Test Graph

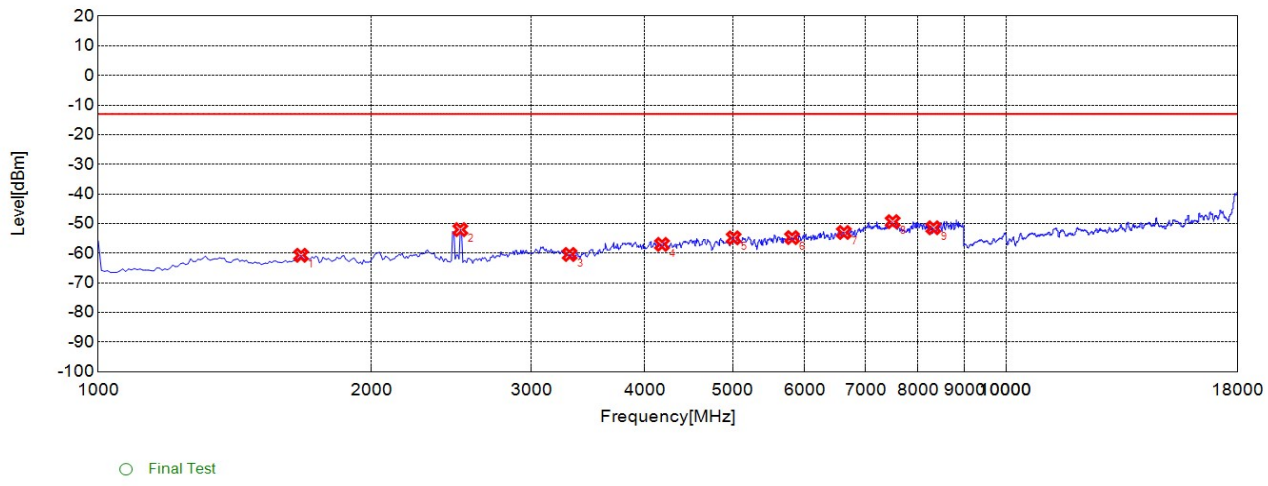

CA_5B High 10M 25RB 1-18G H

Suspected List

NO.	Freq. [MHz]	Level [dBm]	Limit [dBm]	Margin [dB]	Factor [dB]	Path [dB]	Air [dB]	Angle [°]	EUT Pol.	Ant. Pol.
1	1672.6730	-60.7	-13.00	47.70	-8.72	-46.29	37.57			Horizontal
2	2505.5060	-52.04	-13.00	39.04	-10.46	-47.15	36.69			Horizontal
3	3306.3060	-60.42	-13.00	47.42	-10.04	-48.04	38.00			Horizontal
4	4179.1790	-57.03	-13.00	44.03	-6.93	-46.65	39.72			Horizontal
5	5012.0120	-54.81	-13.00	41.81	-2.44	-43.82	41.38			Horizontal
6	5812.8130	-54.72	-13.00	41.72	-1.36	-42.76	41.40			Horizontal
7	6629.6300	-52.99	-13.00	39.99	1.38	-41.93	43.31			Horizontal
8	7502.5030	-49.37	-13.00	36.37	8.08	-38.10	46.18			Horizontal
9	8319.3190	-51.42	-13.00	38.42	6.80	-38.17	44.97			Horizontal

Test Graph

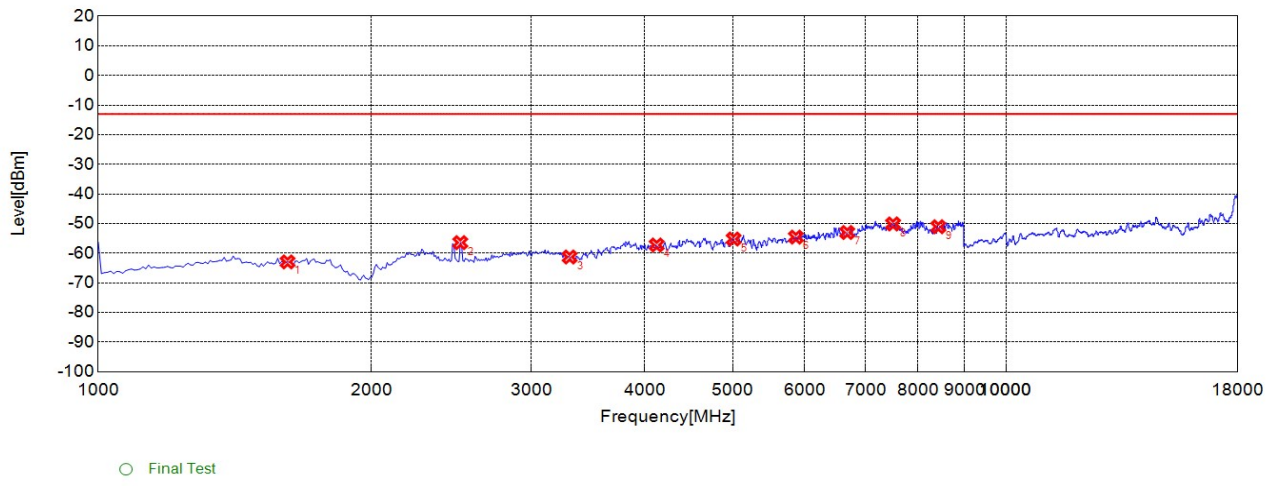

CA_5B High 10M 25RB 1-18G V

Suspected List

NO.	Freq. [MHz]	Level [dBm]	Limit [dBm]	Margin [dB]	Factor [dB]	Path [dB]	Air [dB]	Angle [°]	EUT Pol.	Ant. Pol.
1	1616.6170	-62.94	-13.00	49.94	-9.94	-46.00	36.06			Vertical
2	2505.5060	-56.43	-13.00	43.43	-10.60	-47.15	36.55			Vertical
3	3306.3060	-61.28	-13.00	48.28	-10.56	-48.04	37.48			Vertical
4	4123.1230	-57.24	-13.00	44.24	-7.45	-46.97	39.52			Vertical
5	5012.0120	-55.21	-13.00	42.21	-2.94	-43.82	40.88			Vertical
6	5868.8690	-54.57	-13.00	41.57	-1.18	-42.39	41.21			Vertical
7	6685.6860	-53.01	-13.00	40.01	1.26	-41.72	42.98			Vertical
8	7510.5110	-50.13	-13.00	37.13	7.55	-38.17	45.72			Vertical
9	8423.4230	-51.07	-13.00	38.07	6.53	-38.27	44.80			Vertical

Test Graph

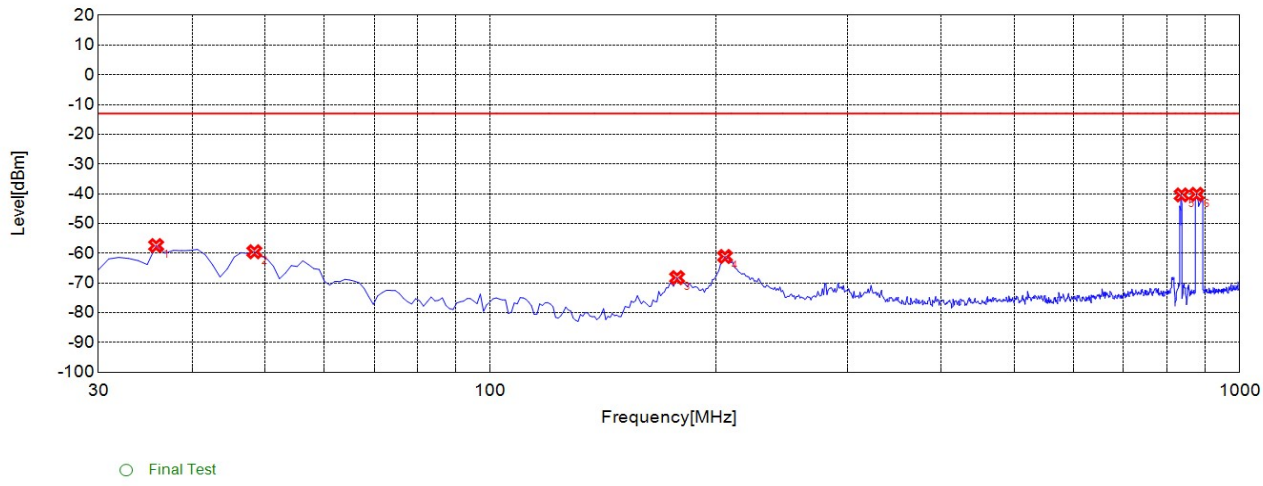

CA_5B Mid 10M 25RB 30M-1G H

Suspected List

NO.	Freq. [MHz]	Level [dBm]	Limit [dBm]	Margin [dB]	Factor [dB]	Path [dB]	Air [dB]	Angle [°]	EUT Pol.	Ant. Pol.
1	35.8260	-57.43	-13.00	44.43	-8.93	-39.57	30.64			Horizontal
2	48.4480	-59.5	-13.00	46.50	-7.02	-39.47	32.45			Horizontal
3	177.5880	-68.19	-13.00	55.19	-17.59	-38.11	20.52			Horizontal
4	205.7460	-61.1	-13.00	48.10	-14.42	-37.68	23.26			Horizontal
5	836.8770	-40.4	-13.00	27.40	-2.58	-34.13	31.55			NA
6	876.6870	-40.2	-13.00	27.20	-2.17	-34.03	31.86			NA

Test Graph

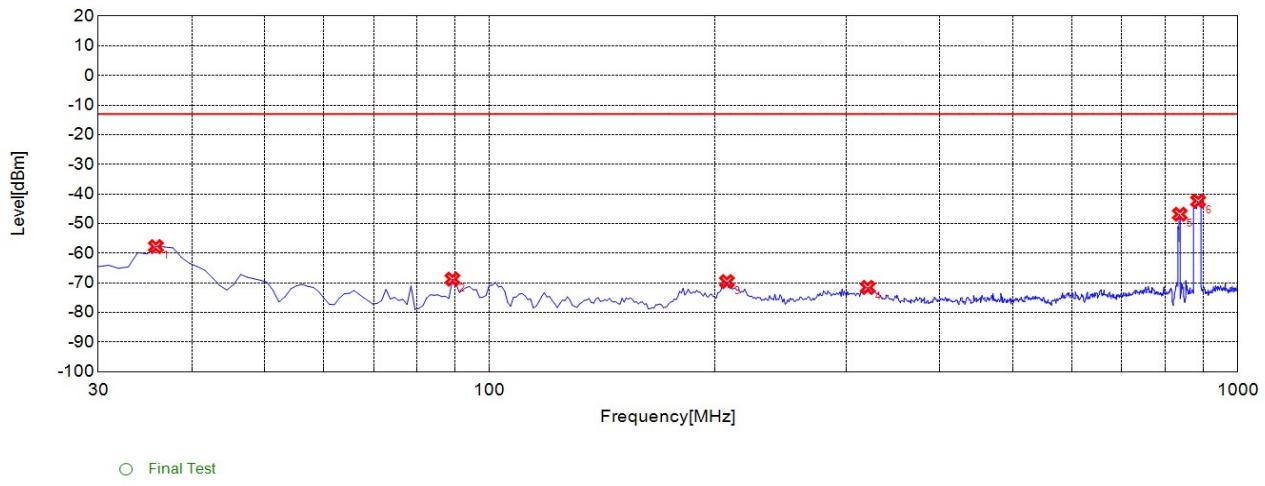

CA_5B High10M 25RB 30M-1G V

Suspected List

NO.	Freq. [MHz]	Level [dBm]	Limit [dBm]	Margin [dB]	Factor [dB]	Path [dB]	Air [dB]	Angle [°]	EUT Pol.	Ant. Pol.
1	35.8260	-57.77	-13.00	44.77	-16.61	-39.57	22.96			Vertical
2	89.2290	-68.75	-13.00	55.75	-16.87	-38.74	21.87			Vertical
3	207.6880	-69.59	-13.00	56.59	-16.55	-37.63	21.08			Vertical
4	320.3200	-71.55	-13.00	58.55	-11.51	-37.00	25.49			Vertical
5	836.8770	-46.86	-13.00	33.86	-2.70	-34.13	31.43			NA
6	885.4250	-42.38	-13.00	29.38	-1.36	-34.00	32.64			NA

66B

Test Graph

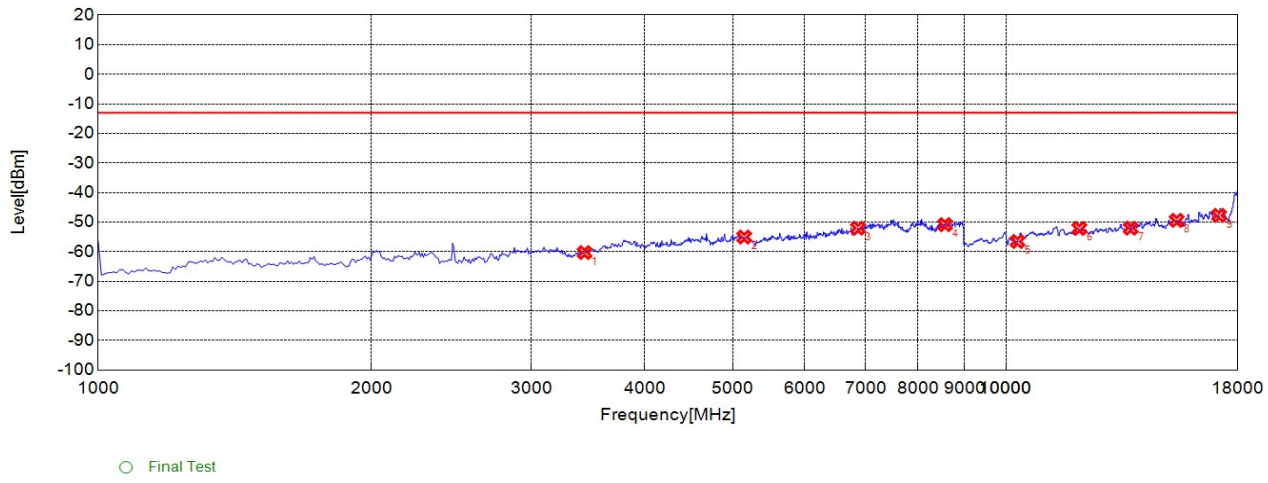

CA_66B Low 10M 1RB 1-18G H

Suspected List

NO.	Freq. [MHz]	Level [dBm]	Limit [dBm]	Margin [dB]	Factor [dB]	Path [dB]	Air [dB]	Angle [°]	EUT Pol.	Ant. Pol.
1	3434.4340	-60.3	-13.00	47.30	-8.96	-47.52	38.56			Horizontal
2	5148.1480	-55.04	-13.00	42.04	-2.46	-43.82	41.36			Horizontal
3	6869.8700	-52.05	-13.00	39.05	2.49	-40.74	43.23			Horizontal
4	8567.5680	-50.87	-13.00	37.87	7.19	-38.71	45.90			Horizontal
5	10297.2970	-56.55	-13.00	43.55	12.10	-36.58	48.68			Horizontal
6	12045.0450	-52.15	-13.00	39.15	18.16	-31.25	49.41			Horizontal
7	13720.7210	-52.06	-13.00	39.06	20.64	-29.20	49.84			Horizontal
8	15423.4230	-49.4	-13.00	36.40	21.89	-28.94	50.83			Horizontal
9	17171.1710	-47.74	-13.00	34.74	23.90	-27.72	51.62			Horizontal

Test Graph

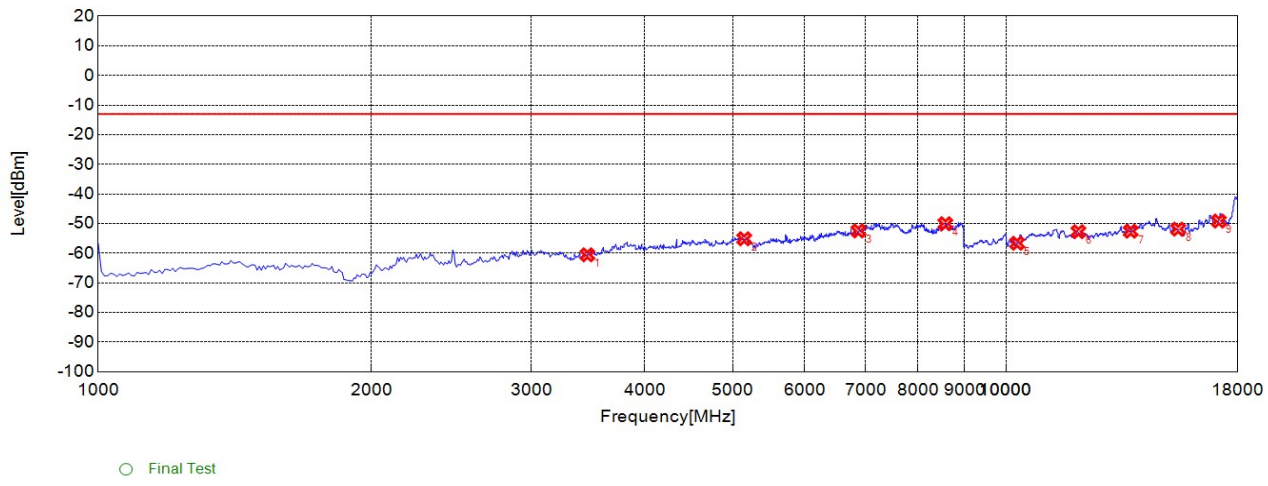

CA_66B Low 10M 1RB 1-18G V

Suspected List

NO.	Freq. [MHz]	Level [dBm]	Limit [dBm]	Margin [dB]	Factor [dB]	Path [dB]	Air [dB]	Angle [°]	EUT Pol.	Ant. Pol.
1	3458.4580	-60.54	-13.00	47.54	-9.34	-47.50	38.16			Vertical
2	5148.1480	-55.14	-13.00	42.14	-2.51	-43.82	41.31			Vertical
3	6877.8780	-52.47	-13.00	39.47	2.86	-40.62	43.48			Vertical
4	8575.5760	-50.06	-13.00	37.06	7.14	-38.66	45.80			Vertical
5	10288.2880	-56.63	-13.00	43.63	11.79	-36.80	48.59			Vertical
6	12018.0180	-52.73	-13.00	39.73	17.62	-31.30	48.92			Vertical
7	13720.7210	-52.57	-13.00	39.57	20.42	-29.20	49.62			Vertical
8	15477.4770	-51.88	-13.00	38.88	19.90	-28.86	48.76			Vertical
9	17162.1620	-49.16	-13.00	36.16	22.87	-27.89	50.76			Vertical

Test Graph

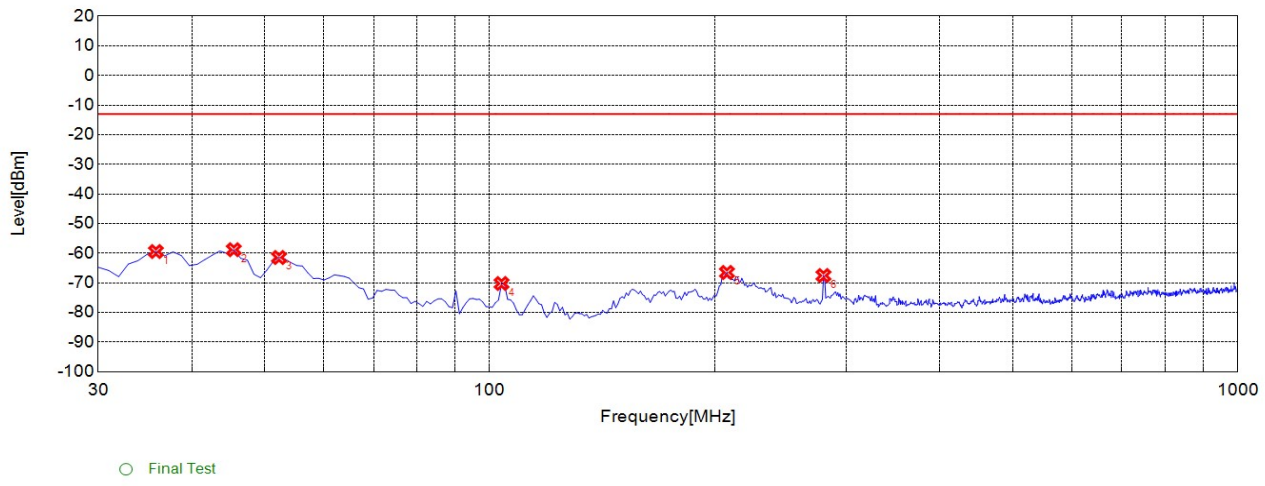

CA_66B Low 10M 1RB 30M-1G H

Suspected List

NO.	Freq. [MHz]	Level [dBm]	Limit [dBm]	Margin [dB]	Factor [dB]	Path [dB]	Air [dB]	Angle [°]	EUT Pol.	Ant. Pol.
1	35.8260	-59.44	-13.00	46.44	-8.93	-39.57	30.64			Horizontal
2	45.5360	-58.82	-13.00	45.82	-7.04	-39.50	32.46			Horizontal
3	52.3320	-61.45	-13.00	48.45	-7.93	-39.47	31.54			Horizontal
4	103.7940	-70.23	-13.00	57.23	-17.50	-38.70	21.20			Horizontal
5	207.6880	-66.51	-13.00	53.51	-14.25	-37.63	23.38			Horizontal
6	279.5400	-67.53	-13.00	54.53	-12.04	-37.04	25.00			Horizontal

Test Graph

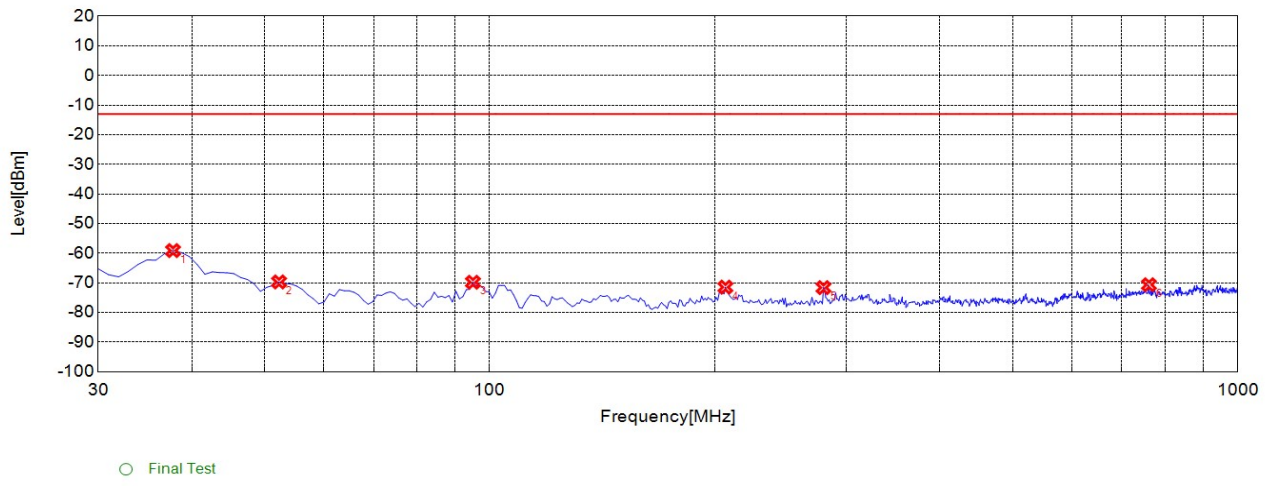

CA_66B Low 10M 1RB 30M-1G V

Suspected List										
NO.	Freq. [MHz]	Level [dBm]	Limit [dBm]	Margin [dB]	Factor [dB]	Path [dB]	Air [dB]	Angle [°]	EUT Pol.	Ant. Pol.
1	37.7680	-59.11	-13.00	46.11	-16.48	-39.56	23.08			Vertical
2	52.3320	-69.7	-13.00	56.70	-15.94	-39.47	23.53			Vertical
3	95.0550	-69.8	-13.00	56.80	-14.47	-38.70	24.23			Vertical
4	206.7170	-71.46	-13.00	58.46	-16.50	-37.66	21.16			Vertical
5	279.5400	-71.62	-13.00	58.62	-12.54	-37.04	24.50			Vertical
6	761.1410	-70.66	-13.00	57.66	-2.34	-34.21	31.87			Vertical

Test Graph

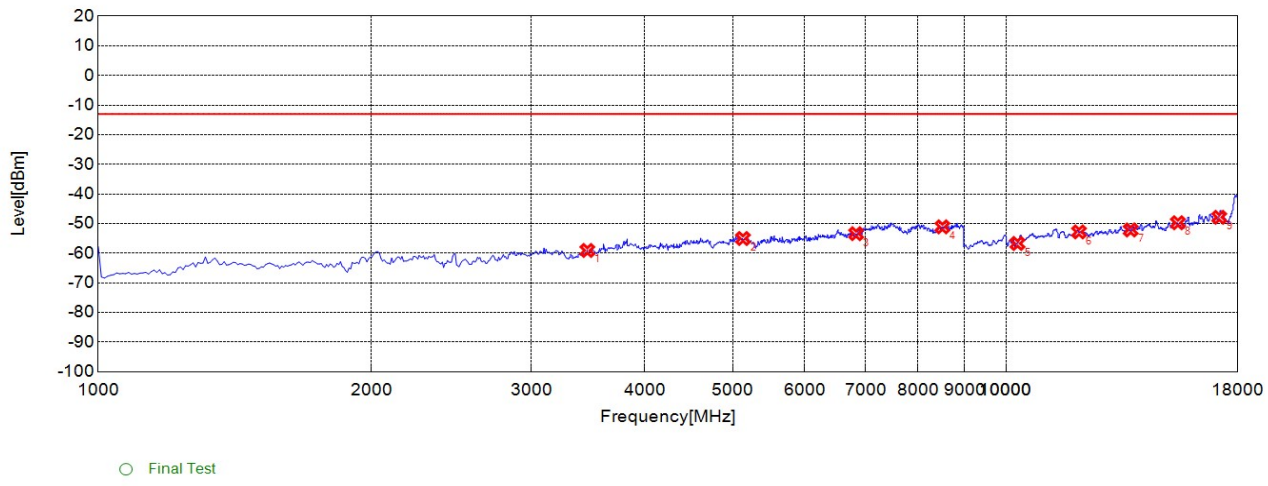

CA_66B Low 10M 50RB 1-18G H

Suspected List

NO.	Freq. [MHz]	Level [dBm]	Limit [dBm]	Margin [dB]	Factor [dB]	Path [dB]	Air [dB]	Angle [°]	EUT Pol.	Ant. Pol.
1	3458.4580	-59.07	-13.00	46.07	-8.77	-47.50	38.73			Horizontal
2	5132.1320	-55.04	-13.00	42.04	-2.41	-43.83	41.42			Horizontal
3	6837.8380	-53.41	-13.00	40.41	1.95	-41.12	43.07			Horizontal
4	8511.5120	-51.11	-13.00	38.11	6.98	-38.46	45.44			Horizontal
5	10297.2970	-56.72	-13.00	43.72	12.10	-36.58	48.68			Horizontal
6	12036.0360	-52.81	-13.00	39.81	18.12	-31.27	49.39			Horizontal
7	13720.7210	-52.16	-13.00	39.16	20.64	-29.20	49.84			Horizontal
8	15468.4680	-49.72	-13.00	36.72	22.03	-28.83	50.86			Horizontal
9	17180.1800	-47.88	-13.00	34.88	24.09	-27.56	51.65			Horizontal

Test Graph

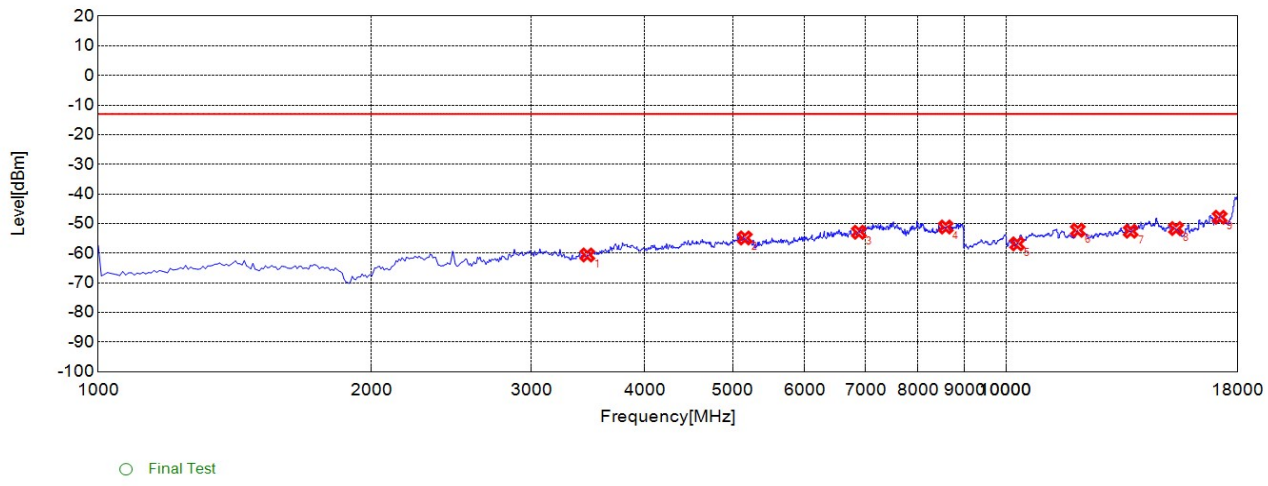

CA_66B Low 10M 50RB 1-18G V

Suspected List

NO.	Freq. [MHz]	Level [dBm]	Limit [dBm]	Margin [dB]	Factor [dB]	Path [dB]	Air [dB]	Angle [°]	EUT Pol.	Ant. Pol.
1	3458.4580	-60.6	-13.00	47.60	-9.34	-47.50	38.16			Vertical
2	5156.1560	-54.86	-13.00	41.86	-2.50	-43.74	41.24			Vertical
3	6885.8860	-52.92	-13.00	39.92	3.02	-40.50	43.52			Vertical
4	8583.5840	-51.17	-13.00	38.17	7.25	-38.62	45.87			Vertical
5	10288.2880	-56.87	-13.00	43.87	11.79	-36.80	48.59			Vertical
6	12000.0000	-52.25	-13.00	39.25	17.63	-31.33	48.96			Vertical
7	13720.7210	-52.58	-13.00	39.58	20.42	-29.20	49.62			Vertical
8	15396.3960	-51.68	-13.00	38.68	19.74	-29.04	48.78			Vertical
9	17198.1980	-47.86	-13.00	34.86	23.64	-27.23	50.87			Vertical

Test Graph

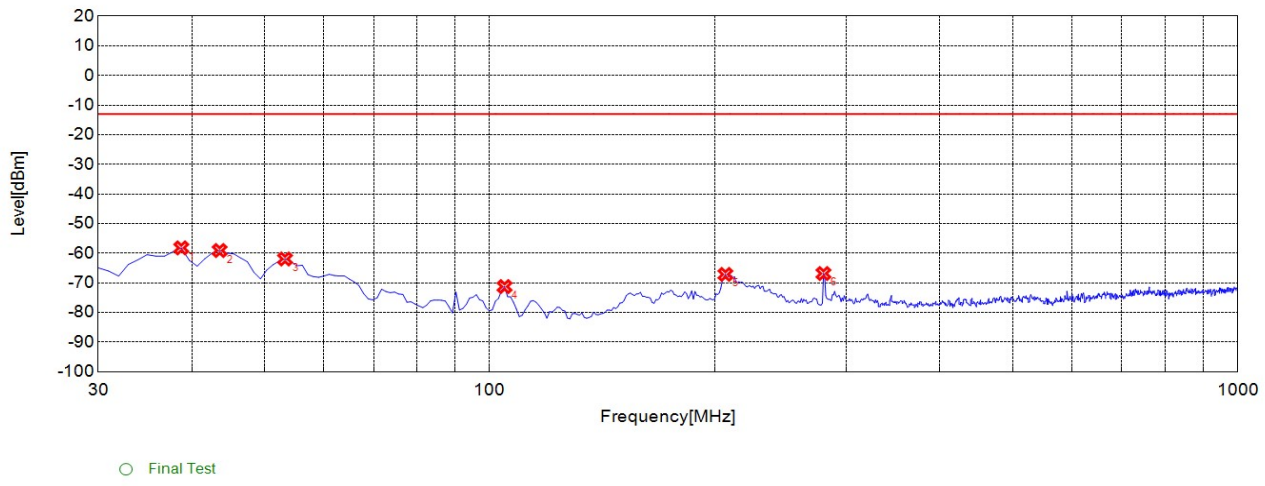

CA_66B Low 10M 50RB 30M-1G H

Suspected List

NO.	Freq. [MHz]	Level [dBm]	Limit [dBm]	Margin [dB]	Factor [dB]	Path [dB]	Air [dB]	Angle [°]	EUT Pol.	Ant. Pol.
1	38.7390	-58.21	-13.00	45.21	-7.63	-39.55	31.92			Horizontal
2	43.5940	-59.09	-13.00	46.09	-7.04	-39.51	32.47			Horizontal
3	53.3030	-61.95	-13.00	48.95	-8.31	-39.47	31.16			Horizontal
4	104.7650	-71.27	-13.00	58.27	-17.53	-38.70	21.17			Horizontal
5	206.7170	-67.16	-13.00	54.16	-14.34	-37.66	23.32			Horizontal
6	279.5400	-66.86	-13.00	53.86	-12.04	-37.04	25.00			Horizontal

Test Graph

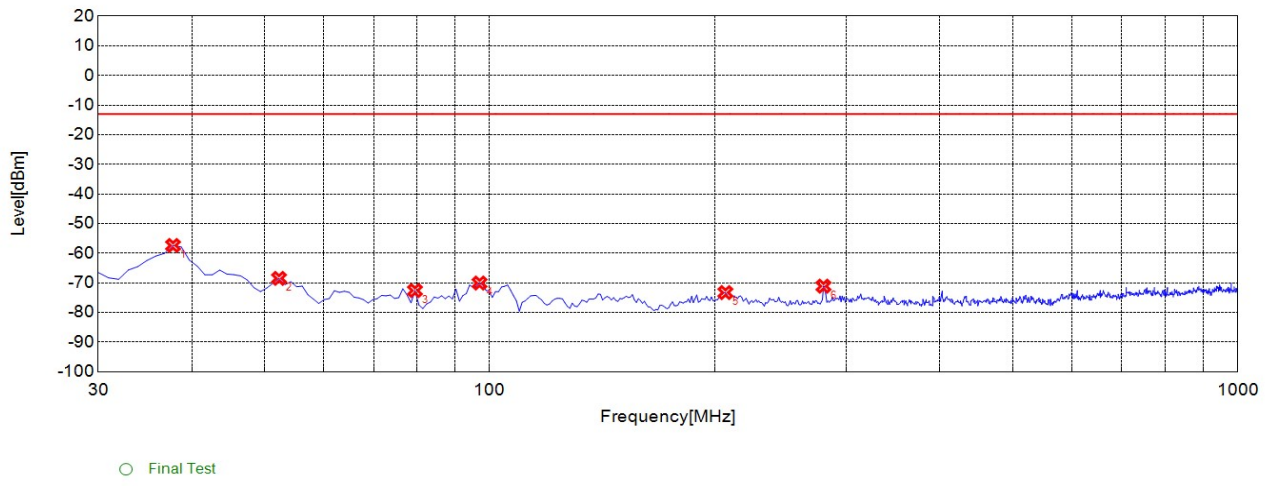

CA_66B Low 10M 50RB 30M-1G V

Suspected List

NO.	Freq. [MHz]	Level [dBm]	Limit [dBm]	Margin [dB]	Factor [dB]	Path [dB]	Air [dB]	Angle [°]	EUT Pol.	Ant. Pol.
1	37.7680	-57.38	-13.00	44.38	-16.48	-39.56	23.08			Vertical
2	52.3320	-68.49	-13.00	55.49	-15.94	-39.47	23.53			Vertical
3	79.5200	-72.61	-13.00	59.61	-20.22	-39.13	18.91			Vertical
4	96.9970	-70.08	-13.00	57.08	-13.67	-38.70	25.03			Vertical
5	206.7170	-73.29	-13.00	60.29	-16.50	-37.66	21.16			Vertical
6	279.5400	-71.12	-13.00	58.12	-12.54	-37.04	24.50			Vertical

Test Graph

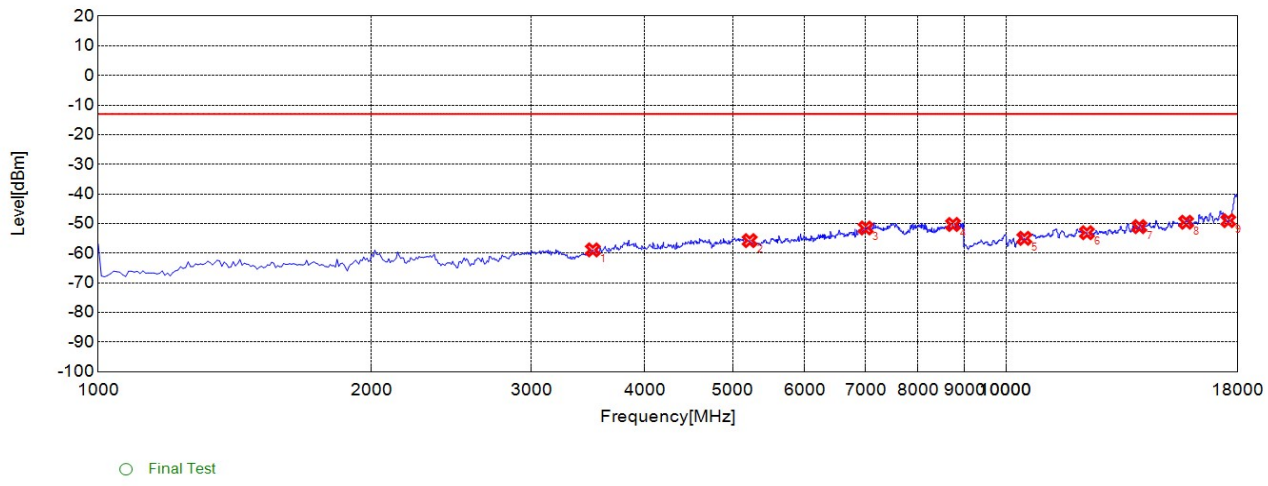

CA_66B Mid 10M 1RB 1-18G H

Suspected List

NO.	Freq. [MHz]	Level [dBm]	Limit [dBm]	Margin [dB]	Factor [dB]	Path [dB]	Air [dB]	Angle [°]	EUT Pol.	Ant. Pol.
1	3506.5070	-58.88	-13.00	45.88	-8.40	-47.45	39.05			Horizontal
2	5220.2200	-55.75	-13.00	42.75	-2.30	-43.29	40.99			Horizontal
3	7006.0060	-51.49	-13.00	38.49	4.43	-39.83	44.26			Horizontal
4	8743.7440	-50.31	-13.00	37.31	7.54	-39.19	46.73			Horizontal
5	10477.4770	-54.97	-13.00	41.97	12.63	-36.32	48.95			Horizontal
6	12279.2790	-53.08	-13.00	40.08	18.10	-31.08	49.18			Horizontal
7	14027.0270	-51.03	-13.00	38.03	21.11	-28.46	49.57			Horizontal
8	15792.7930	-49.54	-13.00	36.54	22.33	-28.32	50.65			Horizontal
9	17576.5770	-49.02	-13.00	36.02	23.61	-27.32	50.93			Horizontal

Test Graph

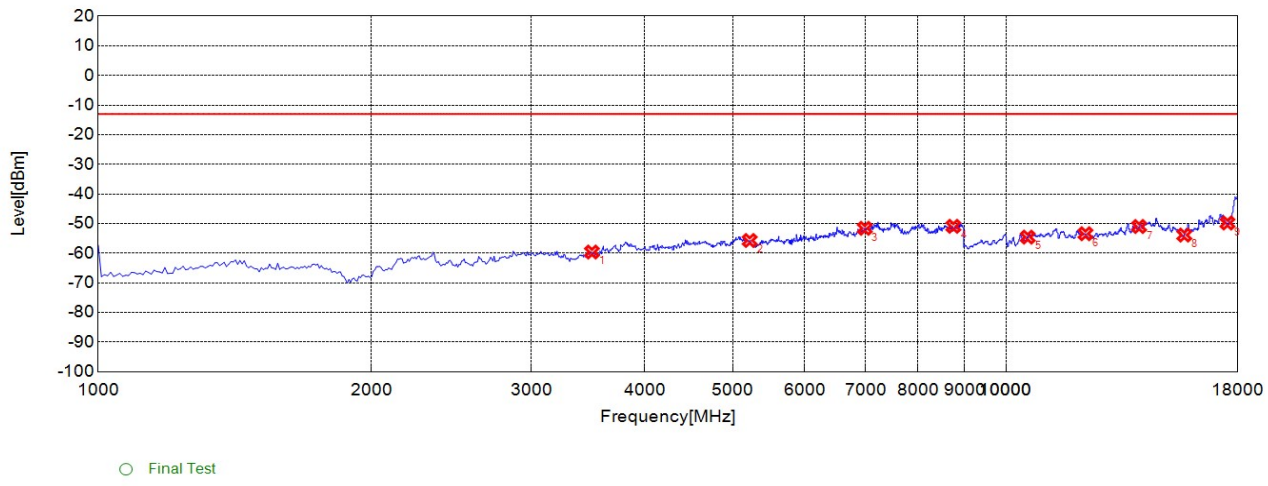

CA_66B Mid 10M 1RB 1-18G V

Suspected List

NO.	Freq. [MHz]	Level [dBm]	Limit [dBm]	Margin [dB]	Factor [dB]	Path [dB]	Air [dB]	Angle [°]	EUT Pol.	Ant. Pol.
1	3498.4980	-59.61	-13.00	46.61	-8.81	-47.37	38.56			Vertical
2	5220.2200	-55.71	-13.00	42.71	-2.62	-43.29	40.67			Vertical
3	6989.9900	-51.59	-13.00	38.59	3.98	-39.97	43.95			Vertical
4	8751.7520	-50.92	-13.00	37.92	7.15	-39.26	46.41			Vertical
5	10567.5680	-54.57	-13.00	41.57	13.04	-35.81	48.85			Vertical
6	12234.2340	-53.43	-13.00	40.43	17.95	-30.85	48.80			Vertical
7	14018.0180	-50.99	-13.00	37.99	21.31	-28.41	49.72			Vertical
8	15720.7210	-53.89	-13.00	40.89	18.57	-29.71	48.28			Vertical
9	17540.5410	-49.8	-13.00	36.80	22.92	-27.37	50.29			Vertical

Test Graph

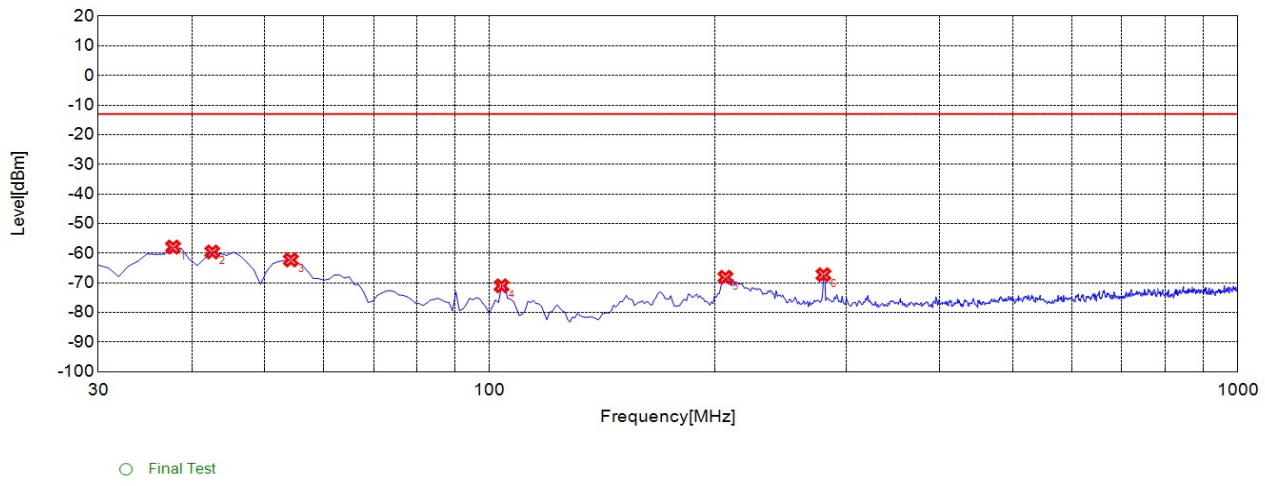

CA_66B Mid 10M 1RB 30M-1G H

Suspected List

NO.	Freq. [MHz]	Level [dBm]	Limit [dBm]	Margin [dB]	Factor [dB]	Path [dB]	Air [dB]	Angle [°]	EUT Pol.	Ant. Pol.
1	37.7680	-57.93	-13.00	44.93	-8.07	-39.56	31.49			Horizontal
2	42.6230	-59.59	-13.00	46.59	-7.05	-39.52	32.47			Horizontal
3	54.2740	-62.27	-13.00	49.27	-8.69	-39.47	30.78			Horizontal
4	103.7940	-71.02	-13.00	58.02	-17.50	-38.70	21.20			Horizontal
5	206.7170	-68.13	-13.00	55.13	-14.34	-37.66	23.32			Horizontal
6	279.5400	-67.27	-13.00	54.27	-12.04	-37.04	25.00			Horizontal

Test Graph

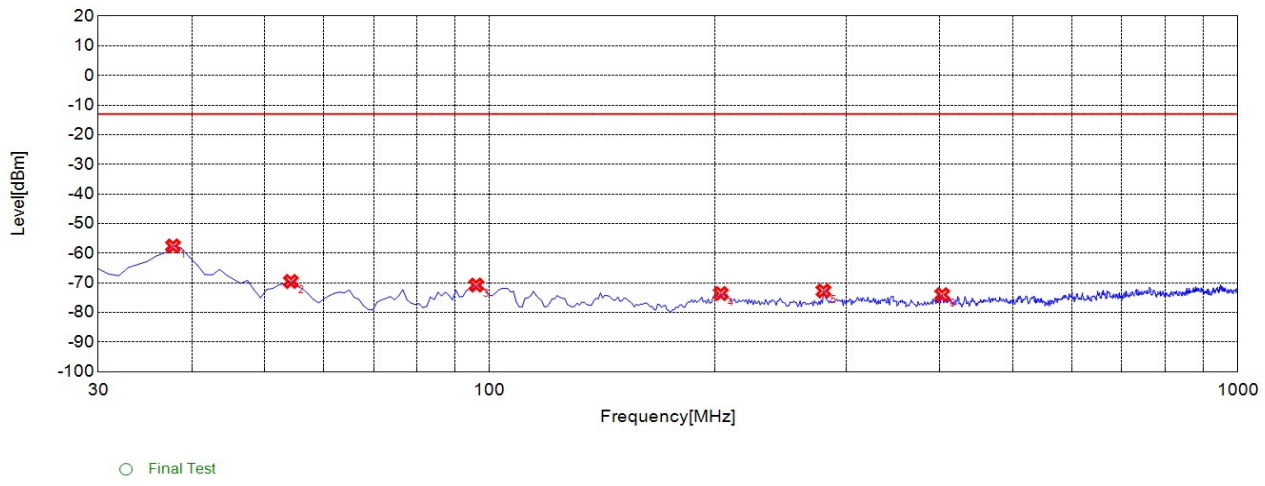

CA_66B Mid 10M 1RB 30M-1G V

Suspected List

NO.	Freq. [MHz]	Level [dBm]	Limit [dBm]	Margin [dB]	Factor [dB]	Path [dB]	Air [dB]	Angle [°]	EUT Pol.	Ant. Pol.
1	37.7680	-57.56	-13.00	44.56	-16.48	-39.56	23.08			Vertical
2	54.2740	-69.52	-13.00	56.52	-16.54	-39.47	22.93			Vertical
3	96.0260	-70.75	-13.00	57.75	-14.07	-38.70	24.63			Vertical
4	203.8040	-73.61	-13.00	60.61	-16.34	-37.73	21.39			Vertical
5	279.5400	-72.73	-13.00	59.73	-12.54	-37.04	24.50			Vertical
6	402.8530	-74.01	-13.00	61.01	-9.40	-36.21	26.81			Vertical

Test Graph

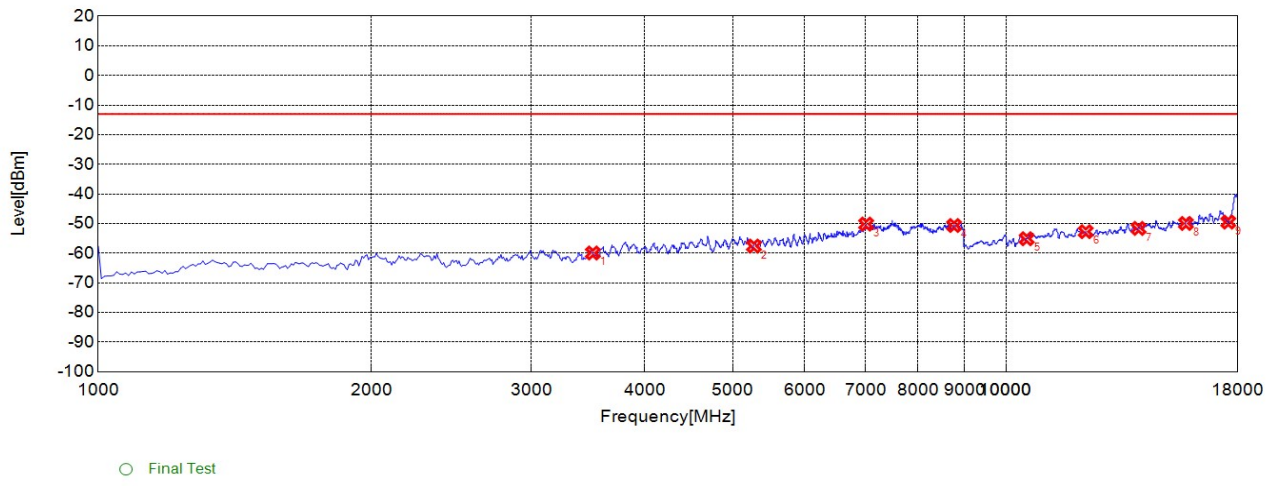

CA_66B Mid 10M 50RB 1-18G H

Suspected List

NO.	Freq. [MHz]	Level [dBm]	Limit [dBm]	Margin [dB]	Factor [dB]	Path [dB]	Air [dB]	Angle [°]	EUT Pol.	Ant. Pol.
1	3506.5070	-59.93	-13.00	46.93	-8.40	-47.45	39.05			Horizontal
2	5276.2760	-57.6	-13.00	44.60	-2.92	-43.45	40.53			Horizontal
3	7014.0140	-50.18	-13.00	37.18	4.46	-39.85	44.31			Horizontal
4	8767.7680	-50.65	-13.00	37.65	7.54	-39.26	46.80			Horizontal
5	10540.5410	-55.12	-13.00	42.12	12.80	-35.96	48.76			Horizontal
6	12243.2430	-52.73	-13.00	39.73	18.57	-30.66	49.23			Horizontal
7	14000.0000	-51.63	-13.00	38.63	21.10	-28.29	49.39			Horizontal
8	15783.7840	-49.96	-13.00	36.96	22.11	-28.57	50.68			Horizontal
9	17576.5770	-49.5	-13.00	36.50	23.61	-27.32	50.93			Horizontal

Test Graph

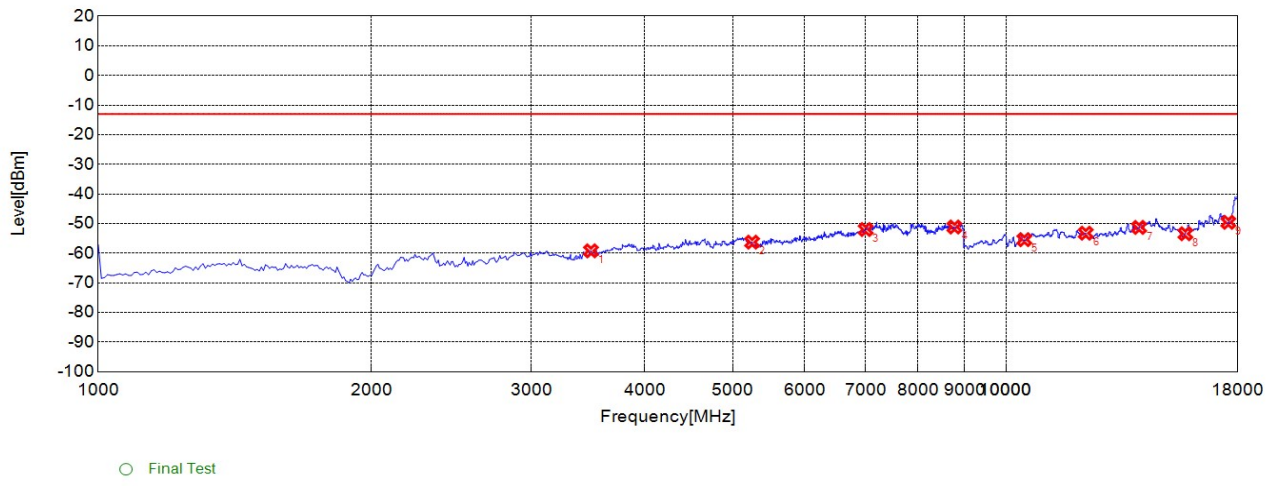

CA_66B Mid 10M 50RB 1-18G V

Suspected List

NO.	Freq. [MHz]	Level [dBm]	Limit [dBm]	Margin [dB]	Factor [dB]	Path [dB]	Air [dB]	Angle [°]	EUT Pol.	Ant. Pol.
1	3490.4900	-59.2	-13.00	46.20	-8.92	-47.40	38.48			Vertical
2	5252.2520	-56.27	-13.00	43.27	-3.11	-43.50	40.39			Vertical
3	7006.0060	-52.01	-13.00	39.01	4.21	-39.83	44.04			Vertical
4	8775.7760	-51.16	-13.00	38.16	7.04	-39.27	46.31			Vertical
5	10477.4770	-55.42	-13.00	42.42	12.55	-36.32	48.87			Vertical
6	12243.2430	-53.25	-13.00	40.25	18.12	-30.66	48.78			Vertical
7	14018.0180	-51.29	-13.00	38.29	21.31	-28.41	49.72			Vertical
8	15765.7660	-53.44	-13.00	40.44	19.00	-29.09	48.09			Vertical
9	17576.5770	-49.57	-13.00	36.57	23.11	-27.32	50.43			Vertical

Test Graph

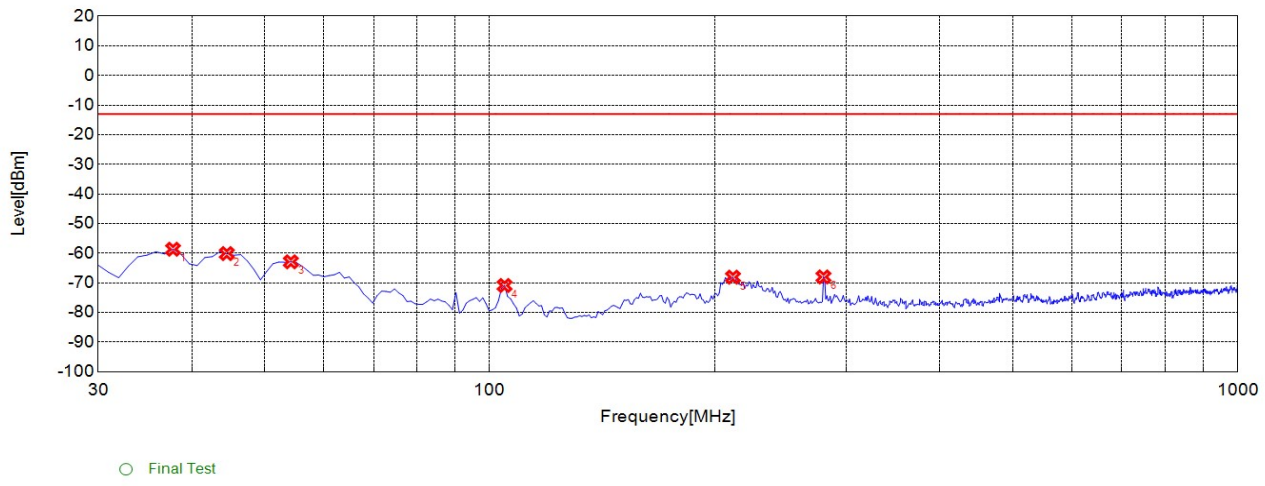

CA_66B Mid 10M 50RB 30M-1G H

Suspected List

NO.	Freq. [MHz]	Level [dBm]	Limit [dBm]	Margin [dB]	Factor [dB]	Path [dB]	Air [dB]	Angle [°]	EUT Pol.	Ant. Pol.
1	37.7680	-58.66	-13.00	45.66	-8.07	-39.56	31.49			Horizontal
2	44.5650	-60.13	-13.00	47.13	-7.03	-39.50	32.47			Horizontal
3	54.2740	-62.91	-13.00	49.91	-8.69	-39.47	30.78			Horizontal
4	104.7650	-70.9	-13.00	57.90	-17.53	-38.70	21.17			Horizontal
5	211.5720	-68.09	-13.00	55.09	-13.76	-37.57	23.81			Horizontal
6	279.5400	-68.01	-13.00	55.01	-12.04	-37.04	25.00			Horizontal

Test Graph

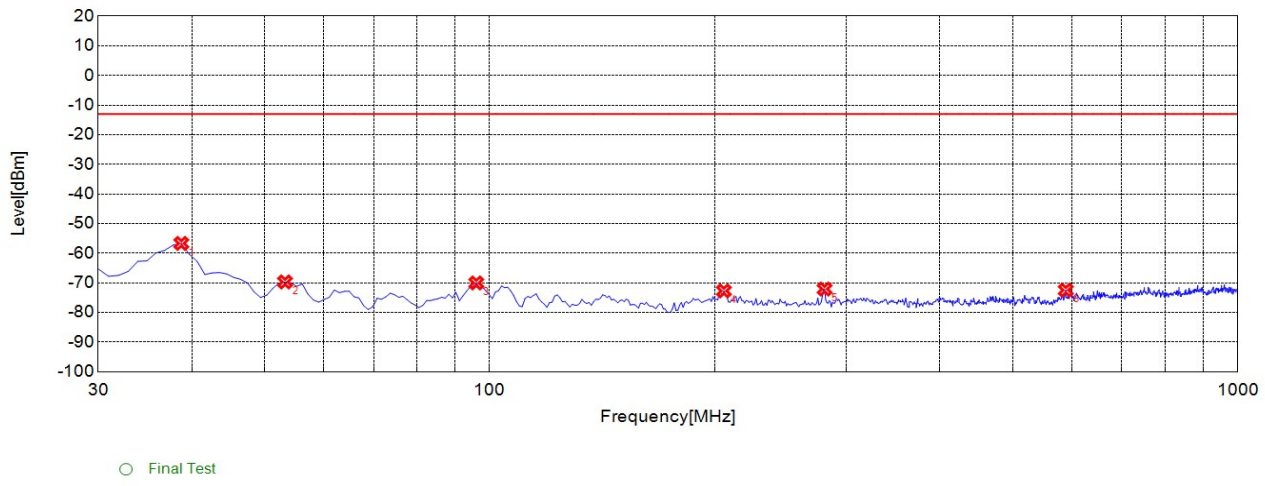

CA_66B Mid 10M 50RB 30M-1G V

Suspected List

NO.	Freq. [MHz]	Level [dBm]	Limit [dBm]	Margin [dB]	Factor [dB]	Path [dB]	Air [dB]	Angle [°]	EUT Pol.	Ant. Pol.
1	38.7390	-56.69	-13.00	43.69	-16.41	-39.55	23.14			Vertical
2	53.3030	-69.7	-13.00	56.70	-16.24	-39.47	23.23			Vertical
3	96.0260	-70.04	-13.00	57.04	-14.07	-38.70	24.63			Vertical
4	205.7460	-72.72	-13.00	59.72	-16.44	-37.68	21.24			Vertical
5	280.5110	-72.09	-13.00	59.09	-12.48	-37.03	24.55			Vertical
6	589.2790	-72.46	-13.00	59.46	-5.42	-34.91	29.49			Vertical

Test Graph

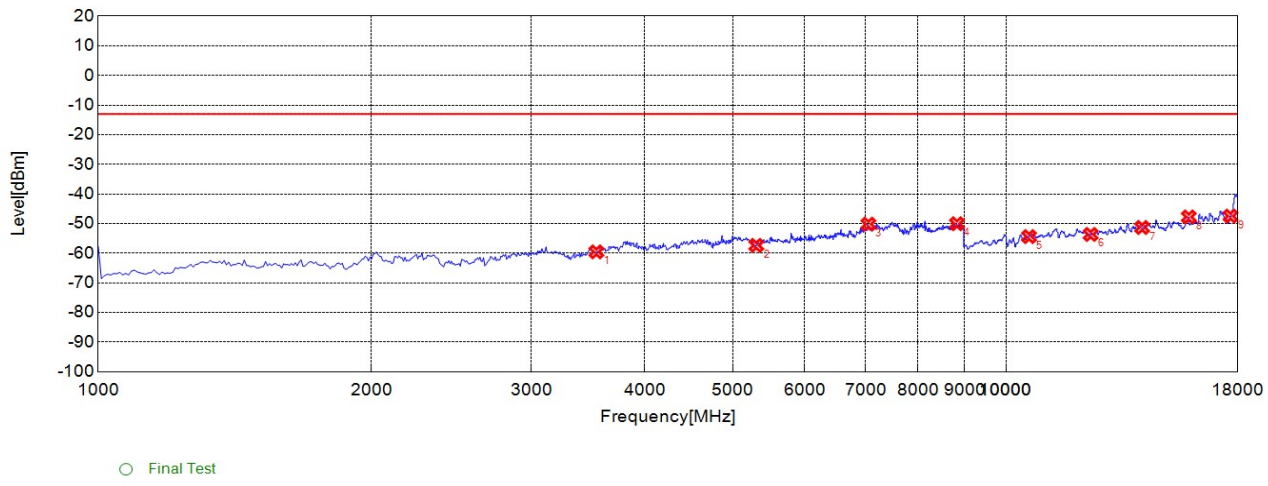

CA_66B High 10M 1RB 1-18G H

Suspected List

NO.	Freq. [MHz]	Level [dBm]	Limit [dBm]	Margin [dB]	Factor [dB]	Path [dB]	Air [dB]	Angle [°]	EUT Pol.	Ant. Pol.
1	3538.5390	-59.55	-13.00	46.55	-8.72	-47.85	39.13			Horizontal
2	5308.3080	-57.37	-13.00	44.37	-2.95	-43.34	40.39			Horizontal
3	7054.0540	-50.2	-13.00	37.20	4.62	-39.91	44.53			Horizontal
4	8831.8320	-50.05	-13.00	37.05	7.76	-39.03	46.79			Horizontal
5	10603.6040	-54.4	-13.00	41.40	13.08	-35.63	48.71			Horizontal
6	12396.3960	-53.67	-13.00	40.67	17.55	-31.20	48.75			Horizontal
7	14126.1260	-51.31	-13.00	38.31	21.62	-28.42	50.04			Horizontal
8	15900.9010	-47.77	-13.00	34.77	23.62	-27.02	50.64			Horizontal
9	17675.6760	-47.48	-13.00	34.48	25.55	-26.22	51.77			Horizontal

Test Graph

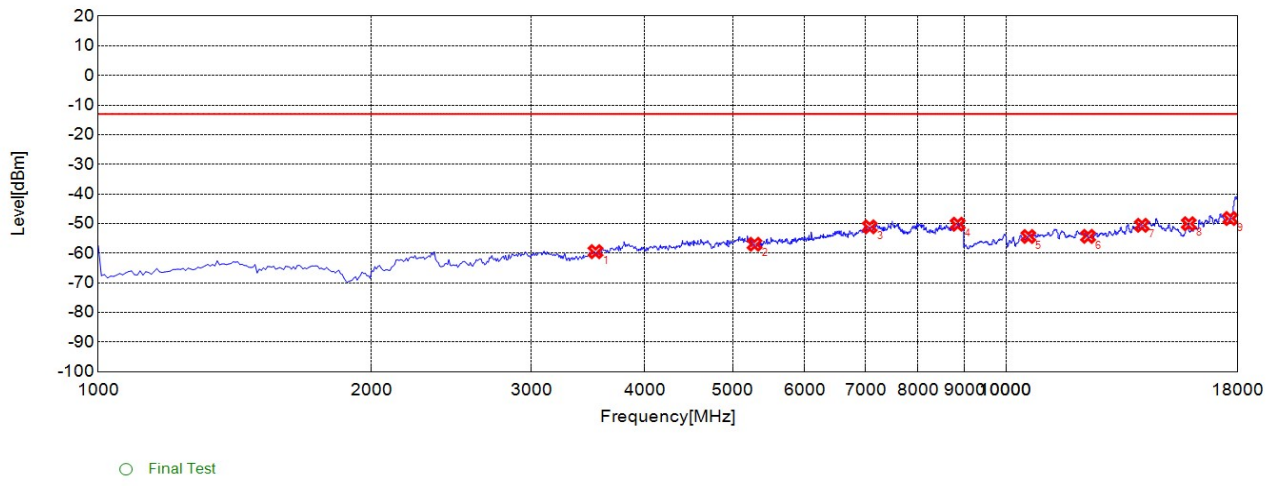

CA_66B High 10M 1RB 1-18G V

Suspected List

NO.	Freq. [MHz]	Level [dBm]	Limit [dBm]	Margin [dB]	Factor [dB]	Path [dB]	Air [dB]	Angle [°]	EUT Pol.	Ant. Pol.
1	3530.5310	-59.49	-13.00	46.49	-9.14	-47.75	38.61			Vertical
2	5284.2840	-56.98	-13.00	43.98	-3.32	-43.43	40.11			Vertical
3	7078.0780	-51.1	-13.00	38.10	4.84	-39.84	44.68			Vertical
4	8847.8480	-50.22	-13.00	37.22	7.73	-38.91	46.64			Vertical
5	10585.5860	-54.36	-13.00	41.36	13.17	-35.74	48.91			Vertical
6	12315.3150	-54.31	-13.00	41.31	17.13	-31.40	48.53			Vertical
7	14117.1170	-50.59	-13.00	37.59	22.36	-28.04	50.40			Vertical
8	15900.9010	-50.06	-13.00	37.06	21.06	-27.02	48.08			Vertical
9	17666.6670	-48.3	-13.00	35.30	24.71	-26.20	50.91			Vertical

Test Graph

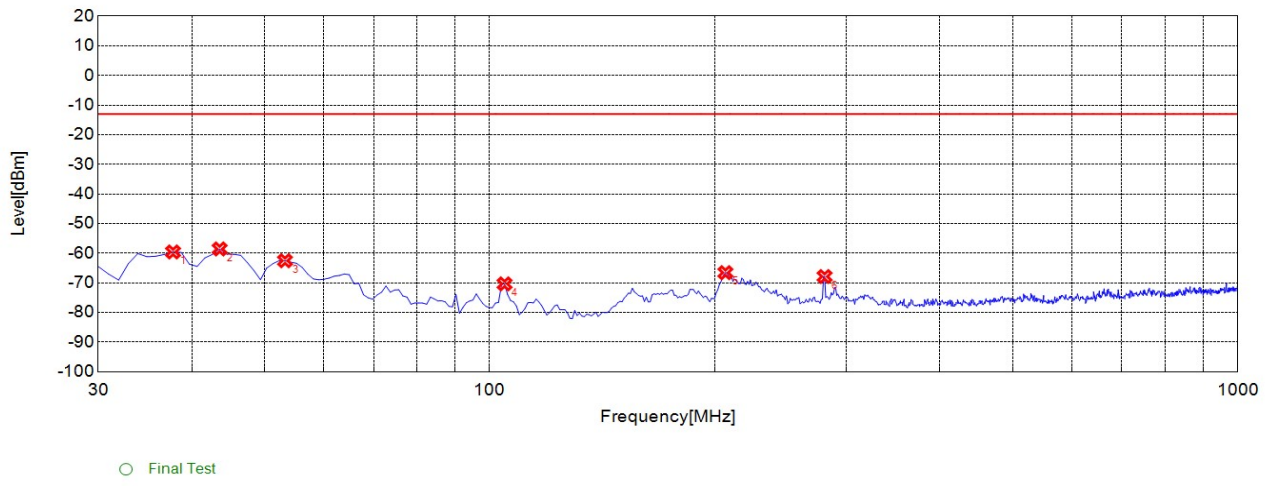

CA_66B High 10M 1RB 30M-1G H

Suspected List

NO.	Freq. [MHz]	Level [dBm]	Limit [dBm]	Margin [dB]	Factor [dB]	Path [dB]	Air [dB]	Angle [°]	EUT Pol.	Ant. Pol.
1	37.7680	-59.58	-13.00	46.58	-8.07	-39.56	31.49			Horizontal
2	43.5940	-58.57	-13.00	45.57	-7.04	-39.51	32.47			Horizontal
3	53.3030	-62.54	-13.00	49.54	-8.31	-39.47	31.16			Horizontal
4	104.7650	-70.35	-13.00	57.35	-17.53	-38.70	21.17			Horizontal
5	206.7170	-66.57	-13.00	53.57	-14.34	-37.66	23.32			Horizontal
6	280.5110	-67.87	-13.00	54.87	-12.02	-37.03	25.01			Horizontal

Test Graph

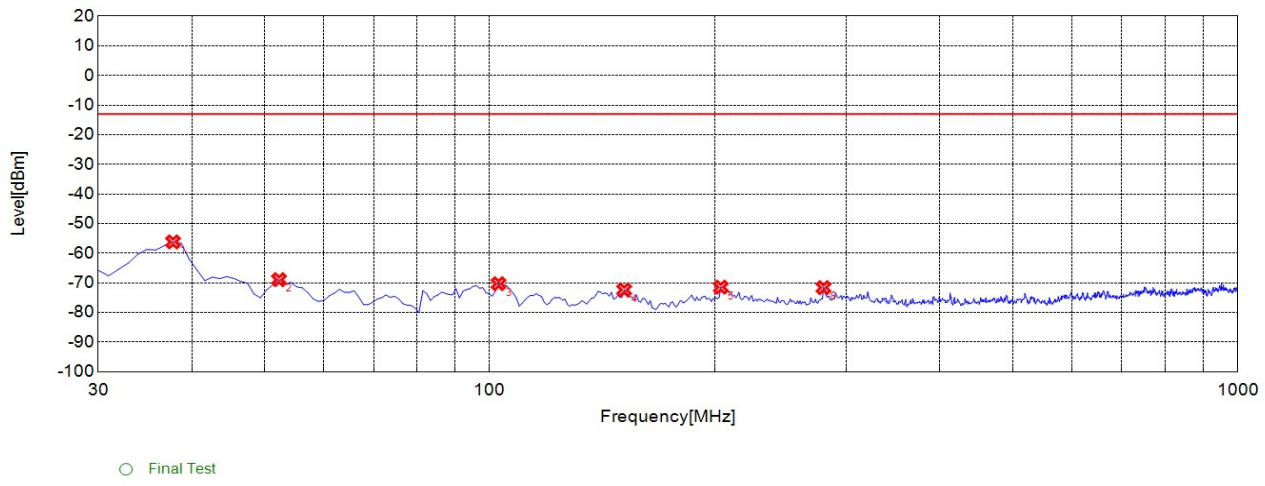

CA_66B High 10M 1RB 30M-1G V

Suspected List

NO.	Freq. [MHz]	Level [dBm]	Limit [dBm]	Margin [dB]	Factor [dB]	Path [dB]	Air [dB]	Angle [°]	EUT Pol.	Ant. Pol.
1	37.7680	-56.18	-13.00	43.18	-16.48	-39.56	23.08			Vertical
2	52.3320	-68.93	-13.00	55.93	-15.94	-39.47	23.53			Vertical
3	102.8230	-70.29	-13.00	57.29	-13.47	-38.70	25.23			Vertical
4	151.3710	-72.4	-13.00	59.40	-16.75	-38.62	21.87			Vertical
5	203.8040	-71.45	-13.00	58.45	-16.34	-37.73	21.39			Vertical
6	279.5400	-71.62	-13.00	58.62	-12.54	-37.04	24.50			Vertical

Test Graph

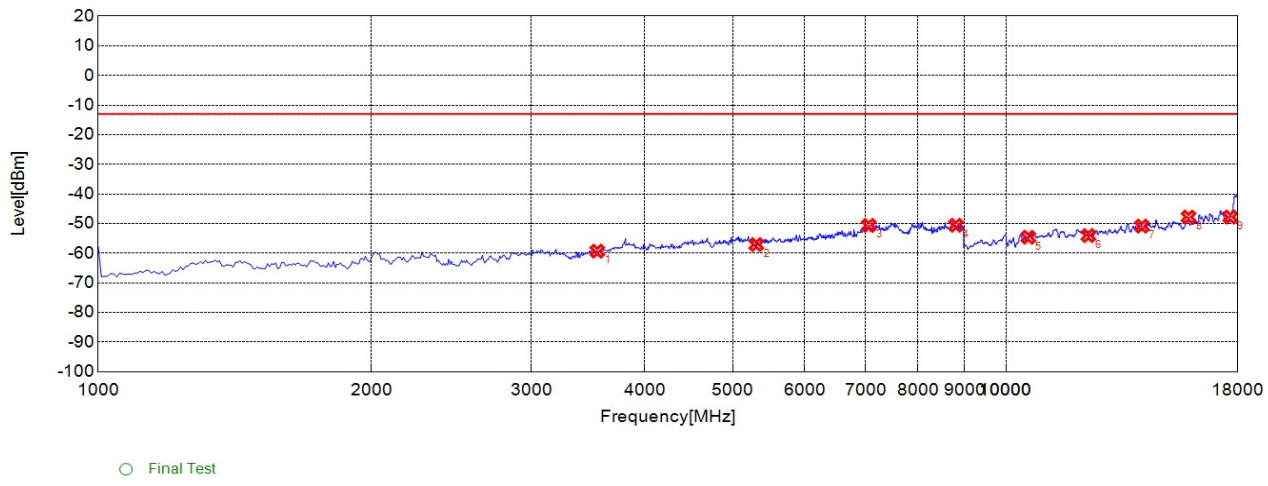

CA_66B High 10M 50RB 1-18G H

Suspected List

NO.	Freq. [MHz]	Level [dBm]	Limit [dBm]	Margin [dB]	Factor [dB]	Path [dB]	Air [dB]	Angle [°]	EUT Pol.	Ant. Pol.
1	3546.5470	-59.31	-13.00	46.31	-8.80	-47.95	39.15			Horizontal
2	5308.3080	-57.1	-13.00	44.10	-2.95	-43.34	40.39			Horizontal
3	7062.0620	-50.62	-13.00	37.62	4.68	-39.89	44.57			Horizontal
4	8807.8080	-50.58	-13.00	37.58	7.65	-39.21	46.86			Horizontal
5	10585.5860	-54.61	-13.00	41.61	12.99	-35.74	48.73			Horizontal
6	12324.3240	-54.05	-13.00	41.05	17.70	-31.35	49.05			Horizontal
7	14117.1170	-50.87	-13.00	37.87	22.01	-28.04	50.05			Horizontal
8	15891.8920	-47.81	-13.00	34.81	23.49	-27.15	50.64			Horizontal
9	17666.6670	-47.81	-13.00	34.81	25.46	-26.20	51.66			Horizontal

Test Graph

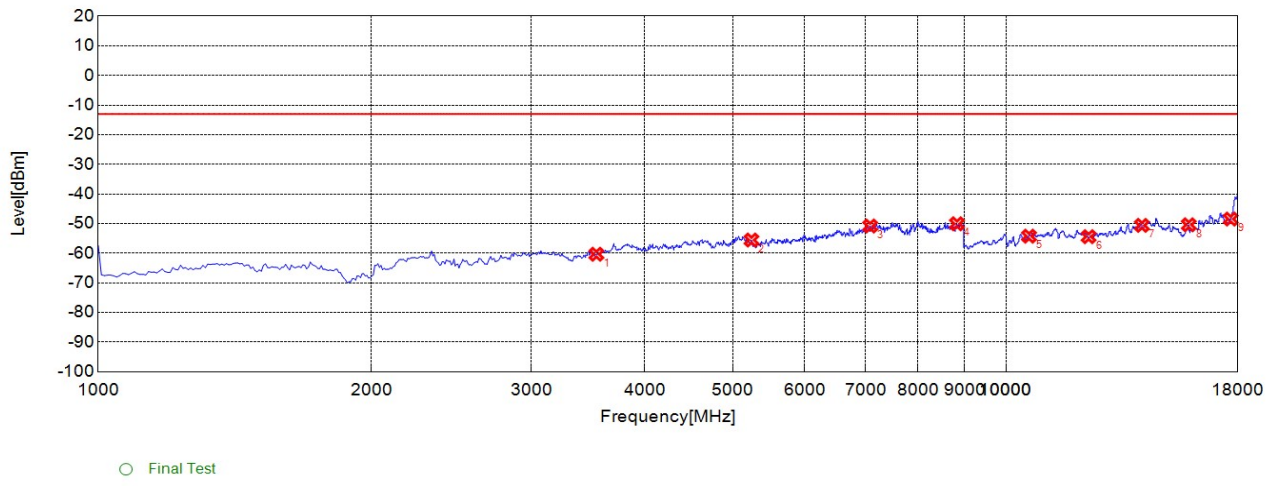

CA_66B High 10M 50RB 1-18G V

Suspected List

NO.	Freq. [MHz]	Level [dBm]	Limit [dBm]	Margin [dB]	Factor [dB]	Path [dB]	Air [dB]	Angle [°]	EUT Pol.	Ant. Pol.
1	3538.5390	-60.35	-13.00	47.35	-9.23	-47.85	38.62			Vertical
2	5244.2440	-55.55	-13.00	42.55	-3.00	-43.46	40.46			Vertical
3	7086.0860	-50.83	-13.00	37.83	4.94	-39.82	44.76			Vertical
4	8831.8320	-50.08	-13.00	37.08	7.47	-39.03	46.50			Vertical
5	10603.6040	-54.26	-13.00	41.26	13.31	-35.63	48.94			Vertical
6	12333.3330	-54.43	-13.00	41.43	17.10	-31.31	48.41			Vertical
7	14117.1170	-50.61	-13.00	37.61	22.36	-28.04	50.40			Vertical
8	15900.9010	-50.42	-13.00	37.42	21.06	-27.02	48.08			Vertical
9	17684.6850	-48.48	-13.00	35.48	24.78	-26.24	51.02			Vertical

Test Graph

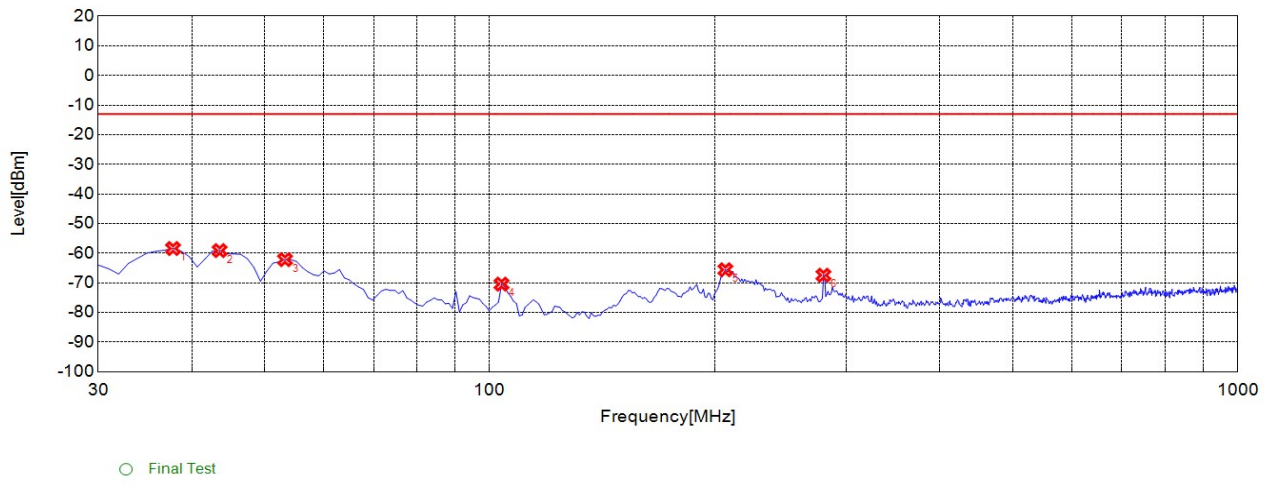

CA_66B High 10M 50RB 30M-1G H

Suspected List

NO.	Freq. [MHz]	Level [dBm]	Limit [dBm]	Margin [dB]	Factor [dB]	Path [dB]	Air [dB]	Angle [°]	EUT Pol.	Ant. Pol.
1	37.7680	-58.41	-13.00	45.41	-8.07	-39.56	31.49			Horizontal
2	43.5940	-59.12	-13.00	46.12	-7.04	-39.51	32.47			Horizontal
3	53.3030	-62.17	-13.00	49.17	-8.31	-39.47	31.16			Horizontal
4	103.7940	-70.44	-13.00	57.44	-17.50	-38.70	21.20			Horizontal
5	206.7170	-65.59	-13.00	52.59	-14.34	-37.66	23.32			Horizontal
6	279.5400	-67.43	-13.00	54.43	-12.04	-37.04	25.00			Horizontal

Test Graph

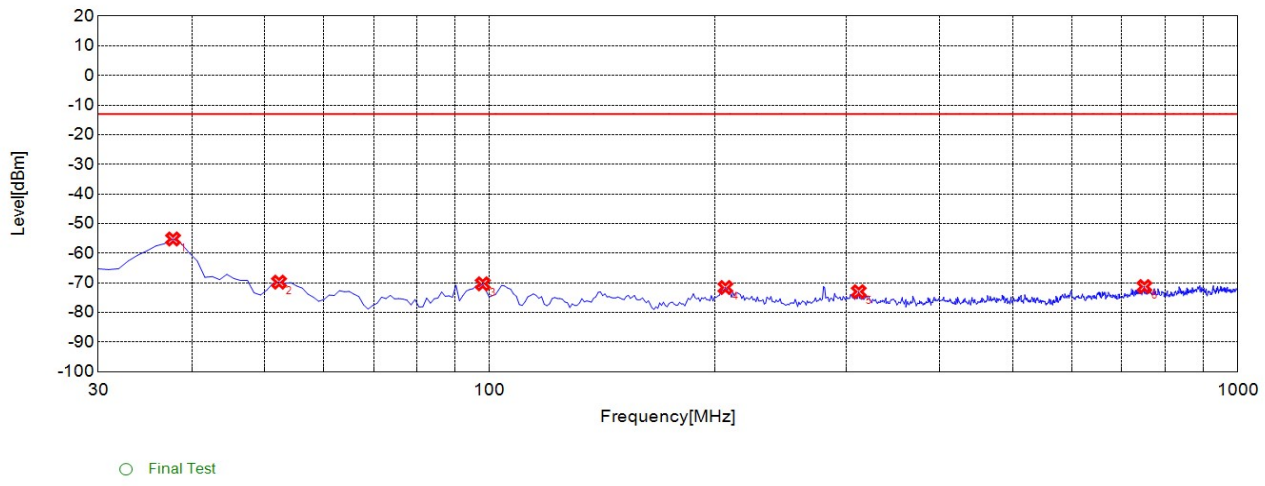

CA_66B High 10M 50RB 30M-1G V

Suspected List										
NO.	Freq. [MHz]	Level [dBm]	Limit [dBm]	Margin [dB]	Factor [dB]	Path [dB]	Air [dB]	Angle [°]	EUT Pol.	Ant. Pol.
1	37.7680	-55.2	-13.00	42.20	-16.48	-39.56	23.08			Vertical
2	52.3320	-69.78	-13.00	56.78	-15.94	-39.47	23.53			Vertical
3	97.9680	-70.34	-13.00	57.34	-13.26	-38.70	25.44			Vertical
4	206.7170	-71.58	-13.00	58.58	-16.50	-37.66	21.16			Vertical
5	311.5820	-72.99	-13.00	59.99	-11.78	-36.97	25.19			Vertical
6	750.4600	-71.26	-13.00	58.26	-2.61	-34.20	31.59			Vertical

66C

Test Graph

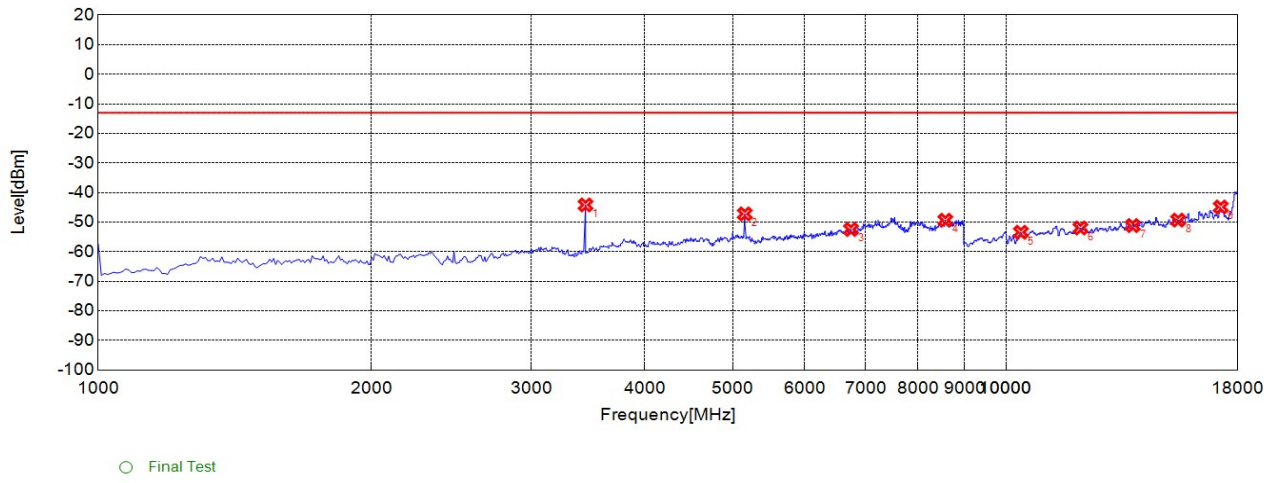

CA_66C Low 20M 1RB 1-18G H

Suspected List

NO.	Freq. [MHz]	Level [dBm]	Limit [dBm]	Margin [dB]	Factor [dB]	Path [dB]	Air [dB]	Angle [°]	EUT Pol.	Ant. Pol.
1	3442.4420	-44.19	-13.00	31.19	-8.90	-47.52	38.62			Horizontal
2	5156.1560	-47.23	-13.00	34.23	-2.41	-43.74	41.33			Horizontal
3	6749.7500	-52.48	-13.00	39.48	1.92	-40.94	42.86			Horizontal
4	8575.5760	-49.36	-13.00	36.36	7.31	-38.66	45.97			Horizontal
5	10387.3870	-53.43	-13.00	40.43	14.75	-34.69	49.44			Horizontal
6	12081.0810	-51.98	-13.00	38.98	17.70	-31.78	49.48			Horizontal
7	13792.7930	-51.17	-13.00	38.17	21.90	-27.68	49.58			Horizontal
8	15477.4770	-49.32	-13.00	36.32	22.00	-28.86	50.86			Horizontal
9	17243.2430	-44.9	-13.00	31.90	24.86	-26.81	51.67			Horizontal

Test Graph

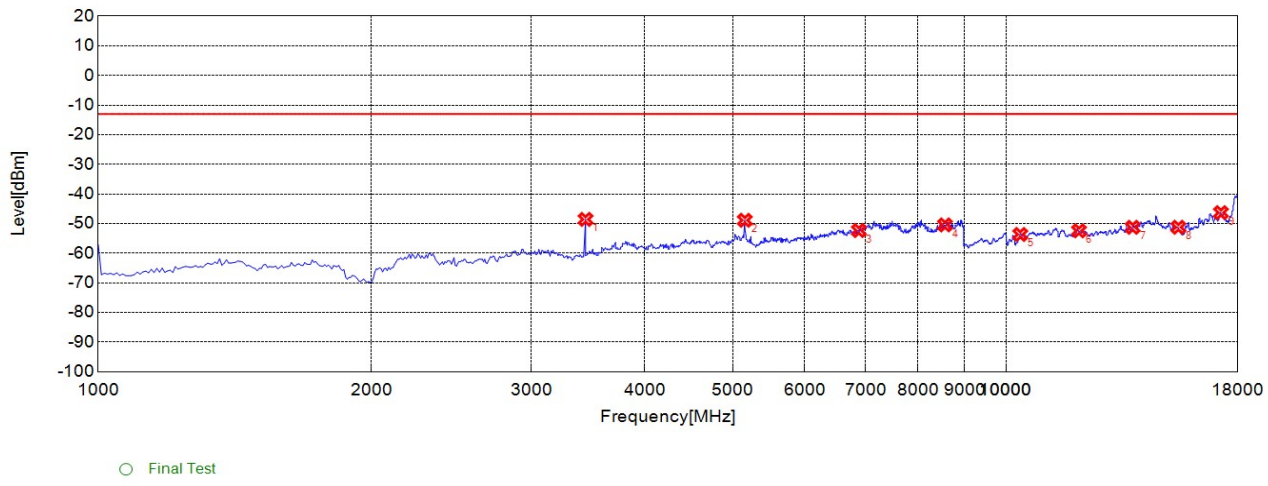

CA_66C Low 20M 1RB 1-18G V

Suspected List

NO.	Freq. [MHz]	Level [dBm]	Limit [dBm]	Margin [dB]	Factor [dB]	Path [dB]	Air [dB]	Angle [°]	EUT Pol.	Ant. Pol.
1	3442.4420	-48.59	-13.00	35.59	-9.51	-47.52	38.01			Vertical
2	5156.1560	-48.89	-13.00	35.89	-2.50	-43.74	41.24			Vertical
3	6885.8860	-52.35	-13.00	39.35	3.02	-40.50	43.52			Vertical
4	8567.5680	-50.45	-13.00	37.45	7.02	-38.71	45.73			Vertical
5	10369.3690	-53.68	-13.00	40.68	14.09	-35.22	49.31			Vertical
6	12036.0360	-52.44	-13.00	39.44	17.61	-31.27	48.88			Vertical
7	13792.7930	-51.26	-13.00	38.26	21.83	-27.68	49.51			Vertical
8	15486.4860	-51.24	-13.00	38.24	19.88	-28.88	48.76			Vertical
9	17252.2520	-46.31	-13.00	33.31	23.95	-26.80	50.75			Vertical

Test Graph

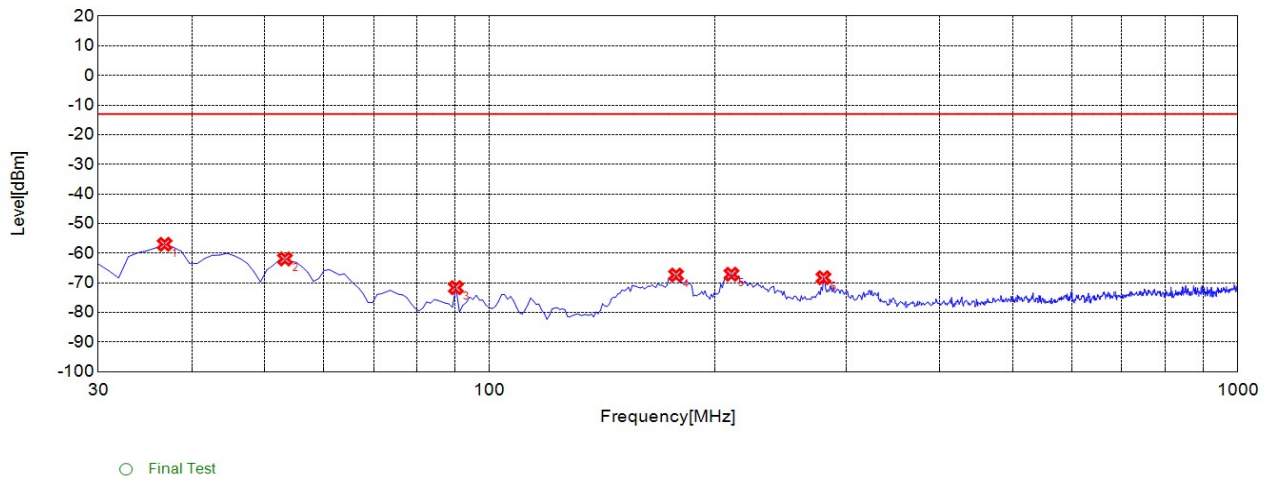

CA_66C Low 20M 1RB 30M-1G H

Suspected List

NO.	Freq. [MHz]	Level [dBm]	Limit [dBm]	Margin [dB]	Factor [dB]	Path [dB]	Air [dB]	Angle [°]	EUT Pol.	Ant. Pol.
1	36.7970	-57	-13.00	44.00	-8.51	-39.57	31.06			Horizontal
2	53.3030	-61.94	-13.00	48.94	-8.31	-39.47	31.16			Horizontal
3	90.2000	-71.64	-13.00	58.64	-18.92	-38.71	19.79			Horizontal
4	177.5880	-67.37	-13.00	54.37	-17.59	-38.11	20.52			Horizontal
5	210.6010	-67.11	-13.00	54.11	-13.93	-37.57	23.64			Horizontal
6	279.5400	-68.28	-13.00	55.28	-12.04	-37.04	25.00			Horizontal