Test Graph

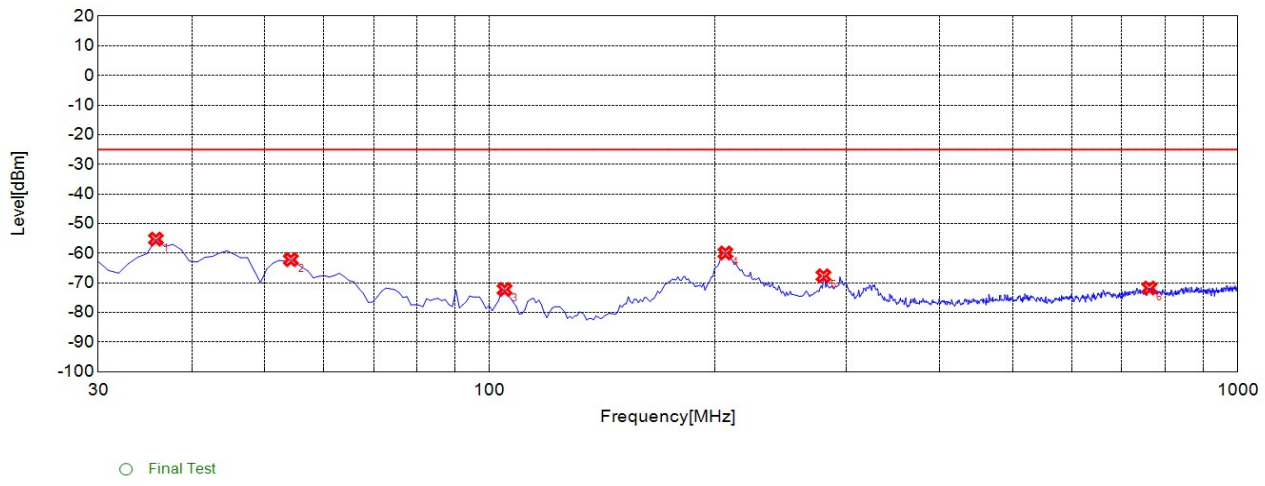

CA_41C Mid 20M 1RB 30M-1G H

Suspected List

NO.	Freq. [MHz]	Level [dBm]	Limit [dBm]	Margin [dB]	Factor [dB]	Path [dB]	Air [dB]	Angle [°]	EUT Pol.	Ant. Pol.
1	35.8260	-55.24	-25.00	30.24	-8.93	-39.57	30.64			Horizontal
2	54.2740	-62.16	-25.00	37.16	-8.69	-39.47	30.78			Horizontal
3	104.7650	-72.24	-25.00	47.24	-17.53	-38.70	21.17			Horizontal
4	206.7170	-59.93	-25.00	34.93	-14.34	-37.66	23.32			Horizontal
5	279.5400	-67.64	-25.00	42.64	-12.04	-37.04	25.00			Horizontal
6	762.1120	-71.75	-25.00	46.75	-2.54	-34.21	31.67			Horizontal

Test Graph

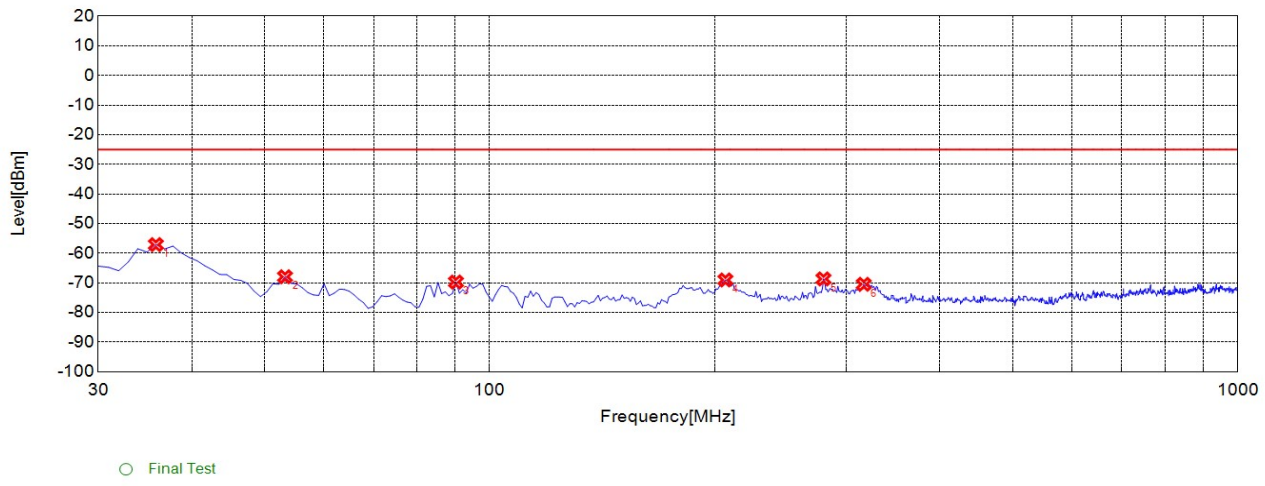

CA_41C Mid 20M 1RB 30M-1G V

Suspected List

NO.	Freq. [MHz]	Level [dBm]	Limit [dBm]	Margin [dB]	Factor [dB]	Path [dB]	Air [dB]	Angle [°]	EUT Pol.	Ant. Pol.
1	35.8260	-57.1	-25.00	32.10	-16.61	-39.57	22.96			Vertical
2	53.3030	-67.96	-25.00	42.96	-16.24	-39.47	23.23			Vertical
3	90.2000	-69.74	-25.00	44.74	-16.50	-38.71	22.21			Vertical
4	206.7170	-69.03	-25.00	44.03	-16.50	-37.66	21.16			Vertical
5	279.5400	-68.69	-25.00	43.69	-12.54	-37.04	24.50			Vertical
6	316.4360	-70.49	-25.00	45.49	-11.64	-36.99	25.35			Vertical

Test Graph

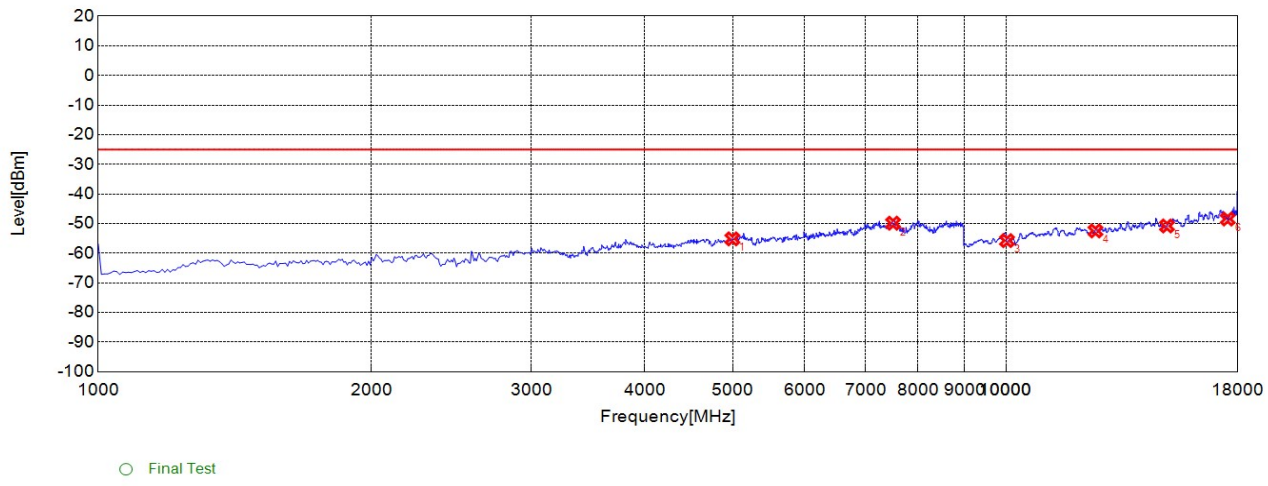

CA_41C Mid 20M 50RB 1-18G H

Suspected List

NO.	Freq. [MHz]	Level [dBm]	Limit [dBm]	Margin [dB]	Factor [dB]	Path [dB]	Air [dB]	Angle [°]	EUT Pol.	Ant. Pol.
1	4995.9960	-55.17	-25.00	30.17	-2.55	-43.90	41.35			Horizontal
2	7510.5110	-49.87	-25.00	24.87	7.92	-38.17	46.09			Horizontal
3	10027.0270	-55.75	-25.00	30.75	12.17	-36.17	48.34			Horizontal
4	12549.5500	-52.48	-25.00	27.48	19.02	-29.83	48.85			Horizontal
5	15045.0450	-50.81	-25.00	25.81	20.66	-29.19	49.85			Horizontal
6	17549.5500	-48.46	-25.00	23.46	23.61	-27.36	50.97			Horizontal

Test Graph

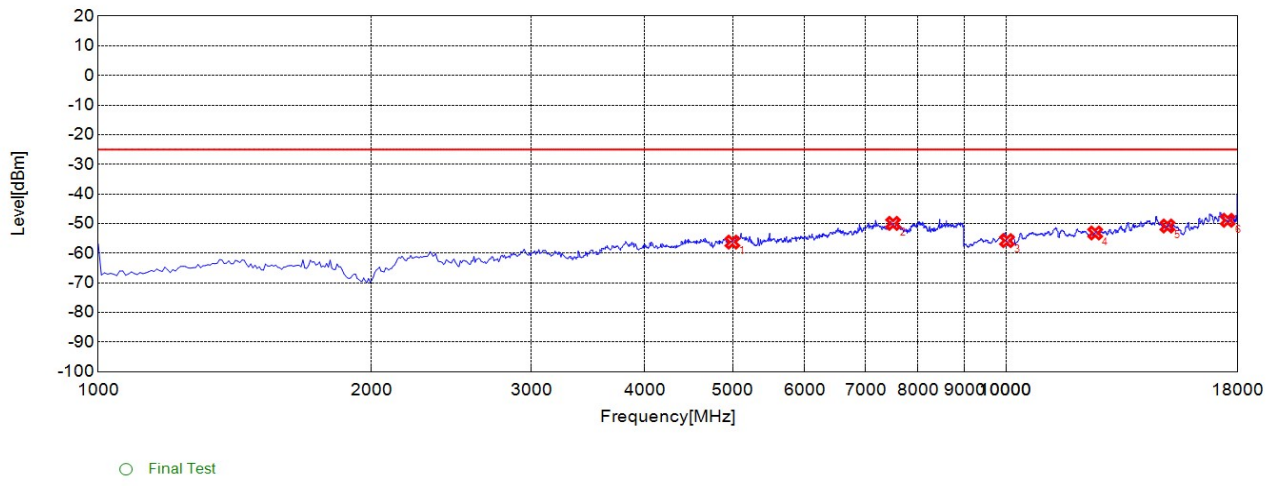

CA_41C Mid 20M 50RB 1-18G V

Suspected List

NO.	Freq. [MHz]	Level [dBm]	Limit [dBm]	Margin [dB]	Factor [dB]	Path [dB]	Air [dB]	Angle [°]	EUT Pol.	Ant. Pol.
1	4995.9960	-56.26	-25.00	31.26	-3.14	-43.90	40.76			Vertical
2	7510.5110	-49.93	-25.00	24.93	7.55	-38.17	45.72			Vertical
3	10027.0270	-55.76	-25.00	30.76	12.15	-36.17	48.32			Vertical
4	12540.5410	-53.17	-25.00	28.17	18.06	-30.00	48.06			Vertical
5	15063.0630	-50.83	-25.00	25.83	20.45	-29.06	49.51			Vertical
6	17549.5500	-48.9	-25.00	23.90	22.97	-27.36	50.33			Vertical

Test Graph

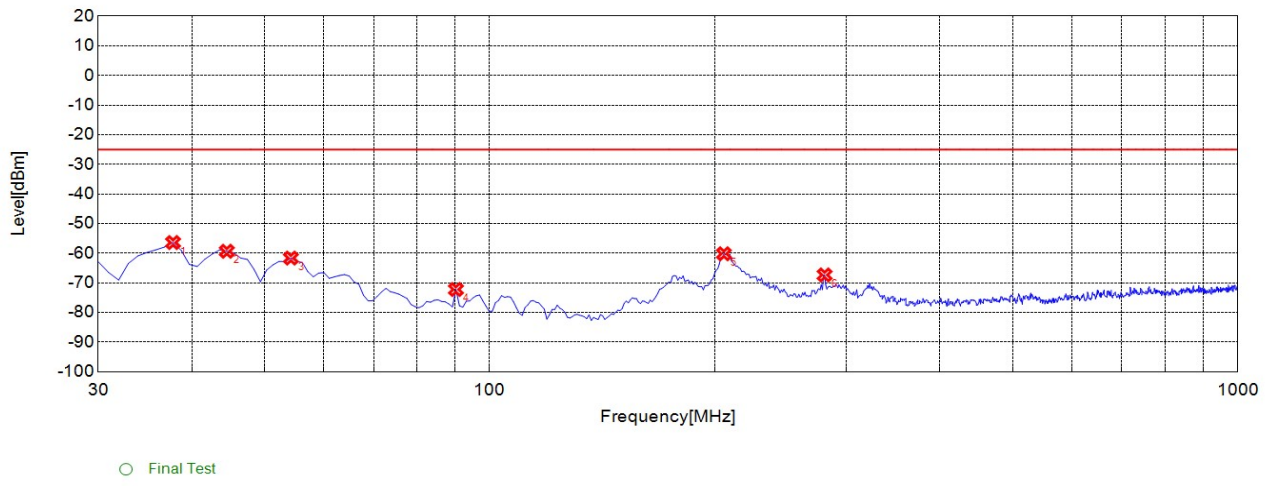

CA_41C Mid 20M 50RB 30M-1G H

Suspected List

NO.	Freq. [MHz]	Level [dBm]	Limit [dBm]	Margin [dB]	Factor [dB]	Path [dB]	Air [dB]	Angle [°]	EUT Pol.	Ant. Pol.
1	37.7680	-56.4	-25.00	31.40	-8.07	-39.56	31.49			Horizontal
2	44.5650	-59.35	-25.00	34.35	-7.03	-39.50	32.47			Horizontal
3	54.2740	-61.65	-25.00	36.65	-8.69	-39.47	30.78			Horizontal
4	90.2000	-72.24	-25.00	47.24	-18.92	-38.71	19.79			Horizontal
5	205.7460	-60.2	-25.00	35.20	-14.42	-37.68	23.26			Horizontal
6	280.5110	-67.34	-25.00	42.34	-12.02	-37.03	25.01			Horizontal

Test Graph

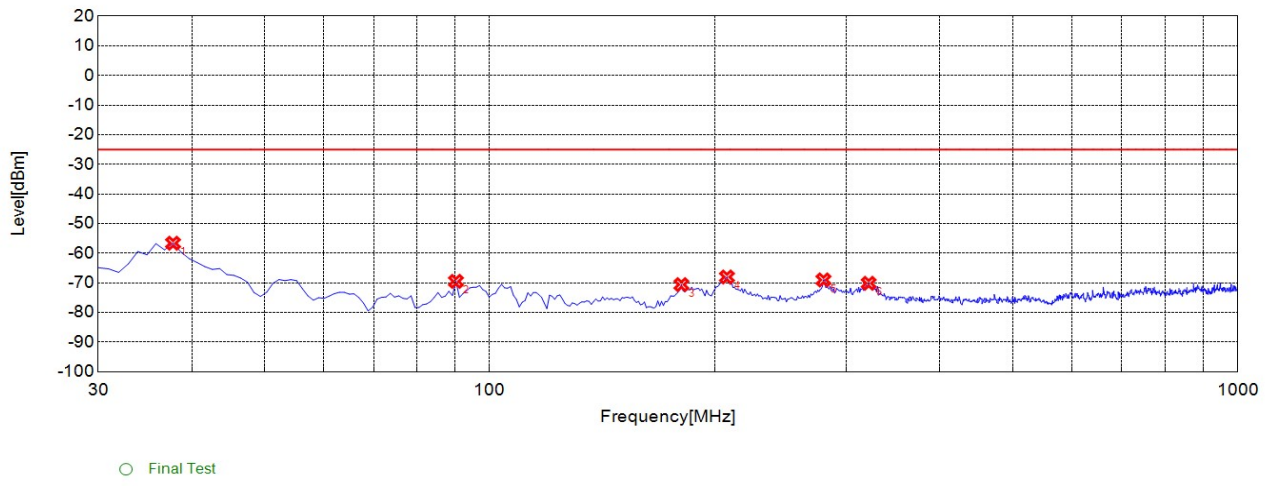

CA_41C Mid 20M 50RB 30M-1G V

Suspected List

NO.	Freq. [MHz]	Level [dBm]	Limit [dBm]	Margin [dB]	Factor [dB]	Path [dB]	Air [dB]	Angle [°]	EUT Pol.	Ant. Pol.
1	37.7680	-56.63	-25.00	31.63	-16.48	-39.56	23.08			Vertical
2	90.2000	-69.51	-25.00	44.51	-16.50	-38.71	22.21			Vertical
3	180.5010	-70.61	-25.00	45.61	-16.59	-38.11	21.52			Vertical
4	207.6880	-68.04	-25.00	43.04	-16.55	-37.63	21.08			Vertical
5	279.5400	-69.02	-25.00	44.02	-12.54	-37.04	24.50			Vertical
6	321.2910	-70.16	-25.00	45.16	-11.48	-37.01	25.53			Vertical

Test Graph

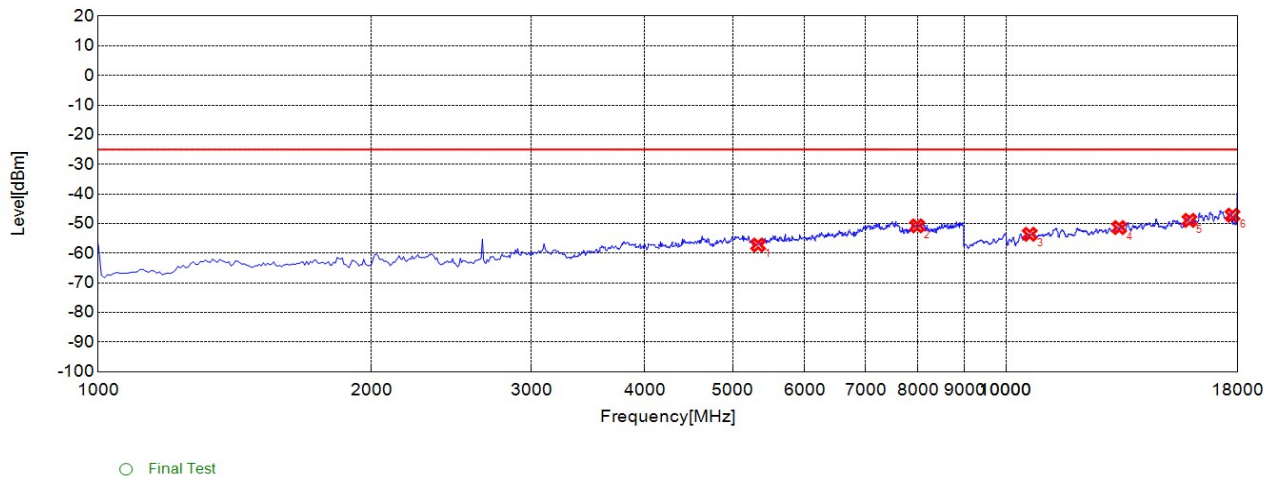

CA_41C High 20M 1RB 1-18G H

Suspected List

NO.	Freq. [MHz]	Level [dBm]	Limit [dBm]	Margin [dB]	Factor [dB]	Path [dB]	Air [dB]	Angle [°]	EUT Pol.	Ant. Pol.
1	5332.3320	-57.24	-25.00	32.24	-2.63	-43.16	40.53			Horizontal
2	7982.9830	-50.77	-25.00	25.77	8.13	-37.75	45.88			Horizontal
3	10621.6220	-53.62	-25.00	28.62	13.32	-35.36	48.68			Horizontal
4	13324.3240	-51.35	-25.00	26.35	21.14	-28.55	49.69			Horizontal
5	15927.9280	-48.92	-25.00	23.92	22.51	-28.25	50.76			Horizontal
6	17765.7660	-47.19	-25.00	22.19	26.46	-26.60	53.06			Horizontal

Test Graph

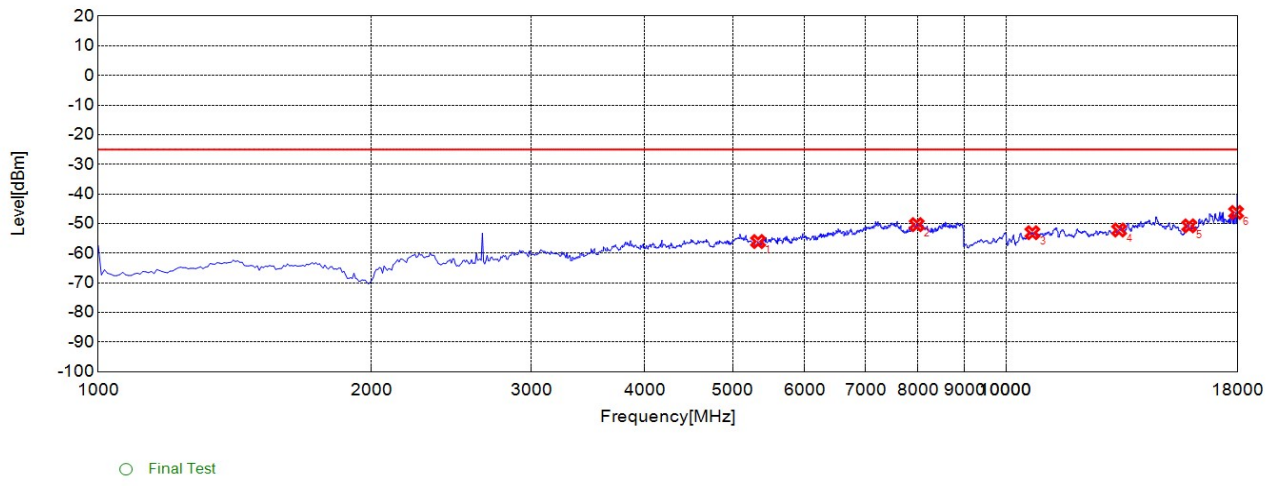

CA_41C High 20M 1RB 1-18G V

Suspected List

NO.	Freq. [MHz]	Level [dBm]	Limit [dBm]	Margin [dB]	Factor [dB]	Path [dB]	Air [dB]	Angle [°]	EUT Pol.	Ant. Pol.
1	5332.3320	-56.07	-25.00	31.07	-3.03	-43.16	40.13			Vertical
2	7974.9750	-50.36	-25.00	25.36	7.94	-37.80	45.74			Vertical
3	10693.6940	-53.08	-25.00	28.08	14.15	-34.43	48.58			Vertical
4	13324.3240	-52.18	-25.00	27.18	20.76	-28.55	49.31			Vertical
5	15918.9190	-50.78	-25.00	25.78	20.36	-27.84	48.20			Vertical
6	17927.9280	-46.25	-25.00	21.25	28.99	-25.87	54.86			Vertical

Test Graph

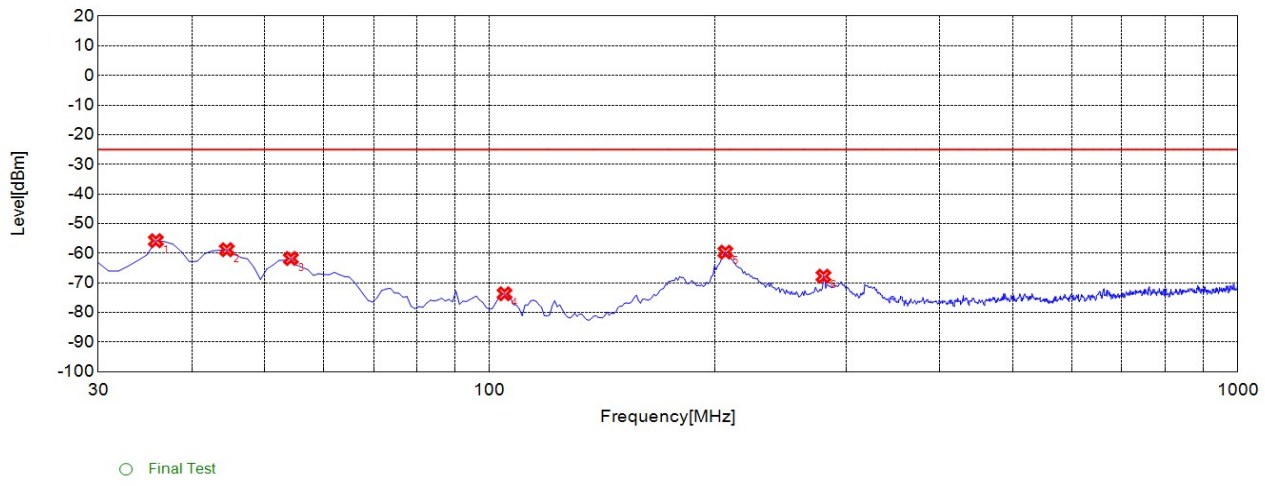

CA_41C High 20M 1RB 30M-1G H

Suspected List

NO.	Freq. [MHz]	Level [dBm]	Limit [dBm]	Margin [dB]	Factor [dB]	Path [dB]	Air [dB]	Angle [°]	EUT Pol.	Ant. Pol.
1	35.8260	-55.79	-25.00	30.79	-8.93	-39.57	30.64			Horizontal
2	44.5650	-58.82	-25.00	33.82	-7.03	-39.50	32.47			Horizontal
3	54.2740	-61.79	-25.00	36.79	-8.69	-39.47	30.78			Horizontal
4	104.7650	-73.7	-25.00	48.70	-17.53	-38.70	21.17			Horizontal
5	206.7170	-59.64	-25.00	34.64	-14.34	-37.66	23.32			Horizontal
6	279.5400	-67.77	-25.00	42.77	-12.04	-37.04	25.00			Horizontal

Test Graph

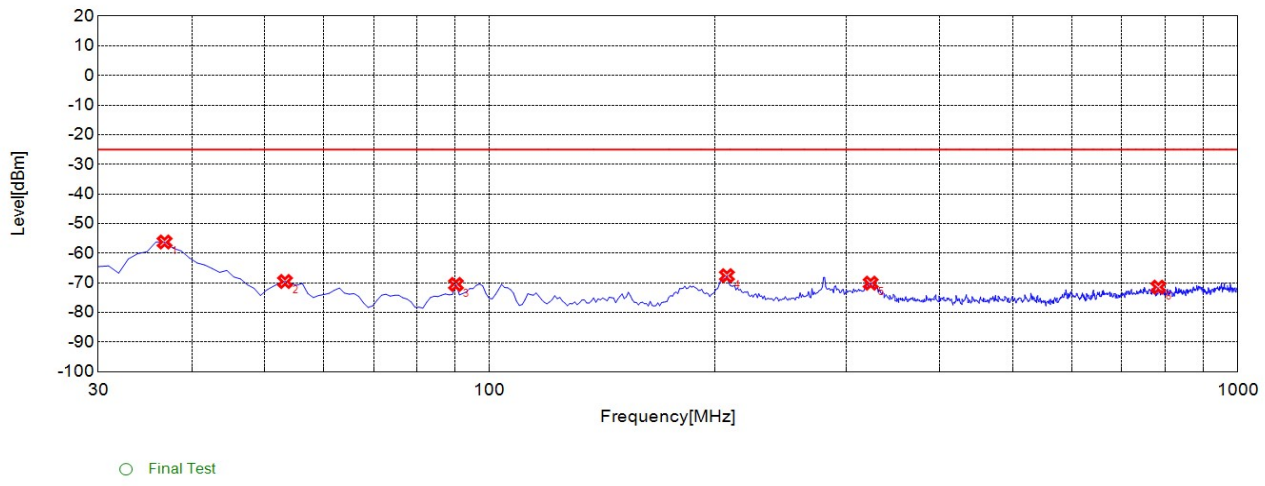

CA_41C High 20M 1RB 30M-1G V

Suspected List

NO.	Freq. [MHz]	Level [dBm]	Limit [dBm]	Margin [dB]	Factor [dB]	Path [dB]	Air [dB]	Angle [°]	EUT Pol.	Ant. Pol.
1	36.7970	-56.23	-25.00	31.23	-16.55	-39.57	23.02			Vertical
2	53.3030	-69.55	-25.00	44.55	-16.24	-39.47	23.23			Vertical
3	90.2000	-70.53	-25.00	45.53	-16.50	-38.71	22.21			Vertical
4	207.6880	-67.59	-25.00	42.59	-16.55	-37.63	21.08			Vertical
5	323.2330	-70.11	-25.00	45.11	-11.38	-37.01	25.63			Vertical
6	783.4730	-71.45	-25.00	46.45	-3.33	-34.23	30.90			Vertical

Test Graph

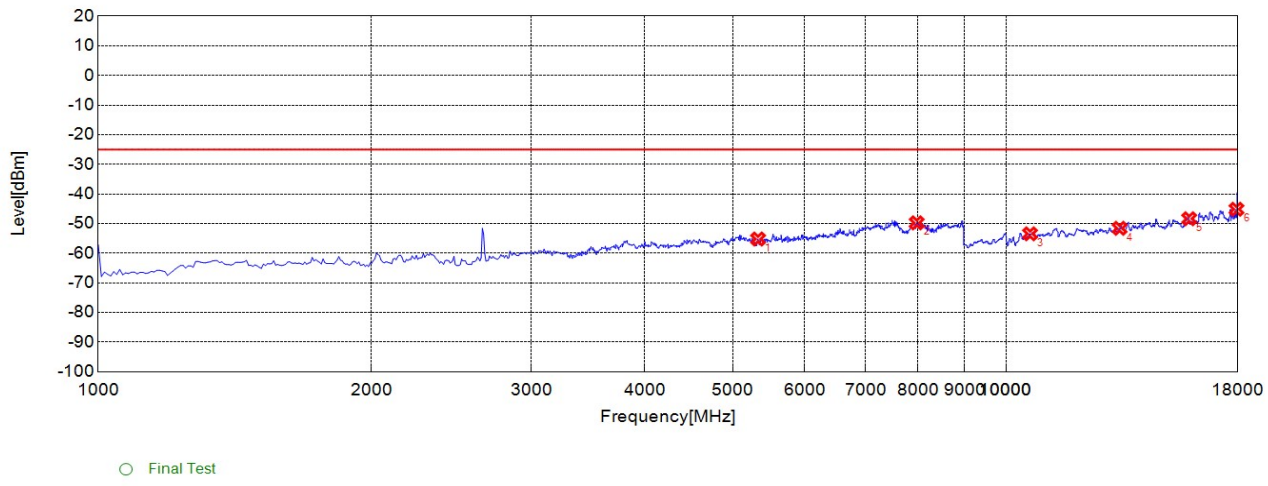

CA_41C High 20M 50RB 1-18G H

Suspected List

NO.	Freq. [MHz]	Level [dBm]	Limit [dBm]	Margin [dB]	Factor [dB]	Path [dB]	Air [dB]	Angle [°]	EUT Pol.	Ant. Pol.
1	5332.3320	-55.21	-25.00	30.21	-2.63	-43.16	40.53			Horizontal
2	7974.9750	-49.76	-25.00	24.76	8.04	-37.80	45.84			Horizontal
3	10630.6310	-53.46	-25.00	28.46	13.43	-35.23	48.66			Horizontal
4	13342.3420	-51.6	-25.00	26.60	21.70	-28.09	49.79			Horizontal
5	15918.9190	-48.37	-25.00	23.37	22.88	-27.84	50.72			Horizontal
6	17945.9460	-45.16	-25.00	20.16	29.68	-26.38	56.06			Horizontal

Test Graph

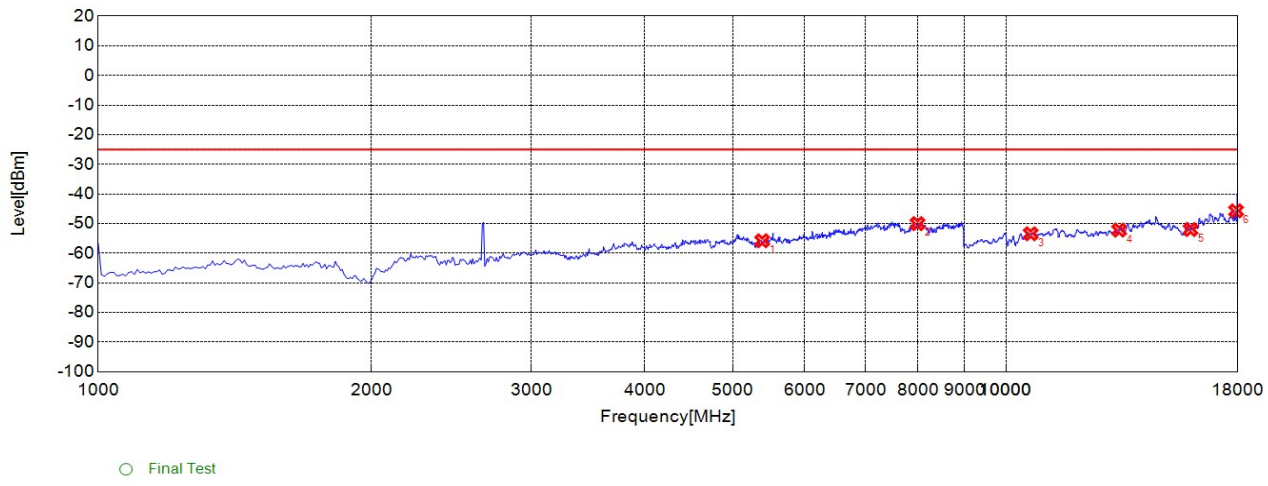

CA_41C High 20M 50RB 1-18G V

Suspected List

NO.	Freq. [MHz]	Level [dBm]	Limit [dBm]	Margin [dB]	Factor [dB]	Path [dB]	Air [dB]	Angle [°]	EUT Pol.	Ant. Pol.
1	5388.3880	-55.8	-25.00	30.80	-2.61	-43.01	40.40			Vertical
2	7990.9910	-50.03	-25.00	25.03	8.15	-37.70	45.85			Vertical
3	10648.6490	-53.45	-25.00	28.45	13.79	-34.97	48.76			Vertical
4	13324.3240	-52.21	-25.00	27.21	20.76	-28.55	49.31			Vertical
5	15972.9730	-52.01	-25.00	27.01	19.31	-29.28	48.59			Vertical
6	17927.9280	-45.71	-25.00	20.71	28.99	-25.87	54.86			Vertical

Test Graph

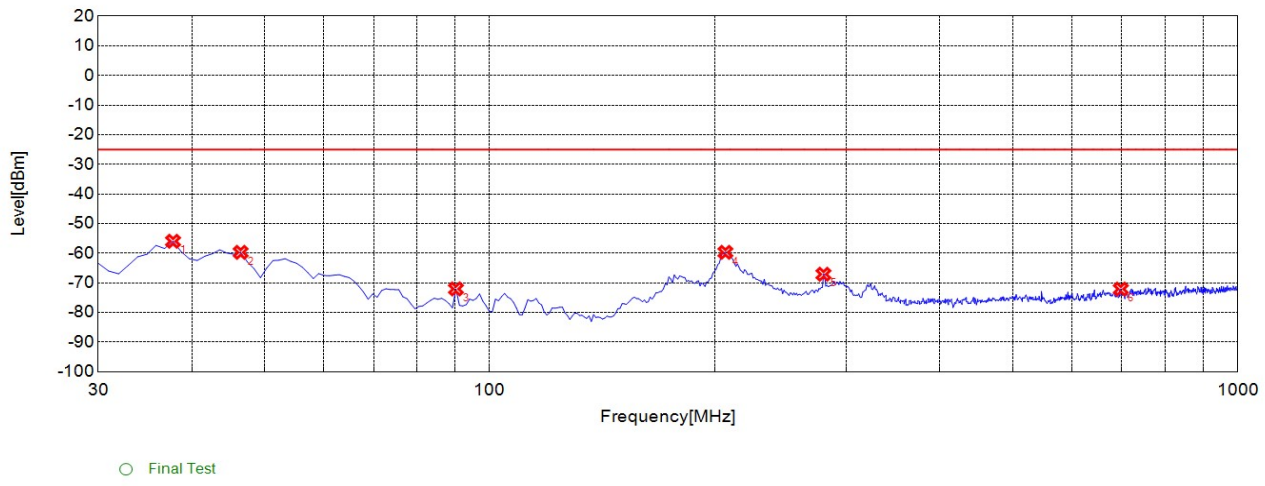

CA_41C High 20M 50RB 30M-1G H

Suspected List

NO.	Freq. [MHz]	Level [dBm]	Limit [dBm]	Margin [dB]	Factor [dB]	Path [dB]	Air [dB]	Angle [°]	EUT Pol.	Ant. Pol.
1	37.7680	-55.97	-25.00	30.97	-8.07	-39.56	31.49			Horizontal
2	46.5070	-59.71	-25.00	34.71	-7.03	-39.49	32.46			Horizontal
3	90.2000	-72.06	-25.00	47.06	-18.92	-38.71	19.79			Horizontal
4	206.7170	-59.7	-25.00	34.70	-14.34	-37.66	23.32			Horizontal
5	279.5400	-67.1	-25.00	42.10	-12.04	-37.04	25.00			Horizontal
6	698.0280	-72.11	-25.00	47.11	-4.57	-34.38	29.81			Horizontal

Test Graph

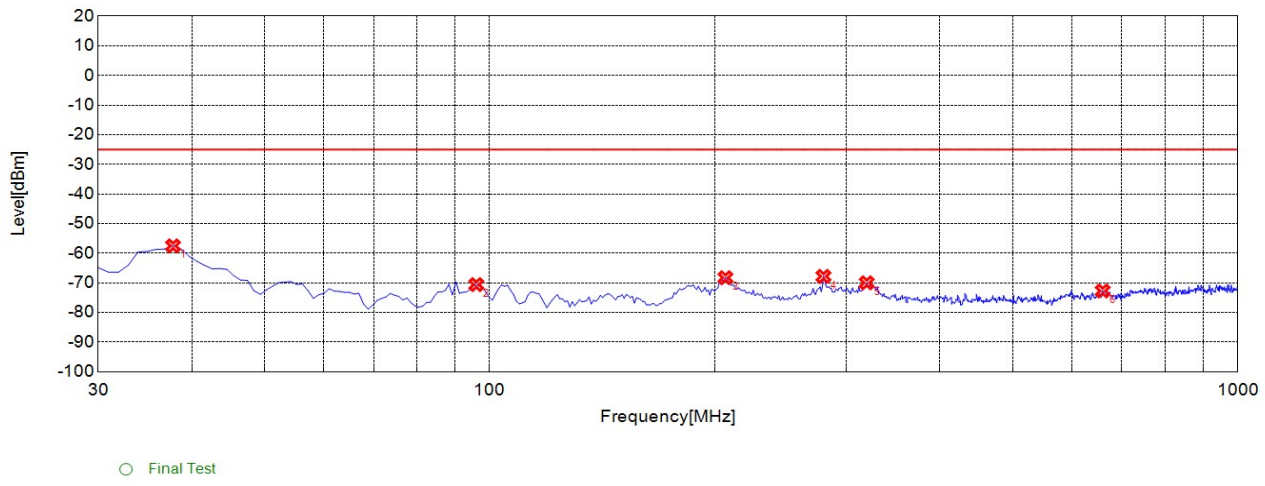

CA_41C High 20M 50RB 30M-1G V

Suspected List

NO.	Freq. [MHz]	Level [dBm]	Limit [dBm]	Margin [dB]	Factor [dB]	Path [dB]	Air [dB]	Angle [°]	EUT Pol.	Ant. Pol.
1	37.7680	-57.53	-25.00	32.53	-16.48	-39.56	23.08			Vertical
2	96.0260	-70.6	-25.00	45.60	-14.07	-38.70	24.63			Vertical
3	206.7170	-68.28	-25.00	43.28	-16.50	-37.66	21.16			Vertical
4	279.5400	-67.82	-25.00	42.82	-12.54	-37.04	24.50			Vertical
5	319.3490	-70	-25.00	45.00	-11.55	-37.00	25.45			Vertical
6	660.1600	-72.74	-25.00	47.74	-4.36	-34.40	30.04			Vertical

Inter band CA

Top antenna

2A_4A

Test Graph

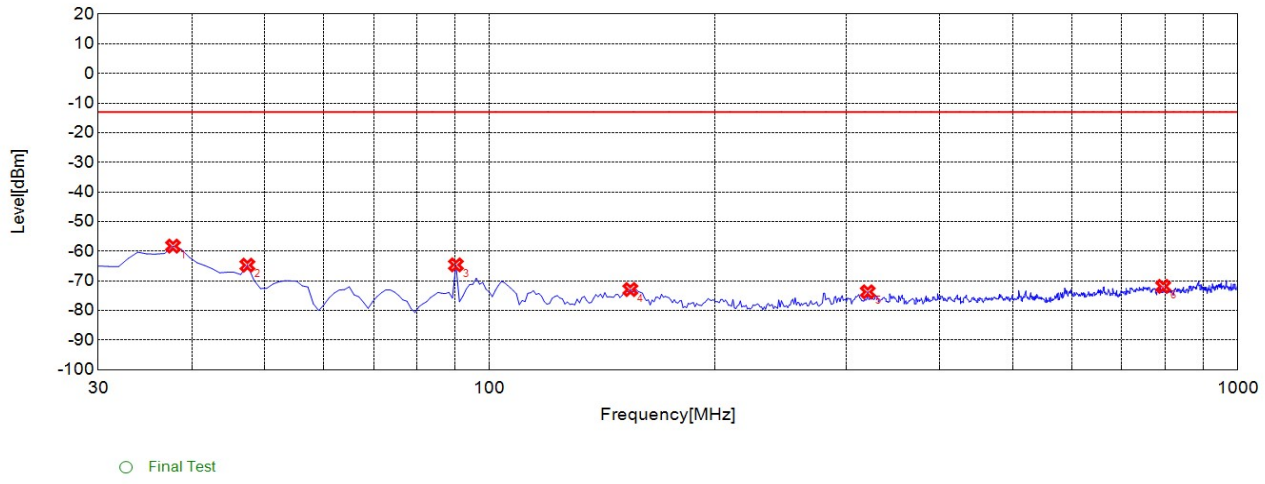

CA_2A-4A Low 20M 1RB 30M-1G V

Suspected List

NO.	Freq. [MHz]	Level [dBm]	Limit [dBm]	Margin [dB]	Factor [dB]	Path [dB]	Air [dB]	Angle [°]	EUT Pol.	Ant. Pol.
1	37.7680	-58.28	-13.00	45.28	-16.48	-39.56	23.08			Vertical
2	47.4770	-64.72	-13.00	51.72	-15.49	-39.48	23.99			Vertical
3	90.2000	-64.61	-13.00	51.61	-16.50	-38.71	22.21			Vertical
4	154.2840	-72.94	-13.00	59.94	-16.82	-38.54	21.72			Vertical
5	320.3200	-73.72	-13.00	60.72	-11.51	-37.00	25.49			Vertical
6	795.1250	-71.88	-13.00	58.88	-3.55	-34.24	30.69			Vertical

Test Graph

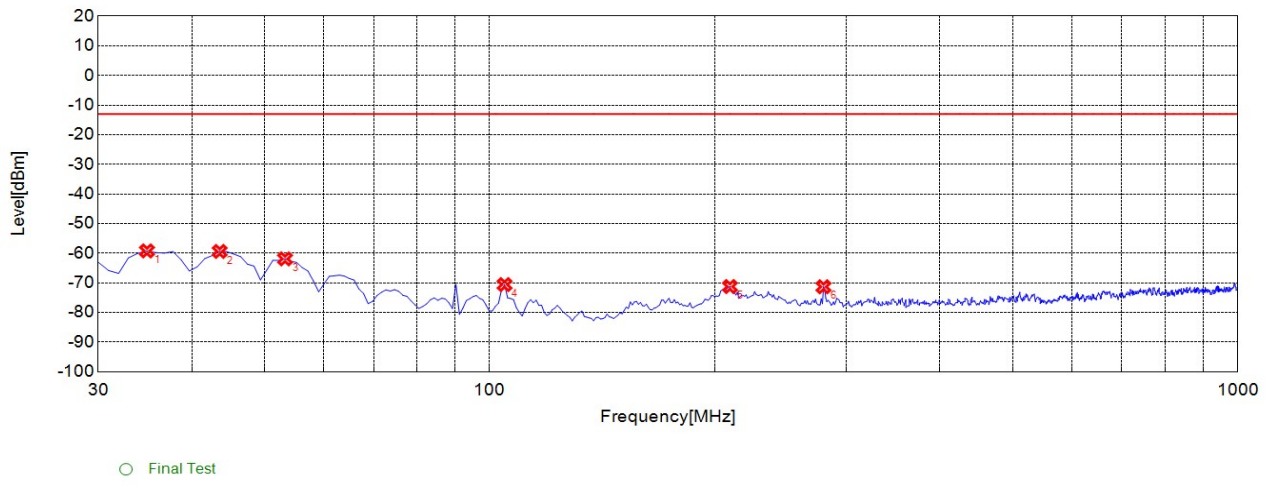

CA_2A-4A Low 20M 1RB 30M-1G H

Suspected List

NO.	Freq. [MHz]	Level [dBm]	Limit [dBm]	Margin [dB]	Factor [dB]	Path [dB]	Air [dB]	Angle [°]	EUT Pol.	Ant. Pol.
1	34.8550	-59.23	-13.00	46.23	-9.37	-39.58	30.21			Horizontal
2	43.5940	-59.4	-13.00	46.40	-7.04	-39.51	32.47			Horizontal
3	53.3030	-61.91	-13.00	48.91	-8.31	-39.47	31.16			Horizontal
4	104.7650	-70.59	-13.00	57.59	-17.53	-38.70	21.17			Horizontal
5	209.6300	-71.25	-13.00	58.25	-14.07	-37.58	23.51			Horizontal
6	279.5400	-71.33	-13.00	58.33	-12.04	-37.04	25.00			Horizontal

Test Graph

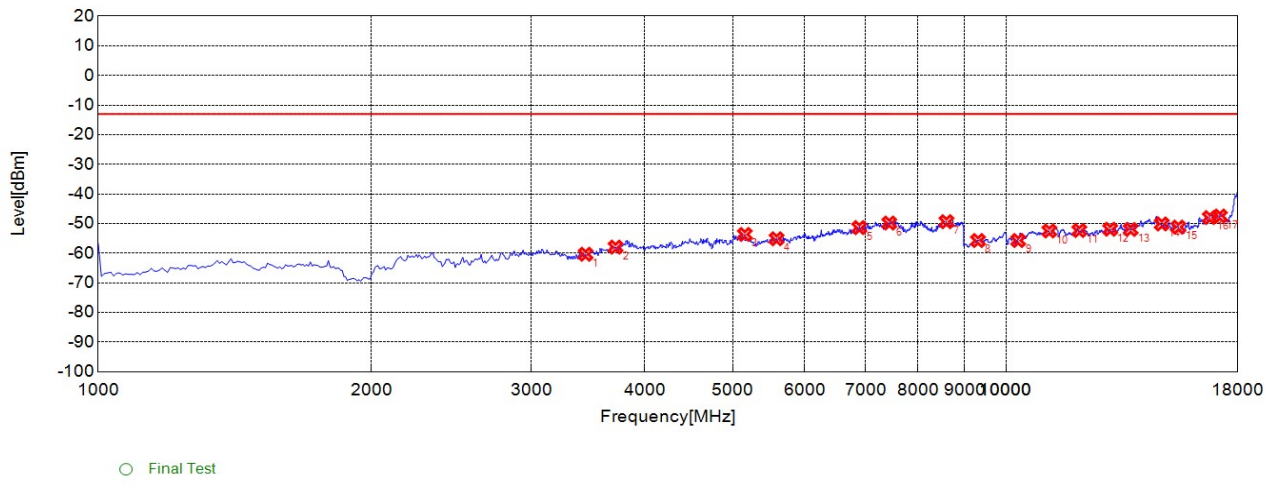

CA_2A-4A Low 20M 1RB 1-18G V

Suspected List

NO.	Freq. [MHz]	Level [dBm]	Limit [dBm]	Margin [dB]	Factor [dB]	Path [dB]	Air [dB]	Angle [°]	EUT Pol.	Ant. Pol.
1	3442.4420	-60.35	-13.00	47.35	-9.51	-47.52	38.01			Vertical
2	3714.7150	-57.95	-13.00	44.95	-7.84	-46.91	39.07			Vertical
3	5156.1560	-53.67	-13.00	40.67	-2.50	-43.74	41.24			Vertical
4	5588.5890	-55.13	-13.00	42.13	-2.69	-43.06	40.37			Vertical
5	6893.8940	-51.36	-13.00	38.36	3.17	-40.38	43.55			Vertical
6	7438.4380	-49.81	-13.00	36.81	6.58	-38.85	45.43			Vertical
7	8599.6000	-49.36	-13.00	36.36	7.49	-38.52	46.01			Vertical
8	9315.3150	-55.72	-13.00	42.72	11.47	-37.20	48.67			Vertical
9	10315.3150	-55.72	-13.00	42.72	12.44	-36.29	48.73			Vertical
10	11162.1620	-52.49	-13.00	39.49	14.04	-34.80	48.84			Vertical
11	12045.0450	-52.34	-13.00	39.34	17.61	-31.25	48.86			Vertical
12	13027.0270	-51.91	-13.00	38.91	19.51	-29.85	49.36			Vertical
13	13720.7210	-51.98	-13.00	38.98	20.42	-29.20	49.62			Vertical
14	14846.8470	-50.13	-13.00	37.13	20.95	-29.19	50.14			Vertical
15	15486.4860	-51.18	-13.00	38.18	19.88	-28.88	48.76			Vertical
16	16774.7750	-47.97	-13.00	34.97	23.36	-27.52	50.88			Vertical
17	17207.2070	-47.45	-13.00	34.45	23.72	-27.14	50.86			Vertical

Test Graph

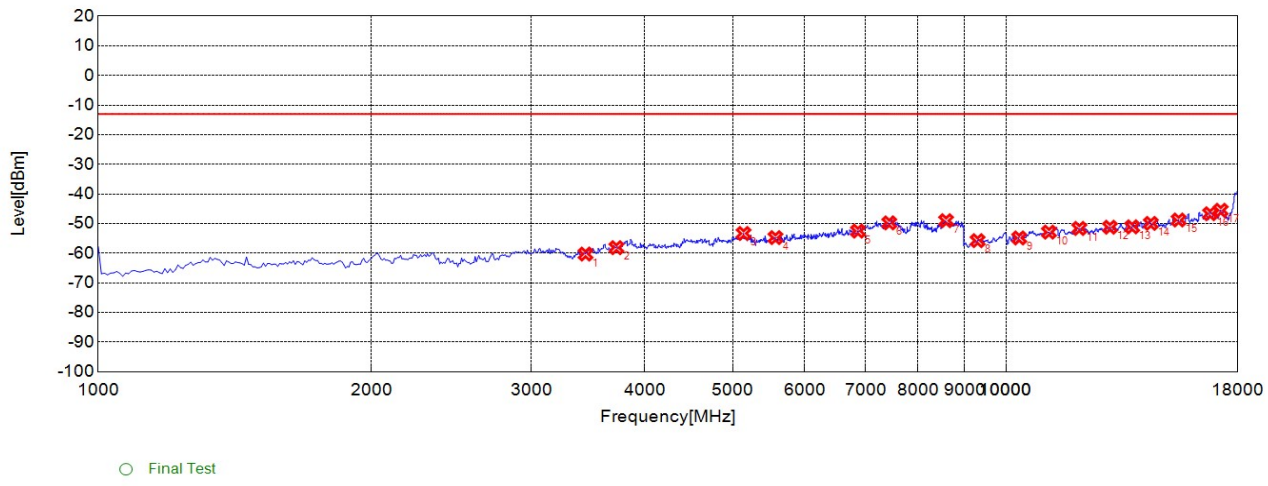

CA_2A-4A Low 20M 1RB 1-18G H

Suspected List

NO.	Freq. [MHz]	Level [dBm]	Limit [dBm]	Margin [dB]	Factor [dB]	Path [dB]	Air [dB]	Angle [°]	EUT Pol.	Ant. Pol.
1	3442.4420	-60.29	-13.00	47.29	-8.90	-47.52	38.62			Horizontal
2	3722.7230	-58.14	-13.00	45.14	-7.87	-47.08	39.21			Horizontal
3	5140.1400	-53.34	-13.00	40.34	-2.43	-43.82	41.39			Horizontal
4	5572.5730	-54.74	-13.00	41.74	-2.16	-42.94	40.78			Horizontal
5	6869.8700	-52.53	-13.00	39.53	2.49	-40.74	43.23			Horizontal
6	7438.4380	-49.77	-13.00	36.77	6.90	-38.85	45.75			Horizontal
7	8591.5920	-49.03	-13.00	36.03	7.53	-38.57	46.10			Horizontal
8	9306.3060	-55.77	-13.00	42.77	11.47	-37.26	48.73			Horizontal
9	10342.3420	-54.85	-13.00	41.85	13.15	-35.90	49.05			Horizontal
10	11153.1530	-52.88	-13.00	39.88	13.91	-34.77	48.68			Horizontal
11	12045.0450	-51.64	-13.00	38.64	18.16	-31.25	49.41			Horizontal
12	13018.0180	-51.23	-13.00	38.23	20.32	-29.83	50.15			Horizontal
13	13774.7750	-51.11	-13.00	38.11	21.30	-28.34	49.64			Horizontal
14	14441.4410	-49.94	-13.00	36.94	21.12	-28.73	49.85			Horizontal
15	15495.4950	-48.8	-13.00	35.80	21.98	-28.90	50.88			Horizontal
16	16783.7840	-46.68	-13.00	33.68	24.54	-27.07	51.61			Horizontal
17	17243.2430	-45.51	-13.00	32.51	24.86	-26.81	51.67			Horizontal

Test Graph

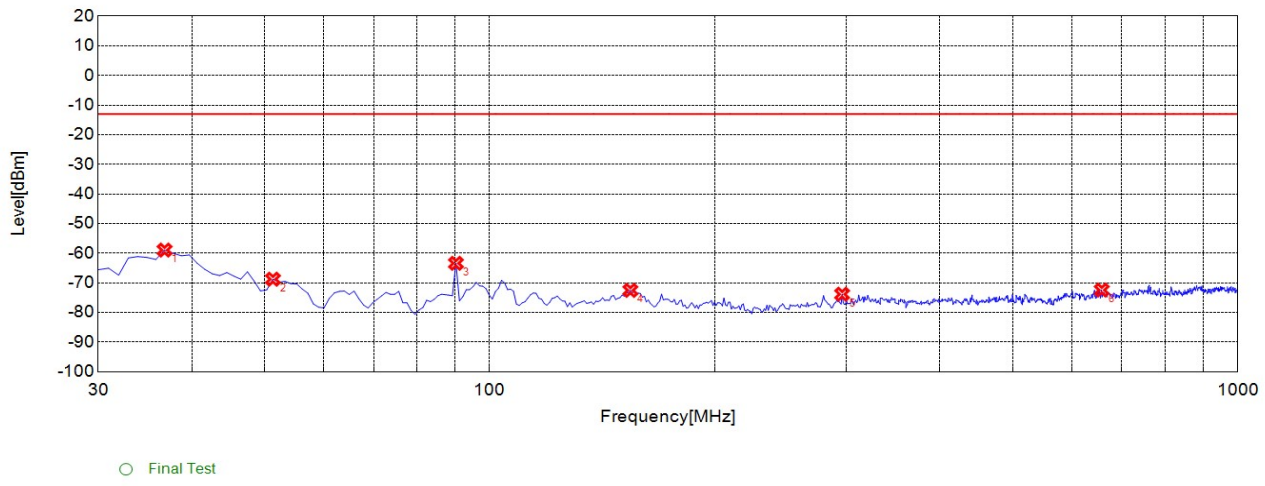

CA_2A-4A Low 20M 1RB 30M-1G V

Suspected List

NO.	Freq. [MHz]	Level [dBm]	Limit [dBm]	Margin [dB]	Factor [dB]	Path [dB]	Air [dB]	Angle [°]	EUT Pol.	Ant. Pol.
1	36.7970	-58.94	-13.00	45.94	-16.55	-39.57	23.02			Vertical
2	51.3610	-68.77	-13.00	55.77	-15.63	-39.46	23.83			Vertical
3	90.2000	-63.41	-13.00	50.41	-16.50	-38.71	22.21			Vertical
4	154.2840	-72.55	-13.00	59.55	-16.82	-38.54	21.72			Vertical
5	296.0460	-73.84	-13.00	60.84	-12.04	-36.97	24.93			Vertical
6	658.2180	-72.44	-13.00	59.44	-4.40	-34.40	30.00			Vertical

Test Graph

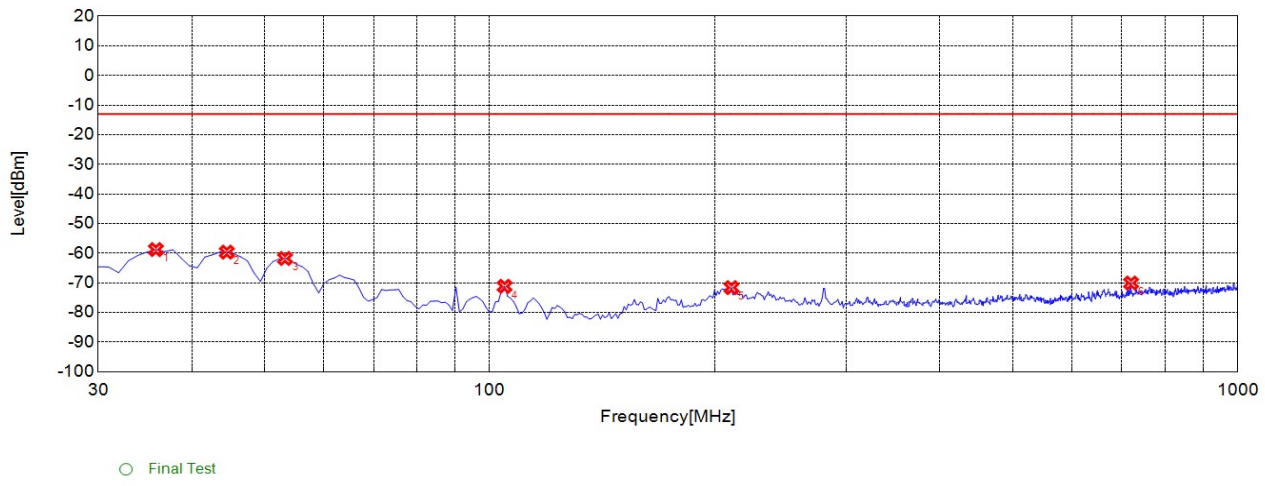

CA_2A-4A Mid 20M 1RB 30M-1G H

Suspected List

NO.	Freq. [MHz]	Level [dBm]	Limit [dBm]	Margin [dB]	Factor [dB]	Path [dB]	Air [dB]	Angle [°]	EUT Pol.	Ant. Pol.
1	35.8260	-58.78	-13.00	45.78	-8.93	-39.57	30.64			Horizontal
2	44.5650	-59.64	-13.00	46.64	-7.03	-39.50	32.47			Horizontal
3	53.3030	-61.77	-13.00	48.77	-8.31	-39.47	31.16			Horizontal
4	104.7650	-71.18	-13.00	58.18	-17.53	-38.70	21.17			Horizontal
5	210.6010	-71.63	-13.00	58.63	-13.93	-37.57	23.64			Horizontal
6	720.3600	-70.07	-13.00	57.07	-3.96	-34.31	30.35			Horizontal

Test Graph

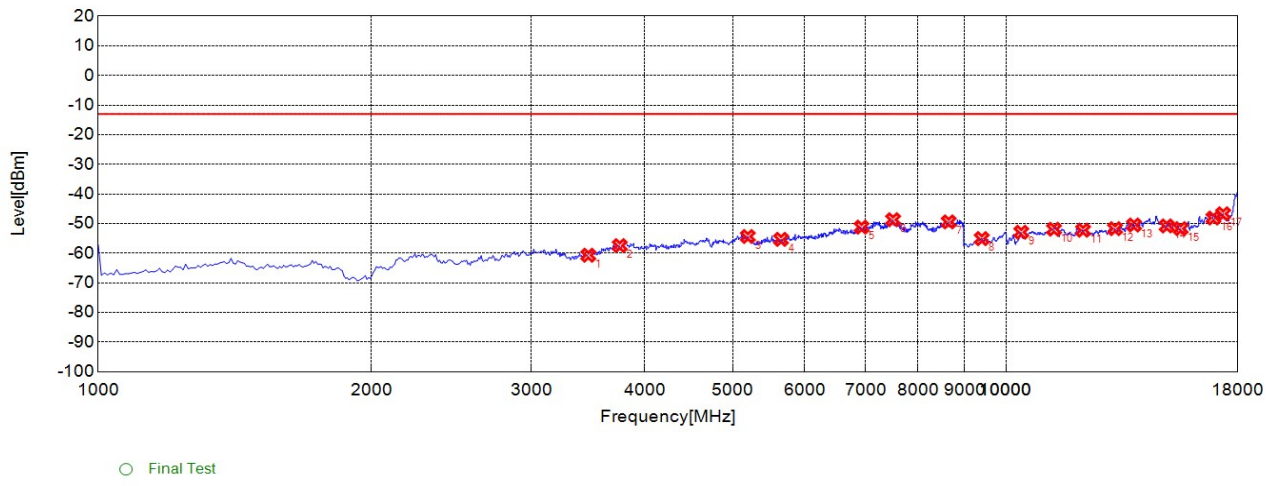

CA_2A-4A Mid 20M 1RB 1-18G V

Suspected List

NO.	Freq. [MHz]	Level [dBm]	Limit [dBm]	Margin [dB]	Factor [dB]	Path [dB]	Air [dB]	Angle [°]	EUT Pol.	Ant. Pol.
1	3466.4660	-60.69	-13.00	47.69	-9.24	-47.48	38.24			Vertical
2	3754.7550	-57.44	-13.00	44.44	-8.43	-47.49	39.06			Vertical
3	5196.1960	-54.36	-13.00	41.36	-2.32	-43.20	40.88			Vertical
4	5652.6530	-55.33	-13.00	42.33	-2.29	-42.81	40.52			Vertical
5	6933.9340	-51.2	-13.00	38.20	3.25	-40.47	43.72			Vertical
6	7510.5110	-48.71	-13.00	35.71	7.55	-38.17	45.72			Vertical
7	8647.6480	-49.43	-13.00	36.43	7.40	-38.90	46.30			Vertical
8	9405.4050	-55.08	-13.00	42.08	12.56	-36.48	49.04			Vertical
9	10396.3960	-52.92	-13.00	39.92	15.17	-34.43	49.60			Vertical
10	11297.2970	-51.91	-13.00	38.91	15.06	-33.84	48.90			Vertical
11	12162.1620	-52.23	-13.00	39.23	17.70	-31.13	48.83			Vertical
12	13189.1890	-51.72	-13.00	38.72	19.94	-29.18	49.12			Vertical
13	13837.8380	-50.49	-13.00	37.49	21.42	-28.20	49.62			Vertical
14	15036.0360	-50.79	-13.00	37.79	20.27	-29.34	49.61			Vertical
15	15576.5770	-51.7	-13.00	38.70	18.88	-28.98	47.86			Vertical
16	16927.9280	-48.14	-13.00	35.14	23.37	-28.31	51.68			Vertical
17	17351.3510	-46.71	-13.00	33.71	23.41	-27.00	50.41			Vertical

Test Graph

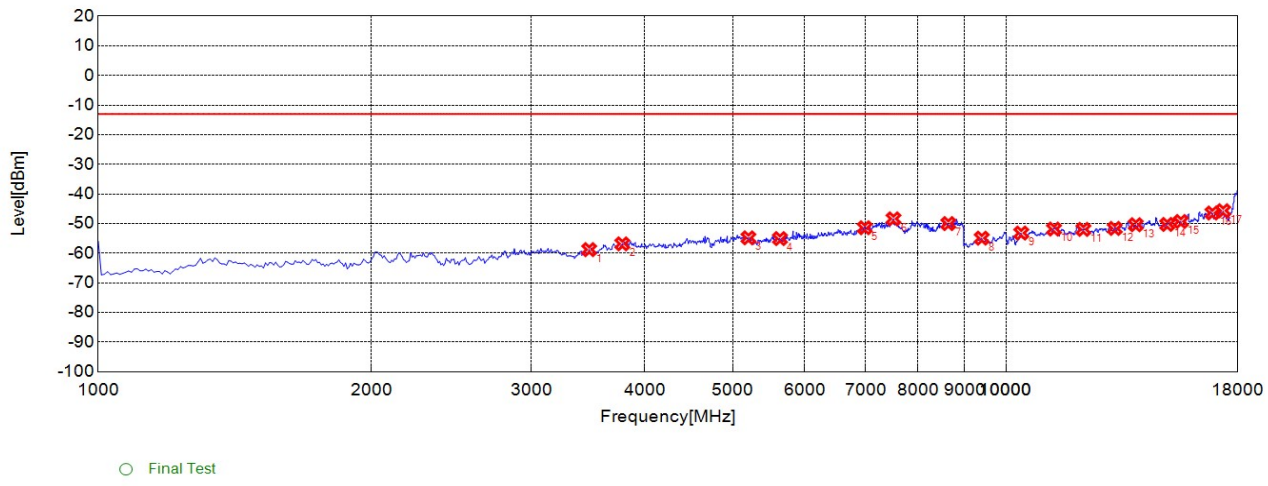

CA_2A-4A Mid 20M 1RB 1-18G H

Suspected List

NO.	Freq. [MHz]	Level [dBm]	Limit [dBm]	Margin [dB]	Factor [dB]	Path [dB]	Air [dB]	Angle [°]	EUT Pol.	Ant. Pol.
1	3474.4740	-58.79	-13.00	45.79	-8.60	-47.45	38.85			Horizontal
2	3778.7790	-56.85	-13.00	43.85	-7.26	-46.67	39.41			Horizontal
3	5204.2040	-54.81	-13.00	41.81	-2.06	-43.18	41.12			Horizontal
4	5636.6370	-55.07	-13.00	42.07	-2.08	-42.90	40.82			Horizontal
5	6989.9900	-51.41	-13.00	38.41	4.17	-39.97	44.14			Horizontal
6	7518.5190	-48.41	-13.00	35.41	7.76	-38.24	46.00			Horizontal
7	8639.6400	-50	-13.00	37.00	7.51	-38.84	46.35			Horizontal
8	9405.4050	-54.92	-13.00	41.92	12.51	-36.48	48.99			Horizontal
9	10396.3960	-53.2	-13.00	40.20	15.09	-34.43	49.52			Horizontal
10	11297.2970	-51.86	-13.00	38.86	15.08	-33.84	48.92			Horizontal
11	12171.1710	-51.95	-13.00	38.95	18.11	-31.24	49.35			Horizontal
12	13180.1800	-51.63	-13.00	38.63	20.38	-29.29	49.67			Horizontal
13	13900.9010	-50.4	-13.00	37.40	21.55	-28.20	49.75			Horizontal
14	15054.0540	-50.29	-13.00	37.29	20.77	-29.09	49.86			Horizontal
15	15585.5860	-49.29	-13.00	36.29	21.33	-29.04	50.37			Horizontal
16	16882.8830	-46.43	-13.00	33.43	25.21	-27.03	52.24			Horizontal
17	17351.3510	-45.65	-13.00	32.65	24.28	-27.00	51.28			Horizontal

Test Graph

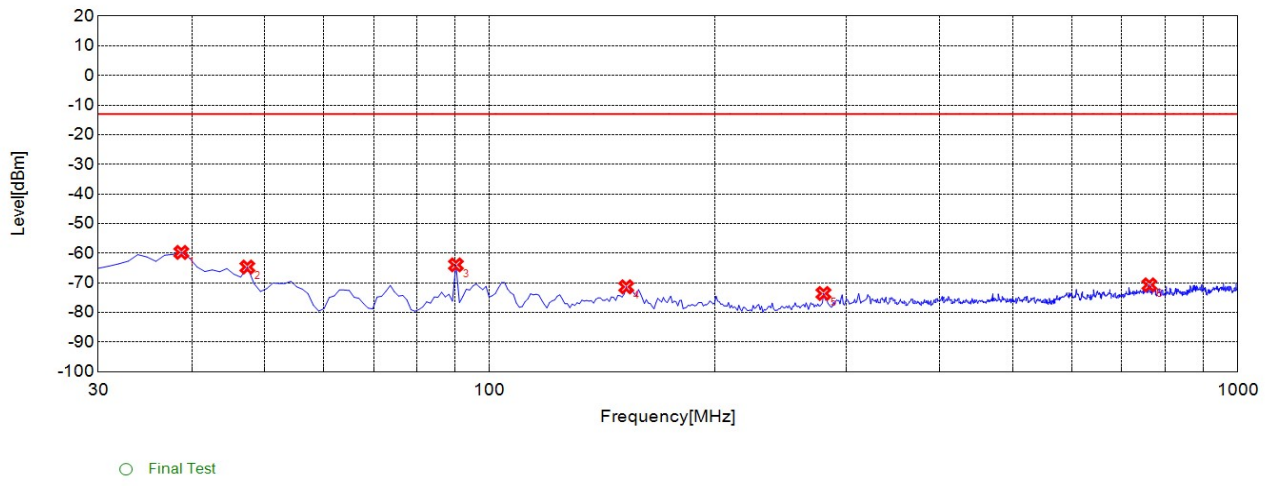

CA_2A-4A High 20M 1RB 30M-1G V

Suspected List

NO.	Freq. [MHz]	Level [dBm]	Limit [dBm]	Margin [dB]	Factor [dB]	Path [dB]	Air [dB]	Angle [°]	EUT Pol.	Ant. Pol.
1	38.7390	-59.73	-13.00	46.73	-16.41	-39.55	23.14			Vertical
2	47.4770	-64.67	-13.00	51.67	-15.49	-39.48	23.99			Vertical
3	90.2000	-63.94	-13.00	50.94	-16.50	-38.71	22.21			Vertical
4	152.3420	-71.35	-13.00	58.35	-16.78	-38.60	21.82			Vertical
5	279.5400	-73.59	-13.00	60.59	-12.54	-37.04	24.50			Vertical
6	762.1120	-70.69	-13.00	57.69	-2.38	-34.21	31.83			Vertical

Test Graph

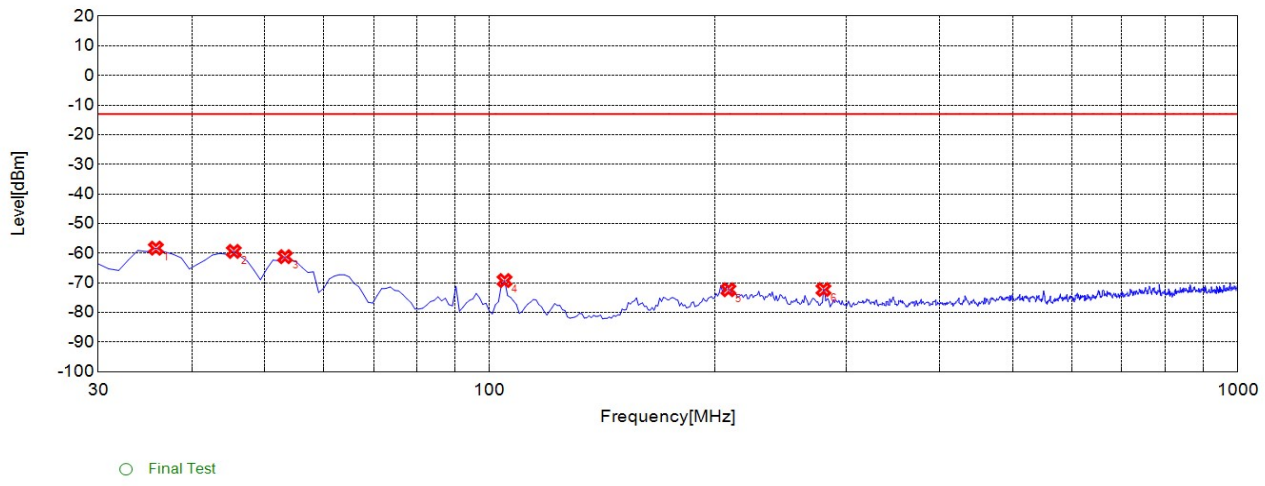

CA_2A-4A High 20M 1RB 30M-1G H

Suspected List

NO.	Freq. [MHz]	Level [dBm]	Limit [dBm]	Margin [dB]	Factor [dB]	Path [dB]	Air [dB]	Angle [°]	EUT Pol.	Ant. Pol.
1	35.8260	-58.3	-13.00	45.30	-8.93	-39.57	30.64			Horizontal
2	45.5360	-59.39	-13.00	46.39	-7.04	-39.50	32.46			Horizontal
3	53.3030	-61.18	-13.00	48.18	-8.31	-39.47	31.16			Horizontal
4	104.7650	-69.23	-13.00	56.23	-17.53	-38.70	21.17			Horizontal
5	208.6590	-72.33	-13.00	59.33	-14.16	-37.61	23.45			Horizontal
6	279.5400	-72.26	-13.00	59.26	-12.04	-37.04	25.00			Horizontal

Test Graph

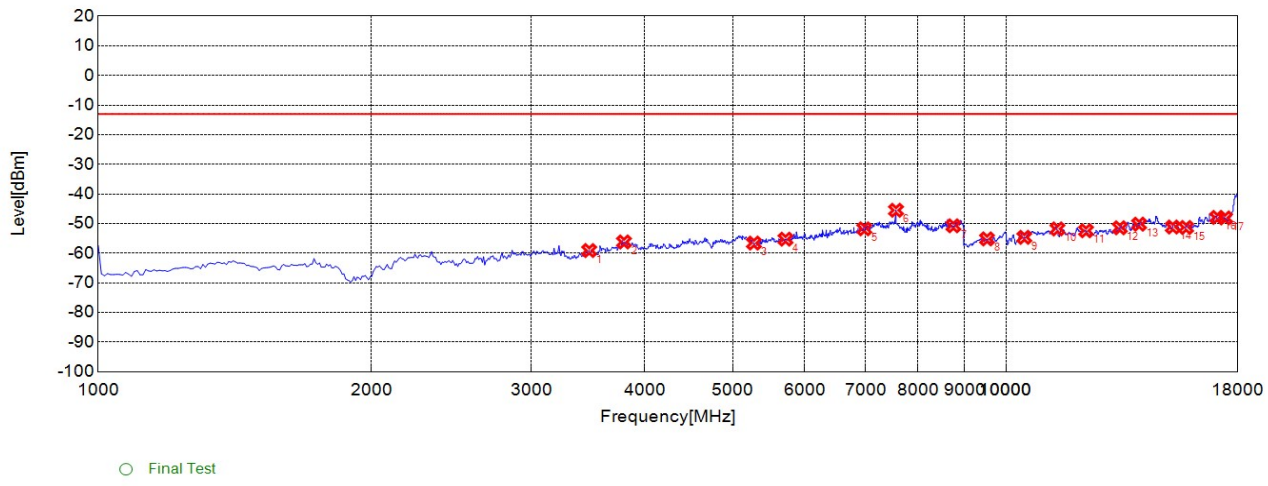

CA_2A-4A High 20M 1RB 1-18G V

Suspected List

NO.	Freq. [MHz]	Level [dBm]	Limit [dBm]	Margin [dB]	Factor [dB]	Path [dB]	Air [dB]	Angle [°]	EUT Pol.	Ant. Pol.
1	3474.4740	-59.1	-13.00	46.10	-9.13	-47.45	38.32			Vertical
2	3794.7950	-56.21	-13.00	43.21	-7.07	-46.13	39.06			Vertical
3	5276.2760	-56.59	-13.00	43.59	-3.27	-43.45	40.18			Vertical
4	5716.7170	-55.26	-13.00	42.26	-2.03	-42.74	40.71			Vertical
5	6981.9820	-51.77	-13.00	38.77	3.83	-40.09	43.92			Vertical
6	7566.5670	-45.5	-13.00	32.50	7.12	-38.26	45.38			Vertical
7	8751.7520	-50.75	-13.00	37.75	7.15	-39.26	46.41			Vertical
8	9531.5320	-55.17	-13.00	42.17	11.59	-36.91	48.50			Vertical
9	10477.4770	-54.63	-13.00	41.63	12.55	-36.32	48.87			Vertical
10	11396.3960	-51.8	-13.00	38.80	15.98	-33.33	49.31			Vertical
11	12252.2520	-52.42	-13.00	39.42	18.21	-30.55	48.76			Vertical
12	13351.3510	-51.43	-13.00	38.43	21.55	-27.91	49.46			Vertical
13	14018.0180	-50.21	-13.00	37.21	21.31	-28.41	49.72			Vertical
14	15270.2700	-51.16	-13.00	38.16	19.52	-29.51	49.03			Vertical
15	15792.7930	-51.31	-13.00	38.31	19.66	-28.32	47.98			Vertical
16	17090.0900	-47.93	-13.00	34.93	23.24	-27.42	50.66			Vertical
17	17432.4320	-48.08	-13.00	35.08	22.85	-27.32	50.17			Vertical

Test Graph

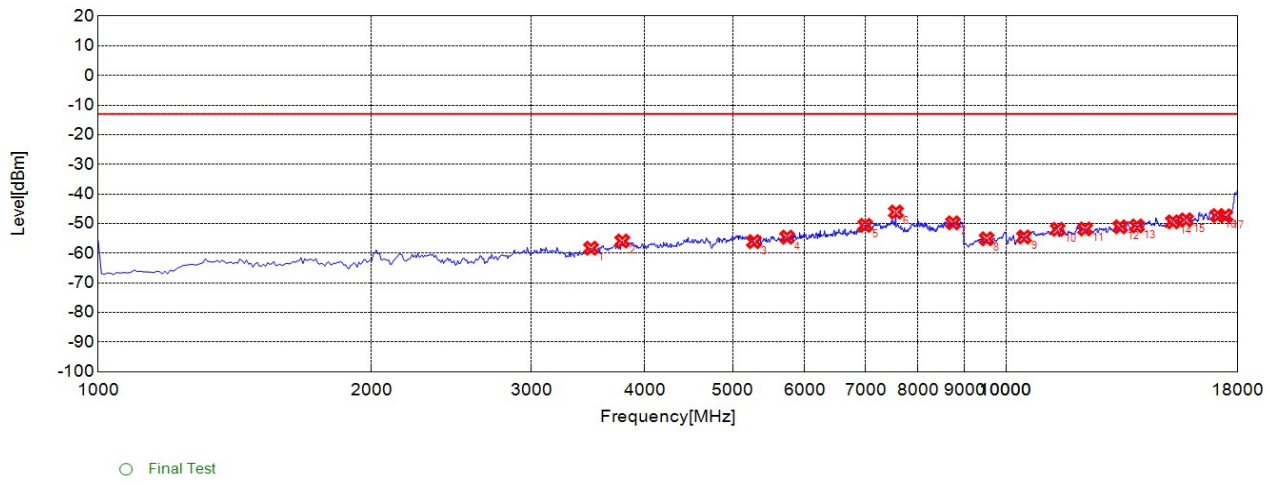

CA_2A-4A High 20M 1RB 1-18G H

Suspected List

NO.	Freq. [MHz]	Level [dBm]	Limit [dBm]	Margin [dB]	Factor [dB]	Path [dB]	Air [dB]	Angle [°]	EUT Pol.	Ant. Pol.
1	3490.4900	-58.31	-13.00	45.31	-8.44	-47.40	38.96			Horizontal
2	3778.7790	-55.89	-13.00	42.89	-7.26	-46.67	39.41			Horizontal
3	5276.2760	-56.09	-13.00	43.09	-2.92	-43.45	40.53			Horizontal
4	5740.7410	-54.59	-13.00	41.59	-1.68	-42.75	41.07			Horizontal
5	6997.9980	-50.6	-13.00	37.60	4.36	-39.85	44.21			Horizontal
6	7566.5670	-46.1	-13.00	33.10	7.18	-38.26	45.44			Horizontal
7	8743.7440	-49.75	-13.00	36.75	7.54	-39.19	46.73			Horizontal
8	9522.5230	-55.14	-13.00	42.14	11.20	-37.06	48.26			Horizontal
9	10468.4680	-54.53	-13.00	41.53	12.69	-36.33	49.02			Horizontal
10	11405.4050	-51.93	-13.00	38.93	15.96	-33.51	49.47			Horizontal
11	12225.2250	-51.81	-13.00	38.81	18.20	-31.05	49.25			Horizontal
12	13360.3600	-51.1	-13.00	38.10	21.88	-28.01	49.89			Horizontal
13	13945.9460	-50.8	-13.00	37.80	20.95	-28.63	49.58			Horizontal
14	15270.2700	-49.41	-13.00	36.41	21.11	-29.51	50.62			Horizontal
15	15792.7930	-48.75	-13.00	35.75	22.33	-28.32	50.65			Horizontal
16	17108.1080	-47.3	-13.00	34.30	23.93	-27.49	51.42			Horizontal
17	17441.4410	-47.4	-13.00	34.40	23.79	-27.21	51.00			Horizontal

2A_5A

Test Graph

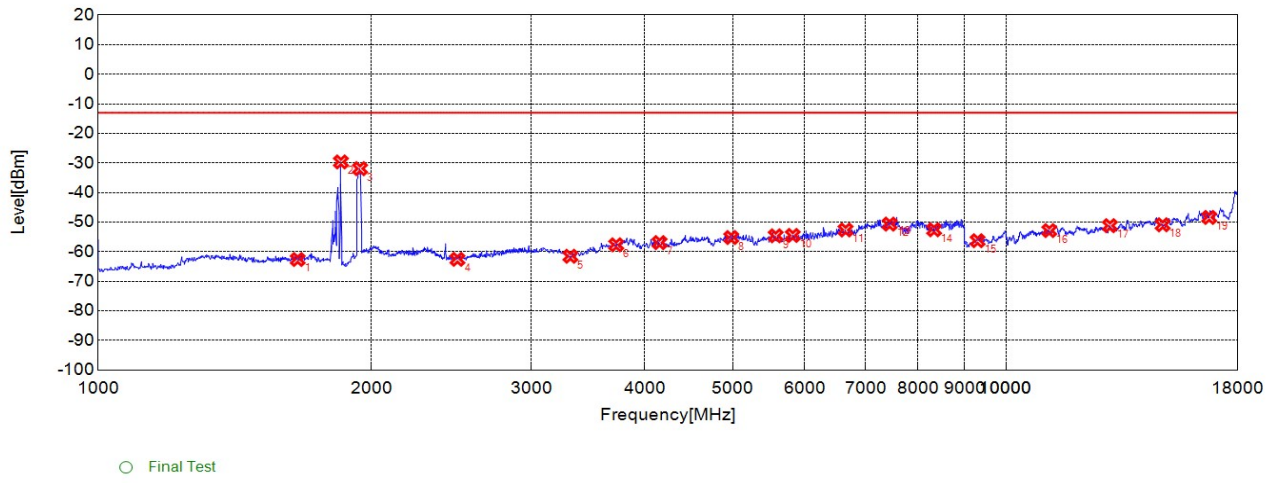

CA_2A-5A Low 2A_20M 5A_10M 1RB 1-18G H

Suspected List

NO.	Freq. [MHz]	Level [dBm]	Limit [dBm]	Margin [dB]	Factor [dB]	Path [dB]	Air [dB]	Angle [°]	EUT Pol.	Ant. Pol.
1	1658.6590	-62.64	-13.00	49.64	-8.87	-46.26	37.39			Horizontal
2	1850.8510	-29.65	-13.00	16.65	-7.29	-46.66	39.37			NA
3	1942.9430	-31.92	-13.00	18.92	-5.23	-46.47	41.24			NA
4	2487.4870	-62.57	-13.00	49.57	-10.41	-47.16	36.75			Horizontal
5	3312.3120	-61.55	-13.00	48.55	-10.02	-48.04	38.02			Horizontal
6	3720.7210	-57.68	-13.00	44.68	-7.84	-47.04	39.20			Horizontal
7	4153.1530	-56.94	-13.00	43.94	-7.28	-47.08	39.80			Horizontal
8	4981.9820	-55.21	-13.00	42.21	-2.89	-44.20	41.31			Horizontal
9	5576.5770	-54.63	-13.00	41.63	-2.19	-42.97	40.78			Horizontal
10	5822.8230	-54.5	-13.00	41.50	-1.24	-42.62	41.38			Horizontal
11	6657.6580	-52.66	-13.00	39.66	1.28	-41.85	43.13			Horizontal
12	7444.4440	-50.68	-13.00	37.68	6.95	-38.84	45.79			Horizontal
13	7486.4860	-49.81	-13.00	36.81	7.83	-38.28	46.11			Horizontal
14	8333.3330	-52.59	-13.00	39.59	6.70	-38.24	44.94			Horizontal
15	9306.3060	-56.29	-13.00	43.29	11.47	-37.26	48.73			Horizontal
16	11162.1620	-52.86	-13.00	39.86	13.85	-34.80	48.65			Horizontal
17	13018.0180	-51.21	-13.00	38.21	20.32	-29.83	50.15			Horizontal
18	14882.8830	-50.9	-13.00	37.90	20.18	-29.66	49.84			Horizontal
19	16747.7480	-48.41	-13.00	35.41	22.94	-28.73	51.67			Horizontal

Test Graph

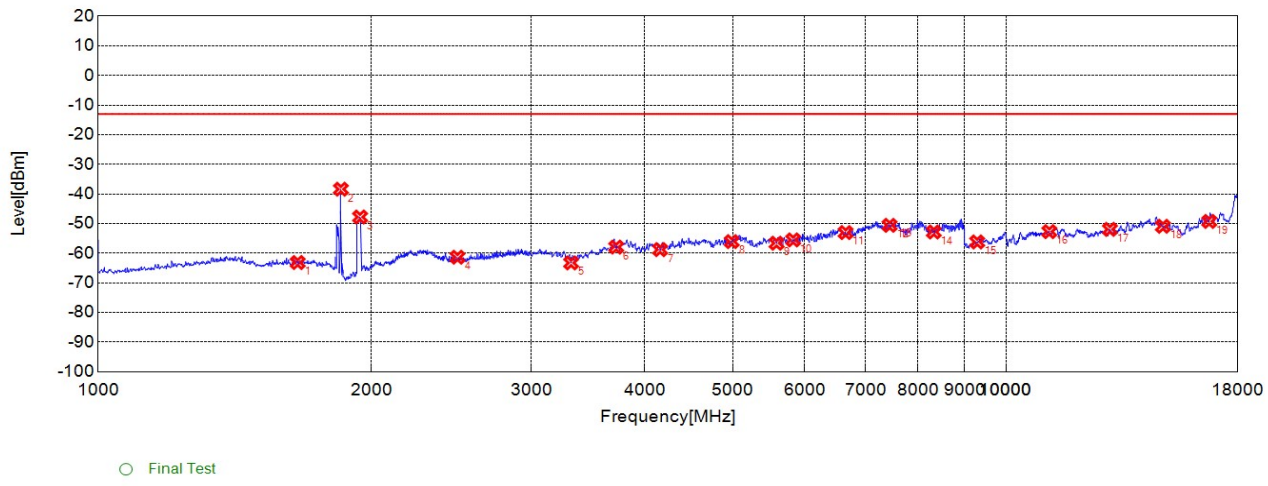

CA_2A-5A Low 2A_20M 5A_10M 1RB 1-18G V

Suspected List

NO.	Freq. [MHz]	Level [dBm]	Limit [dBm]	Margin [dB]	Factor [dB]	Path [dB]	Air [dB]	Angle [°]	EUT Pol.	Ant. Pol.
1	1658.6590	-63.15	-13.00	50.15	-9.76	-46.26	36.50			Vertical
2	1850.8510	-38.4	-13.00	25.40	-10.41	-46.66	36.25			NA
3	1942.9430	-47.79	-13.00	34.79	-10.66	-46.47	35.81			NA
4	2487.4870	-61.35	-13.00	48.35	-10.54	-47.16	36.62			Vertical
5	3318.3180	-63.28	-13.00	50.28	-10.56	-48.05	37.49			Vertical
6	3720.7210	-57.94	-13.00	44.94	-7.97	-47.04	39.07			Vertical
7	4159.1590	-58.8	-13.00	45.80	-7.48	-46.98	39.50			Vertical
8	4987.9880	-56.08	-13.00	43.08	-3.32	-44.07	40.75			Vertical
9	5588.5890	-56.64	-13.00	43.64	-2.69	-43.06	40.37			Vertical
10	5828.8290	-55.51	-13.00	42.51	-1.51	-42.53	41.02			Vertical
11	6657.6580	-53.04	-13.00	40.04	1.34	-41.85	43.19			Vertical
12	7444.4440	-50.59	-13.00	37.59	6.63	-38.84	45.47			Vertical
13	7498.4980	-50.18	-13.00	37.18	7.68	-38.10	45.78			Vertical
14	8327.3270	-52.84	-13.00	39.84	6.55	-38.21	44.76			Vertical
15	9297.2970	-56.21	-13.00	43.21	11.28	-37.29	48.57			Vertical
16	11162.1620	-52.72	-13.00	39.72	14.04	-34.80	48.84			Vertical
17	13018.0180	-51.95	-13.00	38.95	19.55	-29.83	49.38			Vertical
18	14891.8920	-50.91	-13.00	37.91	20.11	-29.79	49.90			Vertical
19	16747.7480	-49.28	-13.00	36.28	22.14	-28.73	50.87			Vertical

Test Graph

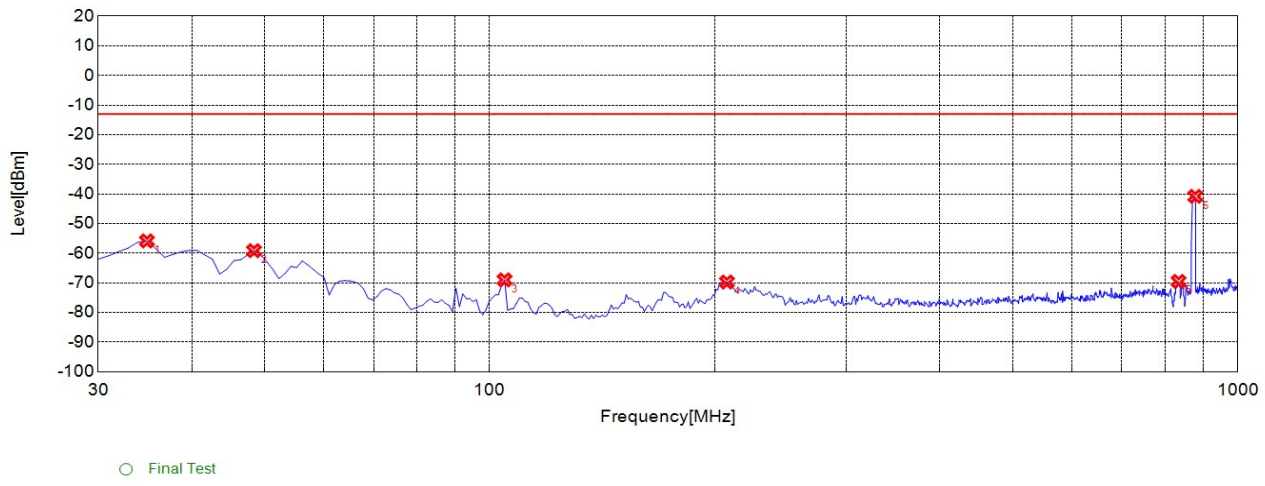

CA_2A-5A Low 2A_20M 5A_10M 1RB 30M-1G H

Suspected List

NO.	Freq. [MHz]	Level [dBm]	Limit [dBm]	Margin [dB]	Factor [dB]	Path [dB]	Air [dB]	Angle [°]	EUT Pol.	Ant. Pol.
1	34.8550	-55.85	-13.00	42.85	-9.37	-39.58	30.21			Horizontal
2	48.4480	-59.15	-13.00	46.15	-7.02	-39.47	32.45			Horizontal
3	104.7650	-69.01	-13.00	56.01	-17.53	-38.70	21.17			Horizontal
4	207.6880	-69.74	-13.00	56.74	-14.25	-37.63	23.38			Horizontal
5	833.9640	-69.52	-13.00	56.52	-2.67	-34.14	31.47			NA
6	877.6580	-40.81	-13.00	27.81	-2.16	-34.02	31.86			NA

Test Graph

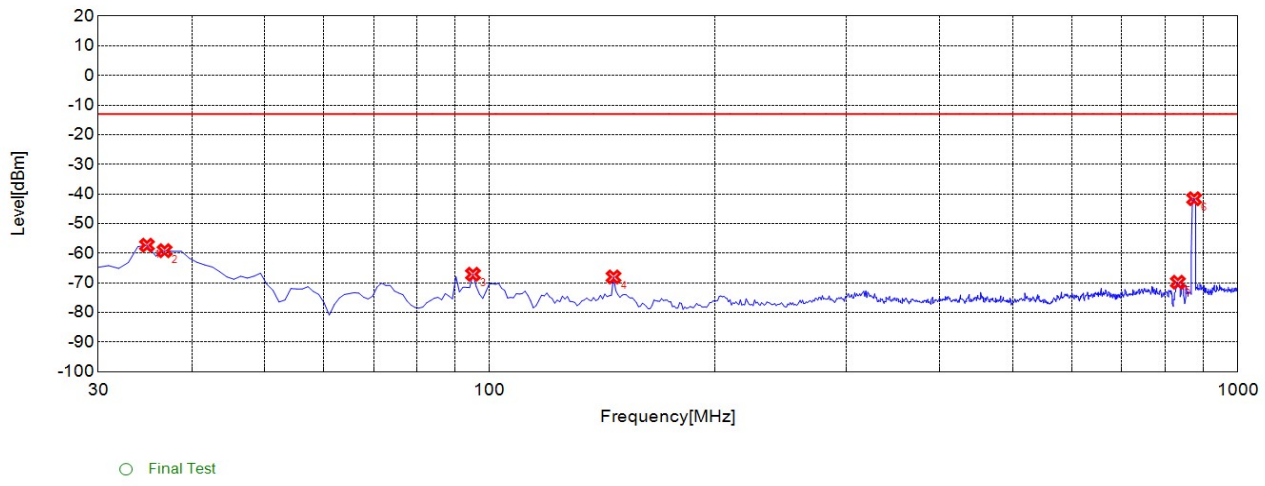

CA_2A-5A Low 2A_20M 5A_10M 1RB 30M-1G V

Suspected List										
NO.	Freq. [MHz]	Level [dBm]	Limit [dBm]	Margin [dB]	Factor [dB]	Path [dB]	Air [dB]	Angle [°]	EUT Pol.	Ant. Pol.
1	34.8550	-57.3	-13.00	44.30	-16.68	-39.58	22.90			Vertical
2	36.7970	-59.15	-13.00	46.15	-16.55	-39.57	23.02			Vertical
3	95.0550	-67.11	-13.00	54.11	-14.47	-38.70	24.23			Vertical
4	146.5170	-68.02	-13.00	55.02	-16.15	-38.63	22.48			Vertical
5	832.0220	-69.8	-13.00	56.80	-2.58	-34.14	31.56			NA
6	874.7450	-41.62	-13.00	28.62	-1.94	-34.03	32.09			NA

Test Graph

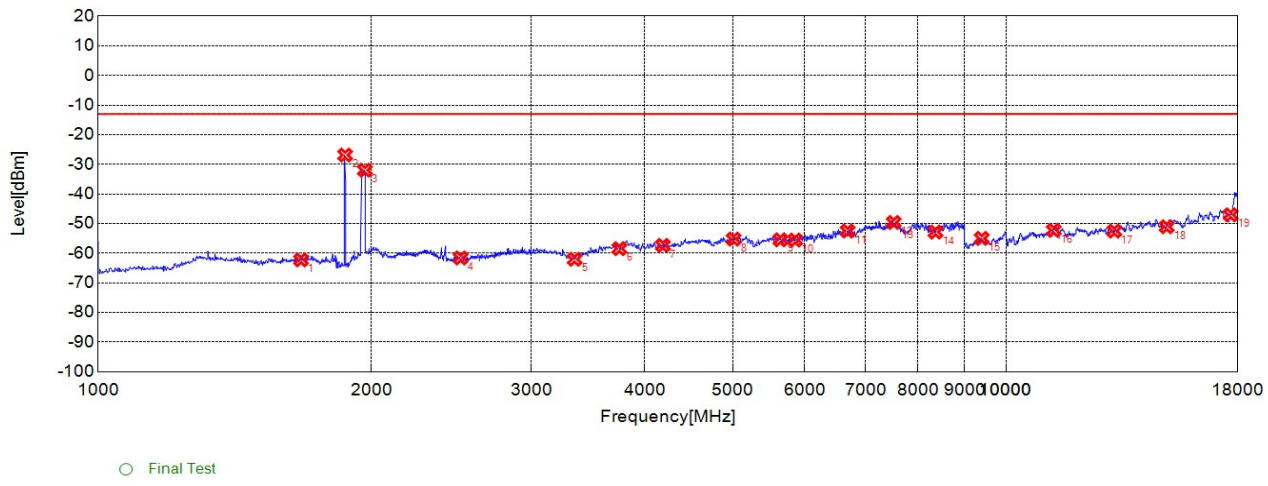

CA_2A-5A Mid 2A_20M 5A_10M 1RB 1-18G H

Suspected List

NO.	Freq. [MHz]	Level [dBm]	Limit [dBm]	Margin [dB]	Factor [dB]	Path [dB]	Air [dB]	Angle [°]	EUT Pol.	Ant. Pol.
1	1672.6730	-62.27	-13.00	49.27	-8.72	-46.29	37.57			Horizontal
2	1870.8710	-26.87	-13.00	13.87	-6.81	-46.69	39.88			NA
3	1966.9670	-31.99	-13.00	18.99	-4.81	-46.38	41.57			NA
4	2507.5080	-61.61	-13.00	48.61	-10.47	-47.17	36.70			Horizontal
5	3348.3480	-62.05	-13.00	49.05	-9.92	-48.06	38.14			Horizontal
6	3750.7510	-58.45	-13.00	45.45	-8.31	-47.62	39.31			Horizontal
7	4189.1890	-57.37	-13.00	44.37	-6.80	-46.49	39.69			Horizontal
8	5012.0120	-55.24	-13.00	42.24	-2.44	-43.82	41.38			Horizontal
9	5642.6430	-55.48	-13.00	42.48	-2.04	-42.86	40.82			Horizontal
10	5858.8590	-55.55	-13.00	42.55	-0.95	-42.30	41.35			Horizontal
11	6693.6940	-52.51	-13.00	39.51	1.21	-41.68	42.89			Horizontal
12	7522.5230	-49.62	-13.00	36.62	7.68	-38.27	45.95			Horizontal
13	7534.5350	-50.86	-13.00	37.86	7.43	-38.38	45.81			Horizontal
14	8363.3630	-52.85	-13.00	39.85	6.51	-38.36	44.87			Horizontal
15	9405.4050	-55	-13.00	42.00	12.51	-36.48	48.99			Horizontal
16	11288.2880	-52.26	-13.00	39.26	14.89	-33.99	48.88			Horizontal
17	13162.1620	-52.53	-13.00	39.53	20.23	-29.49	49.72			Horizontal
18	15036.0360	-51.08	-13.00	38.08	20.50	-29.34	49.84			Horizontal
19	17684.6850	-47.06	-13.00	34.06	25.63	-26.24	51.87			Horizontal