Site: AC1	Time: 2019/12/11 - 01:25
Limit: FCC_Part15.209_RSE(3m)	Engineer: Dillon Diao
Probe: AC1_BBHA9120D_1-18GHz	Polarity: Vertical
EUT: GigaSpire	Power: AC 120V/60Hz
Test Mode: Transmit by 802.11ac-VHT40 at Channel 5670MHz (Beam-Forming Mode)	

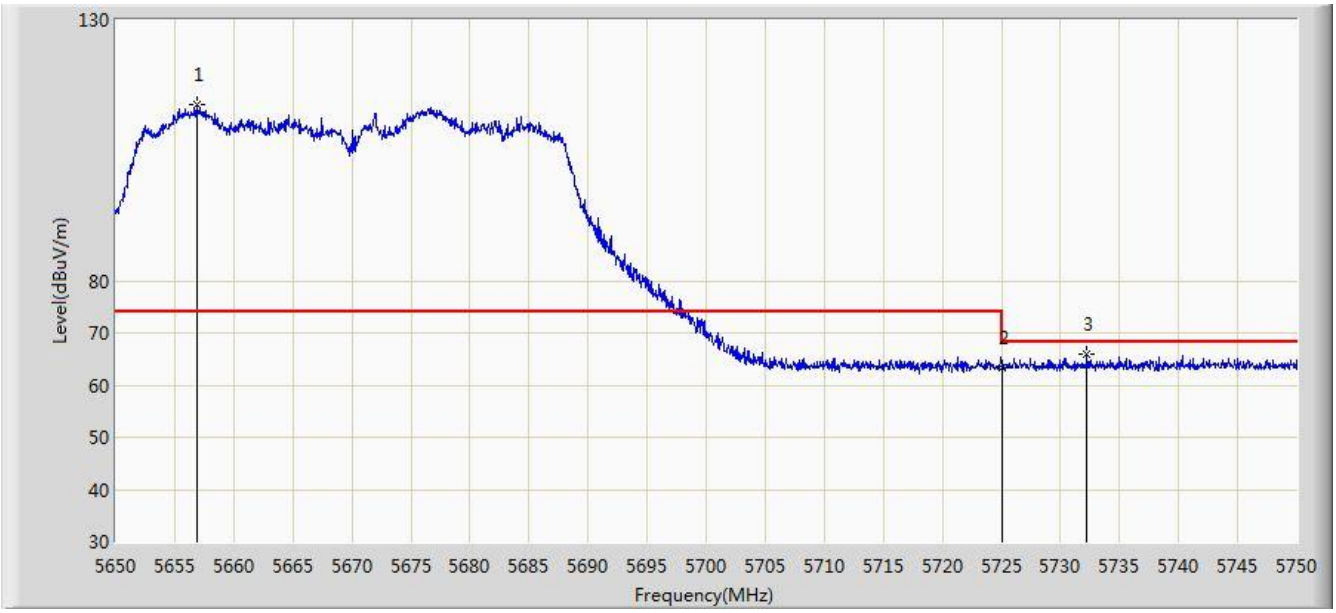

No	Flag	Mark	Frequency (MHz)	Measure Level (dBuV/m)	Reading Level (dBuV)	Margin (dB)	Limit (dBuV/m)	Factor (dB)	Type
1		*	5656.850	113.628	106.341	N/A	N/A	7.288	PK
2			5725.000	63.270	55.938	-4.930	68.200	7.332	PK
3			5732.250	65.949	58.568	-2.251	68.200	7.381	PK

Note: Measure Level (dBµV/m) = Reading Level (dBµV) + Factor (dB)

Factor (dB) = Cable Loss (dB) + Antenna Factor (dB/m) - Pre_Amplifier Gain (dB).

Site: AC1	Time: 2019/12/11 - 01:39
Limit: FCC_Part15.209_RSE(3m)	Engineer: Dillon Diao
Probe: AC1_BBHA9120D_1-18GHz	Polarity: Horizontal
EUT: GigaSpire	Power: AC 120V/60Hz
Test Mode: Transmit by 802.11ac-VHT80 at Channel 5290MHz (Beam-Forming Mode)	

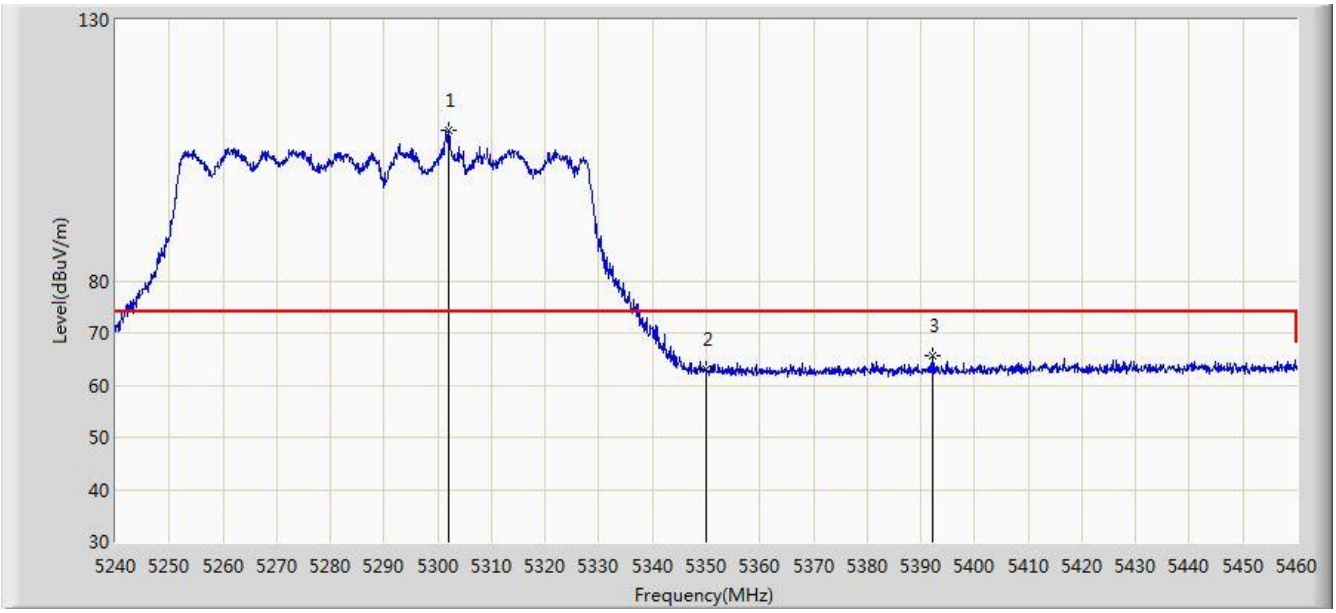

No	Flag	Mark	Frequency (MHz)	Measure Level (dBuV/m)	Reading Level (dBuV)	Margin (dB)	Limit (dBuV/m)	Factor (dB)	Type
1		*	5302.150	108.879	102.238	N/A	N/A	6.641	PK
2			5350.000	63.078	56.450	-10.922	74.000	6.629	PK
3			5392.240	65.792	58.973	-8.208	74.000	6.819	PK

Note: Measure Level (dBµV/m) = Reading Level (dBµV) + Factor (dB)

Factor (dB) = Cable Loss (dB) + Antenna Factor (dB/m) - Pre_Amplifier Gain (dB).

Site: AC1	Time: 2019/12/11 - 01:40
Limit: FCC_Part15.209_RSE(3m)	Engineer: Dillon Diao
Probe: AC1_BBHA9120D_1-18GHz	Polarity: Horizontal
EUT: GigaSpire	Power: AC 120V/60Hz
Test Mode: Transmit by 802.11ac-VHT80 at Channel 5290MHz (Beam-Forming Mode)	

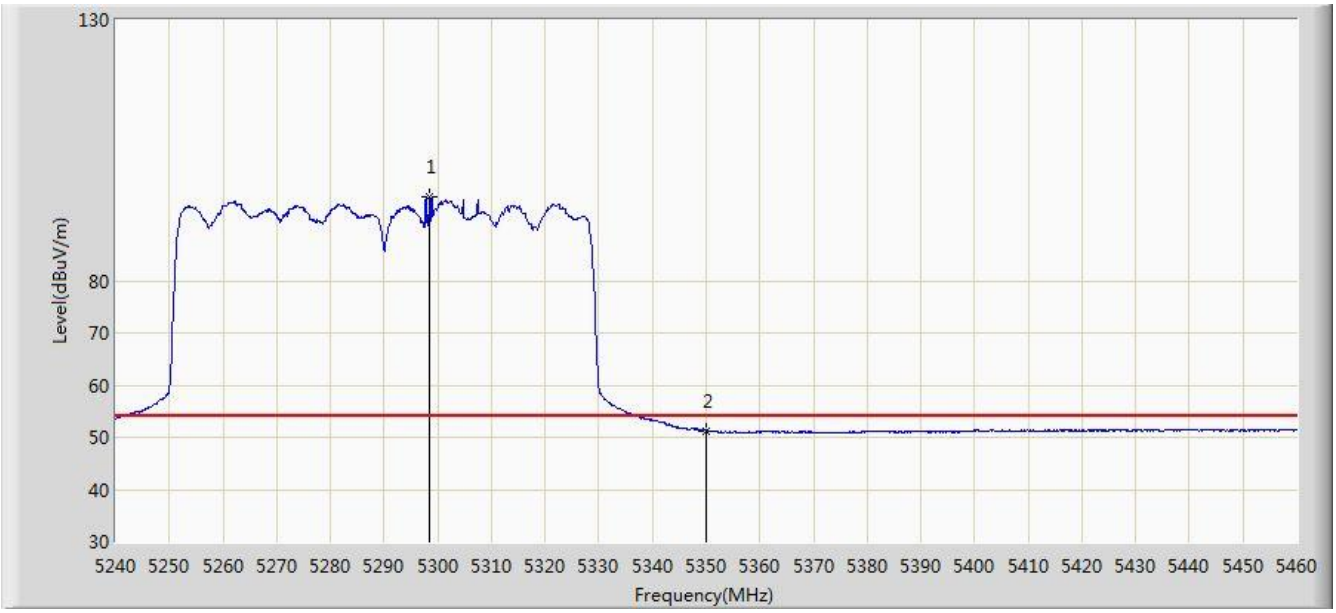

No	Flag	Mark	Frequency (MHz)	Measure Level (dBuV/m)	Reading Level (dBuV)	Margin (dB)	Limit (dBuV/m)	Factor (dB)	Type
1		*	5298.520	96.130	89.521	N/A	N/A	6.609	AV
2			5350.000	51.304	44.676	-2.696	54.000	6.629	AV

Note: Measure Level (dBµV/m) = Reading Level (dBµV) + Factor (dB)

Factor (dB) = Cable Loss (dB) + Antenna Factor (dB/m) - Pre_Amplifier Gain (dB).

Site: AC1	Time: 2019/12/11 - 01:36
Limit: FCC_Part15.209_RSE(3m)	Engineer: Dillon Diao
Probe: AC1_BBHA9120D_1-18GHz	Polarity: Vertical
EUT: GigaSpire	Power: AC 120V/60Hz
Test Mode: Transmit by 802.11ac-VHT80 at Channel 5290MHz (Beam-Forming Mode)	

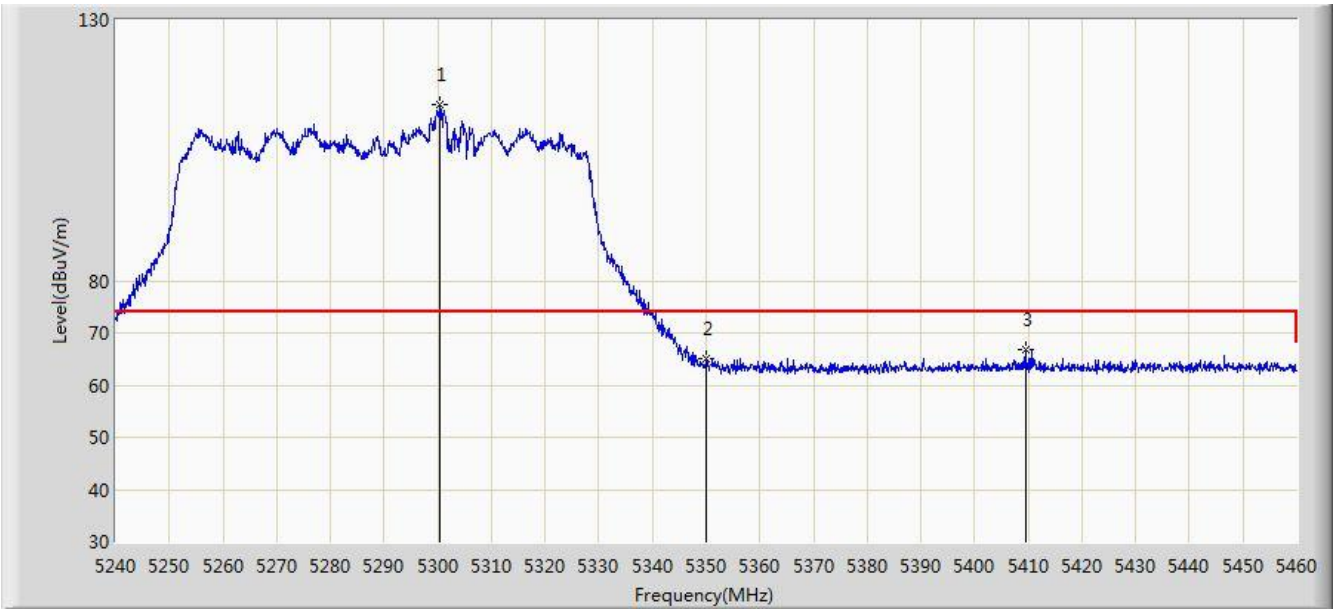

No	Flag	Mark	Frequency (MHz)	Measure Level (dBuV/m)	Reading Level (dBuV)	Margin (dB)	Limit (dBuV/m)	Factor (dB)	Type
1		*	5300.500	113.651	107.015	N/A	N/A	6.637	PK
2			5350.000	65.193	58.565	-8.807	74.000	6.629	PK
3			5409.510	66.903	59.931	-7.097	74.000	6.972	PK

Note: Measure Level (dBµV/m) = Reading Level (dBµV) + Factor (dB)

Factor (dB) = Cable Loss (dB) + Antenna Factor (dB/m) - Pre_Amplifier Gain (dB).

Site: AC1	Time: 2019/12/11 - 01:38
Limit: FCC_Part15.209_RSE(3m)	Engineer: Dillon Diao
Probe: AC1_BBHA9120D_1-18GHz	Polarity: Vertical
EUT: GigaSpire	Power: AC 120V/60Hz
Test Mode: Transmit by 802.11ac-VHT80 at Channel 5290MHz (Beam-Forming Mode)	

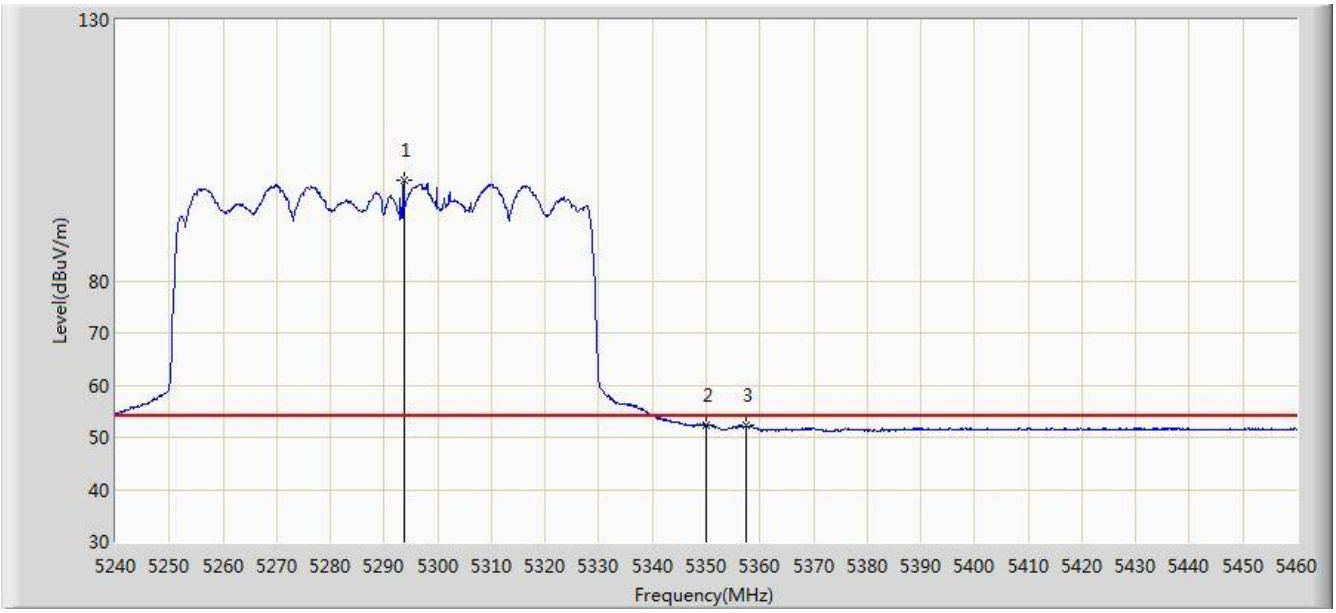

No	Flag	Mark	Frequency (MHz)	Measure Level (dBuV/m)	Reading Level (dBuV)	Margin (dB)	Limit (dBuV/m)	Factor (dB)	Type
1		*	5293.680	99.204	92.660	N/A	N/A	6.544	AV
2			5350.000	52.413	45.785	-1.587	54.000	6.629	AV
3			5357.480	52.257	45.649	-1.743	54.000	6.608	AV

Note: Measure Level (dBµV/m) = Reading Level (dBµV) + Factor (dB)

Factor (dB) = Cable Loss (dB) + Antenna Factor (dB/m) - Pre_Amplifier Gain (dB).

Site: AC1	Time: 2019/12/11 - 01:48
Limit: FCC_Part15.209_RSE(3m)	Engineer: Dillon Diao
Probe: AC1_BBHA9120D_1-18GHz	Polarity: Horizontal
EUT: GigaSpire	Power: AC 120V/60Hz
Test Mode: Transmit by 802.11ac-VHT80 at Channel 5530MHz (Beam-Forming Mode)	

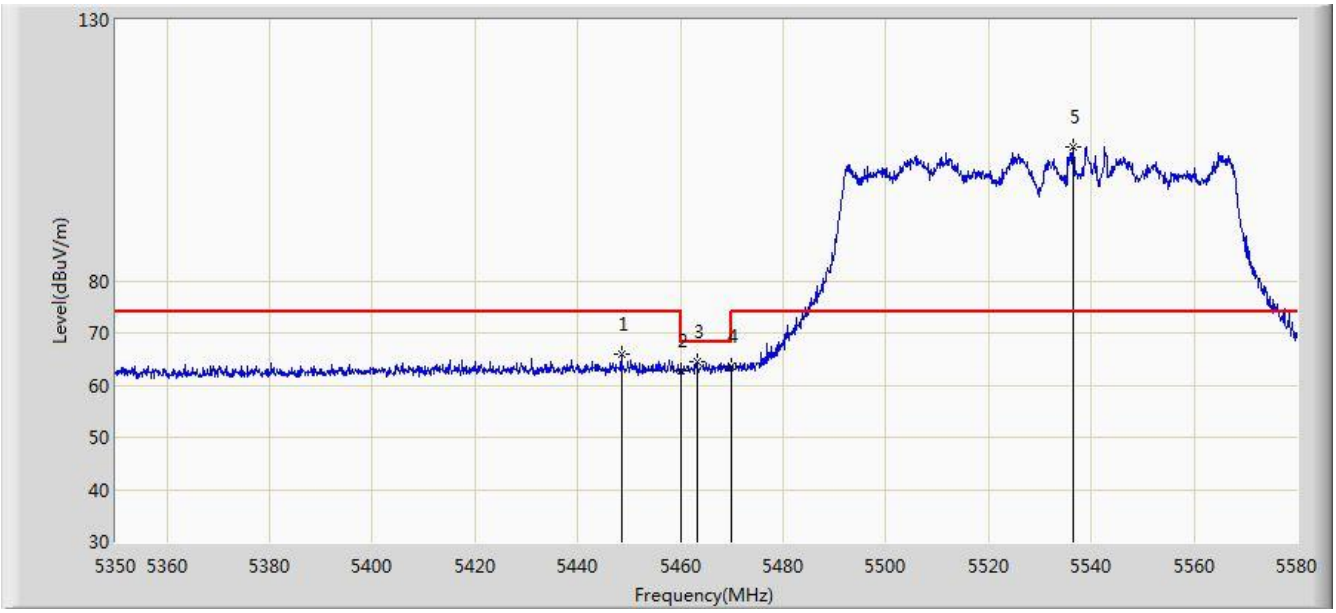

No	Flag	Mark	Frequency (MHz)	Measure Level (dBuV/m)	Reading Level (dBuV)	Margin (dB)	Limit (dBuV/m)	Factor (dB)	Type
1			5448.440	65.841	58.867	-8.159	74.000	6.975	PK
2			5460.000	62.732	55.755	-11.268	74.000	6.978	PK
3			5463.160	64.353	57.363	-3.847	68.200	6.990	PK
4			5470.000	63.666	56.649	-4.534	68.200	7.016	PK
5		*	5536.530	105.683	98.652	N/A	N/A	7.031	PK

Note: Measure Level (dBμV/m) = Reading Level (dBμV) + Factor (dB)

Factor (dB) = Cable Loss (dB) + Antenna Factor (dB/m) - Pre_Amplifier Gain (dB).

Site: AC1	Time: 2019/12/11 - 01:49
Limit: FCC_Part15.209_RSE(3m)	Engineer: Dillon Diao
Probe: AC1_BBHA9120D_1-18GHz	Polarity: Horizontal
EUT: GigaSpire	Power: AC 120V/60Hz
Test Mode: Transmit by 802.11ac-VHT80 at Channel 5530MHz (Beam-Forming Mode)	

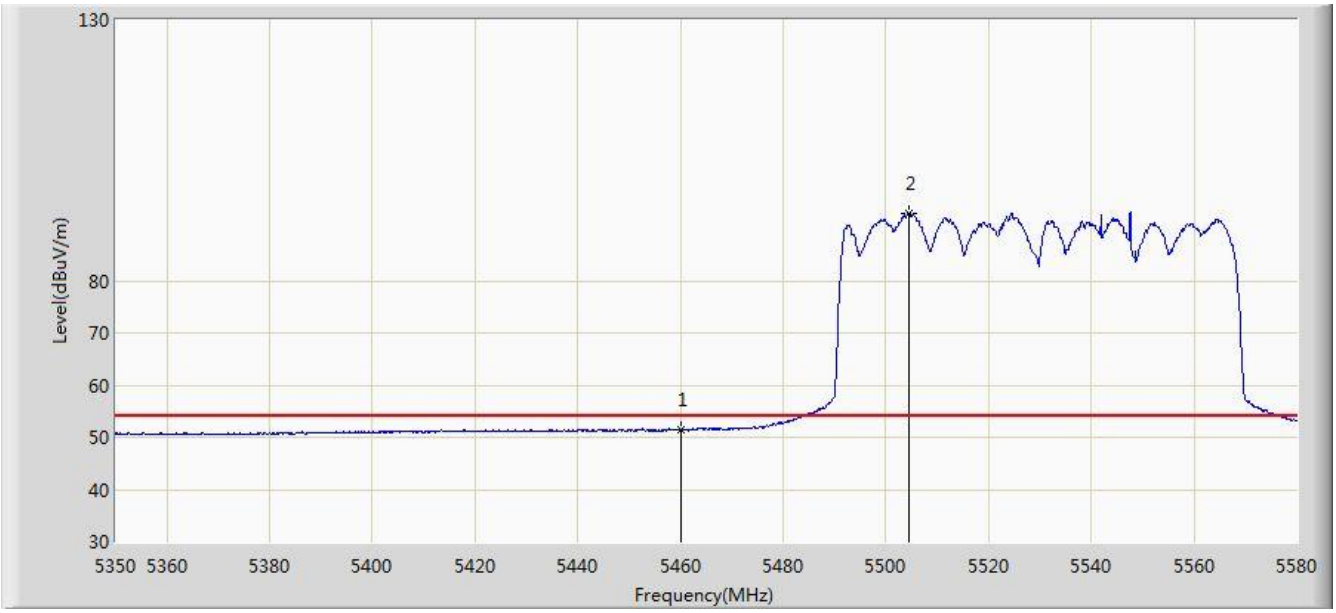

No	Flag	Mark	Frequency (MHz)	Measure Level (dBuV/m)	Reading Level (dBuV)	Margin (dB)	Limit (dBuV/m)	Factor (dB)	Type
1			5460.000	51.453	44.476	-2.547	54.000	6.978	AV
2		*	5504.560	92.933	85.616	N/A	N/A	7.317	AV

Note: Measure Level (dBµV/m) = Reading Level (dBµV) + Factor (dB)

Factor (dB) = Cable Loss (dB) + Antenna Factor (dB/m) - Pre_Amplifier Gain (dB).

Site: AC1	Time: 2019/12/11 - 01:44
Limit: FCC_Part15.209_RSE(3m)	Engineer: Dillon Diao
Probe: AC1_BBHA9120D_1-18GHz	Polarity: Vertical
EUT: GigaSpire	Power: AC 120V/60Hz
Test Mode: Transmit by 802.11ac-VHT80 at Channel 5530MHz (Beam-Forming Mode)	

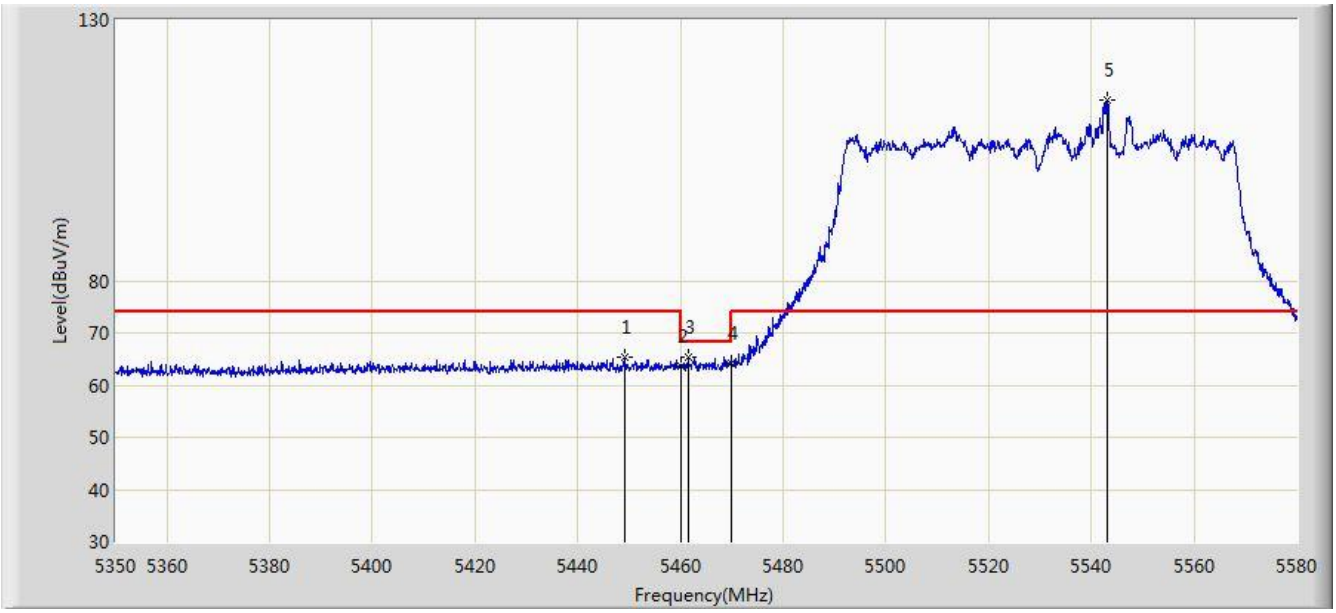

No	Flag	Mark	Frequency (MHz)	Measure Level (dBuV/m)	Reading Level (dBuV)	Margin (dB)	Limit (dBuV/m)	Factor (dB)	Type
1			5449.245	65.274	58.303	-8.726	74.000	6.971	PK
2			5460.000	63.564	56.587	-10.436	74.000	6.978	PK
3			5461.435	65.364	58.381	-2.836	68.200	6.983	PK
4			5470.000	64.200	57.183	-4.000	68.200	7.016	PK
5		*	5543.200	114.636	107.561	N/A	N/A	7.074	PK

Note: Measure Level (dBμV/m) = Reading Level (dBμV) + Factor (dB)

Factor (dB) = Cable Loss (dB) + Antenna Factor (dB/m) - Pre_Amplifier Gain (dB).

Site: AC1	Time: 2019/12/11 - 01:47
Limit: FCC_Part15.209_RSE(3m)	Engineer: Dillon Diao
Probe: AC1_BBHA9120D_1-18GHz	Polarity: Vertical
EUT: GigaSpire	Power: AC 120V/60Hz
Test Mode: Transmit by 802.11ac-VHT80 at Channel 5530MHz (Beam-Forming Mode)	

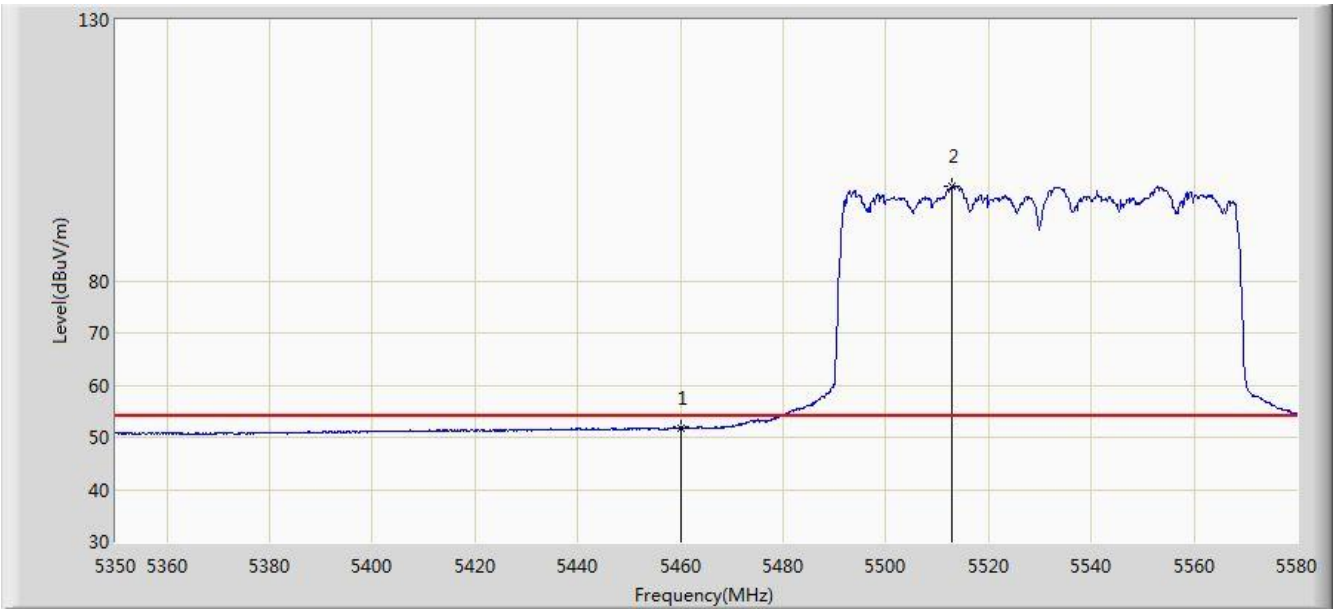

No	Flag	Mark	Frequency (MHz)	Measure Level (dBuV/m)	Reading Level (dBuV)	Margin (dB)	Limit (dBuV/m)	Factor (dB)	Type
1			5460.000	51.844	44.867	-2.156	54.000	6.978	AV
2		*	5512.955	98.211	91.007	N/A	N/A	7.204	AV

Note: Measure Level (dBµV/m) = Reading Level (dBµV) + Factor (dB)

Factor (dB) = Cable Loss (dB) + Antenna Factor (dB/m) - Pre_Amplifier Gain (dB).

Site: AC1	Time: 2019/12/11 - 01:52
Limit: FCC_Part15.209_RSE(3m)	Engineer: Dillon Diao
Probe: AC1_BBHA9120D_1-18GHz	Polarity: Horizontal
EUT: GigaSpire	Power: AC 120V/60Hz
Test Mode: Transmit by 802.11ac-VHT80 at Channel 5610MHz (Beam-Forming Mode)	

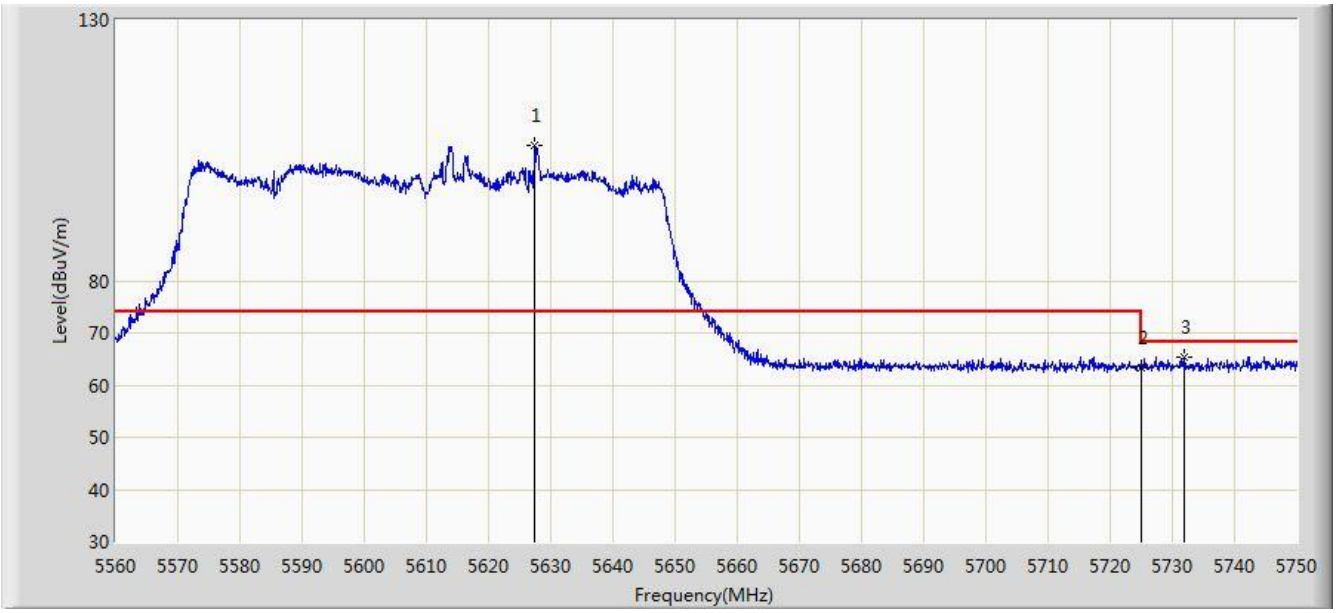

No	Flag	Mark	Frequency (MHz)	Measure Level (dBuV/m)	Reading Level (dBuV)	Margin (dB)	Limit (dBuV/m)	Factor (dB)	Type
1		*	5627.450	106.023	99.009	N/A	N/A	7.014	PK
2			5725.000	63.302	55.970	-4.898	68.200	7.332	PK
3			5731.855	65.266	57.887	-2.934	68.200	7.378	PK

Note: Measure Level (dBµV/m) = Reading Level (dBµV) + Factor (dB)

Factor (dB) = Cable Loss (dB) + Antenna Factor (dB/m) - Pre_Amplifier Gain (dB).

Site: AC1	Time: 2019/12/11 - 01:53
Limit: FCC_Part15.209_RSE(3m)	Engineer: Dillon Diao
Probe: AC1_BBHA9120D_1-18GHz	Polarity: Vertical
EUT: GigaSpire	Power: AC 120V/60Hz
Test Mode: Transmit by 802.11ac-VHT80 at Channel 5610MHz (Beam-Forming Mode)	

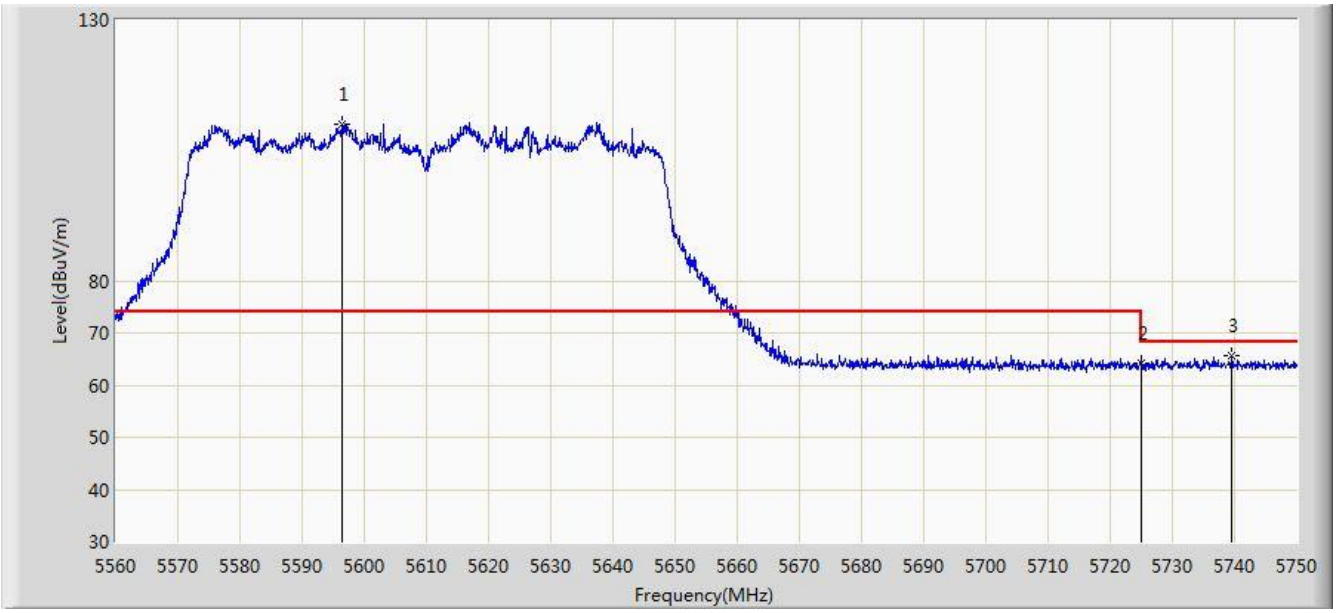

No	Flag	Mark	Frequency (MHz)	Measure Level (dBuV/m)	Reading Level (dBuV)	Margin (dB)	Limit (dBuV/m)	Factor (dB)	Type
1		*	5596.480	110.097	102.895	N/A	N/A	7.202	PK
2			5725.000	64.128	56.796	-4.072	68.200	7.332	PK
3			5739.550	65.637	58.212	-2.563	68.200	7.425	PK

Note: Measure Level (dBµV/m) = Reading Level (dBµV) + Factor (dB)

Factor (dB) = Cable Loss (dB) + Antenna Factor (dB/m) - Pre_Amplifier Gain (dB).

Site: AC2	Time: 2019/12/20 - 17:31
Limit: FCC_Part15.209_RSE(3m)	Engineer: Dillon Diao
Probe: AC2_BBHA9120D_1-18GHz	Polarity: Horizontal
EUT: GigaSpire	Power: AC 120V/60Hz
Test Mode: Transmit by 802.11ac-VHT80+80 at Channel 5210+5290MHz (Beam-Forming Mode)	

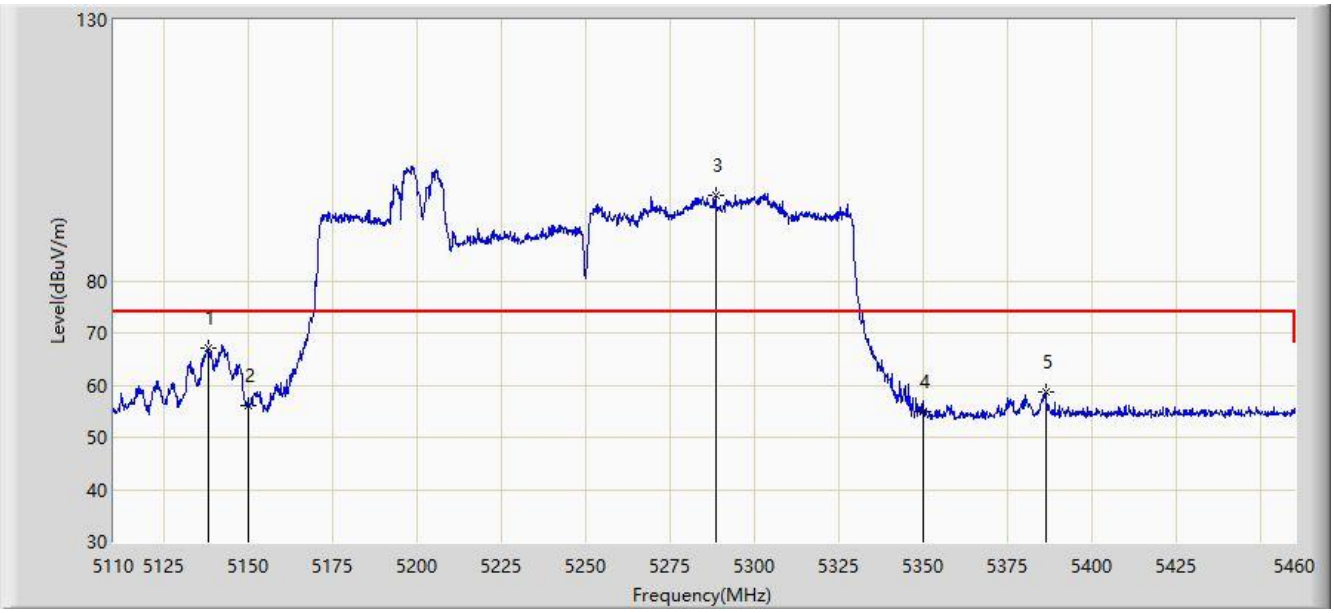

No	Flag	Mark	Frequency (MHz)	Measure Level (dBuV/m)	Reading Level (dBuV)	Margin (dB)	Limit (dBuV/m)	Factor (dB)	Type
1			5138.000	67.236	62.815	-6.764	74.000	4.422	PK
2			5150.000	56.076	51.634	-17.924	74.000	4.442	PK
3		*	5288.325	96.312	91.960	N/A	N/A	4.352	PK
4			5350.000	55.034	50.857	-18.966	74.000	4.177	PK
5			5386.150	58.733	54.121	-15.267	74.000	4.612	PK

Note: Measure Level (dBμV/m) = Reading Level (dBμV) + Factor (dB)

Factor (dB) = Cable Loss (dB) + Antenna Factor (dB/m) - Pre_Amplifier Gain (dB).

Site: AC2	Time: 2019/12/20 - 17:36
Limit: FCC_Part15.209_RSE(3m)	Engineer: Dillon Diao
Probe: AC2_BBHA9120D_1-18GHz	Polarity: Horizontal
EUT: GigaSpire	Power: AC 120V/60Hz
Test Mode: Transmit by 802.11ac-VHT80+80 at Channel 5210+5290MHz (Beam-Forming Mode)	

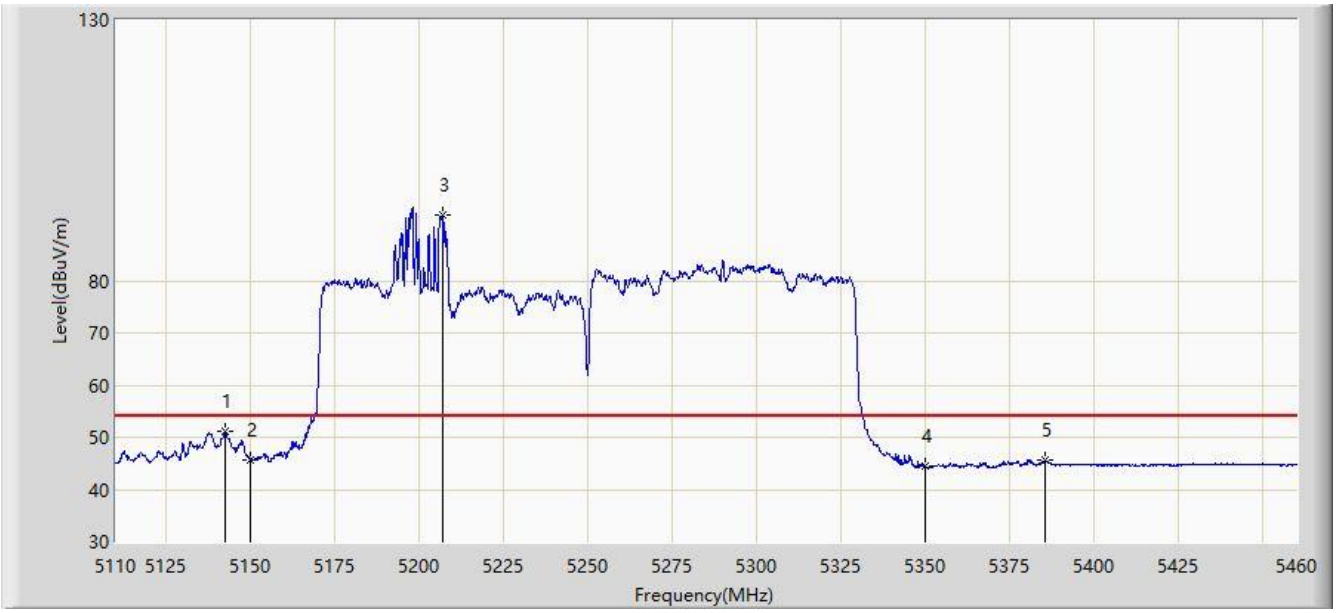

No	Flag	Mark	Frequency (MHz)	Measure Level (dBuV/m)	Reading Level (dBuV)	Margin (dB)	Limit (dBuV/m)	Factor (dB)	Type
1			5142.375	51.148	46.728	-2.852	54.000	4.420	AV
2			5150.000	45.726	41.284	-8.274	54.000	4.442	AV
3		*	5206.775	92.521	88.302	N/A	N/A	4.219	AV
4			5350.000	44.394	40.217	-9.606	54.000	4.177	AV
5			5385.275	45.779	41.183	-8.221	54.000	4.596	AV

Note: Measure Level (dBμV/m) = Reading Level (dBμV) + Factor (dB)

Factor (dB) = Cable Loss (dB) + Antenna Factor (dB/m) - Pre_Amplifier Gain (dB).

Site: AC2	Time: 2019/12/20 - 17:38
Limit: FCC_Part15.209_RSE(3m)	Engineer: Dillon Diao
Probe: AC2_BBHA9120D_1-18GHz	Polarity: Vertical
EUT: GigaSpire	Power: AC 120V/60Hz
Test Mode: Transmit by 802.11ac-VHT80+80 at Channel 5210+5290MHz (Beam-Forming Mode)	

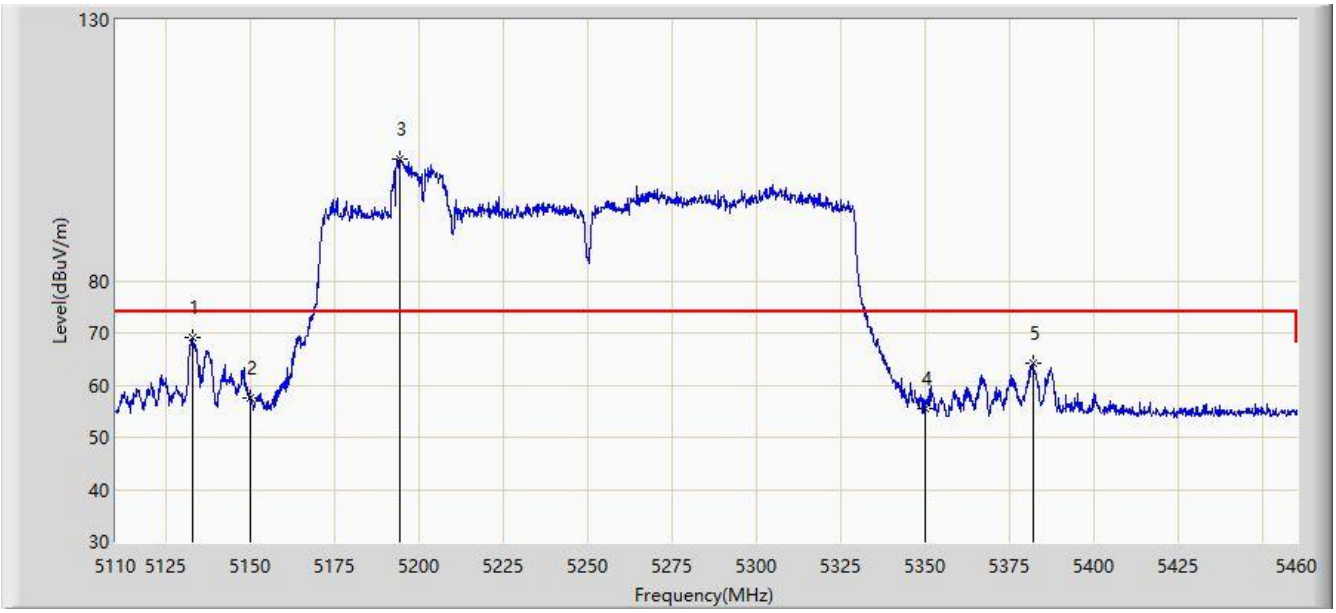

No	Flag	Mark	Frequency (MHz)	Measure Level (dBuV/m)	Reading Level (dBuV)	Margin (dB)	Limit (dBuV/m)	Factor (dB)	Type
1			5132.750	69.064	64.642	-4.936	74.000	4.422	PK
2			5150.000	57.587	53.145	-16.413	74.000	4.442	PK
3		*	5194.175	103.451	99.126	N/A	N/A	4.325	PK
4			5350.000	55.536	51.359	-18.464	74.000	4.177	PK
5			5381.775	64.313	59.793	-9.687	74.000	4.521	PK

Note: Measure Level (dBμV/m) = Reading Level (dBμV) + Factor (dB)

Factor (dB) = Cable Loss (dB) + Antenna Factor (dB/m) - Pre_Amplifier Gain (dB).

Site: AC2	Time: 2019/12/20 - 17:40
Limit: FCC_Part15.209_RSE(3m)	Engineer: Dillon Diao
Probe: AC2_BBHA9120D_1-18GHz	Polarity: Vertical
EUT: GigaSpire	Power: AC 120V/60Hz
Test Mode: Transmit by 802.11ac-VHT80+80 at Channel 5210+5290MHz (Beam-Forming Mode)	

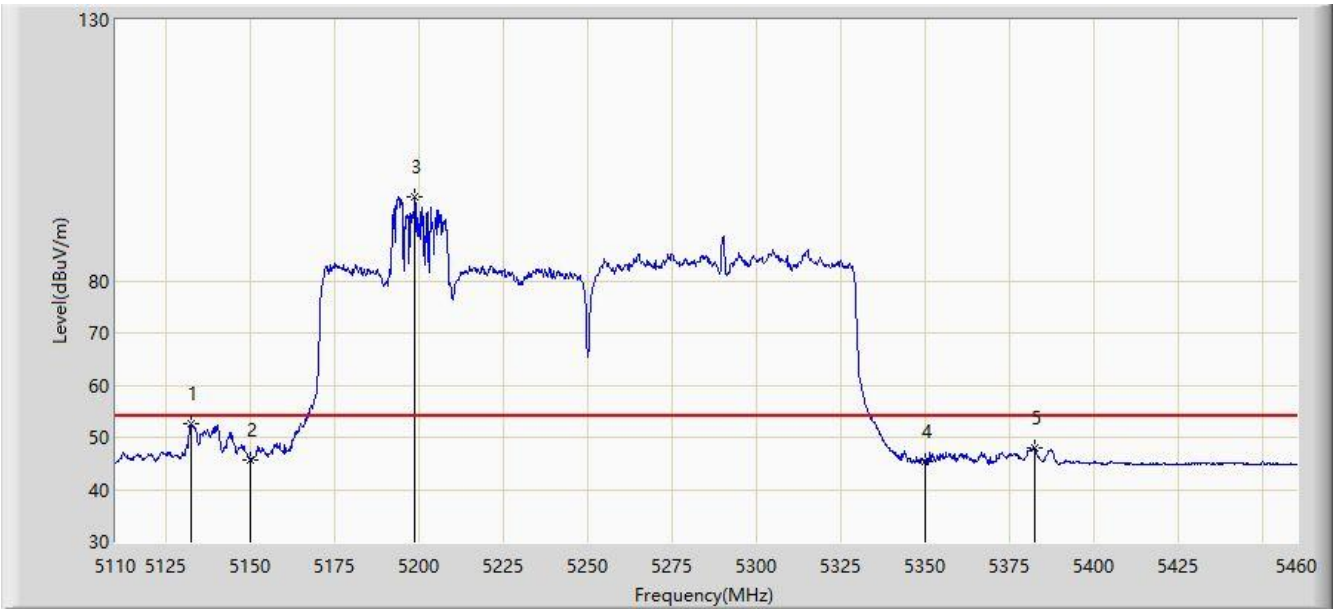

No	Flag	Mark	Frequency (MHz)	Measure Level (dBuV/m)	Reading Level (dBuV)	Margin (dB)	Limit (dBuV/m)	Factor (dB)	Type
1			5132.225	52.533	48.111	-1.467	54.000	4.421	AV
2			5150.000	45.666	41.224	-8.334	54.000	4.442	AV
3		*	5198.725	96.131	91.859	N/A	N/A	4.271	AV
4			5350.000	45.260	41.083	-8.740	54.000	4.177	AV
5			5382.475	48.042	43.507	-5.958	54.000	4.536	AV

Note: Measure Level (dBμV/m) = Reading Level (dBμV) + Factor (dB)

Factor (dB) = Cable Loss (dB) + Antenna Factor (dB/m) - Pre_Amplifier Gain (dB).

Site: AC2	Time: 2019/12/20 - 18:27
Limit: FCC_Part15.209_RSE(3m)	Engineer: Dillon Diao
Probe: AC2_BBHA9120D_1-18GHz	Polarity: Horizontal
EUT: GigaSpire	Power: AC 120V/60Hz
Test Mode: Transmit by 802.11ac-VHT80+80 at Channel 5530+5610MHz (Beam-Forming Mode)	

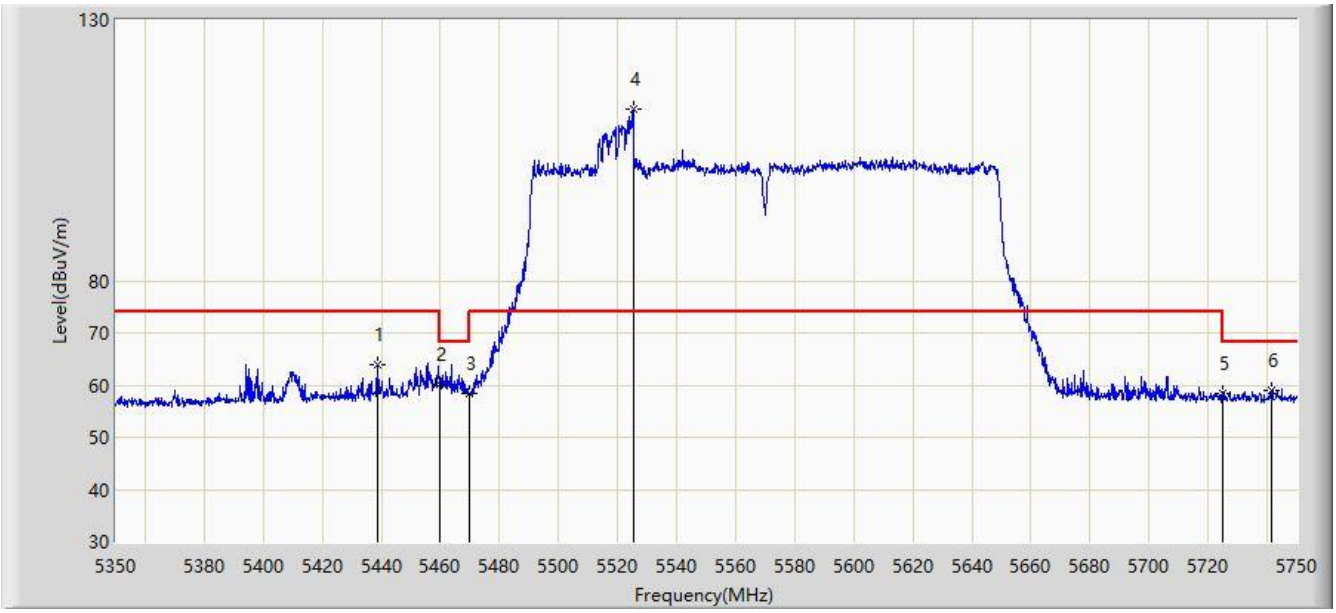

No	Flag	Mark	Frequency (MHz)	Measure Level (dBuV/m)	Reading Level (dBuV)	Margin (dB)	Limit (dBuV/m)	Factor (dB)	Type
1			5438.800	63.934	59.255	-10.066	74.000	4.680	PK
2			5460.000	60.240	55.800	-13.760	74.000	4.440	PK
3			5470.000	58.390	53.934	-9.810	68.200	4.455	PK
4		*	5525.200	112.760	107.899	N/A	N/A	4.861	PK
5			5725.000	58.435	52.957	-9.765	68.200	5.478	PK
6			5741.400	59.107	53.548	-9.093	68.200	5.560	PK

Note: Measure Level (dBμV/m) = Reading Level (dBμV) + Factor (dB)

Factor (dB) = Cable Loss (dB) + Antenna Factor (dB/m) - Pre_Amplifier Gain (dB).

Site: AC2	Time: 2019/12/20 - 18:23
Limit: FCC_Part15.209_RSE(3m)	Engineer: Dillon Diao
Probe: AC2_BBHA9120D_1-18GHz	Polarity: Horizontal
EUT: GigaSpire	Power: AC 120V/60Hz
Test Mode: Transmit by 802.11ac-VHT80+80 at Channel 5530+5610MHz (Beam-Forming Mode)	

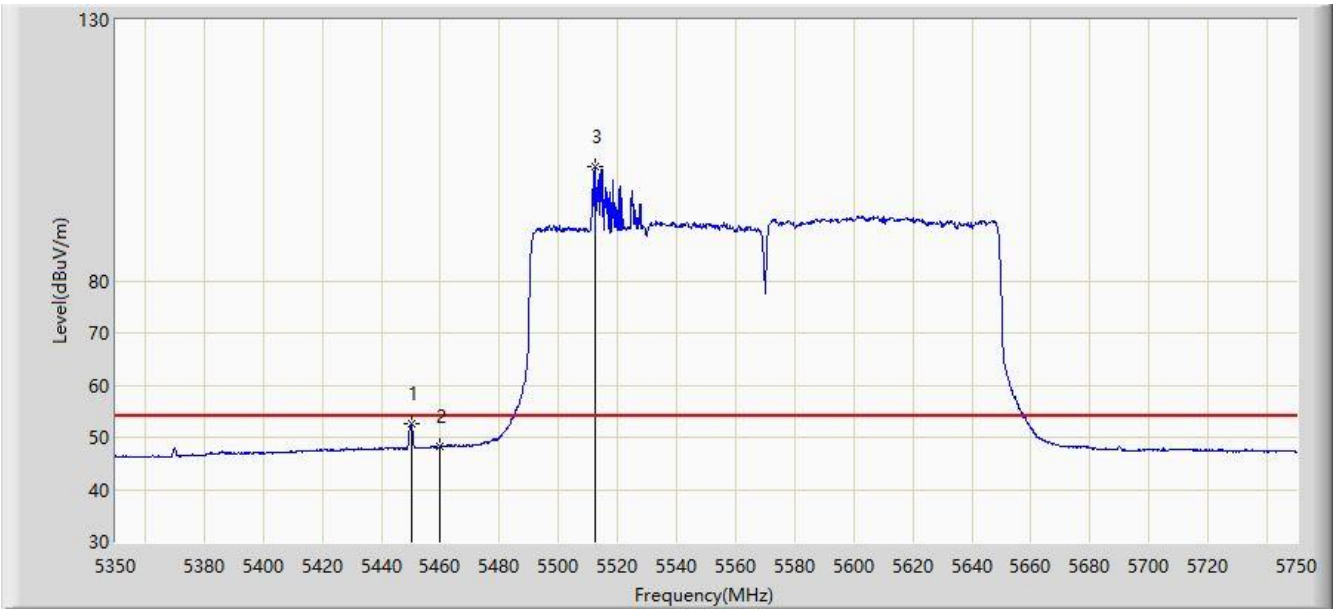

No	Flag	Mark	Frequency (MHz)	Measure Level (dBuV/m)	Reading Level (dBuV)	Margin (dB)	Limit (dBuV/m)	Factor (dB)	Type
1			5450.000	52.517	48.021	-1.483	54.000	4.495	AV
2			5460.000	48.190	43.750	-5.810	54.000	4.440	AV
3		*	5512.200	101.856	97.250	N/A	N/A	4.606	AV

Note: Measure Level (dBµV/m) = Reading Level (dBµV) + Factor (dB)

Factor (dB) = Cable Loss (dB) + Antenna Factor (dB/m) - Pre_Amplifier Gain (dB).

Site: AC2	Time: 2019/12/20 - 18:28
Limit: FCC_Part15.209_RSE(3m)	Engineer: Dillon Diao
Probe: AC2_BBHA9120D_1-18GHz	Polarity: Vertical
EUT: GigaSpire	Power: AC 120V/60Hz
Test Mode: Transmit by 802.11ac-VHT80+80 at Channel 5530+5610MHz (Beam-Forming Mode)	

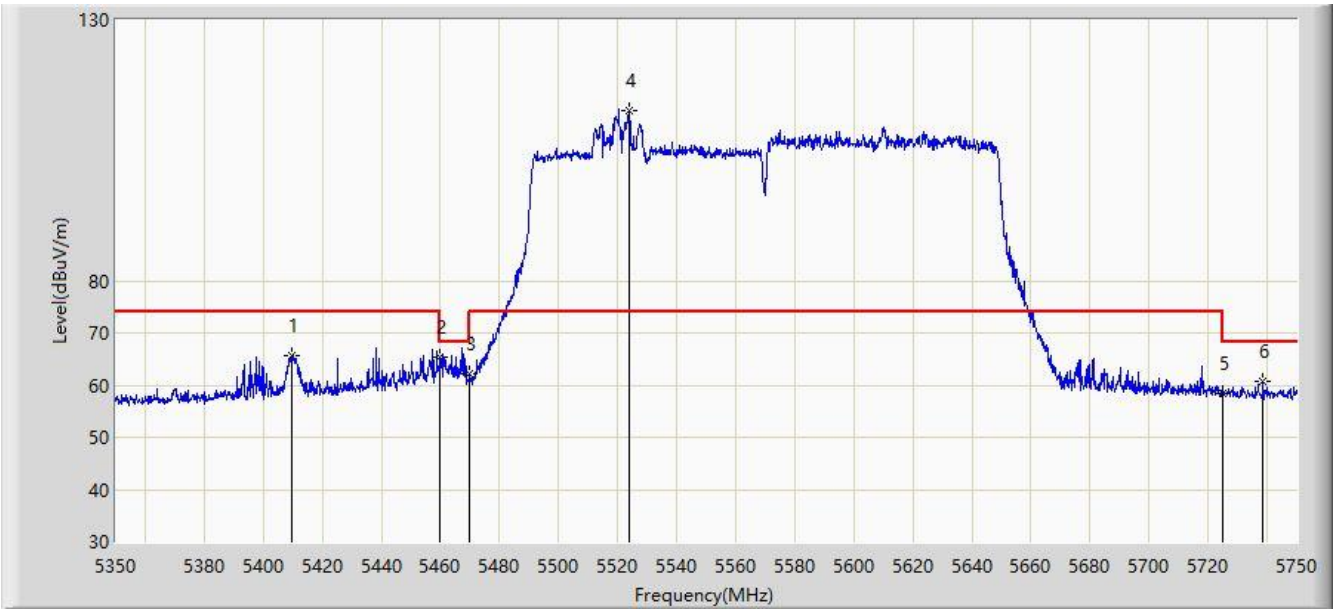

No	Flag	Mark	Frequency (MHz)	Measure Level (dBuV/m)	Reading Level (dBuV)	Margin (dB)	Limit (dBuV/m)	Factor (dB)	Type
1			5409.400	65.714	61.054	-8.286	74.000	4.660	PK
2			5460.000	65.473	61.033	-8.527	74.000	4.440	PK
3			5470.000	62.154	57.698	-6.046	68.200	4.455	PK
4		*	5523.800	112.492	107.638	N/A	N/A	4.853	PK
5			5725.000	58.370	52.892	-9.830	68.200	5.478	PK
6			5738.600	60.722	55.177	-7.478	68.200	5.545	PK

Note: Measure Level (dBμV/m) = Reading Level (dBμV) + Factor (dB)

Factor (dB) = Cable Loss (dB) + Antenna Factor (dB/m) - Pre_Amplifier Gain (dB).

Site: AC2	Time: 2019/12/20 - 18:37
Limit: FCC_Part15.209_RSE(3m)	Engineer: Dillon Diao
Probe: AC2_BBHA9120D_1-18GHz	Polarity: Vertical
EUT: GigaSpire	Power: AC 120V/60Hz
Test Mode: Transmit by 802.11ac-VHT80+80 at Channel 5530+5610MHz (Beam-Forming Mode)	

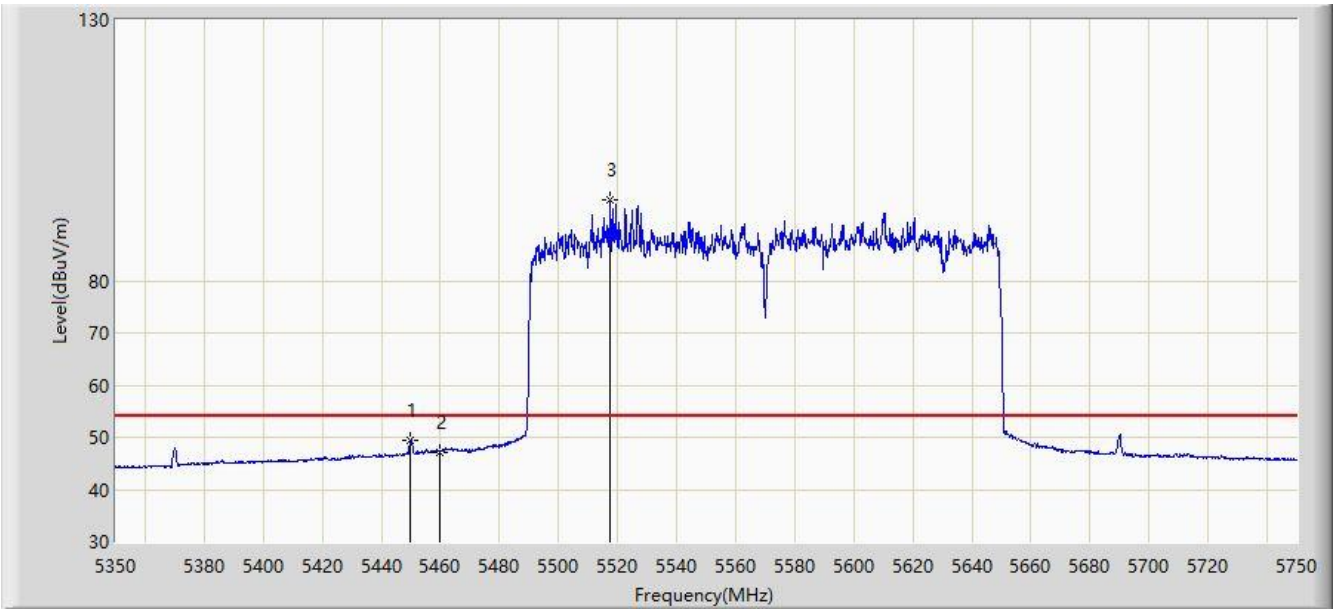

No	Flag	Mark	Frequency (MHz)	Measure Level (dBuV/m)	Reading Level (dBuV)	Margin (dB)	Limit (dBuV/m)	Factor (dB)	Type
1			5449.800	49.556	45.057	-4.444	54.000	4.499	AV
2			5460.000	47.228	42.788	-6.772	54.000	4.440	AV
3		*	5517.600	95.608	90.870	N/A	N/A	4.738	AV

Note: Measure Level (dBµV/m) = Reading Level (dBµV) + Factor (dB)

Factor (dB) = Cable Loss (dB) + Antenna Factor (dB/m) - Pre_Amplifier Gain (dB).

Site: AC1	Time: 2019/12/11 - 02:15
Limit: FCC_Part15.209_RSE(3m)	Engineer: Dillon Diao
Probe: AC1_BBHA9120D_1-18GHz	Polarity: Horizontal
EUT: GigaSpire	Power: AC 120V/60Hz
Test Mode: Transmit by 802.11ax-HE20 at Channel 5320MHz (Beam-Forming Mode)	

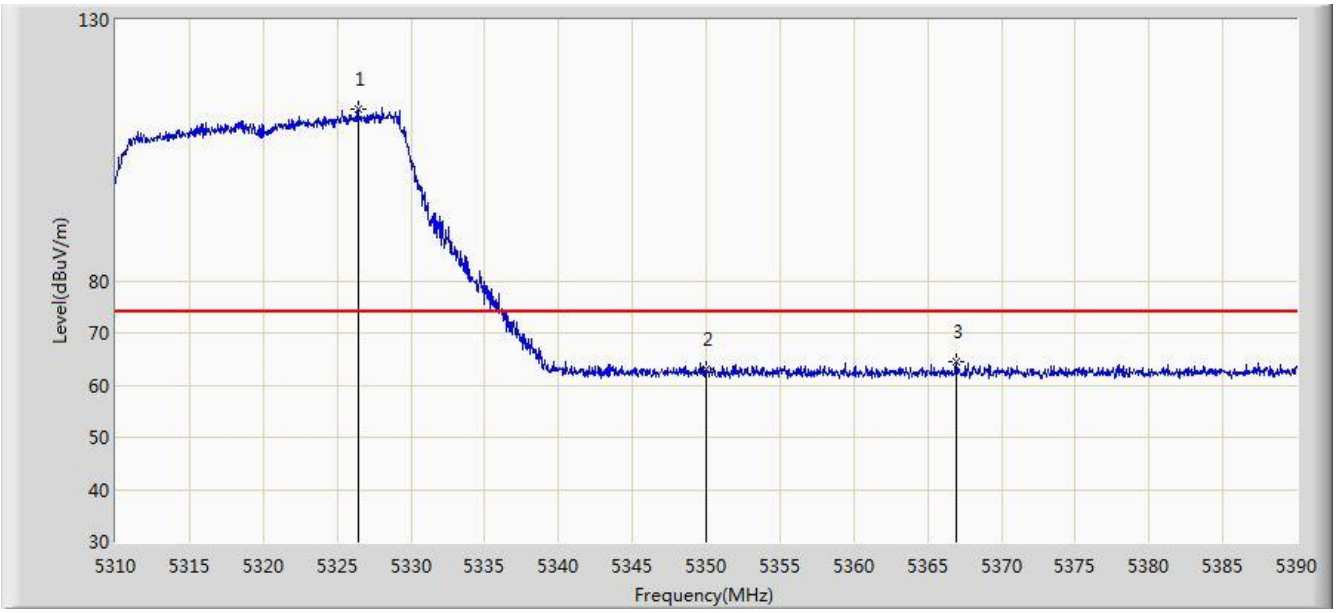

No	Flag	Mark	Frequency (MHz)	Measure Level (dBuV/m)	Reading Level (dBuV)	Margin (dB)	Limit (dBuV/m)	Factor (dB)	Type
1		*	5326.400	112.793	106.126	N/A	N/A	6.667	PK
2			5350.000	63.071	56.443	-10.929	74.000	6.629	PK
3			5366.920	64.563	57.968	-9.437	74.000	6.595	PK

Note: Measure Level (dBµV/m) = Reading Level (dBµV) + Factor (dB)

Factor (dB) = Cable Loss (dB) + Antenna Factor (dB/m) - Pre_Amplifier Gain (dB).

Site: AC1	Time: 2019/12/11 - 02:17
Limit: FCC_Part15.209_RSE(3m)	Engineer: Dillon Diao
Probe: AC1_BBHA9120D_1-18GHz	Polarity: Horizontal
EUT: GigaSpire	Power: AC 120V/60Hz
Test Mode: Transmit by 802.11ax-HE20 at Channel 5320MHz (Beam-Forming Mode)	

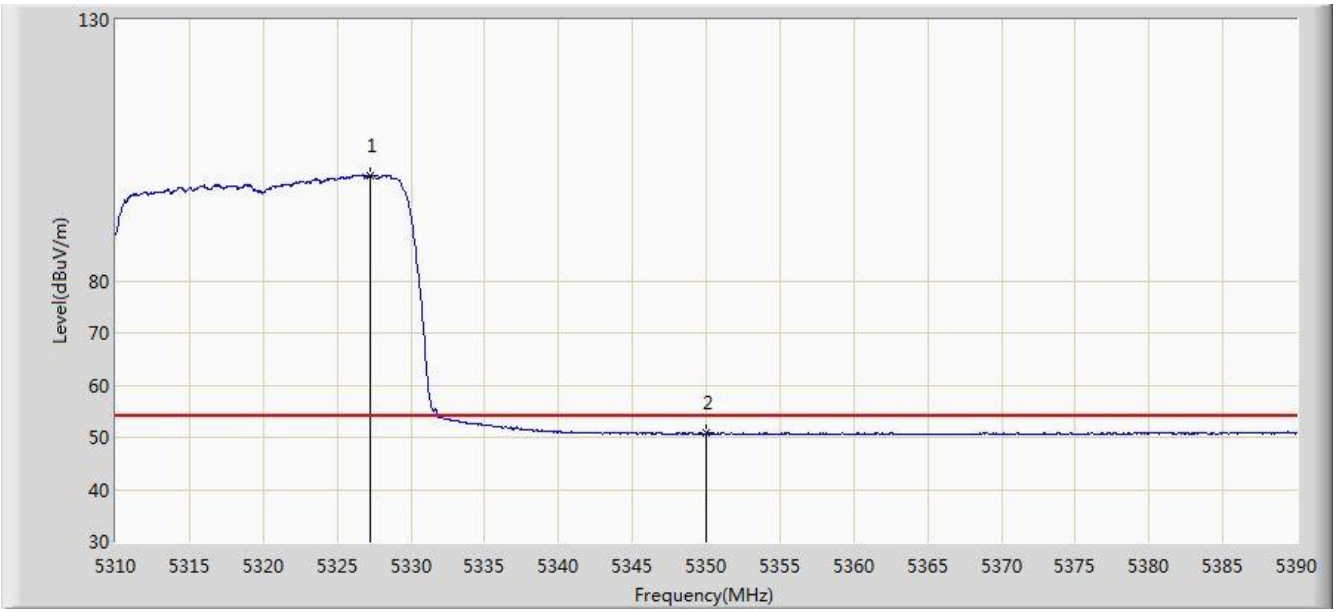

No	Flag	Mark	Frequency (MHz)	Measure Level (dBuV/m)	Reading Level (dBuV)	Margin (dB)	Limit (dBuV/m)	Factor (dB)	Type
1		*	5327.240	100.140	93.467	N/A	N/A	6.673	AV
2			5350.000	50.793	44.165	-3.207	54.000	6.629	AV

Note: Measure Level (dBμV/m) = Reading Level (dBμV) + Factor (dB)

Factor (dB) = Cable Loss (dB) + Antenna Factor (dB/m) - Pre_Amplifier Gain (dB).

Site: AC1	Time: 2019/12/11 - 02:17
Limit: FCC_Part15.209_RSE(3m)	Engineer: Dillon Diao
Probe: AC1_BBHA9120D_1-18GHz	Polarity: Vertical
EUT: GigaSpire	Power: AC 120V/60Hz
Test Mode: Transmit by 802.11ax-HE20 at Channel 5320MHz (Beam-Forming Mode)	

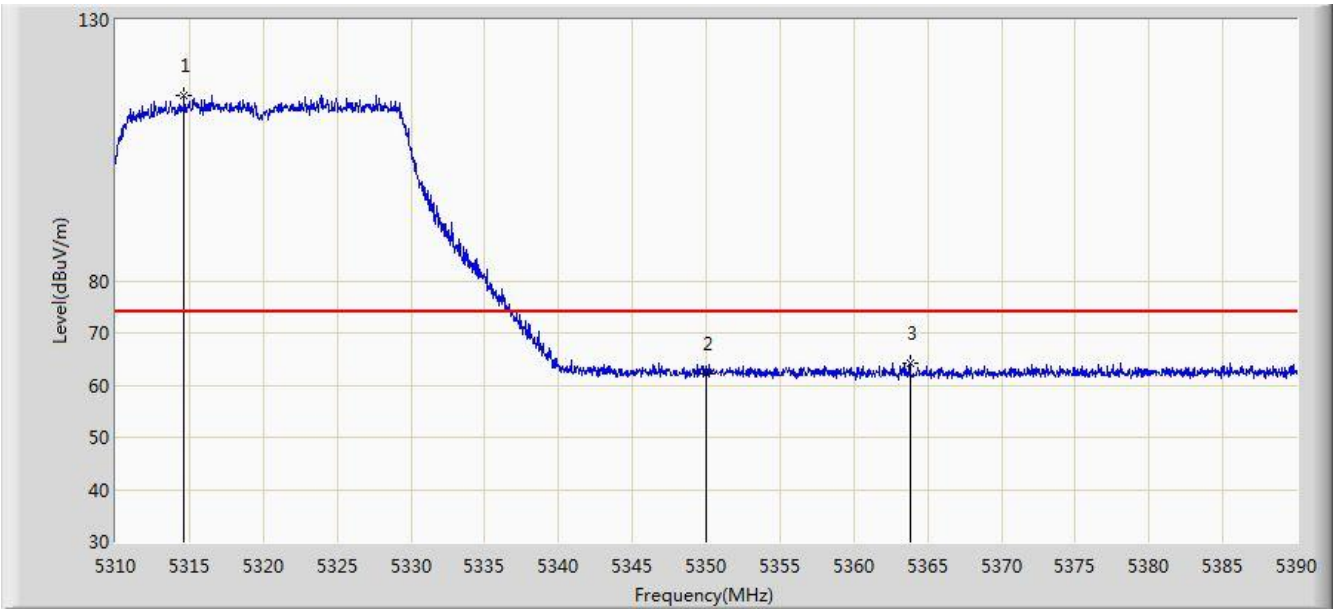

No	Flag	Mark	Frequency (MHz)	Measure Level (dBuV/m)	Reading Level (dBuV)	Margin (dB)	Limit (dBuV/m)	Factor (dB)	Type
1		*	5314.640	115.617	109.002	N/A	N/A	6.616	PK
2			5350.000	62.179	55.551	-11.821	74.000	6.629	PK
3			5363.800	64.124	57.524	-9.876	74.000	6.599	PK

Note: Measure Level (dBµV/m) = Reading Level (dBµV) + Factor (dB)

Factor (dB) = Cable Loss (dB) + Antenna Factor (dB/m) - Pre_Amplifier Gain (dB).

Site: AC1	Time: 2019/12/11 - 02:18
Limit: FCC_Part15.209_RSE(3m)	Engineer: Dillon Diao
Probe: AC1_BBHA9120D_1-18GHz	Polarity: Vertical
EUT: GigaSpire	Power: AC 120V/60Hz
Test Mode: Transmit by 802.11ax-HE20 at Channel 5320MHz (Beam-Forming Mode)	

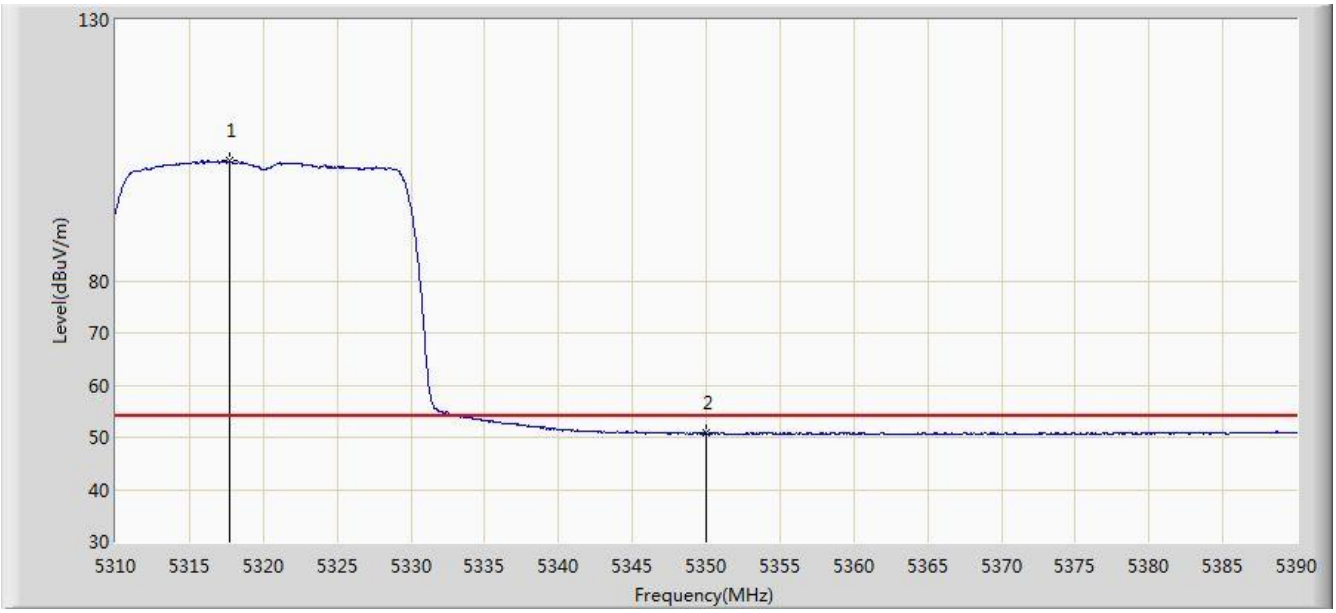

No	Flag	Mark	Frequency (MHz)	Measure Level (dBuV/m)	Reading Level (dBuV)	Margin (dB)	Limit (dBuV/m)	Factor (dB)	Type
1		*	5317.680	102.902	96.293	N/A	N/A	6.610	AV
2			5350.000	50.755	44.127	-3.245	54.000	6.629	AV

Note: Measure Level (dBµV/m) = Reading Level (dBµV) + Factor (dB)

Factor (dB) = Cable Loss (dB) + Antenna Factor (dB/m) - Pre_Amplifier Gain (dB).

Site: AC1	Time: 2019/12/11 - 02:19
Limit: FCC_Part15.209_RSE(3m)	Engineer: Dillon Diao
Probe: AC1_BBHA9120D_1-18GHz	Polarity: Horizontal
EUT: GigaSpire	Power: AC 120V/60Hz
Test Mode: Transmit by 802.11ax-HE20 at Channel 5500MHz (Beam-Forming Mode)	

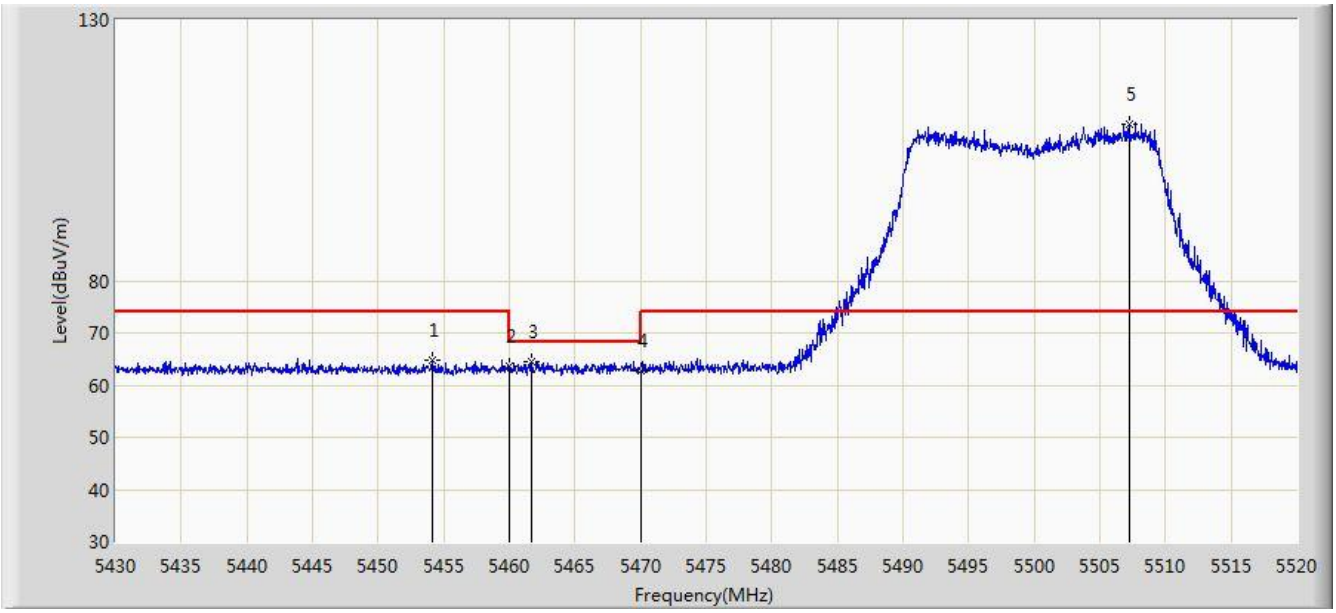

No	Flag	Mark	Frequency (MHz)	Measure Level (dBuV/m)	Reading Level (dBuV)	Margin (dB)	Limit (dBuV/m)	Factor (dB)	Type
1			5454.120	64.823	57.869	-9.177	74.000	6.954	PK
2			5460.000	63.479	56.502	-10.521	74.000	6.978	PK
3			5461.725	64.628	57.644	-3.572	68.200	6.984	PK
4			5470.000	62.752	55.735	-5.448	68.200	7.016	PK
5		*	5507.265	110.006	102.718	N/A	N/A	7.289	PK

Note: Measure Level (dBμV/m) = Reading Level (dBμV) + Factor (dB)

Factor (dB) = Cable Loss (dB) + Antenna Factor (dB/m) - Pre_Amplifier Gain (dB).

Site: AC1	Time: 2019/12/11 - 02:21
Limit: FCC_Part15.209_RSE(3m)	Engineer: Dillon Diao
Probe: AC1_BBHA9120D_1-18GHz	Polarity: Horizontal
EUT: GigaSpire	Power: AC 120V/60Hz
Test Mode: Transmit by 802.11ax-HE20 at Channel 5500MHz (Beam-Forming Mode)	

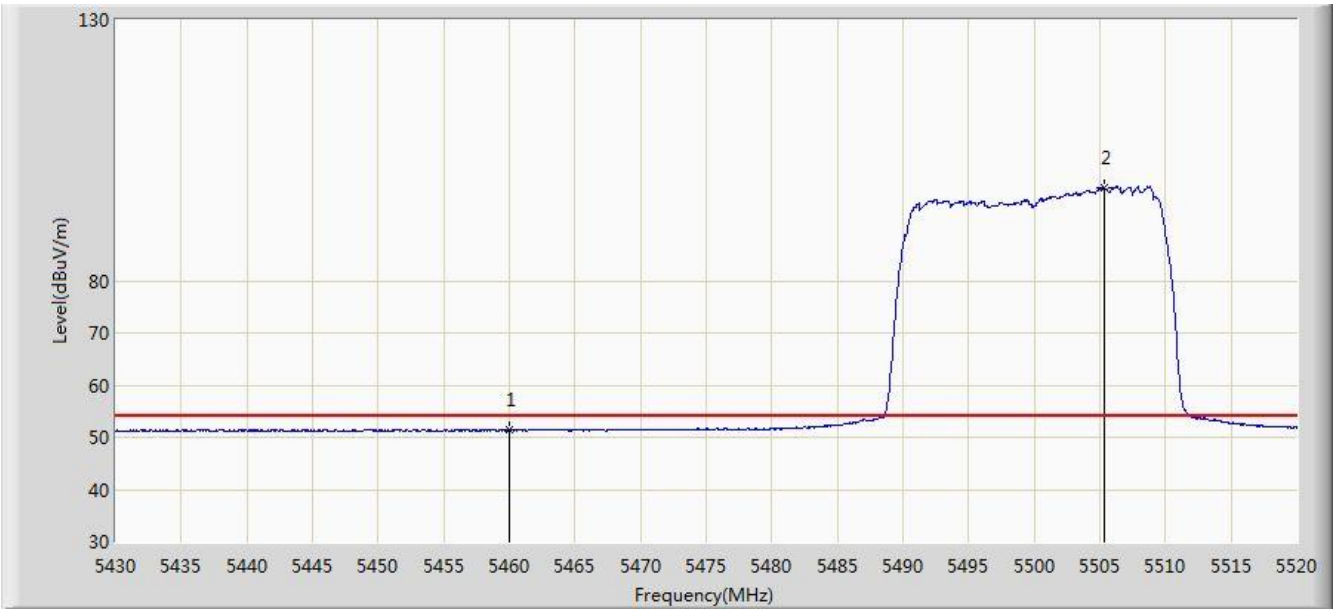

No	Flag	Mark	Frequency (MHz)	Measure Level (dBuV/m)	Reading Level (dBuV)	Margin (dB)	Limit (dBuV/m)	Factor (dB)	Type
1			5460.000	51.351	44.374	-2.649	54.000	6.978	AV
2		*	5505.375	97.936	90.620	N/A	N/A	7.316	AV

Note: Measure Level (dBμV/m) = Reading Level (dBμV) + Factor (dB)

Factor (dB) = Cable Loss (dB) + Antenna Factor (dB/m) - Pre_Amplifier Gain (dB).

Site: AC1	Time: 2019/12/11 - 02:22
Limit: FCC_Part15.209_RSE(3m)	Engineer: Dillon Diao
Probe: AC1_BBHA9120D_1-18GHz	Polarity: Vertical
EUT: GigaSpire	Power: AC 120V/60Hz
Test Mode: Transmit by 802.11ax-HE20 at Channel 5500MHz (Beam-Forming Mode)	

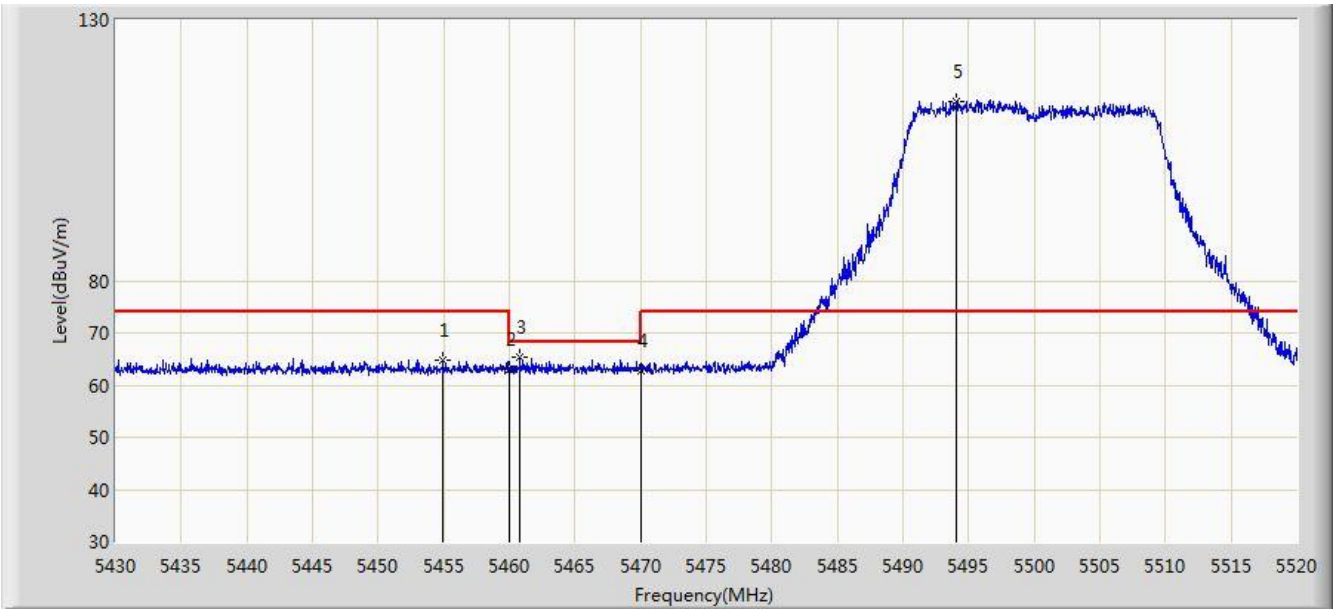

No	Flag	Mark	Frequency (MHz)	Measure Level (dBuV/m)	Reading Level (dBuV)	Margin (dB)	Limit (dBuV/m)	Factor (dB)	Type
1			5454.975	64.665	57.708	-9.335	74.000	6.958	PK
2			5460.000	63.081	56.104	-10.919	74.000	6.978	PK
3			5460.780	65.307	58.327	-2.893	68.200	6.980	PK
4			5470.000	62.888	55.871	-5.312	68.200	7.016	PK
5		*	5494.080	114.416	107.210	N/A	N/A	7.205	PK

Note: Measure Level (dBμV/m) = Reading Level (dBμV) + Factor (dB)

Factor (dB) = Cable Loss (dB) + Antenna Factor (dB/m) - Pre_Amplifier Gain (dB).

Site: AC1	Time: 2019/12/11 - 02:23
Limit: FCC_Part15.209_RSE(3m)	Engineer: Dillon Diao
Probe: AC1_BBHA9120D_1-18GHz	Polarity: Vertical
EUT: GigaSpire	Power: AC 120V/60Hz
Test Mode: Transmit by 802.11ax-HE20 at Channel 5500MHz (Beam-Forming Mode)	

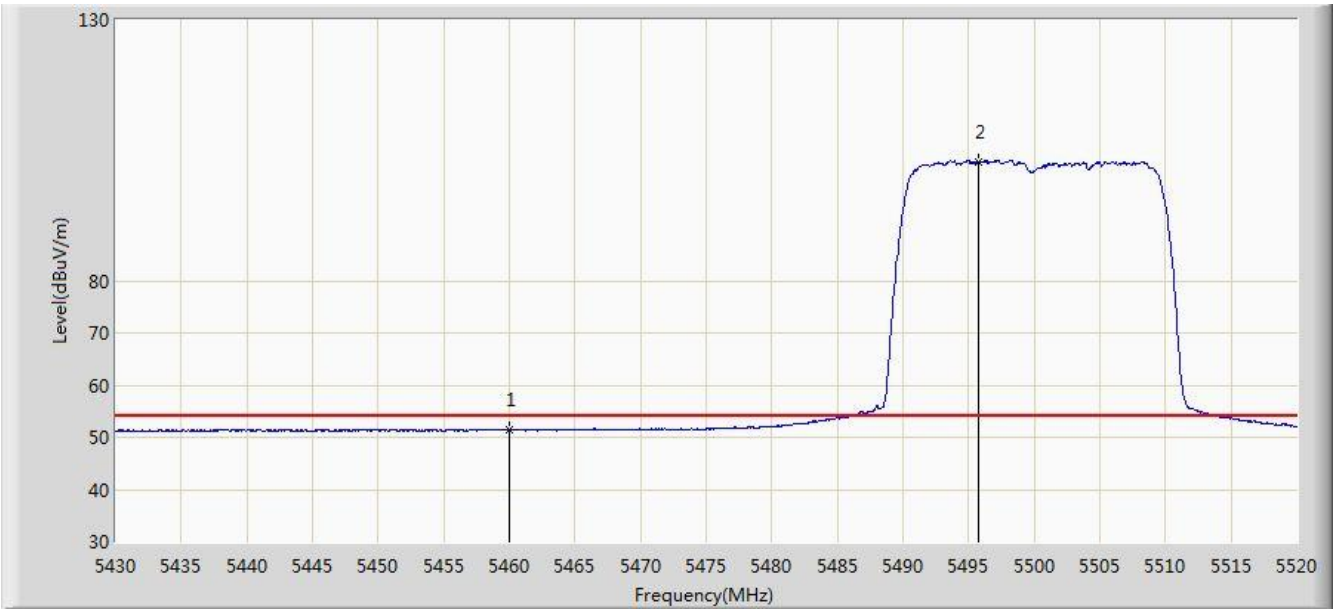

No	Flag	Mark	Frequency (MHz)	Measure Level (dBuV/m)	Reading Level (dBuV)	Margin (dB)	Limit (dBuV/m)	Factor (dB)	Type
1			5460.000	51.367	44.390	-2.633	54.000	6.978	AV
2		*	5495.790	102.873	95.649	N/A	N/A	7.224	AV

Note: Measure Level (dBμV/m) = Reading Level (dBμV) + Factor (dB)

Factor (dB) = Cable Loss (dB) + Antenna Factor (dB/m) - Pre_Amplifier Gain (dB).

Site: AC1	Time: 2019/12/11 - 02:26
Limit: FCC_Part15.209_RSE(3m)	Engineer: Dillon Diao
Probe: AC1_BBHA9120D_1-18GHz	Polarity: Horizontal
EUT: GigaSpire	Power: AC 120V/60Hz
Test Mode: Transmit by 802.11ax-HE20 at Channel 5700MHz (Beam-Forming Mode)	

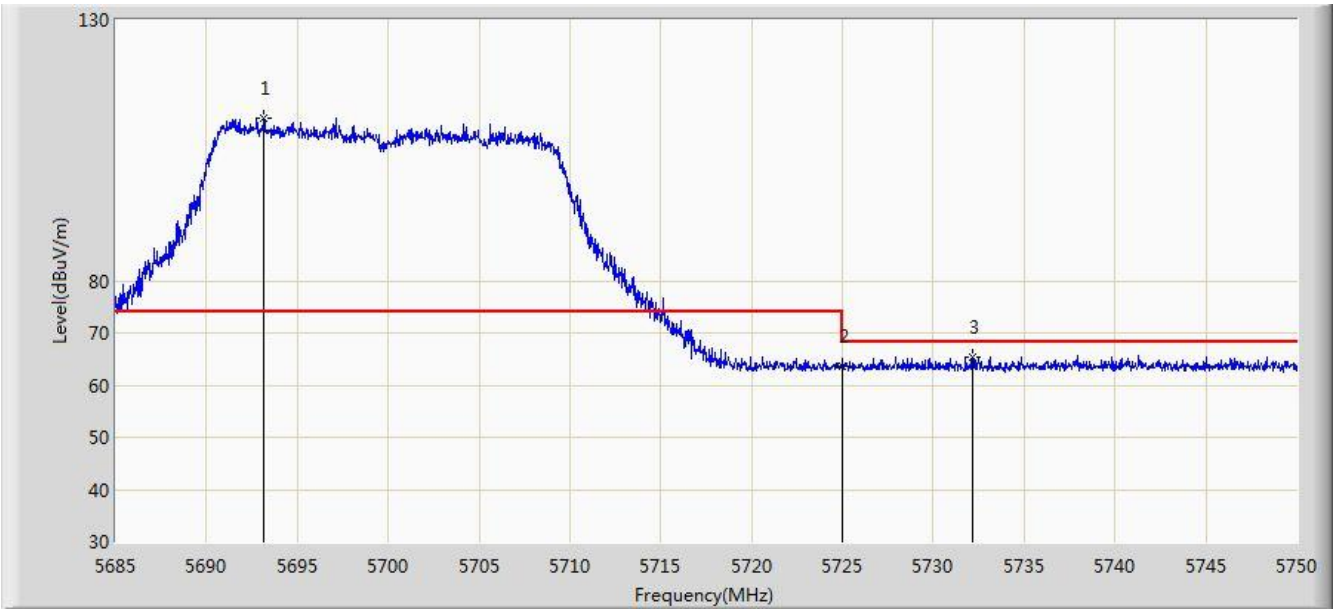

No	Flag	Mark	Frequency (MHz)	Measure Level (dBuV/m)	Reading Level (dBuV)	Margin (dB)	Limit (dBuV/m)	Factor (dB)	Type
1		*	5693.158	111.214	103.944	N/A	N/A	7.270	PK
2			5725.000	63.656	56.324	-4.544	68.200	7.332	PK
3			5732.125	65.313	57.933	-2.887	68.200	7.380	PK

Note: Measure Level (dBµV/m) = Reading Level (dBµV) + Factor (dB)

Factor (dB) = Cable Loss (dB) + Antenna Factor (dB/m) - Pre_Amplifier Gain (dB).

Site: AC1	Time: 2019/12/11 - 02:27
Limit: FCC_Part15.209_RSE(3m)	Engineer: Dillon Diao
Probe: AC1_BBHA9120D_1-18GHz	Polarity: Vertical
EUT: GigaSpire	Power: AC 120V/60Hz
Test Mode: Transmit by 802.11ax-HE20 at Channel 5700MHz (Beam-Forming Mode)	

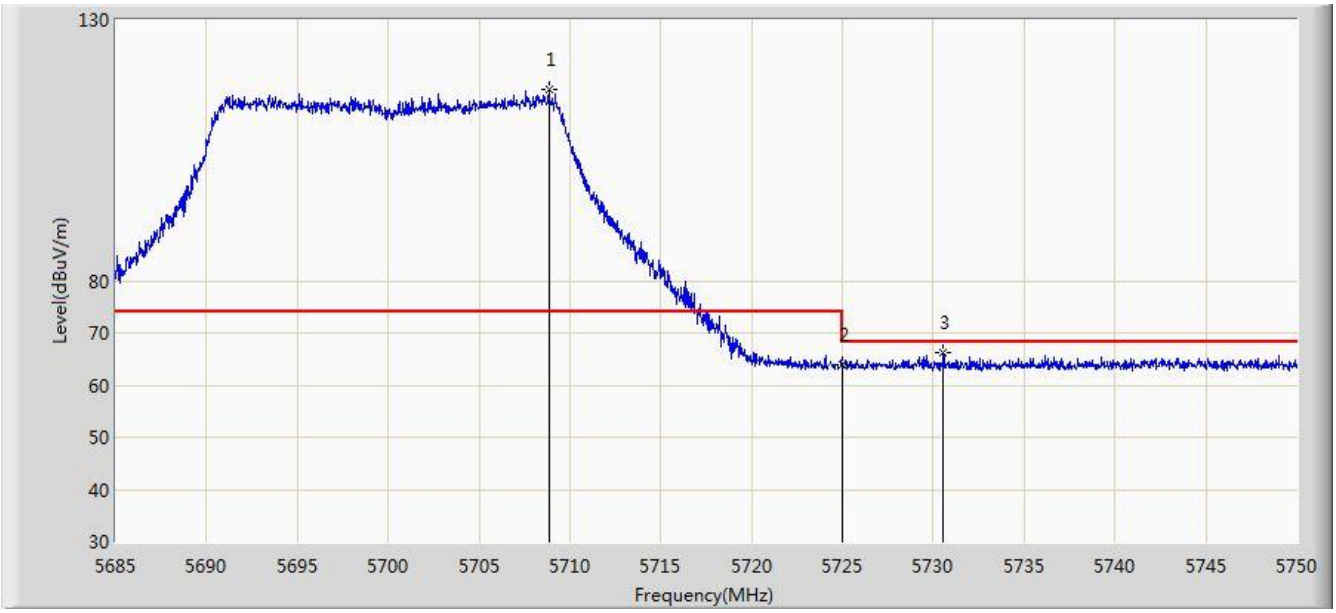

No	Flag	Mark	Frequency (MHz)	Measure Level (dBuV/m)	Reading Level (dBuV)	Margin (dB)	Limit (dBuV/m)	Factor (dB)	Type
1		*	5708.855	116.545	109.401	N/A	N/A	7.144	PK
2			5725.000	64.003	56.671	-4.197	68.200	7.332	PK
3			5730.565	66.239	58.868	-1.961	68.200	7.370	PK

Note: Measure Level (dBµV/m) = Reading Level (dBµV) + Factor (dB)

Factor (dB) = Cable Loss (dB) + Antenna Factor (dB/m) - Pre_Amplifier Gain (dB).

Site: AC1	Time: 2019/12/11 - 03:04
Limit: FCC_Part15.209_RSE(3m)	Engineer: Dillon Diao
Probe: AC1_BBHA9120D_1-18GHz	Polarity: Horizontal
EUT: GigaSpire	Power: AC 120V/60Hz
Test Mode: Transmit by 802.11ax-HE40 at Channel 5310MHz (Beam-Forming Mode)	

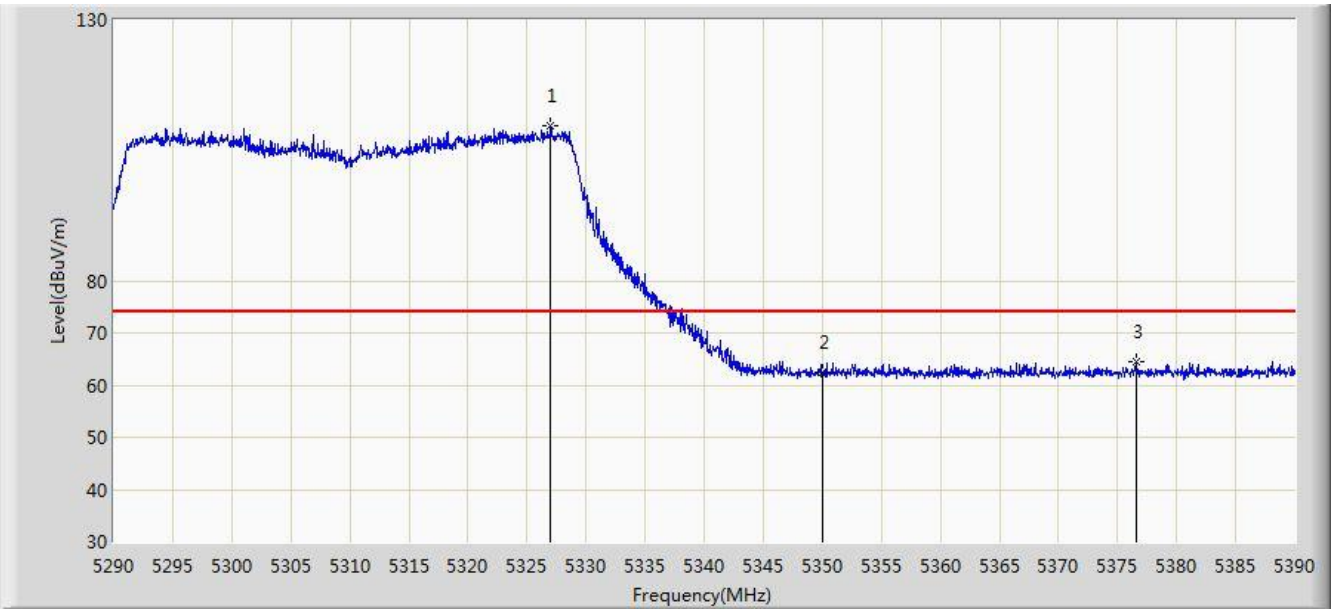

No	Flag	Mark	Frequency (MHz)	Measure Level (dBuV/m)	Reading Level (dBuV)	Margin (dB)	Limit (dBuV/m)	Factor (dB)	Type
1		*	5327.000	109.701	103.030	N/A	N/A	6.671	PK
2			5350.000	62.561	55.933	-11.439	74.000	6.629	PK
3			5376.550	64.503	57.844	-9.497	74.000	6.659	PK

Note: Measure Level (dBµV/m) = Reading Level (dBµV) + Factor (dB)

Factor (dB) = Cable Loss (dB) + Antenna Factor (dB/m) - Pre_Amplifier Gain (dB).

Site: AC1	Time: 2019/12/11 - 03:06
Limit: FCC_Part15.209_RSE(3m)	Engineer: Dillon Diao
Probe: AC1_BBHA9120D_1-18GHz	Polarity: Horizontal
EUT: GigaSpire	Power: AC 120V/60Hz
Test Mode: Transmit by 802.11ax-HE40 at Channel 5310MHz (Beam-Forming Mode)	

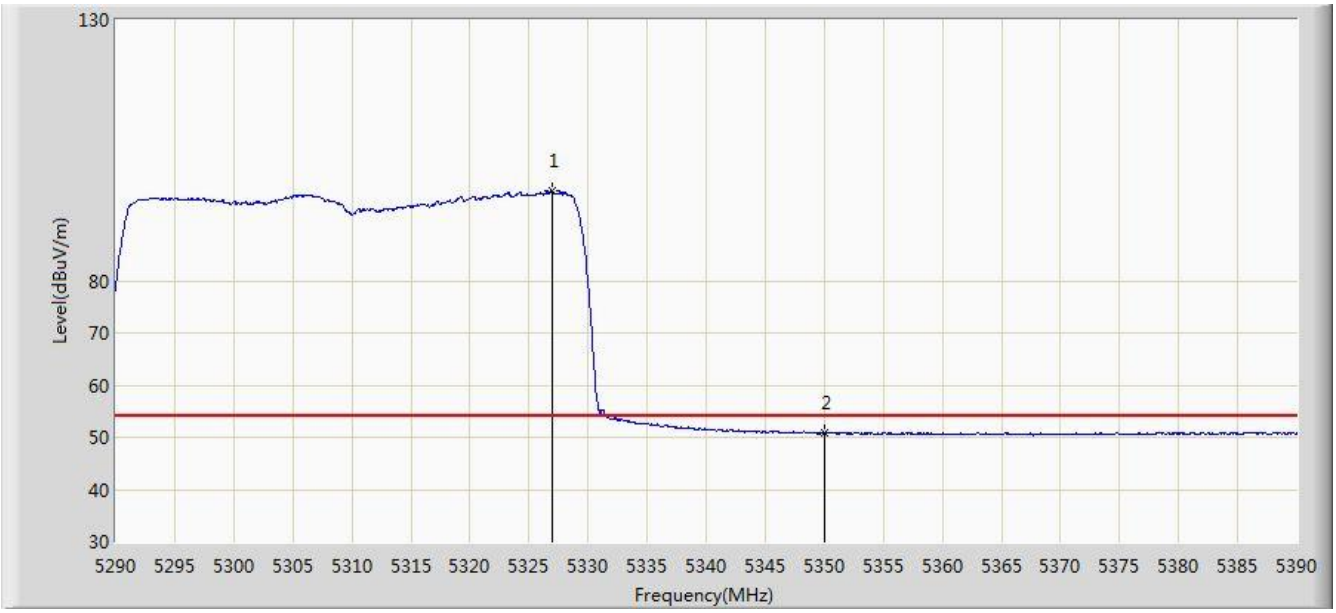

No	Flag	Mark	Frequency (MHz)	Measure Level (dBuV/m)	Reading Level (dBuV)	Margin (dB)	Limit (dBuV/m)	Factor (dB)	Type
1		*	5326.950	97.155	90.484	N/A	N/A	6.670	AV
2			5350.000	50.786	44.158	-3.214	54.000	6.629	AV

Note: Measure Level (dBµV/m) = Reading Level (dBµV) + Factor (dB)

Factor (dB) = Cable Loss (dB) + Antenna Factor (dB/m) - Pre_Amplifier Gain (dB).

Site: AC1	Time: 2019/12/11 - 03:06
Limit: FCC_Part15.209_RSE(3m)	Engineer: Dillon Diao
Probe: AC1_BBHA9120D_1-18GHz	Polarity: Vertical
EUT: GigaSpire	Power: AC 120V/60Hz
Test Mode: Transmit by 802.11ax-HE40 at Channel 5310MHz (Beam-Forming Mode)	

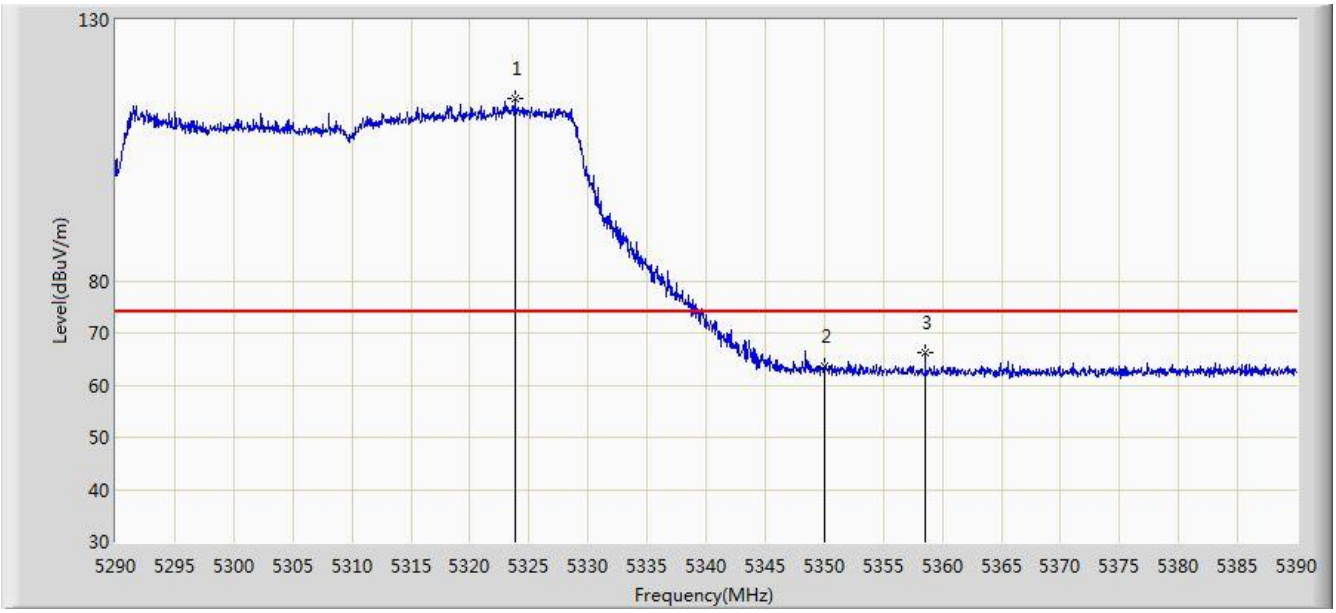

No	Flag	Mark	Frequency (MHz)	Measure Level (dBuV/m)	Reading Level (dBuV)	Margin (dB)	Limit (dBuV/m)	Factor (dB)	Type
1		*	5323.800	114.985	108.336	N/A	N/A	6.649	PK
2			5350.000	63.502	56.874	-10.498	74.000	6.629	PK
3			5358.550	66.121	59.514	-7.879	74.000	6.607	PK

Note: Measure Level (dBµV/m) = Reading Level (dBµV) + Factor (dB)

Factor (dB) = Cable Loss (dB) + Antenna Factor (dB/m) - Pre_Amplifier Gain (dB).

Site: AC1	Time: 2019/12/11 - 03:07
Limit: FCC_Part15.209_RSE(3m)	Engineer: Dillon Diao
Probe: AC1_BBHA9120D_1-18GHz	Polarity: Vertical
EUT: GigaSpire	Power: AC 120V/60Hz
Test Mode: Transmit by 802.11ax-HE40 at Channel 5310MHz (Beam-Forming Mode)	

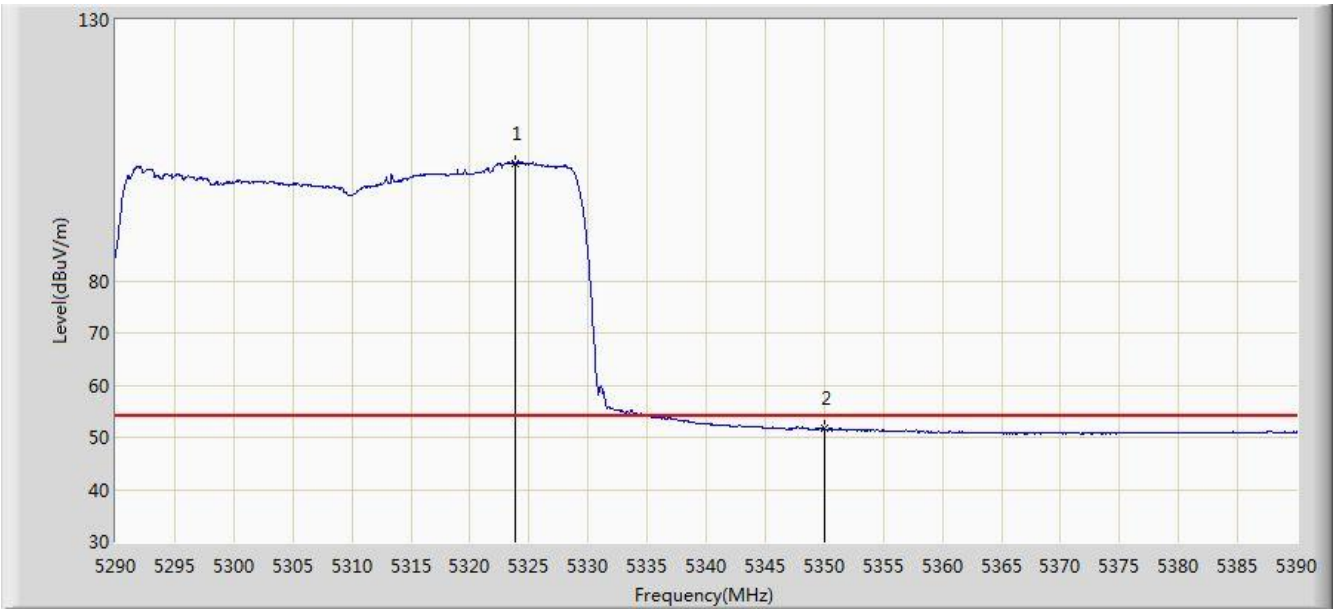

No	Flag	Mark	Frequency (MHz)	Measure Level (dBuV/m)	Reading Level (dBuV)	Margin (dB)	Limit (dBuV/m)	Factor (dB)	Type
1		*	5323.850	102.568	95.919	N/A	N/A	6.650	AV
2			5350.000	51.609	44.981	-2.391	54.000	6.629	AV

Note: Measure Level (dBμV/m) = Reading Level (dBμV) + Factor (dB)

Factor (dB) = Cable Loss (dB) + Antenna Factor (dB/m) - Pre_Amplifier Gain (dB).

Site: AC1	Time: 2019/12/11 - 03:09
Limit: FCC_Part15.209_RSE(3m)	Engineer: Dillon Diao
Probe: AC1_BBHA9120D_1-18GHz	Polarity: Horizontal
EUT: GigaSpire	Power: AC 120V/60Hz
Test Mode: Transmit by 802.11ax-HE40 at Channel 5510MHz (Beam-Forming Mode)	

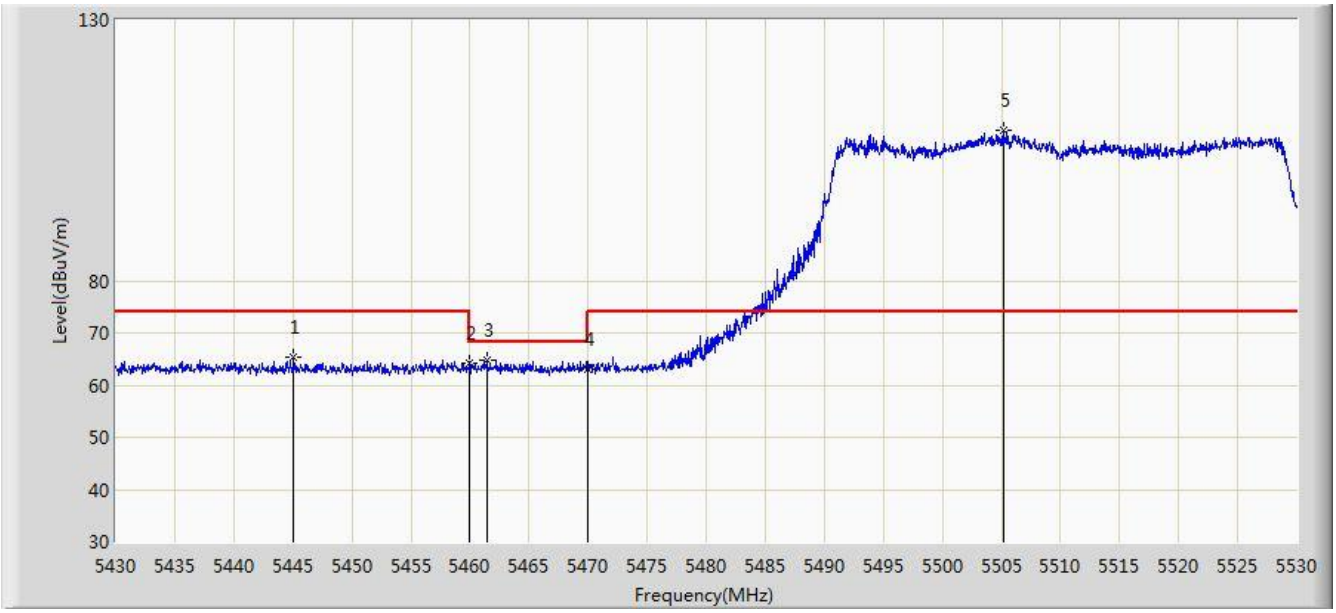

No	Flag	Mark	Frequency (MHz)	Measure Level (dBuV/m)	Reading Level (dBuV)	Margin (dB)	Limit (dBuV/m)	Factor (dB)	Type
1			5445.100	65.327	58.341	-8.673	74.000	6.987	PK
2			5460.000	64.318	57.341	-9.682	74.000	6.978	PK
3			5461.450	64.772	57.789	-3.428	68.200	6.983	PK
4			5470.000	63.035	56.018	-5.165	68.200	7.016	PK
5		*	5505.250	108.903	101.585	N/A	N/A	7.318	PK

Note: Measure Level (dBμV/m) = Reading Level (dBμV) + Factor (dB)

Factor (dB) = Cable Loss (dB) + Antenna Factor (dB/m) - Pre_Amplifier Gain (dB).

Site: AC1	Time: 2019/12/11 - 03:11
Limit: FCC_Part15.209_RSE(3m)	Engineer: Dillon Diao
Probe: AC1_BBHA9120D_1-18GHz	Polarity: Horizontal
EUT: GigaSpire	Power: AC 120V/60Hz
Test Mode: Transmit by 802.11ax-HE40 at Channel 5510MHz (Beam-Forming Mode)	

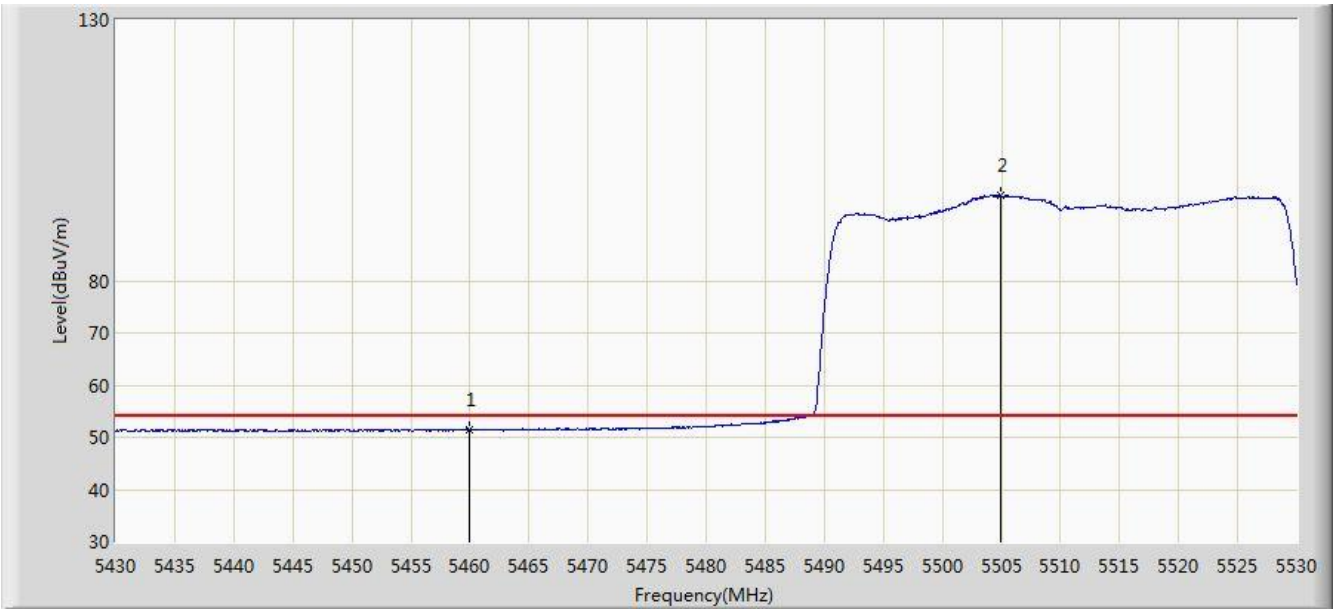

No	Flag	Mark	Frequency (MHz)	Measure Level (dBuV/m)	Reading Level (dBuV)	Margin (dB)	Limit (dBuV/m)	Factor (dB)	Type
1			5460.000	51.439	44.462	-2.561	54.000	6.978	AV
2		*	5504.900	96.305	88.985	N/A	N/A	7.321	AV

Note: Measure Level (dBµV/m) = Reading Level (dBµV) + Factor (dB)

Factor (dB) = Cable Loss (dB) + Antenna Factor (dB/m) - Pre_Amplifier Gain (dB).

Site: AC1	Time: 2019/12/11 - 03:12
Limit: FCC_Part15.209_RSE(3m)	Engineer: Dillon Diao
Probe: AC1_BBHA9120D_1-18GHz	Polarity: Vertical
EUT: GigaSpire	Power: AC 120V/60Hz
Test Mode: Transmit by 802.11ax-HE40 at Channel 5510MHz (Beam-Forming Mode)	

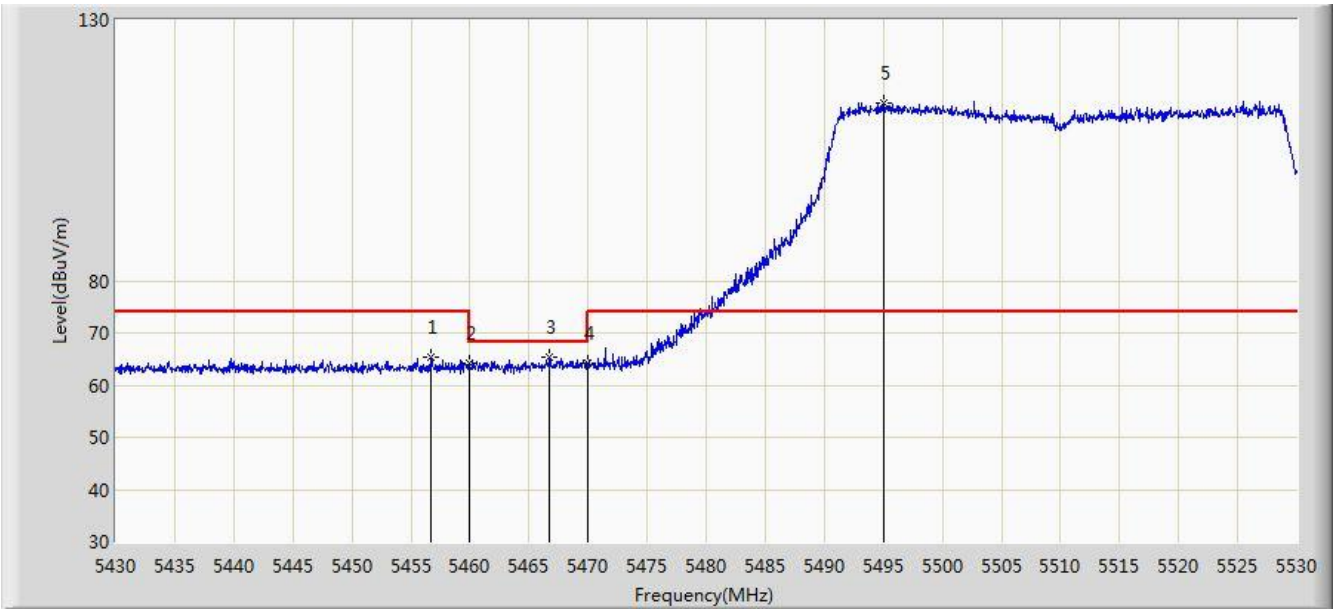

No	Flag	Mark	Frequency (MHz)	Measure Level (dBuV/m)	Reading Level (dBuV)	Margin (dB)	Limit (dBuV/m)	Factor (dB)	Type
1			5456.750	65.249	58.285	-8.751	74.000	6.964	PK
2			5460.000	64.079	57.102	-9.921	74.000	6.978	PK
3			5466.750	65.440	58.436	-2.760	68.200	7.004	PK
4			5470.000	64.084	57.067	-4.116	68.200	7.016	PK
5		*	5495.000	114.024	106.809	N/A	N/A	7.215	PK

Note: Measure Level (dBμV/m) = Reading Level (dBμV) + Factor (dB)

Factor (dB) = Cable Loss (dB) + Antenna Factor (dB/m) - Pre_Amplifier Gain (dB).

Site: AC1	Time: 2019/12/11 - 03:12
Limit: FCC_Part15.209_RSE(3m)	Engineer: Dillon Diao
Probe: AC1_BBHA9120D_1-18GHz	Polarity: Vertical
EUT: GigaSpire	Power: AC 120V/60Hz
Test Mode: Transmit by 802.11ax-HE40 at Channel 5510MHz (Beam-Forming Mode)	

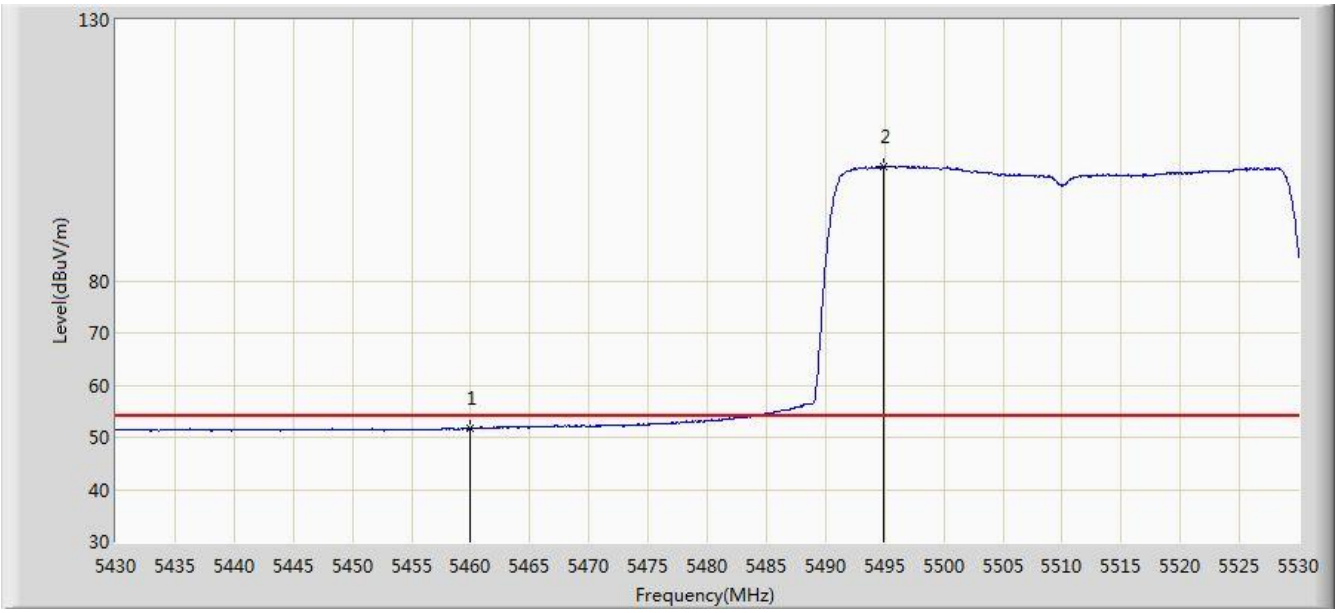

No	Flag	Mark	Frequency (MHz)	Measure Level (dBuV/m)	Reading Level (dBuV)	Margin (dB)	Limit (dBuV/m)	Factor (dB)	Type
1			5460.000	51.721	44.744	-2.279	54.000	6.978	AV
2		*	5494.850	101.977	94.763	N/A	N/A	7.214	AV

Note: Measure Level (dBμV/m) = Reading Level (dBμV) + Factor (dB)

Factor (dB) = Cable Loss (dB) + Antenna Factor (dB/m) - Pre_Amplifier Gain (dB).

Site: AC1	Time: 2019/12/11 - 03:14
Limit: FCC_Part15.209_RSE(3m)	Engineer: Dillon Diao
Probe: AC1_BBHA9120D_1-18GHz	Polarity: Horizontal
EUT: GigaSpire	Power: AC 120V/60Hz
Test Mode: Transmit by 802.11ax-HE40 at Channel 5670MHz (Beam-Forming Mode)	

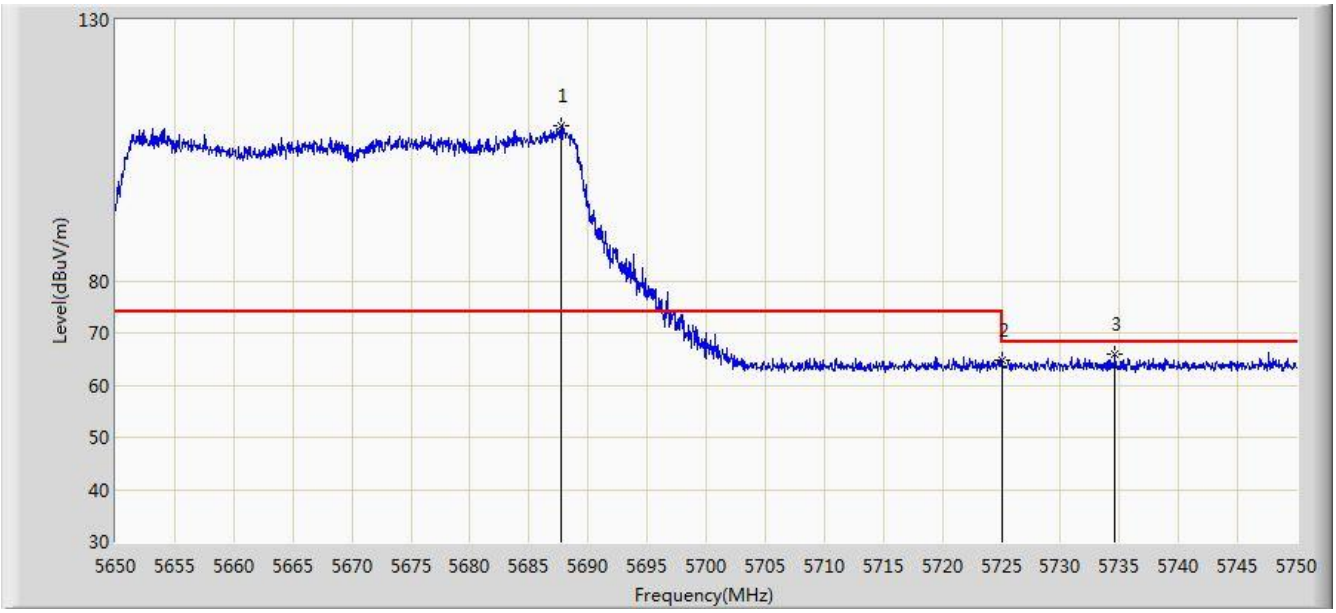

No	Flag	Mark	Frequency (MHz)	Measure Level (dBuV/m)	Reading Level (dBuV)	Margin (dB)	Limit (dBuV/m)	Factor (dB)	Type
1		*	5687.750	109.651	102.363	N/A	N/A	7.288	PK
2			5725.000	64.718	57.386	-3.482	68.200	7.332	PK
3			5734.600	65.939	58.544	-2.261	68.200	7.396	PK

Note: Measure Level (dBµV/m) = Reading Level (dBµV) + Factor (dB)

Factor (dB) = Cable Loss (dB) + Antenna Factor (dB/m) - Pre_Amplifier Gain (dB).

Site: AC1	Time: 2019/12/11 - 03:15
Limit: FCC_Part15.209_RSE(3m)	Engineer: Dillon Diao
Probe: AC1_BBHA9120D_1-18GHz	Polarity: Vertical
EUT: GigaSpire	Power: AC 120V/60Hz
Test Mode: Transmit by 802.11ax-HE40 at Channel 5670MHz (Beam-Forming Mode)	

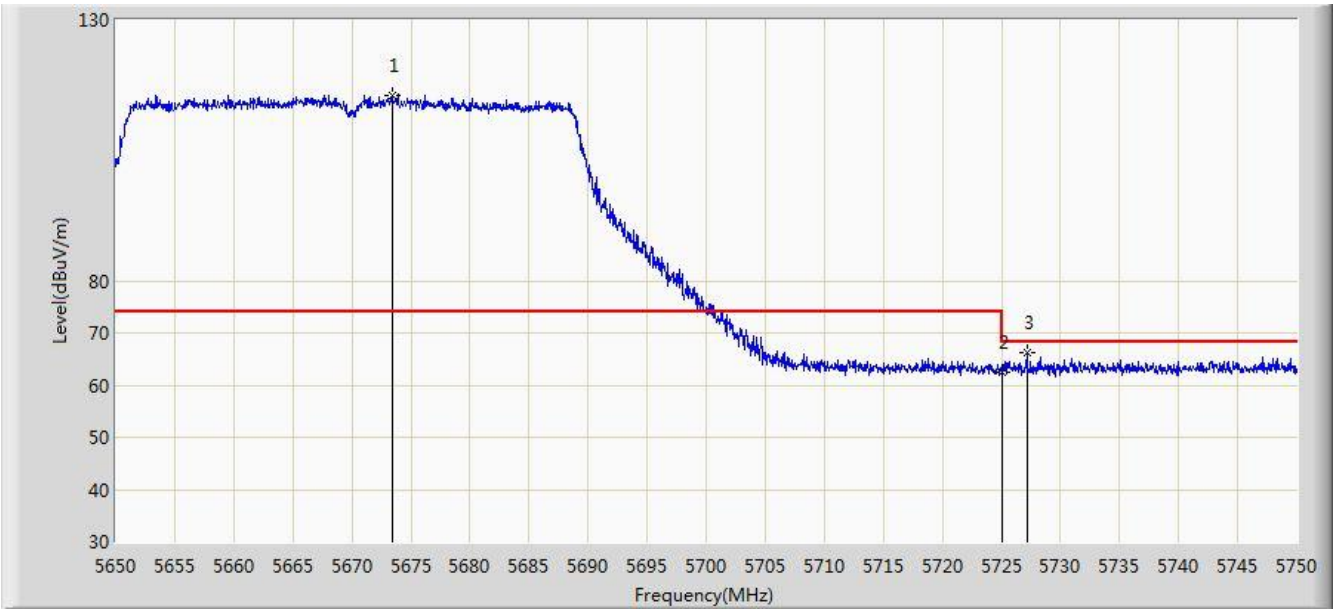

No	Flag	Mark	Frequency (MHz)	Measure Level (dBuV/m)	Reading Level (dBuV)	Margin (dB)	Limit (dBuV/m)	Factor (dB)	Type
1		*	5673.400	115.573	108.260	N/A	N/A	7.314	PK
2			5725.000	62.516	55.184	-5.684	68.200	7.332	PK
3			5727.150	66.181	58.830	-2.019	68.200	7.351	PK

Note: Measure Level (dBµV/m) = Reading Level (dBµV) + Factor (dB)

Factor (dB) = Cable Loss (dB) + Antenna Factor (dB/m) - Pre_Amplifier Gain (dB).

Site: AC1	Time: 2019/12/11 - 03:30
Limit: FCC_Part15.209_RSE(3m)	Engineer: Dillon Diao
Probe: AC1_BBHA9120D_1-18GHz	Polarity: Horizontal
EUT: GigaSpire	Power: AC 120V/60Hz
Test Mode: Transmit by 802.11ax-HE80 at Channel 5290MHz (Beam-Forming Mode)	

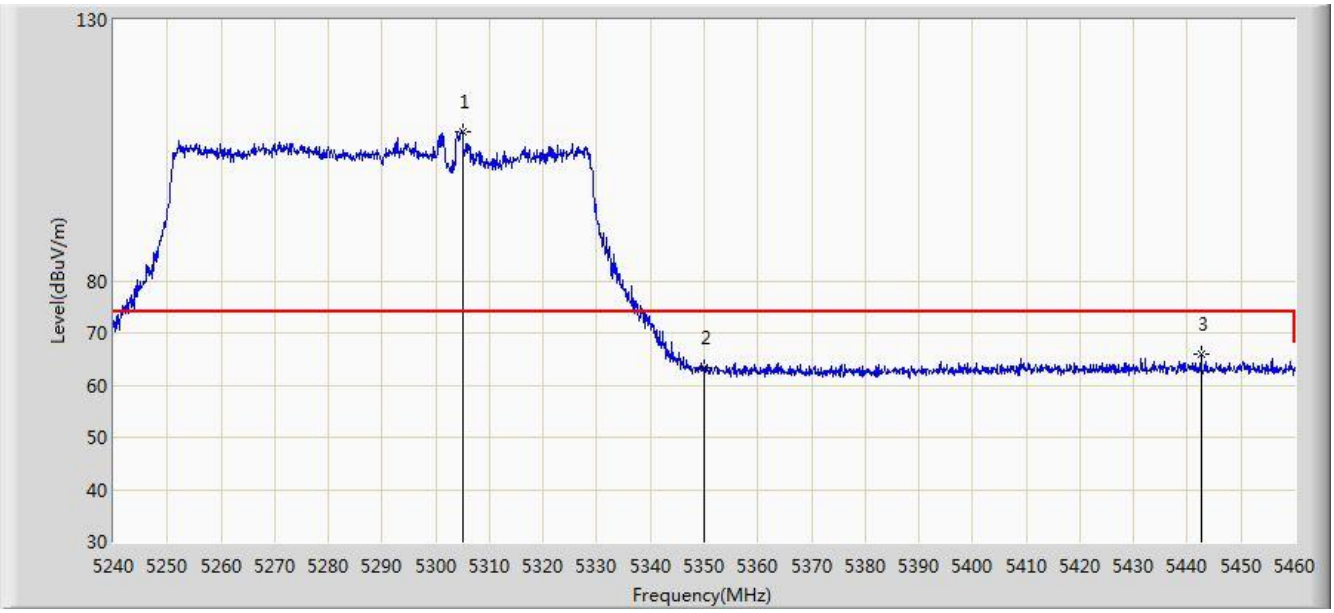

No	Flag	Mark	Frequency (MHz)	Measure Level (dBuV/m)	Reading Level (dBuV)	Margin (dB)	Limit (dBuV/m)	Factor (dB)	Type
1		*	5305.010	108.659	102.024	N/A	N/A	6.635	PK
2			5350.000	63.197	56.569	-10.803	74.000	6.629	PK
3			5442.620	66.034	59.038	-7.966	74.000	6.996	PK

Note: Measure Level (dBµV/m) = Reading Level (dBµV) + Factor (dB)

Factor (dB) = Cable Loss (dB) + Antenna Factor (dB/m) - Pre_Amplifier Gain (dB).

Site: AC1	Time: 2019/12/11 - 03:31
Limit: FCC_Part15.209_RSE(3m)	Engineer: Dillon Diao
Probe: AC1_BBHA9120D_1-18GHz	Polarity: Horizontal
EUT: GigaSpire	Power: AC 120V/60Hz
Test Mode: Transmit by 802.11ax-HE80 at Channel 5290MHz (Beam-Forming Mode)	

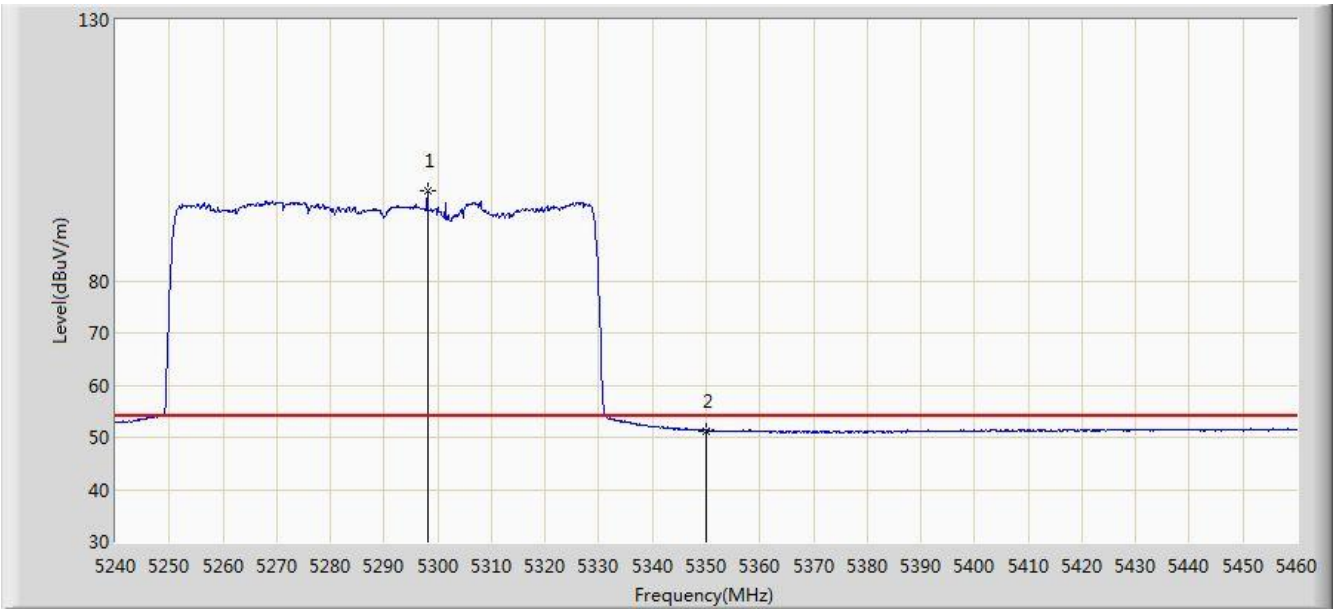

No	Flag	Mark	Frequency (MHz)	Measure Level (dBuV/m)	Reading Level (dBuV)	Margin (dB)	Limit (dBuV/m)	Factor (dB)	Type
1		*	5298.190	97.290	90.685	N/A	N/A	6.605	AV
2			5350.000	51.275	44.647	-2.725	54.000	6.629	AV

Note: Measure Level (dBµV/m) = Reading Level (dBµV) + Factor (dB)

Factor (dB) = Cable Loss (dB) + Antenna Factor (dB/m) - Pre_Amplifier Gain (dB).

Site: AC1	Time: 2019/12/11 - 03:32
Limit: FCC_Part15.209_RSE(3m)	Engineer: Dillon Diao
Probe: AC1_BBHA9120D_1-18GHz	Polarity: Vertical
EUT: GigaSpire	Power: AC 120V/60Hz
Test Mode: Transmit by 802.11ax-HE80 at Channel 5290MHz (Beam-Forming Mode)	

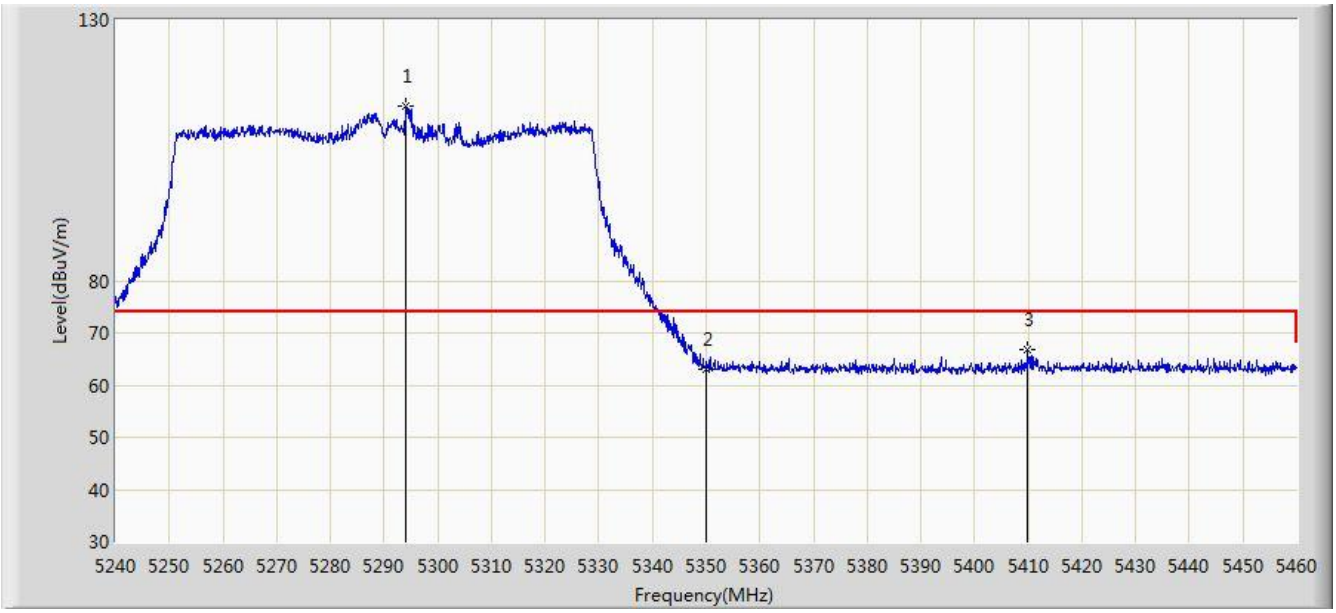

No	Flag	Mark	Frequency (MHz)	Measure Level (dBuV/m)	Reading Level (dBuV)	Margin (dB)	Limit (dBuV/m)	Factor (dB)	Type
1		*	5294.010	113.535	106.987	N/A	N/A	6.548	PK
2			5350.000	62.981	56.353	-11.019	74.000	6.629	PK
3			5409.950	66.741	59.768	-7.259	74.000	6.973	PK

Note: Measure Level (dBµV/m) = Reading Level (dBµV) + Factor (dB)

Factor (dB) = Cable Loss (dB) + Antenna Factor (dB/m) - Pre_Amplifier Gain (dB).

Site: AC1	Time: 2019/12/11 - 03:33
Limit: FCC_Part15.209_RSE(3m)	Engineer: Dillon Diao
Probe: AC1_BBHA9120D_1-18GHz	Polarity: Vertical
EUT: GigaSpire	Power: AC 120V/60Hz
Test Mode: Transmit by 802.11ax-HE80 at Channel 5290MHz (Beam-Forming Mode)	

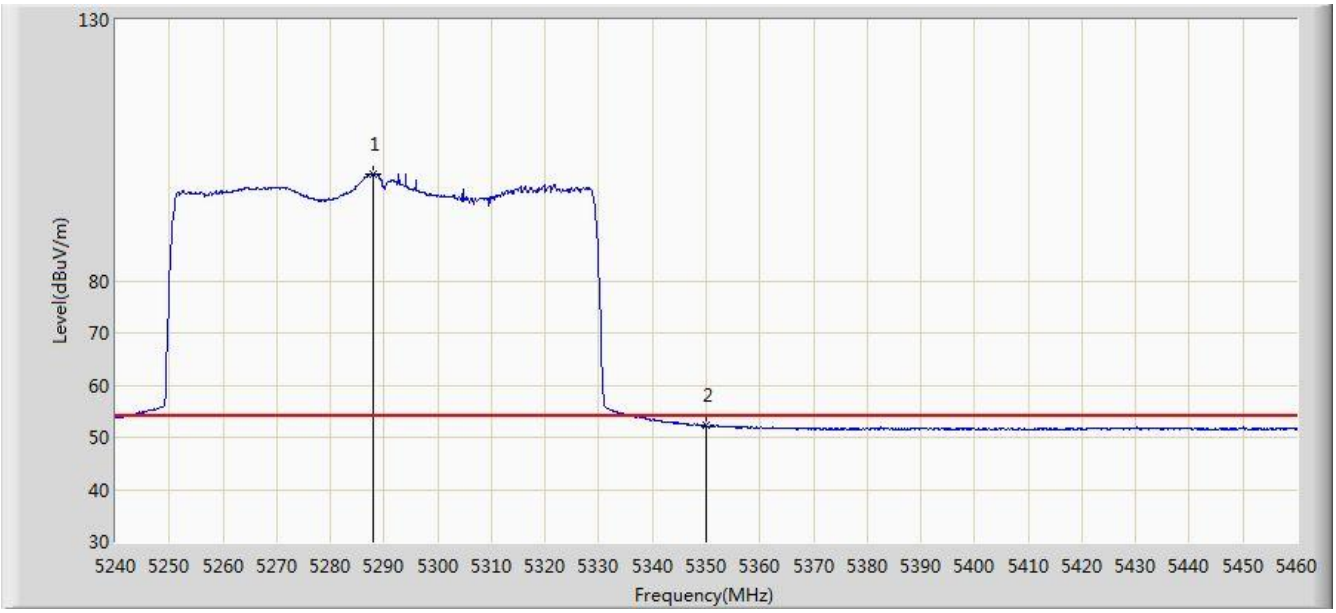

No	Flag	Mark	Frequency (MHz)	Measure Level (dBuV/m)	Reading Level (dBuV)	Margin (dB)	Limit (dBuV/m)	Factor (dB)	Type
1		*	5287.850	100.414	93.949	N/A	N/A	6.464	AV
2			5350.000	52.187	45.559	-1.813	54.000	6.629	AV

Note: Measure Level (dBµV/m) = Reading Level (dBµV) + Factor (dB)

Factor (dB) = Cable Loss (dB) + Antenna Factor (dB/m) - Pre_Amplifier Gain (dB).

Site: AC1	Time: 2019/12/11 - 03:35
Limit: FCC_Part15.209_RSE(3m)	Engineer: Dillon Diao
Probe: AC1_BBHA9120D_1-18GHz	Polarity: Horizontal
EUT: GigaSpire	Power: AC 120V/60Hz
Test Mode: Transmit by 802.11ax-HE80 at Channel 5530MHz (Beam-Forming Mode)	

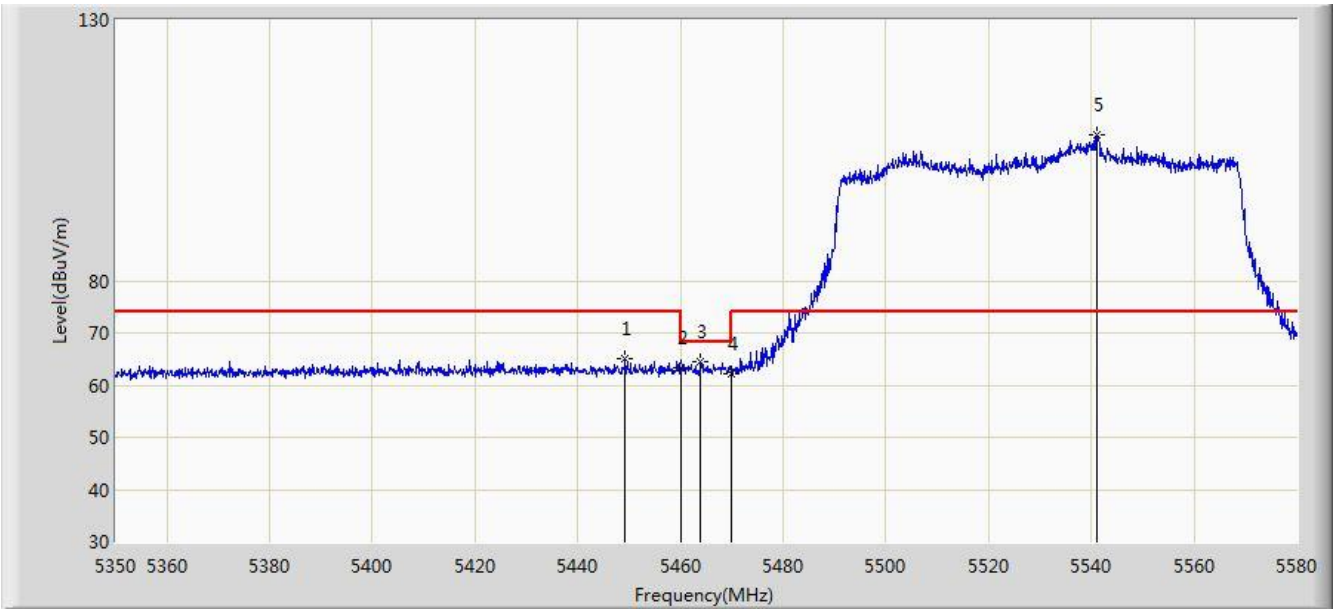

No	Flag	Mark	Frequency (MHz)	Measure Level (dBuV/m)	Reading Level (dBuV)	Margin (dB)	Limit (dBuV/m)	Factor (dB)	Type
1			5449.130	64.972	58.000	-9.028	74.000	6.972	PK
2			5460.000	63.219	56.242	-10.781	74.000	6.978	PK
3			5463.965	64.521	57.528	-3.679	68.200	6.993	PK
4			5470.000	62.106	55.089	-6.094	68.200	7.016	PK
5		*	5541.015	107.936	100.887	N/A	N/A	7.048	PK

Note: Measure Level (dBμV/m) = Reading Level (dBμV) + Factor (dB)

Factor (dB) = Cable Loss (dB) + Antenna Factor (dB/m) - Pre_Amplifier Gain (dB).

Site: AC1	Time: 2019/12/11 - 03:37
Limit: FCC_Part15.209_RSE(3m)	Engineer: Dillon Diao
Probe: AC1_BBHA9120D_1-18GHz	Polarity: Horizontal
EUT: GigaSpire	Power: AC 120V/60Hz
Test Mode: Transmit by 802.11ax-HE80 at Channel 5530MHz (Beam-Forming Mode)	

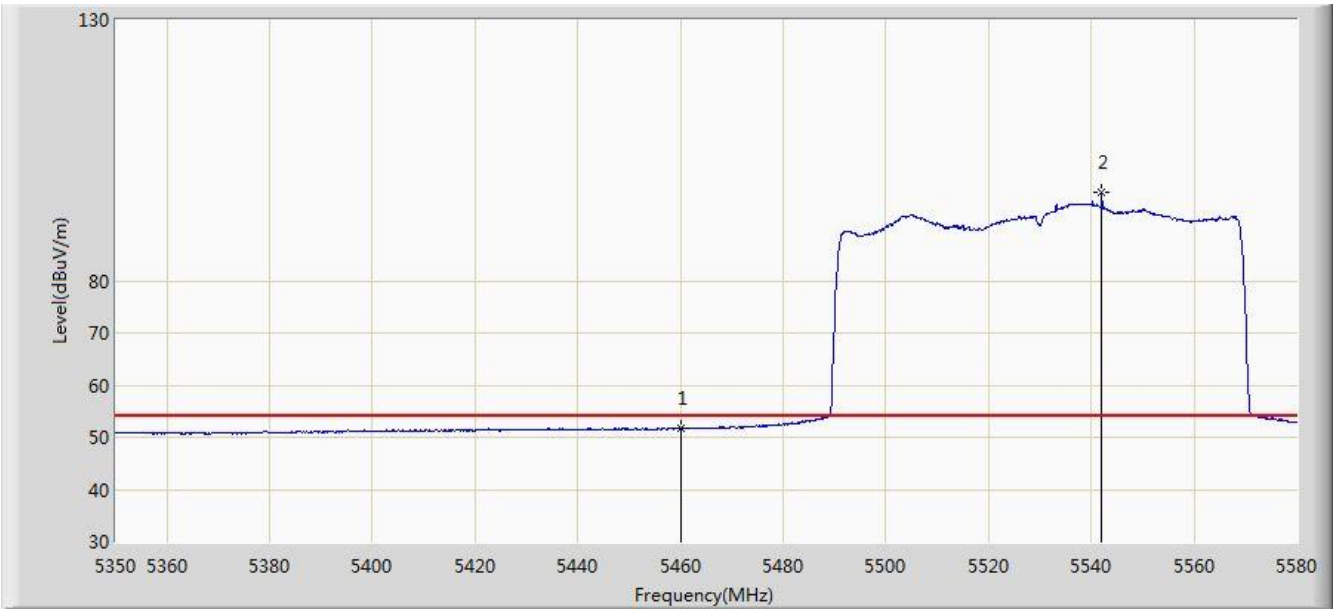

No	Flag	Mark	Frequency (MHz)	Measure Level (dBuV/m)	Reading Level (dBuV)	Margin (dB)	Limit (dBuV/m)	Factor (dB)	Type
1			5460.000	51.737	44.760	-2.263	54.000	6.978	AV
2		*	5542.050	96.877	89.816	N/A	N/A	7.061	AV

Note: Measure Level (dBµV/m) = Reading Level (dBµV) + Factor (dB)

Factor (dB) = Cable Loss (dB) + Antenna Factor (dB/m) - Pre_Amplifier Gain (dB).

Site: AC1	Time: 2019/12/11 - 03:37
Limit: FCC_Part15.209_RSE(3m)	Engineer: Dillon Diao
Probe: AC1_BBHA9120D_1-18GHz	Polarity: Vertical
EUT: GigaSpire	Power: AC 120V/60Hz
Test Mode: Transmit by 802.11ax-HE80 at Channel 5530MHz (Beam-Forming Mode)	

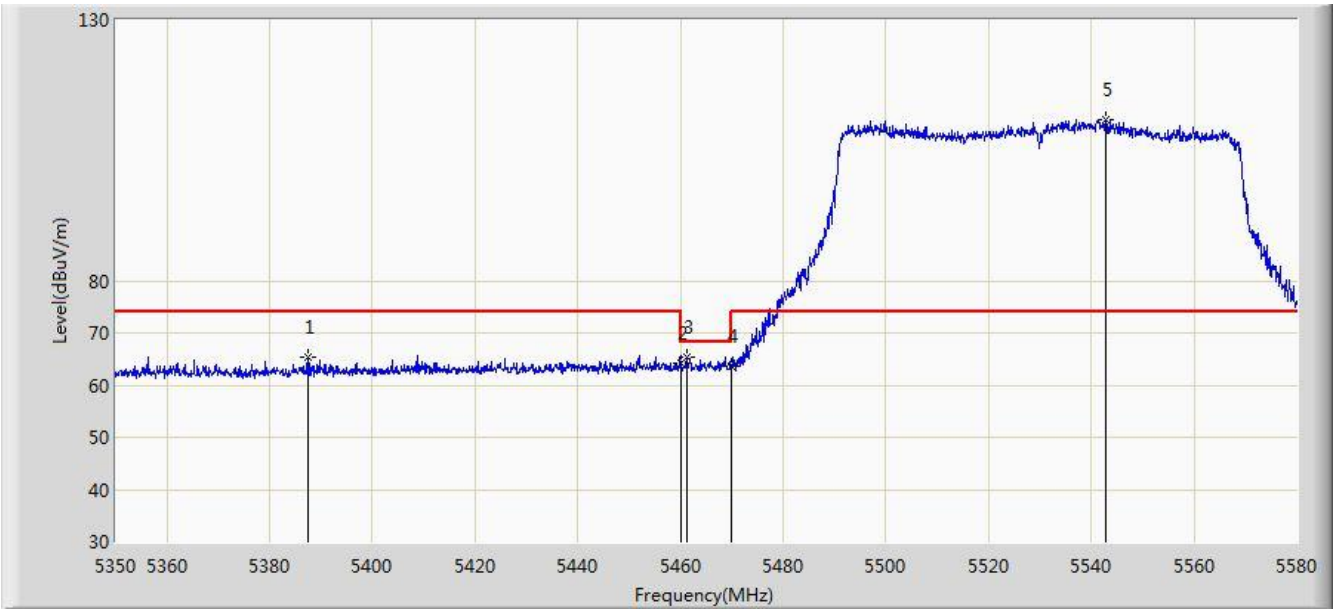

No	Flag	Mark	Frequency (MHz)	Measure Level (dBuV/m)	Reading Level (dBuV)	Margin (dB)	Limit (dBuV/m)	Factor (dB)	Type
1			5387.375	65.377	58.618	-8.623	74.000	6.760	PK
2			5460.000	64.167	57.190	-9.833	74.000	6.978	PK
3			5461.205	65.445	58.463	-2.755	68.200	6.981	PK
4			5470.000	63.757	56.740	-4.443	68.200	7.016	PK
5		*	5542.855	110.907	103.836	N/A	N/A	7.071	PK

Note: Measure Level (dBμV/m) = Reading Level (dBμV) + Factor (dB)

Factor (dB) = Cable Loss (dB) + Antenna Factor (dB/m) - Pre_Amplifier Gain (dB).

Site: AC1	Time: 2019/12/11 - 03:38
Limit: FCC_Part15.209_RSE(3m)	Engineer: Dillon Diao
Probe: AC1_BBHA9120D_1-18GHz	Polarity: Vertical
EUT: GigaSpire	Power: AC 120V/60Hz
Test Mode: Transmit by 802.11ax-HE80 at Channel 5530MHz (Beam-Forming Mode)	

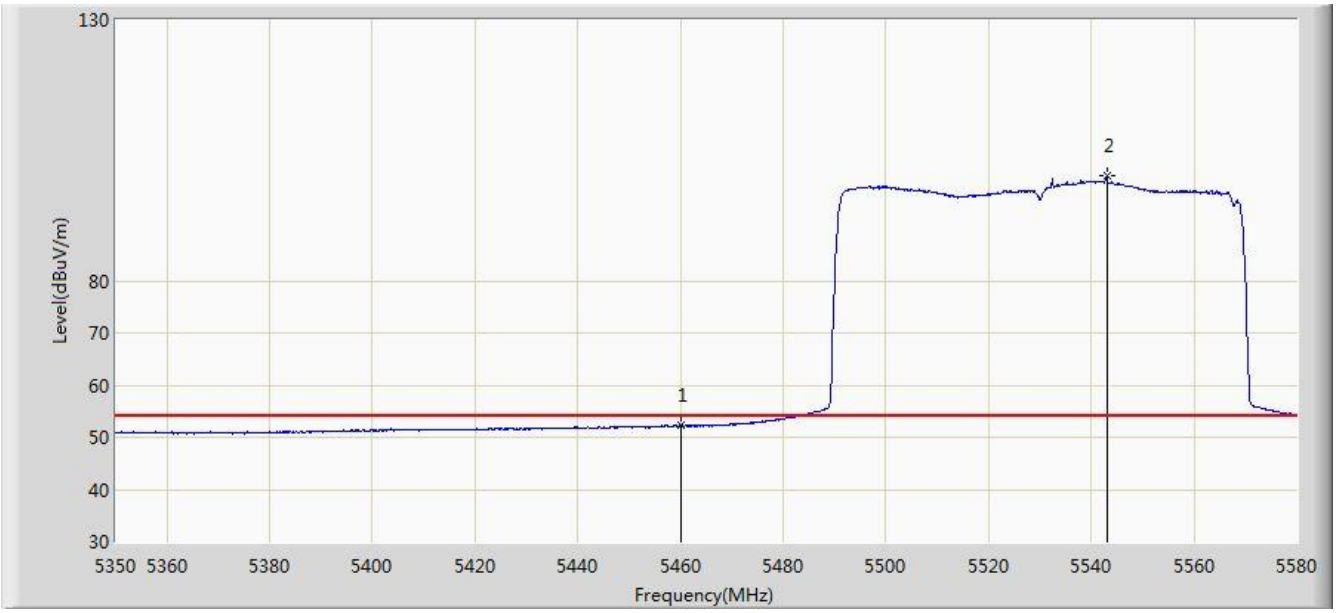

No	Flag	Mark	Frequency (MHz)	Measure Level (dBuV/m)	Reading Level (dBuV)	Margin (dB)	Limit (dBuV/m)	Factor (dB)	Type
1			5460.000	52.298	45.321	-1.702	54.000	6.978	AV
2		*	5542.970	100.026	92.954	N/A	N/A	7.072	AV

Note: Measure Level (dBµV/m) = Reading Level (dBµV) + Factor (dB)

Factor (dB) = Cable Loss (dB) + Antenna Factor (dB/m) - Pre_Amplifier Gain (dB).

Site: AC1	Time: 2019/12/11 - 03:40
Limit: FCC_Part15.209_RSE(3m)	Engineer: Dillon Diao
Probe: AC1_BBHA9120D_1-18GHz	Polarity: Horizontal
EUT: GigaSpire	Power: AC 120V/60Hz
Test Mode: Transmit by 802.11ax-HE80 at Channel 5610MHz (Beam-Forming Mode)	

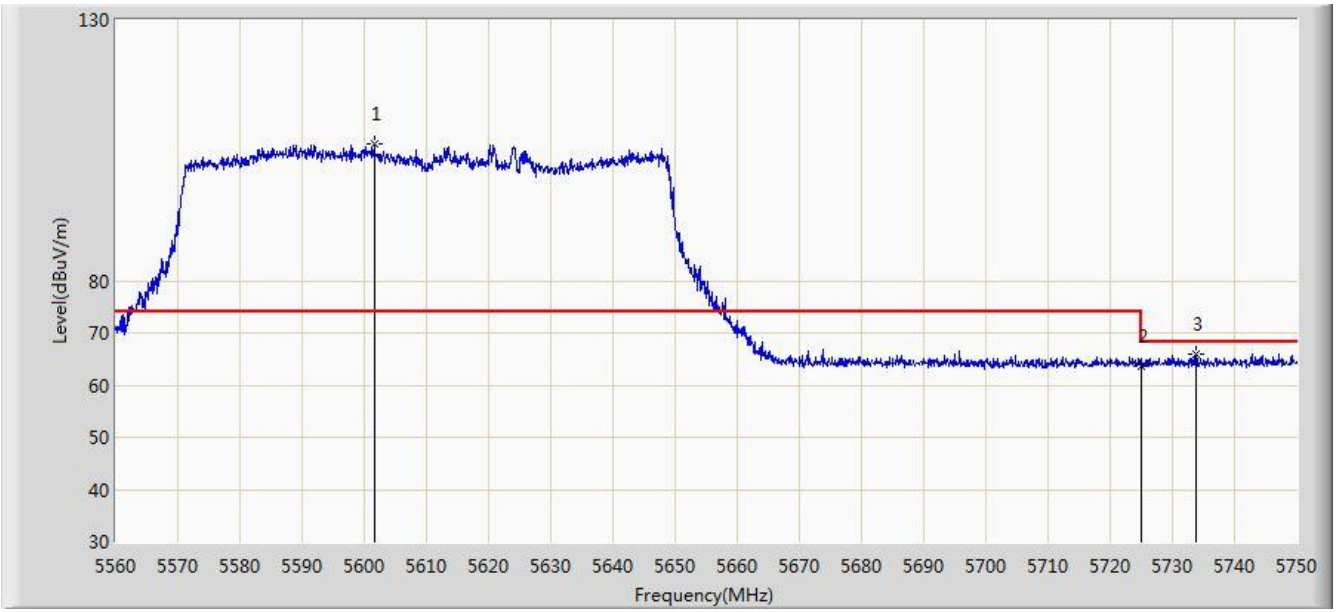

No	Flag	Mark	Frequency (MHz)	Measure Level (dBuV/m)	Reading Level (dBuV)	Margin (dB)	Limit (dBuV/m)	Factor (dB)	Type
1		*	5601.610	106.265	99.126	N/A	N/A	7.139	PK
2			5725.000	63.672	56.340	-4.528	68.200	7.332	PK
3			5733.755	65.985	58.595	-2.215	68.200	7.390	PK

Note: Measure Level (dBµV/m) = Reading Level (dBµV) + Factor (dB)

Factor (dB) = Cable Loss (dB) + Antenna Factor (dB/m) - Pre_Amplifier Gain (dB).

Site: AC1	Time: 2019/12/11 - 03:42
Limit: FCC_Part15.209_RSE(3m)	Engineer: Dillon Diao
Probe: AC1_BBHA9120D_1-18GHz	Polarity: Vertical
EUT: GigaSpire	Power: AC 120V/60Hz
Test Mode: Transmit by 802.11ax-HE80 at Channel 5610MHz (Beam-Forming Mode)	

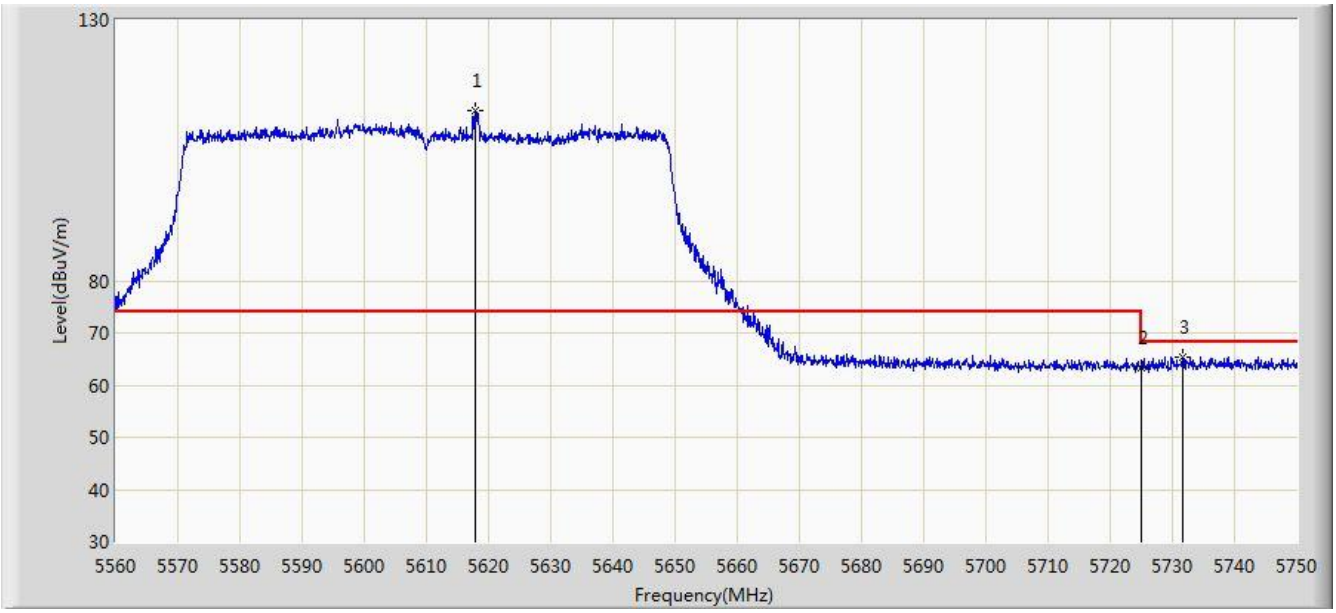

No	Flag	Mark	Frequency (MHz)	Measure Level (dBuV/m)	Reading Level (dBuV)	Margin (dB)	Limit (dBuV/m)	Factor (dB)	Type
1		*	5617.855	112.553	105.507	N/A	N/A	7.046	PK
2			5725.000	63.469	56.137	-4.731	68.200	7.332	PK
3			5731.570	65.372	57.995	-2.828	68.200	7.377	PK

Note: Measure Level (dBµV/m) = Reading Level (dBµV) + Factor (dB)

Factor (dB) = Cable Loss (dB) + Antenna Factor (dB/m) - Pre_Amplifier Gain (dB).

Site: AC2	Time: 2020/01/08 - 22:37
Limit: FCC_Part15_Band Edge(3m)	Engineer: Tyler Yuan
Probe: AC2_BBHA9120D_1-18GHz	Polarity: Horizontal
EUT: GigaSpire	Power: AC 120V/60Hz
Test Mode: Transmit by 802.11ax-HE80+80 at Channel 5210+5290MHz (Beam-Forming Mode)	

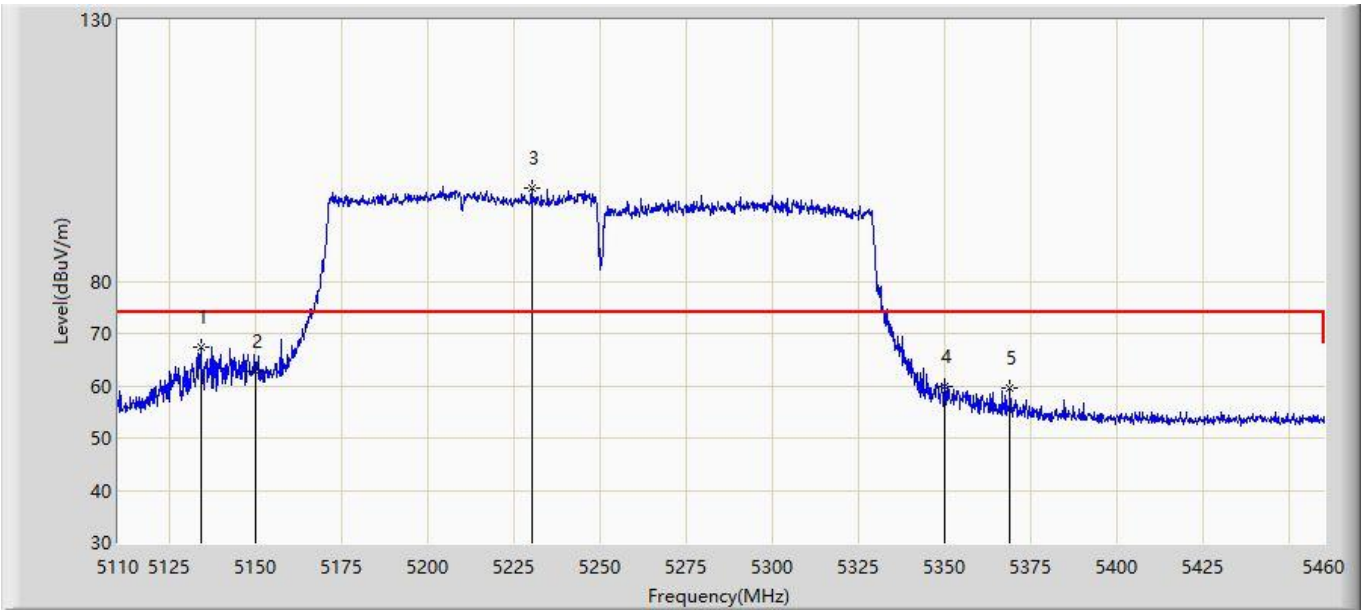

No	Flag	Mark	Frequency (MHz)	Measure Level (dBuV/m)	Reading Level (dBuV)	Margin (dB)	Limit (dBuV/m)	Factor (dB)	Type
1			5134.150	67.508	63.086	-6.492	74.000	4.422	PK
2			5150.000	62.743	58.301	-11.257	74.000	4.442	PK
3		*	5230.050	97.884	94.051	N/A	N/A	3.833	PK
4			5350.000	59.822	55.645	-14.178	74.000	4.177	PK
5			5368.825	59.653	55.408	-14.347	74.000	4.245	PK

Note: Measure Level (dBμV/m) = Reading Level (dBμV) + Factor (dB)

Factor (dB) = Cable Loss (dB) + Antenna Factor (dB/m) - Pre_Amplifier Gain (dB).

Site: AC2	Time: 2020/01/08 - 22:37
Limit: FCC_Part15_Band Edge(3m)	Engineer: Tyler Yuan
Probe: AC2_BBHA9120D_1-18GHz	Polarity: Horizontal
EUT: GigaSpire	Power: AC 120V/60Hz
Test Mode: Transmit by 802.11ax-HE80+80 at Channel 5210+5290MHz (Beam-Forming Mode)	

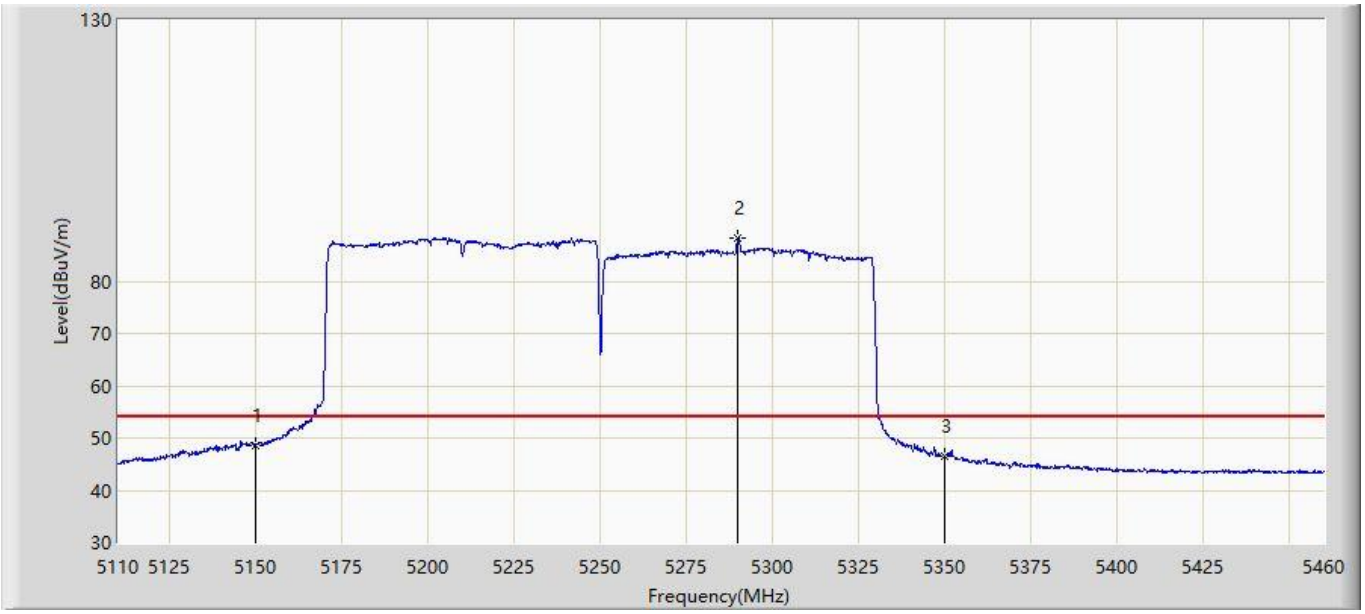

No	Flag	Mark	Frequency (MHz)	Measure Level (dBuV/m)	Reading Level (dBuV)	Margin (dB)	Limit (dBuV/m)	Factor (dB)	Type
1			5150.000	48.652	44.210	-5.348	54.000	4.442	AV
2		*	5289.900	88.400	84.039	N/A	N/A	4.361	AV
3			5350.000	46.454	42.277	-7.546	54.000	4.177	AV

Note: Measure Level (dBµV/m) = Reading Level (dBµV) + Factor (dB)

Factor (dB) = Cable Loss (dB) + Antenna Factor (dB/m) - Pre_Amplifier Gain (dB).

Site: AC2	Time: 2020/01/08 - 22:35
Limit: FCC_Part15_Band Edge(3m)	Engineer: Tyler Yuan
Probe: AC2_BBHA9120D_1-18GHz	Polarity: Vertical
EUT: GigaSpire	Power: AC 120V/60Hz
Test Mode: Transmit by 802.11ax-HE80+80 at Channel 5210+5290MHz (Beam-Forming Mode)	

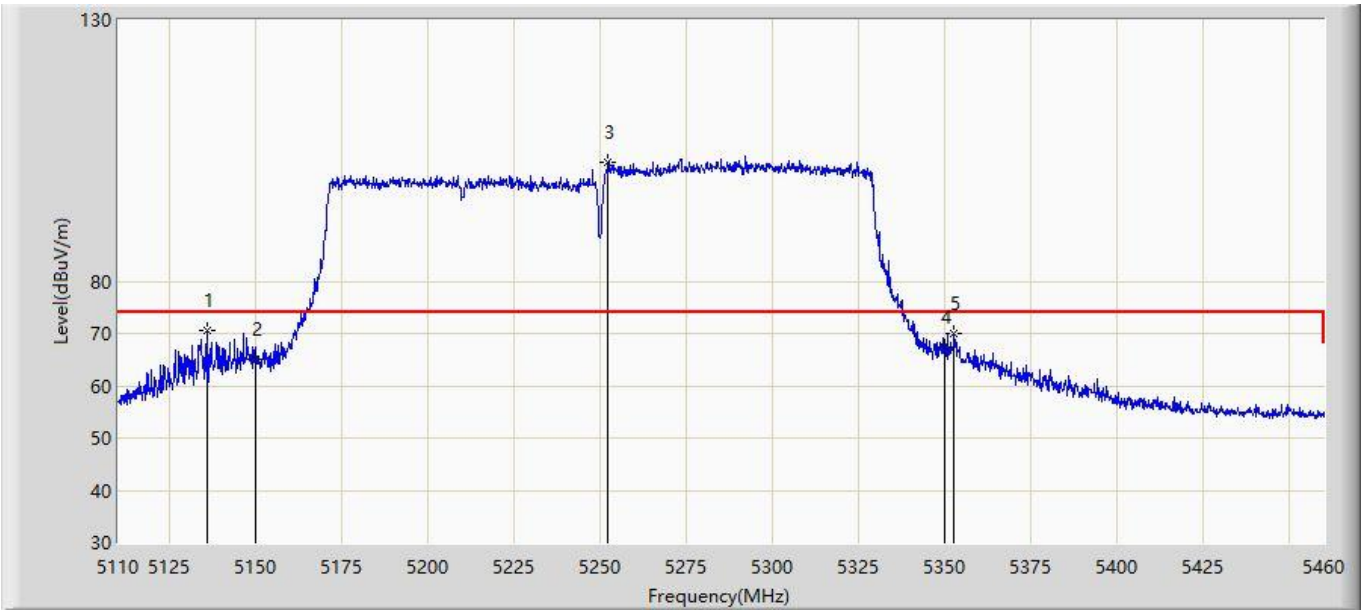

No	Flag	Mark	Frequency (MHz)	Measure Level (dBuV/m)	Reading Level (dBuV)	Margin (dB)	Limit (dBuV/m)	Factor (dB)	Type
1			5135.725	70.671	66.249	-3.329	74.000	4.422	PK
2			5150.000	64.936	60.494	-9.064	74.000	4.442	PK
3		*	5252.275	102.728	98.669	N/A	N/A	4.059	PK
4			5350.000	67.406	63.229	-6.594	74.000	4.177	PK
5			5352.550	69.994	65.802	-4.006	74.000	4.192	PK

Note: Measure Level (dBμV/m) = Reading Level (dBμV) + Factor (dB)

Factor (dB) = Cable Loss (dB) + Antenna Factor (dB/m) - Pre_Amplifier Gain (dB).

Site: AC2	Time: 2020/01/08 - 22:36
Limit: FCC_Part15_Band Edge(3m)	Engineer: Tyler Yuan
Probe: AC2_BBHA9120D_1-18GHz	Polarity: Vertical
EUT: GigaSpire	Power: AC 120V/60Hz
Test Mode: Transmit by 802.11ax-HE80+80 at Channel 5210+5290MHz (Beam-Forming Mode)	

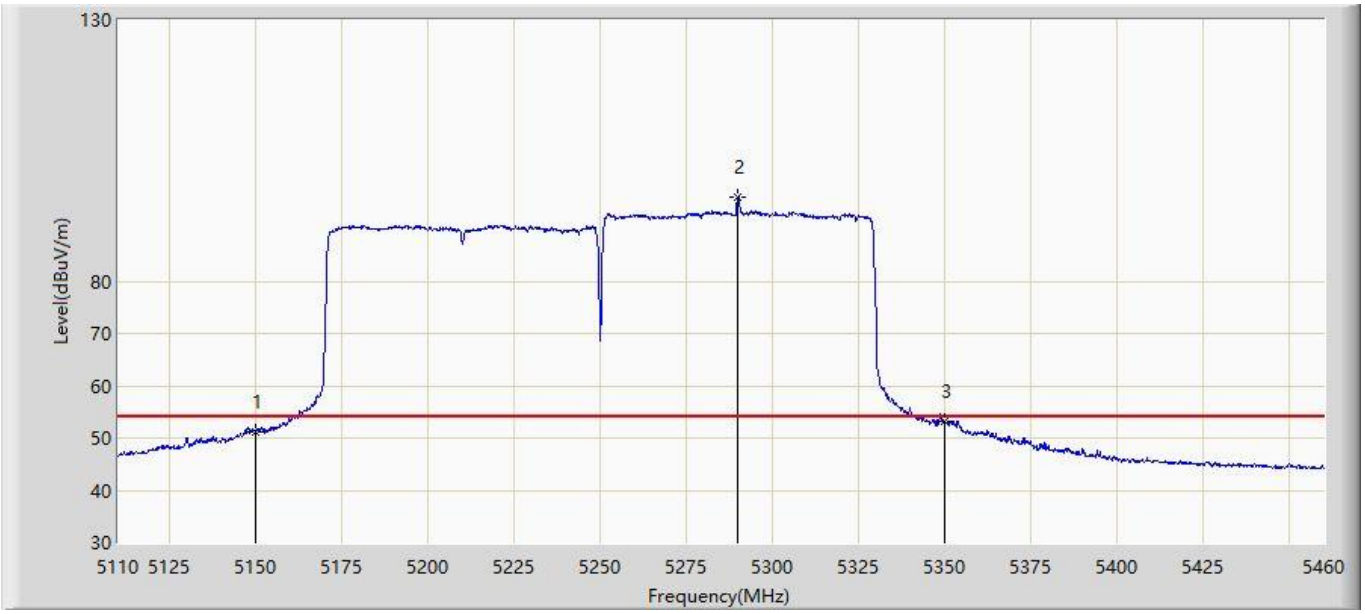

No	Flag	Mark	Frequency (MHz)	Measure Level (dBuV/m)	Reading Level (dBuV)	Margin (dB)	Limit (dBuV/m)	Factor (dB)	Type
1			5150.000	51.282	46.840	-2.718	54.000	4.442	AV
2		*	5289.900	96.212	91.851	N/A	N/A	4.361	AV
3			5350.000	53.102	48.925	-0.898	54.000	4.177	AV

Note: Measure Level (dBµV/m) = Reading Level (dBµV) + Factor (dB)

Factor (dB) = Cable Loss (dB) + Antenna Factor (dB/m) - Pre_Amplifier Gain (dB).

Site: AC2	Time: 2020/01/08 - 22:39
Limit: FCC_Part15_Band Edge(3m)	Engineer: Tyler Yuan
Probe: AC2_BBHA9120D_1-18GHz	Polarity: Horizontal
EUT: GigaSpire	Power: AC 120V/60Hz
Test Mode: Transmit by 802.11ax-HE80+80 at Channel 5530+5610MHz (Beam-Forming Mode)	

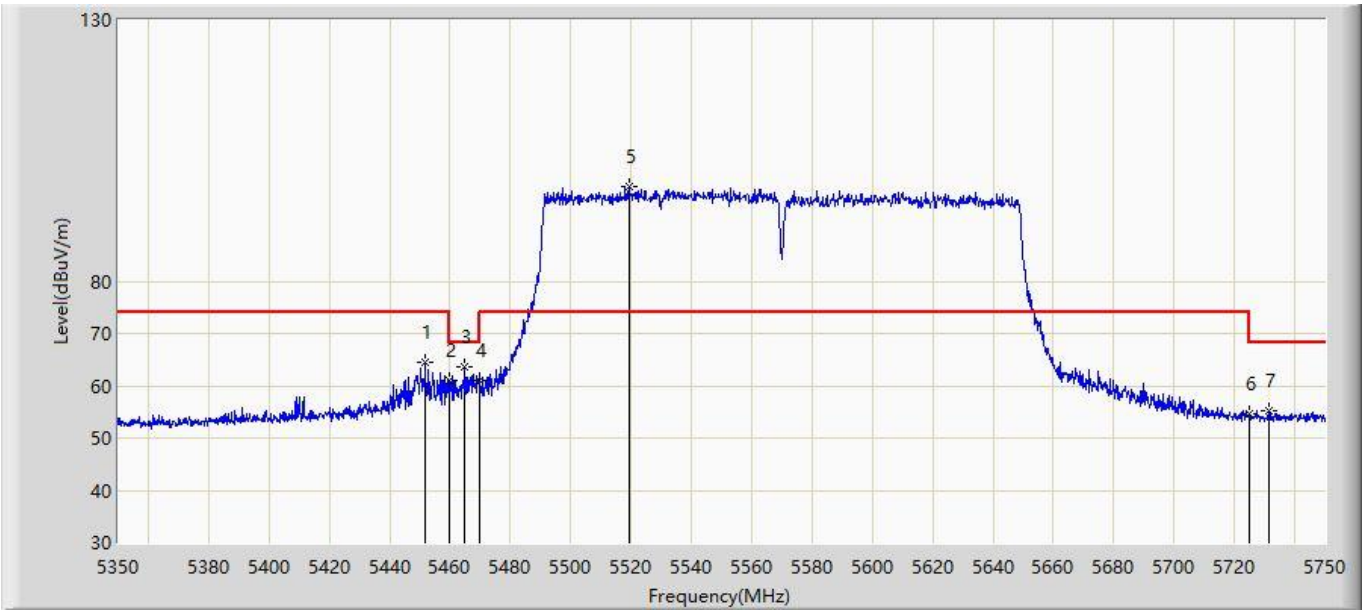

No	Flag	Mark	Frequency (MHz)	Measure Level (dBuV/m)	Reading Level (dBuV)	Margin (dB)	Limit (dBuV/m)	Factor (dB)	Type
1			5451.800	64.430	59.964	-9.570	74.000	4.466	PK
2			5460.000	61.063	56.623	-12.937	74.000	4.440	PK
3			5465.000	63.488	59.040	-4.712	68.200	4.448	PK
4			5470.000	61.098	56.643	-7.102	68.200	4.455	PK
5		*	5519.400	98.001	93.219	N/A	N/A	4.782	PK
6			5725.000	54.522	49.044	-13.678	68.200	5.478	PK
7			5731.400	55.115	49.608	-13.085	68.200	5.507	PK

Note: Measure Level (dBµV/m) = Reading Level (dBµV) + Factor (dB)

Factor (dB) = Cable Loss (dB) + Antenna Factor (dB/m) - Pre_Amplifier Gain (dB).

Site: AC2	Time: 2020/01/08 - 22:40
Limit: FCC_Part15_Band Edge(3m)	Engineer: Tyler Yuan
Probe: AC2_BBHA9120D_1-18GHz	Polarity: Horizontal
EUT: GigaSpire	Power: AC 120V/60Hz
Test Mode: Transmit by 802.11ax-HE80+80 at Channel 5530+5610MHz (Beam-Forming Mode)	

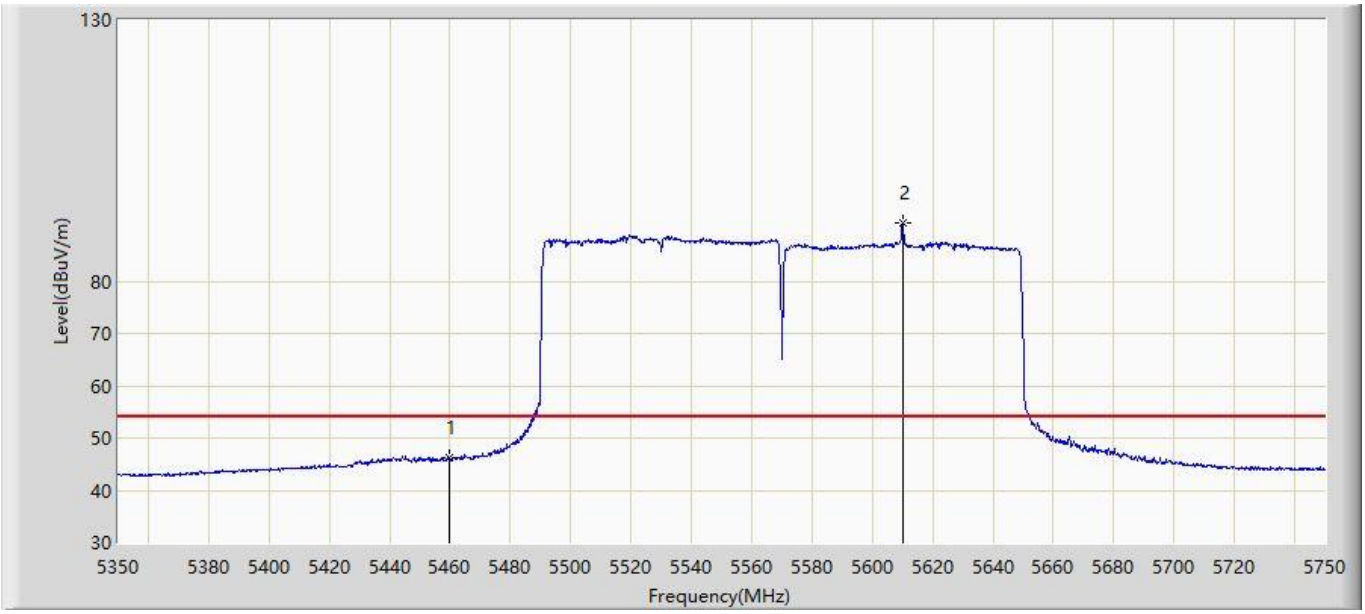

No	Flag	Mark	Frequency (MHz)	Measure Level (dBuV/m)	Reading Level (dBuV)	Margin (dB)	Limit (dBuV/m)	Factor (dB)	Type
1			5460.000	46.147	41.707	-7.853	54.000	4.440	AV
2		*	5610.000	91.199	86.220	N/A	N/A	4.979	AV

Note: Measure Level (dBµV/m) = Reading Level (dBµV) + Factor (dB)

Factor (dB) = Cable Loss (dB) + Antenna Factor (dB/m) - Pre_Amplifier Gain (dB).

Site: AC2	Time: 2020/01/08 - 22:38
Limit: FCC_Part15_Band Edge(3m)	Engineer: Tyler Yuan
Probe: AC2_BBHA9120D_1-18GHz	Polarity: Vertical
EUT: GigaSpire	Power: AC 120V/60Hz
Test Mode: Transmit by 802.11ax-HE80+80 at Channel 5530+5610MHz (Beam-Forming Mode)	

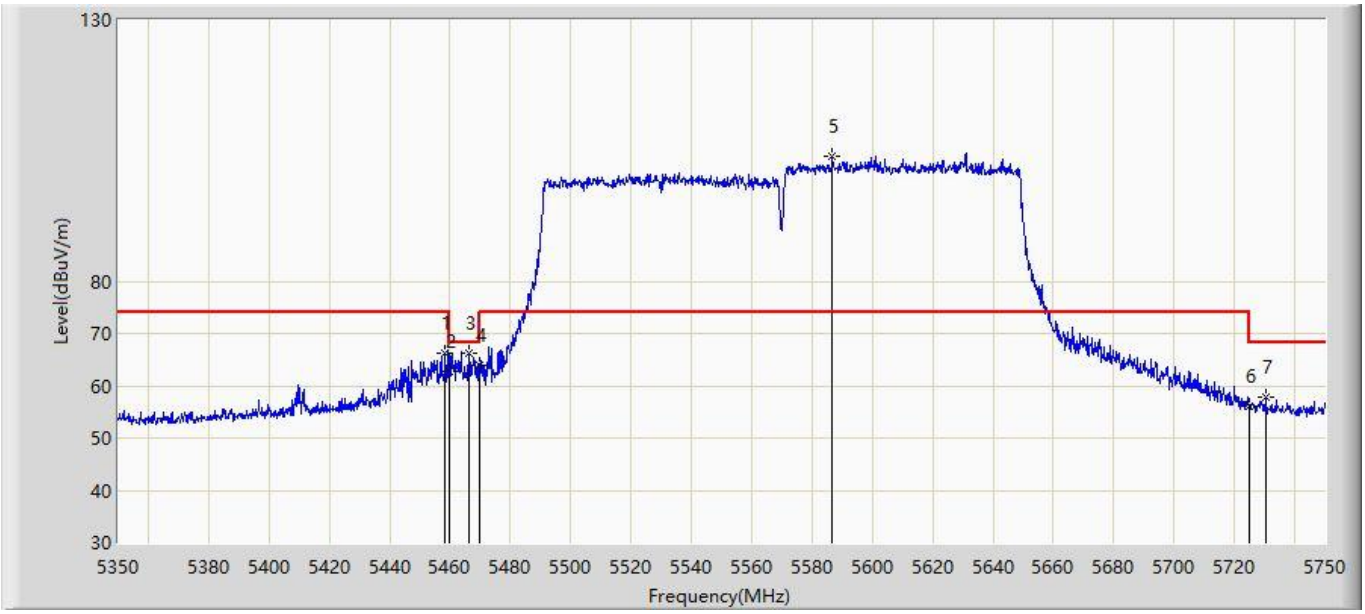

No	Flag	Mark	Frequency (MHz)	Measure Level (dBuV/m)	Reading Level (dBuV)	Margin (dB)	Limit (dBuV/m)	Factor (dB)	Type
1			5458.400	66.141	61.703	-7.859	74.000	4.438	PK
2			5460.000	62.644	58.204	-11.356	74.000	4.440	PK
3			5466.400	66.350	61.900	-1.850	68.200	4.450	PK
4			5470.000	63.976	59.521	-4.224	68.200	4.455	PK
5		*	5586.800	103.862	99.107	N/A	N/A	4.755	PK
6			5725.000	55.970	50.492	-12.230	68.200	5.478	PK
7			5730.400	57.739	52.237	-10.461	68.200	5.502	PK

Note: Measure Level (dBµV/m) = Reading Level (dBµV) + Factor (dB)

Factor (dB) = Cable Loss (dB) + Antenna Factor (dB/m) - Pre_Amplifier Gain (dB).

Site: AC2	Time: 2020/01/08 - 22:39
Limit: FCC_Part15_Band Edge(3m)	Engineer: Tyler Yuan
Probe: AC2_BBHA9120D_1-18GHz	Polarity: Vertical
EUT: GigaSpire	Power: AC 120V/60Hz
Test Mode: Transmit by 802.11ax-HE80+80 at Channel 5530+5610MHz (Beam-Forming Mode)	

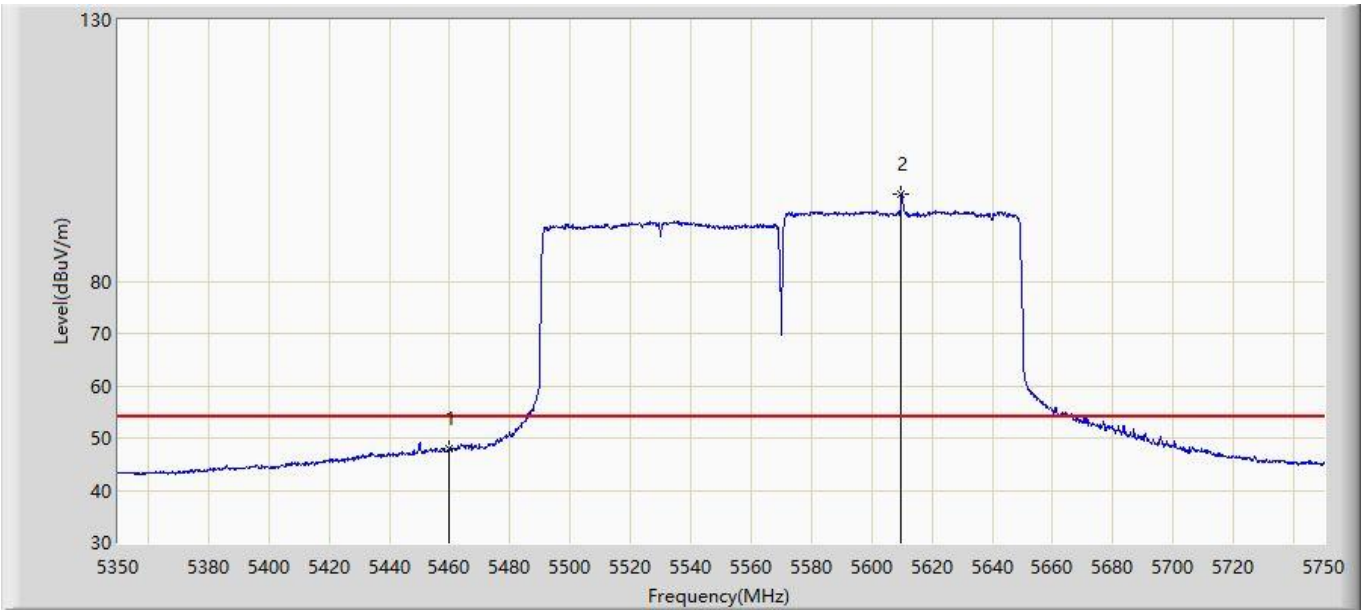

No	Flag	Mark	Frequency (MHz)	Measure Level (dBuV/m)	Reading Level (dBuV)	Margin (dB)	Limit (dBuV/m)	Factor (dB)	Type
1			5460.000	47.861	43.421	-6.139	54.000	4.440	AV
2		*	5609.800	96.790	91.813	N/A	N/A	4.977	AV

Note: Measure Level (dBμV/m) = Reading Level (dBμV) + Factor (dB)

Factor (dB) = Cable Loss (dB) + Antenna Factor (dB/m) - Pre_Amplifier Gain (dB).

7.10. AC Conducted Emissions Measurement

7.10.1. Test Limit

FCC Part 15.207 Limits		
Frequency (MHz)	QP (dBμV)	AV (dBμV)
0.15 - 0.50	66 - 56	56 – 46
0.50 - 5.0	56	46
5.0 - 30	60	50

Note 1: The lower limit shall apply at the transition frequencies.

Note 2: The limit decreases linearly with the logarithm of the frequency in the range 0.15MHz to 0.5MHz.

7.10.2. Test Procedure

The EUT was setup according to ANSI C63.4, 2009 and tested according to KDB 789033 for compliance to FCC 47CFR 15.247 requirements. The EUT was placed on a platform of nominal size, 1 m by 1.5 m, raised 80 cm above the conducting ground plane. The vertical conducting plane was located 40 cm to the rear of the EUT. All other surfaces of EUT were at least 80 cm from any other grounded conducting surface. The EUT and simulators are connected to the main power through a line impedance stabilization network (LISN). The LISN provides a 50 ohm /50uH coupling impedance for the measuring equipment. The peripheral devices are also connected to the main power through a LISN. (Please refer to the block diagram of the test setup and photographs)Each current-carrying conductor of the EUT power cord, except the ground (safety) conductor, was individually connected through a LISN to the input power source.

The excess length of the power cord between the EUT and the LISN receptacle were folded back and forth at the center of the lead to form a bundle not exceeding 40 cm in length.

Conducted emissions were investigated over the frequency range from 0.15MHz to 30MHz using a receiver bandwidth of 9kHz.

7.10.3. Test Setup

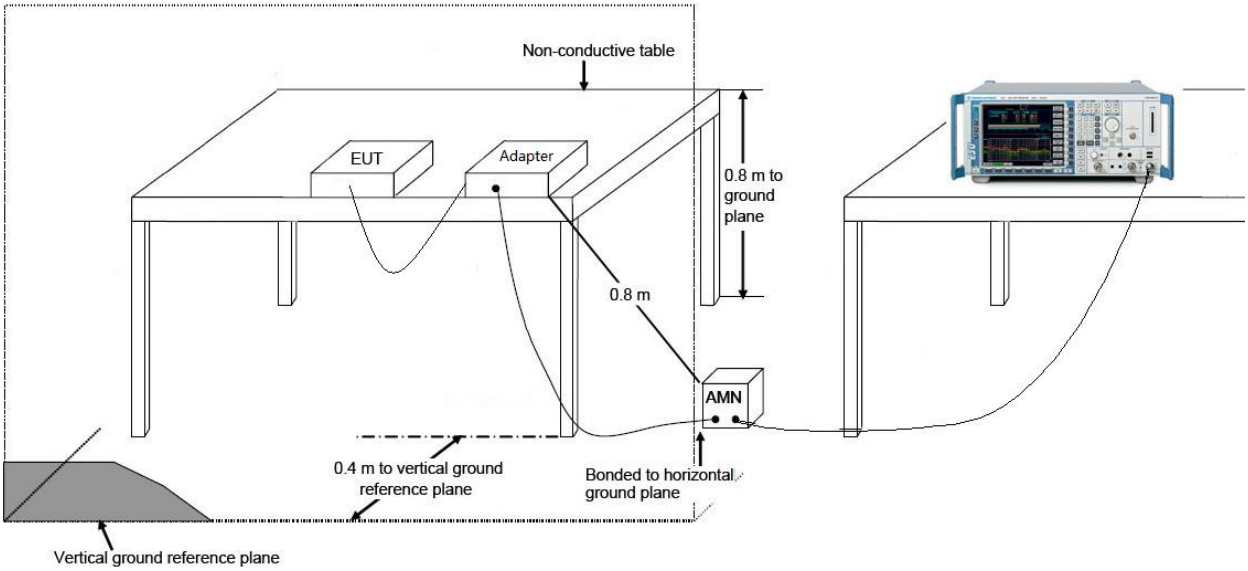

7.10.4.Test Result

Site: SR2	Time: 2019/12/05 - 16:30
Limit: FCC_Part15.207_CE_AC Power	Engineer: Liz Yuan
Probe: ENV216_101683_Filter On	Polarity: Line
EUT: GigaSpire	Power: AC 120V/60Hz
Test Mode 1	

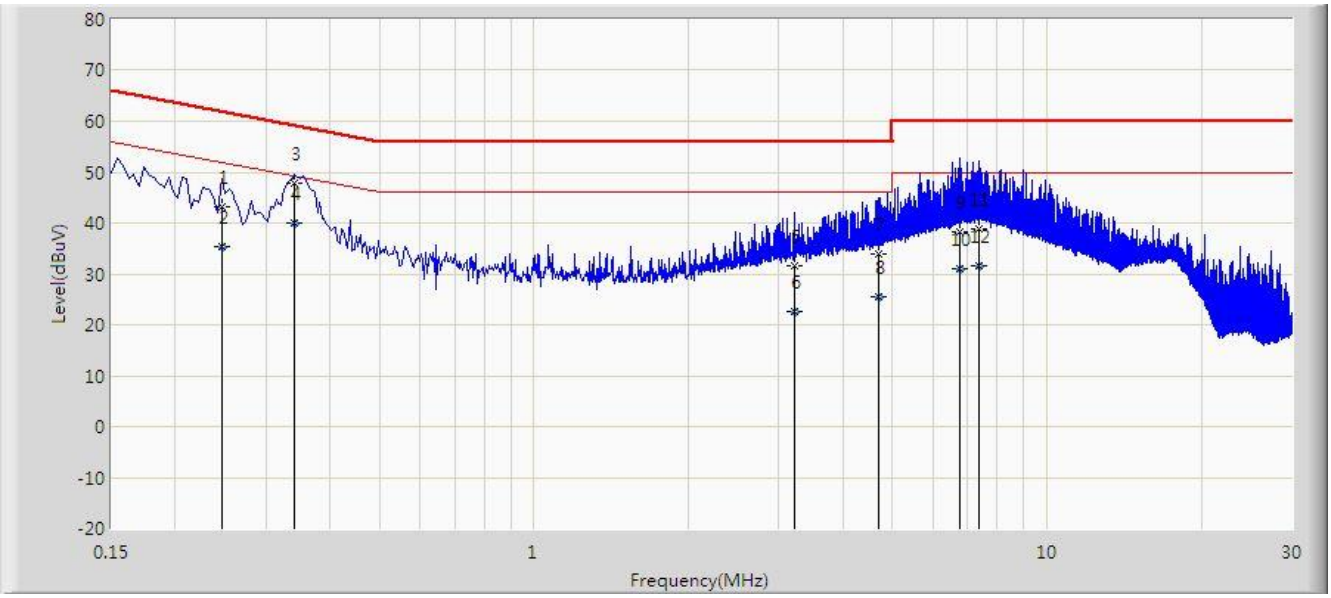

No	Flag	Mark	Frequency (MHz)	Measure Level (dBuV)	Reading Level (dBuV)	Margin (dB)	Limit (dBuV)	Factor (dB)	Type
1			0.246	43.143	33.182	-18.748	61.891	9.961	QP
2			0.246	35.390	25.430	-16.501	51.891	9.961	AV
3			0.342	47.771	37.733	-11.384	59.155	10.038	QP
4		*	0.342	39.880	29.842	-9.274	49.155	10.038	AV
5			3.218	31.518	21.647	-24.482	56.000	9.871	QP
6			3.218	22.704	12.833	-23.296	46.000	9.871	AV
7			4.702	33.931	23.923	-22.069	56.000	10.009	QP
8			4.702	25.527	15.518	-20.473	46.000	10.009	AV
9			6.754	38.327	28.179	-21.673	60.000	10.148	QP
10			6.754	30.870	20.722	-19.130	50.000	10.148	AV
11			7.378	38.804	28.637	-21.196	60.000	10.167	QP
12			7.378	31.565	21.398	-18.435	50.000	10.167	AV

Note: Measure Level (dBμV) = Reading Level (dBμV) + Factor (dB)

Factor (dB) = Cable Loss (dB) + LISN Factor (dB).

Site: SR2	Time: 2019/12/05 - 16:35
Limit: FCC_Part15.207_CE_AC Power	Engineer: Liz Yuan
Probe: ENV216_101683_Filter On	Polarity: Neutral
EUT: GigaSpire	Power: AC 120V/60Hz
Test Mode 1	

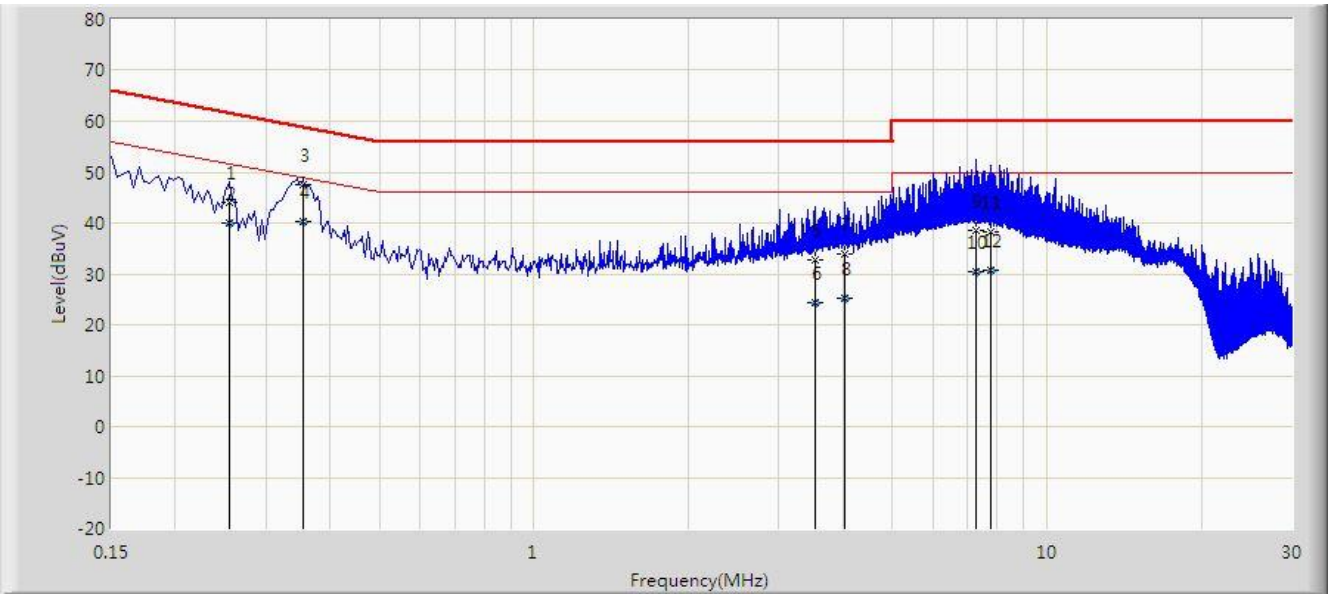

No	Flag	Mark	Frequency (MHz)	Measure Level (dBuV)	Reading Level (dBuV)	Margin (dB)	Limit (dBuV)	Factor (dB)	Type
1			0.254	43.968	33.964	-17.657	61.625	10.004	QP
2			0.254	39.977	29.973	-11.649	51.625	10.004	AV
3			0.354	47.451	37.373	-11.417	58.868	10.078	QP
4		*	0.354	40.151	30.073	-8.718	48.868	10.078	AV
5			3.522	32.611	22.695	-23.389	56.000	9.917	QP
6			3.522	24.301	14.384	-21.699	46.000	9.917	AV
7			4.046	33.953	23.977	-22.047	56.000	9.975	QP
8			4.046	25.241	15.266	-20.759	46.000	9.975	AV
9			7.266	38.641	28.463	-21.359	60.000	10.178	QP
10			7.266	30.570	20.392	-19.430	50.000	10.178	AV
11			7.778	38.266	28.076	-21.734	60.000	10.189	QP
12			7.778	30.856	20.667	-19.144	50.000	10.189	AV

Note: Measure Level (dBμV) = Reading Level (dBμV) + Factor (dB)

Factor (dB) = Cable Loss (dB) + LISN Factor (dB).

8. CONCLUSION

The data collected relate only the item(s) tested and show that the device is in compliance with Part 15E of the FCC Rules.

The End

Appendix A - Test Setup Photograph

Refer to “1911RSU033-UT” file.

Appendix B - EUT Photograph

Refer to “1911RSU033-UE” file.