Z (mm)	0.00	4.00	9.00	14.00	19.00
SAR (W/Kg)	0.7662	0.5949	0.4337	0.3198	0.2393

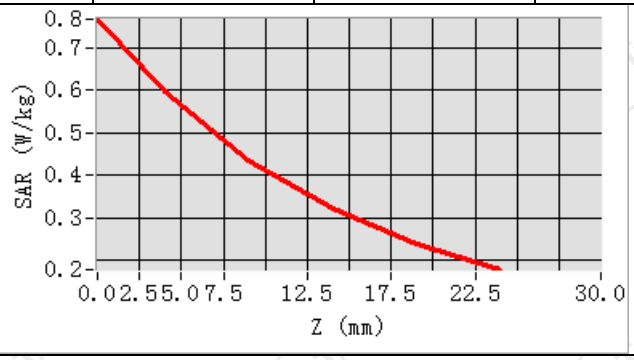

Hot spot position

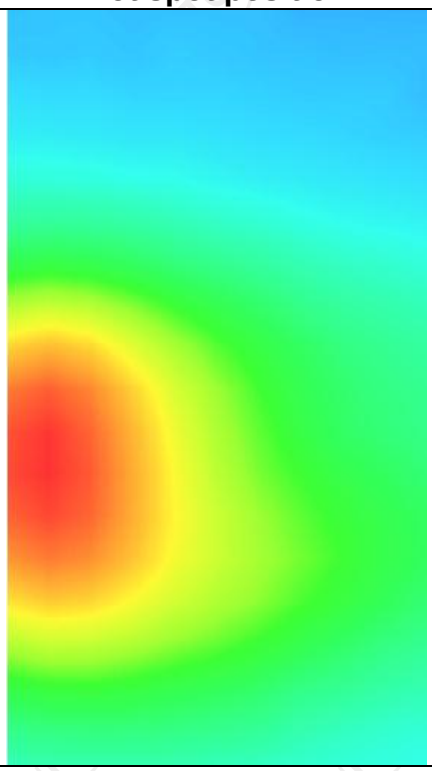

MEASUREMENT 2	
Middle Band SAR (Channel 18900):	Date: 09/21/2022
Frequency (MHz)	1880.000000
Relative permittivity (real part)	39.076721
Relative permittivity (imaginary part)	12.607061
Conductivity (S/m)	1.367609
Variation (%)	0.150000
Crest Factor	1.0
Probe Conversion factor	2.23
E-Field Probe:	SSE2 (SN 36/20 EPGO346)
Area Scan	dx=8mm dy=8mm, h= 5.00 mm
ZoomScan	5x5x7,dx=8mm dy=8mm dz=5mm,Complete/ndx=8mm dy=8mm, h= 5.00 mm
Phantom	Validation plane
Device Position	Body back(10mm)
Band	LTE band 2 (1 RB#0)
SURFACE SAR	**VOLUME SAR**
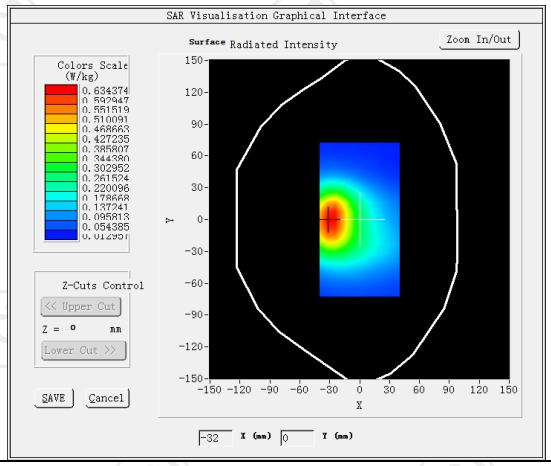	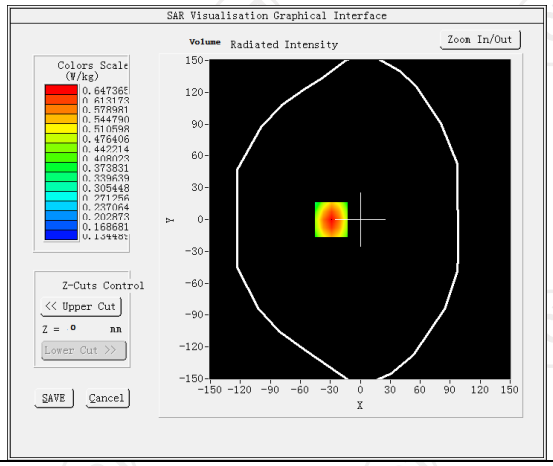
Maximum location: X=-29.00, Y=0.00 SAR Peak: 0.84 W/kg	
SAR 10g (W/Kg)	0.422266
SAR 1g (W/Kg)	0.617496

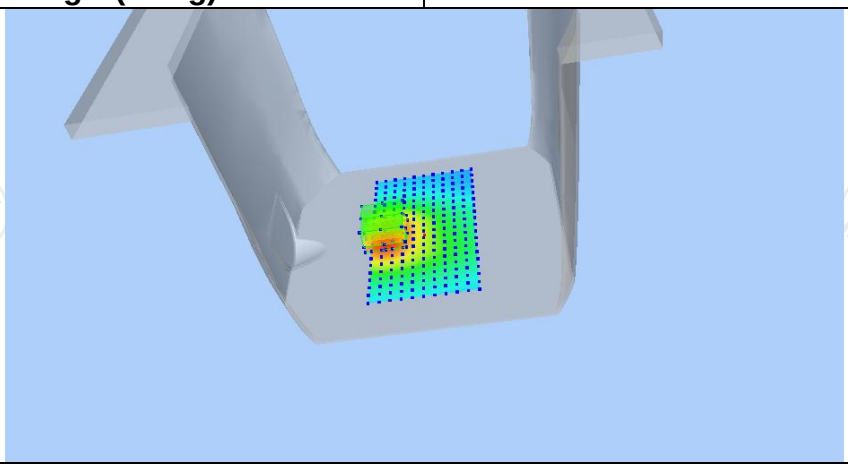

Z (mm)	0.00	4.00	9.00	14.00	19.00
SAR (W/Kg)	0.8429	0.6474	0.4658	0.3395	0.2520

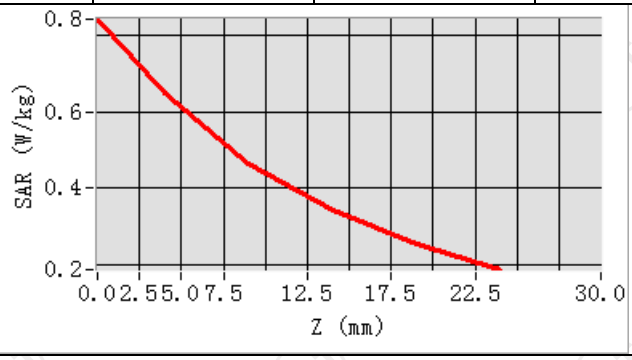

Hot spot position

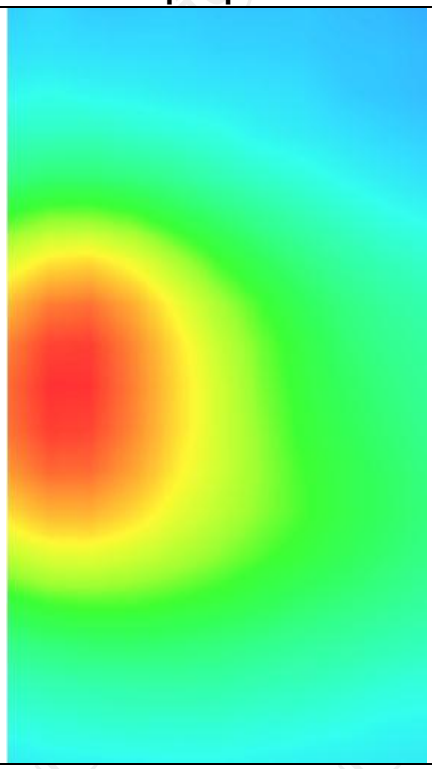

MEASUREMENT 3	
Middle Band SAR (Channel 18900):	Date: 09/21/2022
Frequency (MHz)	1880.000000
Relative permittivity (real part)	39.076721
Relative permittivity (imaginary part)	12.607061
Conductivity (S/m)	1.367609
Variation (%)	0.190000
Crest Factor	1.0
Probe Conversion factor	2.23
E-Field Probe:	SSE2 (SN 36/20 EPGO346)
Area Scan	dx=8mm dy=8mm, h= 5.00 mm
ZoomScan	5x5x7,dx=8mm dy=8mm dz=5mm,Complete/ndx=8mm dy=8mm, h= 5.00 mm
Phantom	Validation plane
Device Position	Body back(hotspot 10mm)
Band	LTE band 2 (1 RB#0)
SURFACE SAR	**VOLUME SAR**
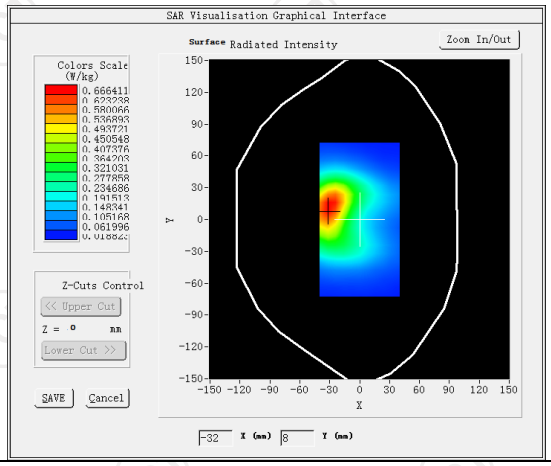	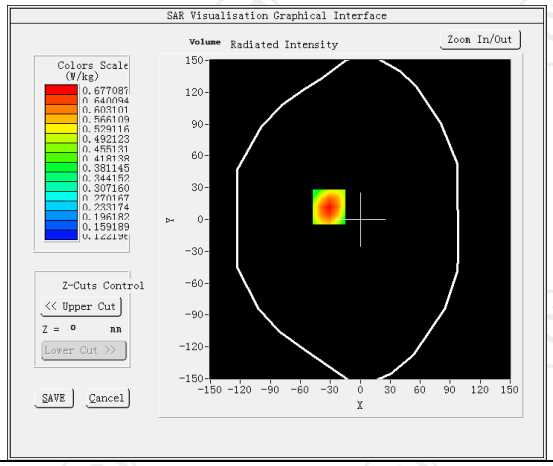
Maximum location: X=-31.00, Y=12.00 SAR Peak: 0.89 W/kg	
SAR 10g (W/Kg)	0.433967
SAR 1g (W/Kg)	0.644739
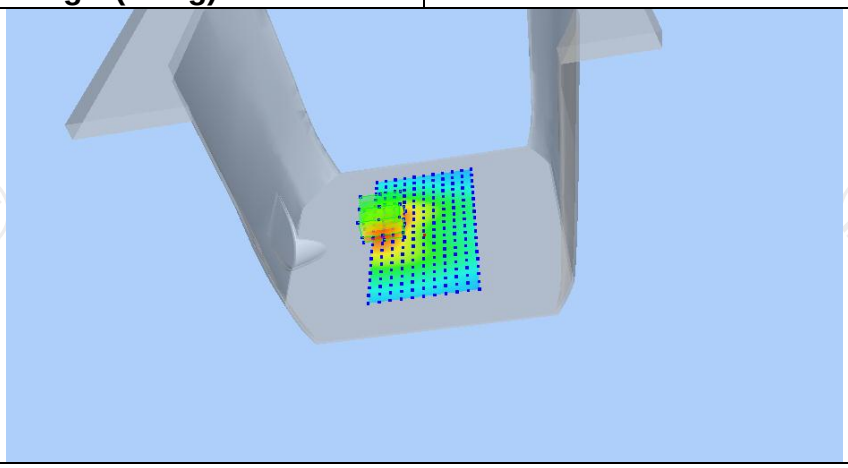	

Z (mm)	0.00	4.00	9.00	14.00	19.00
SAR (W/Kg)	0.8920	0.6771	0.4794	0.3437	0.2508

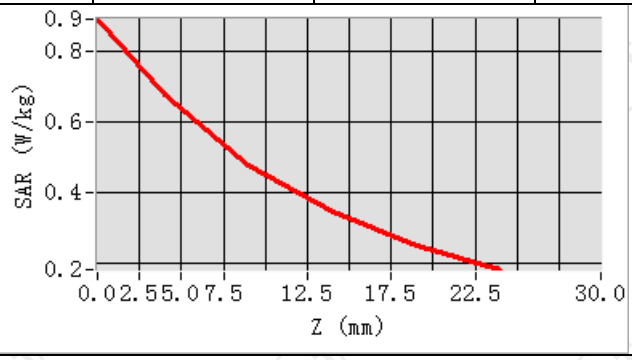

Hot spot position

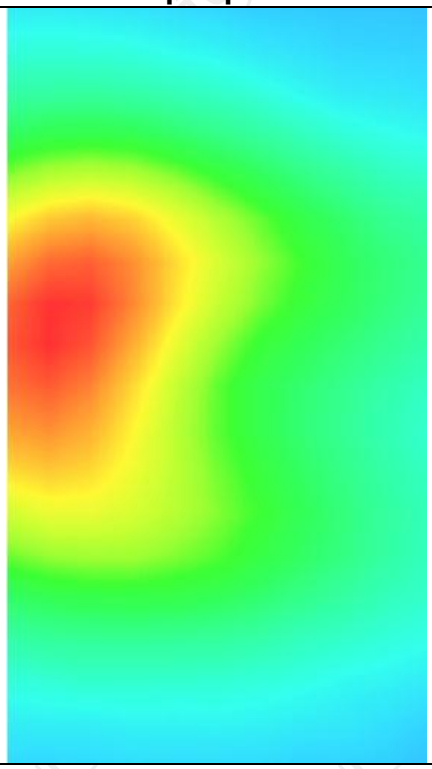

LTE Band 4

MEASUREMENT 1

Middle Band SAR (Channel 20175): Date: 09/19/2022

Frequency (MHz)	1732.500000
Relative permittivity (real part)	39.070000
Relative permittivity (imaginary part)	14.000000
Conductivity (S/m)	1.502592
Variation (%)	0.420000
Crest Factor	1.0
Probe Conversion factor	2.08
E-Field Probe:	SSE2 (SN 36/20 EPGO346)
Area Scan	dx=8mm dy=8mm, h= 5.00 mm
ZoomScan	5x5x7,dx=8mm dy=8mm dz=5mm,Complete/ndx=8mm dy=8mm, h= 5.00 mm
Phantom	Validation plane
Device Position	Body front(10mm)
Band	LTE band 4(1 RB#0)

SURFACE SAR

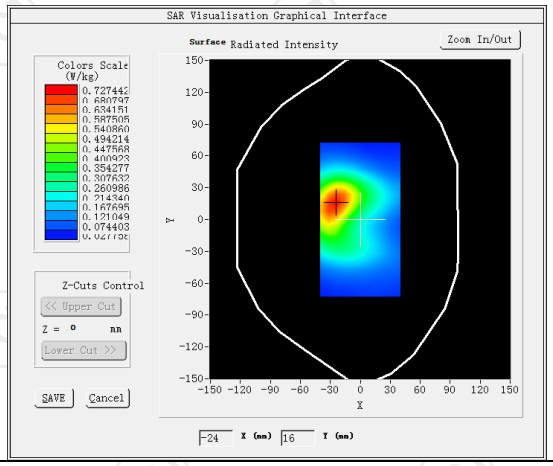

VOLUME SAR

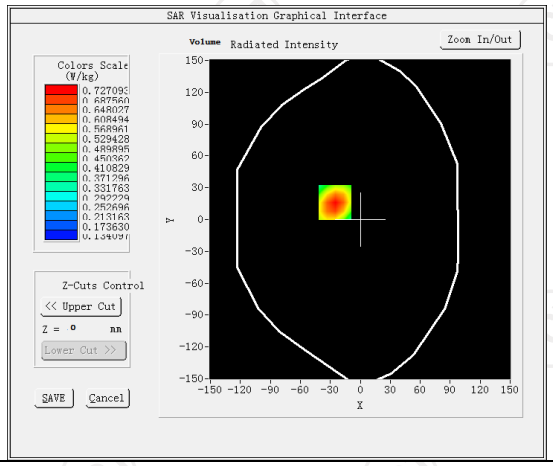

Maximum location: X=-25.00, Y=16.00 SAR Peak: 0.95 W/kg

SAR 10g (W/Kg)	0.588064
SAR 1g (W/Kg)	0.462651

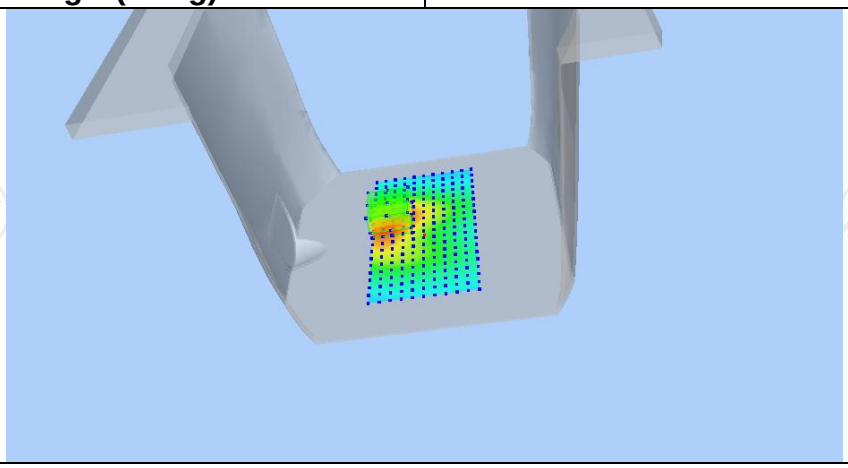

Z (mm)	0.00	4.00	9.00	14.00	19.00
SAR (W/Kg)	0.9534	0.7271	0.5176	0.3724	0.2720

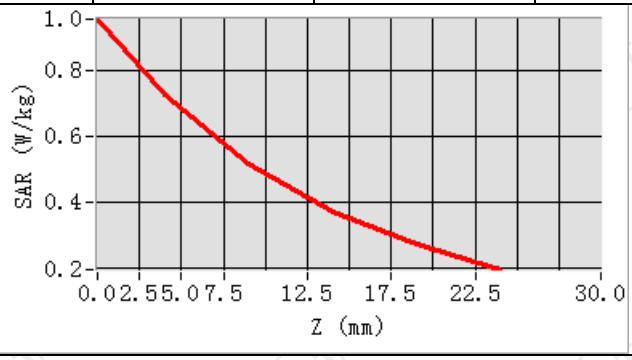

Hot spot position

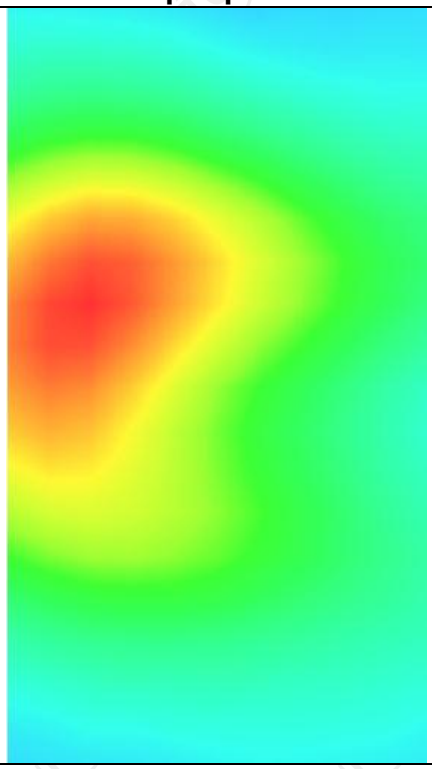

MEASUREMENT 2	
Middle Band SAR (Channel 20175):	Date: 09/19/2022
Frequency (MHz)	1732.500000
Relative permittivity (real part)	39.070000
Relative permittivity (imaginary part)	14.000000
Conductivity (S/m)	1.502592
Variation (%)	0.030000
Crest Factor	1.0
Probe Conversion factor	2.08
E-Field Probe:	SSE2 (SN 36/20 EPGO346)
Area Scan	dx=8mm dy=8mm, h= 5.00 mm
ZoomScan	5x5x7,dx=8mm dy=8mm dz=5mm,Complete/ndx=8mm dy=8mm, h= 5.00 mm
Phantom	Validation plane
Device Position	Body back(10mm)
Band	LTE band 4(1 RB#0)
SURFACE SAR	**VOLUME SAR**
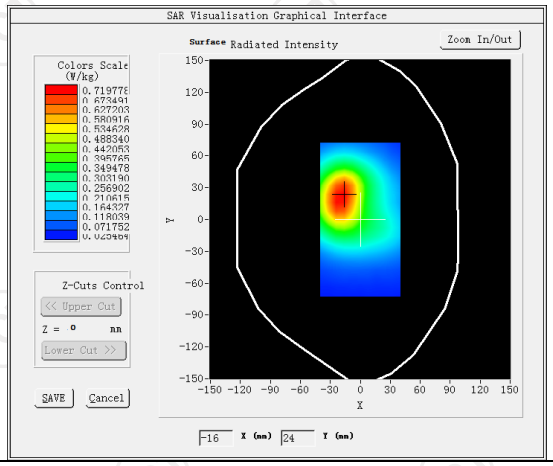	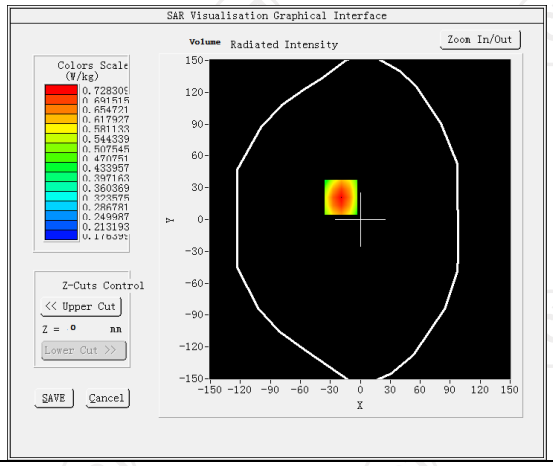
Maximum location: X=-19.00, Y=21.00 SAR Peak: 0.91 W/kg	
SAR 10g (W/Kg)	0.496725
SAR 1g (W/Kg)	0.697626
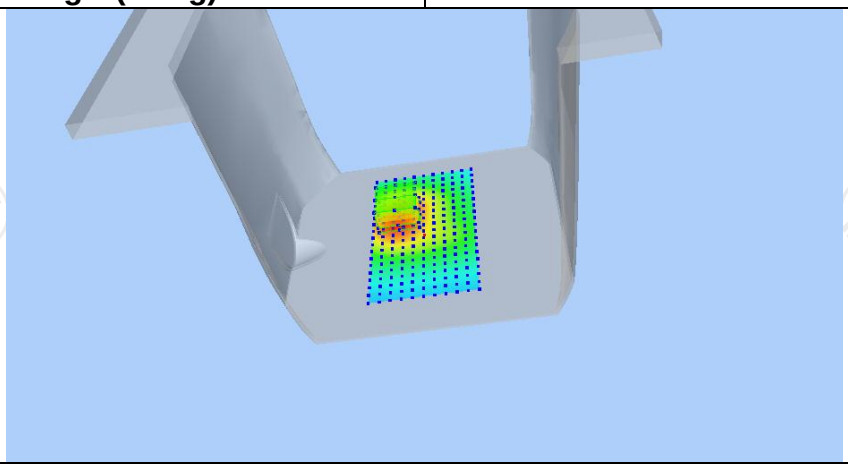	

Z (mm)	0.00	4.00	9.00	14.00	19.00
SAR (W/Kg)	0.9064	0.7283	0.5519	0.4184	0.3170

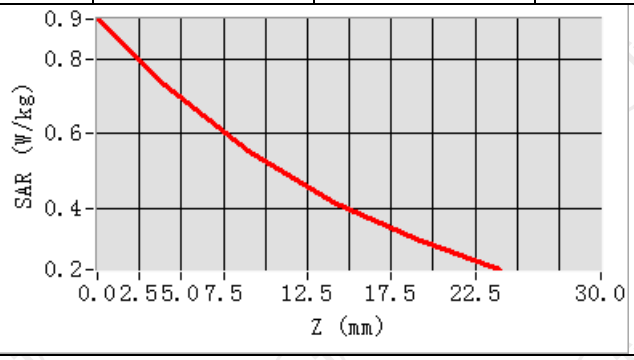

Hot spot position

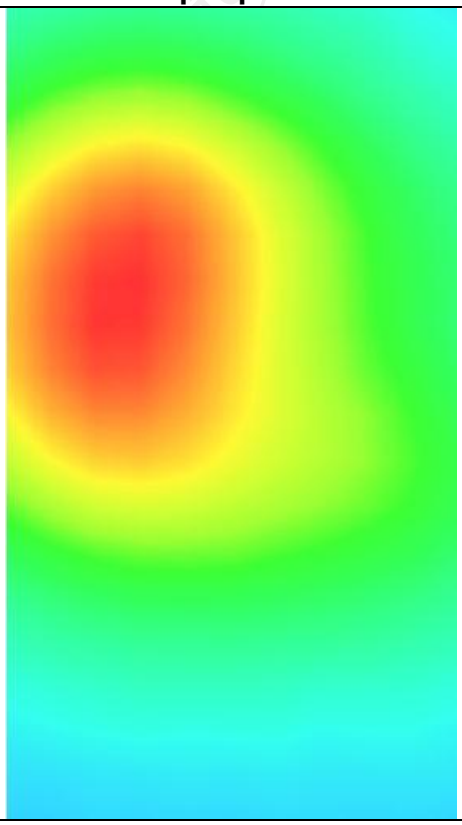

MEASUREMENT 3	
Middle Band SAR (Channel 20175):	Date: 09/19/2022
Frequency (MHz)	1732.500000
Relative permittivity (real part)	39.070000
Relative permittivity (imaginary part)	14.000000
Conductivity (S/m)	1.502592
Variation (%)	0.110000
Crest Factor	1.0
Probe Conversion factor	2.08
E-Field Probe:	SSE2 (SN 36/20 EPGO346)
Area Scan	dx=8mm dy=8mm, h= 5.00 mm
ZoomScan	5x5x7,dx=8mm dy=8mm dz=5mm,Complete/ndx=8mm dy=8mm, h= 5.00 mm
Phantom	Validation plane
Device Position	Body back(hotspot 10mm)
Band	LTE band 4(1 RB#0)
SURFACE SAR	**VOLUME SAR**
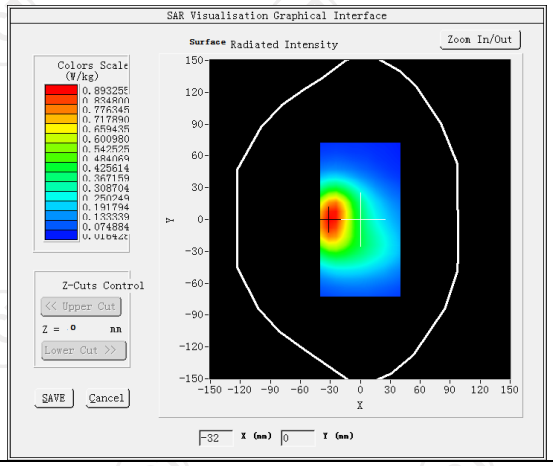	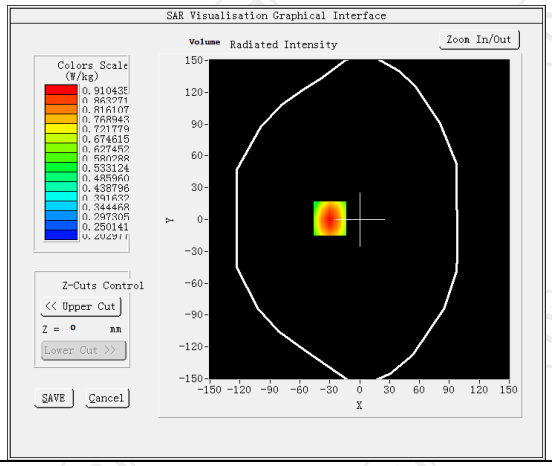
Maximum location: X=-30.00, Y=1.00 SAR Peak: 1.15 W/kg	
SAR 10g (W/Kg)	0.610644
SAR 1g (W/Kg)	0.719796
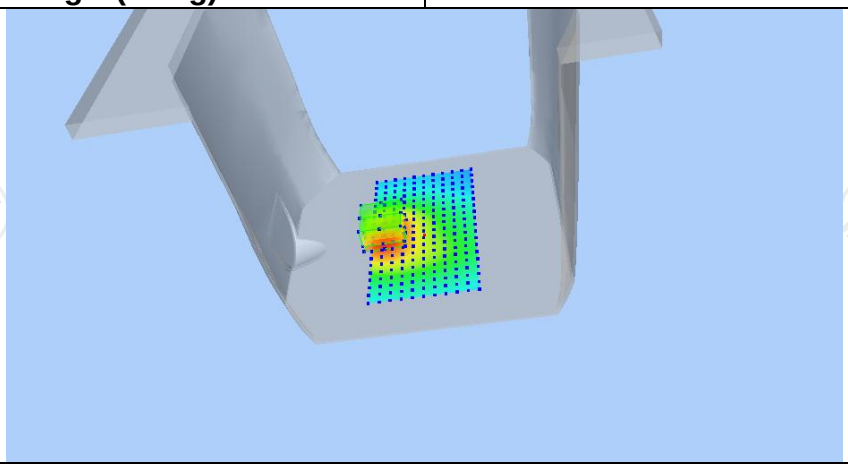	

Z (mm)	0.00	4.00	9.00	14.00	19.00
SAR (W/Kg)	1.1510	0.9104	0.6786	0.5092	0.3853

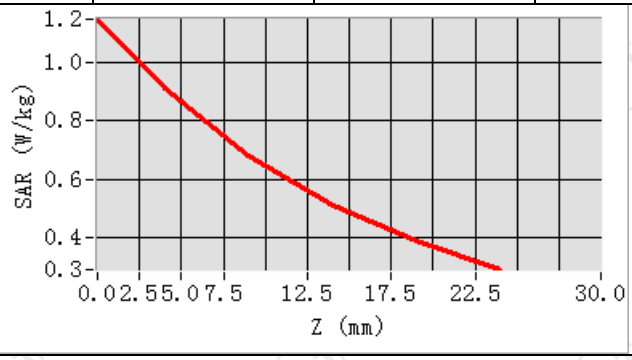

Hot spot position

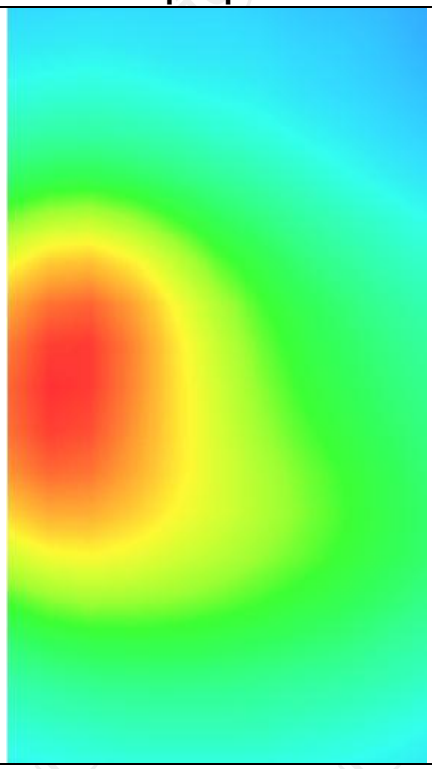

LTE Band 5

MEASUREMENT 1

Lower Band SAR (Channel 20450): Date: 09/16/2022

Frequency (MHz)	829.000000
Relative permittivity (real part)	41.417760
Relative permittivity (imaginary part)	18.129852
Conductivity (S/m)	0.934272
Variation (%)	1.410000
Crest Factor	1.0
Probe Conversion factor	1.80
E-Field Probe:	SSE2 (SN 36/20 EPGO346)
Area Scan	dx=8mm dy=8mm, h= 5.00 mm
ZoomScan	5x5x7,dx=8mm dy=8mm dz=5mm,Complete/ndx=8mm dy=8mm, h= 5.00 mm
Phantom	Validation plane
Device Position	Body front(0mm)
Band	LTE band 5(1 RB#0)

SURFACE SAR

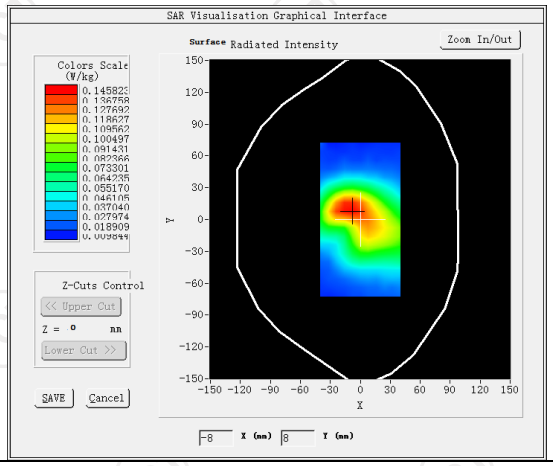

VOLUME SAR

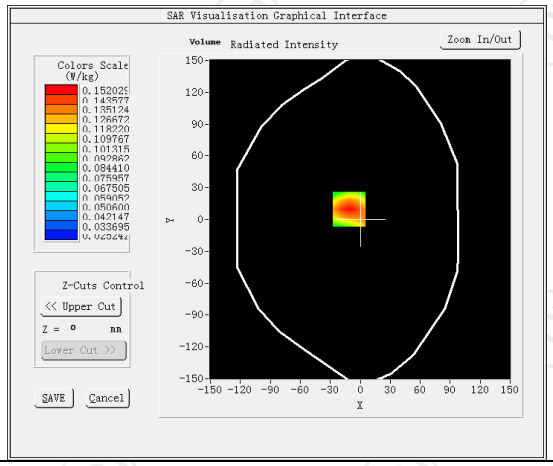

Maximum location: X=-11.00, Y=10.00 SAR Peak: 0.21 W/kg

SAR 10g (W/Kg)	0.094236
SAR 1g (W/Kg)	0.144461

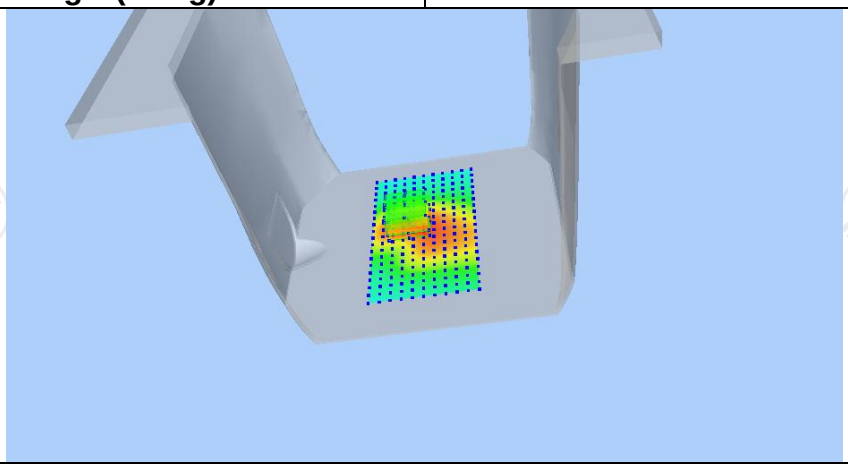

Z (mm)	0.00	4.00	9.00	14.00	19.00
SAR (W/Kg)	0.2094	0.1520	0.1018	0.0695	0.0491

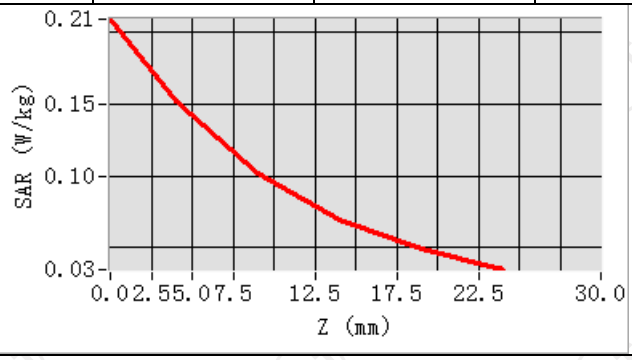

Hot spot position

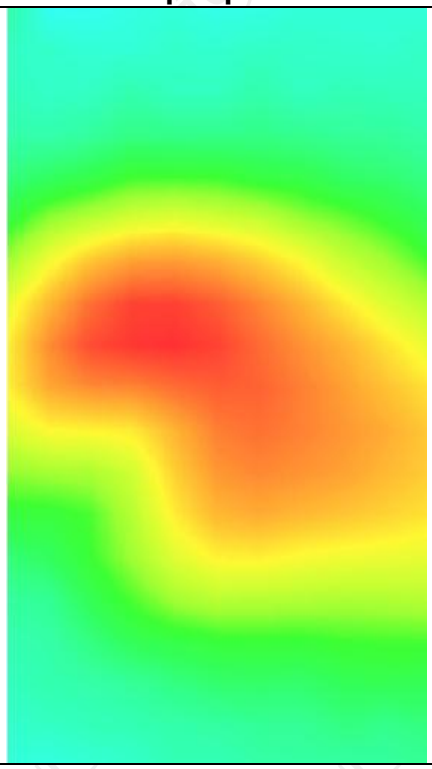

MEASUREMENT 2

Lower Band SAR (Channel 20450): Date: 09/16/2022

Frequency (MHz)	829.000000
Relative permittivity (real part)	41.417760
Relative permittivity (imaginary part)	18.129852
Conductivity (S/m)	0.934272
Variation (%)	-0.740000
Crest Factor	1.0
Probe Conversion factor	1.80
E-Field Probe:	SSE2 (SN 36/20 EPGO346)
Area Scan	dx=8mm dy=8mm, h= 5.00 mm
ZoomScan	5x5x7,dx=8mm dy=8mm dz=5mm,Complete/ndx=8mm dy=8mm, h= 5.00 mm
Phantom	Validation plane
Device Position	Body back(0mm)
Band	LTE band 5(1 RB#0)

SURFACE SAR

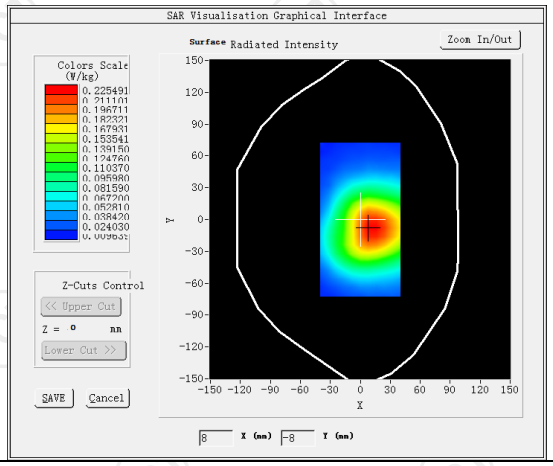

VOLUME SAR

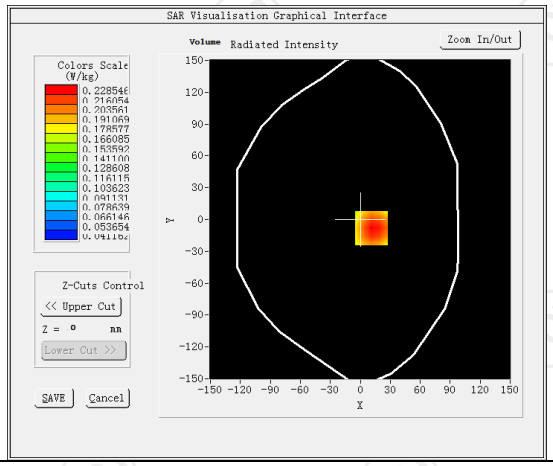

Maximum location: X=11.00, Y=-8.00 SAR Peak: 0.30 W/kg	
SAR 10g (W/Kg)	0.156638
SAR 1g (W/Kg)	0.220393

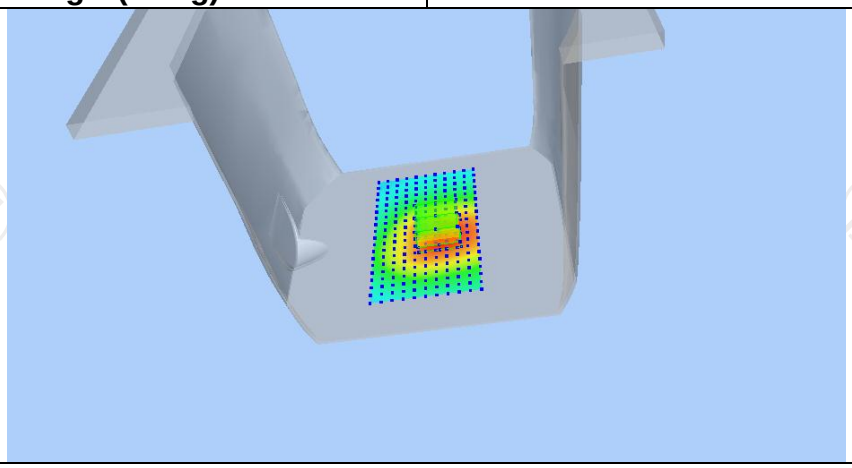

Z (mm)	0.00	4.00	9.00	14.00	19.00
SAR (W/Kg)	0.2946	0.2285	0.1661	0.1216	0.0899

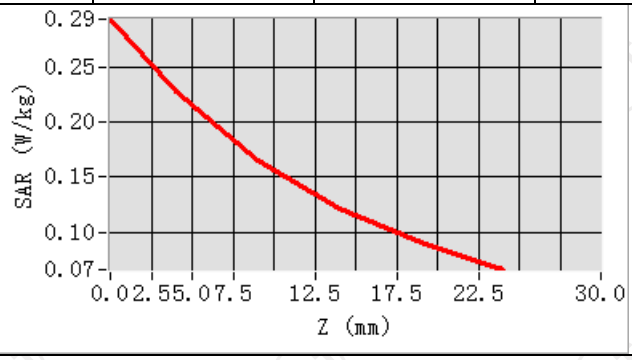

Hot spot position

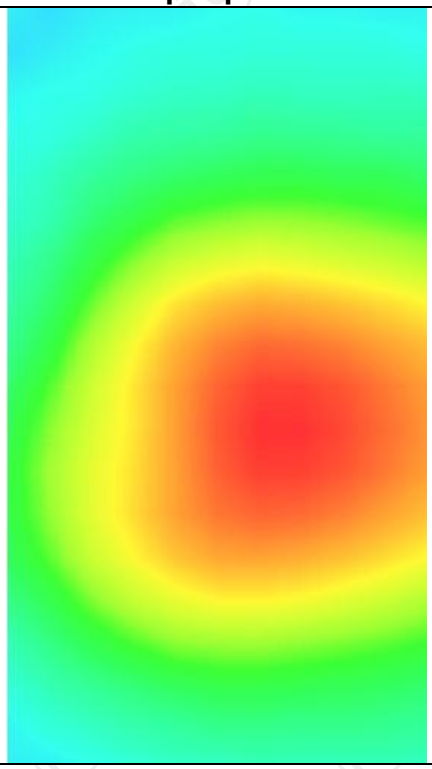

MEASUREMENT 3	
Lower Band SAR (Channel 20450):	Date: 09/16/2022
Frequency (MHz)	829.000000
Relative permittivity (real part)	41.417760
Relative permittivity (imaginary part)	18.129852
Conductivity (S/m)	0.934272
Variation (%)	-0.120000
Crest Factor	1.0
Probe Conversion factor	1.80
E-Field Probe:	SSE2 (SN 36/20 EPGO346)
Area Scan	dx=8mm dy=8mm, h= 5.00 mm
ZoomScan	5x5x7,dx=8mm dy=8mm dz=5mm,Complete/ndx=8mm dy=8mm, h= 5.00 mm
Phantom	Validation plane
Device Position	Body back((hotspot 0mm)
Band	LTE band 5(1 RB#0)
SURFACE SAR	**VOLUME SAR**
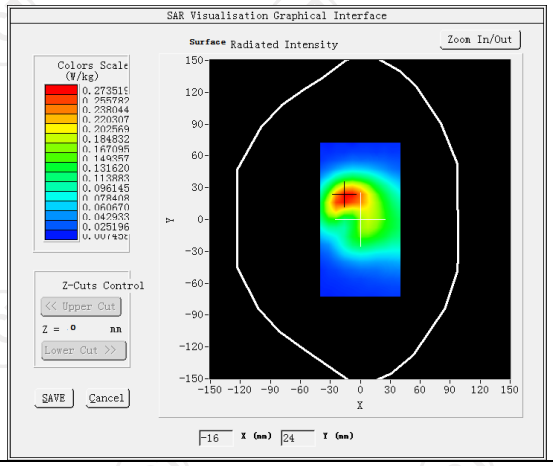	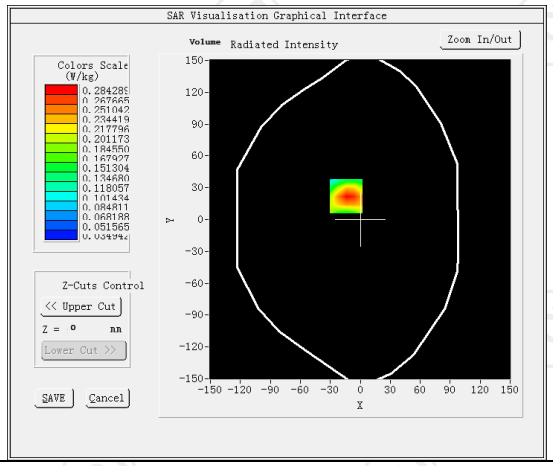
Maximum location: X=-14.00, Y=22.00 SAR Peak: 0.42 W/kg	
SAR 10g (W/Kg)	0.161678
SAR 1g (W/Kg)	0.268255
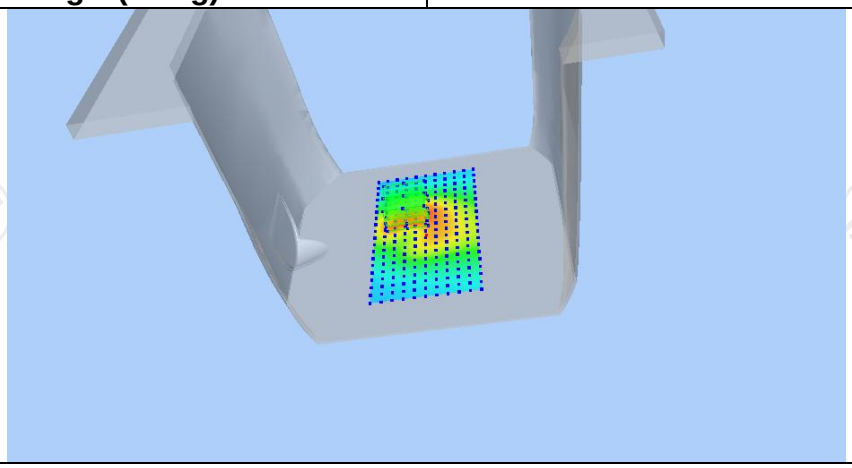	

Z (mm)	0.00	4.00	9.00	14.00	19.00
SAR (W/Kg)	0.4125	0.2843	0.1776	0.1137	0.0764

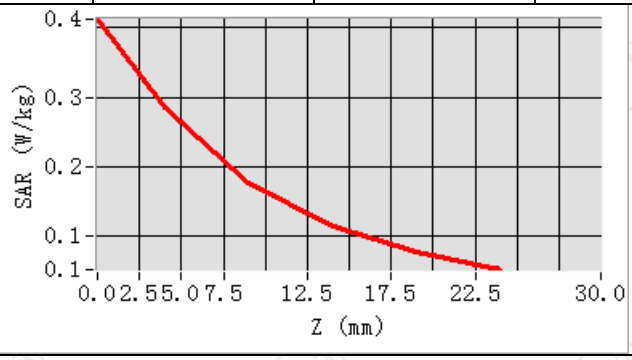

Hot spot position

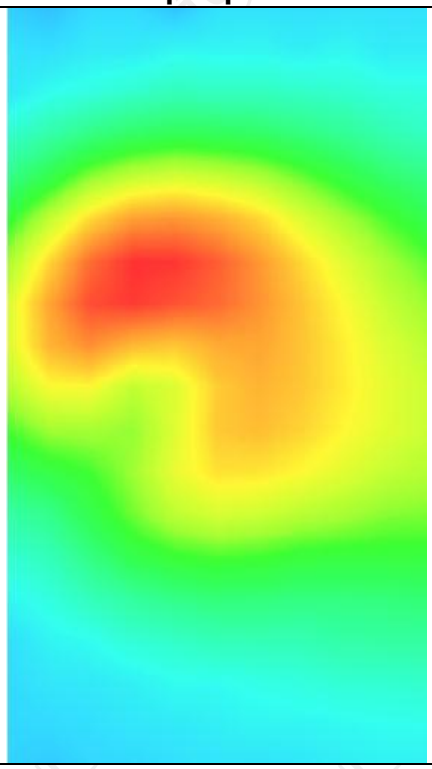

LTE Band 7

MEASUREMENT 1	
Middle Band SAR (Channel 21100):	Date: 10/11/2022
Frequency (MHz)	2535.000000
Relative permittivity (real part)	38.853477
Relative permittivity (imaginary part)	13.545489
Conductivity (S/m)	1.922567
Variation (%)	1.040000
Crest Factor	1.0
Probe Conversion factor	4.36
E-Field Probe:	SSE2 (SN 36/20 EPGO346)
Area Scan	dx=8mm dy=8mm, h= 5.00 mm
ZoomScan	5x5x7,dx=8mm dy=8mm dz=5mm,Complete/ndx=8mm dy=8mm, h= 5.00 mm
Phantom	Validation plane
Device Position	Body front(10mm)
Band	LTE band 7(1 RB#0)
SURFACE SAR	**VOLUME SAR**

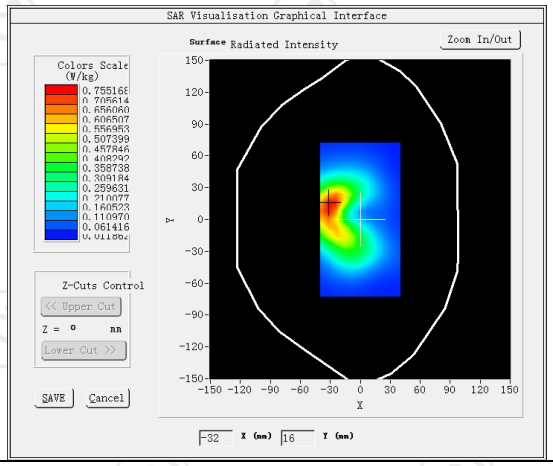

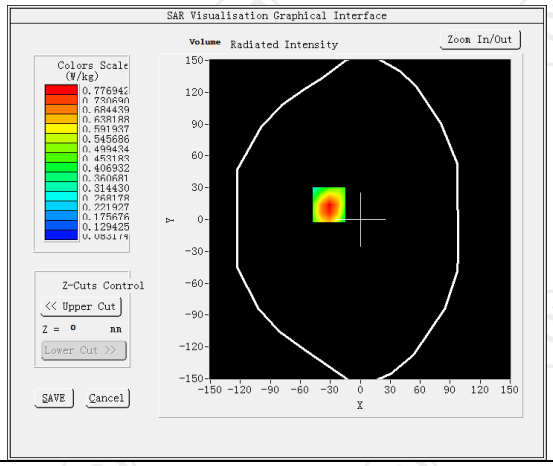

Maximum location: X=-31.00, Y=14.00 SAR Peak: 1.13 W/kg	
SAR 10g (W/Kg)	0.752322
SAR 1g (W/Kg)	0.452155

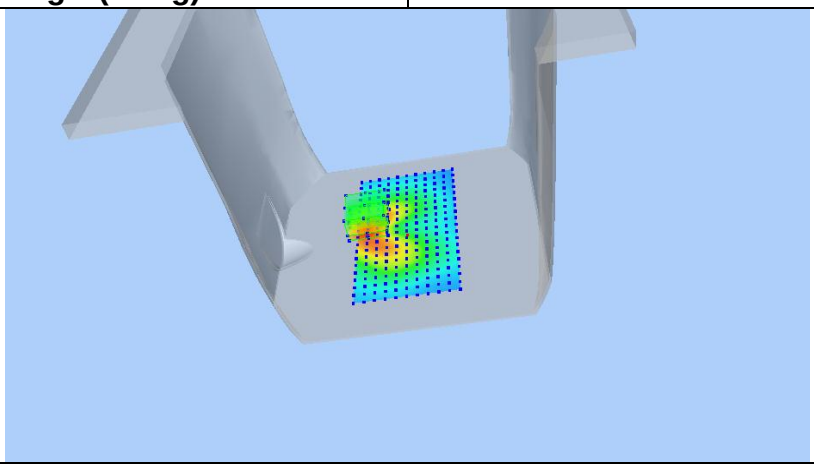

Z (mm)	0.00	4.00	9.00	14.00	19.00
SAR (W/Kg)	1.1140	0.7769	0.4908	0.3140	0.2070

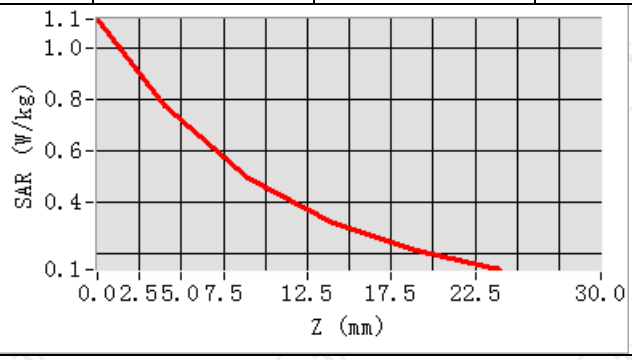

Hot spot position

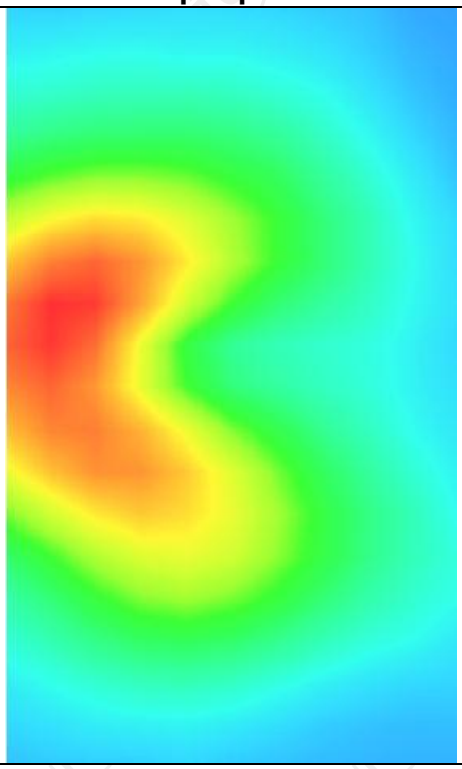

MEASUREMENT 2

Middle Band SAR (Channel 21100): Date: 10/11/2022

Frequency (MHz)	2535.000000
Relative permittivity (real part)	38.853477
Relative permittivity (imaginary part)	13.545489
Conductivity (S/m)	1.922567
Variation (%)	-0.170000
Crest Factor	1.0
Probe Conversion factor	4.36
E-Field Probe:	SSE2 (SN 36/20 EPGO346)
Area Scan	dx=8mm dy=8mm, h= 5.00 mm
ZoomScan	5x5x7,dx=8mm dy=8mm dz=5mm,Complete/ndx=8mm dy=8mm, h= 5.00 mm
Phantom	Validation plane
Device Position	Body back(10mm)
Band	LTE band 7(1 RB#0)

SURFACE SAR	**VOLUME SAR**
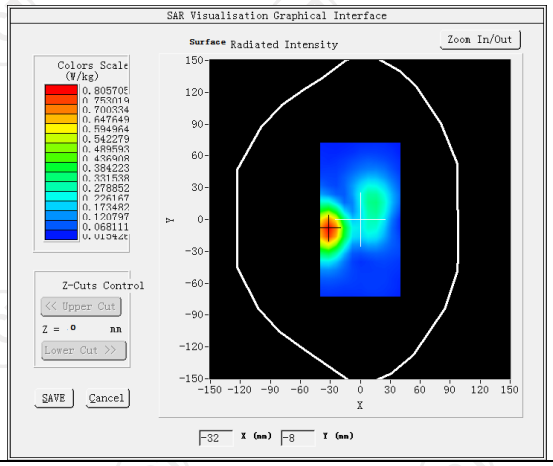	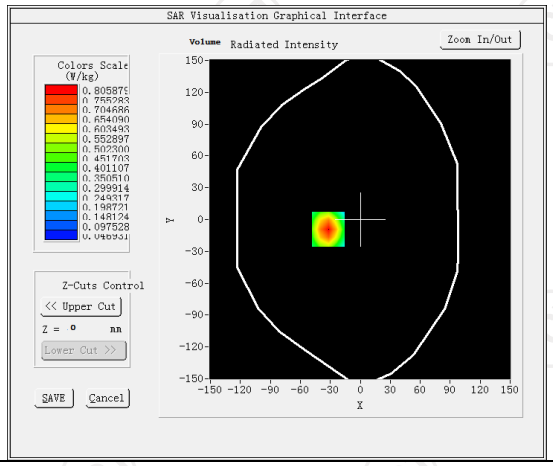

Maximum location: X=-32.00, Y=-9.00 SAR Peak: 1.13 W/kg	
SAR 10g (W/Kg)	0.457947
SAR 1g (W/Kg)	0.568930

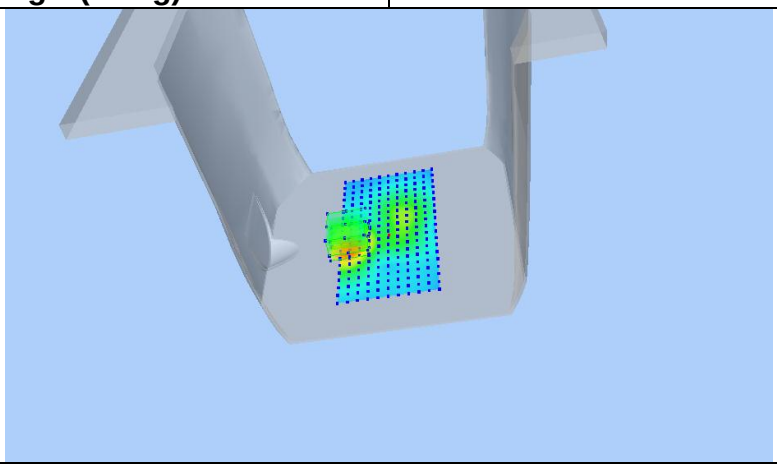

Z (mm)	0.00	4.00	9.00	14.00	19.00
SAR (W/Kg)	1.1304	0.8059	0.5228	0.3412	0.2264

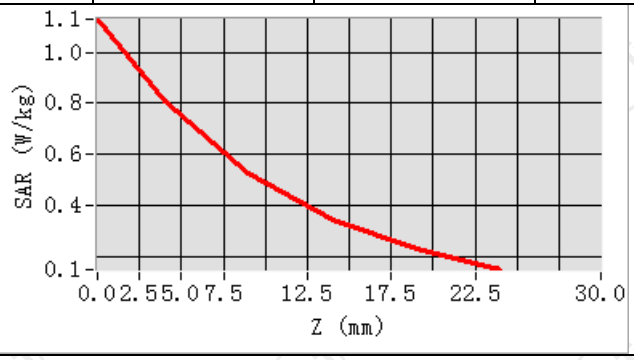

Hot spot position

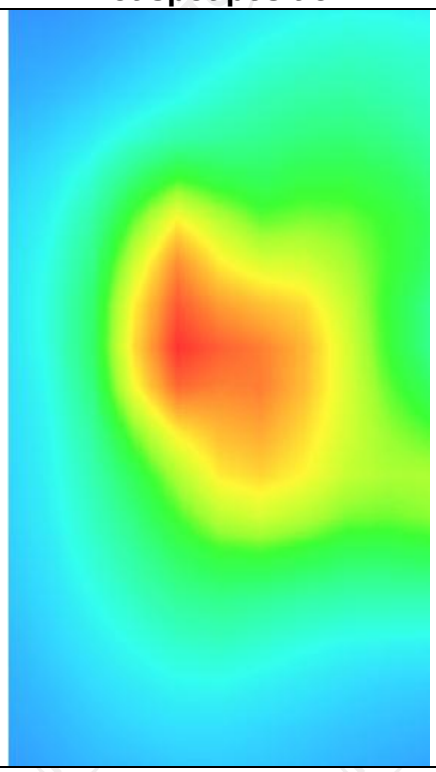

MEASUREMENT 3	
Middle Band SAR (Channel 21100):	Date: 10/11/2022
Frequency (MHz)	2535.000000
Relative permittivity (real part)	38.853477
Relative permittivity (imaginary part)	13.545489
Conductivity (S/m)	1.922567
Variation (%)	-0.500000
Crest Factor	1.0
Probe Conversion factor	4.36
E-Field Probe:	SSE2 (SN 36/20 EPGO346)
Area Scan	dx=8mm dy=8mm, h= 5.00 mm
ZoomScan	5x5x7,dx=8mm dy=8mm dz=5mm,Complete/ndx=8mm dy=8mm, h= 5.00 mm
Phantom	Validation plane
Device Position	Body back(hotspot 10mm)
Band	LTE band 7(1 RB#0)
SURFACE SAR	**VOLUME SAR**
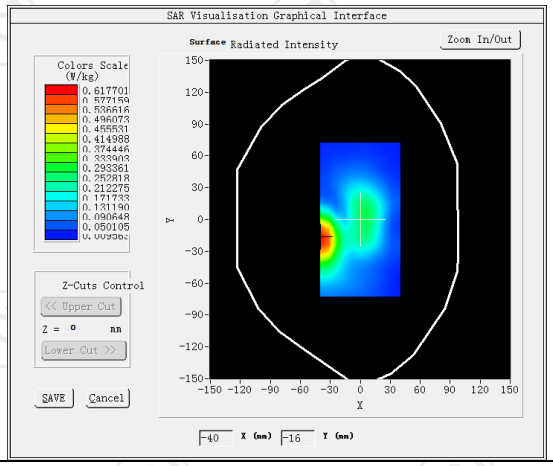	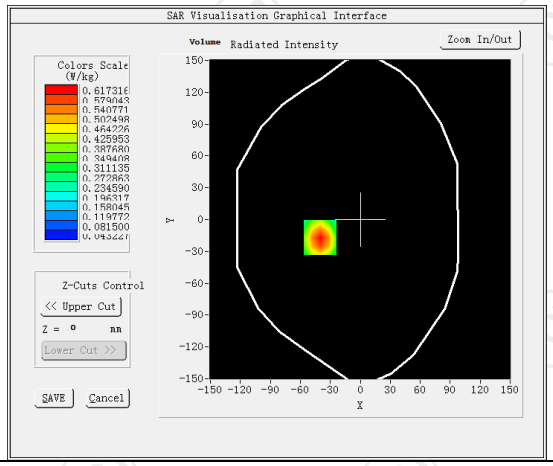
Maximum location: X=-40.00, Y=-17.00 SAR Peak: 0.85 W/kg	
SAR 10g (W/Kg)	0.364068
SAR 1g (W/Kg)	0.591958

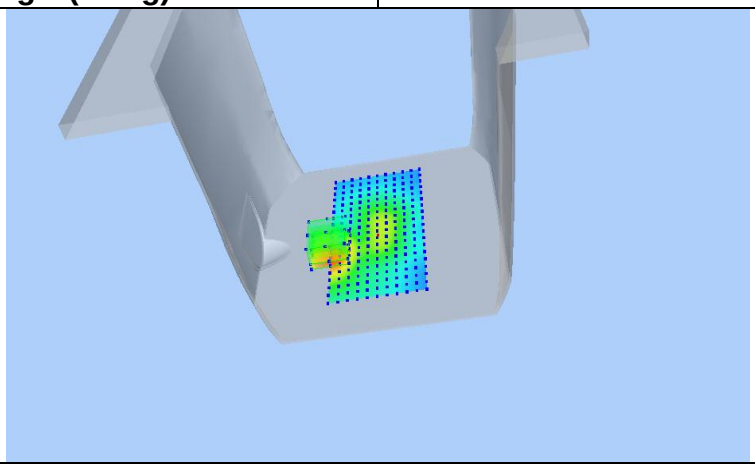

Z (mm)	0.00	4.00	9.00	14.00	19.00
SAR (W/Kg)	0.8517	0.6173	0.4088	0.2712	0.1815

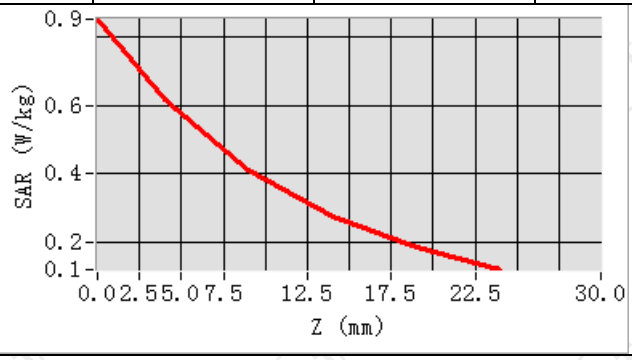

Hot spot position

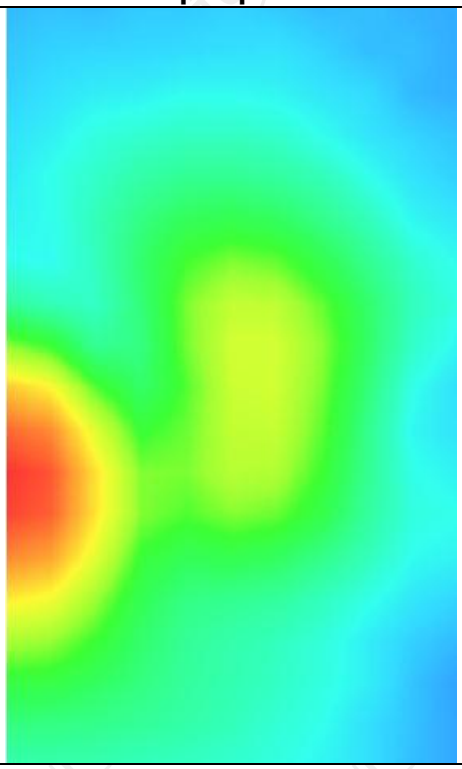

LTE Band 12

MEASUREMENT 1	
Lower Band SAR (Channel 23060):	Date: 09/14/2022
Frequency (MHz)	704.000000
Relative permittivity (real part)	40.761260
Relative permittivity (imaginary part)	17.130904
Conductivity (S/m)	0.934272
Variation (%)	1.700000
Crest Factor	1.0
Probe Conversion factor	1.71
E-Field Probe:	SSE2 (SN 36/20 EPGO346)
Area Scan	dx=8mm dy=8mm, h= 5.00 mm
ZoomScan	5x5x7,dx=8mm dy=8mm dz=5mm,Complete/ndx=8mm dy=8mm, h= 5.00 mm
Phantom	Validation plane
Device Position	Body front(10mm)
Band	LTE band 12(1 RB#0)
SURFACE SAR	**VOLUME SAR**
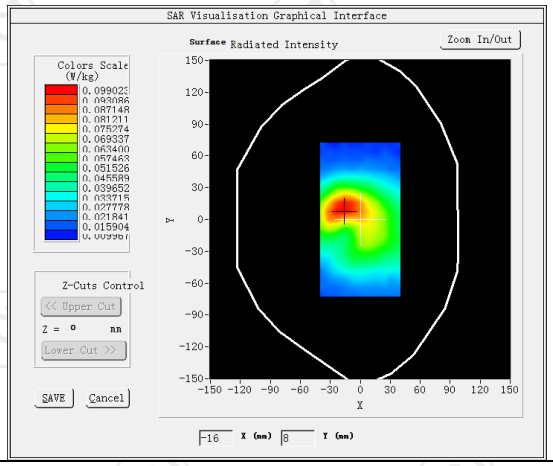	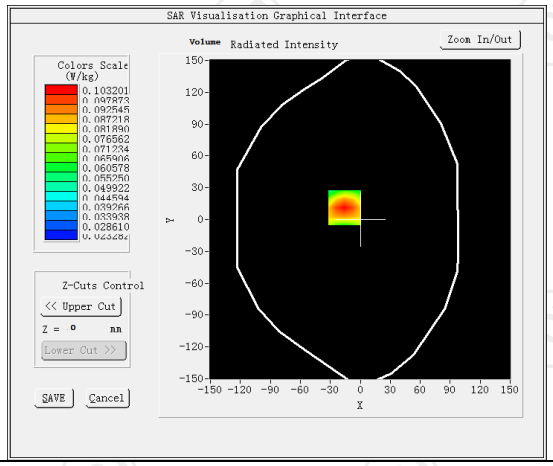
Maximum location: X=-16.00, Y=11.00 SAR Peak: 0.15 W/kg	
SAR 10g (W/Kg)	0.065604
SAR 1g (W/Kg)	0.100025

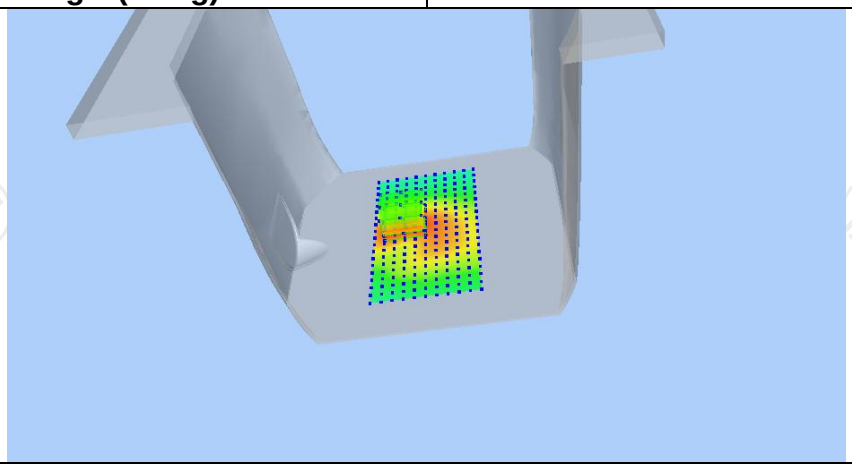

Z (mm)	0.00	4.00	9.00	14.00	19.00
SAR (W/Kg)	0.1454	0.1032	0.0681	0.0473	0.0355

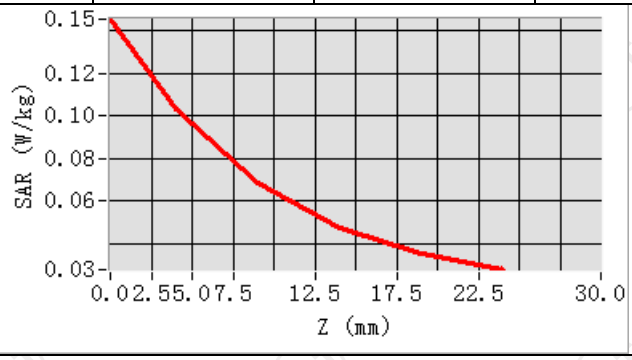

Hot spot position

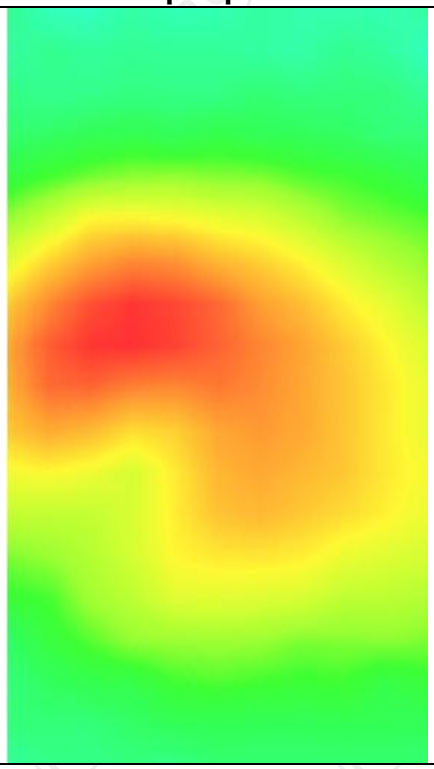

MEASUREMENT 2	
Lower Band SAR (Channel 23060):	Date: 09/14/2022
Frequency (MHz)	704.000000
Relative permittivity (real part)	40.761260
Relative permittivity (imaginary part)	17.130904
Conductivity (S/m)	0.934272
Variation (%)	-1.030000
Crest Factor	1.0
Probe Conversion factor	1.71
E-Field Probe:	SSE2 (SN 36/20 EPGO346)
Area Scan	dx=8mm dy=8mm, h= 5.00 mm
ZoomScan	5x5x7,dx=8mm dy=8mm dz=5mm,Complete/ndx=8mm dy=8mm, h= 5.00 mm
Phantom	Validation plane
Device Position	Body back(10mm)
Band	LTE band 12(1 RB#0)
SURFACE SAR	**VOLUME SAR**
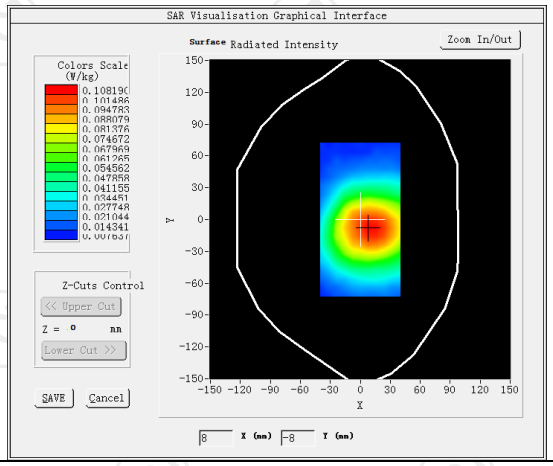	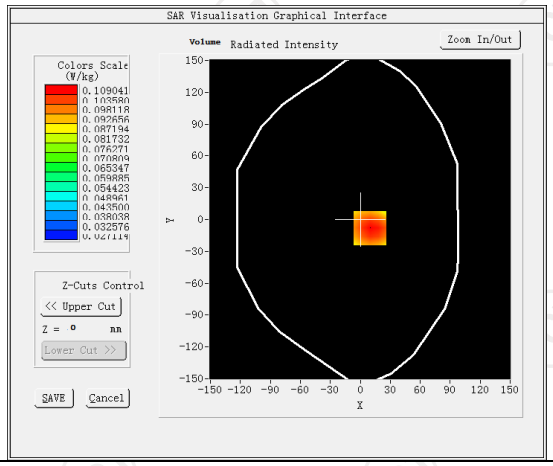
Maximum location: X=10.00, Y=-8.00 SAR Peak: 0.14 W/kg	
SAR 10g (W/Kg)	0.080657
SAR 1g (W/Kg)	0.107782
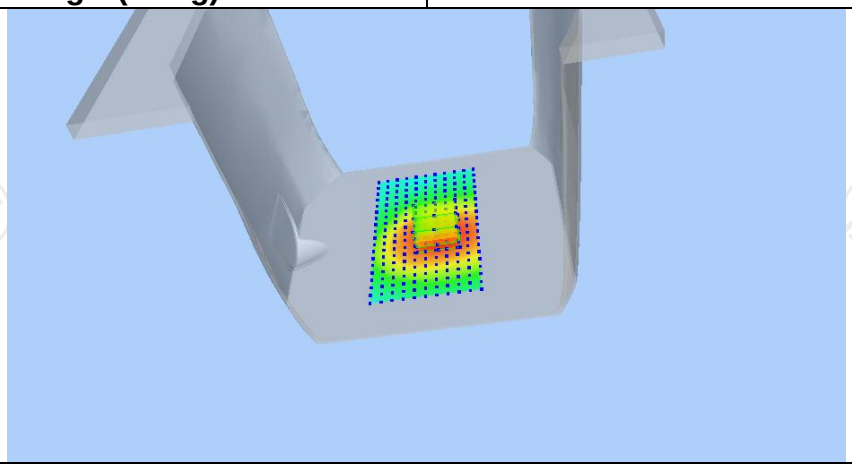	

Z (mm)	0.00	4.00	9.00	14.00	19.00
SAR (W/Kg)	0.1394	0.1090	0.0816	0.0636	0.0520

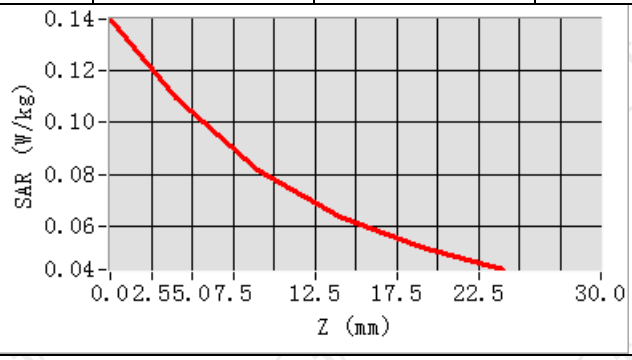

Hot spot position

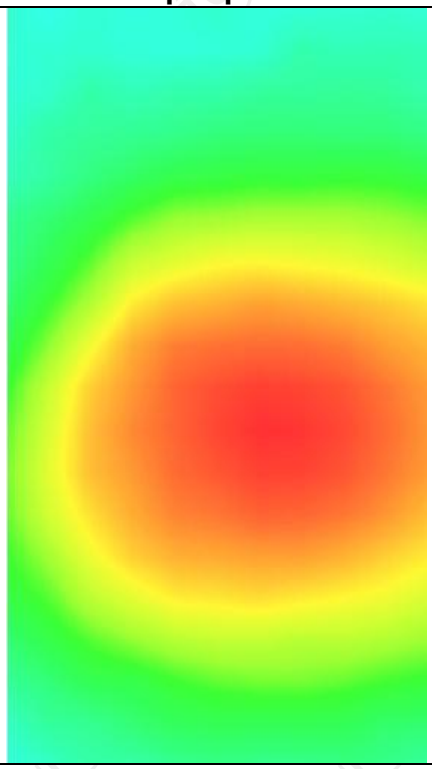

MEASUREMENT 3	
Lower Band SAR (Channel 23060):	Date: 09/14/2022
Frequency (MHz)	704.000000
Relative permittivity (real part)	40.761260
Relative permittivity (imaginary part)	17.130904
Conductivity (S/m)	0.934272
Variation (%)	-0.310000
Crest Factor	1.0
Probe Conversion factor	1.71
E-Field Probe:	SSE2 (SN 36/20 EPGO346)
Area Scan	dx=8mm dy=8mm, h= 5.00 mm
ZoomScan	5x5x7,dx=8mm dy=8mm dz=5mm,Complete/ndx=8mm dy=8mm, h= 5.00 mm
Phantom	Validation plane
Device Position	Body back(hotspot 10mm)
Band	LTE band 12(1 RB#0)
SURFACE SAR	**VOLUME SAR**
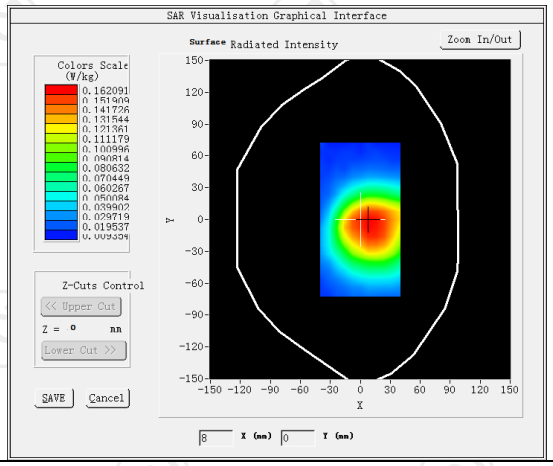	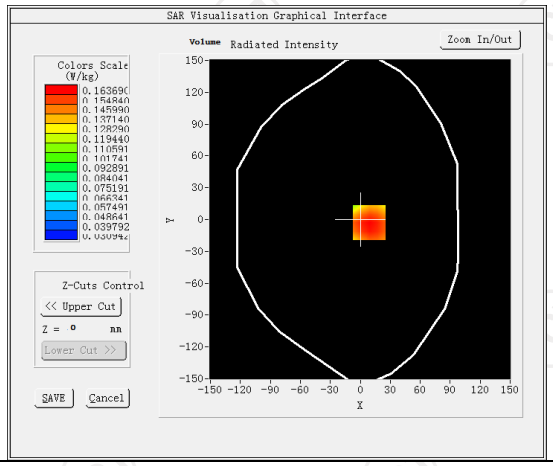
Maximum location: X=9.00, Y=-3.00 SAR Peak: 0.21 W/kg	
SAR 10g (W/Kg)	0.120176
SAR 1g (W/Kg)	0.162558

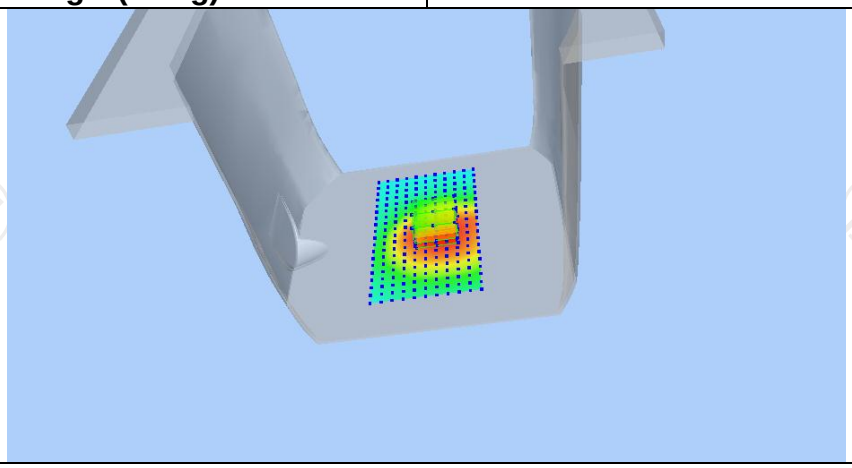

Z (mm)	0.00	4.00	9.00	14.00	19.00
SAR (W/Kg)	0.2079	0.1637	0.1225	0.0938	0.0740

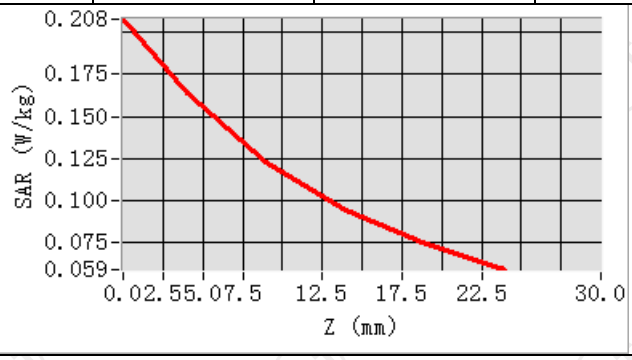

Hot spot position

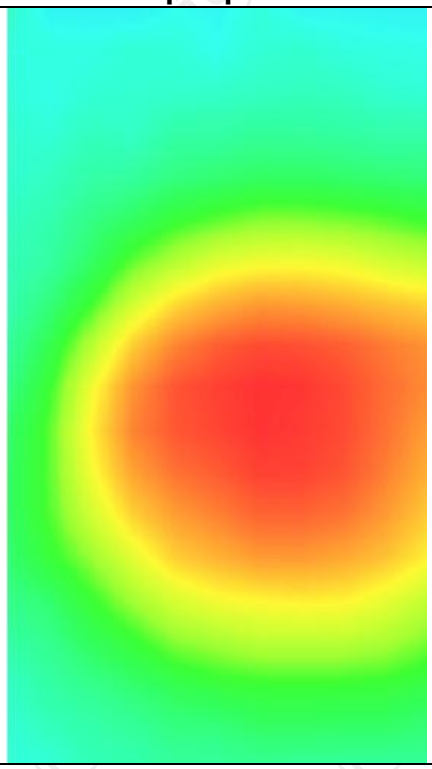

LTE Band 13

MEASUREMENT 1	
Middle Band SAR (Channel 23230):	Date: 09/14/2022
Frequency (MHz)	782.000000
Relative permittivity (real part)	40.761260
Relative permittivity (imaginary part)	17.130904
Conductivity (S/m)	0.934272
Variation (%)	0.490000
Crest Factor	1.0
Probe Conversion factor	1.71
E-Field Probe:	SSE2 (SN 36/20 EPGO346)
Area Scan	dx=8mm dy=8mm, h= 5.00 mm
ZoomScan	5x5x7,dx=8mm dy=8mm dz=5mm,Complete/ndx=8mm dy=8mm, h= 5.00 mm
Phantom	Validation plane
Device Position	Body front(10mm)
Band	LTE band 12(1 RB#0)
SURFACE SAR	**VOLUME SAR**
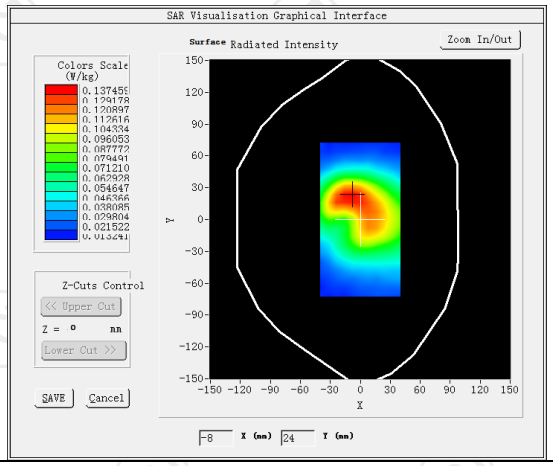	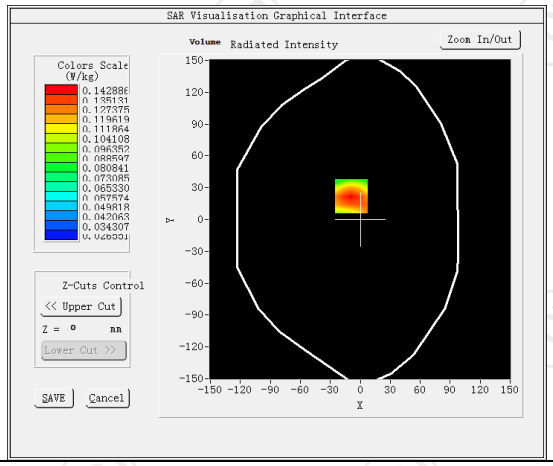
Maximum location: X=-9.00, Y=22.00 SAR Peak: 0.20 W/kg	
SAR 10g (W/Kg)	0.090061
SAR 1g (W/Kg)	0.136377
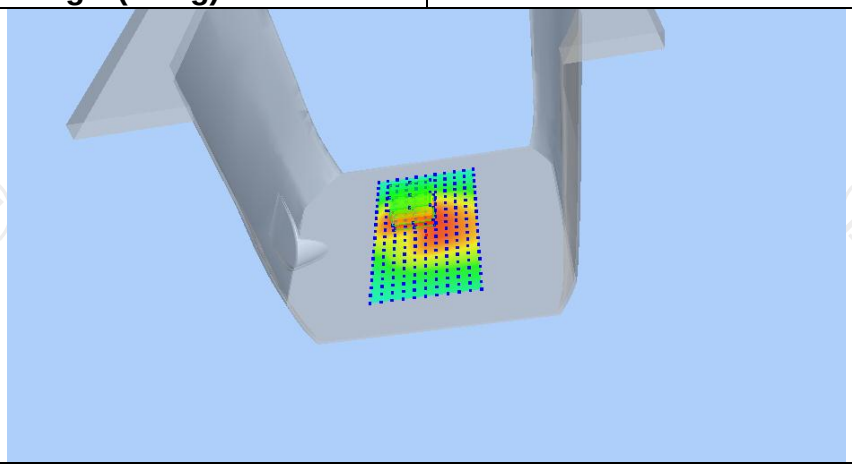	

Z (mm)	0.00	4.00	9.00	14.00	19.00
SAR (W/Kg)	0.1984	0.1429	0.0949	0.0647	0.0459

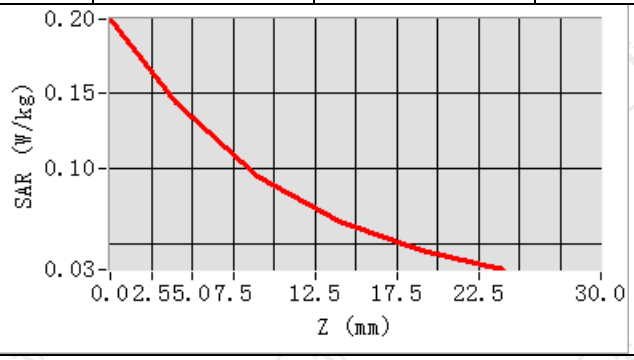

Hot spot position

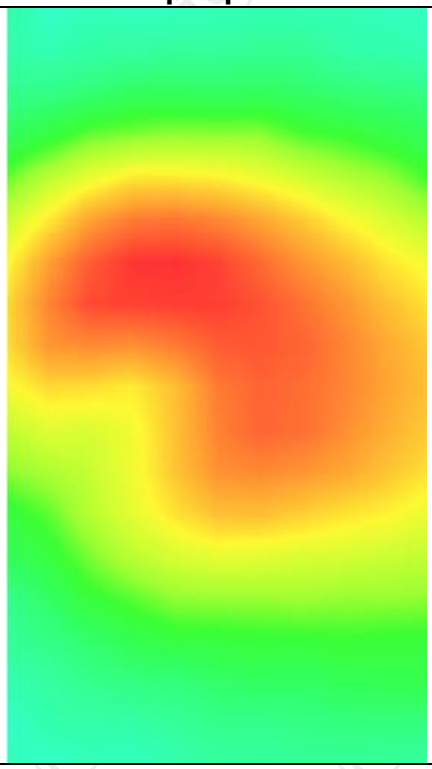

MEASUREMENT 2

Middle Band SAR (Channel 23230): Date: 09/14/2022

Frequency (MHz)	782.000000
Relative permittivity (real part)	40.761260
Relative permittivity (imaginary part)	17.130904
Conductivity (S/m)	0.934272
Variation (%)	-1.770000
Crest Factor	1.0
Probe Conversion factor	1.71
E-Field Probe:	SSE2 (SN 36/20 EPGO346)
Area Scan	dx=8mm dy=8mm, h= 5.00 mm
ZoomScan	5x5x7,dx=8mm dy=8mm dz=5mm,Complete/ndx=8mm dy=8mm, h= 5.00 mm
Phantom	Validation plane
Device Position	Body back(10mm)
Band	LTE band 12(1 RB#0)

SURFACE SAR

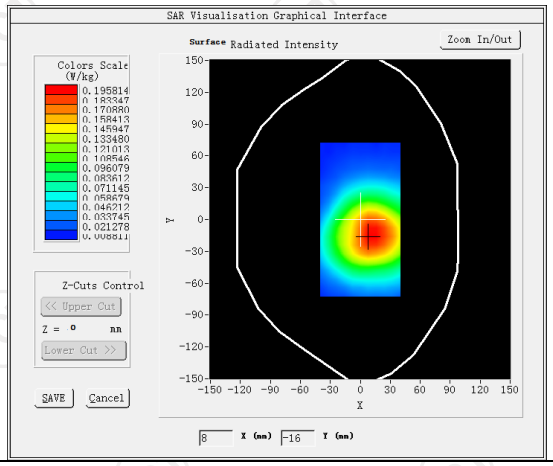

VOLUME SAR

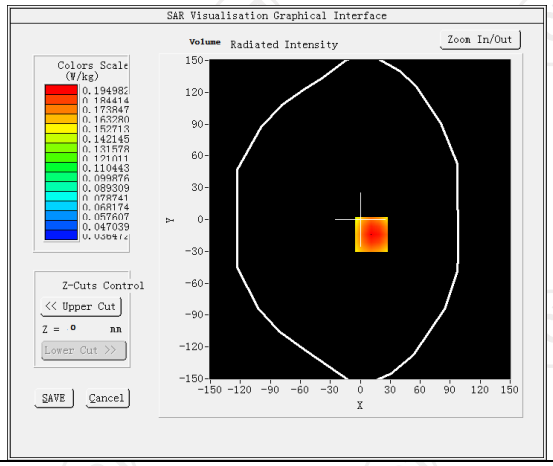

Maximum location: X=11.00, Y=-14.00 SAR Peak: 0.24 W/kg

SAR 10g (W/Kg)	0.137016
SAR 1g (W/Kg)	0.188171

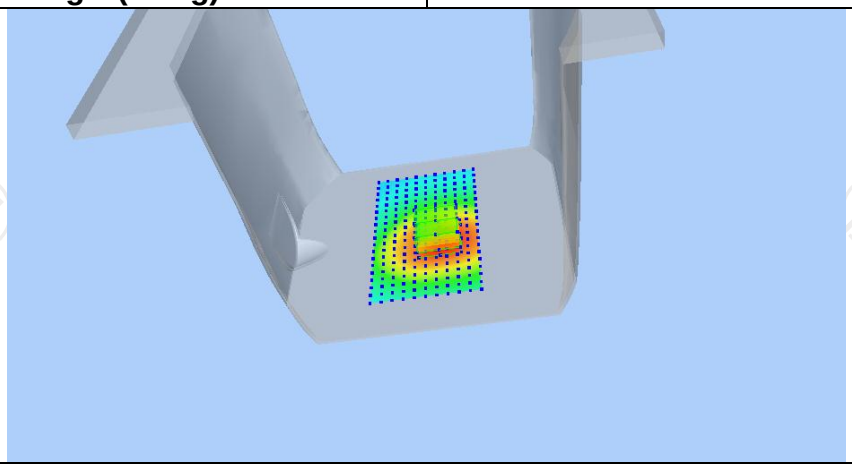

Z (mm)	0.00	4.00	9.00	14.00	19.00
SAR (W/Kg)	0.2446	0.1950	0.1460	0.1092	0.0813

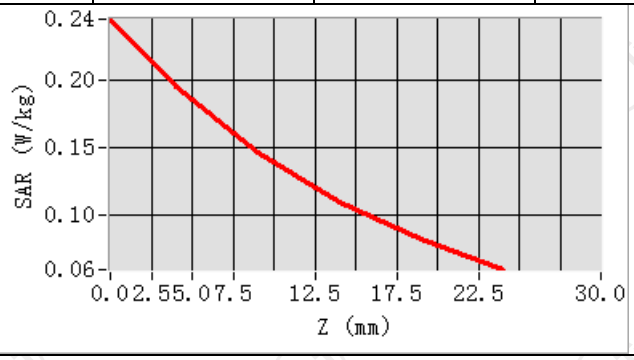

Hot spot position

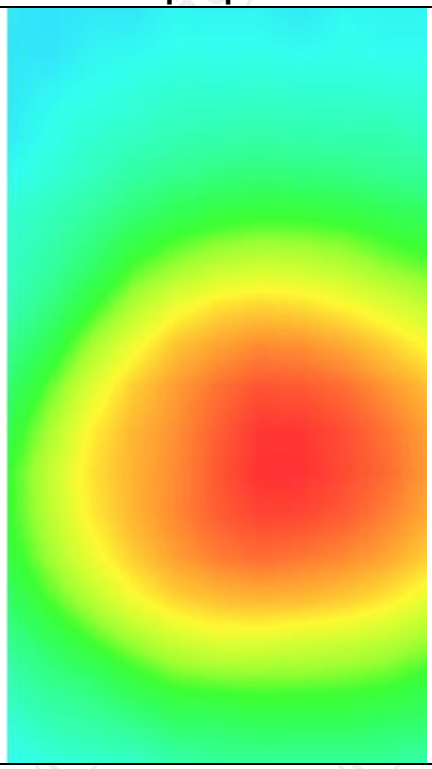

MEASUREMENT 3	
Middle Band SAR (Channel 23230):	Date: 09/14/2022
Frequency (MHz)	782.000000
Relative permittivity (real part)	40.761260
Relative permittivity (imaginary part)	17.130904
Conductivity (S/m)	0.934272
Variation (%)	0.610000
Crest Factor	1.0
Probe Conversion factor	1.71
E-Field Probe:	SSE2 (SN 36/20 EPGO346)
Area Scan	dx=8mm dy=8mm, h= 5.00 mm
ZoomScan	5x5x7,dx=8mm dy=8mm dz=5mm,Complete/ndx=8mm dy=8mm, h= 5.00 mm
Phantom	Validation plane
Device Position	Body back(hotspot 10mm)
Band	LTE band 12(1 RB#0)
SURFACE SAR	**VOLUME SAR**
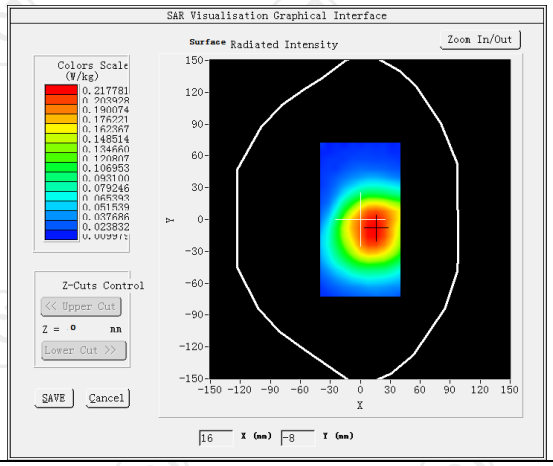	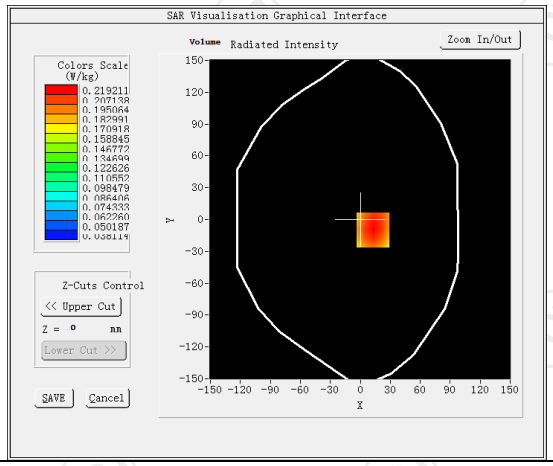
Maximum location: X=13.00, Y=-10.00 SAR Peak: 0.28 W/kg	
SAR 10g (W/Kg)	0.153988
SAR 1g (W/Kg)	0.211746
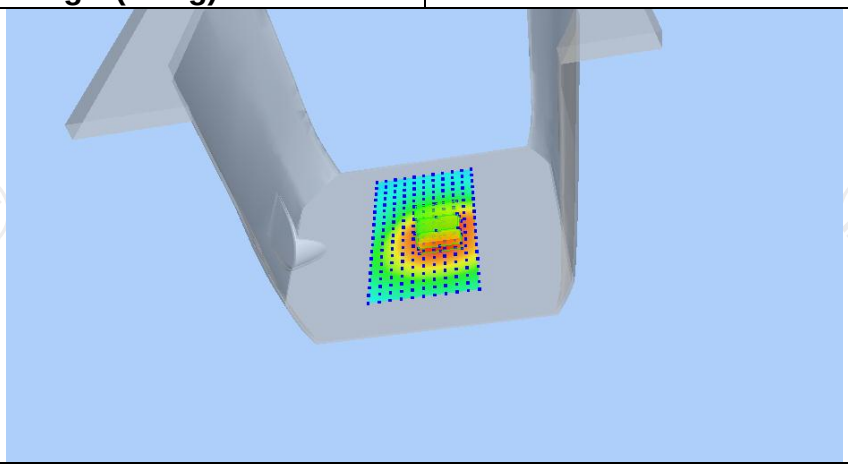	

Z (mm)	0.00	4.00	9.00	14.00	19.00
SAR (W/Kg)	0.2801	0.2192	0.1613	0.1197	0.0898

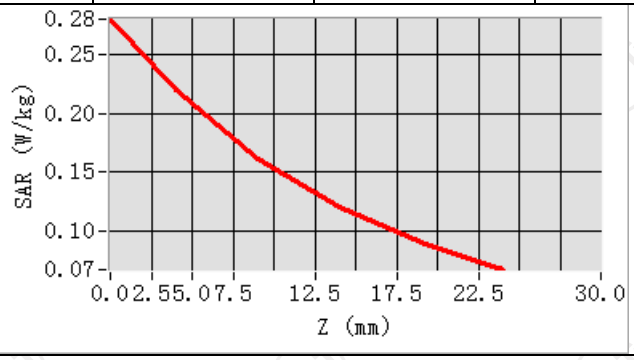

Hot spot position

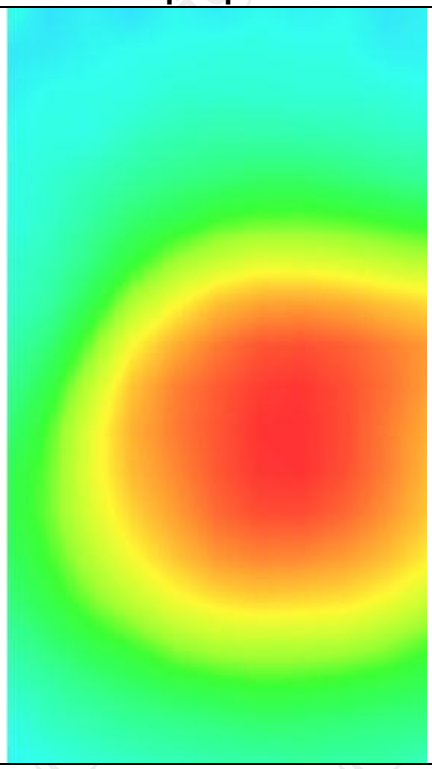

LTE Band 17

MEASUREMENT 1	
Hight Band SAR (Channel 23800):	Date: 09/14/2022
Frequency (MHz)	711.000000
Relative permittivity (real part)	40.761260
Relative permittivity (imaginary part)	17.130904
Conductivity (S/m)	0.930822
Variation (%)	-0.750000
Crest Factor	1.0
Probe Conversion factor	1.71
E-Field Probe:	SSE2 (SN 36/20 EPGO346)
Area Scan	dx=8mm dy=8mm, h= 5.00 mm
ZoomScan	5x5x7,dx=8mm dy=8mm dz=5mm,Complete/ndx=8mm dy=8mm, h= 5.00 mm
Phantom	Validation plane
Device Position	Body front(10mm)
Band	LTE band 17(1 RB#0)
SURFACE SAR	**VOLUME SAR**
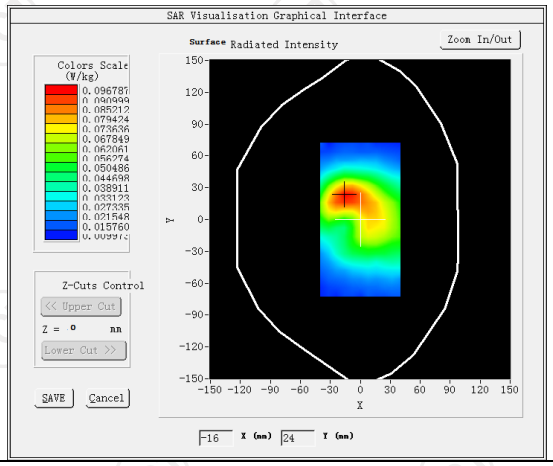	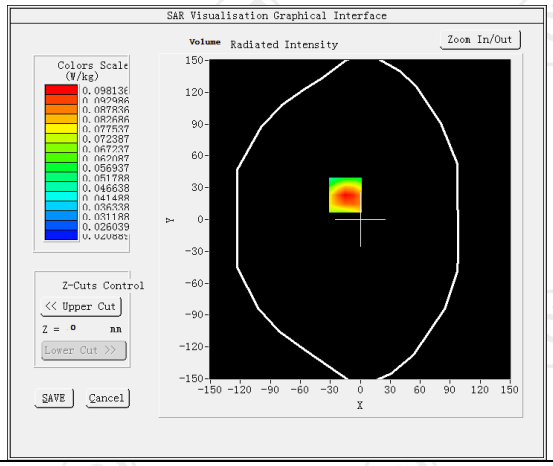
Maximum location: X=-15.00, Y=23.00 SAR Peak: 0.14 W/kg	
SAR 10g (W/Kg)	0.062830
SAR 1g (W/Kg)	0.095407

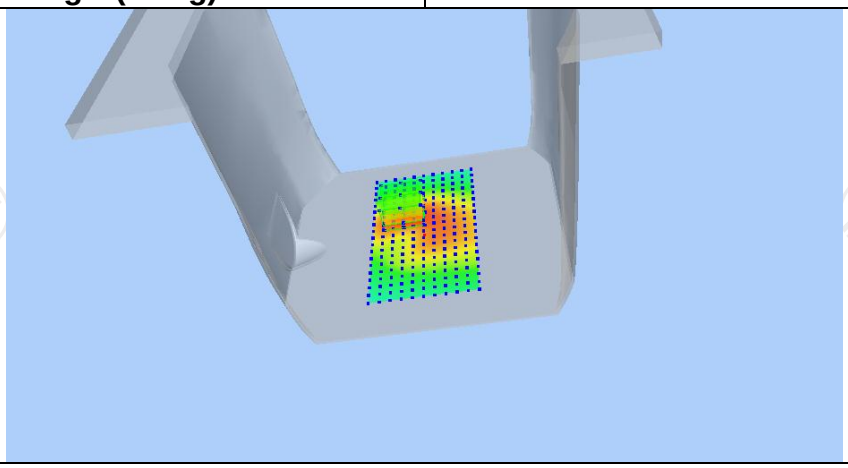

Z (mm)	0.00	4.00	9.00	14.00	19.00
SAR (W/Kg)	0.1355	0.0981	0.0658	0.0455	0.0330

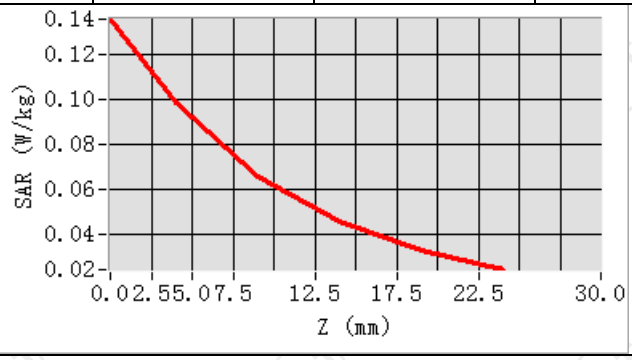

Hot spot position

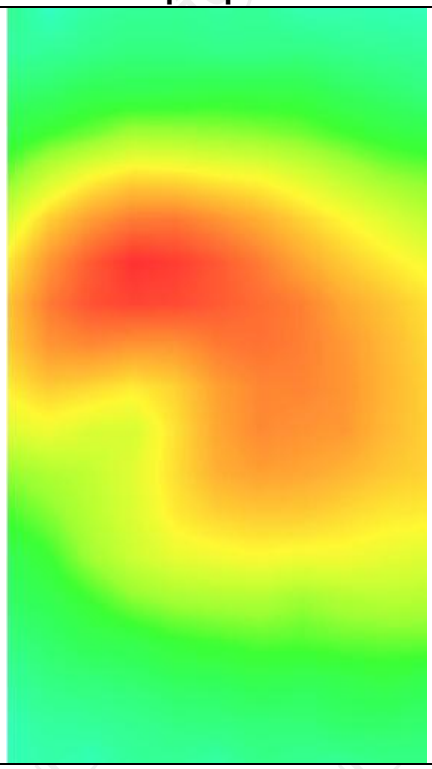

MEASUREMENT 2

Hight Band SAR (Channel 23800): Date: 09/14/2022

Frequency (MHz)	711.000000
Relative permittivity (real part)	40.761260
Relative permittivity (imaginary part)	17.130904
Conductivity (S/m)	0.930822
Variation (%)	-0.800000
Crest Factor	1.0
Probe Conversion factor	1.71
E-Field Probe:	SSE2 (SN 36/20 EPGO346)
Area Scan	dx=8mm dy=8mm, h= 5.00 mm
ZoomScan	5x5x7,dx=8mm dy=8mm dz=5mm,Complete/ndx=8mm dy=8mm, h= 5.00 mm
Phantom	Validation plane
Device Position	Body back(10mm)
Band	LTE band 17(1 RB#0)

SURFACE SAR	**VOLUME SAR**
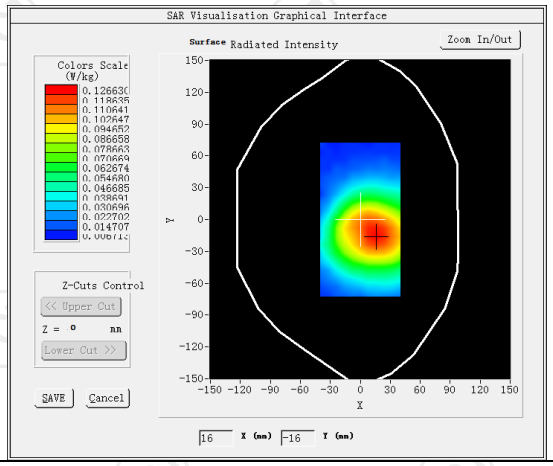	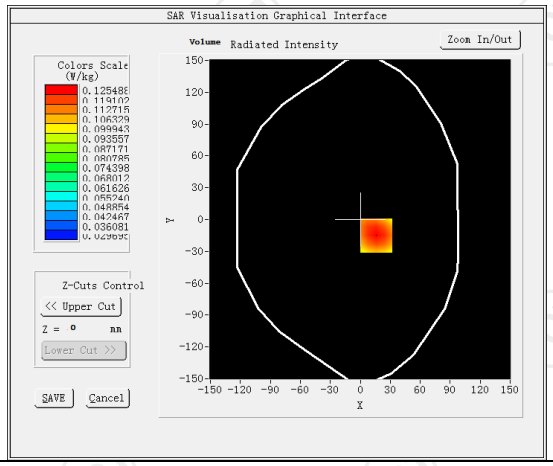

Maximum location: X=16.00, Y=-15.00 SAR Peak: 0.16 W/kg	
SAR 10g (W/Kg)	0.092926
SAR 1g (W/Kg)	0.123802

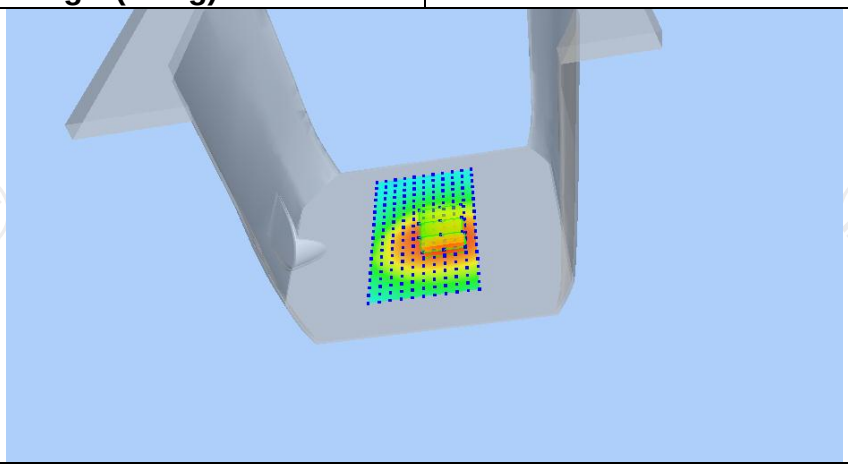

Z (mm)	0.00	4.00	9.00	14.00	19.00
SAR (W/Kg)	0.1577	0.1255	0.0954	0.0746	0.0603

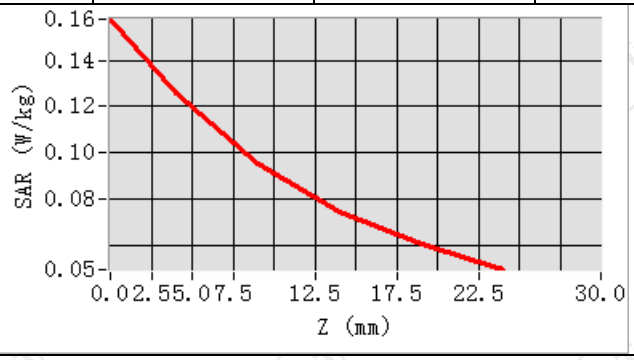

Hot spot position

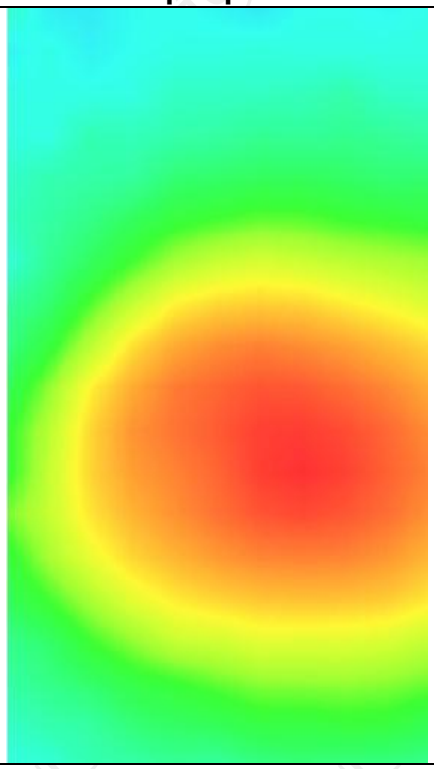

MEASUREMENT 3

Hight Band SAR (Channel 23800): Date: 09/14/2022

Frequency (MHz)	711.000000
Relative permittivity (real part)	40.761260
Relative permittivity (imaginary part)	17.130904
Conductivity (S/m)	0.881392
Variation (%)	0.150000
Crest Factor	1.0
Probe Conversion factor	1.71
E-Field Probe:	SSE2 (SN 36/20 EPGO346)
Area Scan	dx=8mm dy=8mm, h= 5.00 mm
ZoomScan	5x5x7,dx=8mm dy=8mm dz=5mm,Complete/ndx=8mm dy=8mm, h= 5.00 mm
Phantom	Validation plane
Device Position	Body back(hotspot 10mm)
Band	LTE band 17(1 RB#0)

SURFACE SAR

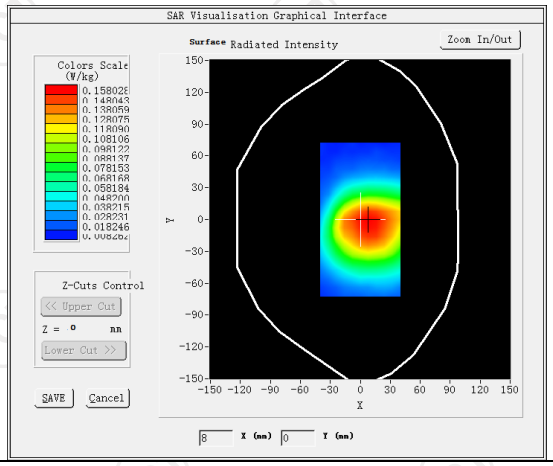

VOLUME SAR

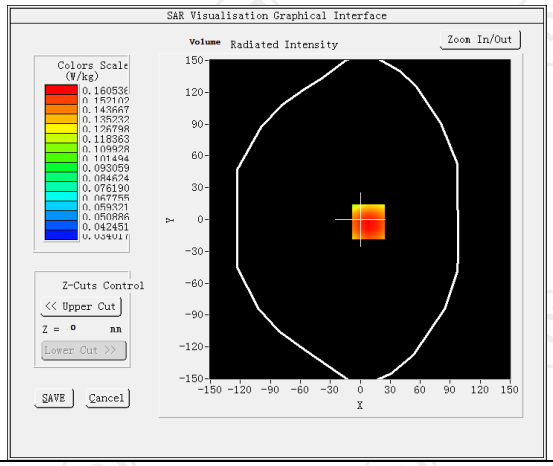

Maximum location: X=8.00, Y=-2.00 SAR Peak: 0.20 W/kg

SAR 10g (W/Kg)	0.118599
SAR 1g (W/Kg)	0.159286

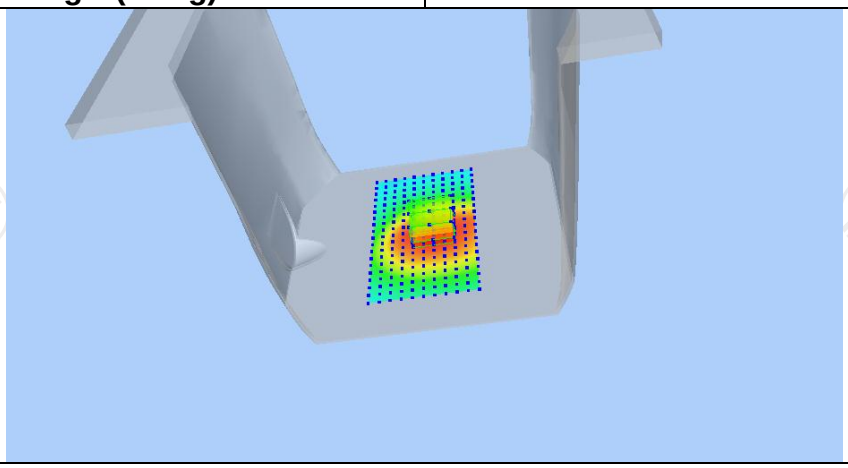

Z (mm)	0.00	4.00	9.00	14.00	19.00
SAR (W/Kg)	0.1995	0.1605	0.1228	0.0953	0.0752

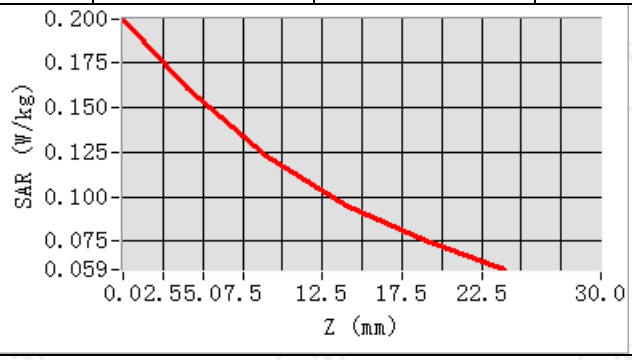

Hot spot position

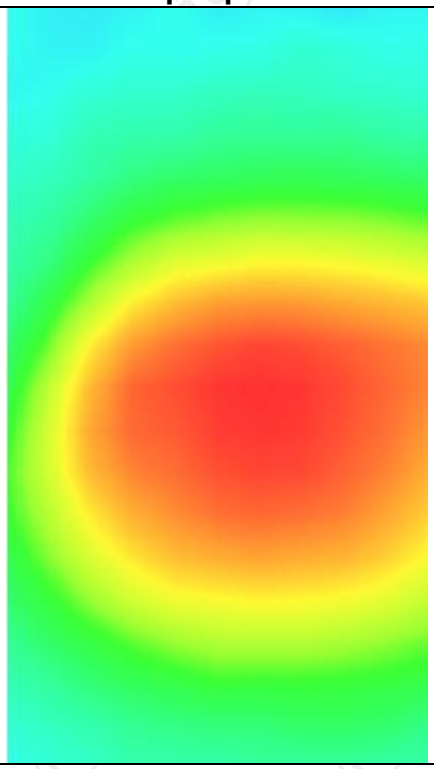

LTE Band 41

MEASUREMENT 1	
Lower Band SAR (Channel 39750):	Date: 10/11/2022
Frequency (MHz)	2506.000000
Relative permittivity (real part)	38.853477
Relative permittivity (imaginary part)	13.545489
Conductivity (S/m)	1.922567
Variation (%)	0.490000
Crest Factor	1.0
Probe Conversion factor	4.36
E-Field Probe:	SSE2 (SN 36/20 EPGO346)
Area Scan	dx=8mm dy=8mm, h= 5.00 mm
ZoomScan	5x5x7,dx=8mm dy=8mm dz=5mm,Complete/ndx=8mm dy=8mm, h= 5.00 mm
Phantom	Validation plane
Device Position	Body back(10mm)
Band	LTE band 41(1 RB#0)
SURFACE SAR	**VOLUME SAR**
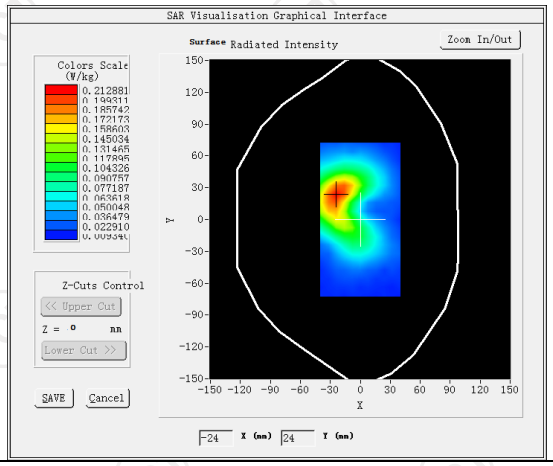	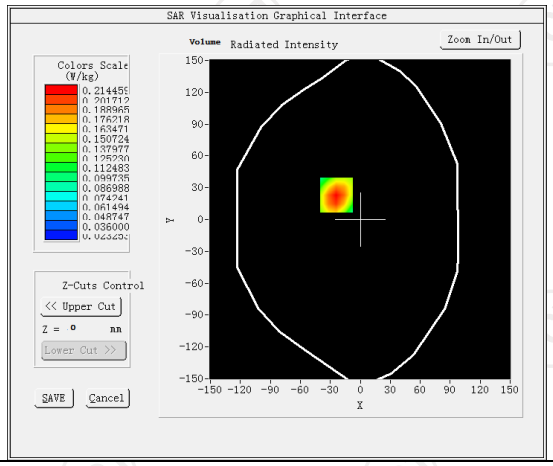
Maximum location: X=-24.00, Y=23.00 SAR Peak: 0.30 W/kg	
SAR 10g (W/Kg)	0.128515
SAR 1g (W/Kg)	0.203815

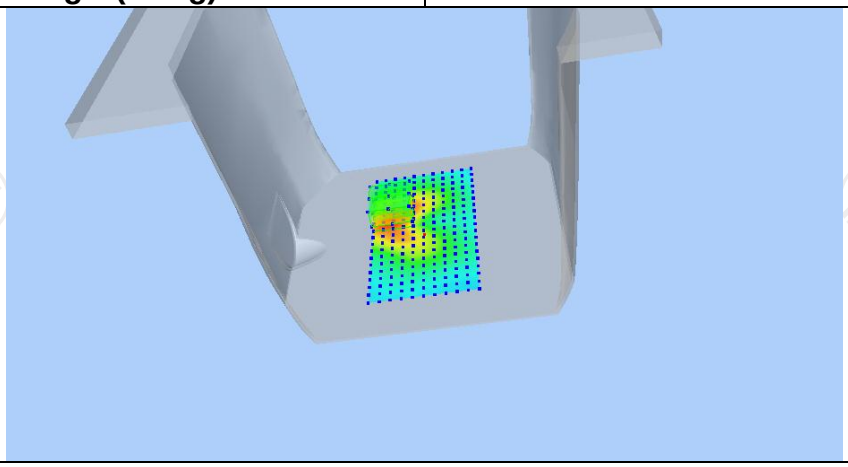

Z (mm)	0.00	4.00	9.00	14.00	19.00
SAR (W/Kg)	0.3017	0.2145	0.1399	0.0936	0.0655

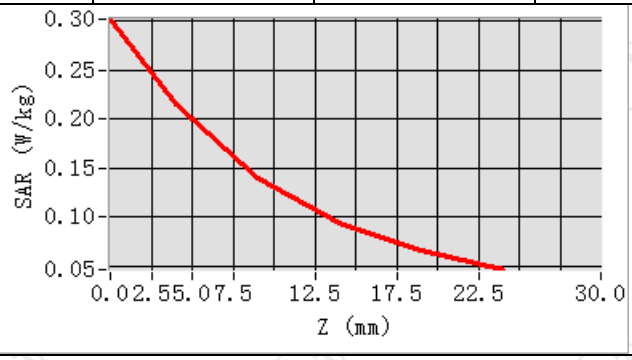

Hot spot position

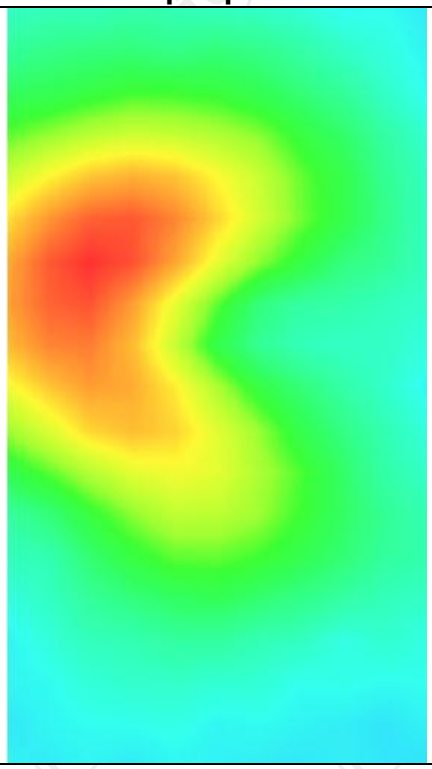

MEASUREMENT 2	
Lower Band SAR (Channel 39750):	Date: 10/11/2022
Frequency (MHz)	2506.000000
Relative permittivity (real part)	38.853477
Relative permittivity (imaginary part)	13.545489
Conductivity (S/m)	1.922567
Variation (%)	0.720000
Crest Factor	1.0
Probe Conversion factor	4.36
E-Field Probe:	SSE2 (SN 36/20 EPGO346)
Area Scan	dx=8mm dy=8mm, h= 5.00 mm
ZoomScan	5x5x7,dx=8mm dy=8mm dz=5mm,Complete/ndx=8mm dy=8mm, h= 5.00 mm
Phantom	Validation plane
Device Position	Body back(10mm)
Band	LTE band 41(1 RB#0)
SURFACE SAR	**VOLUME SAR**
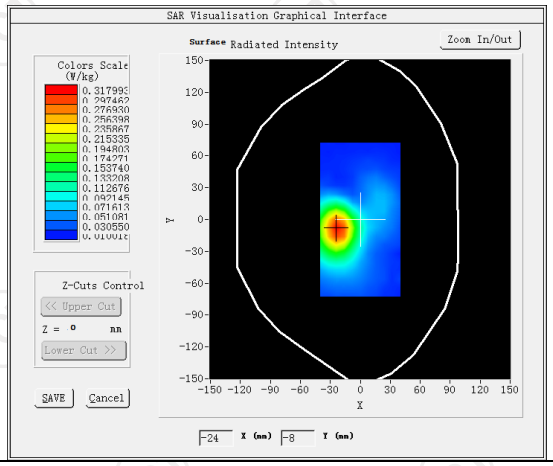	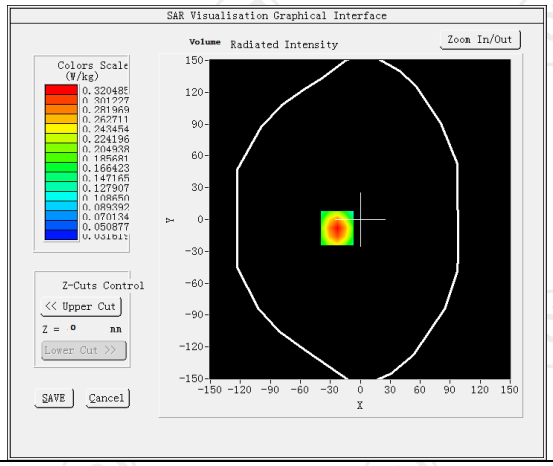
Maximum location: X=-23.00, Y=-8.00 SAR Peak: 0.45 W/kg	
SAR 10g (W/Kg)	0.188718
SAR 1g (W/Kg)	0.302225
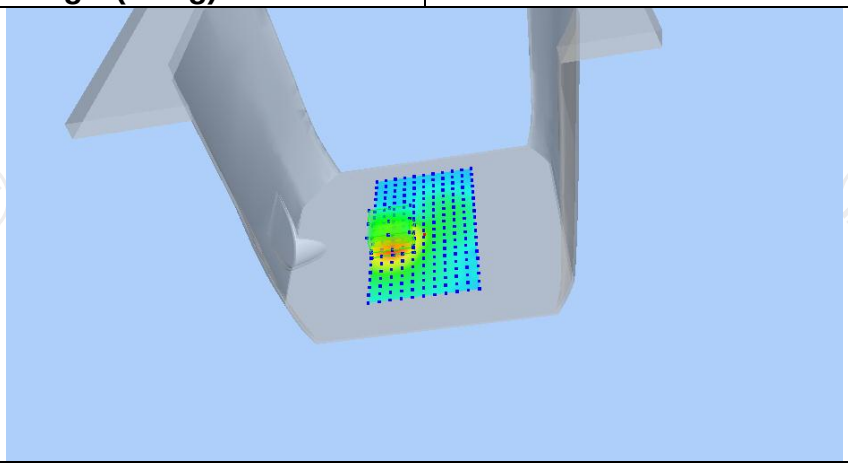	

Z (mm)	0.00	4.00	9.00	14.00	19.00
SAR (W/Kg)	0.4449	0.3205	0.2128	0.1446	0.1023

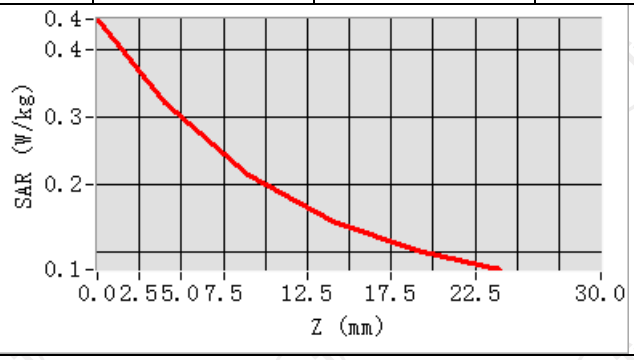

Hot spot position

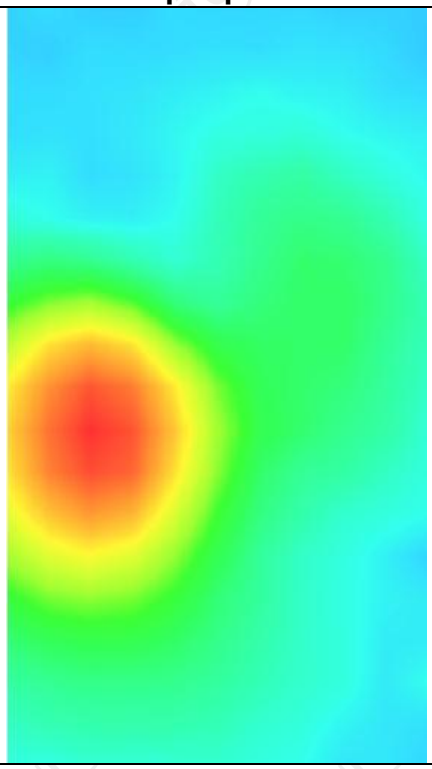

MEASUREMENT 3	
Lower Band SAR (Channel 39750):	Date: 10/11/2022
Frequency (MHz)	2506.000000
Relative permittivity (real part)	38.853477
Relative permittivity (imaginary part)	13.545489
Conductivity (S/m)	1.922567
Variation (%)	0.720000
Crest Factor	1.0
Probe Conversion factor	4.36
E-Field Probe:	SSE2 (SN 36/20 EPGO346)
Area Scan	dx=8mm dy=8mm, h= 5.00 mm
ZoomScan	5x5x7,dx=8mm dy=8mm dz=5mm,Complete/ndx=8mm dy=8mm, h= 5.00 mm
Phantom	Validation plane
Device Position	Body back(hotspot 10mm)
Band	LTE band 41(1 RB#0)
SURFACE SAR	**VOLUME SAR**
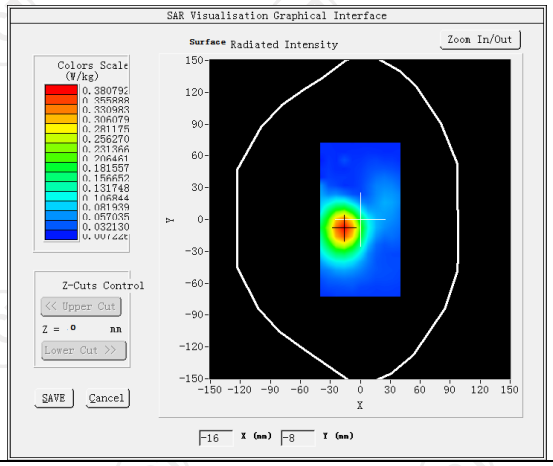	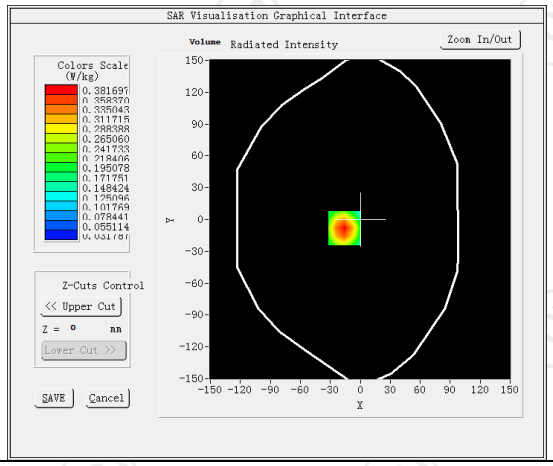
Maximum location: X=-16.00, Y=-8.00 SAR Peak: 0.53 W/kg	
SAR 10g (W/Kg)	0.219769
SAR 1g (W/Kg)	0.358982

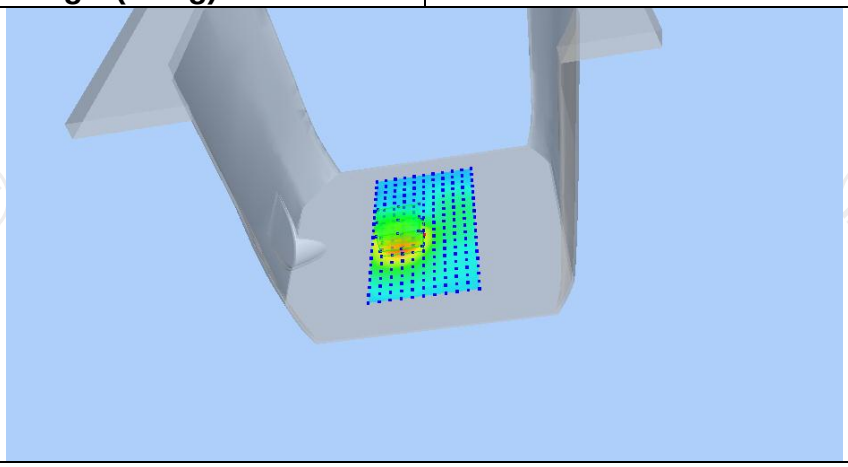

Z (mm)	0.00	4.00	9.00	14.00	19.00
SAR (W/Kg)	0.5337	0.3817	0.2501	0.1666	0.1146

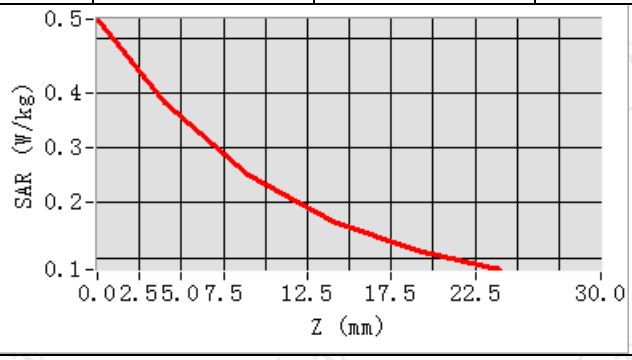

Hot spot position

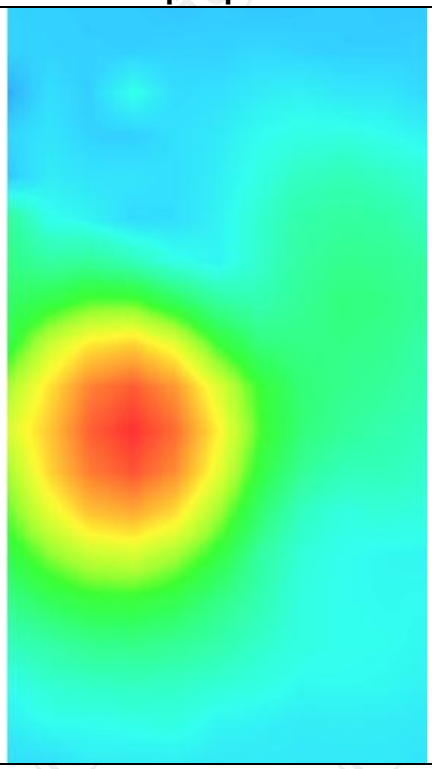

WLAN 2.4G

MEASUREMENT 1	
Hight Band SAR (Channel 11):	Date: 09/27/2022
Frequency (MHz)	2462.000000
Relative permittivity (real part)	37.821613
Relative permittivity (imaginary part)	13.546980
Conductivity (S/m)	1.834111
Variation (%)	-3.820000
Crest Factor	1.0
Probe Conversion factor	2.31
E-Field Probe:	SSE2 (SN 36/20 EPGO346)
Area Scan	dx=8mm dy=8mm, h= 5.00 mm
ZoomScan	5x5x7,dx=8mm dy=8mm dz=5mm,Complete/ndx=8mm dy=8mm, h= 5.00 mm
Phantom	Validation plane
Device Position	Body front(10mm)
Band	IEEE 802.11b ISM
SURFACE SAR	**VOLUME SAR**
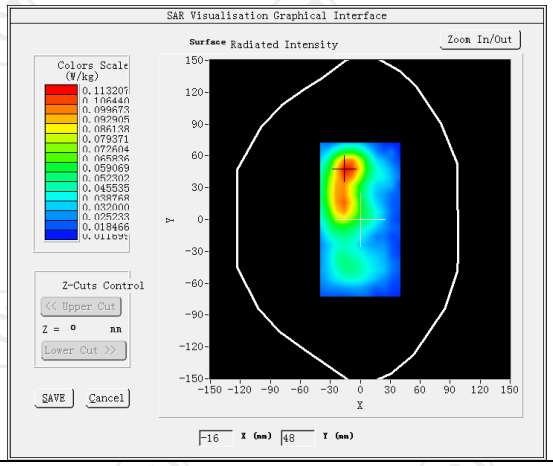	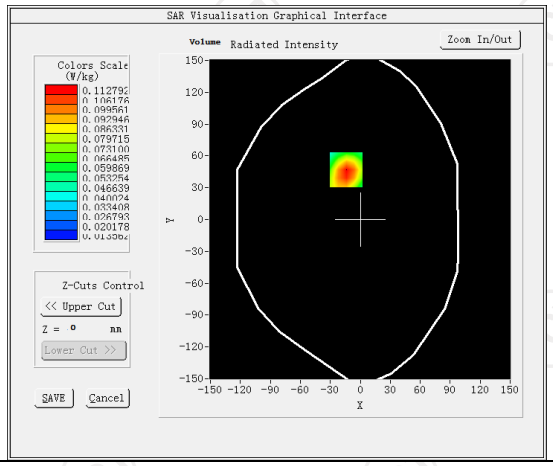
Maximum location: X=-14.00, Y=47.00 SAR Peak: 0.17 W/kg	
SAR 10g (W/Kg)	0.063031
SAR 1g (W/Kg)	0.147556
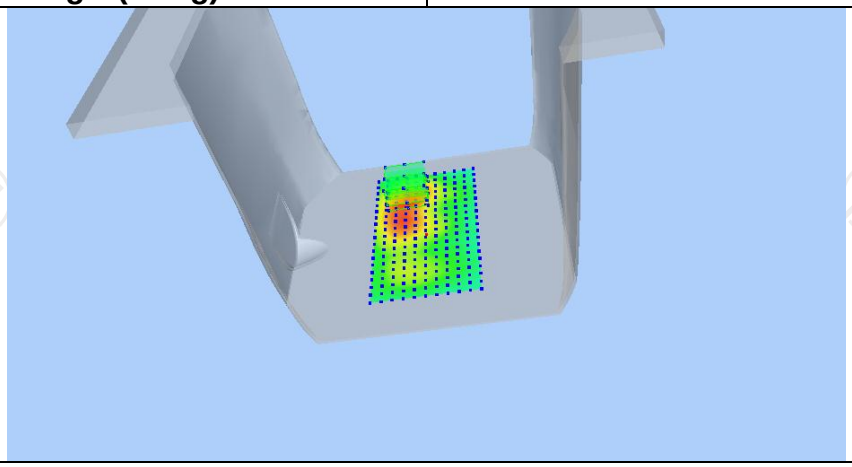	

Z (mm)	0.00	4.00	9.00	14.00	19.00
SAR (W/Kg)	0.1726	0.1128	0.0659	0.0401	0.0268

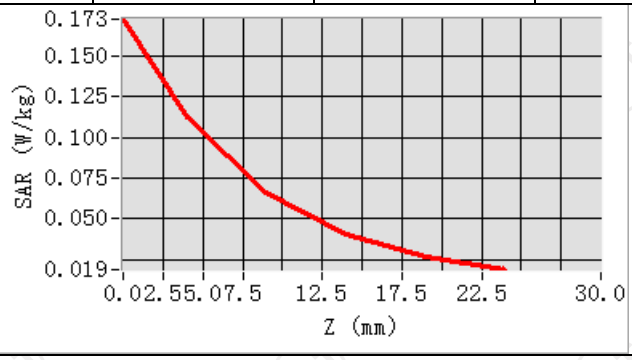

Hot spot position

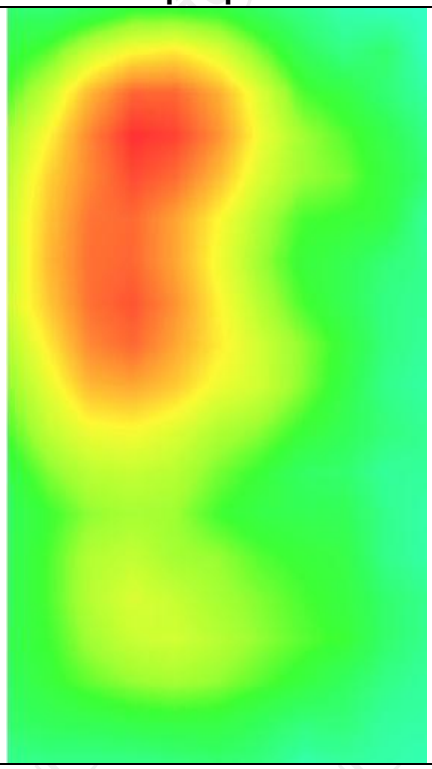

MEASUREMENT 2	
Hight Band SAR (Channel 11):	Date: 09/27/2022
Frequency (MHz)	2462.000000
Relative permittivity (real part)	37.821613
Relative permittivity (imaginary part)	13.546980
Conductivity (S/m)	1.834111
Variation (%)	-2.780000
Crest Factor	1.0
Probe Conversion factor	2.31
E-Field Probe:	SSE2 (SN 36/20 EPGO346)
Area Scan	dx=8mm dy=8mm, h= 5.00 mm
ZoomScan	5x5x7,dx=8mm dy=8mm dz=5mm,Complete/ndx=8mm dy=8mm, h= 5.00 mm
Phantom	Validation plane
Device Position	Body back(10mm)
Band	IEEE 802.11b ISM
SURFACE SAR	**VOLUME SAR**
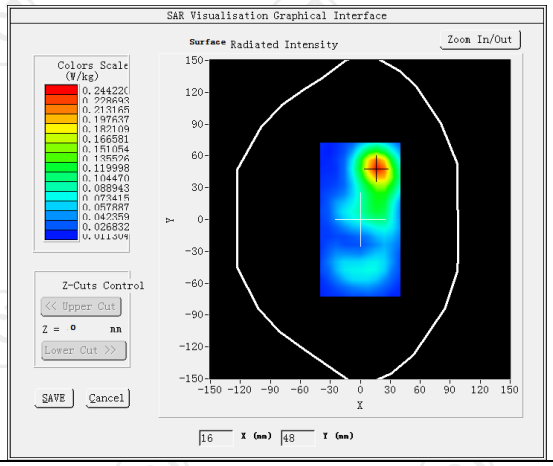	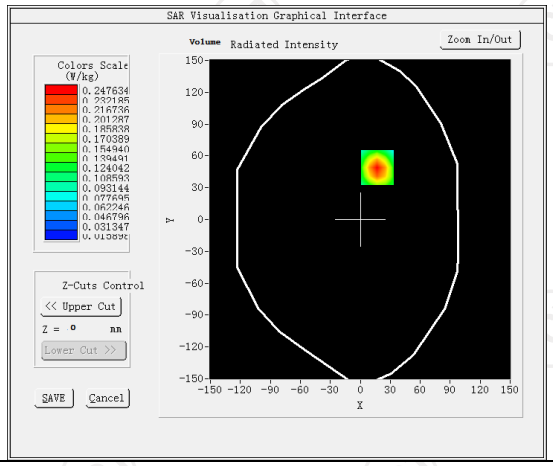
Maximum location: X=17.00, Y=49.00 SAR Peak: 0.39 W/kg	
SAR 10g (W/Kg)	0.126713
SAR 1g (W/Kg)	0.301716
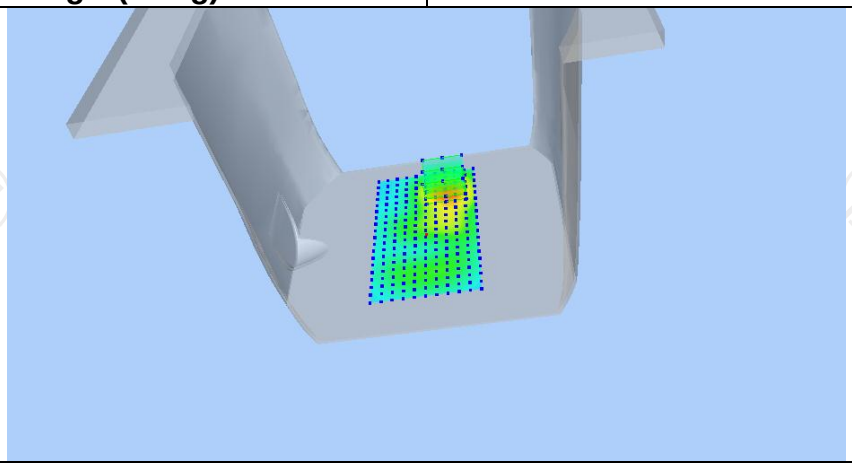	

Z (mm)	0.00	4.00	9.00	14.00	19.00
SAR (W/Kg)	0.3901	0.2476	0.1376	0.0785	0.0484

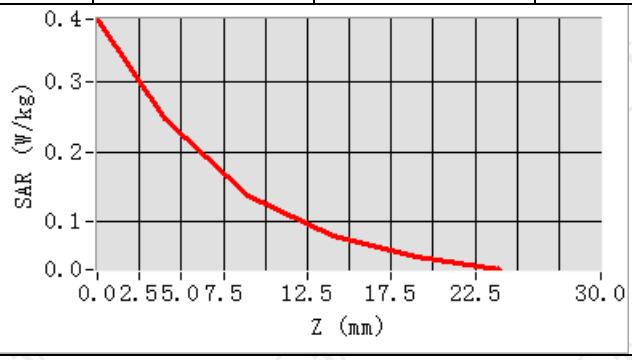

Hot spot position

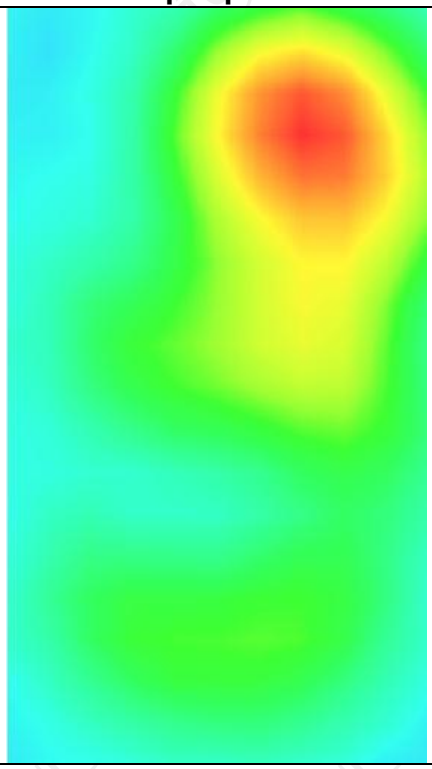

MEASUREMENT 3	
Hight Band SAR (Channel 11):	Date: 09/27/2022
Frequency (MHz)	2462.000000
Relative permittivity (real part)	37.821613
Relative permittivity (imaginary part)	13.546980
Conductivity (S/m)	1.834111
Variation (%)	-1.110000
Crest Factor	1.0
Probe Conversion factor	2.31
E-Field Probe:	SSE2 (SN 36/20 EPGO346)
Area Scan	dx=8mm dy=8mm, h= 5.00 mm
ZoomScan	5x5x7,dx=8mm dy=8mm dz=5mm,Complete/ndx=8mm dy=8mm, h= 5.00 mm
Phantom	Validation plane
Device Position	Body back(10mm)
Band	IEEE 802.11b ISM(hotspot)
SURFACE SAR	**VOLUME SAR**
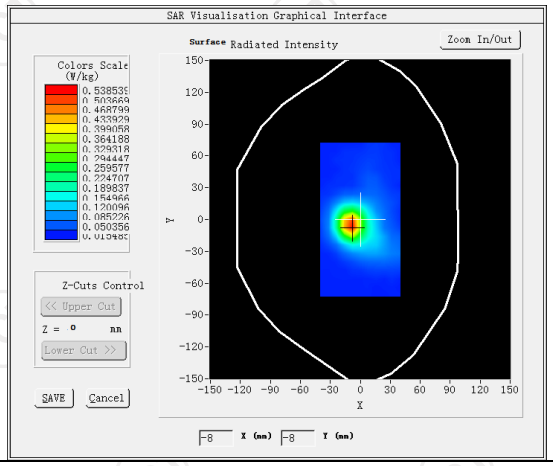	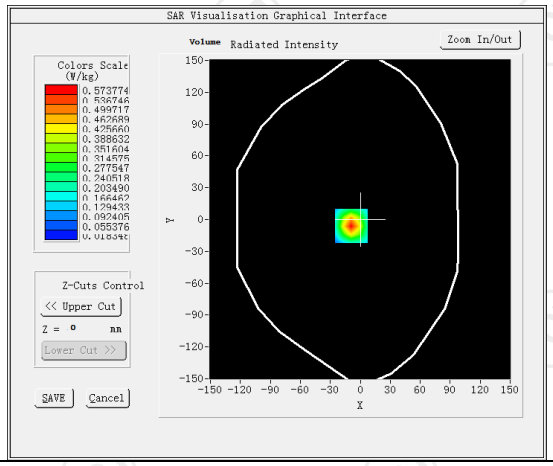
Maximum location: X=-14.00, Y=55.00 SAR Peak: 0.37 W/kg	
SAR 10g (W/Kg)	0.134240
SAR 1g (W/Kg)	0.315290

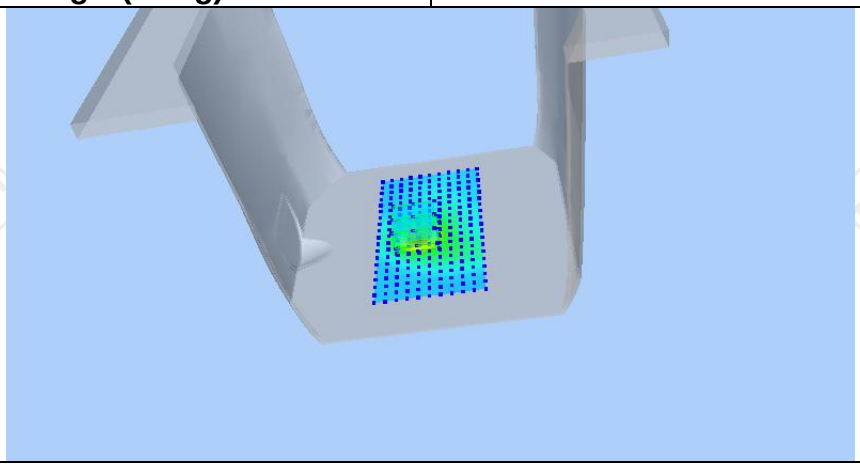

Z (mm)	0.00	4.00	9.00	14.00	19.00
SAR (W/Kg)	1.1857	0.5738	0.2014	0.0679	0.0308

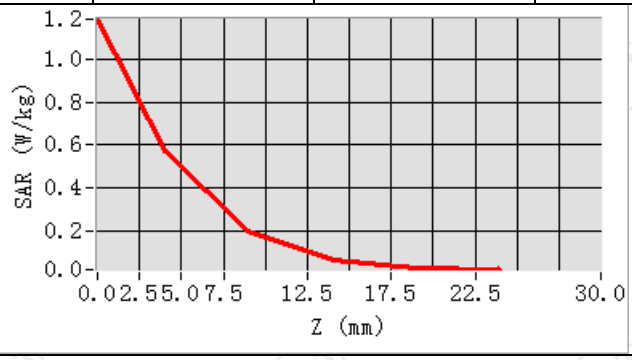

Hot spot position

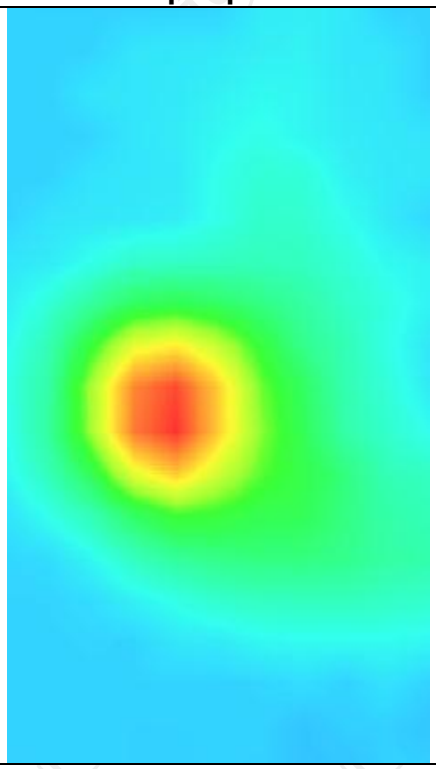

WLAN 5.2G

MEASUREMENT 1	
SAR (Channel 42):	Date: 10/12/2022
Frequency (MHz)	5210.000000
Relative permittivity (real part)	35.068832
Relative permittivity (imaginary part)	13.679428
Conductivity (S/m)	5.220788
Variation (%)	1.120000
Crest Factor	1.0
Probe Conversion factor	2.01
E-Field Probe:	SSE2 (SN 36/20 EPGO346)
Area Scan	dx=8mm dy=8mm, h= 5.00 mm
ZoomScan	5x5x7,dx=8mm dy=8mm dz=5mm,Complete/ndx=8mm dy=8mm, h= 5.00 mm
Phantom	Validation plane
Device Position	Body front(10mm)
Band	IEEE 802.11ac HT80 ISM
SURFACE SAR	**VOLUME SAR**
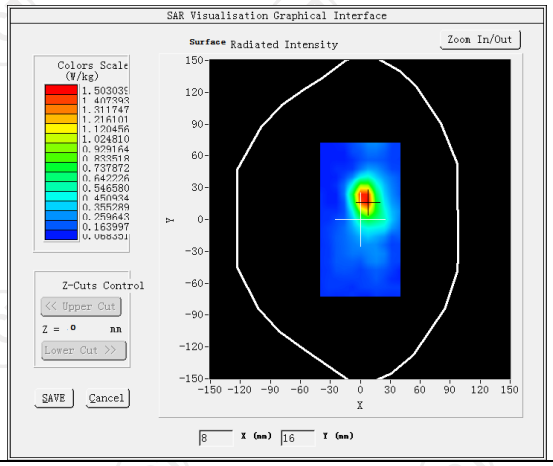	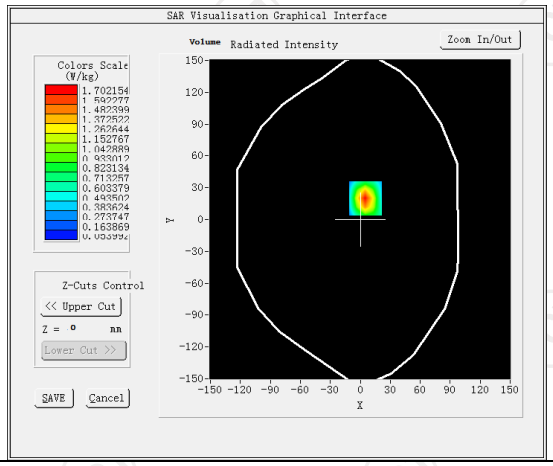
Maximum location: X=15.00, Y=21.00 SAR Peak: 2.60 W/kg	
SAR 10g (W/Kg)	0.740821
SAR 1g (W/Kg)	0.118050

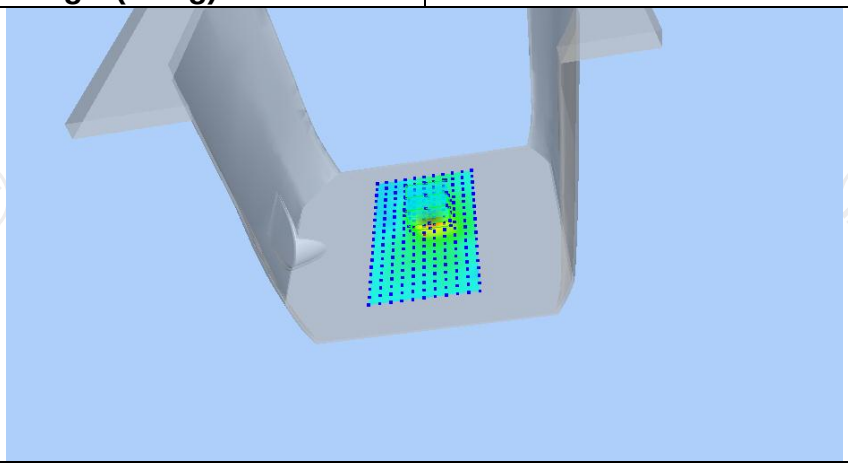

Z (mm)	0.00	2.00	7.00	12.00	17.00
SAR (W/Kg)	2.6015	1.7021	0.4950	0.1380	0.0691

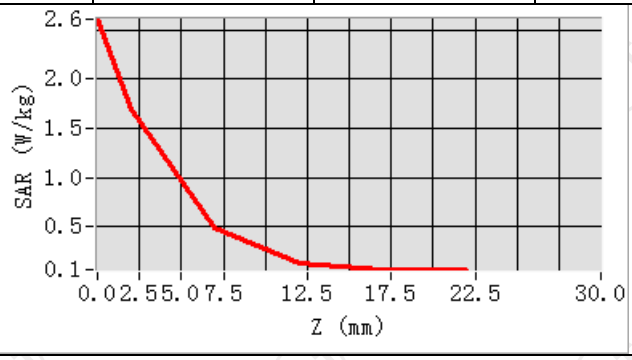

Hot spot position

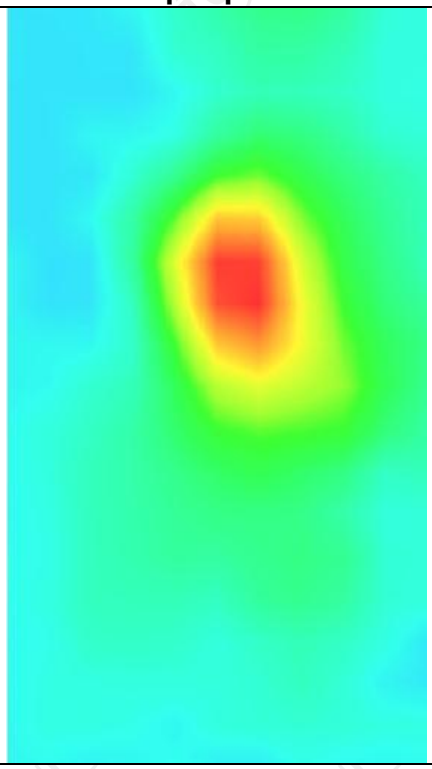

MEASUREMENT 2	
SAR (Channel 42):	Date: 10/12/2022
Frequency (MHz)	5210.000000
Relative permittivity (real part)	35.068832
Relative permittivity (imaginary part)	13.679428
Conductivity (S/m)	5.220788
Variation (%)	-1.240000
Crest Factor	1.0
Probe Conversion factor	2.01
E-Field Probe:	SSE2 (SN 36/20 EPGO346)
Area Scan	dx=8mm dy=8mm, h= 5.00 mm
ZoomScan	5x5x7,dx=8mm dy=8mm dz=5mm,Complete/ndx=8mm dy=8mm, h= 5.00 mm
Phantom	Validation plane
Device Position	Body back(10mm)
Band	IEEE 802.11ac HT80 ISM
SURFACE SAR	**VOLUME SAR**
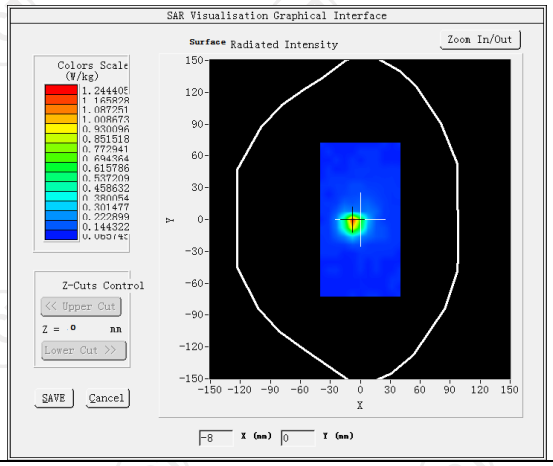	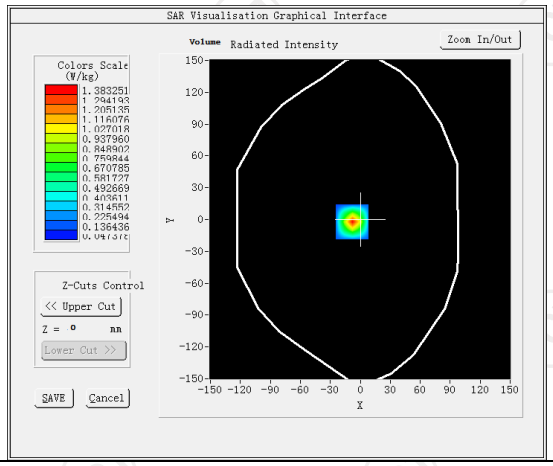
Maximum location: X=-8.00, Y=-2.00 SAR Peak: 2.20 W/kg	
SAR 10g (W/Kg)	0.304653
SAR 1g (W/Kg)	0.241245

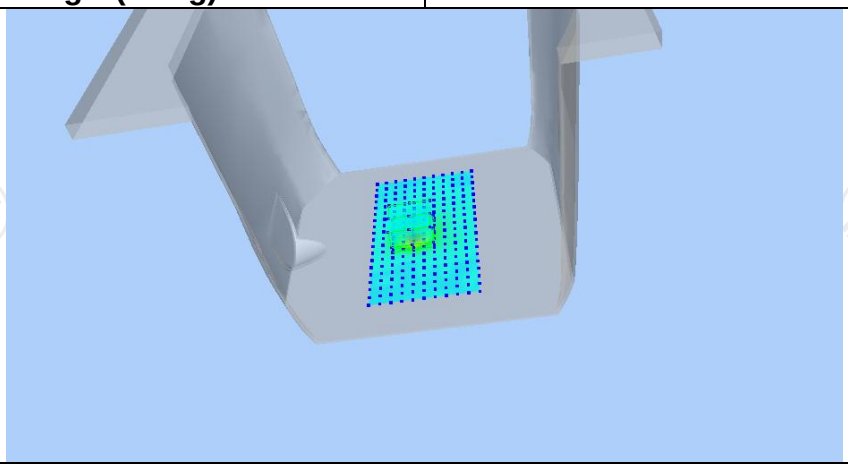

Z (mm)	0.00	2.00	7.00	12.00	17.00
SAR (W/Kg)	2.2442	1.3830	0.3180	0.0671	0.0475

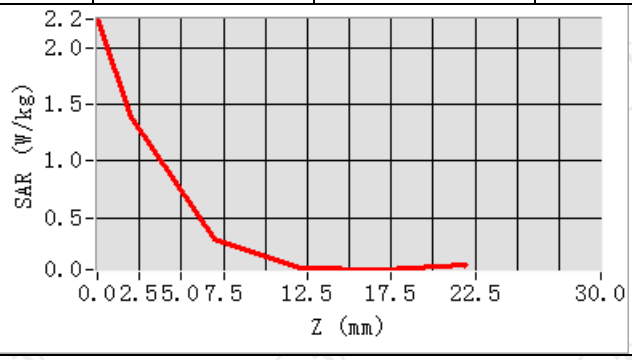

Hot spot position

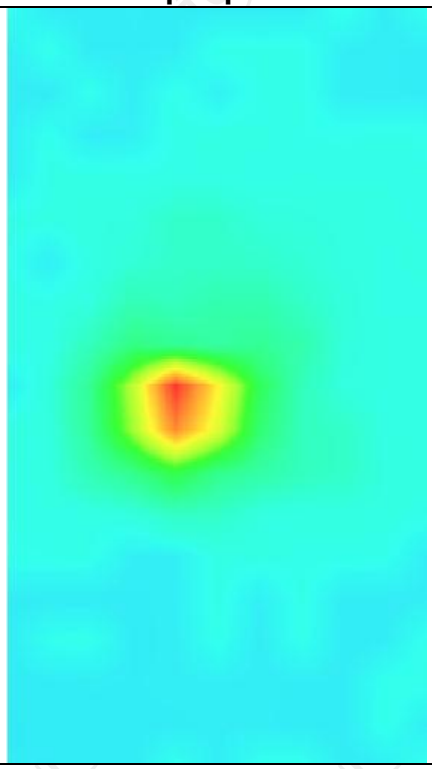

MEASUREMENT 3	
SAR (Channel 42):	Date: 10/12/2022
Frequency (MHz)	5210.000000
Relative permittivity (real part)	35.068832
Relative permittivity (imaginary part)	13.679428
Conductivity (S/m)	5.220788
Variation (%)	-2.670000
Crest Factor	1.0
Probe Conversion factor	2.01
E-Field Probe:	SSE2 (SN 36/20 EPGO346)
Area Scan	dx=8mm dy=8mm, h= 5.00 mm
ZoomScan	5x5x7,dx=8mm dy=8mm dz=5mm,Complete/ndx=8mm dy=8mm, h= 5.00 mm
Phantom	Validation plane
Device Position	Body back(10mm)
Band	IEEE 802.11ac HT80 ISM(hotspot)
SURFACE SAR	**VOLUME SAR**
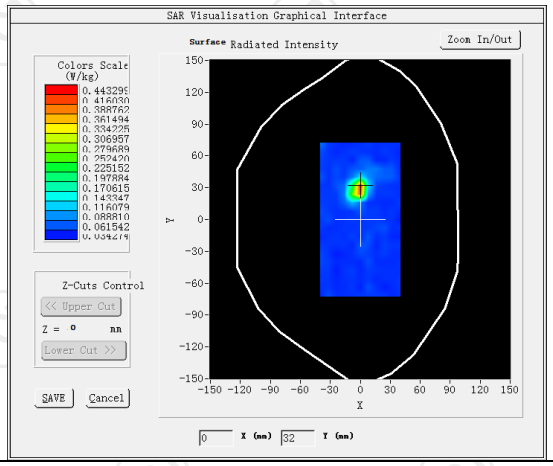	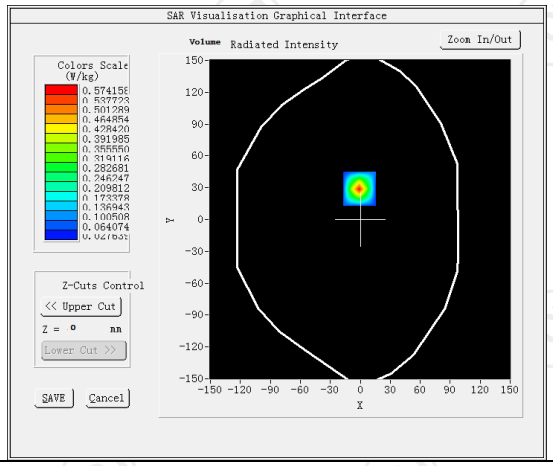
Maximum location: X=-1.00, Y=29.00 SAR Peak: 0.93 W/kg	
SAR 10g (W/Kg)	0.129222
SAR 1g (W/Kg)	0.257517

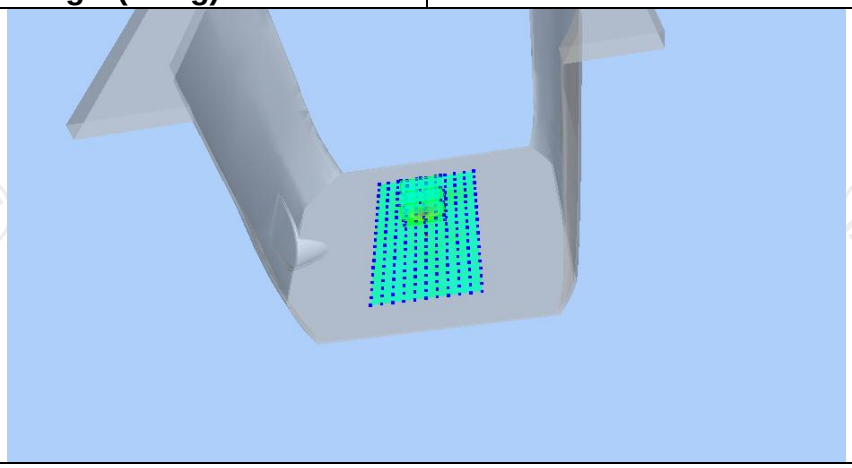

Z (mm)	0.00	2.00	7.00	12.00	17.00
SAR (W/Kg)	0.9068	0.5742	0.1505	0.0398	0.0276

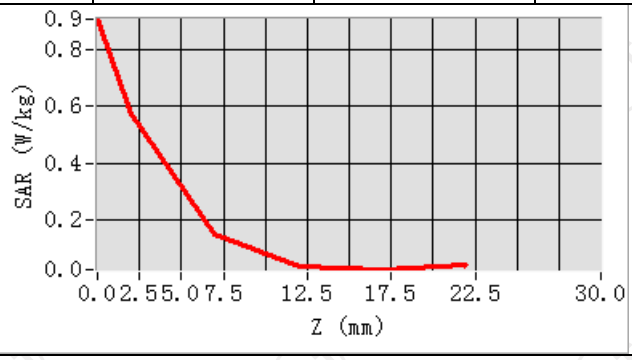

Hot spot position

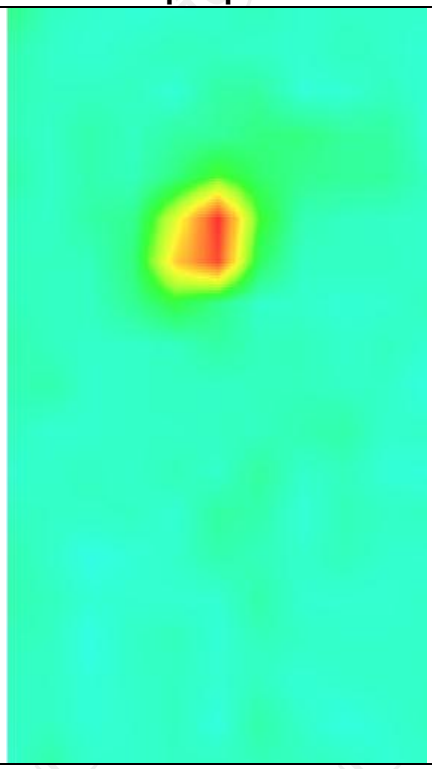

WLAN 5.3G

MEASUREMENT 1	
SAR (Channel 58):	Date: 10/13/2022
Frequency (MHz)	5290.000000
Relative permittivity (real part)	36.068832
Relative permittivity (imaginary part)	13.680430
Conductivity (S/m)	4.690788
Variation (%)	-2.110000
Crest Factor	1.0
Probe Conversion factor	1.94
E-Field Probe:	SSE2 (SN 36/20 EPGO346)
Area Scan	dx=8mm dy=8mm, h= 5.00 mm
ZoomScan	5x5x7,dx=8mm dy=8mm dz=5mm,Complete/ndx=8mm dy=8mm, h= 5.00 mm
Phantom	Validation plane
Device Position	Body front(10mm)
Band	IEEE 802.11ac HT80 ISM
SURFACE SAR	**VOLUME SAR**
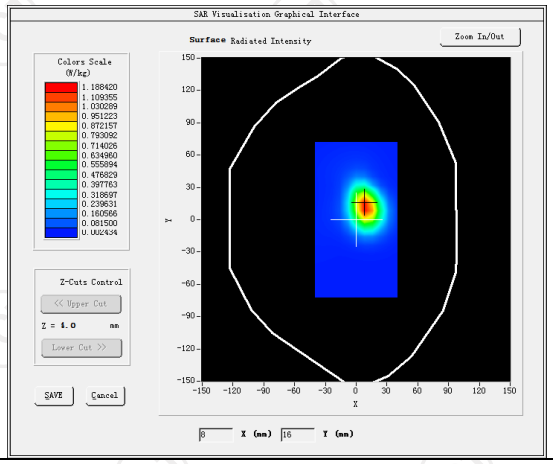	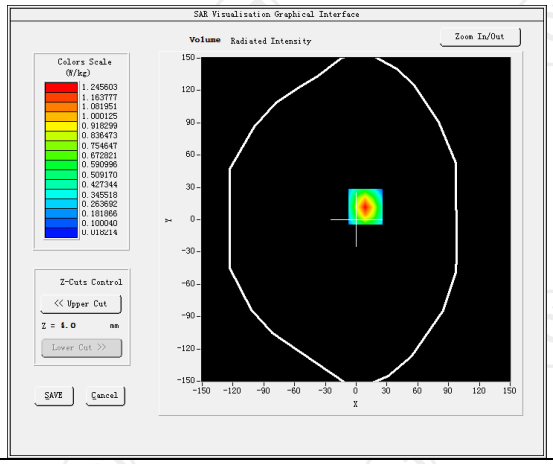
Maximum location: X=18.00, Y=35.00 SAR Peak: 0.36 W/kg	
SAR 10g (W/Kg)	0.537955
SAR 1g (W/Kg)	0.104047
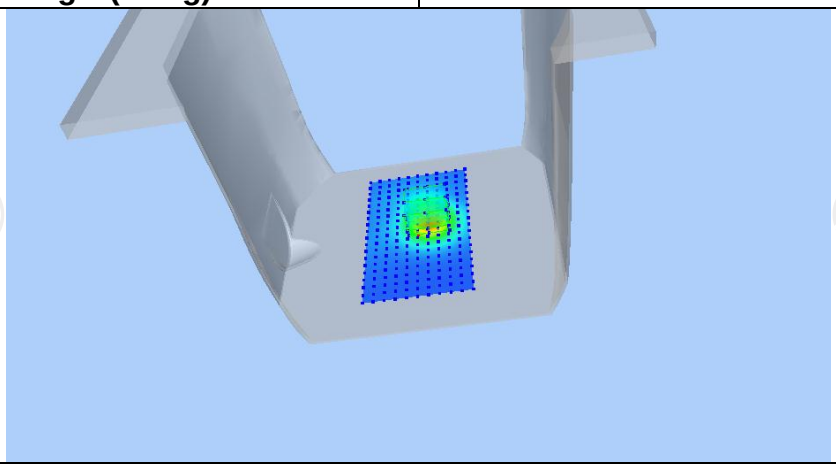	

Z (mm)	0.00	4.00	9.00	14.00	19.00
SAR (W/Kg)	0.3521	0.2840	0.2161	0.1657	0.1324

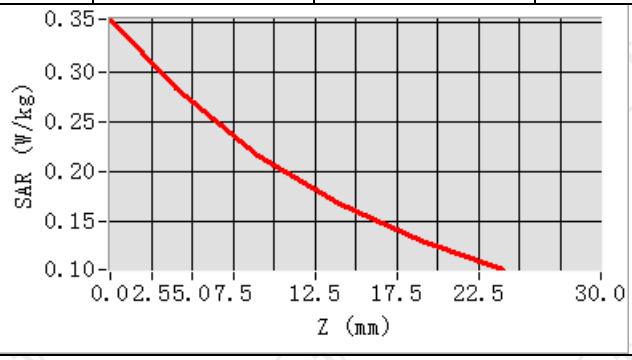

Hot spot position

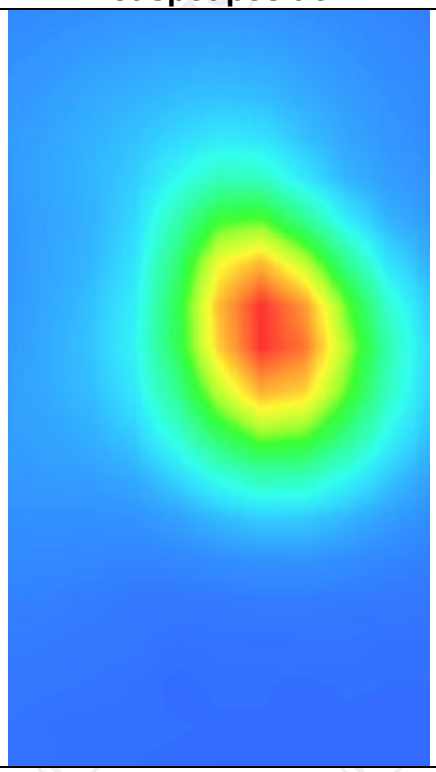

MEASUREMENT 2	
SAR (Channel 58):	Date: 10/13/2022
Frequency (MHz)	5290.000000
Relative permittivity (real part)	36.068832
Relative permittivity (imaginary part)	13.680430
Conductivity (S/m)	4.690788
Variation (%)	-2.780000
Crest Factor	1.0
Probe Conversion factor	1.94
E-Field Probe:	SSE2 (SN 36/20 EPGO346)
Area Scan	dx=8mm dy=8mm, h= 5.00 mm
ZoomScan	5x5x7,dx=8mm dy=8mm dz=5mm,Complete/ndx=8mm dy=8mm, h= 5.00 mm
Phantom	Validation plane
Device Position	Body back(10mm)
Band	IEEE 802.11ac HT80 ISM
SURFACE SAR	**VOLUME SAR**
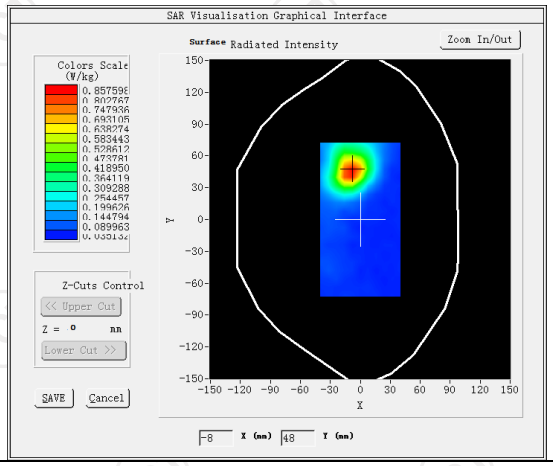	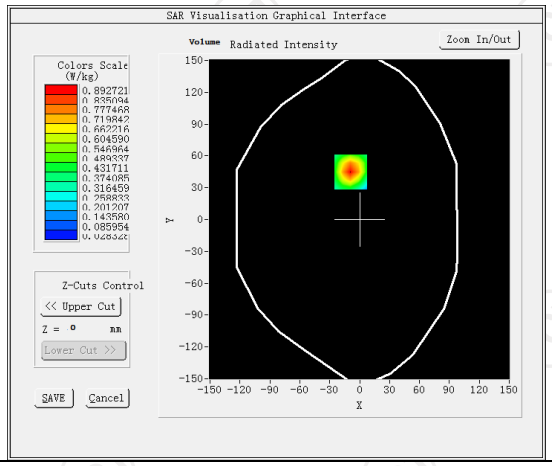
Maximum location: X=-9.00, Y=45.00 SAR Peak: 1.42 W/kg	
SAR 10g (W/Kg)	0.546515
SAR 1g (W/Kg)	0.209952

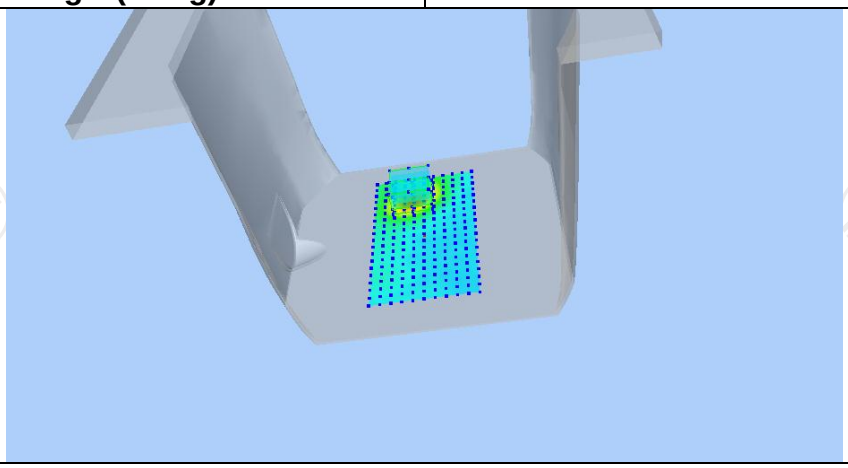

Z (mm)	0.00	2.00	7.00	12.00	17.00
SAR (W/Kg)	1.3868	0.8927	0.2482	0.0665	0.0378

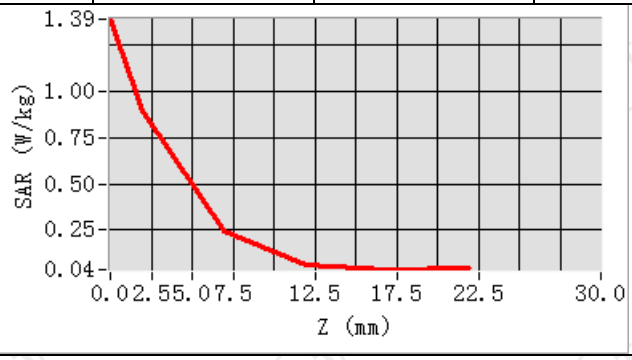

Hot spot position

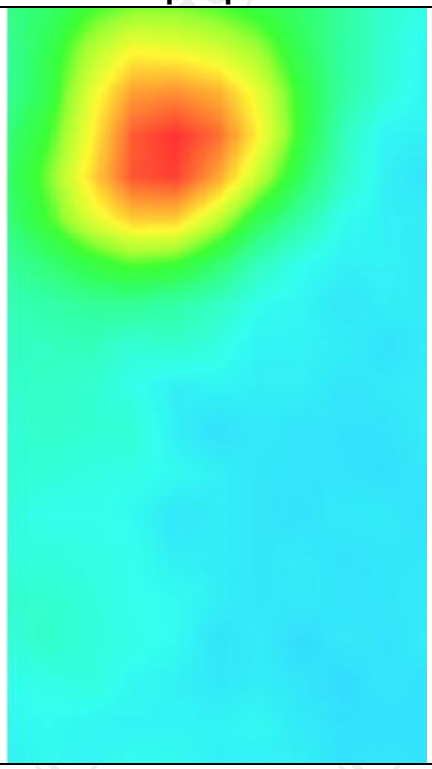

MEASUREMENT 3	
SAR (Channel 58):	Date: 10/13/2022
Frequency (MHz)	5290.000000
Relative permittivity (real part)	36.068832
Relative permittivity (imaginary part)	13.680430
Conductivity (S/m)	4.690788
Variation (%)	1.520000
Crest Factor	1.0
Probe Conversion factor	1.94
E-Field Probe:	SSE2 (SN 36/20 EPGO346)
Area Scan	dx=8mm dy=8mm, h= 5.00 mm
ZoomScan	5x5x7,dx=8mm dy=8mm dz=5mm,Complete/ndx=8mm dy=8mm, h= 5.00 mm
Phantom	Validation plane
Device Position	Body back(10mm)
Band	IEEE 802.11ac HT80 ISM(hotspot)
SURFACE SAR	**VOLUME SAR**

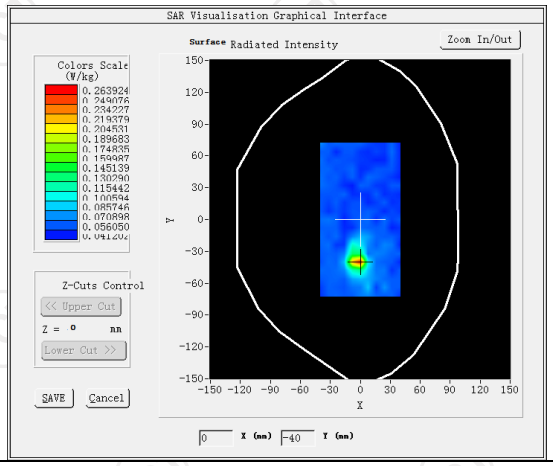

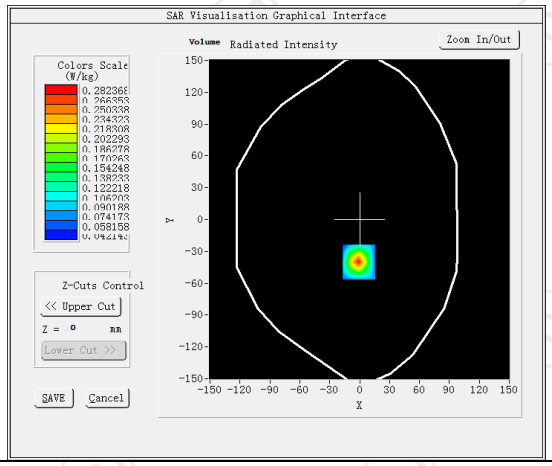

Maximum location: X=-1.00, Y=-40.00 SAR Peak: 0.41 W/kg	
SAR 10g (W/Kg)	0.097598
SAR 1g (W/Kg)	0.224352

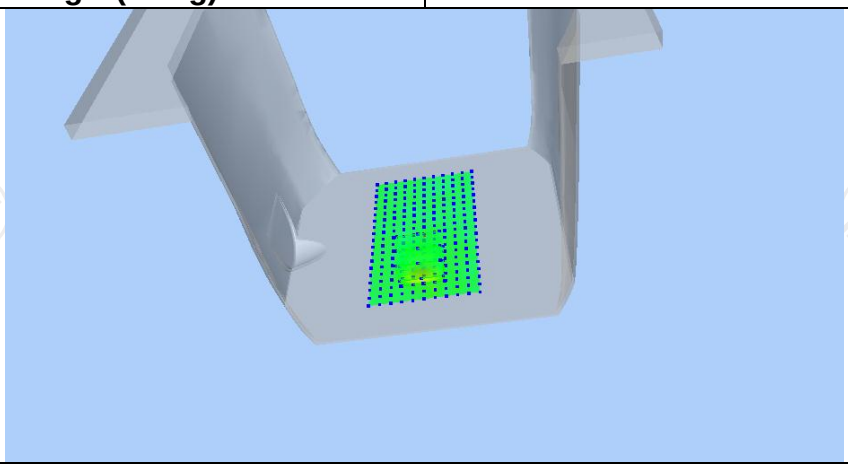

Z (mm)	0.00	2.00	7.00	12.00	17.00
SAR (W/Kg)	0.4047	0.2824	0.1112	0.0558	0.0508

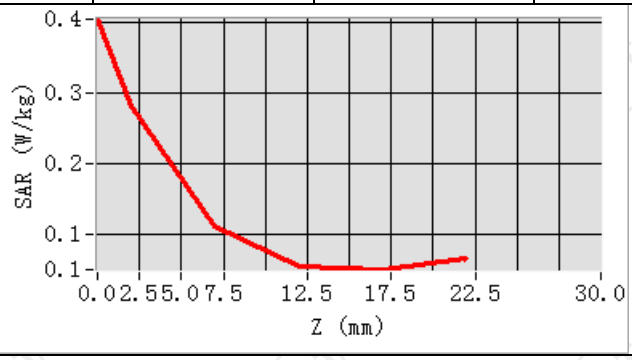

Hot spot position

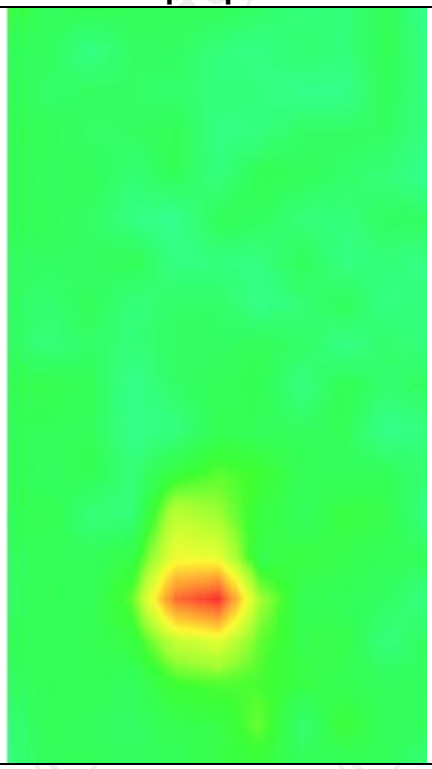

WLAN 5.8G

MEASUREMENT 1	
SAR (Channel 155):	Date: 10/14/2022
Frequency (MHz)	5775.000000
Relative permittivity (real part)	38.352823
Relative permittivity (imaginary part)	13.671675
Conductivity (S/m)	5.430828
Variation (%)	-1.320000
Crest Factor	1.0
Probe Conversion factor	2.06
E-Field Probe:	SSE2 (SN 36/20 EPGO346)
Area Scan	dx=8mm dy=8mm, h= 5.00 mm
ZoomScan	5x5x7,dx=8mm dy=8mm dz=5mm,Complete/ndx=8mm dy=8mm, h= 5.00 mm
Phantom	Validation plane
Device Position	Body front(10mm)
Band	IEEE 802.11ac HT20 ISM
SURFACE SAR	**VOLUME SAR**

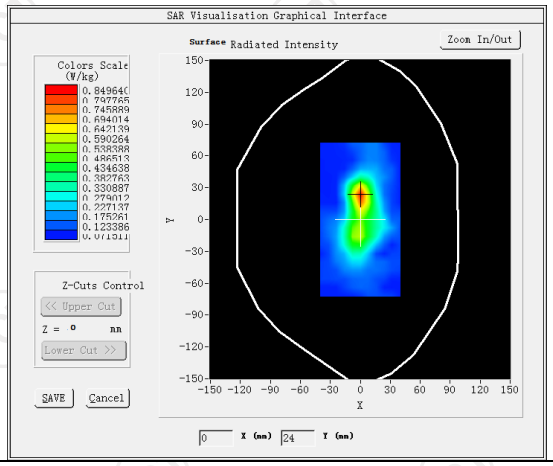

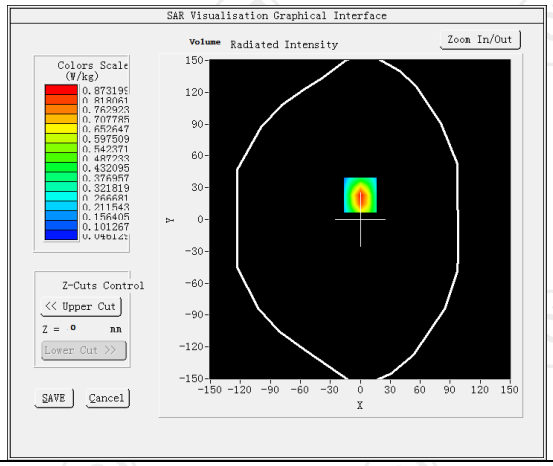

Maximum location: X=0.00, Y=23.00 SAR Peak: 1.30 W/kg	
SAR 10g (W/Kg)	0.246070
SAR 1g (W/Kg)	0.104770

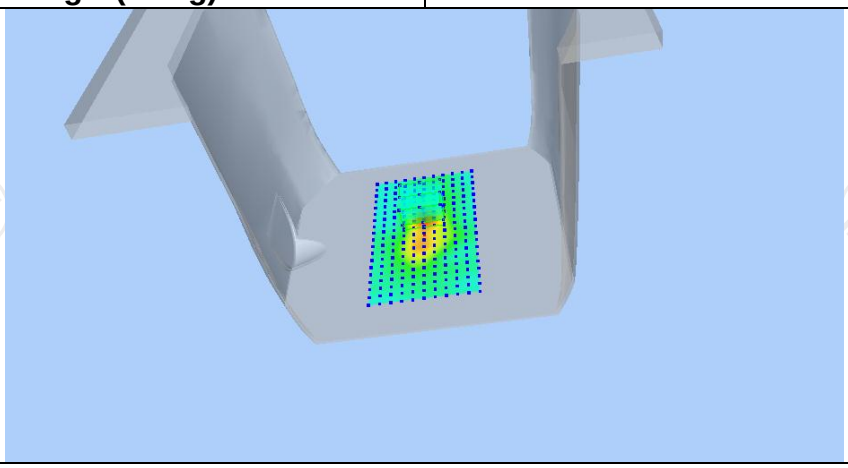

Z (mm)	0.00	2.00	7.00	12.00	17.00
SAR (W/Kg)	1.3015	0.8730	0.2610	0.0821	0.0550

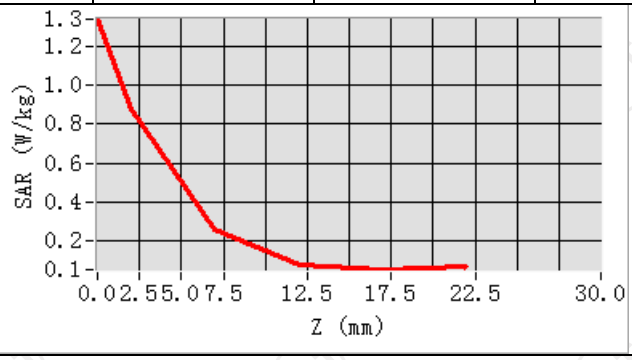

Hot spot position

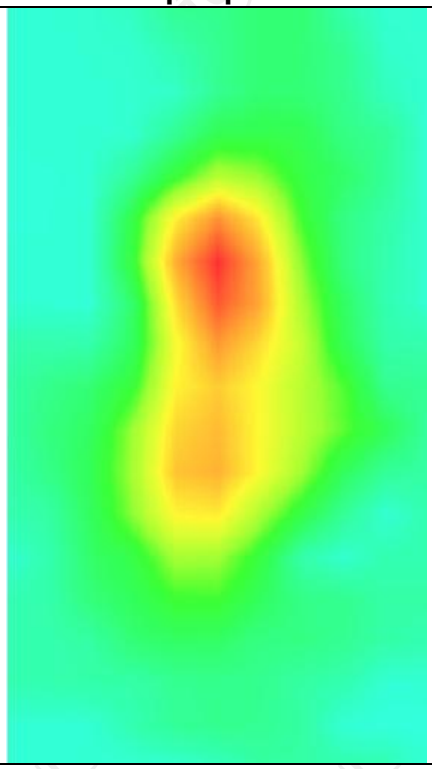

MEASUREMENT 2	
SAR (Channel 155):	Date: 10/14/2022
Frequency (MHz)	5775.000000
Relative permittivity (real part)	38.352823
Relative permittivity (imaginary part)	13.671675
Conductivity (S/m)	5.430828
Variation (%)	-1.790000
Crest Factor	1.0
Probe Conversion factor	2.06
E-Field Probe:	SSE2 (SN 36/20 EPGO346)
Area Scan	dx=8mm dy=8mm, h= 5.00 mm
ZoomScan	5x5x7,dx=8mm dy=8mm dz=5mm,Complete/ndx=8mm dy=8mm, h= 5.00 mm
Phantom	Validation plane
Device Position	Body back(10mm)
Band	IEEE 802.11ac HT20 ISM
SURFACE SAR	**VOLUME SAR**
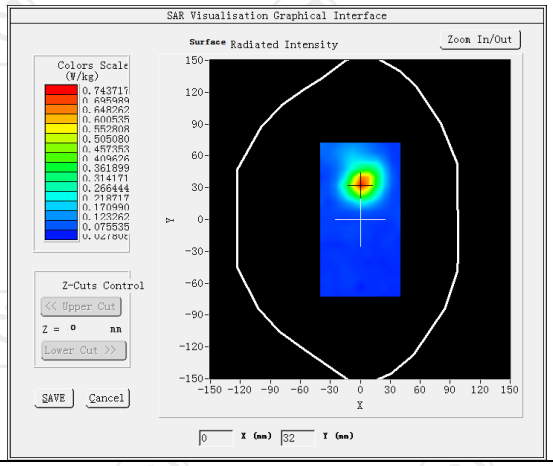	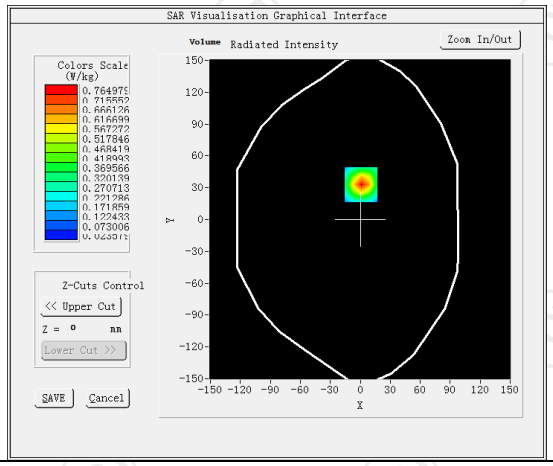
Maximum location: X=1.00, Y=33.00 SAR Peak: 1.26 W/kg	
SAR 10g (W/Kg)	0.450854
SAR 1g (W/Kg)	0.201889

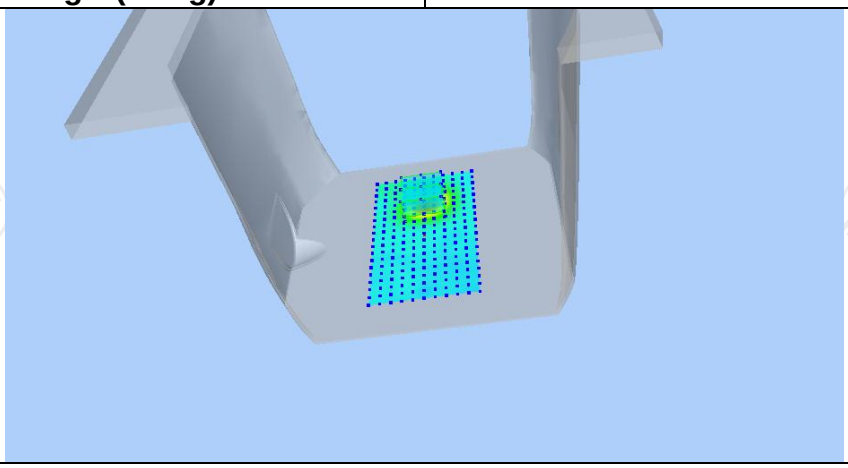

Z (mm)	0.00	2.00	7.00	12.00	17.00
SAR (W/Kg)	1.2251	0.7650	0.1866	0.0408	0.0239

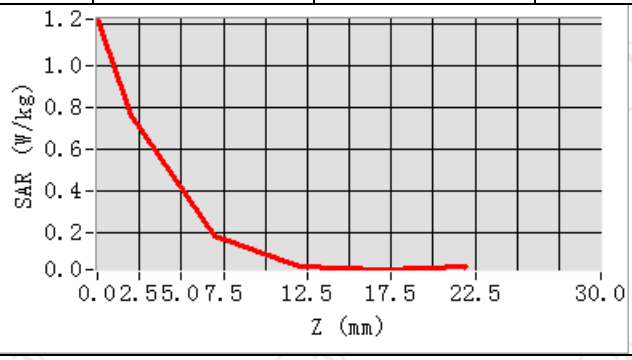

Hot spot position

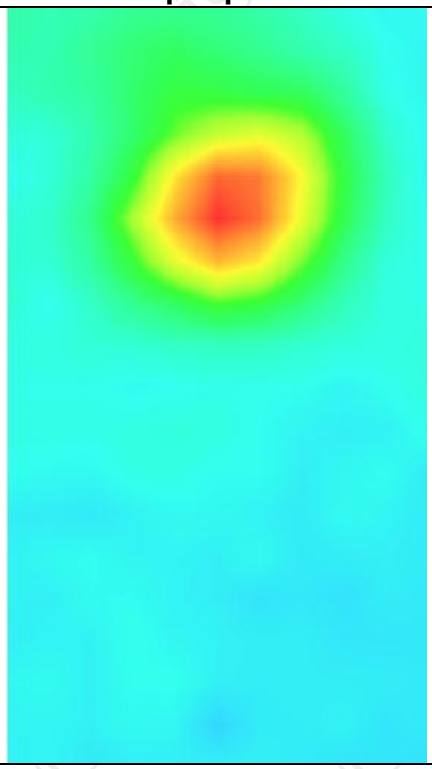

MEASUREMENT 3	
SAR (Channel 155):	Date: 10/14/2022
Frequency (MHz)	5775.000000
Relative permittivity (real part)	38.352823
Relative permittivity (imaginary part)	13.671675
Conductivity (S/m)	5.430828
Variation (%)	2.540000
Crest Factor	1.0
Probe Conversion factor	2.06
E-Field Probe:	SSE2 (SN 36/20 EPGO346)
Area Scan	dx=8mm dy=8mm, h= 5.00 mm
ZoomScan	5x5x7,dx=8mm dy=8mm dz=5mm,Complete/ndx=8mm dy=8mm, h= 5.00 mm
Phantom	Validation plane
Device Position	Body back(10mm)
Band	IEEE 802.11ac HT20 ISM(hotspot)
SURFACE SAR	**VOLUME SAR**
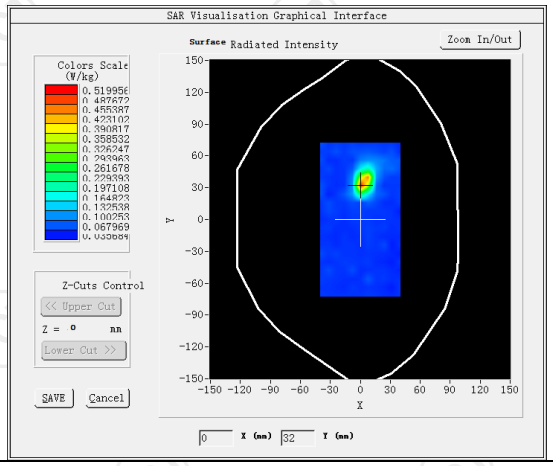	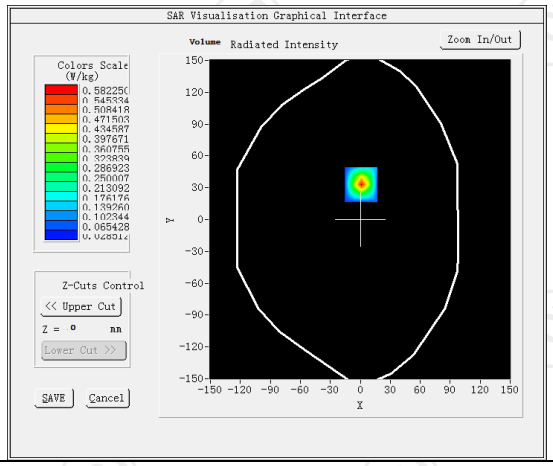
Maximum location: X=1.00, Y=33.00 SAR Peak: 0.97 W/kg	
SAR 10g (W/Kg)	0.136442
SAR 1g (W/Kg)	0.216087

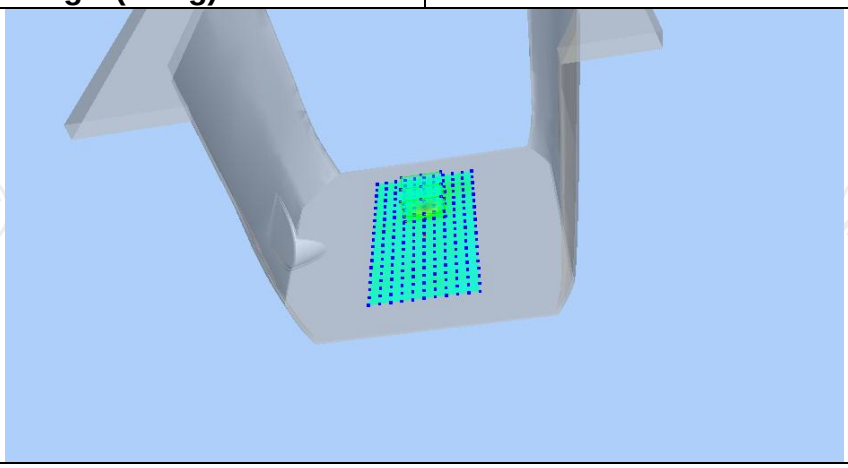

Z (mm)	0.00	2.00	7.00	12.00	17.00
SAR (W/Kg)	0.9300	0.5823	0.1459	0.0373	0.0285

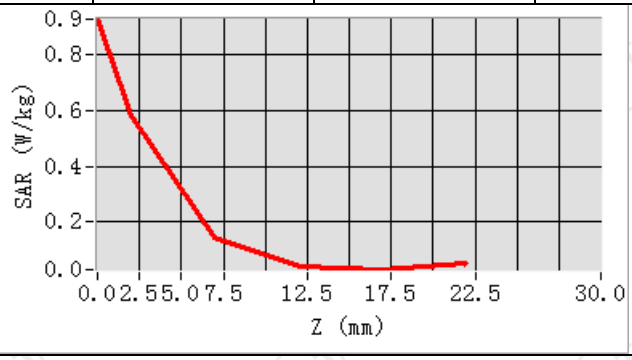

Hot spot position

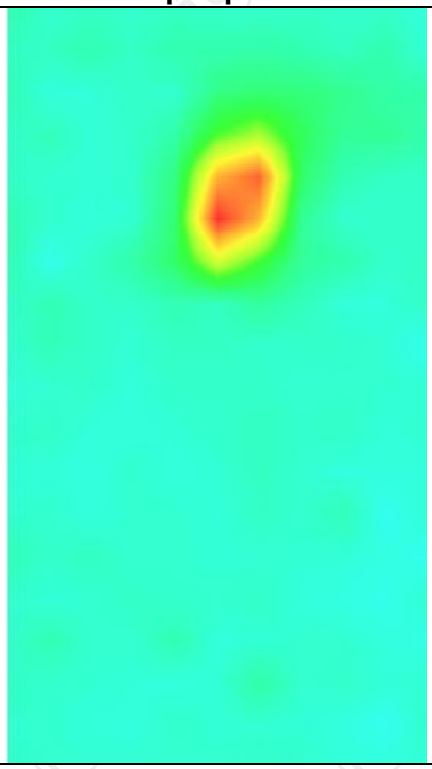

BT

MEASUREMENT 1	
Middle Band SAR (Channel 39):	Date: 09/27/2022
Frequency (MHz)	2441.000000
Relative permittivity (real part)	37.821613
Relative permittivity (imaginary part)	13.546980
Conductivity (S/m)	1.834111
Variation (%)	0.740000
Crest Factor	1.0
Probe Conversion factor	2.31
E-Field Probe:	SSE2 (SN 36/20 EPGO346)
Area Scan	dx=8mm dy=8mm, h= 5.00 mm
ZoomScan	5x5x7,dx=8mm dy=8mm dz=5mm,Complete/ndx=8mm dy=8mm, h= 5.00 mm
Phantom	Validation plane
Device Position	Body front(10mm)
Band	GFSK
SURFACE SAR	**VOLUME SAR**

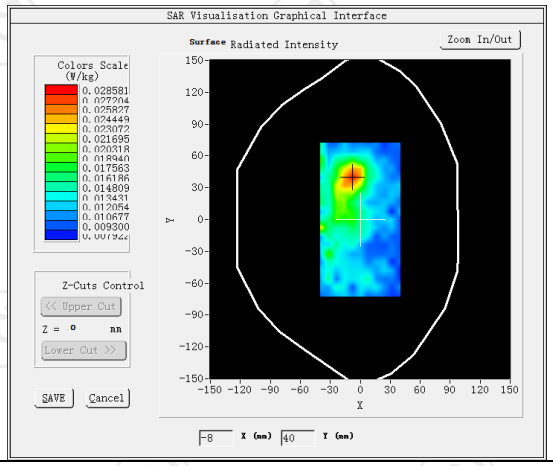

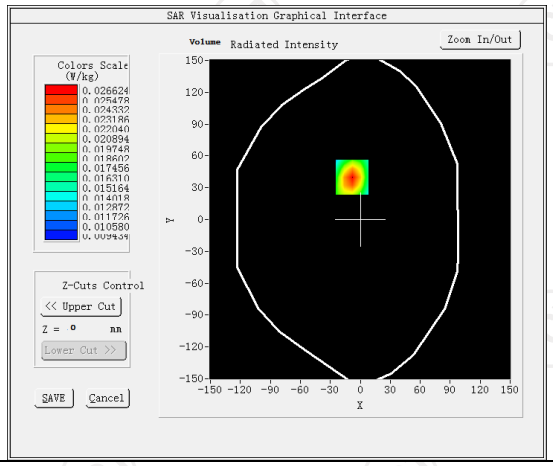

Maximum location: X=-8.00, Y=40.00 SAR Peak: 0.03 W/kg	
SAR 10g (W/Kg)	0.019369
SAR 1g (W/Kg)	0.025577

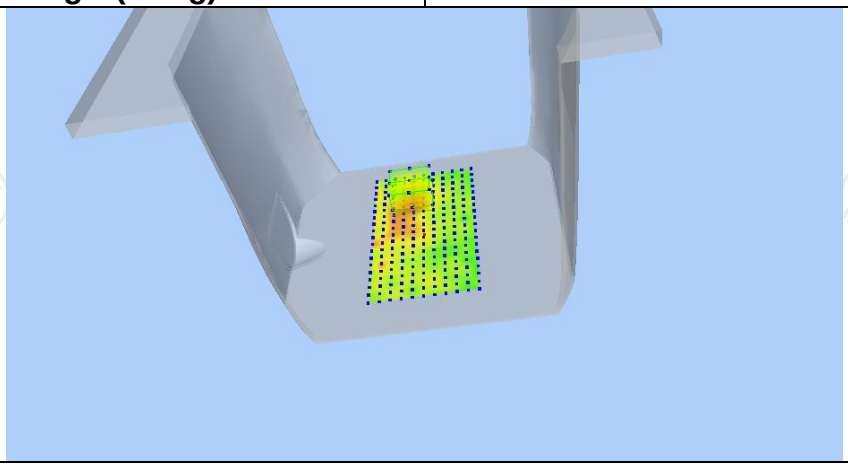

Z (mm)	0.00	4.00	9.00	14.00	19.00
SAR (W/Kg)	0.0319	0.0266	0.0216	0.0182	0.0158

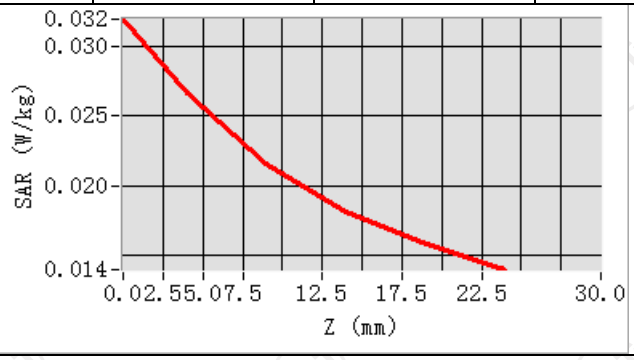

Hot spot position

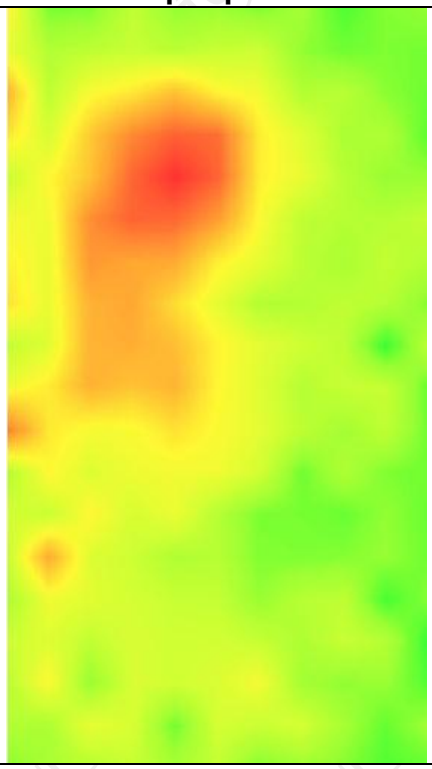

Hotline: 400-6611-140 Tel: 86-755-27673339 Fax: 86-755-27673332 http://www.tct-lab.com