Antenna Coding：ANT-BBNCNC21010
Antenna Type：PCB onboard Antenna
Model of the DUT：MST01
Antenna Manufacturer：Shenzhen Minew Technologies Co., Ltd.

1、Technical Specification

Electrical Specifications	
Frequency Range （MHz）	2402-2480
Input Impedance （Ω）	50
Return Loss（dB）	＜-10
VSWR	＜2
Peak Gain （dBi）	3.47
Polarization Type	Linear polarization
Mechanical Specifications	
Antenna Size (mm)	15.99*7.7
Radiator	Cuprum

2、The shape and size of the antenna

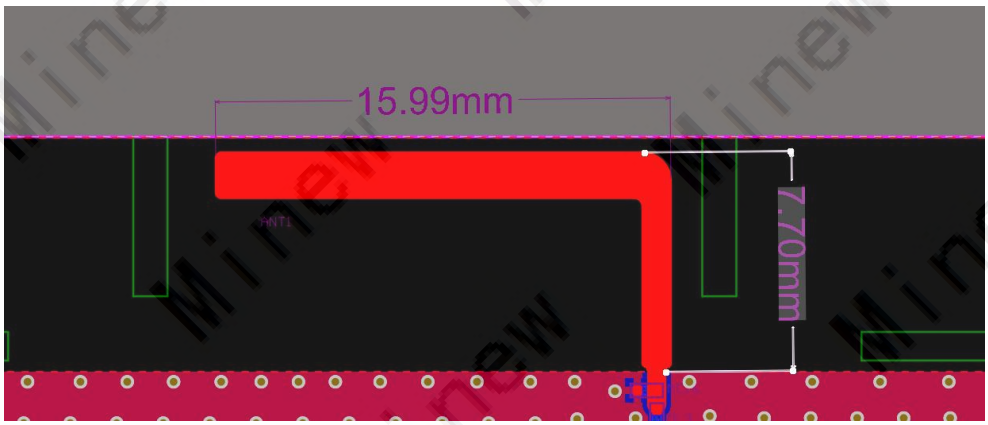

3、 The result of the test

3.1 Test Environment





3.2 Gain and Efficiency

EUT型号	1#-MST01		
备注	1#		
Frequency	Gain (dBi)	Efficiency(	PeakGain
2400MHz	2.54	56%	3.47
2402MHz	2.56	57%	
2404MHz	2.56	57%	
2406MHz	2.59	57%	
2408MHz	2.61	57%	
2410MHz	2.63	57%	
2412MHz	2.62	57%	
2414MHz	2.63	57%	
2416MHz	2.50	57%	
2418MHz	2.50	57%	
2420MHz	2.49	57%	
2422MHz	2.49	57%	
2424MHz	2.50	57%	
2426MHz	2.82	58%	
2428MHz	3.01	58%	
2430MHz	3.15	58%	
2432MHz	3.23	58%	
2434MHz	3.27	59%	
2436MHz	3.33	59%	
2438MHz	3.28	59%	
2440MHz	3.25	59%	
2442MHz	3.34	60%	
2444MHz	3.43	60%	
2446MHz	3.42	60%	
2448MHz	3.44	60%	
2450MHz	3.47	60%	
2452MHz	3.46	60%	
2454MHz	3.42	59%	
2456MHz	3.33	59%	
2458MHz	3.26	59%	
2460MHz	2.86	59%	
2462MHz	2.76	58%	
2464MHz	2.92	58%	
2466MHz	2.88	58%	
2468MHz	2.79	58%	
2470MHz	2.68	58%	
2472MHz	2.58	58%	
2474MHz	2.54	58%	
2476MHz	2.58	58%	
2478MHz	2.57	58%	
2480MHz	2.58	58%	

3.3 3D Polar Plot

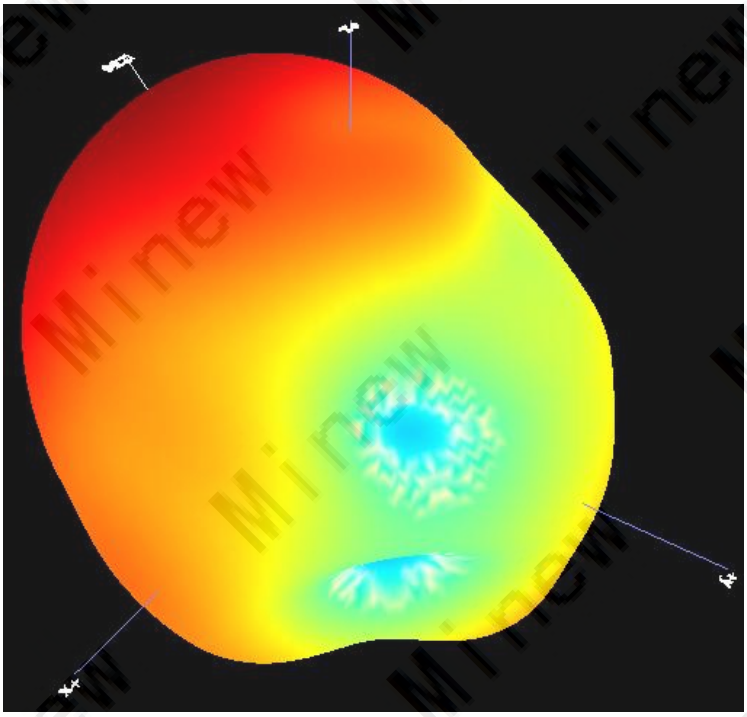

2402MHz

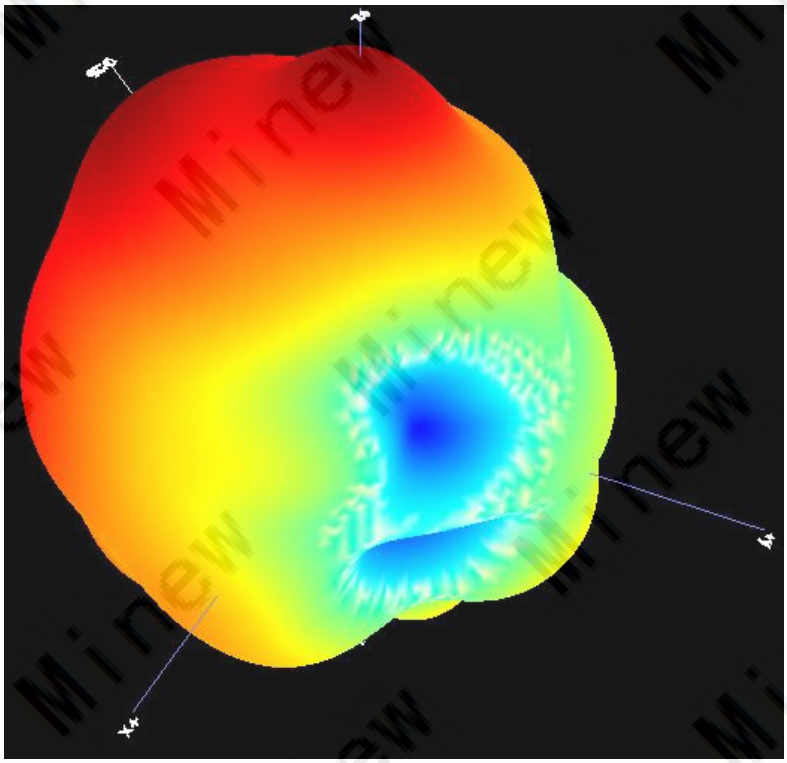

2440MHz

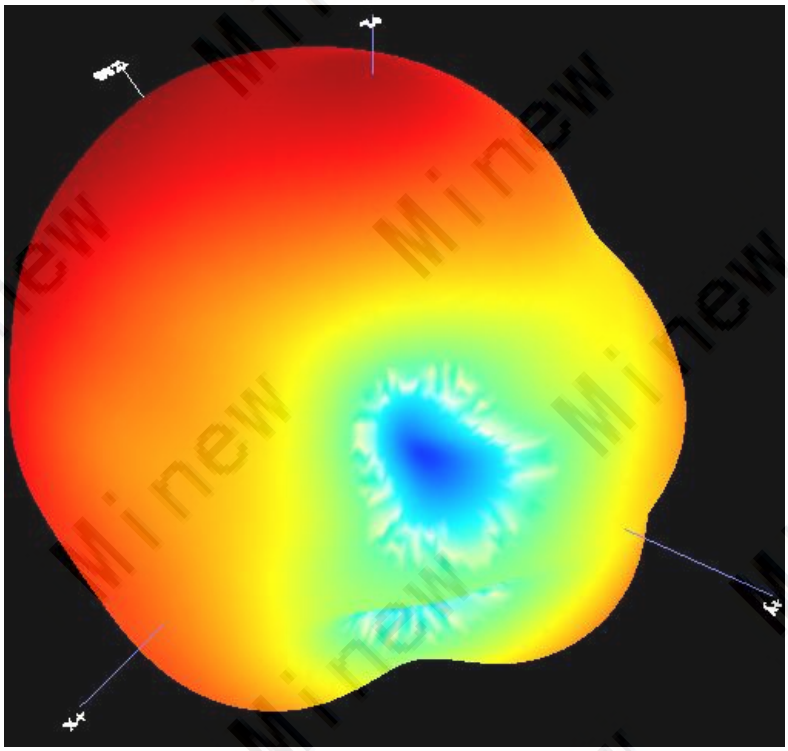

2480MHz

3.4 2D Radiation Pattern

（1）E1，XZ Plane，phi=0

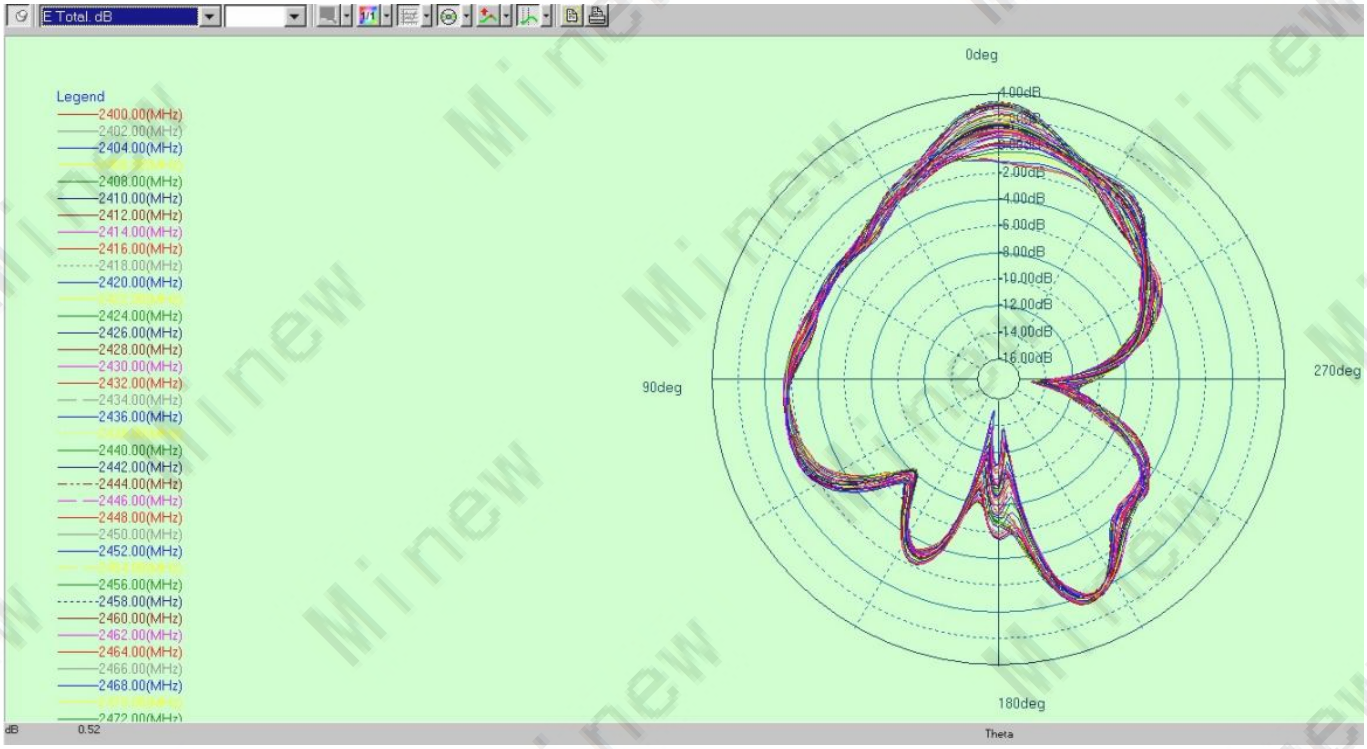

（2）E2，YZ Plane，phi=90°

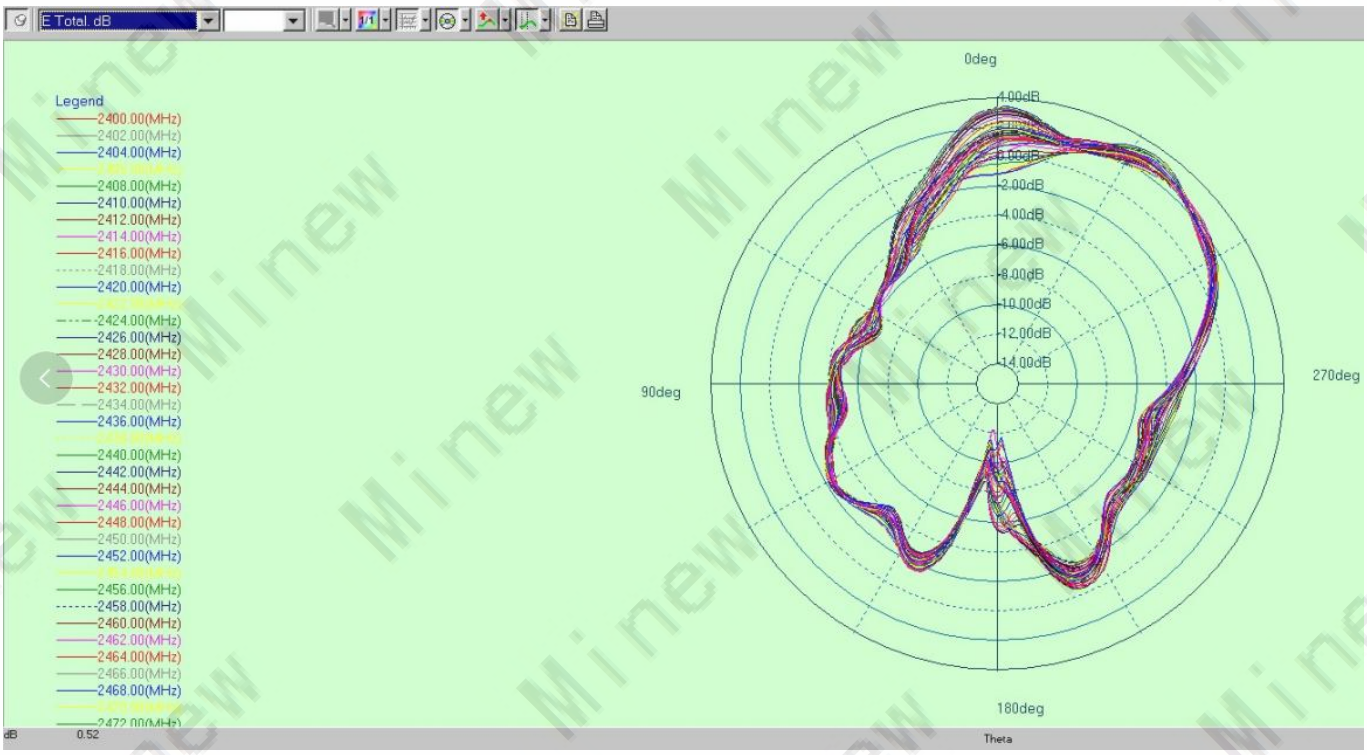
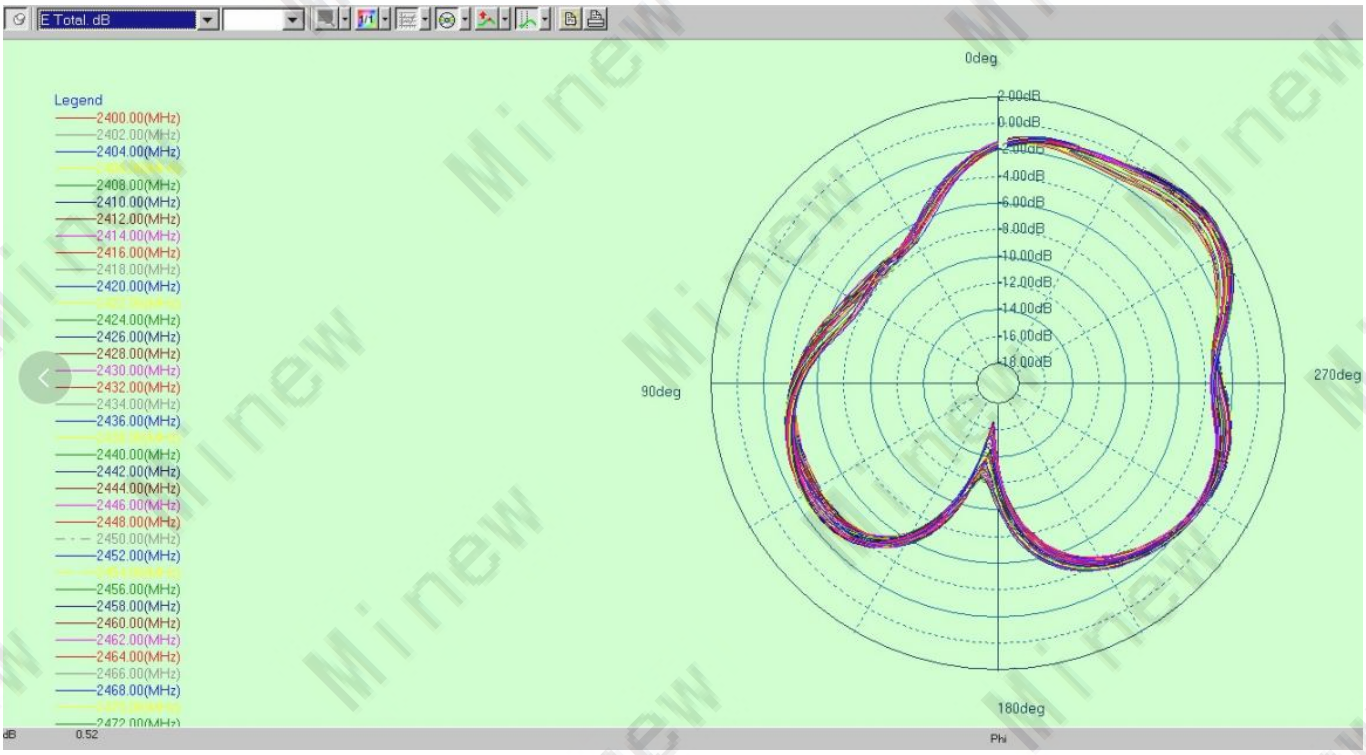
（3）H，XY plane，theta=90°