Site: AC1	Time: 2015/06/20 - 12:20
Limit: FCC_Part15.209_RE(1m)	Engineer: Roy Cheng
Probe: BBHA9170_18-40GHz	Polarity: Horizontal
EUT: sengled snap	Power: AC 120V/60Hz
Note: There is the ambient noise within frequency range 18GHz~25GHz.	

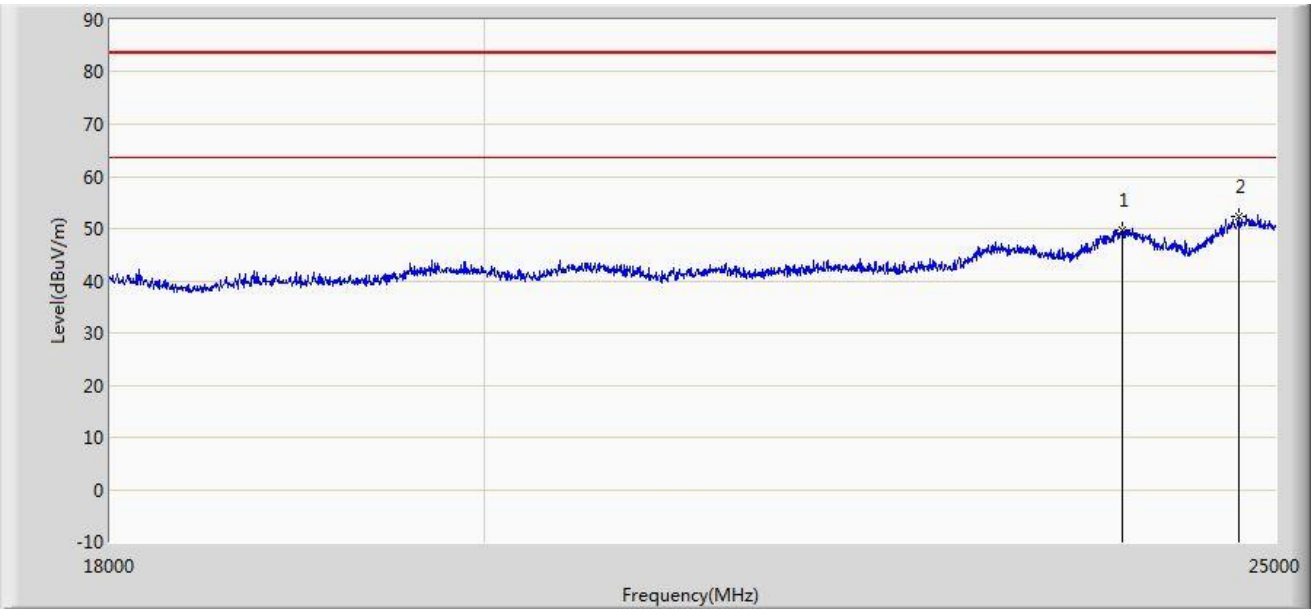

No	Flag	Mark	Frequency (MHz)	Measure Level (dBuV/m)	Reading Level (dBuV)	Over Limit (dB)	Limit (dBuV/m)	Factor (dB)	Type
1			23943.000	49.776	35.866	-33.724	83.500	13.910	PK
2		*	24741.000	52.375	37.681	-31.125	83.500	14.694	PK

Note: Measure Level (dBµV/m) = Reading Level (dBµV) + Factor (dB)

Factor (dB) = Cable Loss (dB) + Antenna Factor (dB/m) – Pre_Amplifier Gain (dB)

Site: AC1	Time: 2015/06/20 - 12:32
Limit: FCC_Part15.209_RE(1m)	Engineer: Roy Cheng
Probe: BBHA9170_18-40GHz	Polarity: Vertical
EUT: sengled snap	Power: AC 120V/60Hz
Note: There is the ambient noise within frequency range 18GHz~25GHz.	

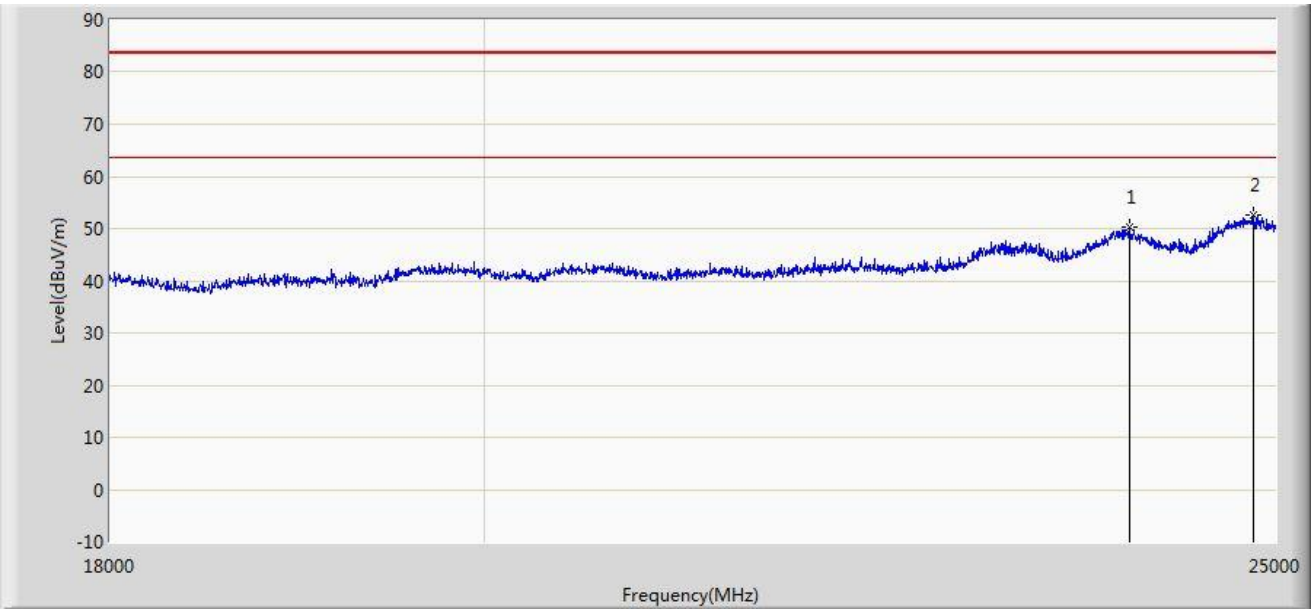

No	Flag	Mark	Frequency (MHz)	Measure Level (dBuV/m)	Reading Level (dBuV)	Over Limit (dB)	Limit (dBuV/m)	Factor (dB)	Type
1			23999.000	50.379	36.435	-33.121	83.500	13.944	PK
2		*	24846.000	52.503	37.735	-30.997	83.500	14.768	PK

Note: Measure Level (dBµV/m) = Reading Level (dBµV) + Factor (dB)

Factor (dB) = Cable Loss (dB) + Antenna Factor (dB/m) – Pre_Amplifier Gain (dB)

7.7. Radiated Restricted Band Edge Measurement

7.7.1. Test Result

Site: AC 1	Time: 2015/06/23 - 14:05
Limit: FCC_Part15.209_RE(3m)	Engineer: Lewis Huang
Probe: BBHA9120D_1-18GHz	Polarity: Horizontal
EUT: sengled snap	Power: AC 120V/60Hz
Note: Test Mode: Transmit by 802.11b at channel 2412MHz	

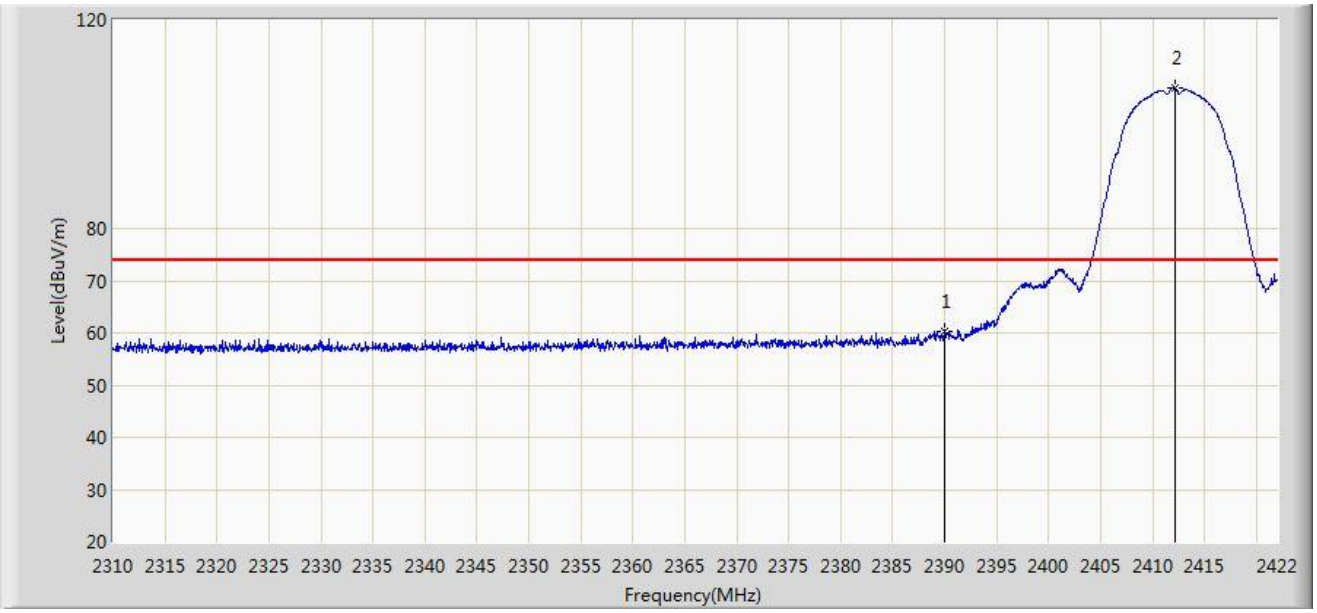

No	Flag	Mark	Frequency (MHz)	Measure Level (dBuV/m)	Reading Level (dBuV)	Over Limit (dB)	Limit (dBuV/m)	Factor (dB)	Type
1			2390.000	60.268	29.065	-13.732	74.000	31.203	PK
2		*	2412.200	106.821	75.652	N/A	N/A	31.169	PK

Note: Measure Level (dBµV/m) = Reading Level (dBµV) + Factor (dB)

Factor (dB) = Cable Loss (dB) + Antenna Factor (dB/m).

Site: AC 1	Time: 2015/06/23 - 14:09
Limit: FCC_Part15.209_RE(3m)	Engineer: Lewis Huang
Probe: BBHA9120D_1-18GHz	Polarity: Horizontal
EUT: sengled snap	Power: AC 120V/60Hz
Note: Test Mode: Transmit by 802.11b at channel 2412MHz	

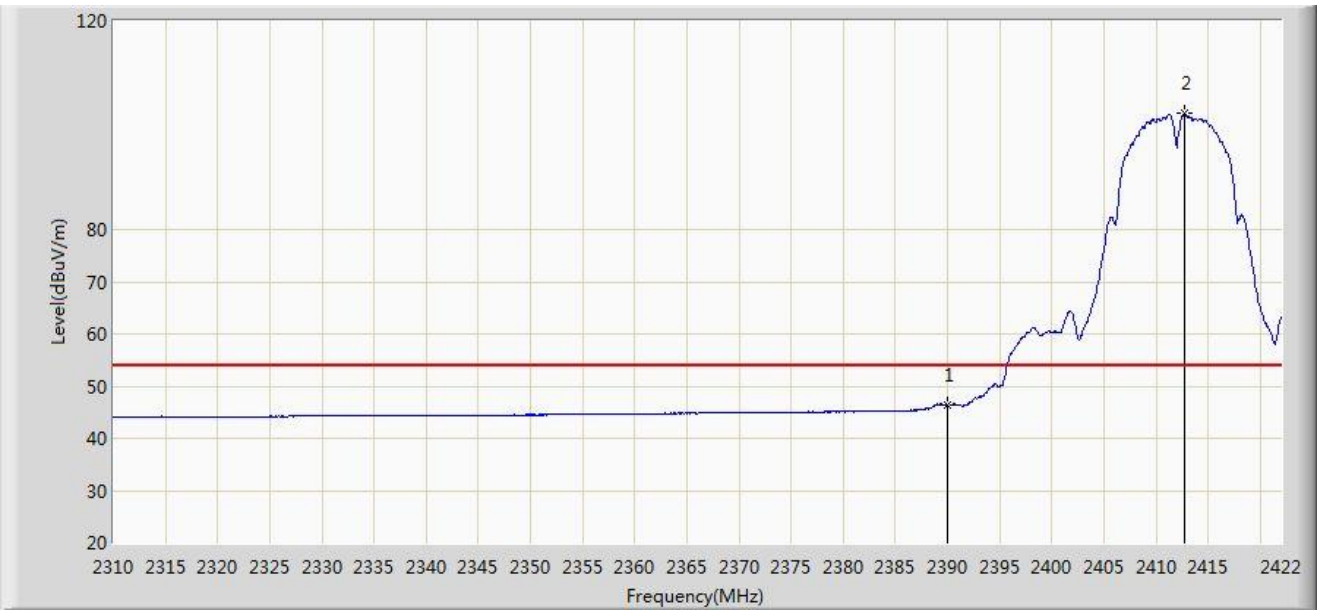

No	Flag	Mark	Frequency (MHz)	Measure Level (dBuV/m)	Reading Level (dBuV)	Over Limit (dB)	Limit (dBuV/m)	Factor (dB)	Type
1			2390.000	46.431	15.228	-7.569	54.000	31.203	AV
2		*	2412.704	102.204	71.036	N/A	N/A	31.168	AV

Note: Measure Level (dBµV/m) = Reading Level (dBµV) + Factor (dB)

Factor (dB) = Cable Loss (dB) + Antenna Factor (dB/m).

Site: AC 1	Time: 2015/06/23 - 14:10
Limit: FCC_Part15.209_RE(3m)	Engineer: Lewis Huang
Probe: BBHA9120D_1-18GHz	Polarity: Vertical
EUT: sengled snap	Power: AC 120V/60Hz
Note: Test Mode: Transmit by 802.11b at channel 2412MHz	

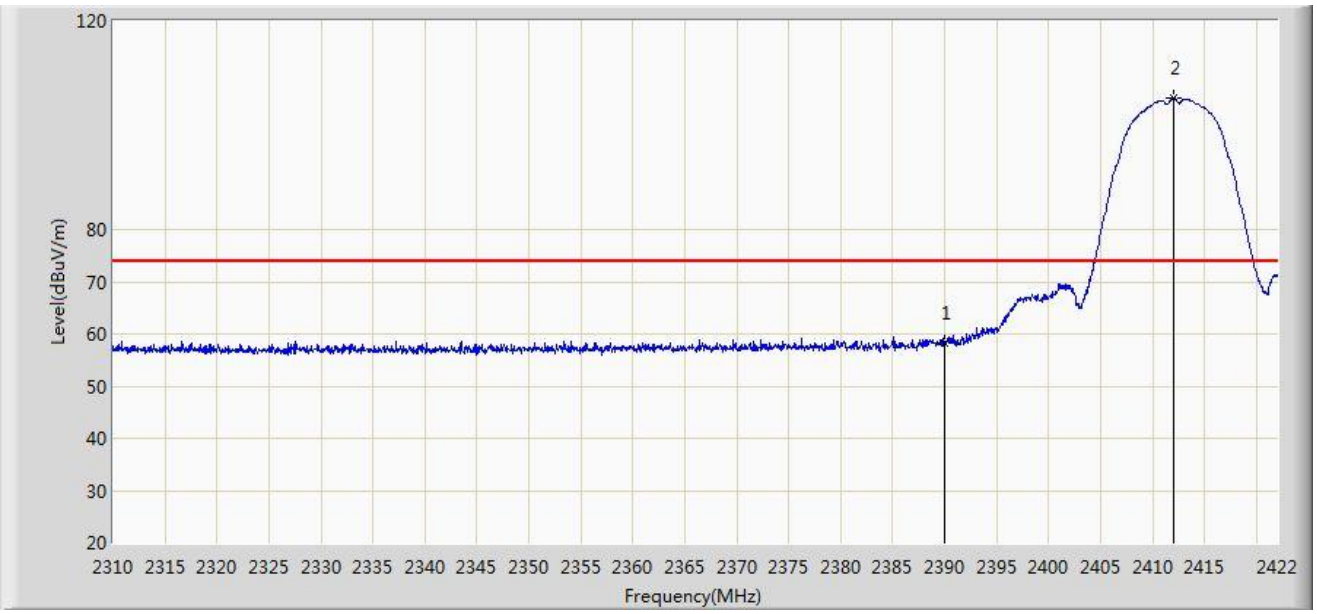

No	Flag	Mark	Frequency (MHz)	Measure Level (dBuV/m)	Reading Level (dBuV)	Over Limit (dB)	Limit (dBuV/m)	Factor (dB)	Type
1			2390.000	58.348	27.145	-15.652	74.000	31.203	PK
2		*	2412.032	105.346	74.176	N/A	N/A	31.170	PK

Note: Measure Level (dBµV/m) = Reading Level (dBµV) + Factor (dB)

Factor (dB) = Cable Loss (dB) + Antenna Factor (dB/m).

Site: AC 1	Time: 2015/06/23 - 14:12
Limit: FCC_Part15.209_RE(3m)	Engineer: Lewis Huang
Probe: BBHA9120D_1-18GHz	Polarity: Vertical
EUT: sengled snap	Power: AC 120V/60Hz
Note: Test Mode: Transmit by 802.11b at channel 2412MHz	

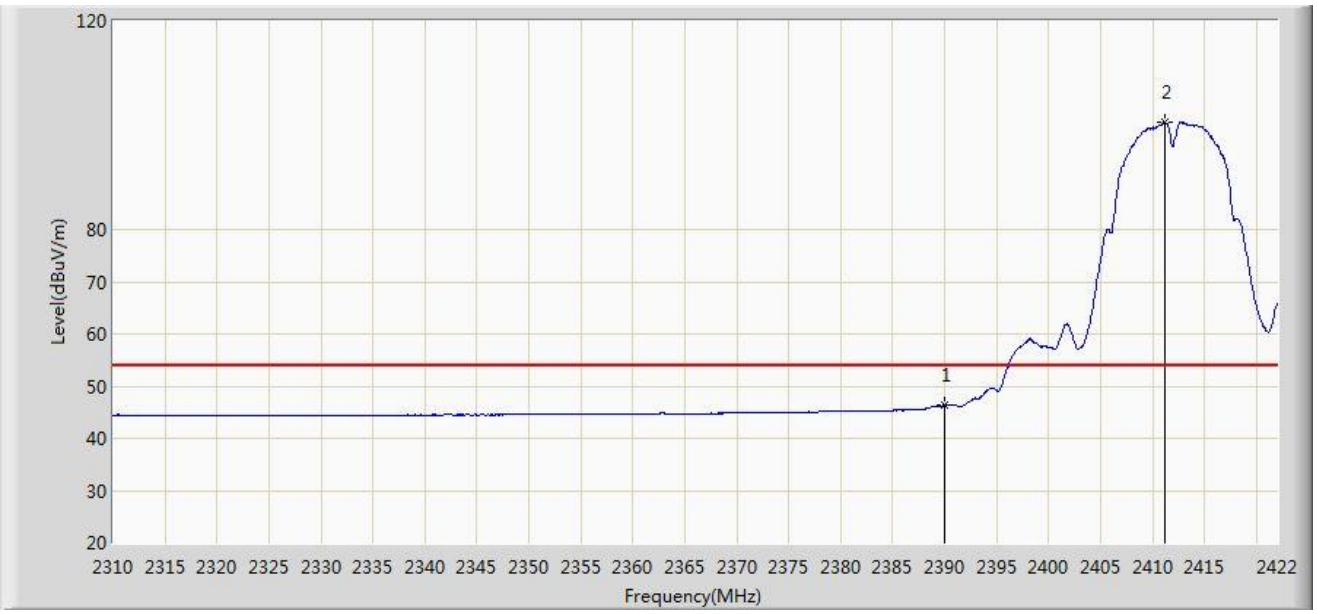

No	Flag	Mark	Frequency (MHz)	Measure Level (dBuV/m)	Reading Level (dBuV)	Over Limit (dB)	Limit (dBuV/m)	Factor (dB)	Type
1			2390.000	46.315	15.112	-7.685	54.000	31.203	AV
2		*	2411.136	100.608	69.437	N/A	N/A	31.171	AV

Note: Measure Level (dBµV/m) = Reading Level (dBµV) + Factor (dB)

Factor (dB) = Cable Loss (dB) + Antenna Factor (dB/m).

Site: AC 1	Time: 2015/06/23 - 14:13
Limit: FCC_Part15.209_RE(3m)	Engineer: Lewis Huang
Probe: BBHA9120D_1-18GHz	Polarity: Horizontal
EUT: sengled snap	Power: AC 120V/60Hz
Note: Test Mode: Transmit by 802.11b at channel 2462MHz	

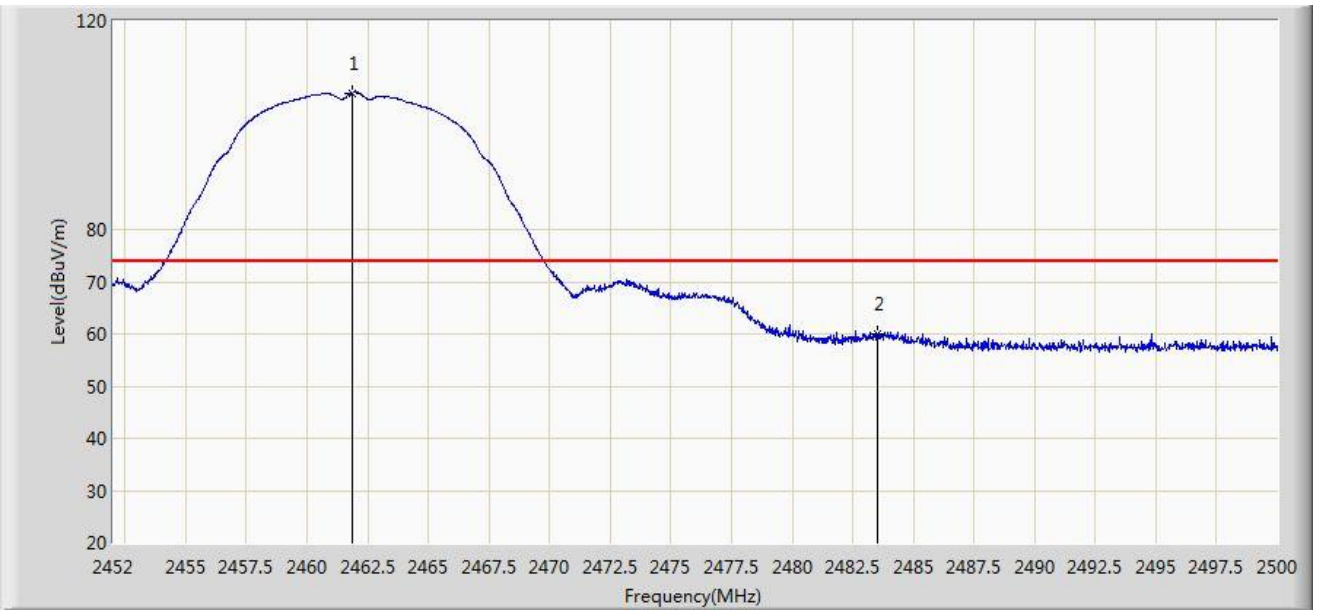

No	Flag	Mark	Frequency (MHz)	Measure Level (dBuV/m)	Reading Level (dBuV)	Over Limit (dB)	Limit (dBuV/m)	Factor (dB)	Type
1		*	2461.864	106.198	75.063	N/A	N/A	31.135	PK
2			2483.500	60.048	28.855	-13.952	74.000	31.194	PK

Note: Measure Level (dBµV/m) = Reading Level (dBµV) + Factor (dB)

Factor (dB) = Cable Loss (dB) + Antenna Factor (dB/m).

Site: AC 1	Time: 2015/06/23 - 14:15
Limit: FCC_Part15.209_RE(3m)	Engineer: Lewis Huang
Probe: BBHA9120D_1-18GHz	Polarity: Horizontal
EUT: sengled snap	Power: AC 120V/60Hz
Note: Test Mode: Transmit by 802.11b at channel 2462MHz	

No	Flag	Mark	Frequency (MHz)	Measure Level (dBuV/m)	Reading Level (dBuV)	Over Limit (dB)	Limit (dBuV/m)	Factor (dB)	Type
1		*	2461.072	101.644	70.510	N/A	N/A	31.134	AV
2			2483.500	48.393	17.200	-5.607	54.000	31.194	AV

Note: Measure Level (dBµV/m) = Reading Level (dBµV) + Factor (dB)

Factor (dB) = Cable Loss (dB) + Antenna Factor (dB/m).

Site: AC 1	Time: 2015/06/23 - 14:16
Limit: FCC_Part15.209_RE(3m)	Engineer: Lewis Huang
Probe: BBHA9120D_1-18GHz	Polarity: Vertical
EUT: sengled snap	Power: AC 120V/60Hz
Note: Test Mode: Transmit by 802.11b at channel 2462MHz	

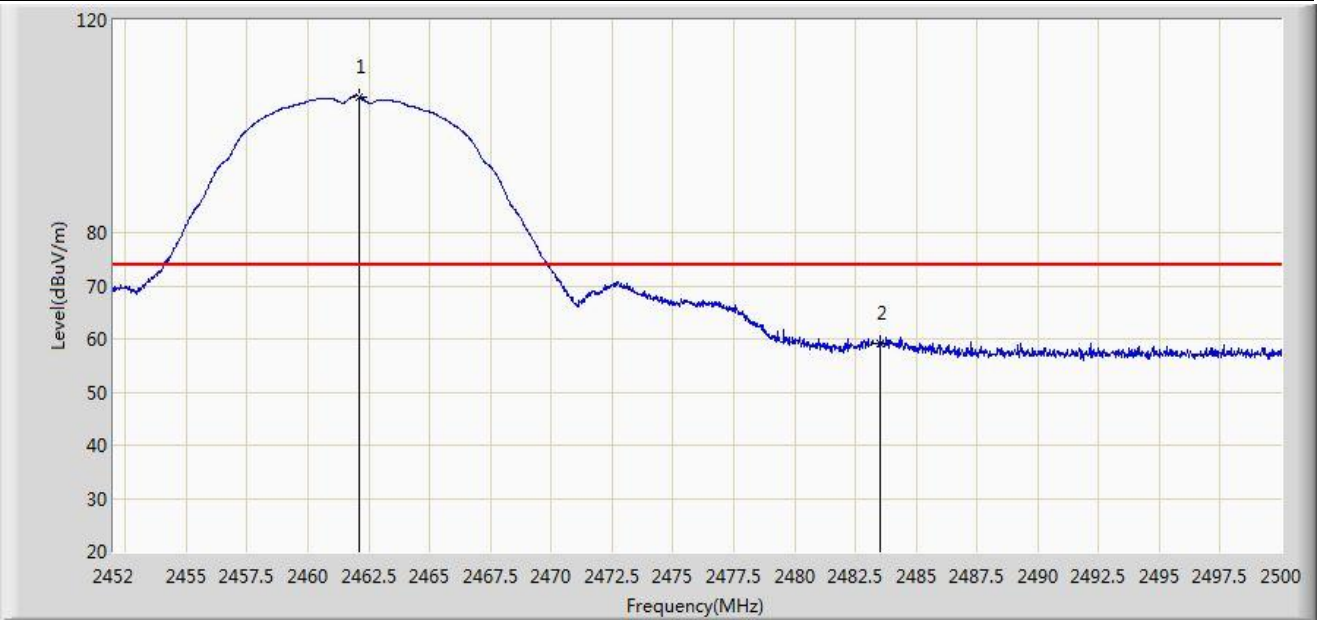

No	Flag	Mark	Frequency (MHz)	Measure Level (dBuV/m)	Reading Level (dBuV)	Over Limit (dB)	Limit (dBuV/m)	Factor (dB)	Type
1		*	2462.128	105.582	74.446	N/A	N/A	31.135	PK
2			2483.500	59.006	27.813	-14.994	74.000	31.194	PK

Note: Measure Level (dBµV/m) = Reading Level (dBµV) + Factor (dB)

Factor (dB) = Cable Loss (dB) + Antenna Factor (dB/m).

Site: AC 1	Time: 2015/06/23 - 14:16
Limit: FCC_Part15.209_RE(3m)	Engineer: Lewis Huang
Probe: BBHA9120D_1-18GHz	Polarity: Vertical
EUT: sengled snap	Power: AC 120V/60Hz
Note: Test Mode: Transmit by 802.11b at channel 2462MHz	

No	Flag	Mark	Frequency (MHz)	Measure Level (dBuV/m)	Reading Level (dBuV)	Over Limit (dB)	Limit (dBuV/m)	Factor (dB)	Type
1		*	2461.240	100.927	69.793	N/A	N/A	31.134	AV
2			2483.500	47.767	16.574	-6.233	54.000	31.194	AV

Note: Measure Level (dBμV/m) = Reading Level (dBμV) + Factor (dB)

Factor (dB) = Cable Loss (dB) + Antenna Factor (dB/m).

Site: AC 1	Time: 2015/06/23 - 14:17
Limit: FCC_Part15.209_RE(3m)	Engineer: Lewis Huang
Probe: BBHA9120D_1-18GHz	Polarity: Horizontal
EUT: sengled snap	Power: AC 120V/60Hz
Note: Test Mode: Transmit by 802.11g at channel 2412MHz	

No	Flag	Mark	Frequency (MHz)	Measure Level (dBuV/m)	Reading Level (dBuV)	Over Limit (dB)	Limit (dBuV/m)	Factor (dB)	Type
1			2386.720	69.706	38.497	-4.294	74.000	31.208	PK
2			2390.000	69.031	37.828	-4.969	74.000	31.203	PK
3		*	2411.472	110.515	79.345	N/A	N/A	31.170	PK

Note: Measure Level (dBμV/m) = Reading Level (dBμV) + Factor (dB)

Factor (dB) = Cable Loss (dB) + Antenna Factor (dB/m).

Site: AC 1	Time: 2015/06/23 - 14:23
Limit: FCC_Part15.209_RE(3m)	Engineer: Lewis Huang
Probe: BBHA9120D_1-18GHz	Polarity: Horizontal
EUT: sengled snap	Power: AC 120V/60Hz
Note: Test Mode: Transmit by 802.11g at channel 2412MHz	

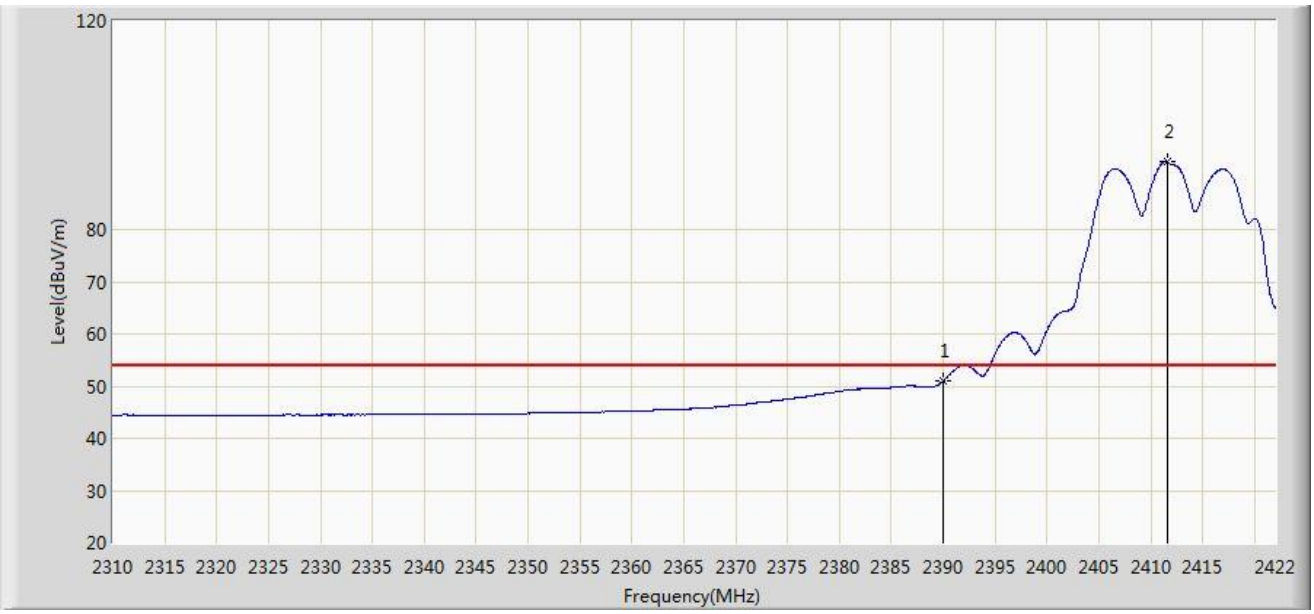

No	Flag	Mark	Frequency (MHz)	Measure Level (dBuV/m)	Reading Level (dBuV)	Over Limit (dB)	Limit (dBuV/m)	Factor (dB)	Type
1			2390.000	50.975	19.772	-3.025	54.000	31.203	AV
2		*	2411.640	92.949	61.779	N/A	N/A	31.170	AV

Note: Measure Level (dBµV/m) = Reading Level (dBµV) + Factor (dB)

Factor (dB) = Cable Loss (dB) + Antenna Factor (dB/m).

Site: AC 1	Time: 2015/06/23 - 14:23
Limit: FCC_Part15.209_RE(3m)	Engineer: Lewis Huang
Probe: BBHA9120D_1-18GHz	Polarity: Vertical
EUT: sengled snap	Power: AC 120V/60Hz
Note: Test Mode: Transmit by 802.11g at channel 2412MHz	

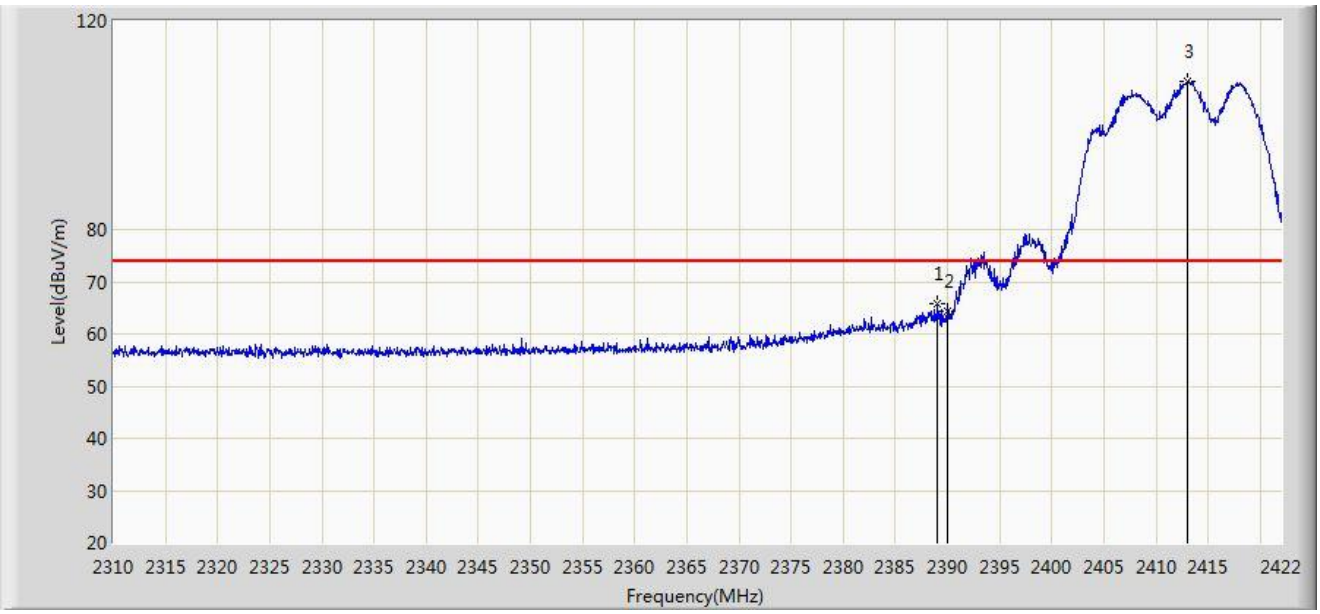

No	Flag	Mark	Frequency (MHz)	Measure Level (dBuV/m)	Reading Level (dBuV)	Over Limit (dB)	Limit (dBuV/m)	Factor (dB)	Type
1			2389.016	65.721	34.516	-8.279	74.000	31.204	PK
2			2390.000	64.311	33.108	-9.689	74.000	31.203	PK
3		*	2413.040	108.391	77.223	N/A	N/A	31.167	PK

Note: Measure Level (dBμV/m) = Reading Level (dBμV) + Factor (dB)

Factor (dB) = Cable Loss (dB) + Antenna Factor (dB/m).

Site: AC 1	Time: 2015/06/23 - 14:24
Limit: FCC_Part15.209_RE(3m)	Engineer: Lewis Huang
Probe: BBHA9120D_1-18GHz	Polarity: Vertical
EUT: sengled snap	Power: AC 120V/60Hz
Note: Test Mode: Transmit by 802.11g at channel 2412MHz	

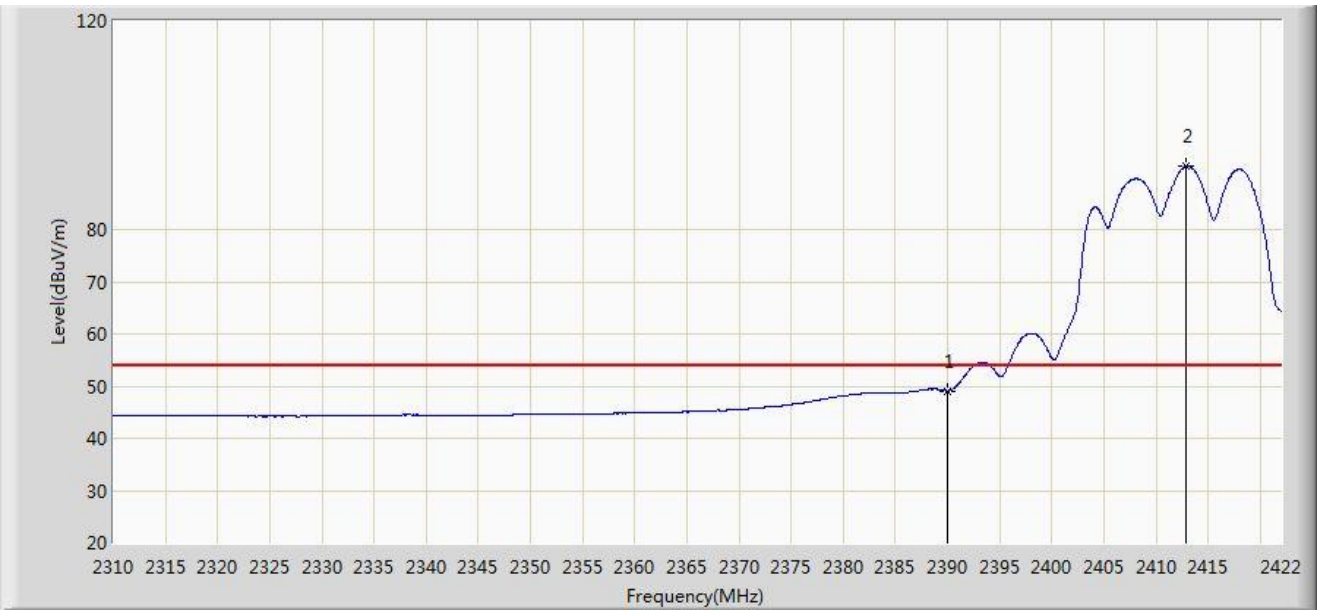

No	Flag	Mark	Frequency (MHz)	Measure Level (dBuV/m)	Reading Level (dBuV)	Over Limit (dB)	Limit (dBuV/m)	Factor (dB)	Type
1			2390.000	49.112	17.909	-4.888	54.000	31.203	AV
2		*	2412.872	92.220	61.052	N/A	N/A	31.168	AV

Note: Measure Level (dBµV/m) = Reading Level (dBµV) + Factor (dB)

Factor (dB) = Cable Loss (dB) + Antenna Factor (dB/m).

Site: AC 1	Time: 2015/06/23 - 14:24
Limit: FCC_Part15.209_RE(3m)	Engineer: Lewis Huang
Probe: BBHA9120D_1-18GHz	Polarity: Horizontal
EUT: sengled snap	Power: AC 120V/60Hz
Note: Test Mode: Transmit by 802.11g at channel 2462MHz	

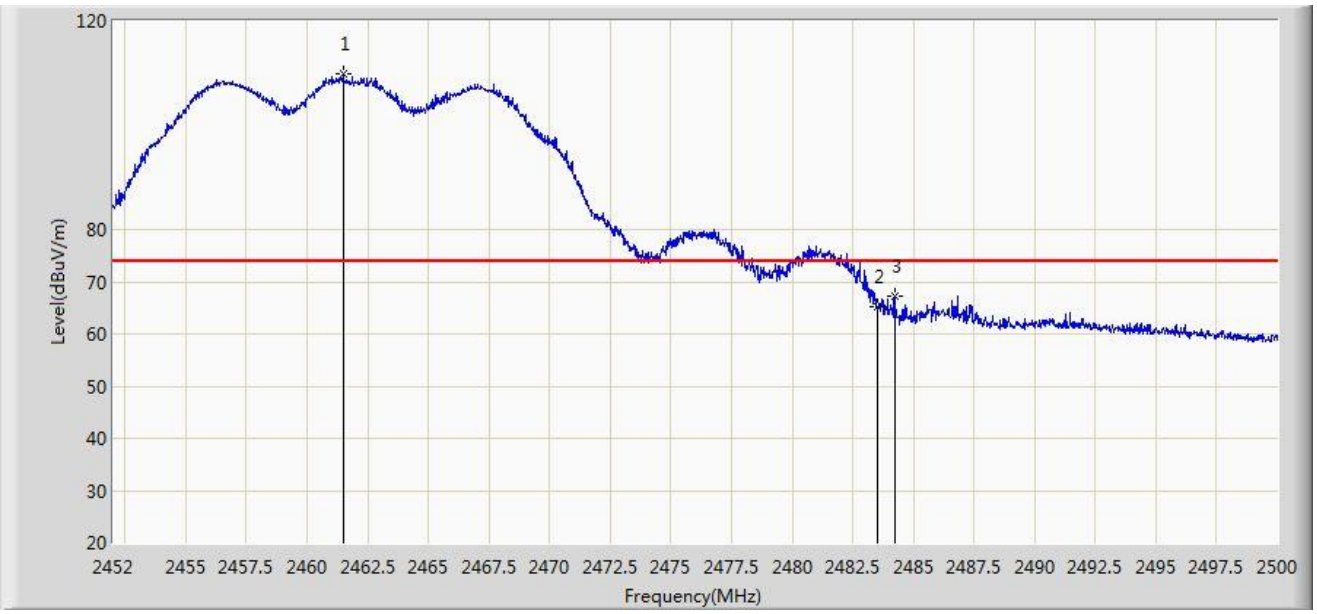

No	Flag	Mark	Frequency (MHz)	Measure Level (dBuV/m)	Reading Level (dBuV)	Over Limit (dB)	Limit (dBuV/m)	Factor (dB)	Type
1		*	2461.480	109.926	78.792	N/A	N/A	31.135	PK
2			2483.500	65.146	33.953	-8.854	74.000	31.194	PK
3			2484.232	67.190	35.995	-6.810	74.000	31.195	PK

Note: Measure Level (dBμV/m) = Reading Level (dBμV) + Factor (dB)

Factor (dB) = Cable Loss (dB) + Antenna Factor (dB/m).

Site: AC 1	Time: 2015/06/23 - 14:26
Limit: FCC_Part15.209_RE(3m)	Engineer: Lewis Huang
Probe: BBHA9120D_1-18GHz	Polarity: Horizontal
EUT: sengled snap	Power: AC 120V/60Hz
Note: Test Mode: Transmit by 802.11g at channel 2462MHz	

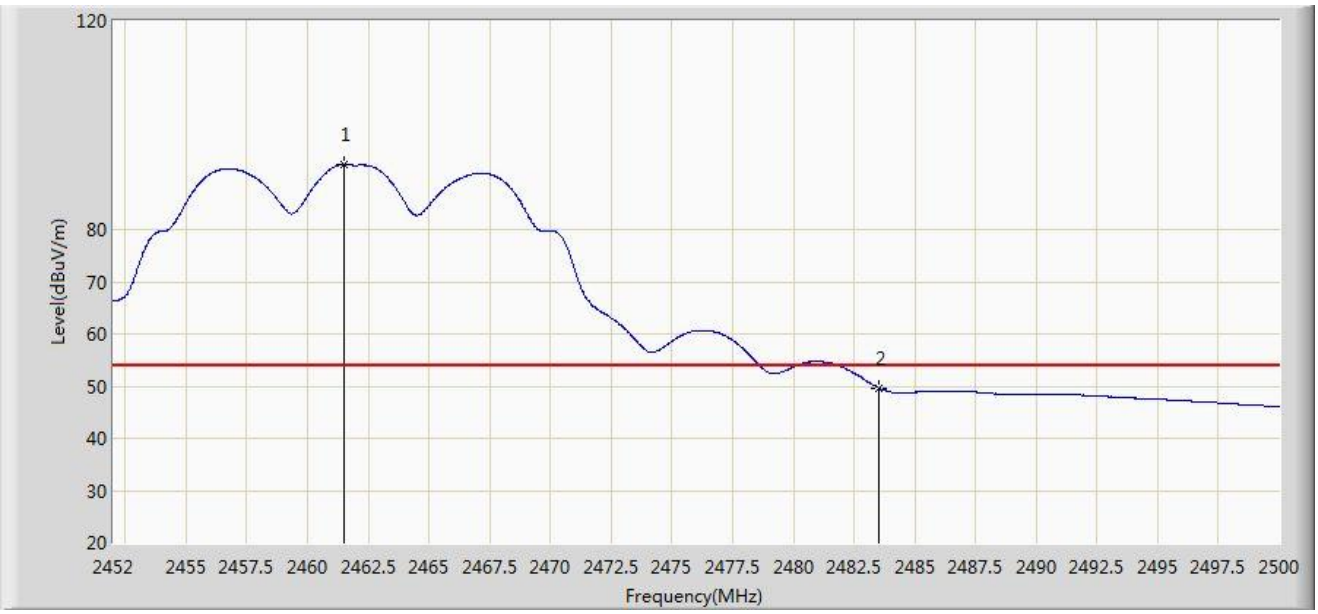

No	Flag	Mark	Frequency (MHz)	Measure Level (dBuV/m)	Reading Level (dBuV)	Over Limit (dB)	Limit (dBuV/m)	Factor (dB)	Type
1		*	2461.528	92.530	61.395	N/A	N/A	31.135	AV
2			2483.500	49.700	18.507	-4.300	54.000	31.194	AV

Note: Measure Level (dBµV/m) = Reading Level (dBµV) + Factor (dB)

Factor (dB) = Cable Loss (dB) + Antenna Factor (dB/m).

Site: AC 1	Time: 2015/06/23 - 14:26
Limit: FCC_Part15.209_RE(3m)	Engineer: Lewis Huang
Probe: BBHA9120D_1-18GHz	Polarity: Vertical
EUT: sengled snap	Power: AC 120V/60Hz
Note: Test Mode: Transmit by 802.11g at channel 2462MHz	

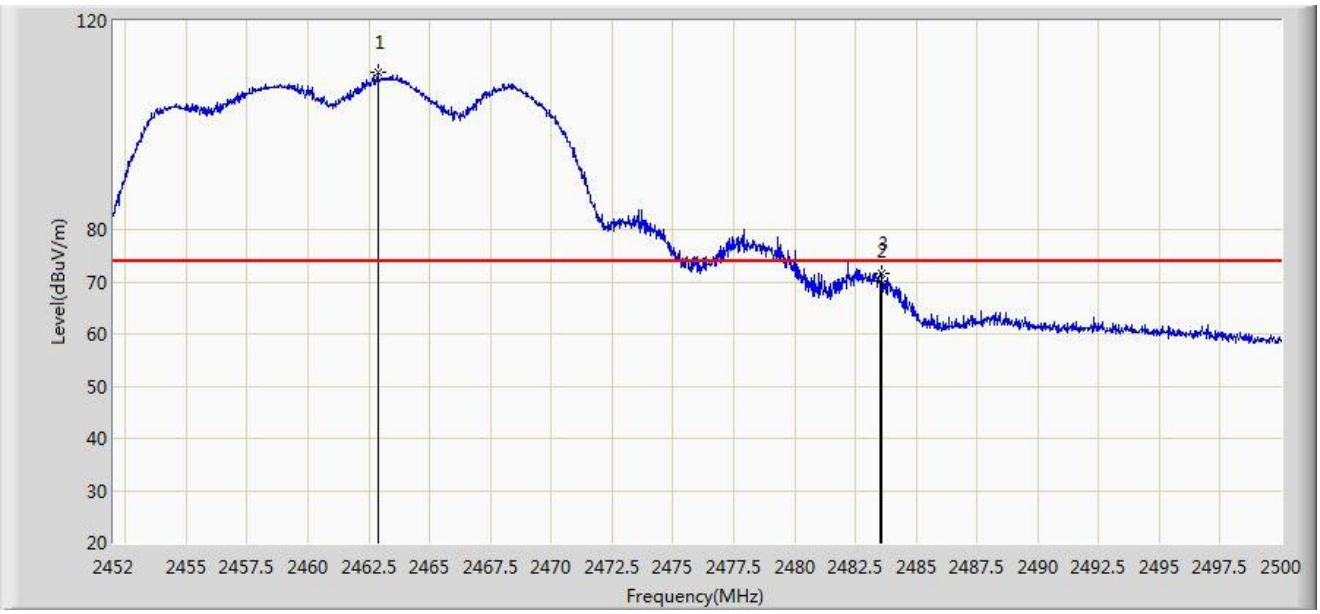

No	Flag	Mark	Frequency (MHz)	Measure Level (dBuV/m)	Reading Level (dBuV)	Over Limit (dB)	Limit (dBuV/m)	Factor (dB)	Type
1		*	2462.872	110.098	78.961	N/A	N/A	31.137	PK
2			2483.500	70.242	39.049	-3.758	74.000	31.194	PK
3			2483.608	71.533	40.339	-2.467	74.000	31.194	PK

Note: Measure Level (dBμV/m) = Reading Level (dBμV) + Factor (dB)

Factor (dB) = Cable Loss (dB) + Antenna Factor (dB/m).

Site: AC 1	Time: 2015/06/23 - 14:28
Limit: FCC_Part15.209_RE(3m)	Engineer: Lewis Huang
Probe: BBHA9120D_1-18GHz	Polarity: Vertical
EUT: sengled snap	Power: AC 120V/60Hz
Note: Test Mode: Transmit by 802.11g at channel 2462MHz	

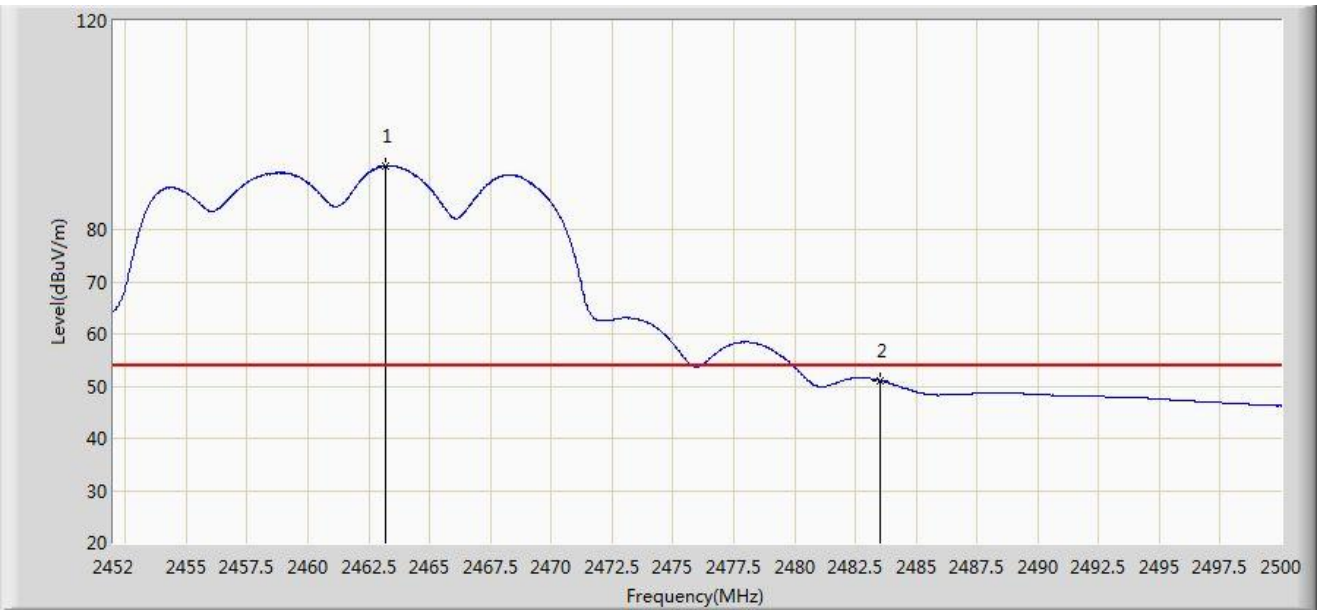

No	Flag	Mark	Frequency (MHz)	Measure Level (dBuV/m)	Reading Level (dBuV)	Over Limit (dB)	Limit (dBuV/m)	Factor (dB)	Type
1		*	2463.160	92.211	61.073	N/A	N/A	31.137	AV
2			2483.500	51.118	19.925	-2.882	54.000	31.194	AV

Note: Measure Level (dBµV/m) = Reading Level (dBµV) + Factor (dB)

Factor (dB) = Cable Loss (dB) + Antenna Factor (dB/m).

Site: AC 1	Time: 2015/06/23 - 14:29
Limit: FCC_Part15.209_RE(3m)	Engineer: Lewis Huang
Probe: BBHA9120D_1-18GHz	Polarity: Horizontal
EUT: sengled snap	Power: AC 120V/60Hz
Note: Test Mode: Transmit by 802.11n-HT20 at channel 2412MHz	

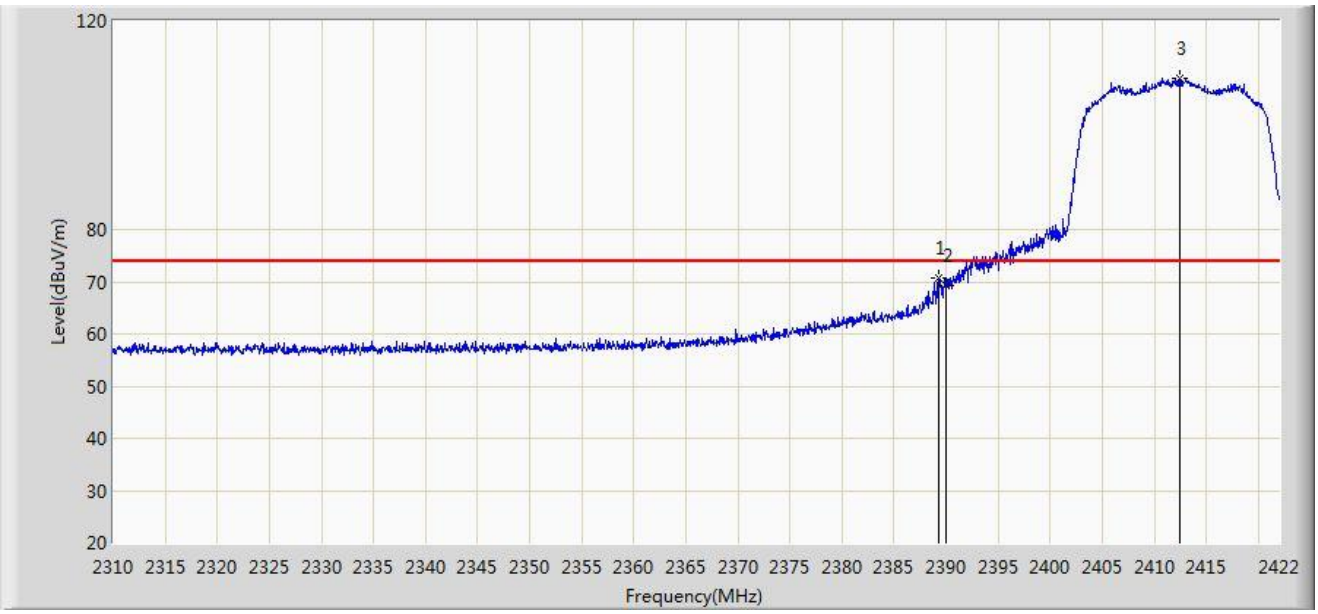

No	Flag	Mark	Frequency (MHz)	Measure Level (dBuV/m)	Reading Level (dBuV)	Over Limit (dB)	Limit (dBuV/m)	Factor (dB)	Type
1			2389.240	70.660	39.456	-3.340	74.000	31.204	PK
2			2390.000	69.164	37.961	-4.836	74.000	31.203	PK
3		*	2412.424	108.981	77.812	N/A	N/A	31.169	PK

Note: Measure Level (dBμV/m) = Reading Level (dBμV) + Factor (dB)

Factor (dB) = Cable Loss (dB) + Antenna Factor (dB/m).

Site: AC 1	Time: 2015/06/23 - 14:30
Limit: FCC_Part15.209_RE(3m)	Engineer: Lewis Huang
Probe: BBHA9120D_1-18GHz	Polarity: Horizontal
EUT: sengled snap	Power: AC 120V/60Hz
Note: Test Mode: Transmit by 802.11n-HT20 at channel 2412MHz	

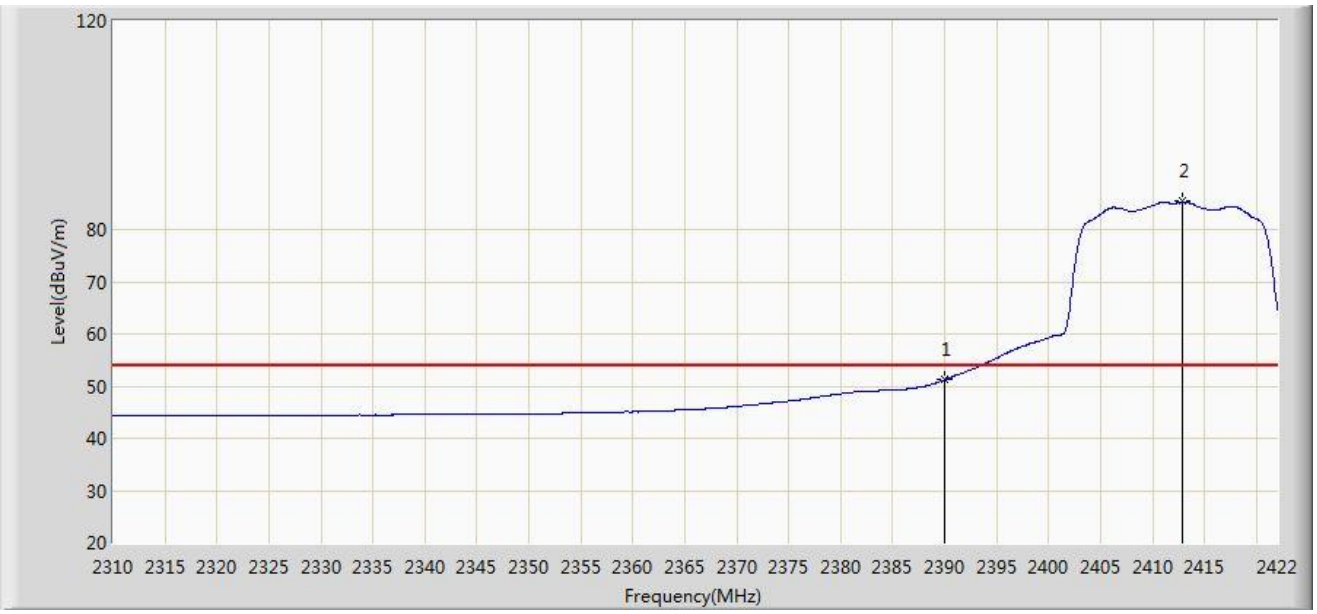

No	Flag	Mark	Frequency (MHz)	Measure Level (dBuV/m)	Reading Level (dBuV)	Over Limit (dB)	Limit (dBuV/m)	Factor (dB)	Type
1			2390.000	51.199	19.996	-2.801	54.000	31.203	AV
2		*	2412.872	85.363	54.195	N/A	N/A	31.168	AV

Note: Measure Level (dBµV/m) = Reading Level (dBµV) + Factor (dB)

Factor (dB) = Cable Loss (dB) + Antenna Factor (dB/m).

Site: AC 1	Time: 2015/06/23 - 14:30
Limit: FCC_Part15.209_RE(3m)	Engineer: Lewis Huang
Probe: BBHA9120D_1-18GHz	Polarity: Vertical
EUT: sengled snap	Power: AC 120V/60Hz
Note: Test Mode: Transmit by 802.11n-HT20 at channel 2412MHz	

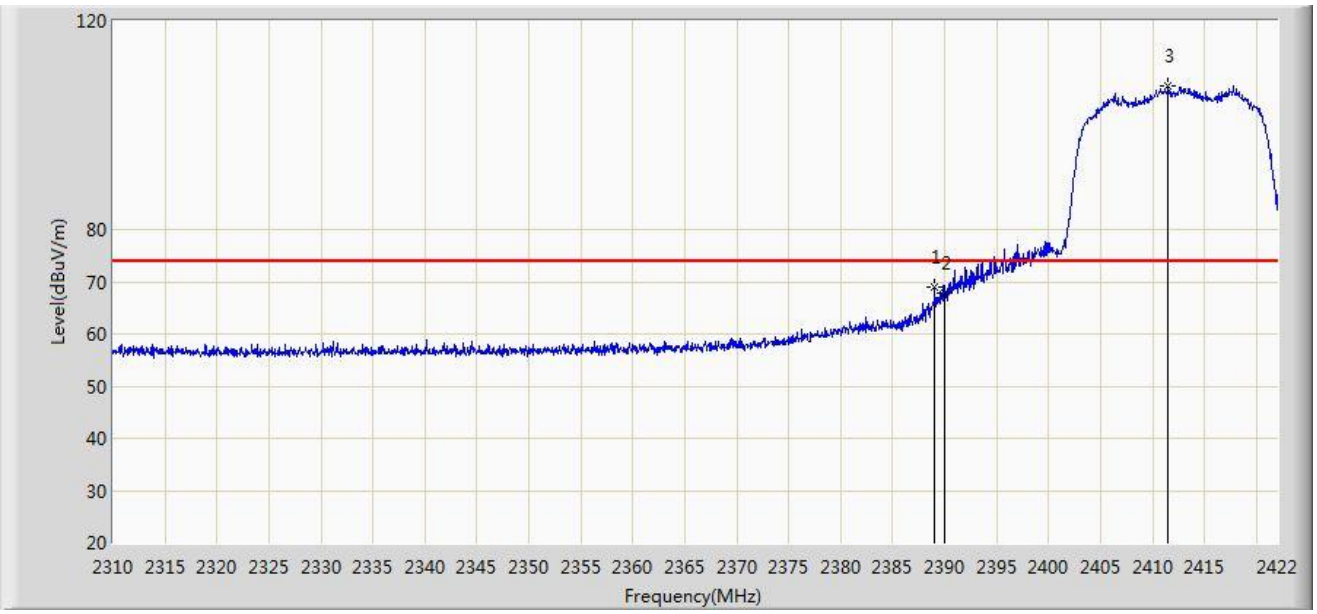

No	Flag	Mark	Frequency (MHz)	Measure Level (dBuV/m)	Reading Level (dBuV)	Over Limit (dB)	Limit (dBuV/m)	Factor (dB)	Type
1			2389.072	69.091	37.887	-4.909	74.000	31.204	PK
2			2390.000	67.961	36.758	-6.039	74.000	31.203	PK
3		*	2411.472	107.463	76.293	N/A	N/A	31.170	PK

Note: Measure Level (dBµV/m) = Reading Level (dBµV) + Factor (dB)

Factor (dB) = Cable Loss (dB) + Antenna Factor (dB/m).

Site: AC 1	Time: 2015/06/23 - 14:31
Limit: FCC_Part15.209_RE(3m)	Engineer: Lewis Huang
Probe: BBHA9120D_1-18GHz	Polarity: Vertical
EUT: sengled snap	Power: AC 120V/60Hz
Note: Test Mode: Transmit by 802.11n-HT20 at channel 2412MHz	

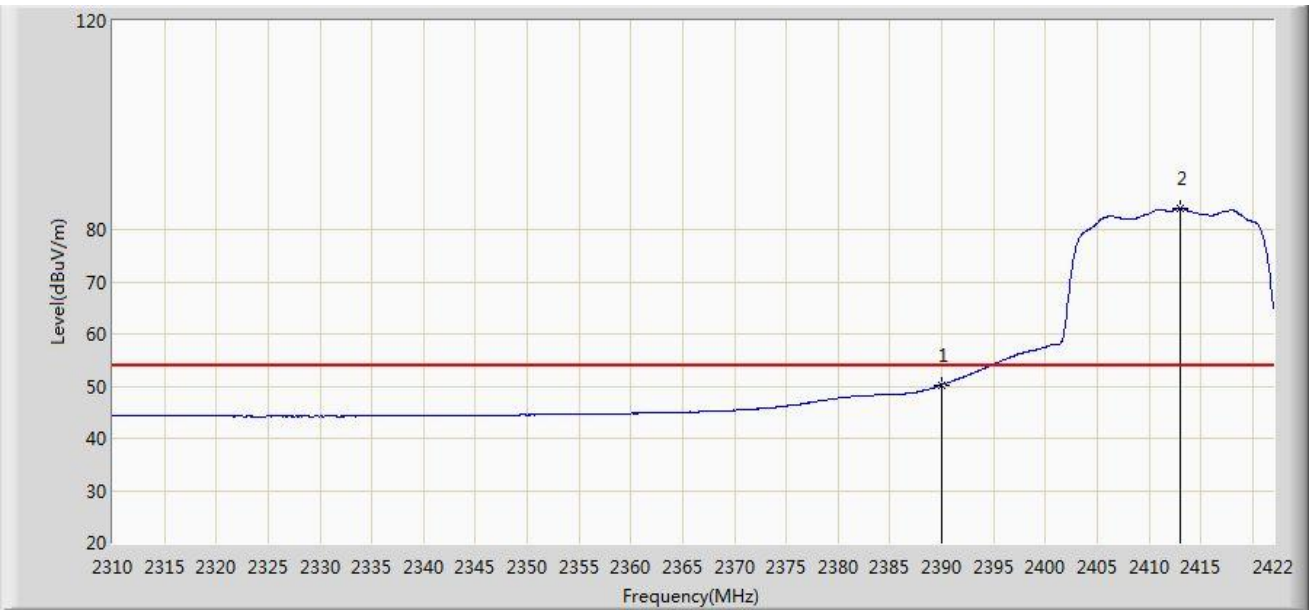

No	Flag	Mark	Frequency (MHz)	Measure Level (dBuV/m)	Reading Level (dBuV)	Over Limit (dB)	Limit (dBuV/m)	Factor (dB)	Type
1			2390.000	50.275	19.072	-3.725	54.000	31.203	AV
2		*	2413.040	84.135	52.967	N/A	N/A	31.167	AV

Note: Measure Level (dBµV/m) = Reading Level (dBµV) + Factor (dB)

Factor (dB) = Cable Loss (dB) + Antenna Factor (dB/m).

Site: AC 1	Time: 2015/06/23 - 14:31
Limit: FCC_Part15.209_RE(3m)	Engineer: Lewis Huang
Probe: BBHA9120D_1-18GHz	Polarity: Horizontal
EUT: sengled snap	Power: AC 120V/60Hz
Note: Test Mode: Transmit by 802.11n-HT20 at channel 2462MHz	

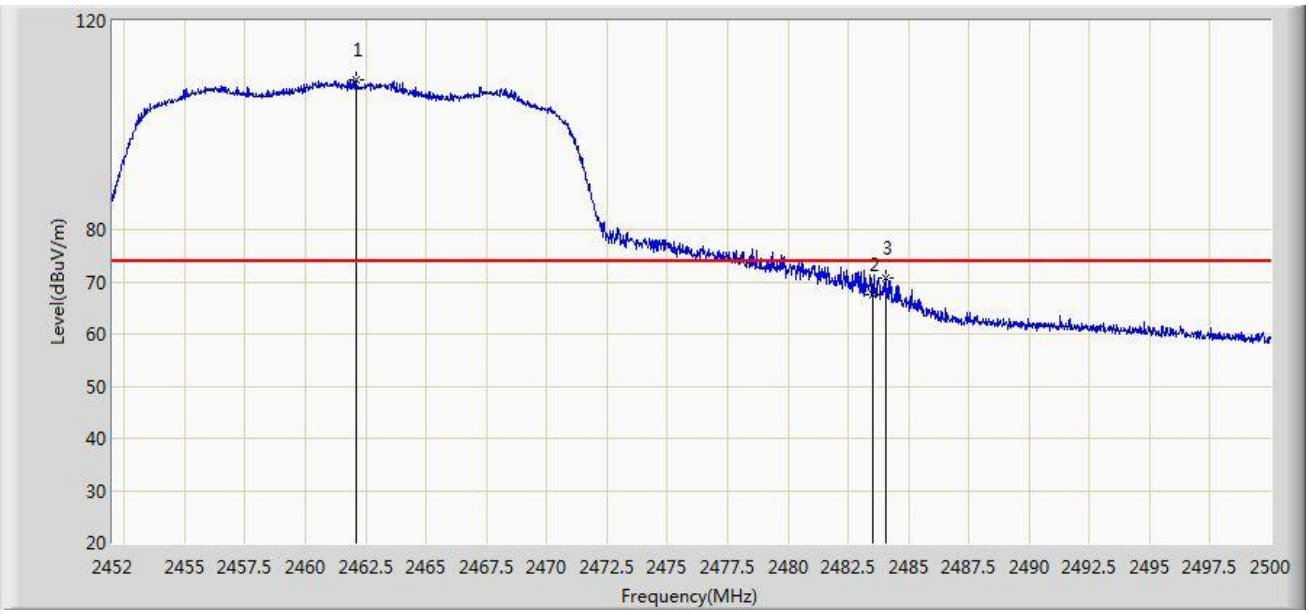

No	Flag	Mark	Frequency (MHz)	Measure Level (dBuV/m)	Reading Level (dBuV)	Over Limit (dB)	Limit (dBuV/m)	Factor (dB)	Type
1		*	2462.128	108.802	77.666	N/A	N/A	31.135	PK
2			2483.500	67.594	36.401	-6.406	74.000	31.194	PK
3			2484.088	70.821	39.626	-3.179	74.000	31.195	PK

Note: Measure Level (dBμV/m) = Reading Level (dBμV) + Factor (dB)

Factor (dB) = Cable Loss (dB) + Antenna Factor (dB/m).

Site: AC 1	Time: 2015/06/23 - 14:33
Limit: FCC_Part15.209_RE(3m)	Engineer: Lewis Huang
Probe: BBHA9120D_1-18GHz	Polarity: Horizontal
EUT: sengled snap	Power: AC 120V/60Hz
Note: Test Mode: Transmit by 802.11n-HT20 at channel 2462MHz	

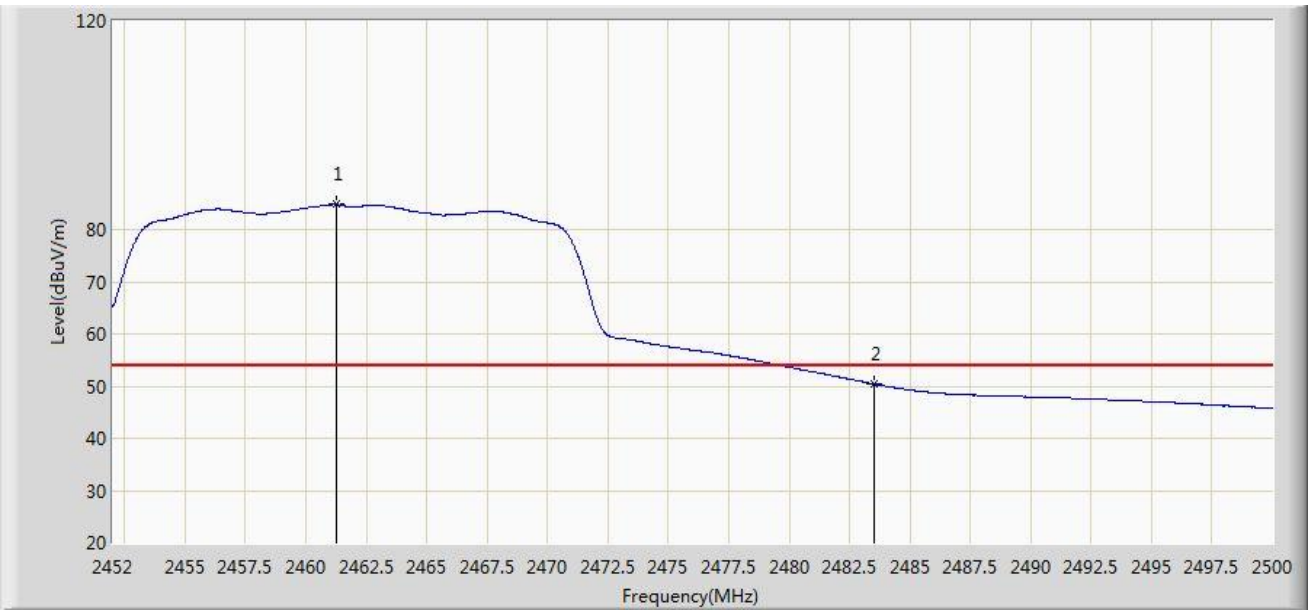

No	Flag	Mark	Frequency (MHz)	Measure Level (dBuV/m)	Reading Level (dBuV)	Over Limit (dB)	Limit (dBuV/m)	Factor (dB)	Type
1		*	2461.240	84.807	53.673	N/A	N/A	31.134	AV
2			2483.500	50.414	19.221	-3.586	54.000	31.194	AV

Note: Measure Level (dBµV/m) = Reading Level (dBµV) + Factor (dB)

Factor (dB) = Cable Loss (dB) + Antenna Factor (dB/m).

Site: AC 1	Time: 2015/06/23 - 14:33
Limit: FCC_Part15.209_RE(3m)	Engineer: Lewis Huang
Probe: BBHA9120D_1-18GHz	Polarity: Vertical
EUT: sengled snap	Power: AC 120V/60Hz
Note: Test Mode: Transmit by 802.11n-HT20 at channel 2462MHz	

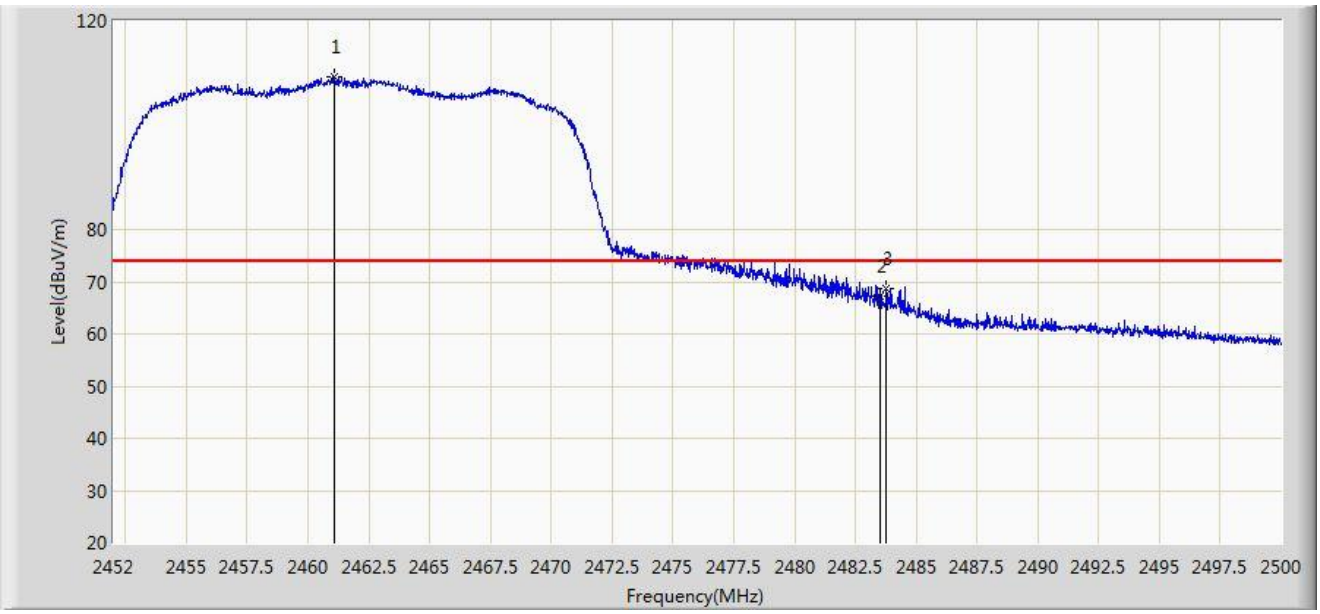

No	Flag	Mark	Frequency (MHz)	Measure Level (dBuV/m)	Reading Level (dBuV)	Over Limit (dB)	Limit (dBuV/m)	Factor (dB)	Type
1		*	2461.072	109.343	78.209	N/A	N/A	31.134	PK
2			2483.500	67.350	36.157	-6.650	74.000	31.194	PK
3			2483.776	68.838	37.644	-5.162	74.000	31.194	PK

Note: Measure Level (dBμV/m) = Reading Level (dBμV) + Factor (dB)

Factor (dB) = Cable Loss (dB) + Antenna Factor (dB/m).

Site: AC 1	Time: 2015/06/23 - 14:35
Limit: FCC_Part15.209_RE(3m)	Engineer: Lewis Huang
Probe: BBHA9120D_1-18GHz	Polarity: Vertical
EUT: sengled snap	Power: AC 120V/60Hz
Note: Test Mode: Transmit by 802.11n-HT20 at channel 2462MHz	

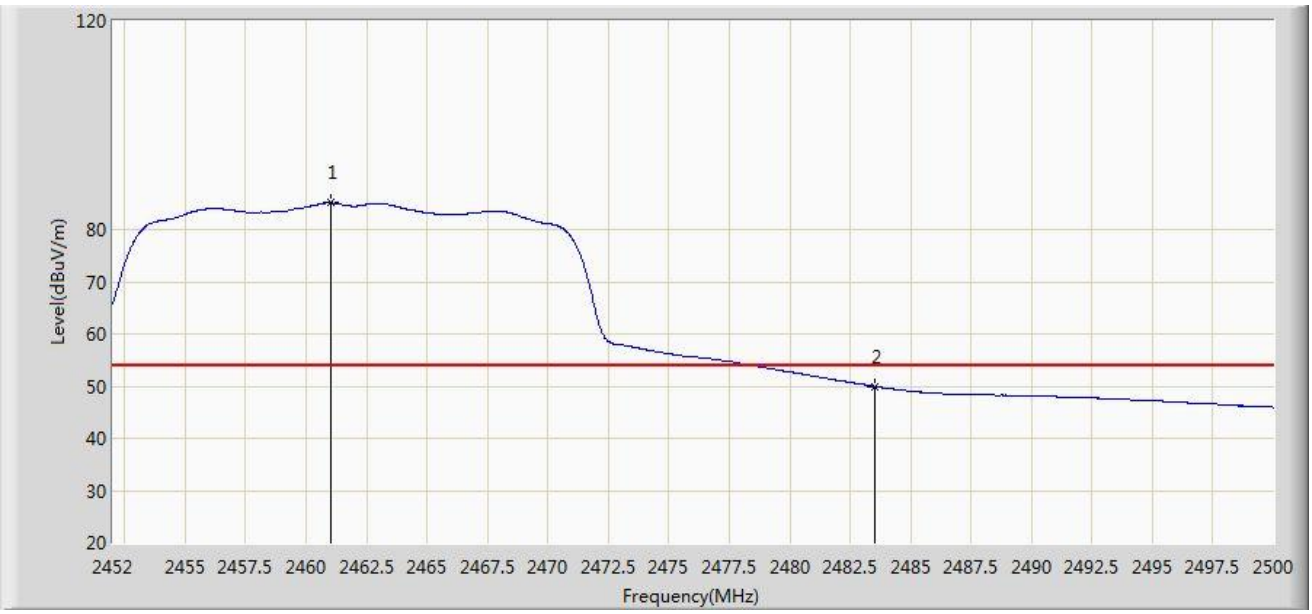

No	Flag	Mark	Frequency (MHz)	Measure Level (dBuV/m)	Reading Level (dBuV)	Over Limit (dB)	Limit (dBuV/m)	Factor (dB)	Type
1		*	2461.000	85.117	53.983	N/A	N/A	31.133	AV
2			2483.500	49.927	18.734	-4.073	54.000	31.194	AV

Note: Measure Level (dBµV/m) = Reading Level (dBµV) + Factor (dB)

Factor (dB) = Cable Loss (dB) + Antenna Factor (dB/m).

Site: AC 1	Time: 2015/06/23 - 14:35
Limit: FCC_Part15.209_RE(3m)	Engineer: Lewis Huang
Probe: BBHA9120D_1-18GHz	Polarity: Horizontal
EUT: sengled snap	Power: AC 120V/60Hz
Note: Test Mode: Transmit by 802.11n-HT40 at channel 2422MHz	

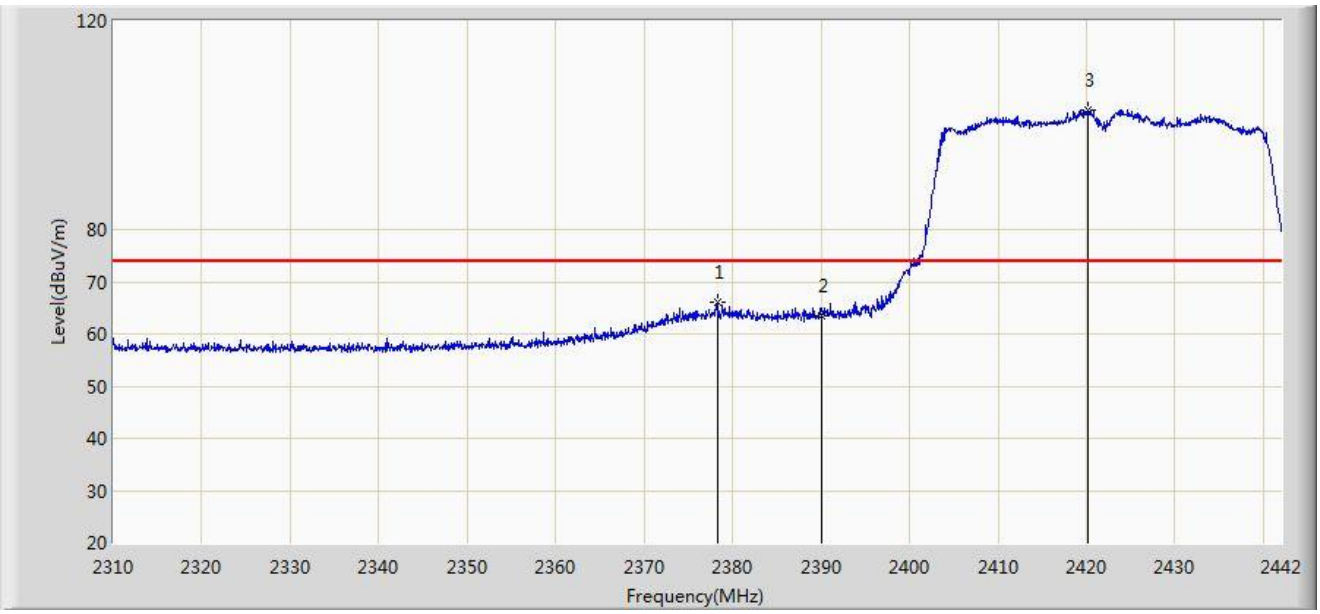

No	Flag	Mark	Frequency (MHz)	Measure Level (dBuV/m)	Reading Level (dBuV)	Over Limit (dB)	Limit (dBuV/m)	Factor (dB)	Type
1			2378.376	65.999	34.775	-8.001	74.000	31.224	PK
2			2390.000	63.535	32.332	-10.465	74.000	31.203	PK
3		*	2420.220	102.856	71.701	N/A	N/A	31.155	PK

Note: Measure Level (dBμV/m) = Reading Level (dBμV) + Factor (dB)

Factor (dB) = Cable Loss (dB) + Antenna Factor (dB/m).

Site: AC 1	Time: 2015/06/23 - 14:38
Limit: FCC_Part15.209_RE(3m)	Engineer: Lewis Huang
Probe: BBHA9120D_1-18GHz	Polarity: Horizontal
EUT: sengled snap	Power: AC 120V/60Hz
Note: Test Mode: Transmit by 802.11n-HT40 at channel 2422MHz	

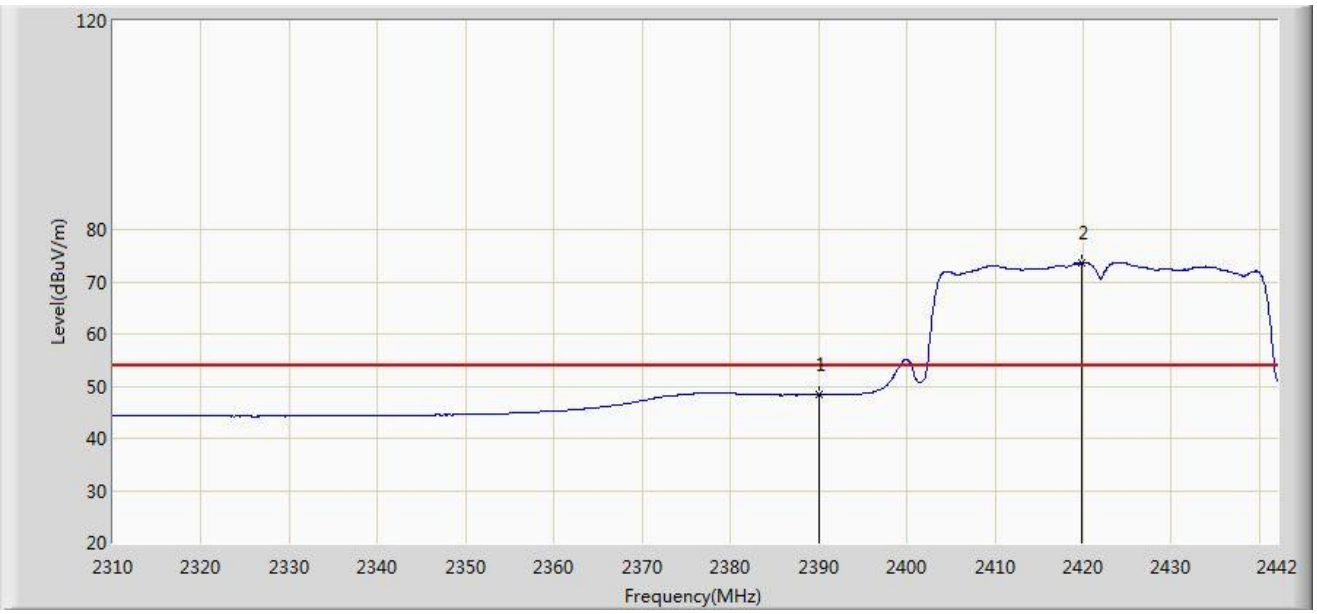

No	Flag	Mark	Frequency (MHz)	Measure Level (dBuV/m)	Reading Level (dBuV)	Over Limit (dB)	Limit (dBuV/m)	Factor (dB)	Type
1			2390.000	48.408	17.205	-5.592	54.000	31.203	AV
2		*	2419.890	73.613	42.457	N/A	N/A	31.156	AV

Note: Measure Level (dBµV/m) = Reading Level (dBµV) + Factor (dB)

Factor (dB) = Cable Loss (dB) + Antenna Factor (dB/m).

Site: AC 1	Time: 2015/06/23 - 14:39
Limit: FCC_Part15.209_RE(3m)	Engineer: Lewis Huang
Probe: BBHA9120D_1-18GHz	Polarity: Vertical
EUT: sengled snap	Power: AC 120V/60Hz
Note: Test Mode: Transmit by 802.11n-HT40 at channel 2422MHz	

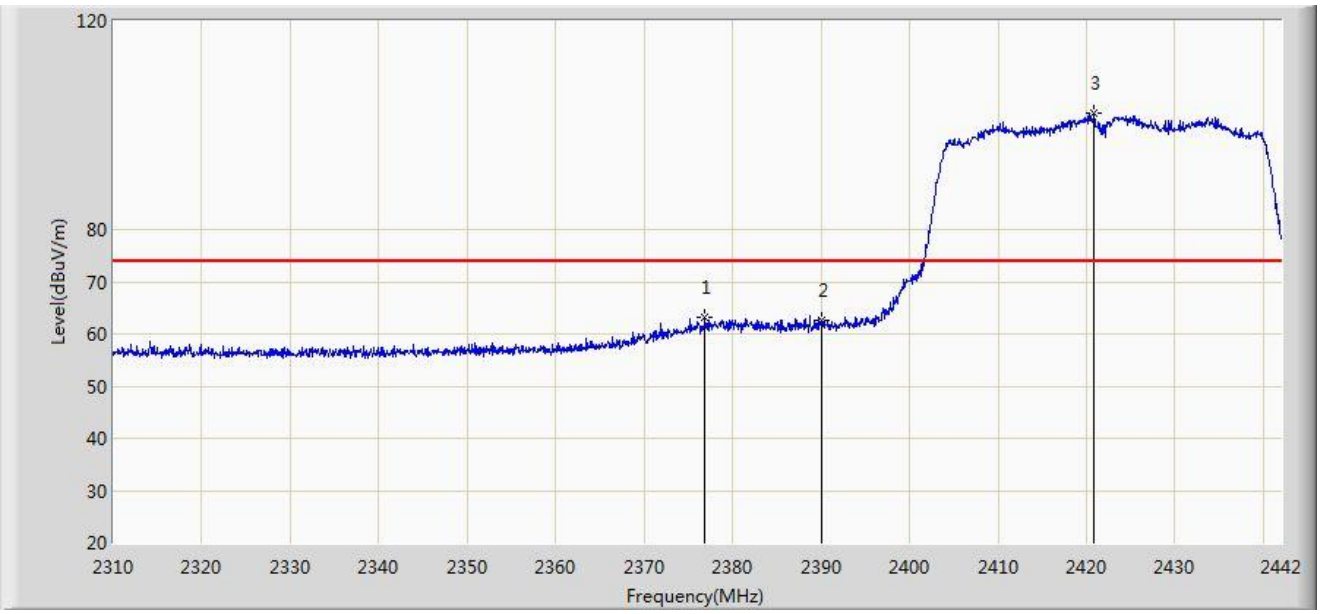

No	Flag	Mark	Frequency (MHz)	Measure Level (dBuV/m)	Reading Level (dBuV)	Over Limit (dB)	Limit (dBuV/m)	Factor (dB)	Type
1			2376.858	63.064	31.837	-10.936	74.000	31.227	PK
2			2390.000	62.604	31.401	-11.396	74.000	31.203	PK
3		*	2420.814	102.240	71.086	N/A	N/A	31.154	PK

Note: Measure Level (dBμV/m) = Reading Level (dBμV) + Factor (dB)

Factor (dB) = Cable Loss (dB) + Antenna Factor (dB/m).

Site: AC 1	Time: 2015/06/23 - 14:40
Limit: FCC_Part15.209_RE(3m)	Engineer: Lewis Huang
Probe: BBHA9120D_1-18GHz	Polarity: Vertical
EUT: sengled snap	Power: AC 120V/60Hz
Note: Test Mode: Transmit by 802.11n-HT40 at channel 2422MHz	

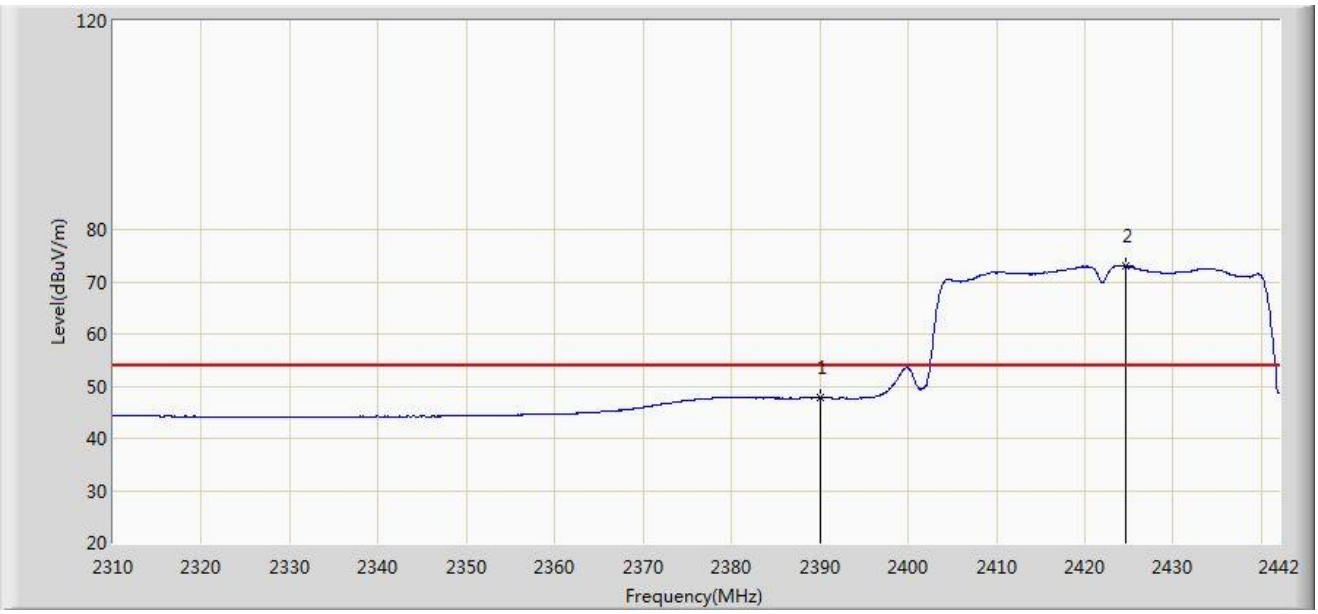

No	Flag	Mark	Frequency (MHz)	Measure Level (dBuV/m)	Reading Level (dBuV)	Over Limit (dB)	Limit (dBuV/m)	Factor (dB)	Type
1			2390.000	47.783	16.580	-6.217	54.000	31.203	AV
2		*	2424.708	72.985	41.837	N/A	N/A	31.148	AV

Note: Measure Level (dBµV/m) = Reading Level (dBµV) + Factor (dB)

Factor (dB) = Cable Loss (dB) + Antenna Factor (dB/m).

Site: AC 1	Time: 2015/06/23 - 14:40
Limit: FCC_Part15.209_RE(3m)	Engineer: Lewis Huang
Probe: BBHA9120D_1-18GHz	Polarity: Horizontal
EUT: sengled snap	Power: AC 120V/60Hz
Note: Test Mode: Transmit by 802.11n-HT40 at channel 2452MHz	

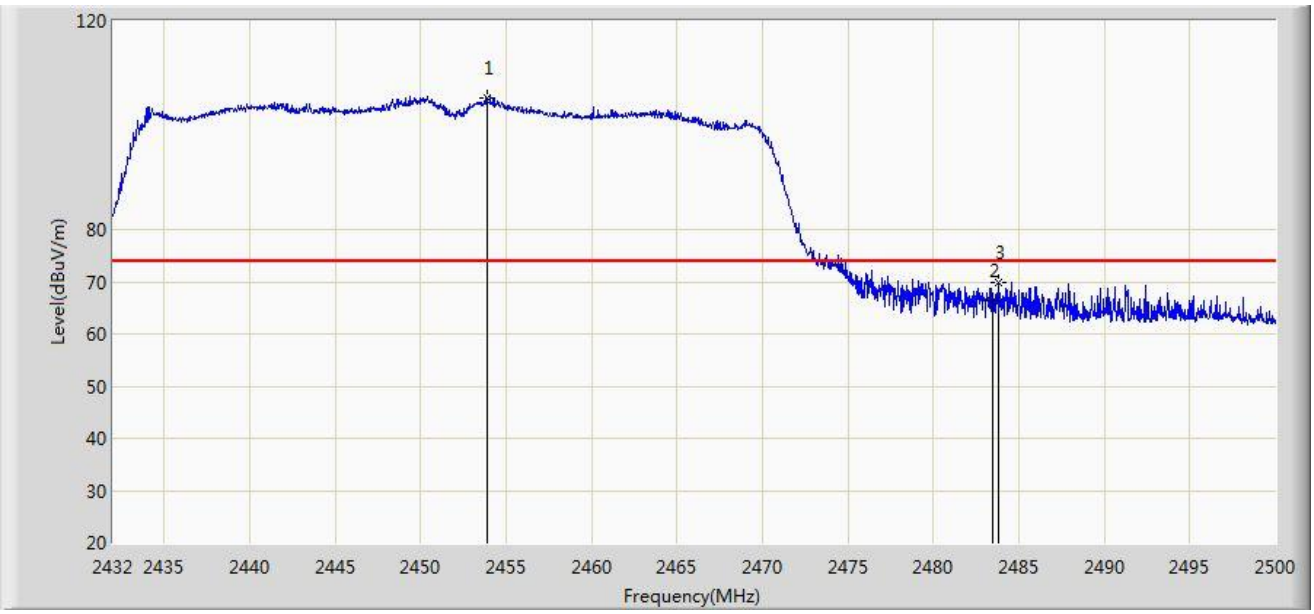

No	Flag	Mark	Frequency (MHz)	Measure Level (dBuV/m)	Reading Level (dBuV)	Over Limit (dB)	Limit (dBuV/m)	Factor (dB)	Type
1		*	2453.896	105.288	74.167	N/A	N/A	31.121	PK
2			2483.500	66.391	35.198	-7.609	74.000	31.194	PK
3			2483.850	69.888	38.694	-4.112	74.000	31.194	PK

Note: Measure Level (dBμV/m) = Reading Level (dBμV) + Factor (dB)

Factor (dB) = Cable Loss (dB) + Antenna Factor (dB/m).

Site: AC 1	Time: 2015/06/23 - 14:42
Limit: FCC_Part15.209_RE(3m)	Engineer: Lewis Huang
Probe: BBHA9120D_1-18GHz	Polarity: Horizontal
EUT: sengled snap	Power: AC 120V/60Hz
Note: Test Mode: Transmit by 802.11n-HT40 at channel 2452MHz	

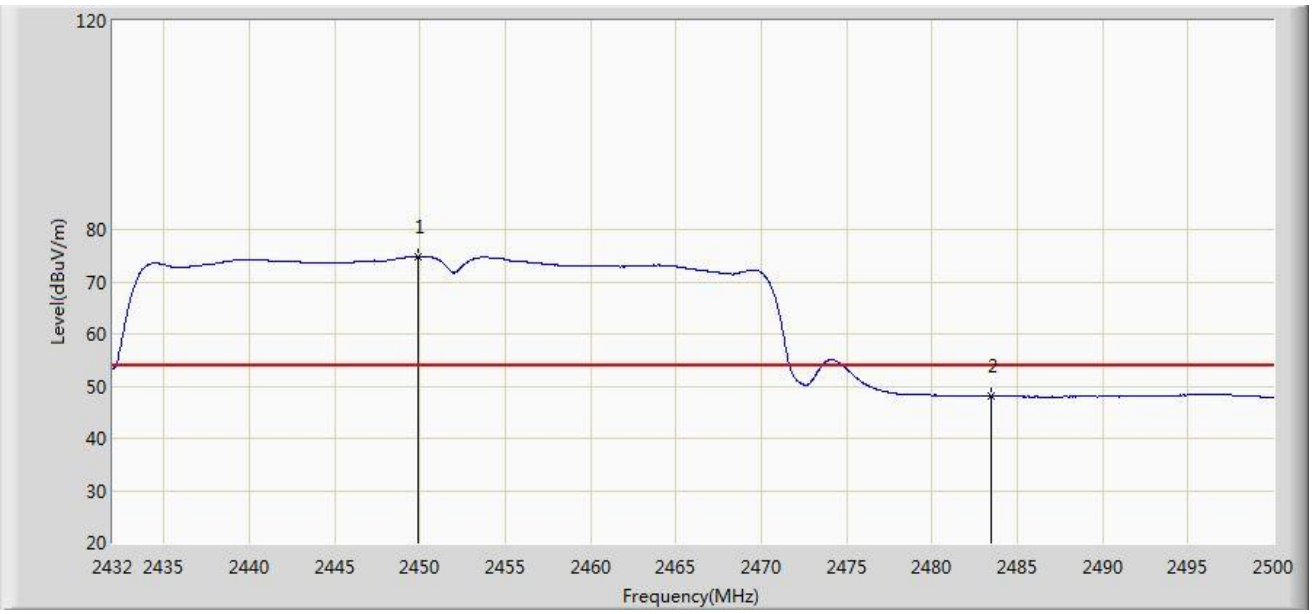

No	Flag	Mark	Frequency (MHz)	Measure Level (dBuV/m)	Reading Level (dBuV)	Over Limit (dB)	Limit (dBuV/m)	Factor (dB)	Type
1		*	2449.884	74.817	43.703	N/A	N/A	31.113	AV
2			2483.500	47.979	16.786	-6.021	54.000	31.194	AV

Note: Measure Level (dBµV/m) = Reading Level (dBµV) + Factor (dB)

Factor (dB) = Cable Loss (dB) + Antenna Factor (dB/m).

Site: AC 1	Time: 2015/06/23 - 14:42
Limit: FCC_Part15.209_RE(3m)	Engineer: Lewis Huang
Probe: BBHA9120D_1-18GHz	Polarity: Vertical
EUT: sengled snap	Power: AC 120V/60Hz
Note: Test Mode: Transmit by 802.11n-HT40 at channel 2452MHz	

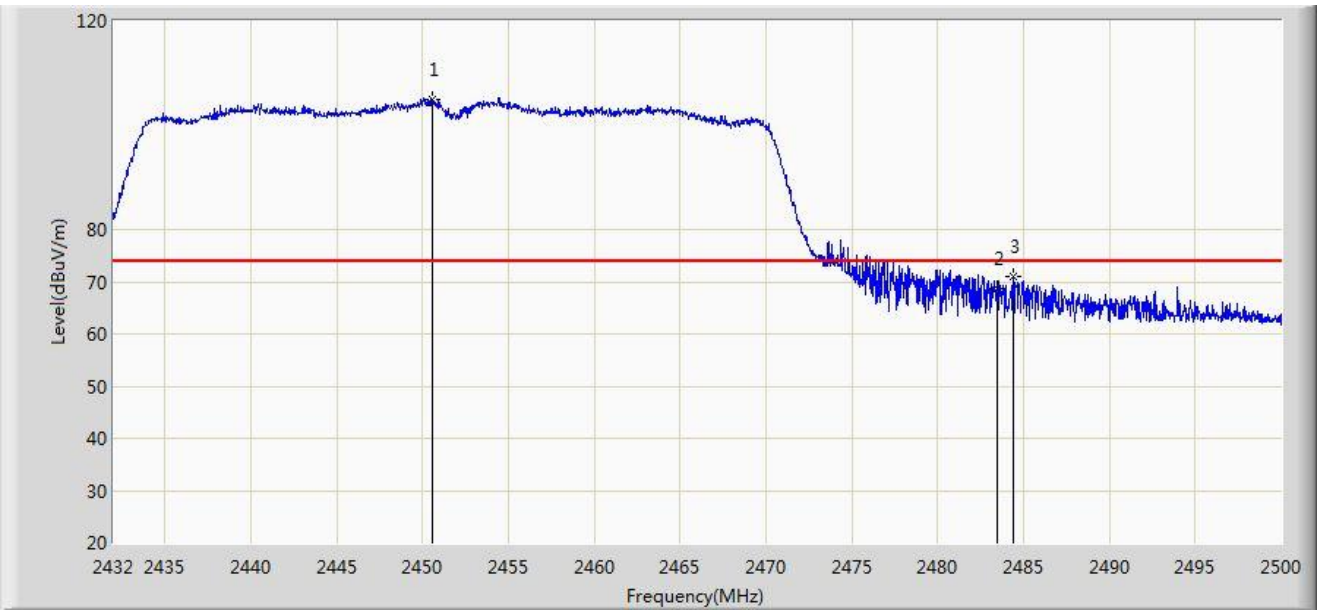

No	Flag	Mark	Frequency (MHz)	Measure Level (dBuV/m)	Reading Level (dBuV)	Over Limit (dB)	Limit (dBuV/m)	Factor (dB)	Type
1		*	2450.598	105.001	73.886	N/A	N/A	31.115	PK
2			2483.500	68.685	37.492	-5.315	74.000	31.194	PK
3			2484.428	70.931	39.735	-3.069	74.000	31.195	PK

Note: Measure Level (dBμV/m) = Reading Level (dBμV) + Factor (dB)

Factor (dB) = Cable Loss (dB) + Antenna Factor (dB/m).

Site: AC 1	Time: 2015/06/23 - 14:43
Limit: FCC_Part15.209_RE(3m)	Engineer: Lewis Huang
Probe: BBHA9120D_1-18GHz	Polarity: Vertical
EUT: sengled snap	Power: AC 120V/60Hz
Note: Test Mode: Transmit by 802.11n-HT40 at channel 2452MHz	

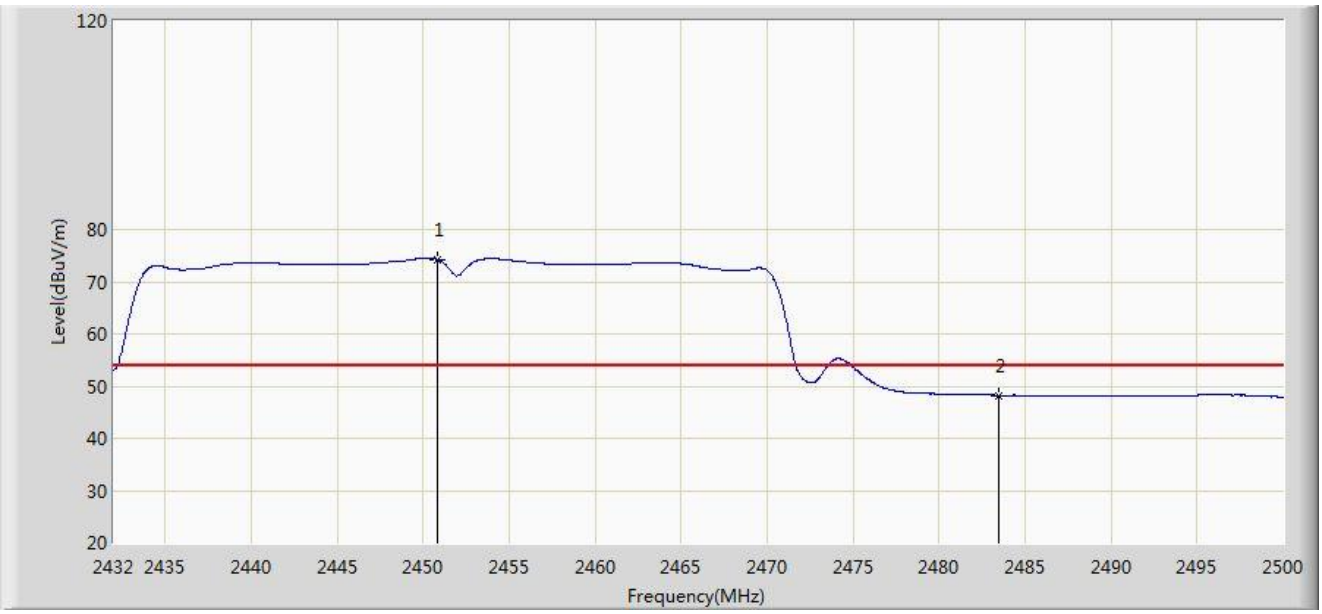

No	Flag	Mark	Frequency (MHz)	Measure Level (dBuV/m)	Reading Level (dBuV)	Over Limit (dB)	Limit (dBuV/m)	Factor (dB)	Type
1		*	2450.802	74.279	43.164	N/A	N/A	31.115	AV
2			2483.500	48.237	17.044	-5.763	54.000	31.194	AV

Note: Measure Level (dBµV/m) = Reading Level (dBµV) + Factor (dB)

Factor (dB) = Cable Loss (dB) + Antenna Factor (dB/m).

7.8. AC Conducted Emissions Measurement

7.8.1. Test Limit

FCC Part 15 Subpart C Paragraph 15.207 Limits		
Frequency (MHz)	QP (dBuV)	AV (dBuV)
0.15 - 0.50	66 - 56	56 – 46
0.50 - 5.0	56	46
5.0 - 30	60	50

Note 1: The lower limit shall apply at the transition frequencies.

Note 2: The limit decreases linearly with the logarithm of the frequency in the range 0.15MHz to 0.5MHz.

7.8.2. Test Setup

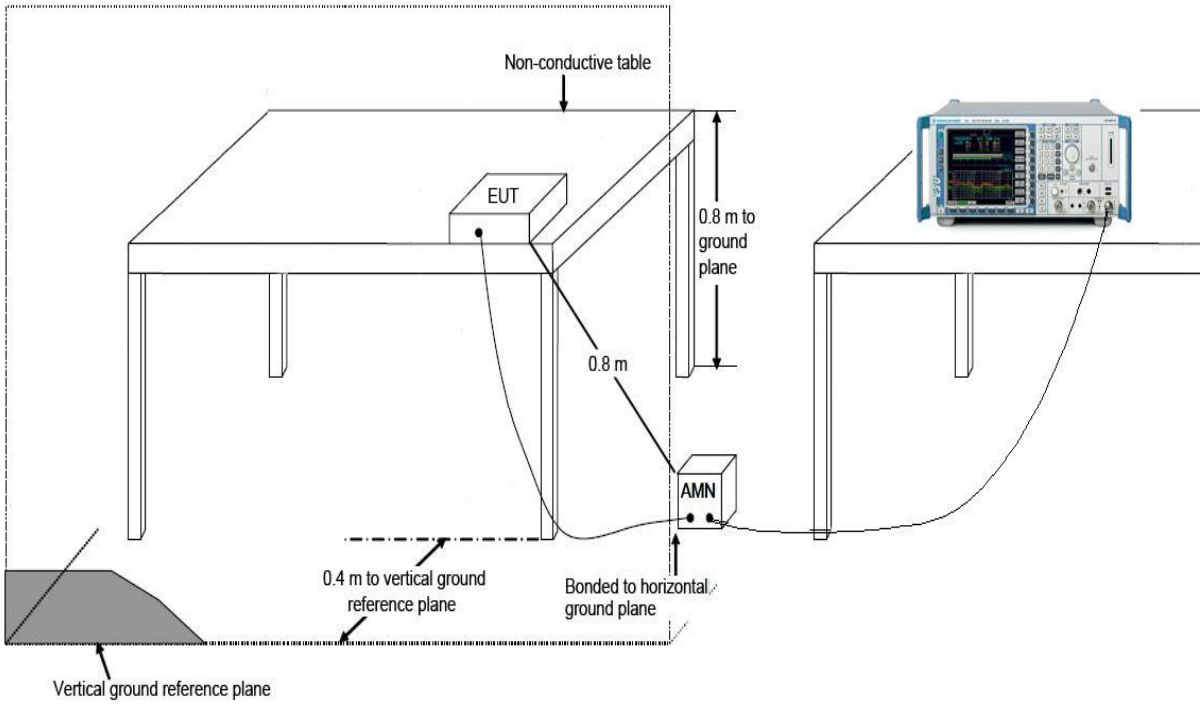

7.8.3. Test Result

Site: SR2	Time: 2015/07/01 - 21:21
Limit: FCC_Part15.207_CE_AC Power	Engineer: Milo Li
Probe: ENV216_101683_Filter On	Polarity: Line
EUT: sengled snap	Power: AC 120V/60Hz
Note: Mode1	

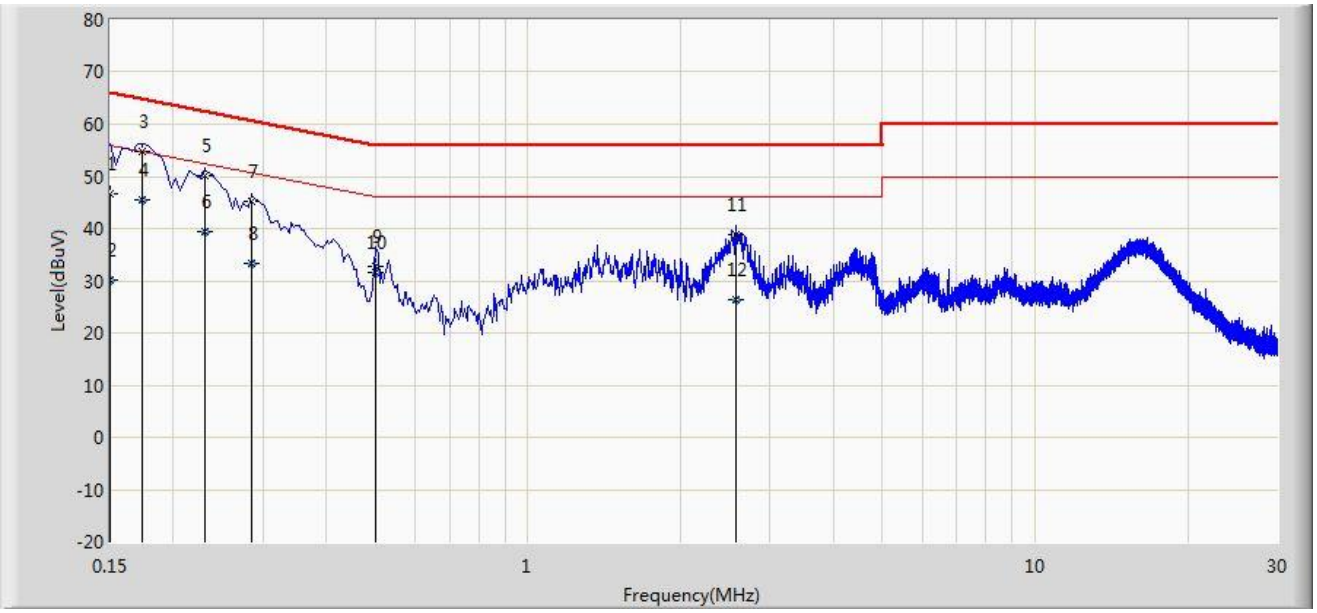

No	Flag	Mark	Frequency (MHz)	Measure Level (dBuV)	Reading Level (dBuV)	Over Limit (dB)	Limit (dBuV)	Factor	Type
1			0.150	46.576	35.407	-19.424	66.000	11.168	QP
2			0.150	30.191	19.023	-25.809	56.000	11.168	AV
3			0.174	54.896	44.828	-9.872	64.767	10.068	QP
4		*	0.174	45.531	35.464	-9.236	54.767	10.068	AV
5			0.230	50.023	40.076	-12.427	62.450	9.947	QP
6			0.230	39.552	29.604	-12.898	52.450	9.947	AV
7			0.286	45.135	35.142	-15.505	60.640	9.993	QP
8			0.286	33.197	23.204	-17.443	50.640	9.993	AV
9			0.502	32.699	22.542	-23.301	56.000	10.157	QP
10			0.502	31.576	21.419	-14.424	46.000	10.157	AV
11			2.574	38.822	28.968	-17.178	56.000	9.854	QP
12			2.574	26.273	16.419	-19.727	46.000	9.854	AV

Note: Measure Level (dBμV) = Reading Level (dBμV) + Factor (dB)

Factor (dB) = Cable Loss (dB) + LISN Factor (dB)

Site: SR2	Time: 2015/07/01 - 21:25
Limit: FCC_Part15.207_CE_AC Power	Engineer: Milo Li
Probe: ENV216_101683_Filter On	Polarity: Neutral
EUT: sengled snap	Power: AC 120V/60Hz
Note: Mode1	

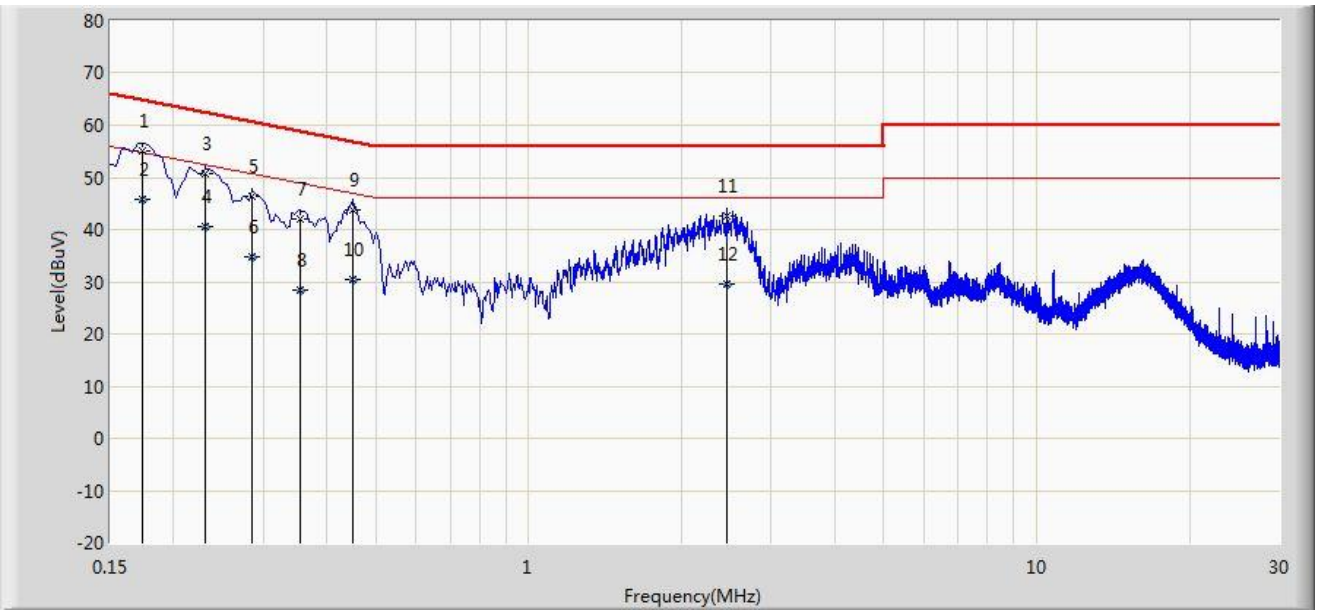

No	Flag	Mark	Frequency (MHz)	Measure Level (dBuV)	Reading Level (dBuV)	Over Limit (dB)	Limit (dBuV)	Factor	Type
1			0.174	55.133	45.076	-9.635	64.767	10.057	QP
2		*	0.174	45.878	35.821	-8.889	54.767	10.057	AV
3			0.230	50.627	40.642	-11.822	62.450	9.985	QP
4			0.230	40.494	30.508	-11.956	52.450	9.985	AV
5			0.286	46.355	36.327	-14.285	60.640	10.027	QP
6			0.286	34.926	24.898	-15.714	50.640	10.027	AV
7			0.354	42.098	32.020	-16.771	58.868	10.078	QP
8			0.354	28.267	18.189	-20.601	48.868	10.078	AV
9			0.450	43.786	33.636	-13.089	56.875	10.150	QP
10			0.450	30.434	20.284	-16.441	46.875	10.150	AV
11			2.458	42.610	32.749	-13.390	56.000	9.861	QP
12			2.458	29.684	19.823	-16.316	46.000	9.861	AV

Note: Measure Level (dBμV) = Reading Level (dBμV) + Factor (dB)

Factor (dB) = Cable Loss (dB) + LISN Factor (dB)

8. CONCLUSION

The data collected relate only the item(s) tested and show that the **sengled snap FCC ID:**

2ABX8SH-000000008 is in compliance with Part 15C of the FCC Rules.

The End