FCC TEST REPORT

For

Adam Elements International Co., LTD.

Power Bank

Test Model: VIONTA Air 5

Prepared for	:	Adam Elements International Co., LTD.
Address	:	8F.-5, No. 148, Sec. 4, Zhongxiao E. Rd., Da'an Dist., Taipei City 106, Taiwan
Prepared by	:	Shenzhen LCS Compliance Testing Laboratory Ltd.
Address	:	101, 201 Bldg A & 301 Bldg C, Juji Industrial Park Shajing Street, Baoan District, Shenzhen, China
Tel	:	(+86)755-82591330
Fax	:	(+86)755-82591332
Web	:	www.LCS-cert.com
Mail	:	webmaster@LCS-cert.com
Date of receipt of test sample	:	June 29, 2026
Number of tested samples	:	2
Sample No.	:	A260626054-1(Engineer sample), A260626054-2(Normal sample)
Date of Test	:	June 29, 2026 ~ August 27, 2026
Date of Report	:	August 28, 2026

Shenzhen LCS Compliance Testing Laboratory Ltd.
Add: 101, 201 Bldg A & 301 Bldg C, Juji Industrial Park Yabianxueziwei, Shajing Street, Baoan District, Shenzhen, 518000, China
Tel: +(86) 0755-82591330 | E-mail: webmaster@lcs-cert.com | Web: www.lcs-cert.com
Scan code to check authenticity

FCC TEST REPORT
KDB 680106 D01 Wireless Power Transfer v04

Report Reference No.	:	**LCSA06266087EB**
Date of Issue	:	August 28, 2026
Testing Laboratory Name	:	**Shenzhen LCS Compliance Testing Laboratory Ltd.**
Address	:	101, 201 Bldg A & 301 Bldg C, Juji Industrial Park Shajing Street, Baoan District, Shenzhen, China
Testing Location/ Procedure	:	Full application of Harmonised standards ■ Partial application of Harmonised standards □ Other standard testing method □
Applicant's Name	:	**Adam Elements International Co., LTD.**
Address	:	8F.-5, No. 148, Sec. 4, Zhongxiao E. Rd., Da'an Dist., Taipei City 106, Taiwan
Test Specification		
Standard	:	FCC CFR 47 PART 1, § 1.1310 KDB 680106 D01 Wireless Power Transfer v04
TRF Originator.....	:	Shenzhen LCS Compliance Testing Laboratory Ltd.
Master TRF.....	:	Dated 2023-12

Shenzhen LCS Compliance Testing Laboratory Ltd. All rights reserved.
This publication may be reproduced in whole or in part for non-commercial purposes as long as the Shenzhen LCS Compliance Testing Laboratory Ltd. is acknowledged as copyright owner and source of the material. Shenzhen LCS Compliance Testing Laboratory Ltd. takes no responsibility for and will not assume liability for damages resulting from the reader's interpretation of the reproduced material due to its placement and context.

EUT Description.	:	**Power Bank**
Trade Mark	:	ADAM
Test Model.....	:	VIONTA Air 5
Ratings	:	Please Refer to Page 6
Result	:	**PASS**

Compiled by:	**Supervised by:**	**Approved by:**
Li Huan/ Administrator	Kevin Huang/ RF Manager	Gavin Liang/ Manager

Shenzhen LCS Compliance Testing Laboratory Ltd.
Add: 101, 201 Bldg A & 301 Bldg C, Juji Industrial Park Yabianxueziwei, Shajing Street, Baoan District, Shenzhen, 518000, China
Tel: +(86) 0755-82591330 | E-mail: webmaster@lcs-cert.com | Web: www.lcs-cert.com
Scan code to check authenticity

ISED -- TEST REPORT

Test Report No. : **LCSA06266087EB**	August 28, 2026 Date of issue

Test Model.....	: VIONTA Air 5
EUT.....	: Power Bank
Applicant.....	: **Adam Elements International Co., LTD.**
Address.....	: 8F.-5, No. 148, Sec. 4, Zhongxiao E. Rd., Da'an Dist., Taipei City 106, Taiwan
Telephone.....	: /
Fax.....	: /
Manufacturer.....	: **Dongguan JU Mi Electronic Technology Co., Ltd.**
Address.....	: Room 501, Building 11, No. 2, Jintian Road, Huangdong, Fenggang Town, Dongguan City, Guangdong Province
Telephone.....	: /
Fax.....	: /
Factory	: **Dongguan JU Mi Electronic Technology Co., Ltd.**
Address.....	: Room 501, Building 11, No. 2, Jintian Road, Huangdong, Fenggang Town, Dongguan City, Guangdong Province
Telephone.....	: /
Fax.....	: /

Test Result	**PASS**

The test report merely corresponds to the test sample.

It is not permitted to copy extracts of these test result without the written permission of the test laboratory.

Shenzhen LCS Compliance Testing Laboratory Ltd.
Add: 101, 201 Bldg A & 301 Bldg C, Juji Industrial Park Yabianxueziwei, Shajing Street, Baoan District, Shenzhen, 518000, China
Tel: +(86) 0755-82591330 | E-mail: webmaster@lcs-cert.com | Web: www.lcs-cert.com
Scan code to check authenticity

Revision History

Revision	Issue Date	Revisions	Revised By
000	August 28, 2026	Initial Issue	--

Shenzhen LCS Compliance Testing Laboratory Ltd.
Add: 101, 201 Bldg A & 301 Bldg C, Juji Industrial Park Yabianxueziwei, Shajing Street, Baoan District, Shenzhen, 518000, China
Tel: +(86) 0755-82591330 | E-mail: webmaster@lcs-cert.com | Web: www.lcs-cert.com
Scan code to check authenticity

TABLE OF CONTENTS

1. GENERAL INFORMATION 6
1.1. DESCRIPTION OF DEVICE (EUT) 6
1.2. SUPPORT EQUIPMENT LIST 6
1.3 EXTERNAL I/O CABLE 6
1.4. DESCRIPTION OF TEST FACILITY 6
1.5. TEST EQUIPMENT 7
1.6. MEASUREMENT UNCERTAINTY 7
1.7. DESCRIPTION OF TEST MODES 7
1.8. DUTY CYCLE 8
2. TEST METHODOLOGY 9
2.1. REFERENCE EVALUATION METHOD 9
2.2. LIMIT 9
2.3. TEST SETUP DIAGRAM 9
2.4. MEASUREMENT PROCEDURE 10
2.5. EQUIPMENT APPROVAL CONSIDERATIONS OF KDB 680106 D01V04 11
3. TEST RESULTS 12
3.3 CONCLUSION 16
4. TEST SETUP PHOTOS 17

Shenzhen LCS Compliance Testing Laboratory Ltd.
Add: 101, 201 Bldg A & 301 Bldg C, Juji Industrial Park Yabianxueziwei, Shajing Street, Baoan District, Shenzhen, 518000, China
Tel: +(86) 0755-82591330 | E-mail: webmaster@lcs-cert.com | Web: www.lcs-cert.com
Scan code to check authenticity

1. GENERAL INFORMATION

1.1. Description of Device (EUT)

EUT	: Power Bank
Test Model	: VIONTA Air 5
Ratings	: Capacity: 5000mAh(3.85V/19.25Wh) Type-C Input: 5V⎓2.4A Type-C Output: 5V⎓3A, 9V⎓2.22A, 12V⎓1.67A Wireless charging output: 5W/7.5W/10W/15W/MPP15W
Hardware Version	: V1.3
Software Version	: V1.0
Wireless Charging	:
Operating Frequency	: 110.0~205.0KHz, 360.0KHz
Modulation Type	: ASK
Antenna Type	: Coil Antenna

Note: For a more detailed antenna description, please refer to the antenna specifications or the antenna report provided by the customer.

1.2. Support equipment List

Manufacturer	Description	Model	Serial Number	Certificate
Huawei	Adapter	HW-200500C02	--	FCC
Samsung	Mobile phone	Galaxy S25	--	FCC

Note: Auxiliary equipment is provided by the laboratory.

1.3 External I/O Cable

I/O Port Description	Quantity	Cable
Type-C Port	1	N/A

1.4. Description of Test Facility

NVLAP Accreditation Code is 600167-0.
FCC Designation Number is CN5024
CAB identifier is CN0071.
CNAS Registration Number is L4595.
Test Firm Registration Number: 254912.

The 3m-Semi anechoic test site fulfils CISPR 16-1-4 according to ANSI C63.10-2020 and CISPR 16-1-4:2010 SVSWR requirement for radiated emission above 1GHz.

Shenzhen LCS Compliance Testing Laboratory Ltd.
Add: 101, 201 Bldg A & 301 Bldg C, Juji Industrial Park Yabianxueziwei, Shajing Street, Baoan District, Shenzhen, 518000, China
Tel: +(86) 0755-82591330 | E-mail: webmaster@lcs-cert.com | Web: www.lcs-cert.com
Scan code to check authenticity

1.5. Test Equipment

Equipment	Manufacturer	Model	Serial no.	Calibrated date	Calibrated Due
Exposure Level Tester	Narda	ELT-400	N-0713	2025-11-10	2026-11-09
B-Field Probe	Narda	100cm²	M-1154	2025-09-27	2026-09-26

Exposure Level Tester ELT-400 detailed parameters are as follows:

Common parameter	
Operating temperature	-10 °C ~ +50 °C
Operation humidity	< 95 % (30 °C) or < 29 g/m³
Weight	910 g
Size	180 mm x 100 mm x 55 mm(Main engine) / 290 mm x 125 mm Ø (Probe)
Display	LCD backlit display, 4 refresh rates per second
Battery	Nimh battery (4 x Mignon, AA), rechargeable
Operating time, typical	12 h
Power supply	100 ~240 V AC / 47 ~ 63 Hz
Charging time, typical	2 hours
Recommended calibration cycle	24 months
Country of origin	Germany

1.6. Measurement Uncertainty

Test Item		Frequency Range	Uncertainty	Note
Field Strength Uncertainty	:	1Hz~400KHz	1%	(1)

(1). This uncertainty represents an expanded uncertainty expressed at approximately the 95% confidence level using a coverage factor of k=2.

1.7. Description of Test Modes

Equipment under test was operated during the measurement under the following conditions:

☒ Charging and communication mode

Test Modes		
Mode 1	AC/DC Adapter (5V/2.4A) + EUT + Phone (Battery Status: <1%)	Record
Mode 2	AC/DC Adapter (5V/2.4A) + EUT + Phone (Battery Status: <50%)	Record
Mode 3	AC/DC Adapter (5V/2.4A) + EUT + Phone (Battery Status: 100%)	Record
Note: All test modes were pre-tested for ac and dc mode, but we only recorded the worst case in this report for ac mode.		

Shenzhen LCS Compliance Testing Laboratory Ltd.
Add: 101, 201 Bldg A & 301 Bldg C, Juji Industrial Park Yabianxueziwei, Shajing Street, Baoan District, Shenzhen, 518000, China
Tel: +(86) 0755-82591330 | E-mail: webmaster@lcs-cert.com | Web: www.lcs-cert.com
Scan code to check authenticity

1.8. Duty Cycle

Mode	ON Time (ms)	Period (ms)	Duty Cycle (%)
Operating (110.0-205kHz)	/	/	100
Operating (360.0kHz)	/	/	100

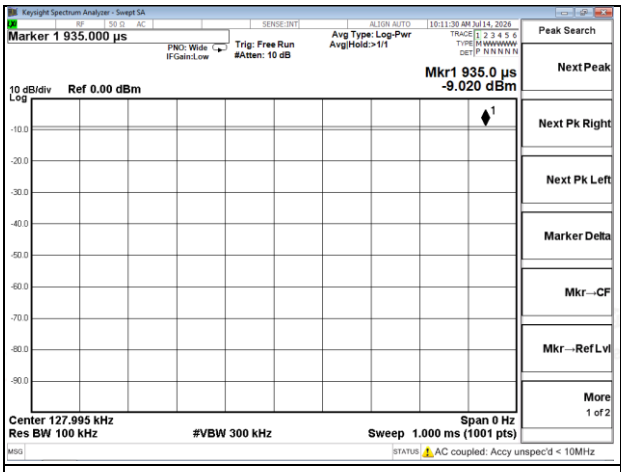

(110.0~205.0KHz)

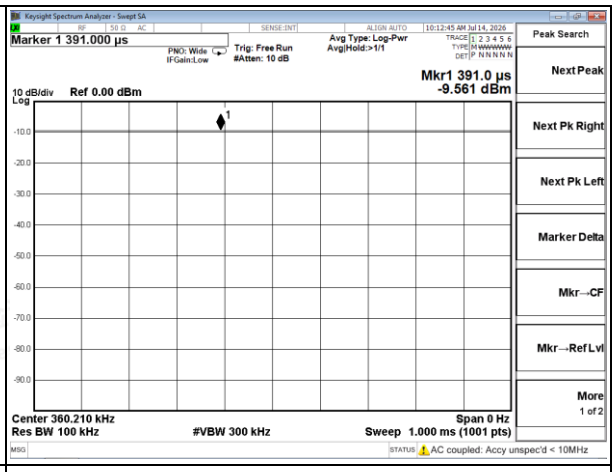

(360.0kHz)

Shenzhen LCS Compliance Testing Laboratory Ltd.
Add: 101, 201 Bldg A & 301 Bldg C, Juji Industrial Park Yabianxueziwei, Shajing Street, Baoan District, Shenzhen, 518000, China
Tel: +(86) 0755-82591330 | E-mail: webmaster@lcs-cert.com | Web: www.lcs-cert.com
Scan code to check authenticity

2. TEST METHODOLOGY

2.1. Reference Evaluation Method

ANSI C95.1–1999: IEEE Standard for Safety Levels with Respect to Human Exposure to Radio Frequency Electromagnetic Fields, 3 kHz to 300 GHz.

FCC KDB publication 680106 D01 RF Exposure Wireless Charging Apps v04: RF Exposure Considerations for Low Power Consumer Wireless Power Transfer Applications

FCC CFR 47 part1 1.1310: Radiofrequency radiation exposure limits.

FCC CFR 47 part2 2.1093: Radiofrequency radiation exposure evaluation: portable devices

FCC CFR 47 part 18.107: Indusial, Scientific, and Medical Equipment

April 2024 TCBC Workshop: Part 18 Wireless Power Transfer Devices: Clarifications on KDB 680106v04 and ECR Processes

2.2. Limit

§1.1310: The criteria listed in the following table shall be used to evaluate the environment impact of human exposure to radio frequency (RF) radiation as specified in §1.1307(b), except in the case of portable devices which shall be evaluated according to the provisions of FCC part 2.1093 of this chapter.

Table 1 to §1.1310(e)(1) - Limits for Maximum Permissible Exposure (MPE)

Frequency range (MHz)	Electric field strength (V/m)	Magnetic field strength (A/m)	Power density (mW/cm^2)	Averaging time (minutes)
(i) Limits for Occupational/Controlled Exposure				
0.3-3.0	**614**	**1.63**	***(100)**	**≤6**
3.0-30	**1842/f**	**4.89/f**	***(900/f2)**	**<6**
30-300	**61.4**	**0.163**	**1.0**	**<6**
300-1500	**/**	**/**	**f/300**	**<6**
1500-100000	**/**	**/**	**5**	**<6**
mits fo(ii) Lir General Population/Uncontrolled Exposure				
0.3-1.34	614	1.63	*(100)	<30
1.34-30	824/f	2.19/f	*(180/f^2)	<30
30-300	27.5	0.073	0.2	<30
300-1500	/	/	f/1500	<30
1500-100000	/	/	1.0	<30

f = frequency in MHz
* = Plane-wave equivalent power density
Note 1: Occupational/controlled exposure limits apply in situations in which persons are exposed as a consequence of their employment provided those persons are fully aware of the potential for exposure and can exercise control over their exposure.
Note 2: General population/uncontrolled exposure limits apply in situations in which the general public may be exposed, or in which persons who are exposed as a consequence of their employment may not be fully aware of the potential for exposure or cannot exercise control over their exposure.

2.3. Test Setup Diagram

Mobile Exposure Conditions

Shenzhen LCS Compliance Testing Laboratory Ltd.
Add: 101, 201 Bldg A & 301 Bldg C, Juji Industrial Park Yabianxueziwei, Shajing Street, Baoan District, Shenzhen, 518000, China
Tel: +(86) 0755-82591330 | E-mail: webmaster@lcs-cert.com | Web: www.lcs-cert.com
Scan code to check authenticity

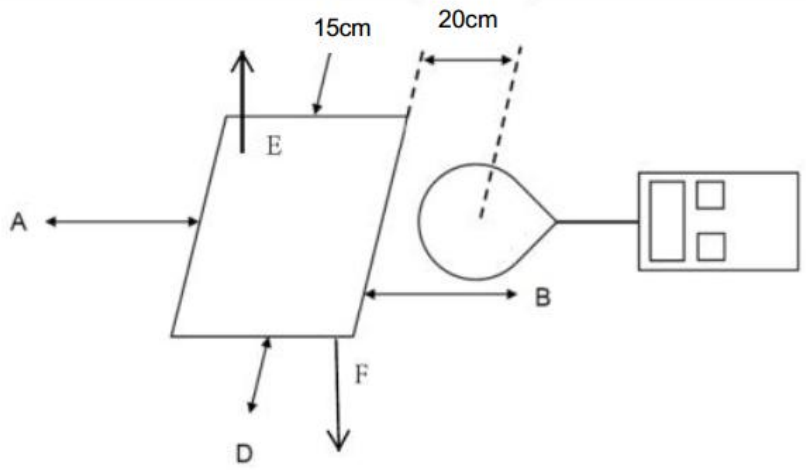

Note: The distance of the points A/B/C/D is 15cm, and the point E is 20cm.

Portable Exposure Conditions:

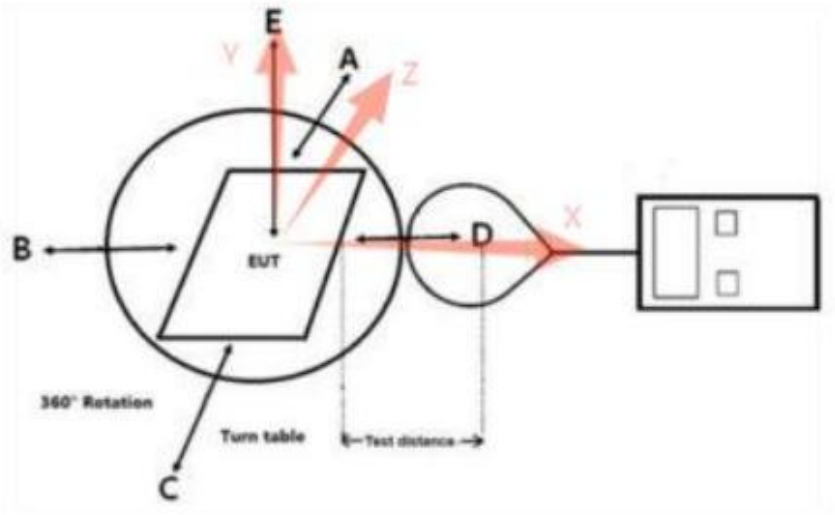

Note: The distance of the points A/B/C/D/E/F is 0,2,4,6,8,10,12,14,16,18, 20cm.
The values tested by the probe are X, Y, and Z on three axes perpendicular to the edge of the device. Top and bottom side coincident with the axis(Y) of the main coil.

2.4. Measurement Procedure

Mobile Exposure Conditions

a. The RF exposure test was performed in anechoic chamber.

b. E and H-field measurements should be made with the center of the probe at 15 cm surrounding the EUT and 20 cm above the top surface of the primary/client pair.

c. The highest emission level was recorded and compared with limit.

d. The EUT was measured according to the KDB 680106 D01 Wireless Power Transfer v04.

Portable Exposure Conditions

a. The RF exposure test was performed in anechoic chamber.

b. Perform H-field measurements for each edge/top surface of the host/client pair at every 2 cm, starting

Shenzhen LCS Compliance Testing Laboratory Ltd.
Add: 101, 201 Bldg A & 301 Bldg C, Juji Industrial Park Yabianxueziwei, Shajing Street, Baoan District, Shenzhen, 518000, China
Tel: +(86) 0755-82591330 | E-mail: webmaster@lcs-cert.com | Web: www.lcs-cert.com
Scan code to check authenticity

from as close as possible out to 20 cm

c. The highest emission level was recorded and compared with limit.

d. The EUT was measured according to the KDB 680106 D01 Wireless Power Transfer v04.

2.5. Equipment Approval Considerations of KDB 680106 D01v04

Requirements of KDB 680106 D01	Yes / No	Description
Power transfer frequency is less than 1 MHz	Yes	The device operates in the frequency range 110.0kHz – 205.0kHz, 360.0kHz
The output power from each transmitting element (e.g., coil) is less than or equal to 15 watts.	Yes	The maximum output power of each primary coil is 15W.
A client device providing the maximum permitted load is placed in physical contact with the transmitter (i.e., the surfaces of the transmitter and client device enclosures need to be in physical contact)	Yes	Client device is placed directly in contact with the transmitter.
Only § 2.1091- Mobile exposure conditions apply (i.e., this provision does not cover § 2.1093-Portable exposure conditions).	No	Mixed mobile and portable exposure conditions
The E-field and H-field strengths, at and beyond 20 cm surrounding the device surface, are demonstrated to be less than 50% of the applicable MPE limit, per KDB 447498, Table 1. These measurements shall be taken along the principal axes of the device, with one axis oriented along the direction of the estimated maximum field strength, and for three points per axis or until a 1/d (inverse distance from the emitter structure) field strength decay is observed. Symmetry considerations may be used for test reduction purposes. The device shall be operated in documented worst-case compliance scenarios (i.e., the ones that lead to the maximum field components), and while all the radiating structures (e.g., coils or antennas) that by design can simultaneously transmit are energized at their nominal maximum power.	Yes	The E-field and H-field strengths from all simultaneous transmitting coils are demonstrated to less than 50% of the MPE limit.
For systems with more than one radiating structure, the conditions specified in (5) must be met when the system is fully loaded (i.e., clients absorbing maximum power available), and with all the radiating structures operating at maximum power at the same time, as per design conditions. If the design allows one or more radiating structures to be powered at a higher level while other radiating structures are not powered, then those cases must be tested as well. For instance, a device may use three RF coils powered at 5 W, or one coil powered at 15 W: in this case, both scenarios shall be tested	Yes	Only one radiating structure and tested at maximum Output Power

Shenzhen LCS Compliance Testing Laboratory Ltd.
Add: 101, 201 Bldg A & 301 Bldg C, Juji Industrial Park Yabianxueziwei, Shajing Street, Baoan District, Shenzhen, 518000, China
Tel: +(86) 0755-82591330 | E-mail: webmaster@lcs-cert.com | Web: www.lcs-cert.com
Scan code to check authenticity

3. TEST RESULTS

For portable exposure condition

(1). The portable test modes have covered the considerations of the mobile test, only record the test data of the portable conditions in this report.

(2) Operating modes with client device (1 %, 50%, 99% battery status of client device) have been test, only show the data of worst case of 1% battery status of client device.

(3) Test performed with all the radiating structures operating at maximum power at the same time.

(4) H-field measurements are taken along all three axes the device from 0cm~20cm in 2cm minimum increment for each edge surface of the host/client pair. If the center of the probe sensing element is more than 5mm from the probe outer edge, the field strengths need to be estimated for the positions that are not reachable.

(5) Validation of Field Estimates

(a) If R is the probe radius and the probe tip is in contact with the coil, then the probe center is R cm from the coil surface as bellowing picture

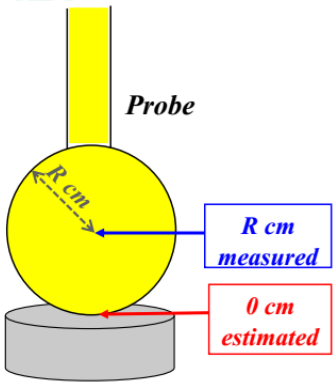

(b) The probe then is measuring the field correctly at R cm from the surface, and only estimating the field at the 0 cm point of contact with the coil surface.

(c) The validation requires showing that the model used to estimate the field provides data within 30% accuracy for at least the two, 2-cm-spaced closest points to where the estimates were made.

(d) If there is only one estimated value, then a single validation point is sufficient.

(e) Validation Example for 4 cm Probe Radius as following

Step 1

Shenzhen LCS Compliance Testing Laboratory Ltd.
Add: 101, 201 Bldg A & 301 Bldg C, Juji Industrial Park Yabianxueziwei, Shajing Street, Baoan District, Shenzhen, 518000, China
Tel: +(86) 0755-82591330 | E-mail: webmaster@lcs-cert.com | Web: www.lcs-cert.com
Scan code to check authenticity

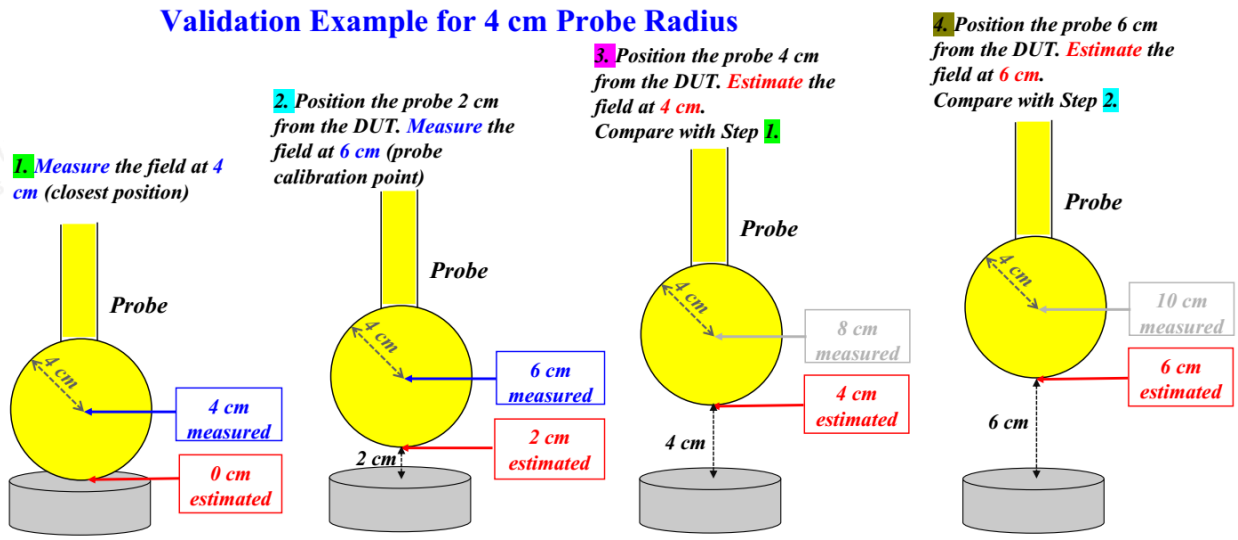

Step 2

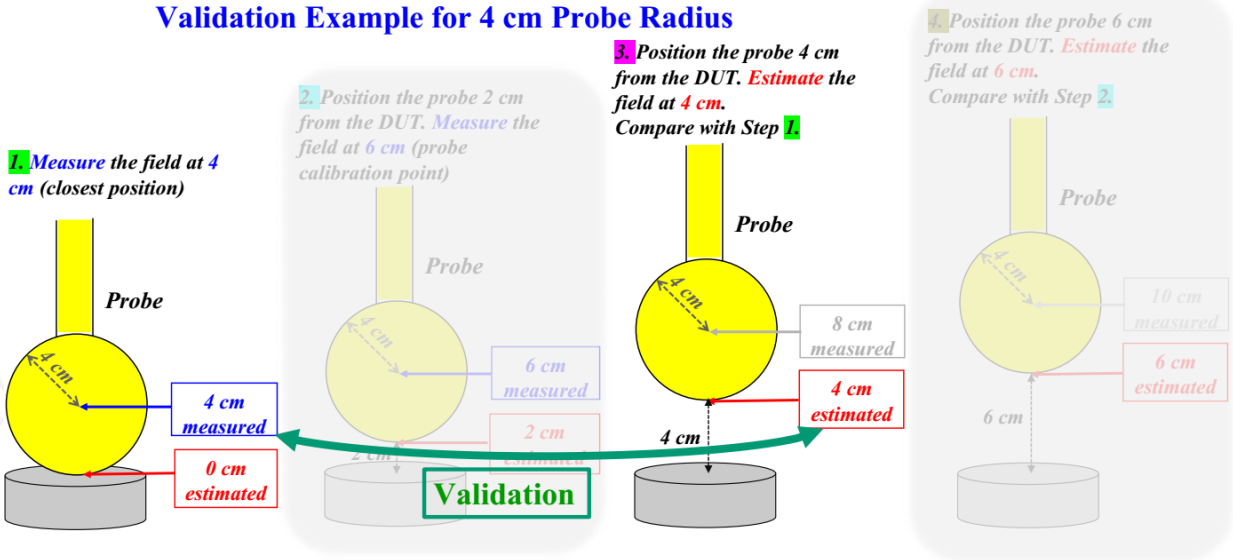

Step 3

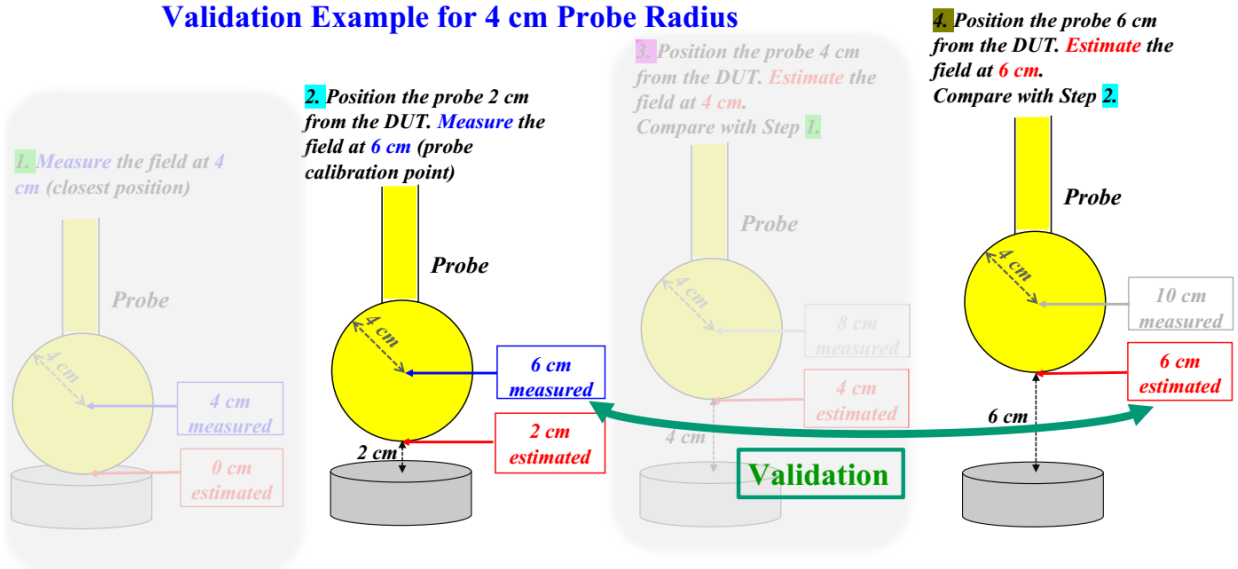

Shenzhen LCS Compliance Testing Laboratory Ltd.
Add: 101, 201 Bldg A & 301 Bldg C, Juji Industrial Park Yabianxueziwei, Shajing Street, Baoan District, Shenzhen, 518000, China
Tel: +(86) 0755-82591330 | E-mail: webmaster@lcs-cert.com | Web: www.lcs-cert.com
Scan code to check authenticity

Description of the Validation Example for 4 cm Probe Radius

- Assume that R=4 cm. The field at 0 cm can only be estimated, but the field at 4 cm is measured exactly (at the center of the probe).
- Move the probe at 2 cm from the surface. The field at 2 cm can still only be estimated, but the field at 6 cm is measured exactly.
- Compare the estimates with the values at the same positions where the field was measured exactly (i.e., 4 cm and 6 cm)
- The difference between measurements and estimates needs to be no more than 30%.
- That validation of the estimates needs to be for the two closest points to the coil, but at least 2 cm apart (in this case they are). This is to avoid a validation at, say 2 cm and another one at 2.1 cm, that is essentially a repetition

(6) According to Calibration information and specification about ETL-400 Probe (the B-Field Probe size is 100cm^2, the probe radius is 6.25cm), The Probe ETL-400 Probe's sensitive elements center is located in the probe's center, and the distance from the sensitive elements center to the tip of probe is 6.25cm.

(7) The actual 0cm, 2cm, 4cm and 6cm field strengths need to be estimated for the positions that are not reachable via numerical calculation.

(8) For validation purposes: If the value to show a 30% agreement between the mode and the probe measurements for the two closest points to the device surface, and with 2cm increments. Then this extrapolation method is reasonable.

Use Biot-Savart formula theory to estimate the strength of the magnetic field that the measuring instrument cannot measure. According to Biot-Savart formula:

Top & Bottom Side:

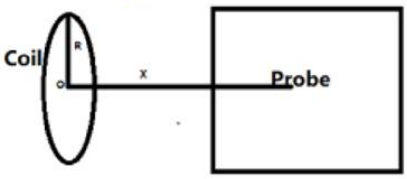

$$B = \frac{\mu_0 * I * N * R^2}{2 * (R^2 + x^2)^{3/2}}$$

Front, left, right & rear Side:

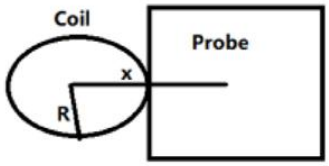

$$B = \frac{\mu_0 * I * N}{2 * x}$$

B(Unit:A/m): means H-field value;

μ0 is space permeability; **μ**0=4π*10^{-7};

I(Unit:A): A current element passing through a radiated coil;

R(Unit:m): means the Radius of radiated coil, according to provided Antenna specification: R=0.02m;

Test Distance(Unit:m): The distance from the sensing element of the probe to the edge of the device surface.

x(Unit:m): means the center of the coil to the sensing elements of the probe. (x=test distance+R)

(9) **N**: Number of turns, according to providing "Antenna specification" files: N=10.

(10) Validation H-Field as bellowing;

Shenzhen LCS Compliance Testing Laboratory Ltd.
Add: 101, 201 Bldg A & 301 Bldg C, Juji Industrial Park Yabianxueziwei, Shajing Street, Baoan District, Shenzhen, 518000, China
Tel: +(86) 0755-82591330 | E-mail: webmaster@lcs-cert.com | Web: www.lcs-cert.com
Scan code to check authenticity

128kHz

Validation Mode: TM1 Unit: Agreement(%); H-Field(A/m)							
	Top	Bottom	Left	Right	Front	Back	Conclusion
Estimated Distance: 6.25 cm	0.2627	0.3067	0.1968	0.2629	0.1757	0.2516	PASS
Measured Distance: 6.25 cm	0.2668	0.3109	0.1717	0.3056	0.1827	0.2859	
contrast(%)	-1.54	-1.35	14.62	-13.97	-3.83	-12.00	
Estimated Distance: 8.25 cm	0.1091	0.0186	0.1105	0.1138	0.3216	0.0204	PASS
Measured Distance: 8.25 cm	0.0984	0.0175	0.1055	0.1261	0.2863	0.0247	
contrast(%)	10.87	6.29	4.74	-9.75	12.33	-17.41	
Estimated Distance: 10.25 cm	0.0151	0.0310	0.0546	0.0109	0.0327	0.0209	PASS
Measured Distance: 10.25 cm	0.0145	0.0302	0.0474	0.0121	0.0377	0.0263	
contrast(%)	4.14	2.65	15.19	-9.92	-13.26	-20.53	

360.0kHz

Validation Mode: TM1 Unit: Agreement(%); H-Field(A/m)							
	Top	Bottom	Left	Right	Front	Back	Conclusion
Estimated Distance: 6.25 cm	0.2603	0.2323	0.0842	0.3258	0.1160	0.2161	PASS
Measured Distance: 6.25 cm	0.2723	0.2999	0.0764	0.2913	0.1015	0.1922	
contrast(%)	-4.41	-22.54	10.21	11.84	14.29	12.43	
Estimated Distance: 8.25 cm	0.1104	0.1872	0.2247	0.1872	0.2813	0.1127	PASS
Measured Distance: 8.25 cm	0.1220	0.1762	0.2049	0.2023	0.2957	0.1045	
contrast(%)	-9.51	6.24	9.66	-7.46	-4.87	7.85	
Estimated Distance: 10.25 cm	0.0537	0.0241	0.0198	0.0504	0.0540	0.0240	PASS
Measured Distance: 10.25 cm	0.0668	0.0187	0.0159	0.0558	0.0466	0.0222	
contrast(%)	-19.61	28.88	24.53	-9.68	15.88	8.11	

Note 1: The compliance location as probe tip;
Note 2: The format of difference is;
The H Validation Difference = $(E_{Estimated\ Distance} - E_{Measured\ Distance}) / E_{Measured\ Distance} *100\%$

Shenzhen LCS Compliance Testing Laboratory Ltd.
Add: 101, 201 Bldg A & 301 Bldg C, Juji Industrial Park Yabianxueziwei, Shajing Street, Baoan District, Shenzhen, 518000, China
Tel: +(86) 0755-82591330 | E-mail: webmaster@lcs-cert.com | Web: www.lcs-cert.com
Scan code to check authenticity

H-Field Emission level with a combination of measured and estimated results.

Test condition: Mode 1

128kHz

Distance(cm)	H-Field Result(A/m)							Limit(A/m)
	Type	Top	Bottom	Left	Right	Front	Back	
0	Estimate	0.4928	0.4873	0.3192	0.0403	0.2409	0.1498	1.63
2	Estimate	0.4923	0.1309	0.2249	0.2628	0.1290	0.2103	1.63
4	Estimate	0.3689	0.3768	0.2402	0.4328	0.1274	0.2247	1.63
6	Estimate	0.2601	0.3011	0.1927	0.2601	0.1711	0.2498	1.63
8	Measured	0.0784	0.0575	0.1055	0.1661	0.2863	0.0287	1.63
10	Measured	0.0305	0.0042	0.0194	0.0081	0.0497	0.0263	1.63
12	Measured	0.0568	0.0206	0.0287	0.0272	0.0423	0.0042	1.63
14	Measured	0.0107	0.0078	0.0190	0.0724	0.0310	0.0801	1.63
16	Measured	0.0411	0.0217	0.0501	0.0595	0.0164	0.0022	1.63
18	Measured	0.0401	0.0240	0.0200	0.0074	0.0518	0.0580	1.63
20	Measured	0.0227	0.0051	0.0495	0.0272	0.0040	0.0503	1.63

360.0kHz

Distance(cm)	H-Field Result(A/m)							Limit(A/m)
	Type	Top	Bottom	Left	Right	Front	Back	
0	Estimate	0.4020	0.5523	0.2449	0.0679	0.2984	0.1887	1.63
2	Estimate	0.4615	0.2404	0.2125	0.2665	0.1622	0.2417	1.63
4	Estimate	0.2999	0.3812	0.3064	0.3194	0.1299	0.2099	1.63
6	Estimate	0.2968	0.2302	0.0814	0.3220	0.1144	0.2127	1.63
8	Measured	0.1220	0.1262	0.2049	0.2923	0.2957	0.1045	1.63
10	Measured	0.0668	0.0187	0.0159	0.0758	0.0466	0.0222	1.63
12	Measured	0.0525	0.0841	0.0342	0.0427	0.0240	0.0557	1.63
14	Measured	0.0473	0.0227	0.0569	0.0269	0.0058	0.0063	1.63
16	Measured	0.0090	0.0546	0.0034	0.0307	0.0021	0.0697	1.63
18	Measured	0.0428	0.0385	0.0164	0.0205	0.0250	0.0357	1.63
20	Measured	0.0109	0.0064	0.0660	0.0374	0.0281	0.0723	1.63

3.3 Conclusion

A minimum safety distance of 0 cm to the antenna is required when the device is charging a smart phone for portable exposure. The detected emissions are below the limitations according FCC KDB 680106.

Shenzhen LCS Compliance Testing Laboratory Ltd.
Add: 101, 201 Bldg A & 301 Bldg C, Juji Industrial Park Yabianxueziwei, Shajing Street, Baoan District, Shenzhen, 518000, China
Tel: +(86) 0755-82591330 | E-mail: webmaster@lcs-cert.com | Web: www.lcs-cert.com
Scan code to check authenticity

4. TEST SETUP PHOTOS

(The separation distance from the geometric center of the probe to the edge of the device is 6.25cm)



0cm-Left



Shenzhen LCS Compliance Testing Laboratory Ltd.
Add: 101, 201 Bldg A & 301 Bldg C, Juji Industrial Park Yabianxueziwei, Shajing Street, Baoan District, Shenzhen, 518000, China
Tel: +(86) 0755-82591330 | E-mail: webmaster@lcs-cert.com | Web: www.lcs-cert.com
Scan code to check authenticity

0cm-Right



0cm-Top



Shenzhen LCS Compliance Testing Laboratory Ltd.
Add: 101, 201 Bldg A & 301 Bldg C, Juji Industrial Park Yabianxueziwei, Shajing Street, Baoan District, Shenzhen, 518000, China
Tel: +(86) 0755-82591330 | E-mail: webmaster@lcs-cert.com | Web: www.lcs-cert.com
Scan code to check authenticity

0cm-Bottom



0cm-Front

Shenzhen LCS Compliance Testing Laboratory Ltd.
Add: 101, 201 Bldg A & 301 Bldg C, Juji Industrial Park Yabianxueziwei, Shajing Street, Baoan District, Shenzhen, 518000, China
Tel: +(86) 0755-82591330 | E-mail: webmaster@lcs-cert.com | Web: www.lcs-cert.com
Scan code to check authenticity



0cm-Back



20cm-Left

Shenzhen LCS Compliance Testing Laboratory Ltd.
Add: 101, 201 Bldg A & 301 Bldg C, Juji Industrial Park Yabianxueziwei, Shajing Street, Baoan District, Shenzhen, 518000, China
Tel: +(86) 0755-82591330 | E-mail: webmaster@lcs-cert.com | Web: www.lcs-cert.com
Scan code to check authenticity



20cm-Right



20cm-Top

Shenzhen LCS Compliance Testing Laboratory Ltd.
Add: 101, 201 Bldg A & 301 Bldg C, Juji Industrial Park Yabianxueziwei, Shajing Street, Baoan District, Shenzhen, 518000, China
Tel: +(86) 0755-82591330 | E-mail: webmaster@lcs-cert.com | Web: www.lcs-cert.com
Scan code to check authenticity



20cm-Bottom



20cm-Front

Shenzhen LCS Compliance Testing Laboratory Ltd.
Add: 101, 201 Bldg A & 301 Bldg C, Juji Industrial Park Yabianxueziwei, Shajing Street, Baoan District, Shenzhen, 518000, China
Tel: +(86) 0755-82591330 | E-mail: webmaster@lcs-cert.com | Web: www.lcs-cert.com
Scan code to check authenticity



20cm-Back

Shenzhen LCS Compliance Testing Laboratory Ltd.
Add: 101, 201 Bldg A & 301 Bldg C, Juji Industrial Park Yabianxueziwei, Shajing Street, Baoan District, Shenzhen, 518000, China
Tel: +(86) 0755-82591330 | E-mail: webmaster@lcs-cert.com | Web: www.lcs-cert.com
Scan code to check authenticity

----------THE END OF REPORT----------

Shenzhen LCS Compliance Testing Laboratory Ltd.
Add: 101, 201 Bldg A & 301 Bldg C, Juji Industrial Park Yabianxueziwei, Shajing Street, Baoan District, Shenzhen, 518000, China
Tel: +(86) 0755-82591330 | E-mail: webmaster@lcs-cert.com | Web: www.lcs-cert.com
Scan code to check authenticity