N71(10M)_DFT-s-OFDM_PI_2-BPSK_Outer_Full_Mid_CH

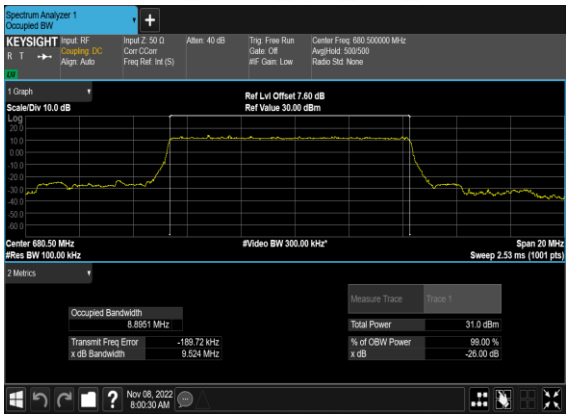

N71(10M)_DFT-s-OFDM_QPSK_Outer_Full_Mid_CH

N71(10M)_CP-OFDM_QPSK_Outer_Full_Mid_CH

N71(10M)_CP-OFDM_16 QAM_Outer_Full_Mid_CH

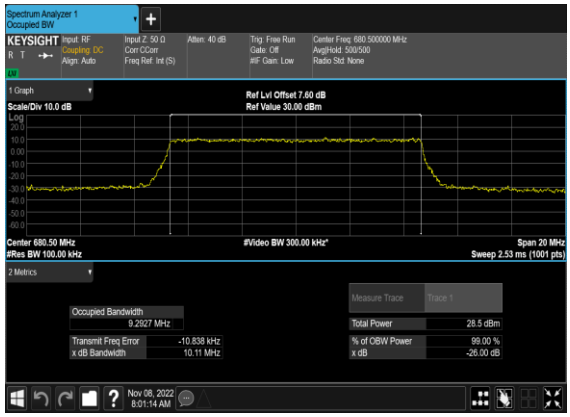

N71(10M)_CP-OFDM_64 QAM_Outer_Full_Mid_CH

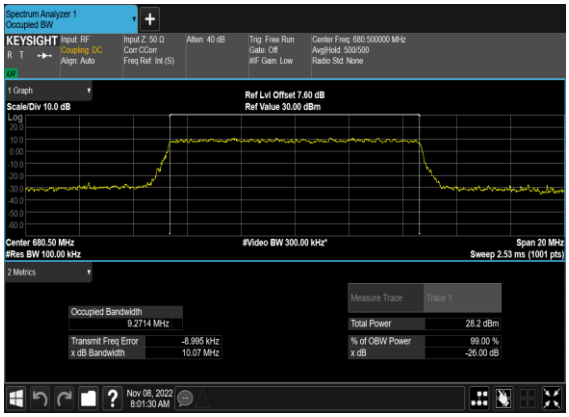

N71(10M)_CP-OFDM_256 QAM_Outer_Full_Mid_CH

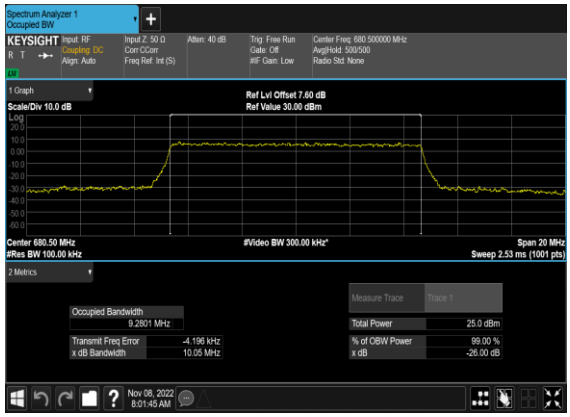

N71(15M)_DFT-s-OFDM_PI_2-BPSK_Outer_Full_Mid_CH

N71(15M)_DFT-s-OFDM_QPSK_Outer_Full_Mid_CH

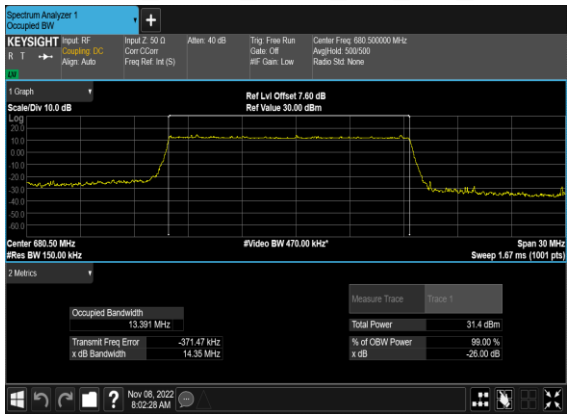

N71(15M)_CP-OFDM_QPSK_Outer_Full_Mid_CH

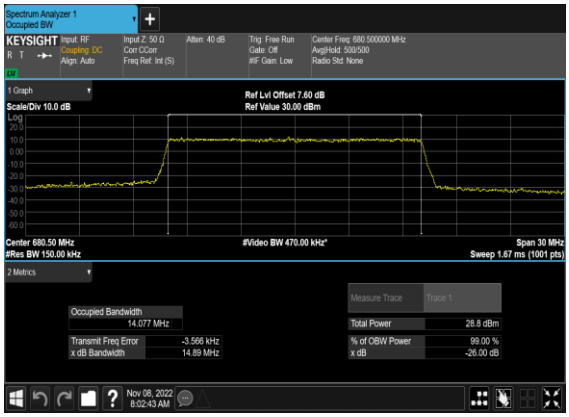

N71(15M)_CP-OFDM_16 QAM_Outer_Full_Mid_CH

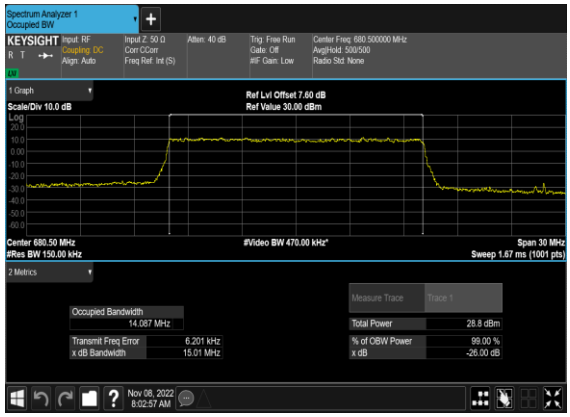

N71(15M)_CP-OFDM_64 QAM_Outer_Full_Mid_CH

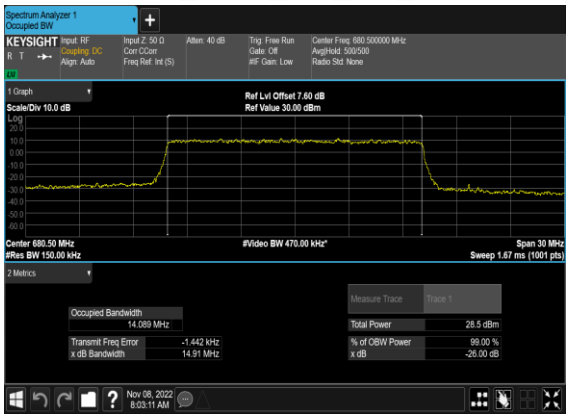

N71(15M)_CP-OFDM_256 QAM_Outer_Full_Mid_CH

N71(20M)_DFT-s-OFDM_PI_2-BPSK_Outer_Full_Mid_CH

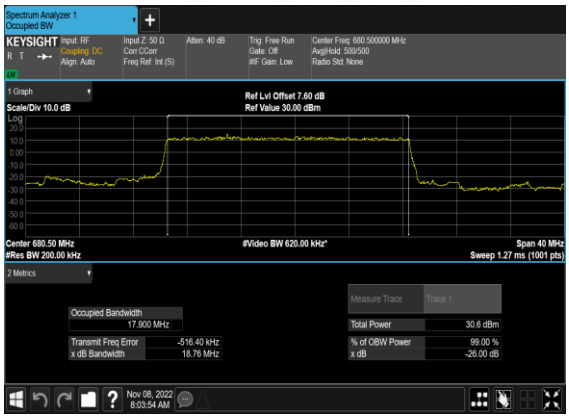

N71(20M)_DFT-s-OFDM_QPSK_Outer_Full_Mid_CH

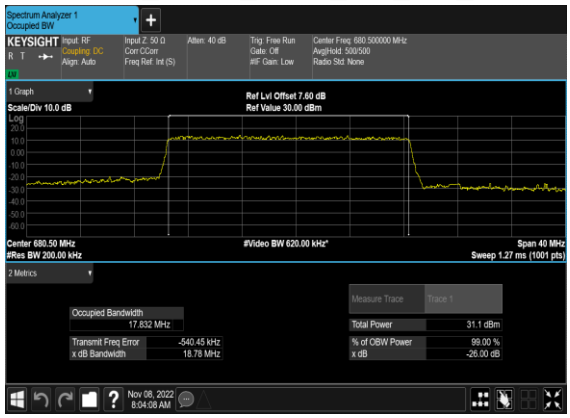

N71(20M)_CP-OFDM_QPSK_Outer_Full_Mid_CH

N71(20M)_CP-OFDM_16 QAM_Outer_Full_Mid_CH

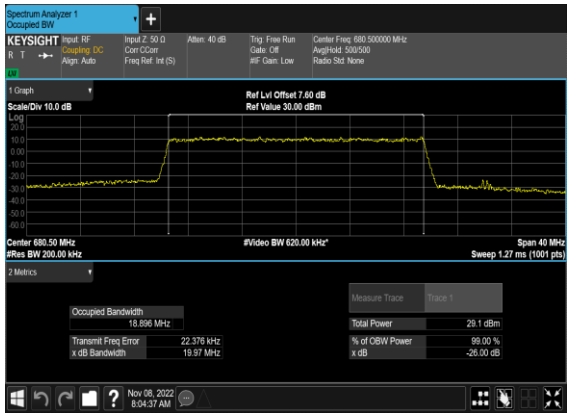

N71(20M)_CP-OFDM_64 QAM_Outer_Full_Mid_CH

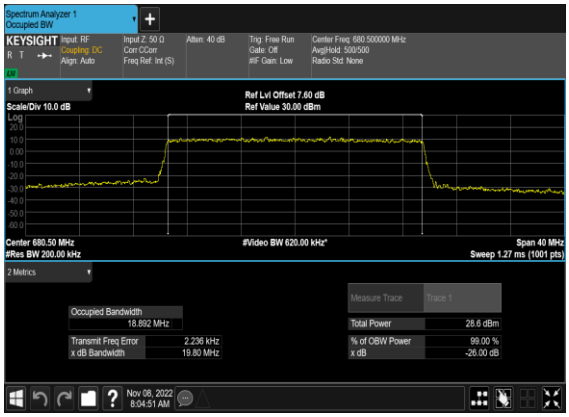

N71(20M)_CP-OFDM_256 QAM_Outer_Full_Mid_CH

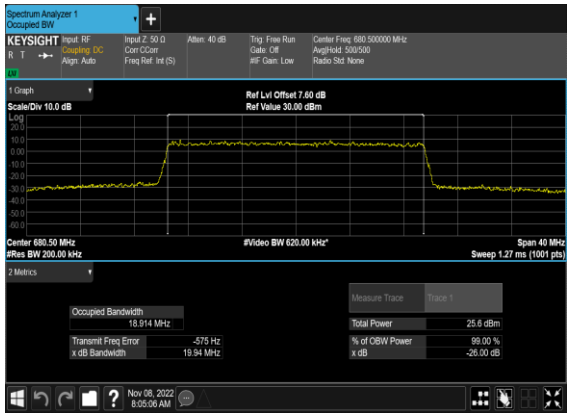

Conducted Spurious Emissions

NR Band	SCS (kHz)	Bandwidth (MHz)	Arfcn	Freq (MHz)	Modulation	RB	Result	Verdict
71	15	5	133100	665.5	DFT-s-OFDM BPSK	1@0	see graph	**---**
71	15	5	133100	665.5	DFT-s-OFDM BPSK	1@0	see graph	**PASS**
71	15	5	133100	665.5	DFT-s-OFDM QPSK	1@0	see graph	**---**
71	15	5	133100	665.5	DFT-s-OFDM QPSK	1@0	see graph	**PASS**
71	15	5	136100	680.5	DFT-s-OFDM BPSK	1@0	see graph	**---**
71	15	5	136100	680.5	DFT-s-OFDM BPSK	1@0	see graph	**PASS**
71	15	5	136100	680.5	DFT-s-OFDM QPSK	1@0	see graph	**---**
71	15	5	136100	680.5	DFT-s-OFDM QPSK	1@0	see graph	**PASS**
71	15	5	139100	695.5	DFT-s-OFDM BPSK	1@0	see graph	**---**
71	15	5	139100	695.5	DFT-s-OFDM BPSK	1@0	see graph	**PASS**
71	15	5	139100	695.5	DFT-s-OFDM QPSK	1@0	see graph	**---**
71	15	5	139100	695.5	DFT-s-OFDM QPSK	1@0	see graph	**PASS**
71	15	10	133600	668.0	DFT-s-OFDM BPSK	1@0	see graph	**---**
71	15	10	133600	668.0	DFT-s-OFDM BPSK	1@0	see graph	**PASS**
71	15	10	133600	668.0	DFT-s-OFDM QPSK	1@0	see graph	**---**
71	15	10	133600	668.0	DFT-s-OFDM QPSK	1@0	see graph	**PASS**
71	15	10	136100	680.5	DFT-s-OFDM BPSK	1@0	see graph	**---**
71	15	10	136100	680.5	DFT-s-OFDM BPSK	1@0	see graph	**PASS**
71	15	10	136100	680.5	DFT-s-OFDM QPSK	1@0	see graph	**---**
71	15	10	136100	680.5	DFT-s-OFDM QPSK	1@0	see graph	**PASS**
71	15	10	138600	693.0	DFT-s-OFDM BPSK	1@0	see graph	**---**
71	15	10	138600	693.0	DFT-s-OFDM BPSK	1@0	see graph	**PASS**

71	15	10	138600	693.0	DFT-s-OFDM QPSK	1@0	see graph	**---**
71	15	10	138600	693.0	DFT-s-OFDM QPSK	1@0	see graph	**PASS**
71	15	20	134600	673.0	DFT-s-OFDM BPSK	1@0	see graph	**---**
71	15	20	134600	673.0	DFT-s-OFDM BPSK	1@0	see graph	**PASS**
71	15	20	134600	673.0	DFT-s-OFDM QPSK	1@0	see graph	**---**
71	15	20	134600	673.0	DFT-s-OFDM QPSK	1@0	see graph	**PASS**
71	15	20	136100	680.5	DFT-s-OFDM BPSK	1@0	see graph	**---**
71	15	20	136100	680.5	DFT-s-OFDM BPSK	1@0	see graph	**PASS**
71	15	20	136100	680.5	DFT-s-OFDM QPSK	1@0	see graph	**---**
71	15	20	136100	680.5	DFT-s-OFDM QPSK	1@0	see graph	**PASS**
71	15	20	137600	688.0	DFT-s-OFDM BPSK	1@0	see graph	**---**
71	15	20	137600	688.0	DFT-s-OFDM BPSK	1@0	see graph	**PASS**
71	15	20	137600	688.0	DFT-s-OFDM QPSK	1@0	see graph	**---**
71	15	20	137600	688.0	DFT-s-OFDM QPSK	1@0	see graph	**PASS**

N71(5M)_DFT-s-OFDM_BPSK_Edge_1RB_Left_Low_CH

N71(5M)_DFT-s-OFDM_QPSK_Edge_1RB_Left_Low_CH

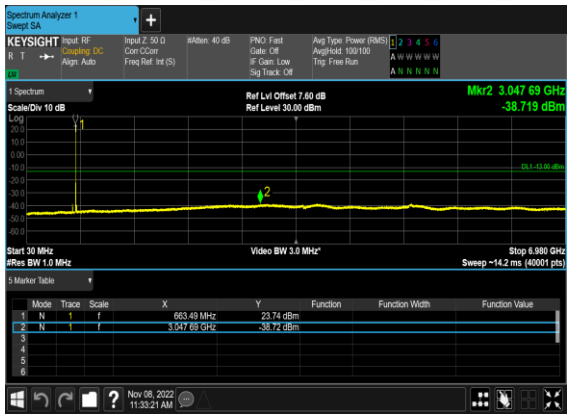

N71(5M)_DFT-s-OFDM_BPSK_Edge_1RB_Left_Mid_CH

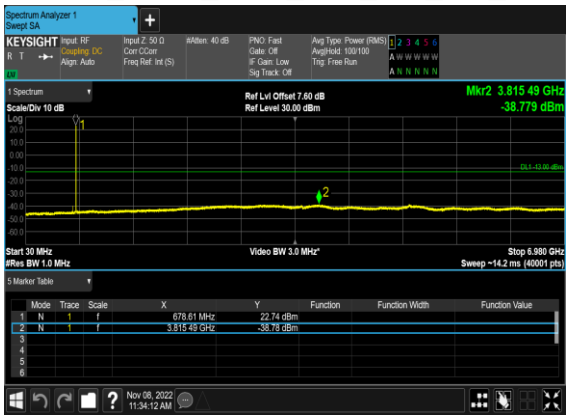

N71(5M)_DFT-s-OFDM_QPSK_Edge_1RB_Left_Mid_CH

N71(5M)_DFT-s-OFDM_BPSK_Edge_1RB_Left_High_CH

N71(5M)_DFT-s-OFDM_QPSK_Edge_1RB_Left_High_CH

N71(10M)_DFT-s-OFDM_BPSK_Edge_1RB_Left_Low_CH

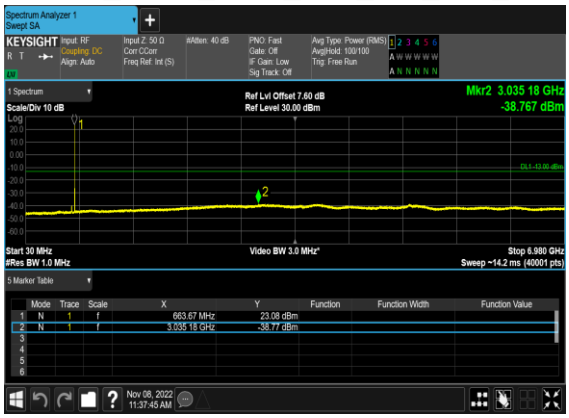

N71(10M)_DFT-s-OFDM_QPSK_Edge_1RB_Left_Low_CH

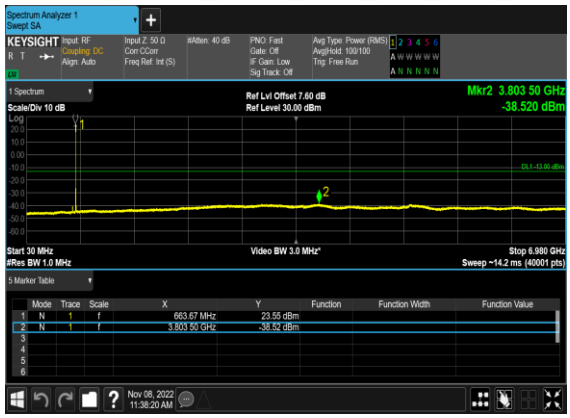

N71(10M)_DFT-s-OFDM_BPSK_Edge_1RB_Left_Mid_CH

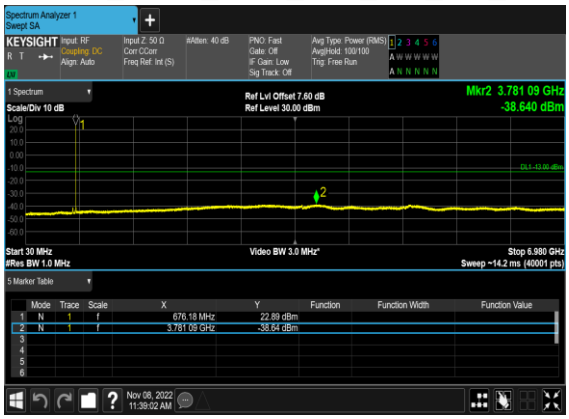

N71(10M)_DFT-s-OFDM_QPSK_Edge_1RB_Left_Mid_CH

N71(10M)_DFT-s-OFDM_BPSK_Edge_1RB_Left_High_CH

N71(10M)_DFT-s-OFDM_QPSK_Edge_1RB_Left_High_CH

N71(20M)_DFT-s-OFDM_BPSK_Edge_1RB_Left_Low_CH

N71(20M)_DFT-s-OFDM_QPSK_Edge_1RB_Left_Low_CH

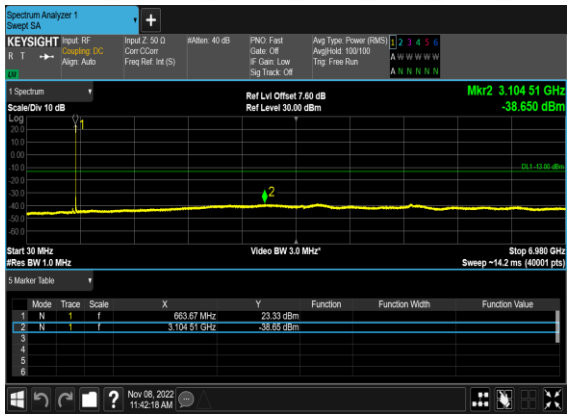

N71(20M)_DFT-s-OFDM_BPSK_Edge_1RB_Left_Mid_CH

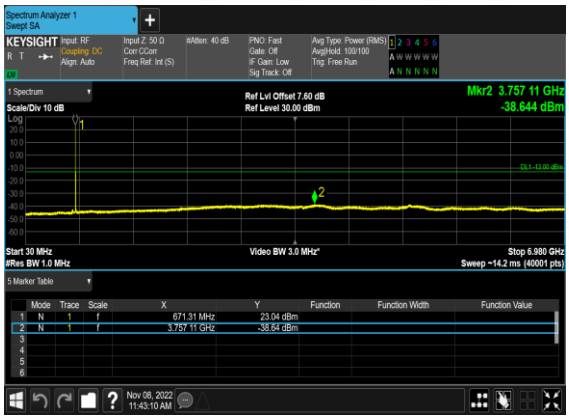

N71(20M)_DFT-s-OFDM_QPSK_Edge_1RB_Left_Mid_CH

N71(20M)_DFT-s-OFDM_BPSK_Edge_1RB_Left_High_CH

N71(20M)_DFT-s-OFDM_QPSK_Edge_1RB_Left_High_CH

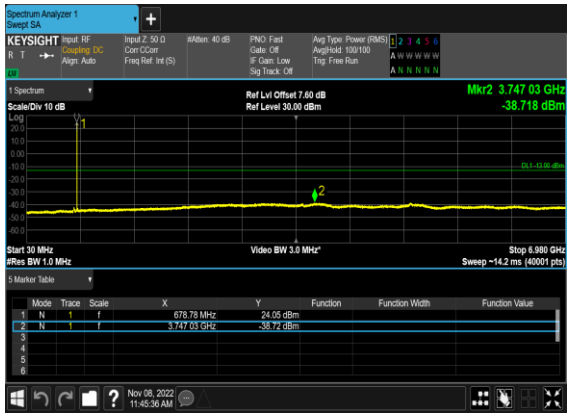

Conducted Band Edge

NR Band	SCS (kHz)	Bandwidth (MHz)	Arfcn	Freq (MHz)	Modulation	RB	Result	Verdict
71	15	5	133100	665.5	DFT-s-OFDM BPSK	1@0	see graph	**PASS**
71	15	5	133100	665.5	DFT-s-OFDM QPSK	1@0	see graph	**PASS**
71	15	5	133100	665.5	DFT-s-OFDM BPSK	25@0	see graph	**PASS**
71	15	5	133100	665.5	DFT-s-OFDM QPSK	25@0	see graph	**PASS**
71	15	5	139100	695.5	DFT-s-OFDM BPSK	1@24	see graph	**PASS**
71	15	5	139100	695.5	DFT-s-OFDM QPSK	1@24	see graph	**PASS**
71	15	5	139100	695.5	DFT-s-OFDM BPSK	25@0	see graph	**PASS**
71	15	5	139100	695.5	DFT-s-OFDM QPSK	25@0	see graph	**PASS**
71	15	10	133600	668.0	DFT-s-OFDM BPSK	1@0	see graph	**PASS**
71	15	10	133600	668.0	DFT-s-OFDM QPSK	1@0	see graph	**PASS**
71	15	10	133600	668.0	DFT-s-OFDM BPSK	50@0	see graph	**PASS**
71	15	10	133600	668.0	DFT-s-OFDM QPSK	50@0	see graph	**PASS**
71	15	10	138600	693.0	DFT-s-OFDM BPSK	1@51	see graph	**PASS**
71	15	10	138600	693.0	DFT-s-OFDM QPSK	1@51	see graph	**PASS**
71	15	10	138600	693.0	DFT-s-OFDM BPSK	50@0	see graph	**PASS**
71	15	10	138600	693.0	DFT-s-OFDM QPSK	50@0	see graph	**PASS**
71	15	20	134600	673.0	DFT-s-OFDM BPSK	1@0	see graph	**PASS**
71	15	20	134600	673.0	DFT-s-OFDM QPSK	1@0	see graph	**PASS**
71	15	20	134600	673.0	DFT-s-OFDM BPSK	100@0	see graph	**PASS**
71	15	20	134600	673.0	DFT-s-OFDM QPSK	100@0	see graph	**PASS**
71	15	20	137600	688.0	DFT-s-OFDM BPSK	1@105	see graph	**PASS**
71	15	20	137600	688.0	DFT-s-OFDM QPSK	1@105	see graph	**PASS**
71	15	20	137600	688.0	DFT-s-OFDM BPSK	100@0	see graph	**PASS**
71	15	20	137600	688.0	DFT-s-OFDM QPSK	100@0	see graph	**PASS**

N71(5M)_DFT-s-OFDM_BPSK_Edge_1RB_Left_Low_CH

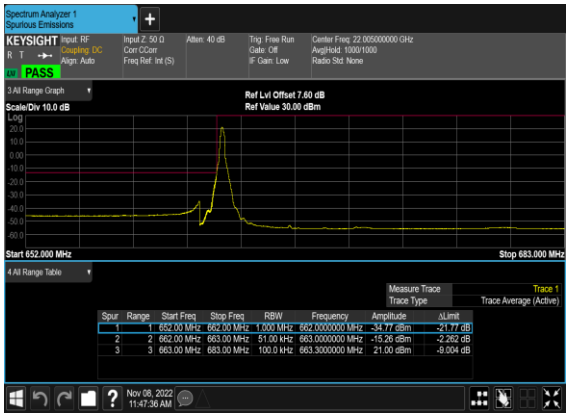

N71(5M)_DFT-s-OFDM_BPSK_Edge_1RB_Left_Low_CH_**CHP**_**PASS**

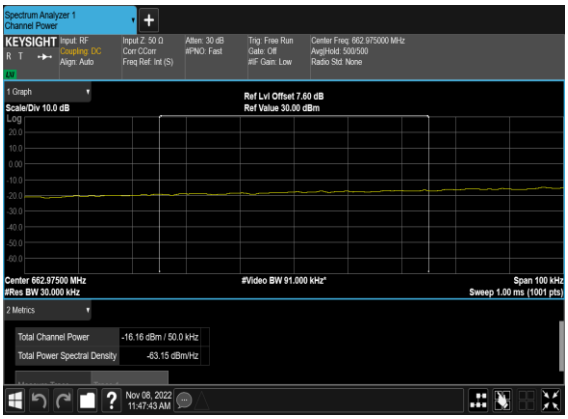

N71(5M)_DFT-s-OFDM_QPSK_Edge_1RB_Left_Low_CH

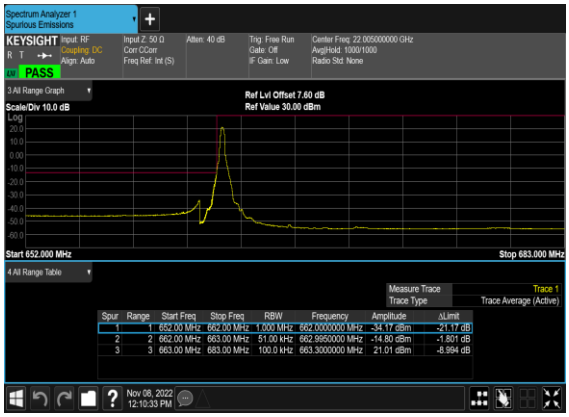

N71(5M)_DFT-s-OFDM_QPSK_Edge_1RB_Left_Low_CH_**CHP**_**PASS**

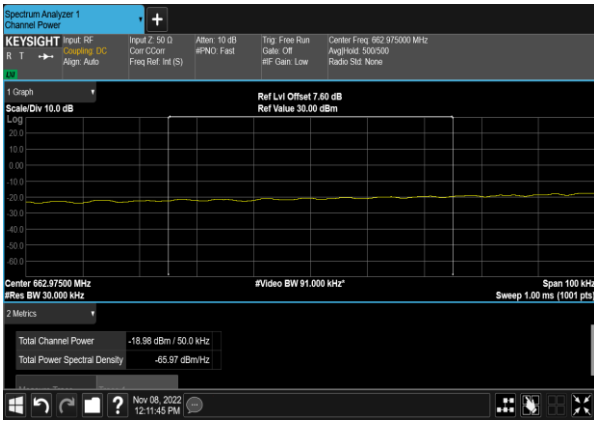

N71(5M)_DFT-s-OFDM_BPSK_Outer_Full_Low_CH

N71(5M)_DFT-s-OFDM_QPSK_Outer_Full_Low_CH

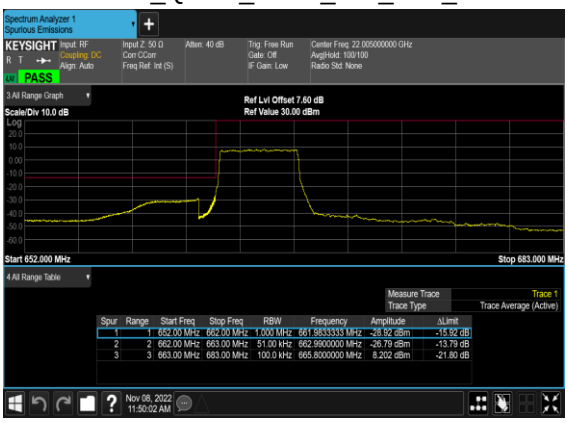

N71(5M)_DFT-s-OFDM_BPSK_Edge_1RB_Right_High_CH

N71(5M)_DFT-s-OFDM_QPSK_Edge_1RB_Right_High_CH

N71(5M)_DFT-s-OFDM_BPSK_Outer_Full_High_CH

N71(5M)_DFT-s-OFDM_QPSK_Outer_Full_High_CH

N71(10M)_DFT-s-OFDM_BPSK_Edge_1RB_Left_Low_CH

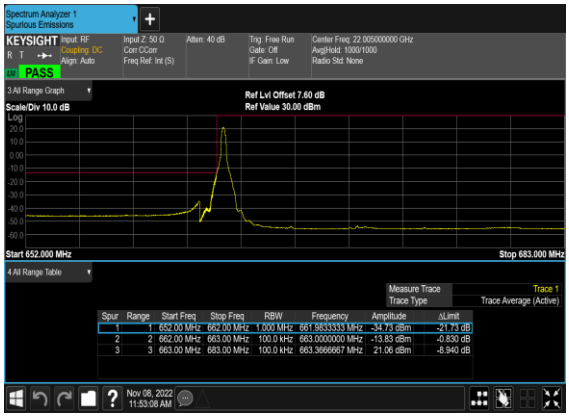

N71(10M)_DFT-s-OFDM_BPSK_Edge_1RB_Left_Low_CH_**CHP**_**PASS**

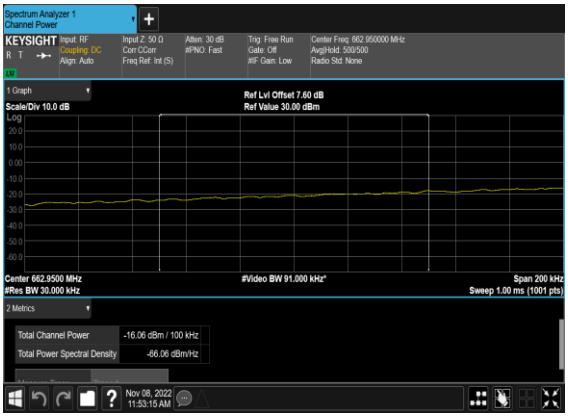

N71(10M)_DFT-s-OFDM_QPSK_Edge_1RB_Left_Low_CH

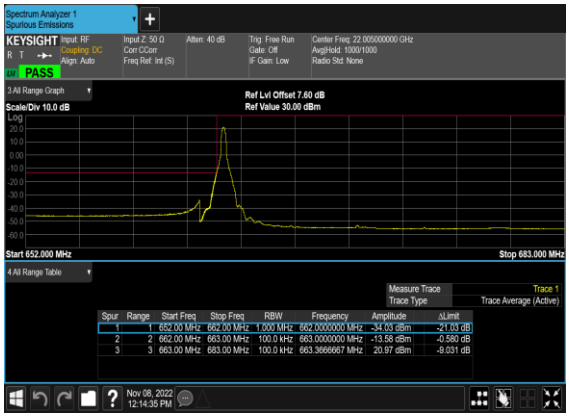

N71(10M)_DFT-s-OFDM_QPSK_Edge_1RB_Left_Low_CH_**CHP**_**PASS**

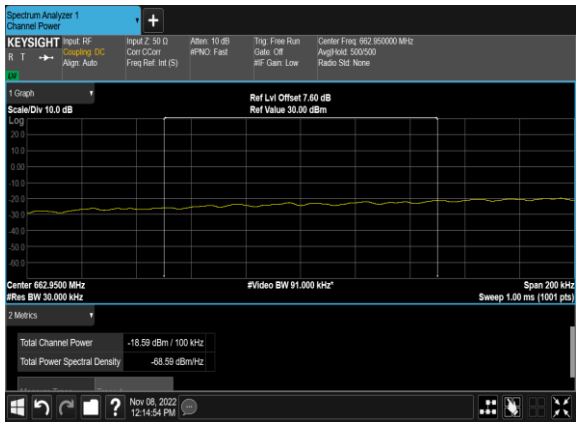

N71(10M)_DFT-s-OFDM_BPSK_Outer_Full_Low_CH

N71(10M)_DFT-s-OFDM_QPSK_Outer_Full_Low_CH

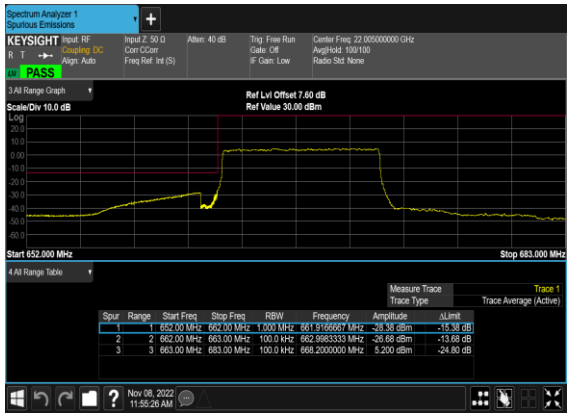

N71(10M)_DFT-s-OFDM_BPSK_Edge_1RB_Right_High_CH

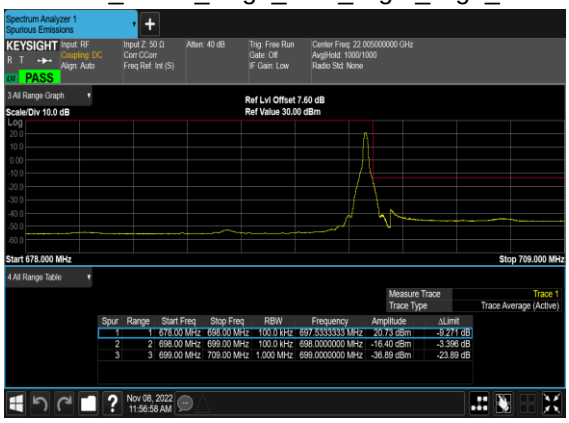

N71(10M)_DFT-s-OFDM_QPSK_Edge_1RB_Right_High_CH

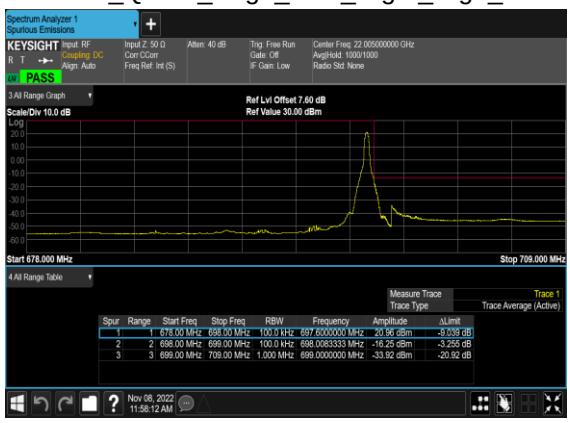

N71(10M)_DFT-s-OFDM_BPSK_Outer_Full_High_CH

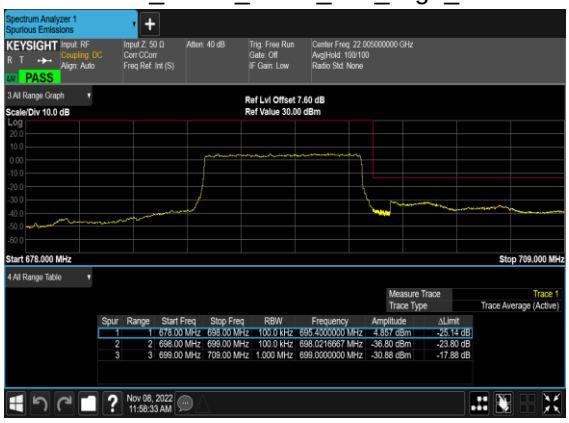

N71(10M)_DFT-s-OFDM_QPSK_Outer_Full_High_CH

N71(20M)_DFT-s-OFDM_BPSK_Edge_1RB_Left_Low_CH

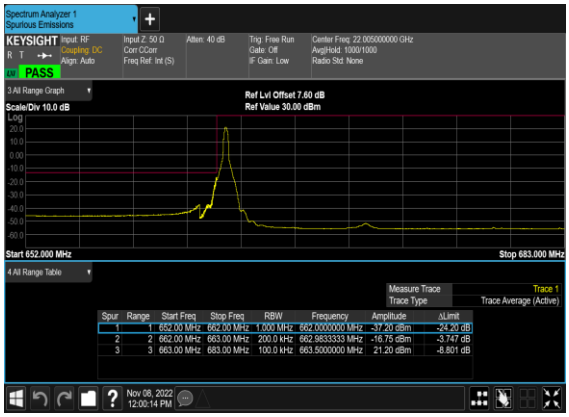

N71(20M)_DFT-s-OFDM_QPSK_Edge_1RB_Left_Low_CH

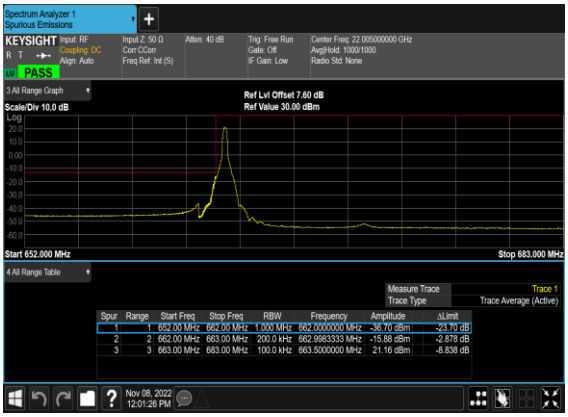

N71(20M)_DFT-s-OFDM_QPSK_Edge_1RB_Left_Low_CH_**CHP_PASS**

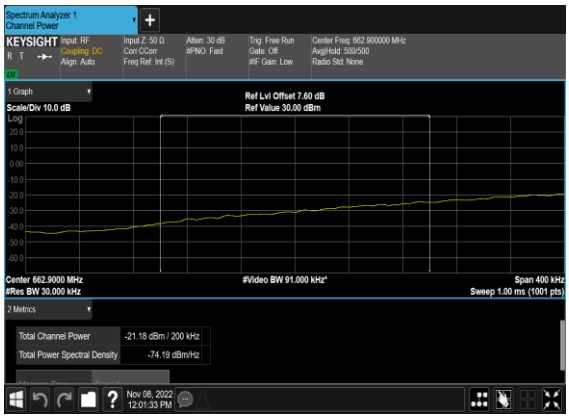

N71(20M)_DFT-s-OFDM_BPSK_Outer_Full_Low_CH

N71(20M)_DFT-s-OFDM_QPSK_Outer_Full_Low_CH

N71(20M)_DFT-s-OFDM_BPSK_Edge_1RB_Right_High_CH

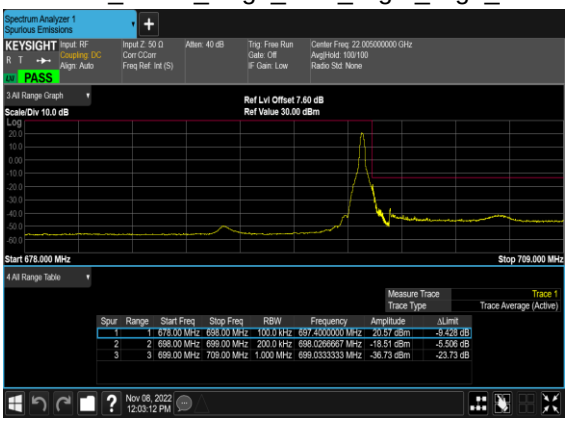

N71(20M)_DFT-s-OFDM_QPSK_Edge_1RB_Right_High_CH

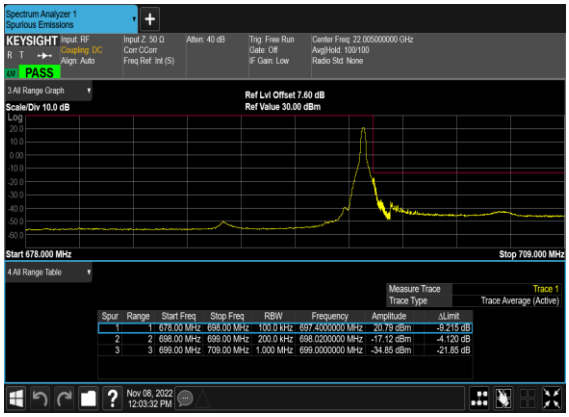

N71(20M)_DFT-s-OFDM_BPSK_Outer_Full_High_CH

N71(20M)_DFT-s-OFDM_QPSK_Outer_Full_High_CH

Appendix B. Test Results of Radiated Test

Radiated Spurious Emission

Test Engineer :	Zhaohui Liang	Temperature :	22~25℃
		Relative Humidity :	48~52%

Note: Pre-scanned harmonic for the different antenna combinations, we choose the worst antenna mode to perform final test and record in the report.

SA n5 / NR 20MHz / QPSK / ANT0(NR)									
Channel	Frequency (MHz)	ERP (dBm)	Limit (dBm)	Over Limit (dB)	SPA Reading (dBm)	S.G. Power (dBm)	TX Cable loss (dB)	TX Antenna Gain (dBi)	Polarization (H/V)
NR n5 Lowest	1650	-65.47	-13	-52.47	-77.03	-68.70	3.98	9.36	H
	2475	-59.62	-13	-46.62	-78.26	-63.17	4.85	10.55	H
	3300	-58.68	-13	-45.68	-79.46	-63.61	5.50	12.58	H
	1650	-64.08	-13	-51.08	-76.28	-67.31	3.98	9.36	V
	2475	-59.82	-13	-46.82	-78.78	-63.37	4.85	10.55	V
	3300	-58.23	-13	-45.23	-79.90	-63.16	5.50	12.58	V
NR n5 Middle	1654.5	-65.36	-13	-52.36	-76.92	-68.61	4.00	9.40	H
	2481.75	-60.25	-13	-47.25	-78.89	-63.82	4.88	10.60	H
	3309	-59.09	-13	-46.09	-79.97	-64.02	5.52	12.60	H
	1654.5	-64.61	-13	-51.61	-76.81	-67.86	4.00	9.40	V
	2481.75	-59.88	-13	-46.88	-78.84	-63.45	4.88	10.60	V
	3309	-58.21	-13	-45.21	-79.79	-63.14	5.52	12.60	V
NR n5 Highest	1660	-65.51	-13	-52.51	-77.16	-68.68	4.10	9.42	H
	2490	-60.11	-13	-47.11	-78.88	-63.69	4.90	10.63	H
	3320	-59.23	-13	-46.23	-80.11	-64.15	5.55	12.62	H
	1660	-64.57	-13	-51.57	-76.89	-67.74	4.10	9.42	V
	2490	-60.17	-13	-47.17	-79.20	-63.75	4.90	10.63	V
	3320	-58.61	-13	-45.61	-80.19	-63.53	5.55	12.62	V

Remark: Spurious emissions within 30-1000MHz were found more than 20dB below limit line.

EN-DC_48A_n5A / LTE 20MHz + NR 20MHz / QPSK / ANT6(LTE) & ANT0(NR)									
Channel	Frequency (MHz)	ERP/EIRP (dBm)	Limit (dBm)	Over Limit (dB)	SPA Reading (dBm)	S.G. Power (dBm)	TX Cable loss (dB)	TX Antenna Gain (dBi)	Polarization (H/V)
LTE Band48 Lowest	7231.50	-58.07	-40	-18.07	-66.04	-61.37	8.30	11.60	H
	10847.25	-55.10	-40	-15.10	-68.30	-56.62	10.48	12.00	H
	14463.00	-55.18	-40	-15.18	-69.59	-56.88	11.80	13.50	H
	7231.50	-55.93	-40	-15.93	-65.63	-59.23	8.30	11.60	V
	10847.25	-53.29	-40	-13.29	-68.11	-54.81	10.48	12.00	V
	14463.00	-55.56	-40	-15.56	-69.56	-57.26	11.80	13.50	V
NR n5 Lowest	1650	-65.06	-13	-52.06	-76.62	-68.29	3.98	9.36	H
	2475	-59.67	-13	-46.67	-78.31	-63.22	4.85	10.55	H
	3300	-58.66	-13	-45.66	-79.44	-63.59	5.50	12.58	H
	1650	-64.12	-13	-51.12	-76.32	-67.35	3.98	9.36	V
	2475	-59.18	-13	-46.18	-78.14	-62.73	4.85	10.55	V
	3300	-57.55	-13	-44.55	-79.22	-62.48	5.50	12.58	V
LTE Band48 Middle	7231.50	-57.70	-40	-17.70	-65.67	-61.00	8.30	11.60	H
	10847.25	-54.67	-40	-14.67	-67.87	-56.19	10.48	12.00	H
	14463.00	-54.80	-40	-14.80	-69.21	-56.50	11.80	13.50	H
	7231.50	-56.21	-40	-16.21	-65.91	-59.51	8.30	11.60	V
	10847.25	-52.97	-40	-12.97	-67.79	-54.49	10.48	12.00	V
	14463.00	-55.39	-40	-15.39	-69.39	-57.09	11.80	13.50	V
NR n5 Middle	1654.5	-65.06	-13	-52.06	-76.62	-68.31	4.00	9.40	H
	2481.75	-59.39	-13	-46.39	-78.03	-62.96	4.88	10.60	H
	3309	-58.66	-13	-45.66	-79.54	-63.59	5.52	12.60	H
	1654.5	-64.12	-13	-51.12	-76.32	-67.37	4.00	9.40	V
	2481.75	-59.18	-13	-46.18	-78.14	-62.75	4.88	10.60	V
	3309	-57.43	-13	-44.43	-79.01	-62.36	5.52	12.60	V
LTE Band48 Highest	7231.50	-57.97	-40	-17.97	-65.94	-61.27	8.30	11.60	H
	10847.25	-54.80	-40	-14.80	-68.00	-56.32	10.48	12.00	H
	14463.00	-54.89	-40	-14.89	-69.30	-56.59	11.80	13.50	H
	7231.50	-56.27	-40	-16.27	-65.97	-59.57	8.30	11.60	V
	10847.25	-53.22	-40	-13.22	-68.04	-54.74	10.48	12.00	V
	14463.00	-55.62	-40	-15.62	-69.62	-57.32	11.80	13.50	V
NR n5 Highest	1660	-65.06	-13	-52.06	-76.71	-68.23	4.10	9.42	H
	2490	-58.66	-13	-45.66	-77.43	-62.24	4.90	10.63	H
	3320	-58.38	-13	-45.38	-79.26	-63.30	5.55	12.62	H
	1660	-64.12	-13	-51.12	-76.44	-67.29	4.10	9.42	V
	2490	-58.82	-13	-45.82	-77.85	-62.40	4.90	10.63	V
	3320	-58.02	-13	-45.02	-79.60	-62.94	5.55	12.62	V

Remark: Spurious emissions within 30-1000MHz were found more than 20dB below limit line.

SA n25 / NR 40MHz / QPSK / ANT6(NR)									
Channel	Frequency (MHz)	EIRP (dBm)	Limit (dBm)	Over Limit (dB)	SPA Reading (dBm)	S.G. Power (dBm)	TX Cable loss (dB)	TX Antenna Gain (dBi)	Polarization (H/V)
NR n25 Lowest	3700	-56.60	-13	-43.60	-79.60	-63.36	5.82	12.58	H
	5550	-55.08	-13	-42.08	-79.49	-60.80	7.28	13.00	H
	7400	-54.67	-13	-41.67	-81.48	-57.83	8.32	11.48	H
	3700	-54.96	-13	-41.96	-79.65	-61.72	5.82	12.58	V
	5550	-56.72	-13	-43.72	-81.56	-62.44	7.28	13.00	V
	7400	-52.25	-13	-39.25	-79.03	-55.41	8.32	11.48	V
NR n25 Middle	3726	-55.94	-13	-42.94	-78.38	-62.69	5.85	12.60	H
	5589	-52.73	-13	-39.73	-77.06	-58.53	7.30	13.10	H
	7452	-53.12	-13	-40.12	-79.67	-56.27	8.35	11.50	H
	3726	-52.76	-13	-39.76	-78.05	-59.51	5.85	12.60	V
	5589	-53.11	-13	-40.11	-78.14	-58.91	7.30	13.10	V
	7452	-53.59	-13	-40.59	-80.12	-56.74	8.35	11.50	V
NR n25 Highest	3750	-57.79	-13	-44.79	-80.13	-64.53	5.88	12.62	H
	5625	-57.26	-13	-44.26	-81.46	-63.07	7.32	13.13	H
	7500	-55.09	-13	-42.09	-81.49	-58.25	8.38	11.54	H
	3750	-55.12	-13	-42.12	-80.62	-61.86	5.88	12.62	V
	5625	-56.64	-13	-43.64	-81.34	-62.45	7.32	13.13	V
	7500	-52.68	-13	-39.68	-79.07	-55.84	8.38	11.54	V

Remark: Spurious emissions within 30-1000MHz were found more than 20dB below limit line.

EN-DC_66A_n25A / LTE 20MHz + NR 40MHz / QPSK / ANT6(LTE) & ANT5(NR)									
Channel	Frequency (MHz)	EIRP (dBm)	Limit (dBm)	Over Limit (dB)	SPA Reading (dBm)	S.G. Power (dBm)	TX Cable loss (dB)	TX Antenna Gain (dBi)	Polarization (H/V)
LTE Band66 Lowest	3472	-59.03	-13	-46.03	-80.98	-65.88	5.65	12.50	H
	5208	-57.19	-13	-44.19	-81.41	-62.86	7.13	12.80	H
	6944	-55.66	-13	-42.66	-81.37	-59.06	8.40	11.80	H
	3472	-58.60	-13	-45.60	-80.35	-65.45	5.65	12.50	V
	5208	-56.74	-13	-43.74	-81.13	-62.41	7.13	12.80	V
	6944	-54.81	-13	-41.81	-81.25	-58.21	8.40	11.80	V
NR n25 Lowest	3700	-57.02	-13	-44.02	-80.02	-63.78	5.82	12.58	H
	5550	-57.07	-13	-44.07	-81.48	-62.79	7.28	13.00	H
	7400	-54.01	-13	-41.01	-80.82	-57.17	8.32	11.48	H
	3700	-54.81	-13	-41.81	-79.5	-61.57	5.82	12.58	V
	5550	-56.88	-13	-43.88	-81.72	-62.60	7.28	13.00	V
	7400	-54.79	-13	-41.79	-81.57	-57.95	8.32	11.48	V
LTE Band66 Middle	3472	-58.95	-13	-45.95	-80.90	-65.80	5.65	12.50	H
	5208	-56.79	-13	-43.79	-81.01	-62.46	7.13	12.80	H
	6944	-55.68	-13	-42.68	-81.39	-59.08	8.40	11.80	H
	3472	-58.33	-13	-45.33	-80.08	-65.18	5.65	12.50	V
	5208	-56.57	-13	-43.57	-80.96	-62.24	7.13	12.80	V
	6944	-54.32	-13	-41.32	-80.76	-57.72	8.40	11.80	V
NR n25 Middle	3726	-56.76	-13	-43.76	-79.20	-63.51	5.85	12.60	H
	5589	-56.87	-13	-43.87	-81.20	-62.67	7.30	13.10	H
	7452	-55.10	-13	-42.10	-81.65	-58.25	8.35	11.50	H
	3726	-54.53	-13	-41.53	-79.82	-61.28	5.85	12.60	V
	5589	-56.11	-13	-43.11	-81.14	-61.91	7.30	13.10	V
	7452	-55.02	-13	-42.02	-81.55	-58.17	8.35	11.50	V
LTE Band66 Highest	3472	-59.51	-13	-46.51	-81.46	-66.36	5.65	12.50	H
	5208	-57.23	-13	-44.23	-81.45	-62.90	7.13	12.80	H
	6944	-55.72	-13	-42.72	-81.43	-59.12	8.40	11.80	H
	3472	-58.83	-13	-45.83	-80.58	-65.68	5.65	12.50	V
	5208	-56.96	-13	-43.96	-81.35	-62.63	7.13	12.80	V
	6944	-55.13	-13	-42.13	-81.57	-58.53	8.40	11.80	V
NR n25 Highest	3750	-57.42	-13	-44.42	-79.76	-64.16	5.88	12.62	H
	5625	-57.02	-13	-44.02	-81.22	-62.83	7.32	13.13	H
	7500	-54.29	-13	-41.29	-80.69	-57.45	8.38	11.54	H
	3750	-54.46	-13	-41.46	-79.96	-61.20	5.88	12.62	V
	5625	-56.56	-13	-43.56	-81.26	-62.37	7.32	13.13	V
	7500	-55.22	-13	-42.22	-81.61	-58.38	8.38	11.54	V

Remark: Spurious emissions within 30-1000MHz were found more than 20dB below limit line.

SA n66 / NR 40MHz / QPSK / ANT7(NR)									
Channel	Frequency (MHz)	EIRP (dBm)	Limit (dBm)	Over Limit (dB)	SPA Reading (dBm)	S.G. Power (dBm)	TX Cable loss (dB)	TX Antenna Gain (dBi)	Polarization (H/V)
NR n66 Lowest	3420	-55.83	-13	-42.83	-76.41	-62.71	5.60	12.48	H
	5130	-46.22	-13	-33.22	-69.91	-51.90	7.10	12.78	H
	6840	-55.33	-13	-42.33	-80.94	-58.72	8.38	11.77	H
	3420	-56.27	-13	-43.27	-78.05	-63.15	5.60	12.48	V
	5130	-54.89	-13	-41.89	-79.32	-60.57	7.10	12.78	V
	6840	-53.36	-13	-40.36	-80.8	-56.75	8.38	11.77	V
NR n66 Middle	3452	-59.06	-13	-46.06	-80.21	-65.91	5.65	12.50	H
	5178	-47.06	-13	-34.06	-71.10	-52.73	7.13	12.80	H
	6904	-55.77	-13	-42.77	-81.44	-59.17	8.40	11.80	H
	3452	-58.44	-13	-45.44	-80.53	-65.29	5.65	12.50	V
	5178	-52.33	-13	-39.33	-76.76	-58.00	7.13	12.80	V
	6904	-54.32	-13	-41.32	-81.27	-57.72	8.40	11.80	V
NR n66 Highest	3480	-56.71	-13	-43.71	-78.44	-63.55	5.68	12.52	H
	5220	-44.02	-13	-31.02	-68.23	-49.69	7.15	12.82	H
	6960	-55.42	-13	-42.42	-81.17	-58.85	8.42	11.85	H
	3480	-57.11	-13	-44.11	-79.51	-63.95	5.68	12.52	V
	5220	-55.29	-13	-42.29	-79.67	-60.96	7.15	12.82	V
	6960	-54.51	-13	-41.51	-80.81	-57.94	8.42	11.85	V

Remark: Spurious emissions within 30-1000MHz were found more than 20dB below limit line.

EN-DC_48A_n66A / LTE 20MHz + NR 40MHz / QPSK / ANT7(LTE) & ANT5(NR)									
Channel	Frequency (MHz)	EIRP (dBm)	Limit (dBm)	Over Limit (dB)	SPA Reading (dBm)	S.G. Power (dBm)	TX Cable loss (dB)	TX Antenna Gain (dBi)	Polarization (H/V)
LTE Band48 Lowest	7231.50	-58.03	-40	-18.03	-66.00	-61.33	8.30	11.60	H
	10847.25	-54.94	-40	-14.94	-68.14	-56.46	10.48	12.00	H
	14463.00	-55.15	-40	-15.15	-69.56	-56.85	11.80	13.50	H
	7231.50	-56.49	-40	-16.49	-66.19	-59.79	8.30	11.60	V
	10847.25	-52.98	-40	-12.98	-67.8	-54.50	10.48	12.00	V
	14463.00	-55.86	-40	-15.86	-69.86	-57.56	11.80	13.50	V
NR n66 Lowest	3420	-55.97	-13	-42.97	-76.55	-62.85	5.60	12.48	H
	5130	-57.63	-13	-44.63	-81.32	-63.31	7.10	12.78	H
	6840	-59.12	-13	-46.12	-65.63	-62.51	8.38	11.77	H
	3420	-54.55	-13	-41.55	-76.33	-61.43	5.60	12.48	V
	5130	-55.31	-13	-42.31	-79.74	-60.99	7.10	12.78	V
	6840	-57.27	-13	-44.27	-65.61	-60.66	8.38	11.77	V
LTE Band48 Middle	7232.50	-58.09	-40	-18.09	-66.06	-61.39	8.30	11.60	H
	10847.25	-55.09	-40	-15.09	-68.29	-56.61	10.48	12.00	H
	14463.00	-55.56	-40	-15.56	-69.97	-57.26	11.80	13.50	H
	7232.50	-56.46	-40	-16.46	-66.16	-59.76	8.30	11.60	V
	10847.25	-53.37	-40	-13.37	-68.19	-54.89	10.48	12.00	V
	14463.00	-55.66	-40	-15.66	-69.66	-57.36	11.80	13.50	V
NR n66 Middle	3452	-54.32	-13	-41.32	-75.47	-61.17	5.65	12.50	H
	5178	-56.80	-13	-43.80	-80.84	-62.47	7.13	12.80	H
	6904	-59.67	-13	-46.67	-66.27	-63.07	8.40	11.80	H
	3452	-55.57	-13	-42.57	-77.66	-62.42	5.65	12.50	V
	5178	-56.11	-13	-43.11	-80.54	-61.78	7.13	12.80	V
	6904	-58.53	-13	-45.53	-66.41	-61.93	8.40	11.80	V
LTE Band48 Highest	7231.50	-57.87	-40	-17.87	-65.84	-61.17	8.30	11.60	H
	10847.25	-54.63	-40	-14.63	-67.83	-56.15	10.48	12.00	H
	14463.00	-55.30	-40	-15.30	-69.71	-57.00	11.80	13.50	H
	7231.50	-56.29	-40	-16.29	-65.99	-59.59	8.30	11.60	V
	10847.25	-53.03	-40	-13.03	-67.85	-54.55	10.48	12.00	V
	14463.00	-55.62	-40	-15.62	-69.62	-57.32	11.80	13.50	V
NR n66 Highest	3480	-56.16	-13	-43.16	-77.89	-63.00	5.68	12.52	H
	5220	-57.32	-13	-44.32	-81.53	-62.99	7.15	12.82	H
	6960	-59.19	-13	-46.19	-65.90	-62.62	8.42	11.85	H
	3480	-55.24	-13	-42.24	-77.64	-62.08	5.68	12.52	V
	5220	-56.50	-13	-43.50	-80.88	-62.17	7.15	12.82	V
	6960	-58.89	-13	-45.89	-66.15	-62.32	8.42	11.85	V

Remark: Spurious emissions within 30-1000MHz were found more than 20dB below limit line.

SA n71 / NR 20MHz / QPSK / ANT0(NR)									
Channel	Frequency (MHz)	ERP (dBm)	Limit (dBm)	Over Limit (dB)	SPA Reading (dBm)	S.G. Power (dBm)	TX Cable loss (dB)	TX Antenna Gain (dBi)	Polarization (H/V)
NR n71 Lowest	1327	-65.06	-13	-52.06	-75.56	-68.29	3.98	9.36	H
	1990.5	-61.75	-13	-48.75	-78.40	-65.30	4.85	10.55	H
	2654	-59.87	-13	-46.87	-79.09	-64.80	5.50	12.58	H
	1327	-63.54	-13	-50.54	-74.97	-66.77	3.98	9.36	V
	1990.5	-61.68	-13	-48.68	-78.28	-65.23	4.85	10.55	V
	2654	-59.46	-13	-46.46	-79.06	-64.39	5.50	12.58	V
NR n71 Middle	1342	-65.85	-13	-52.85	-76.34	-69.10	4.00	9.40	H
	2013	-61.94	-13	-48.94	-78.96	-65.51	4.88	10.60	H
	2684	-59.84	-13	-46.84	-79.02	-64.77	5.52	12.60	H
	1342	-64.24	-13	-51.24	-75.68	-67.49	4.00	9.40	V
	2013	-61.55	-13	-48.55	-78.46	-65.12	4.88	10.60	V
	2684	-59.09	-13	-46.09	-78.73	-64.02	5.52	12.60	V
NR n71 Highest	1357	-64.35	-13	-51.35	-74.94	-67.52	4.10	9.42	H
	2035.5	-61.06	-13	-48.06	-78.17	-64.64	4.90	10.63	H
	2714	-59.16	-13	-46.16	-78.29	-64.08	5.55	12.62	H
	1357	-62.31	-13	-49.31	-73.88	-65.48	4.10	9.42	V
	2035.5	-60.89	-13	-47.89	-77.87	-64.47	4.90	10.63	V
	2714	-58.66	-13	-45.66	-78.34	-63.58	5.55	12.62	V

Remark: Spurious emissions within 30-1000MHz were found more than 20dB below limit line.

EN-DC_7A_n71A / LTE 20MHz + NR 20MHz / QPSK / ANT4(LTE) & ANT0(NR)									
Channel	Frequency (MHz)	ERP/EIRP (dBm)	Limit (dBm)	Over Limit (dB)	SPA Reading (dBm)	S.G. Power (dBm)	TX Cable loss (dB)	TX Antenna Gain (dBi)	Polarization (H/V)
LTE Band7 Lowest	5052.18	-57.68	-25	-32.68	-80.78	-63.24	7.14	12.70	H
	7578.27	-55.53	-25	-30.53	-81.61	-58.83	8.30	11.60	H
	10104.36	-53.04	-25	-28.04	-83.24	-54.56	10.48	12.00	H
	5052.18	-56.58	-25	-31.58	-81.01	-62.14	7.14	12.70	V
	7578.27	-55.23	-25	-30.23	-81.31	-58.53	8.30	11.60	V
	10104.36	-51.61	-25	-26.61	-82.79	-53.13	10.48	12.00	V
NR n71 Lowest	1327	-66.10	-13	-53.10	-76.60	-69.33	3.98	9.36	H
	1990.5	-62.00	-13	-49.00	-78.65	-65.55	4.85	10.55	H
	2654	-60.16	-13	-47.16	-79.38	-65.09	5.50	12.58	H
	1327	-65.22	-13	-52.22	-76.65	-68.45	3.98	9.36	V
	1990.5	-62.40	-13	-49.40	-79.00	-65.95	4.85	10.55	V
	2654	-59.92	-13	-46.92	-79.52	-64.85	5.50	12.58	V
LTE Band7 Middle	5052.18	-57.82	-25	-32.82	-80.92	-63.38	7.14	12.70	H
	7578.27	-55.19	-25	-30.19	-81.27	-58.49	8.30	11.60	H
	10104.36	-52.74	-25	-27.74	-82.94	-54.26	10.48	12.00	H
	5052.18	-56.56	-25	-31.56	-80.99	-62.12	7.14	12.70	V
	7578.27	-55.33	-25	-30.33	-81.41	-58.63	8.30	11.60	V
	10104.36	-51.82	-25	-26.82	-83	-53.34	10.48	12.00	V
NR n71 Middle	1342	-66.44	-13	-53.44	-76.93	-69.69	4.00	9.40	H
	2013	-61.68	-13	-48.68	-78.70	-65.25	4.88	10.60	H
	2684	-60.31	-13	-47.31	-79.49	-65.24	5.52	12.60	H
	1342	-65.28	-13	-52.28	-76.72	-68.53	4.00	9.40	V
	2013	-62.03	-13	-49.03	-78.94	-65.60	4.88	10.60	V
	2684	-59.54	-13	-46.54	-79.18	-64.47	5.52	12.60	V
LTE Band7 Highest	5052.18	-57.78	-25	-32.78	-80.88	-63.34	7.14	12.70	H
	7578.27	-55.60	-25	-30.60	-81.68	-58.90	8.30	11.60	H
	10104.36	-52.71	-25	-27.71	-82.91	-54.23	10.48	12.00	H
	5052.18	-56.62	-25	-31.62	-81.05	-62.18	7.14	12.70	V
	7578.27	-55.54	-25	-30.54	-81.62	-58.84	8.30	11.60	V
	10104.36	-51.35	-25	-26.35	-82.53	-52.87	10.48	12.00	V
NR n71 Highest	1357	-66.29	-13	-53.29	-76.88	-69.46	4.10	9.42	H
	2035.5	-61.94	-13	-48.94	-79.05	-65.52	4.90	10.63	H
	2714	-60.14	-13	-47.14	-79.27	-65.06	5.55	12.62	H
	1357	-65.43	-13	-52.43	-77.00	-68.60	4.10	9.42	V
	2035.5	-61.73	-13	-48.73	-78.71	-65.31	4.90	10.63	V
	2714	-59.36	-13	-46.36	-79.04	-64.28	5.55	12.62	V

Remark: Spurious emissions within 30-1000MHz were found more than 20dB below limit line.