A.7 Field Strength of Spurious Radiation

GSM

1 GSM 850

1.1 GSM 850 Low Channel

RSE-H&H GSM 850 CH128

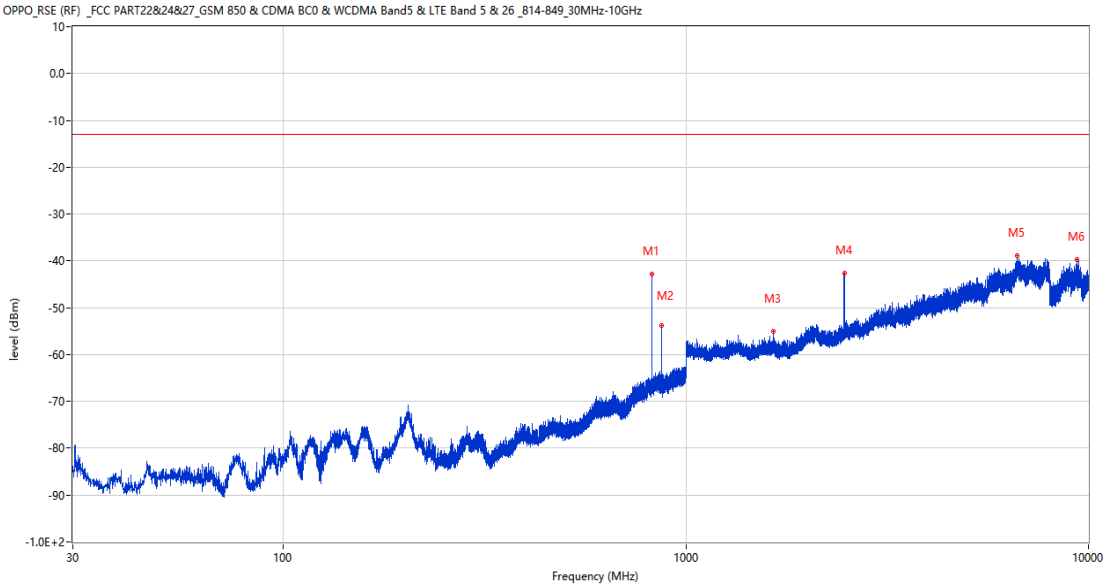

Frequency (MHz)	Result (dBm)	Factor (dB)	PK Limit (dBm)	Over Limit (dB)	Table (o)	ANT	EUT	Verdict
824.284	-42.80	4.28	-13.0	-29.80	19.00	Horizontal	Horizontal	N/A
869.147	-53.73	4.19	-13.0	-40.73	200.00	Horizontal	Horizontal	N/A
1649.100	-55.04	-4.16	-13.0	-42.04	360.00	Horizontal	Horizontal	Pass
2473.600	-42.59	-0.31	-13.0	-29.59	213.00	Horizontal	Horizontal	Pass
6659.000	-38.88	14.82	-13.0	-25.88	225.00	Horizontal	Horizontal	Pass
9357.000	-39.80	14.61	-13.0	-26.80	3.00	Horizontal	Horizontal	Pass

RSE-H&V GSM 850 CH128

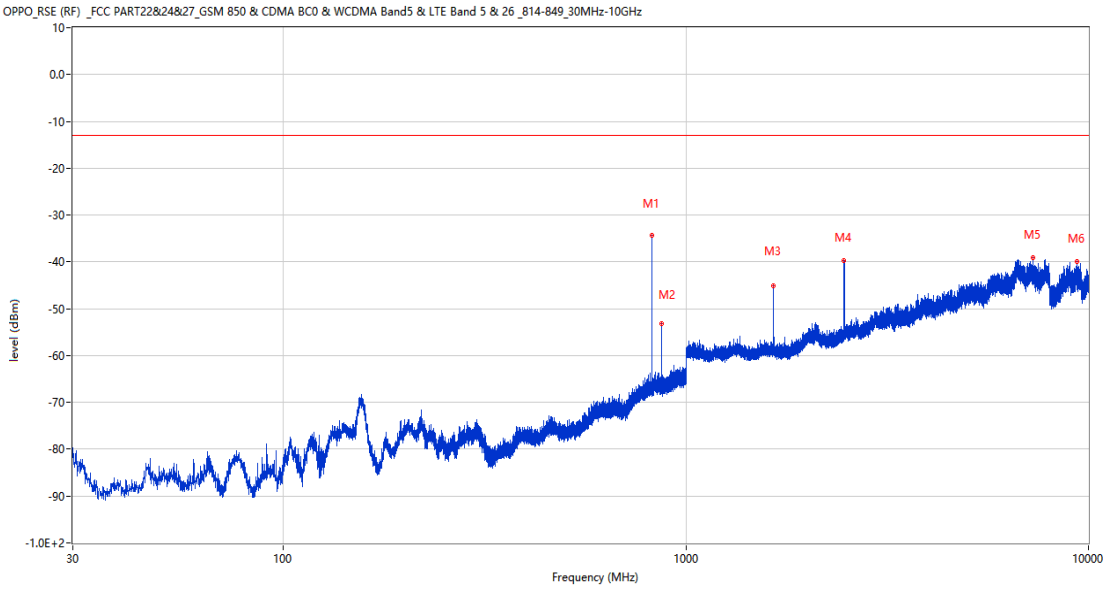

Frequency (MHz)	Result (dBm)	Factor (dB)	PK Limit (dBm)	Over Limit (dB)	Table (o)	ANT	EUT	Verdict
824.236	-34.43	4.28	-13.0	-21.43	0.00	Horizontal	Vertical	N/A
869.147	-53.23	4.19	-13.0	-40.23	198.00	Horizontal	Vertical	N/A
1649.000	-45.15	-4.16	-13.0	-32.15	0.00	Horizontal	Vertical	Pass
2473.200	-39.79	-0.33	-13.0	-26.79	289.00	Horizontal	Vertical	Pass
7274.750	-39.17	14.44	-13.0	-26.17	78.00	Horizontal	Vertical	Pass
9352.300	-39.87	14.74	-13.0	-26.87	208.00	Horizontal	Vertical	Pass

RSE-V&V GSM 850 CH128

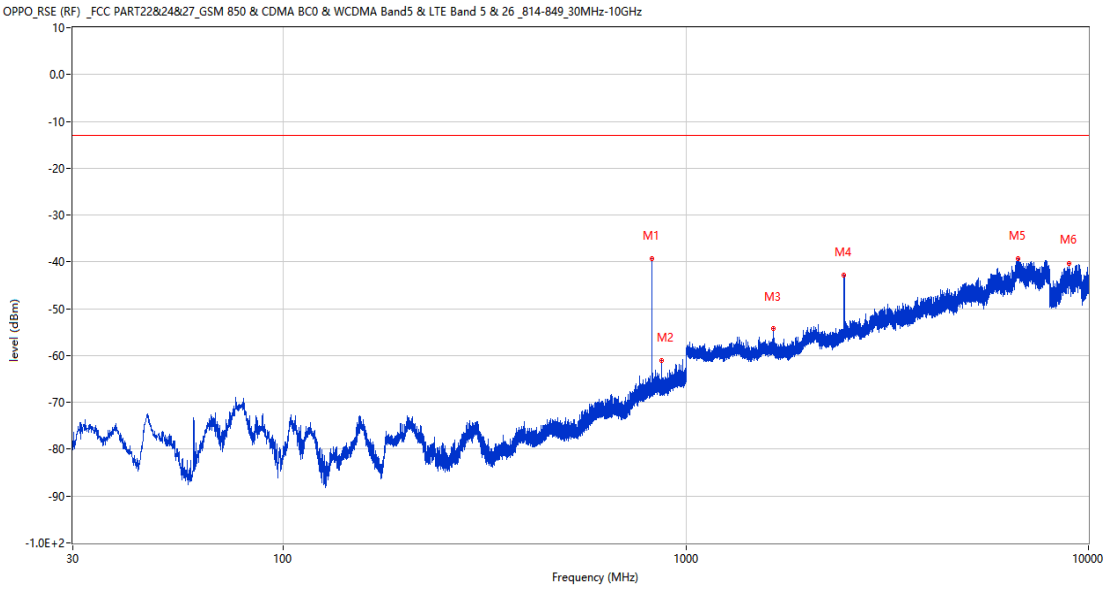

Frequency (MHz)	Result (dBm)	Factor (dB)	PK Limit (dBm)	Over Limit (dB)	Table (o)	ANT	EUT	Verdict
824.284	-39.39	4.28	-13.0	-26.39	8.00	Vertical	Vertical	N/A
869.244	-61.12	4.20	-13.0	-48.12	355.00	Vertical	Vertical	N/A
1648.800	-54.19	-4.15	-13.0	-41.19	200.00	Vertical	Vertical	Pass
2473.400	-42.87	-0.32	-13.0	-29.87	182.00	Vertical	Vertical	Pass
6680.250	-39.28	14.53	-13.0	-26.28	360.00	Vertical	Vertical	Pass
8945.500	-40.39	13.60	-13.0	-27.39	0.00	Vertical	Vertical	Pass

RSE-V&H GSM 850 CH128

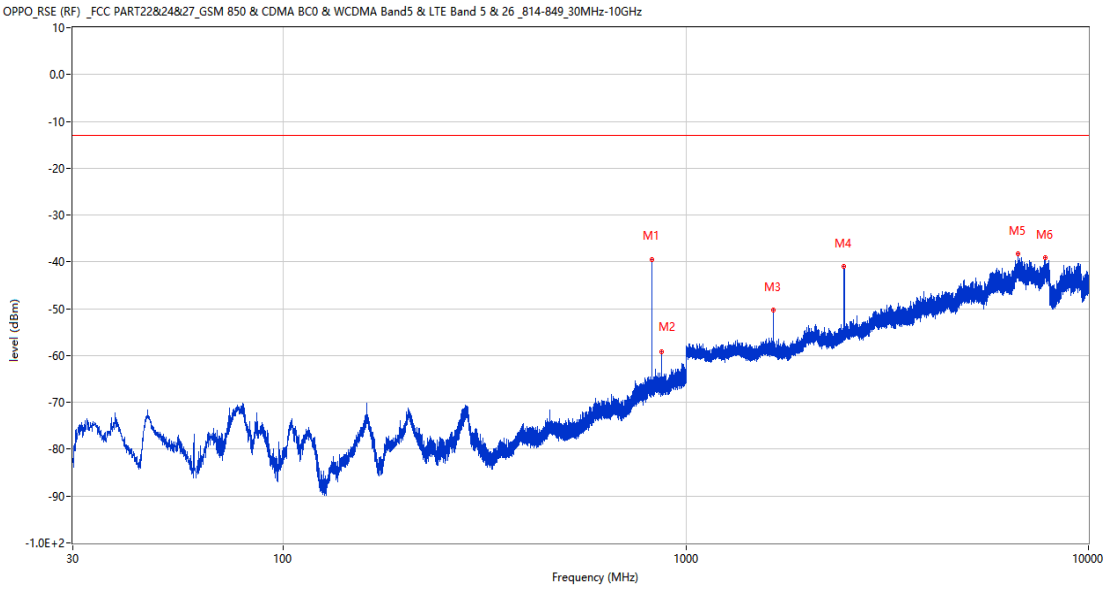

Frequency (MHz)	Result (dBm)	Factor (dB)	PK Limit (dBm)	Over Limit (dB)	Table (o)	ANT	EUT	Verdict
824.188	-39.57	4.28	-13.0	-26.57	44.00	Vertical	Horizontal	N/A
869.147	-59.28	4.19	-13.0	-46.28	263.00	Vertical	Horizontal	N/A
1649.300	-50.30	-4.14	-13.0	-37.30	82.00	Vertical	Horizontal	Pass
2473.200	-40.88	-0.33	-13.0	-27.88	226.00	Vertical	Horizontal	Pass
6669.750	-38.32	14.62	-13.0	-25.32	92.00	Vertical	Horizontal	Pass
7806.750	-39.12	16.09	-13.0	-26.12	171.00	Vertical	Horizontal	Pass

1.2 GSM 850 Middle Channel

RSE-H&H GSM 850 CH190

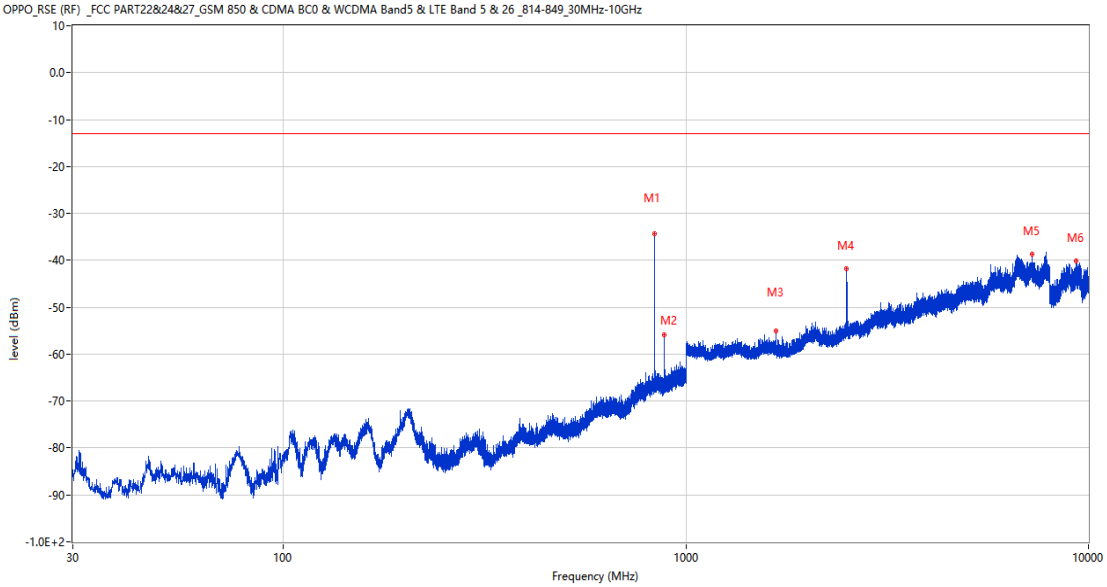

Frequency (MHz)	Result (dBm)	Factor (dB)	PK Limit (dBm)	Over Limit (dB)	Table (o)	ANT	EUT	Verdict
836.604	-34.41	4.78	-13.0	-21.41	11.00	Horizontal	Horizontal	N/A
881.514	-55.87	4.17	-13.0	-42.87	196.00	Horizontal	Horizontal	N/A
1674.000	-55.11	-4.51	-13.0	-42.11	146.00	Horizontal	Horizontal	Pass
2510.300	-41.80	0.55	-13.0	-28.80	8.00	Horizontal	Horizontal	Pass
7263.750	-38.68	14.34	-13.0	-25.68	28.00	Horizontal	Horizontal	Pass
9305.900	-40.23	15.28	-13.0	-27.23	3.00	Horizontal	Horizontal	Pass

RSE-H&V GSM 850 CH190

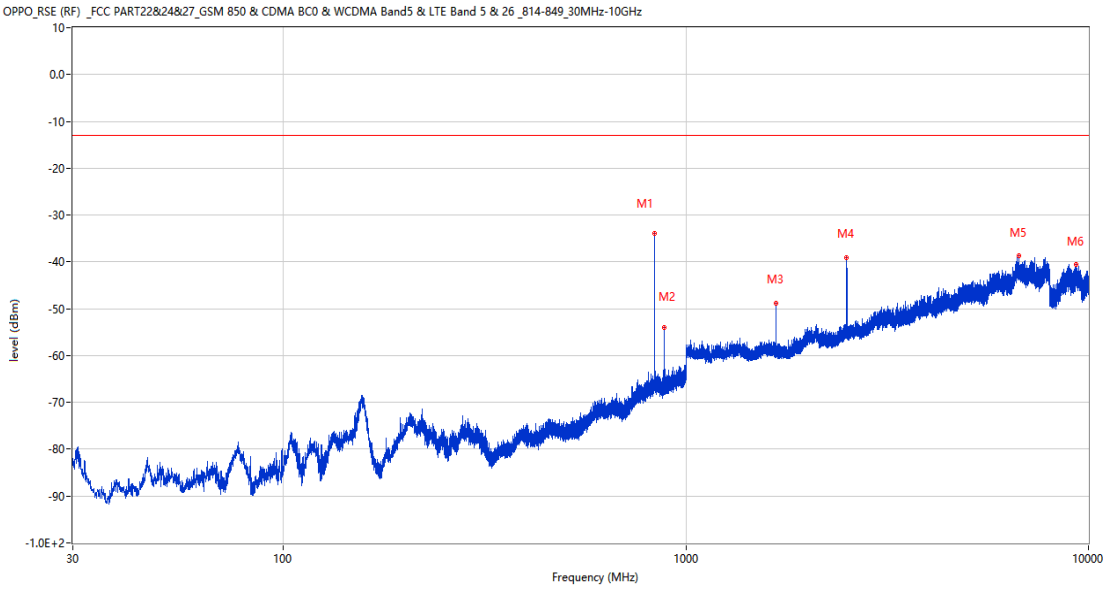

Frequency (MHz)	Result (dBm)	Factor (dB)	PK Limit (dBm)	Over Limit (dB)	Table (o)	ANT	EUT	Verdict
836.652	-33.83	4.78	-13.0	-20.83	333.00	Horizontal	Vertical	N/A
881.660	-53.93	4.17	-13.0	-40.93	164.00	Horizontal	Vertical	N/A
1673.800	-48.76	-4.49	-13.0	-35.76	321.00	Horizontal	Vertical	Pass
2510.500	-39.03	0.59	-13.0	-26.03	334.00	Horizontal	Vertical	Pass
6704.750	-38.77	15.53	-13.0	-25.77	312.00	Horizontal	Vertical	Pass
9315.900	-40.61	15.17	-13.0	-27.61	345.00	Horizontal	Vertical	Pass

RSE-V&V GSM 850 CH190

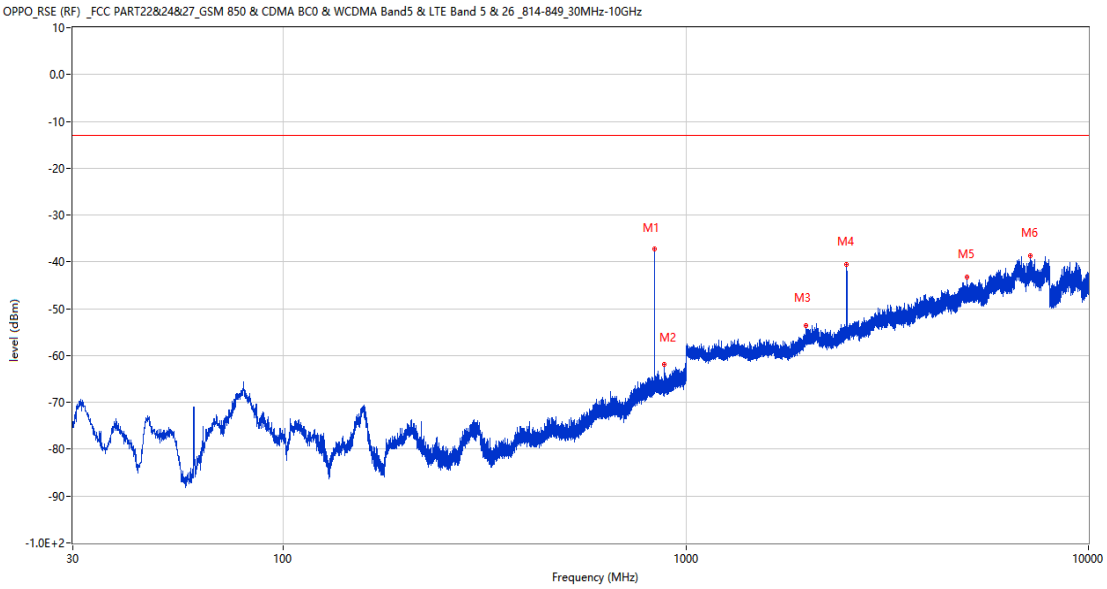

Frequency (MHz)	Result (dBm)	Factor (dB)	PK Limit (dBm)	Over Limit (dB)	Table (o)	ANT	EUT	Verdict
836.555	-37.29	4.77	-13.0	-24.29	28.00	Vertical	Vertical	N/A
881.514	-61.92	4.17	-13.0	-48.92	213.00	Vertical	Vertical	N/A
1982.700	-53.57	-2.13	-13.0	-40.57	179.00	Vertical	Vertical	Pass
2510.300	-40.56	0.55	-13.0	-27.56	136.00	Vertical	Vertical	Pass
4988.750	-43.25	10.88	-13.0	-30.25	142.00	Vertical	Vertical	Pass
7173.000	-38.61	14.41	-13.0	-25.61	257.00	Vertical	Vertical	Pass

RSE-V&H GSM 850 CH190

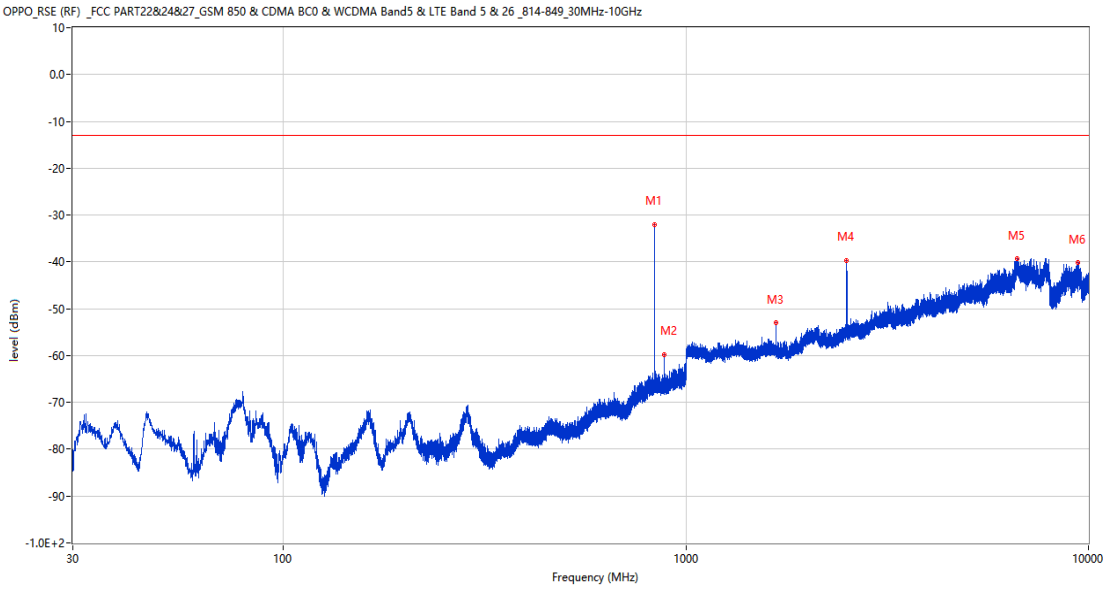

Frequency (MHz)	Result (dBm)	Factor (dB)	PK Limit (dBm)	Over Limit (dB)	Table (o)	ANT	EUT	Verdict
836.604	-31.96	4.78	-13.0	-18.96	48.00	Vertical	Horizontal	N/A
881.660	-59.87	4.17	-13.0	-46.87	273.00	Vertical	Horizontal	N/A
1674.000	-52.99	-4.51	-13.0	-39.99	265.00	Vertical	Horizontal	Pass
2510.800	-39.72	0.64	-13.0	-26.72	253.00	Vertical	Horizontal	Pass
6642.250	-39.27	15.08	-13.0	-26.27	117.00	Vertical	Horizontal	Pass
9433.201	-40.22	13.96	-13.0	-27.22	80.00	Vertical	Horizontal	Pass

1.3 GSM 850 High Channel

RSE-H&H GSM 850 CH251

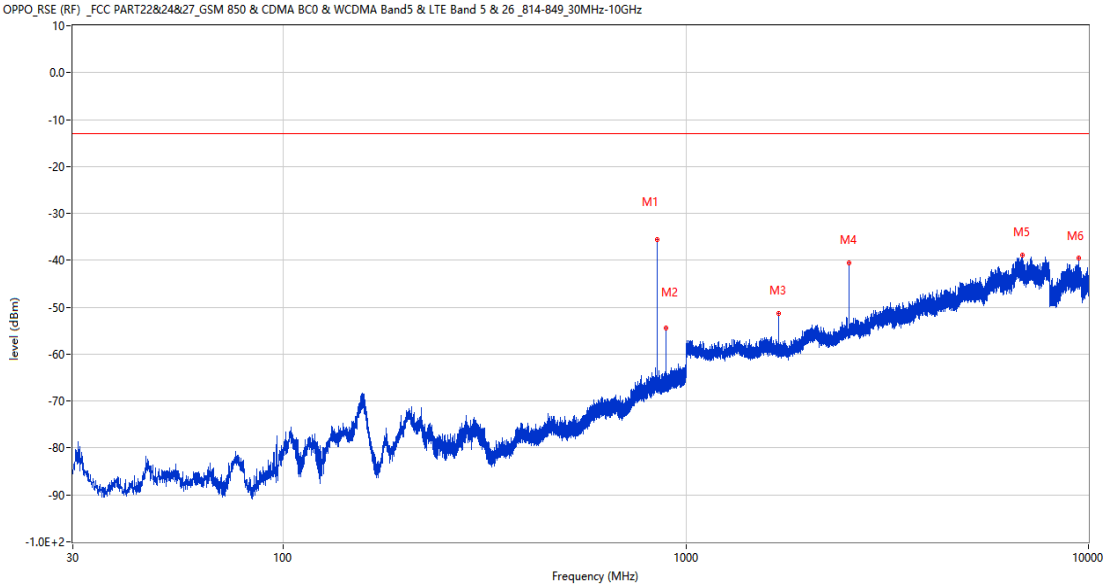

Frequency (MHz)	Result (dBm)	Factor (dB)	PK Limit (dBm)	Over Limit (dB)	Table (o)	ANT	EUT	Verdict
848.874	-35.65	4.87	-13.0	-22.65	102.00	Horizontal	Horizontal	N/A
893.833	-54.33	4.56	-13.0	-41.33	181.00	Horizontal	Horizontal	N/A
1698.300	-51.40	-4.47	-13.0	-38.40	334.00	Horizontal	Horizontal	Pass
2546.900	-40.64	0.43	-13.0	-27.64	334.00	Horizontal	Horizontal	Pass
6856.250	-38.79	14.14	-13.0	-25.79	157.00	Horizontal	Horizontal	Pass
9455.400	-39.54	14.05	-13.0	-26.54	243.00	Horizontal	Horizontal	Pass

RSE-H&V GSM 850 CH251

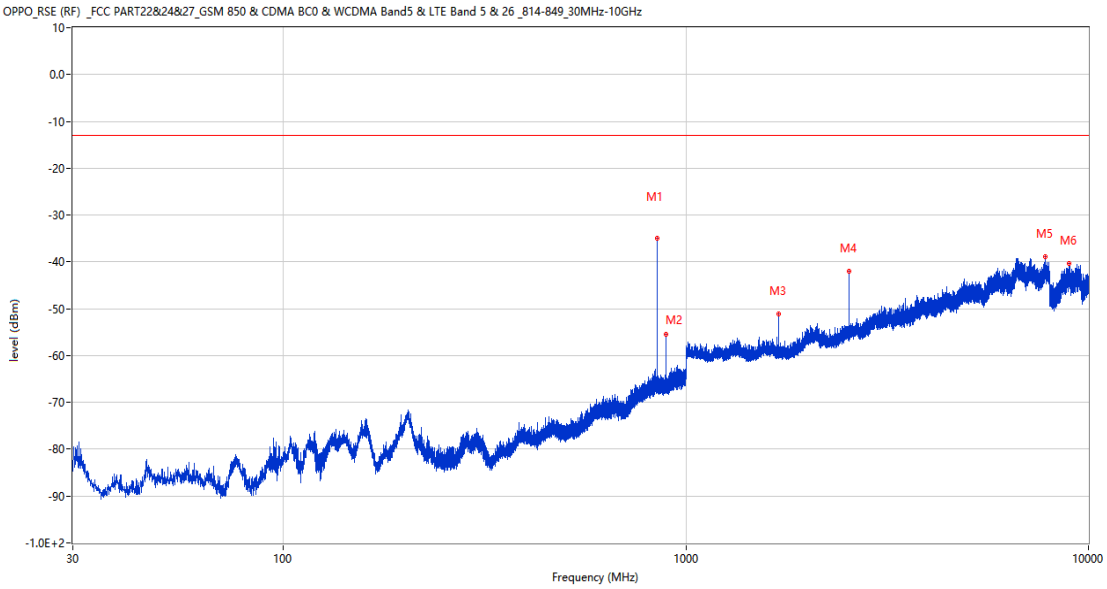

Frequency (MHz)	Result (dBm)	Factor (dB)	PK Limit (dBm)	Over Limit (dB)	Table (o)	ANT	EUT	Verdict
848.825	-35.04	4.87	-13.0	-22.04	7.00	Horizontal	Vertical	N/A
893.833	-55.50	4.56	-13.0	-42.50	198.00	Horizontal	Vertical	N/A
1698.600	-51.16	-4.45	-13.0	-38.16	155.00	Horizontal	Vertical	Pass
2546.900	-42.03	0.43	-13.0	-29.03	208.00	Horizontal	Vertical	Pass
7812.750	-38.87	16.30	-13.0	-25.87	137.00	Horizontal	Vertical	Pass
8944.201	-40.27	13.61	-13.0	-27.27	3.00	Horizontal	Vertical	Pass

RSE-V&V GSM 850 CH251

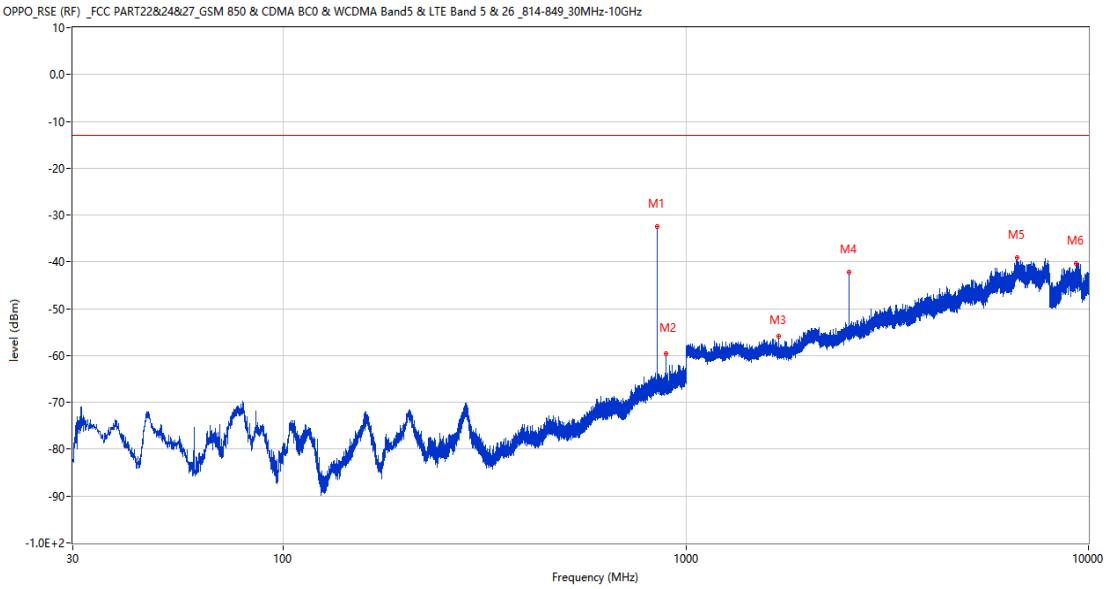

Frequency (MHz)	Result (dBm)	Factor (dB)	PK Limit (dBm)	Over Limit (dB)	Table (o)	ANT	EUT	Verdict
848.874	-32.53	4.87	-13.0	-19.53	48.00	Vertical	Vertical	N/A
893.833	-59.64	4.56	-13.0	-46.64	75.00	Vertical	Vertical	N/A
1698.400	-55.93	-4.46	-13.0	-42.93	306.00	Vertical	Vertical	Pass
2546.900	-42.20	0.43	-13.0	-29.20	259.00	Vertical	Vertical	Pass
6639.000	-39.08	15.04	-13.0	-26.08	185.00	Vertical	Vertical	Pass
9302.500	-40.37	15.31	-13.0	-27.37	339.00	Vertical	Vertical	Pass

RSE-V&H GSM 850 CH251

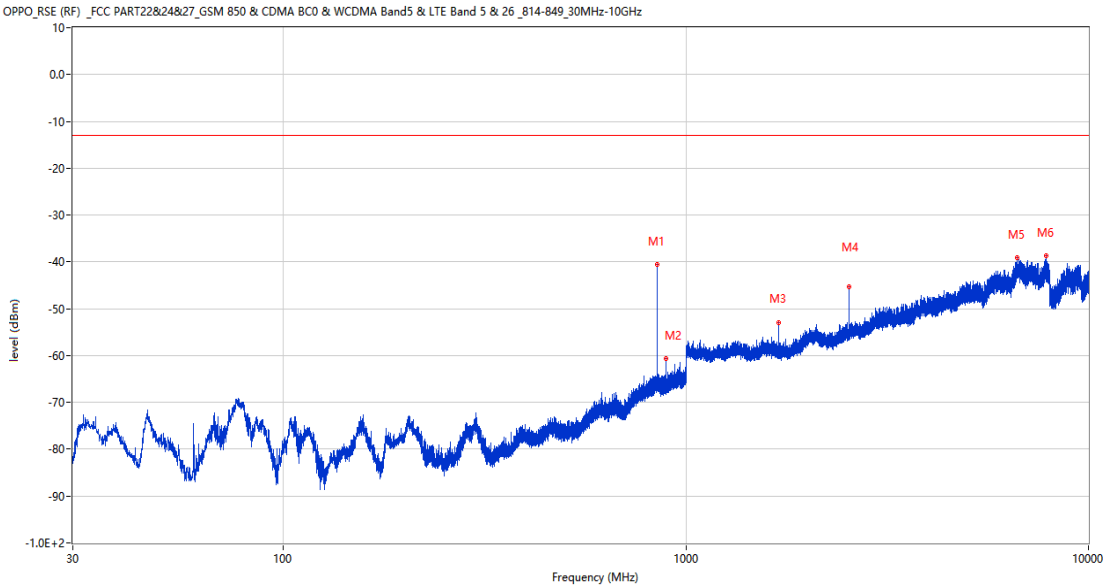

Frequency (MHz)	Result (dBm)	Factor (dB)	PK Limit (dBm)	Over Limit (dB)	Table (o)	ANT	EUT	Verdict
848.825	-40.59	4.87	-13.0	-27.59	2.00	Vertical	Horizontal	N/A
893.833	-60.74	4.56	-13.0	-47.74	257.00	Vertical	Horizontal	N/A
1698.600	-52.88	-4.45	-13.0	-39.88	221.00	Vertical	Horizontal	Pass
2547.100	-45.31	0.36	-13.0	-32.31	130.00	Vertical	Horizontal	Pass
6651.250	-39.14	15.06	-13.0	-26.14	319.00	Vertical	Horizontal	Pass
7867.750	-38.77	14.75	-13.0	-25.77	265.00	Vertical	Horizontal	Pass

2 GSM 1900

2.1 GSM 1900 Low Channel

RSE-H&H GSM 1900 CH512

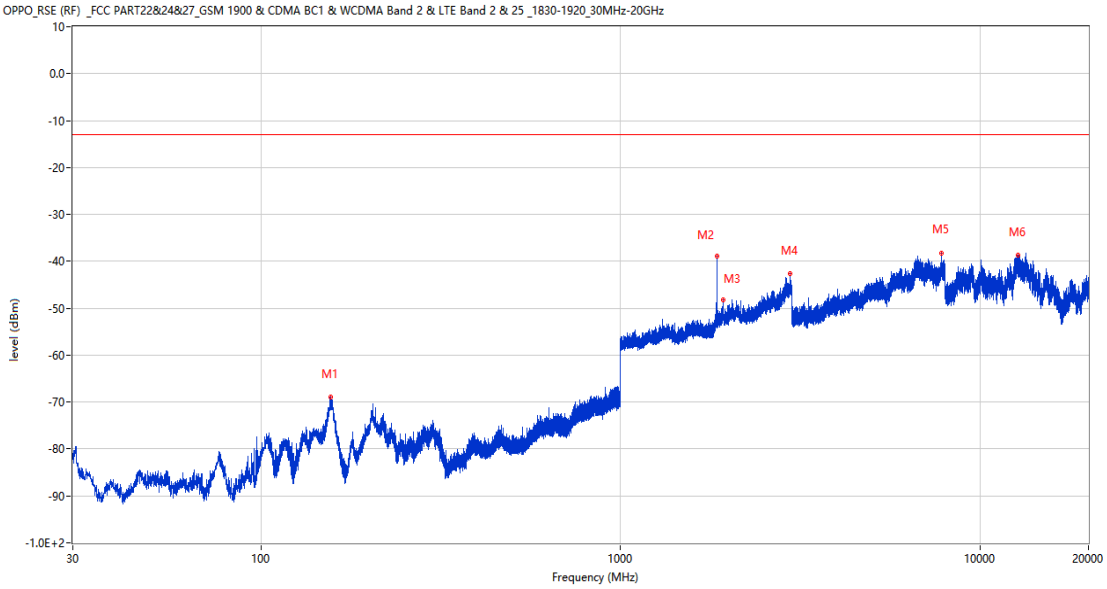

Frequency (MHz)	Result (dBm)	Factor (dB)	PK Limit (dBm)	Over Limit (dB)	Table (o)	ANT	EUT	Verdict
155.954	-69.01	-20.59	-13.0	-56.01	268.00	Horizontal	Horizontal	Pass
1851.000	-38.91	2.45	-13.0	-25.91	317.00	Horizontal	Horizontal	N/A
1931.000	-48.14	3.33	-13.0	-35.14	300.00	Horizontal	Horizontal	N/A
2961.000	-42.70	11.66	-13.0	-29.70	177.00	Horizontal	Horizontal	Pass
7816.250	-38.34	16.32	-13.0	-25.34	360.00	Horizontal	Horizontal	Pass
12717.225	-38.74	16.35	-13.0	-25.74	76.00	Horizontal	Horizontal	Pass

RSE-H&V GSM 1900 CH512

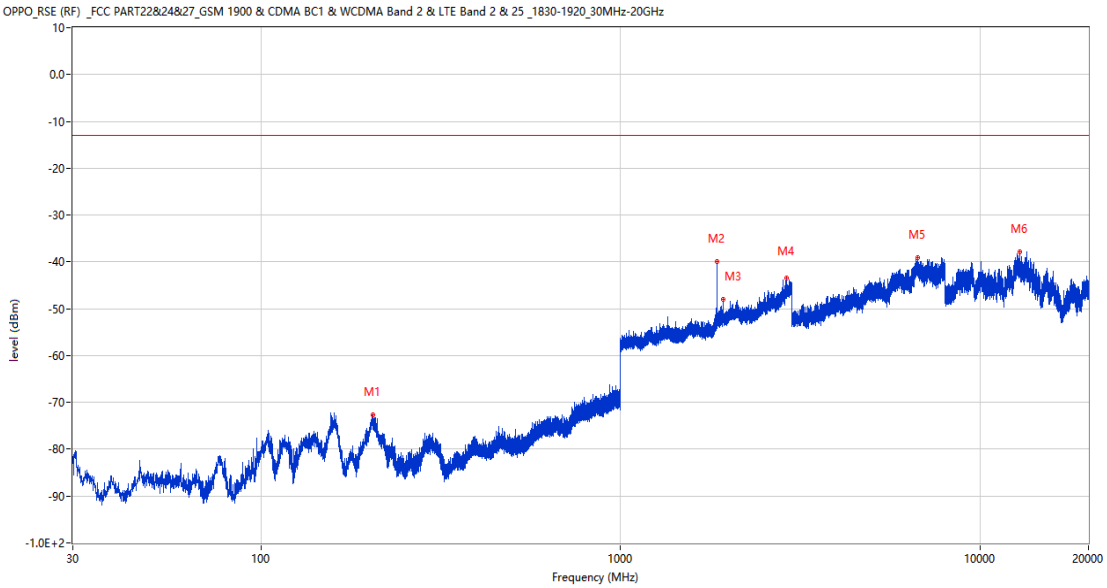

Frequency (MHz)	Result (dBm)	Factor (dB)	PK Limit (dBm)	Over Limit (dB)	Table (o)	ANT	EUT	Verdict
204.600	-72.67	-15.40	-13.0	-59.67	299.00	Horizontal	Vertical	Pass
1850.900	-39.96	2.44	-13.0	-26.96	159.00	Horizontal	Vertical	N/A
1931.000	-47.98	3.33	-13.0	-34.98	306.00	Horizontal	Vertical	N/A
2890.400	-43.54	12.05	-13.0	-30.54	54.00	Horizontal	Vertical	Pass
6709.000	-39.06	15.63	-13.0	-26.06	148.00	Horizontal	Vertical	Pass
12886.300	-37.81	16.37	-13.0	-24.81	118.00	Horizontal	Vertical	Pass

RSE-V&V GSM 1900 CH512

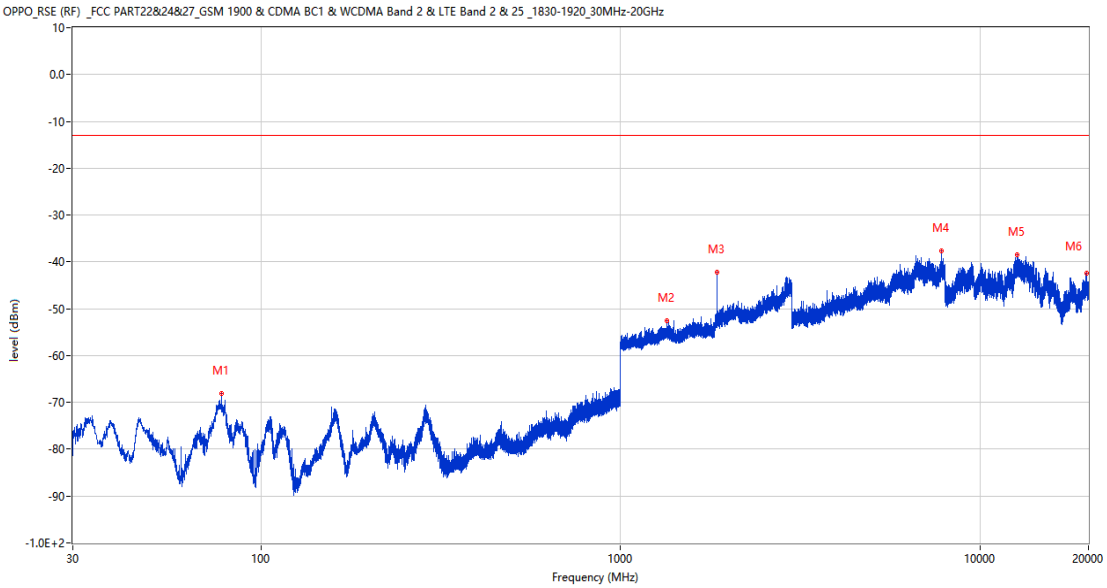

Frequency (MHz)	Result (dBm)	Factor (dB)	PK Limit (dBm)	Over Limit (dB)	Table (o)	ANT	EUT	Verdict
77.724	-68.10	-21.16	-13.0	-55.10	330.00	Vertical	Vertical	Pass
1343.400	-52.63	-0.25	-13.0	-39.63	177.00	Vertical	Vertical	Pass
1851.000	-42.30	2.45	-13.0	-29.30	212.00	Vertical	Vertical	N/A
7810.750	-37.70	16.29	-13.0	-24.70	189.00	Vertical	Vertical	Pass
12700.125	-38.48	16.54	-13.0	-25.48	144.00	Vertical	Vertical	Pass
19786.125	-42.34	10.86	-13.0	-29.34	360.00	Vertical	Vertical	Pass

RSE-V&H GSM 1900 CH512

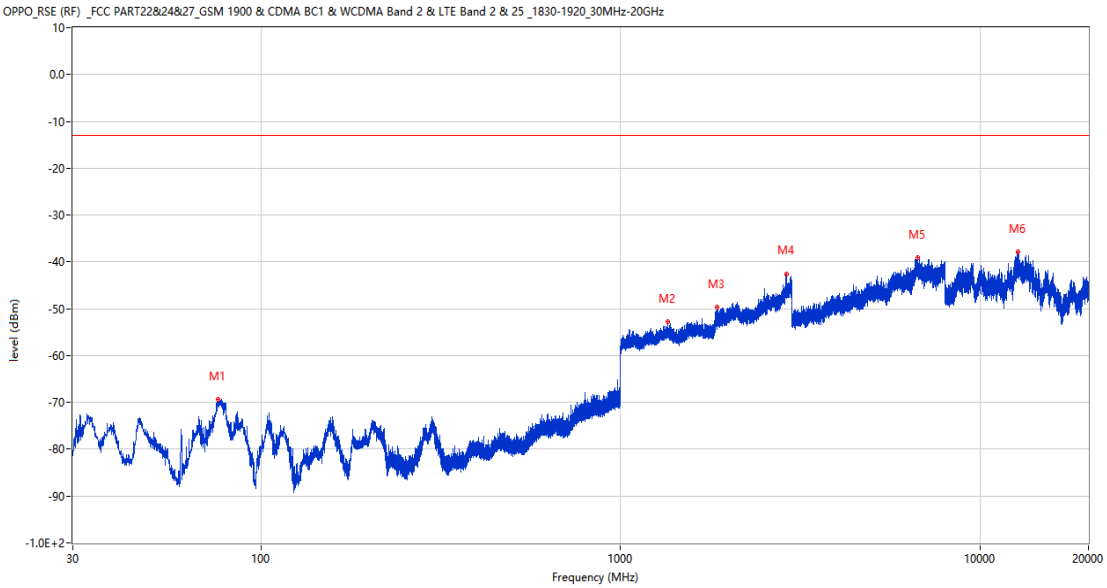

Frequency (MHz)	Result (dBm)	Factor (dB)	PK Limit (dBm)	Over Limit (dB)	Table (o)	ANT	EUT	Verdict
76.026	-69.33	-21.26	-13.0	-56.33	310.00	Vertical	Horizontal	Pass
1349.600	-52.81	-0.22	-13.0	-39.81	358.00	Vertical	Horizontal	Pass
1850.900	-49.62	2.44	-13.0	-36.62	342.00	Vertical	Horizontal	Pass
2888.400	-42.63	11.70	-13.0	-29.63	350.00	Vertical	Horizontal	Pass
6703.000	-39.10	15.54	-13.0	-26.10	97.00	Vertical	Horizontal	Pass
12709.387	-37.80	16.44	-13.0	-24.80	3.00	Vertical	Horizontal	Pass

2.2 GSM 1900 Middle Channel

RSE-H&H GSM 1900 CH661

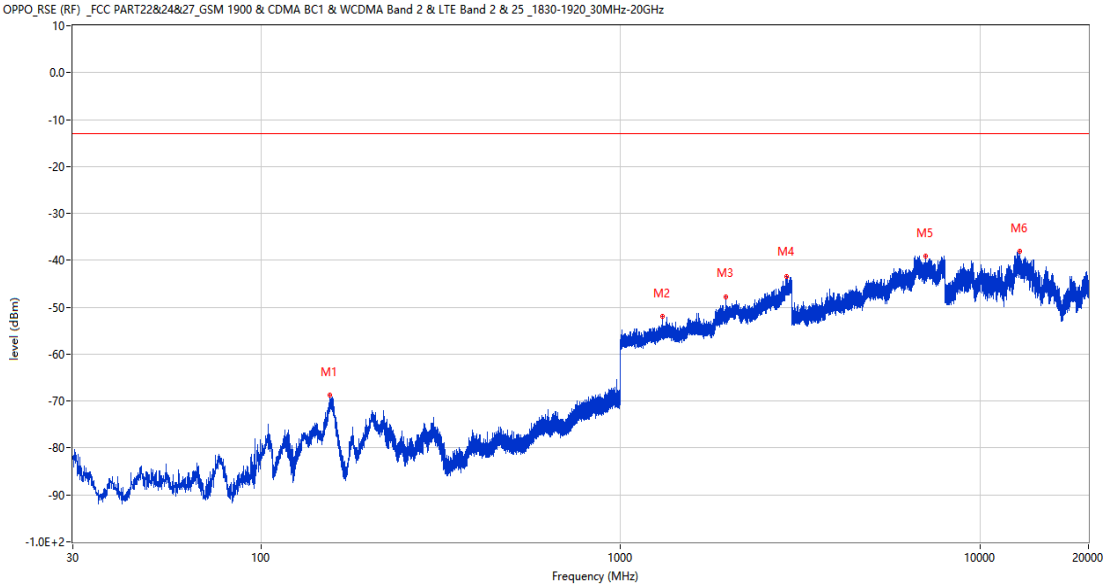

Frequency (MHz)	Result (dBm)	Factor (dB)	PK Limit (dBm)	Over Limit (dB)	Table (o)	ANT	EUT	Verdict
155.421	-68.81	-20.76	-13.0	-55.81	254.00	Horizontal	Horizontal	Pass
1309.100	-52.04	-0.28	-13.0	-39.04	201.00	Horizontal	Horizontal	Pass
1961.000	-47.84	2.81	-13.0	-34.84	16.00	Horizontal	Horizontal	N/A
2887.900	-43.42	11.72	-13.0	-30.42	324.00	Horizontal	Horizontal	Pass
7048.500	-39.00	13.99	-13.0	-26.00	360.00	Horizontal	Horizontal	Pass
12877.237	-37.97	16.11	-13.0	-24.97	1.00	Horizontal	Horizontal	Pass

RSE-H&V GSM 1900 CH661

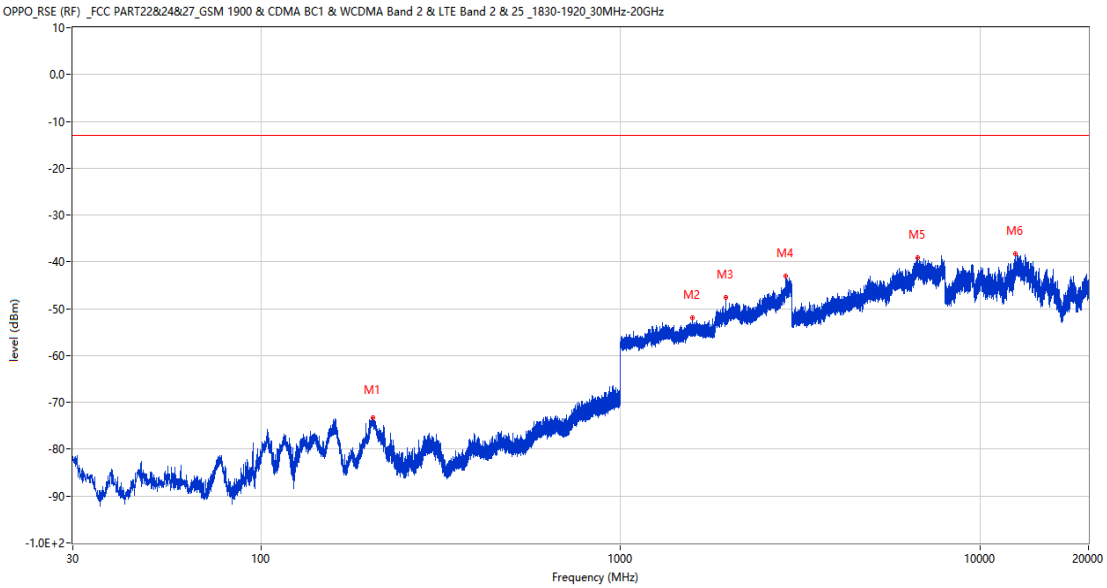

Frequency (MHz)	Result (dBm)	Factor (dB)	PK Limit (dBm)	Over Limit (dB)	Table (o)	ANT	EUT	Verdict
205.036	-73.24	-16.06	-13.0	-60.24	294.00	Horizontal	Vertical	Pass
1580.200	-52.01	0.32	-13.0	-39.01	199.00	Horizontal	Vertical	Pass
1960.500	-47.63	2.80	-13.0	-34.63	199.00	Horizontal	Vertical	N/A
2886.500	-43.00	11.41	-13.0	-30.00	352.00	Horizontal	Vertical	Pass
6685.250	-39.08	14.56	-13.0	-26.08	343.00	Horizontal	Vertical	Pass
12499.912	-38.27	15.66	-13.0	-25.27	138.00	Horizontal	Vertical	Pass

RSE-V&V GSM 1900 CH661

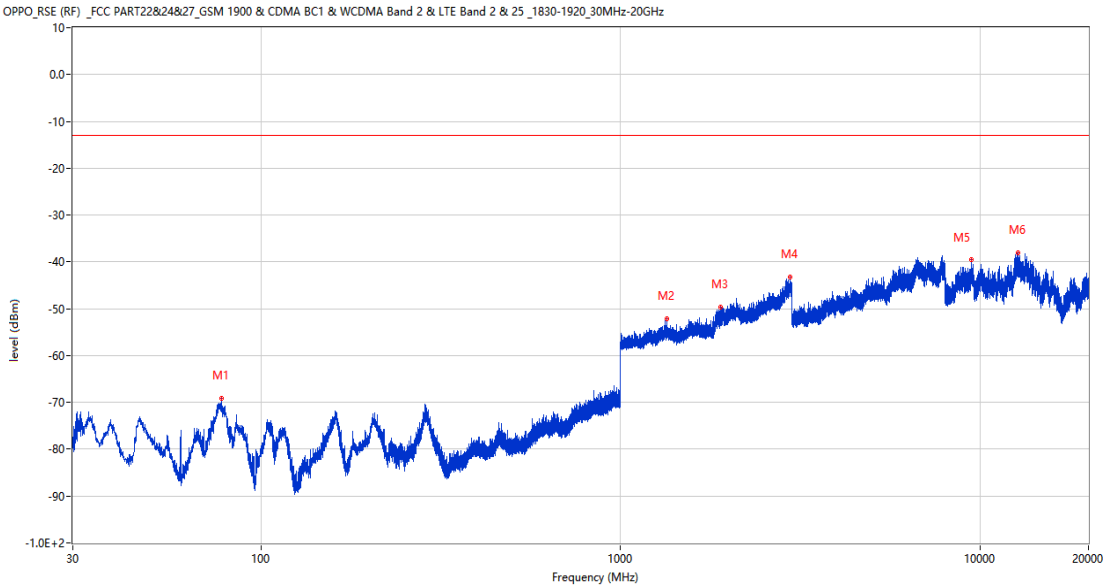

Frequency (MHz)	Result (dBm)	Factor (dB)	PK Limit (dBm)	Over Limit (dB)	Table (o)	ANT	EUT	Verdict
77.675	-69.07	-21.16	-13.0	-56.07	312.00	Vertical	Vertical	Pass
1345.200	-52.23	-0.18	-13.0	-39.23	274.00	Vertical	Vertical	Pass
1901.800	-49.61	3.06	-13.0	-36.61	308.00	Vertical	Vertical	Pass
2961.100	-43.34	11.67	-13.0	-30.34	103.00	Vertical	Vertical	Pass
9456.825	-39.61	14.01	-13.0	-26.61	222.00	Vertical	Vertical	Pass
12712.237	-38.01	16.41	-13.0	-25.01	128.00	Vertical	Vertical	Pass

RSE-V&H GSM 1900 CH661

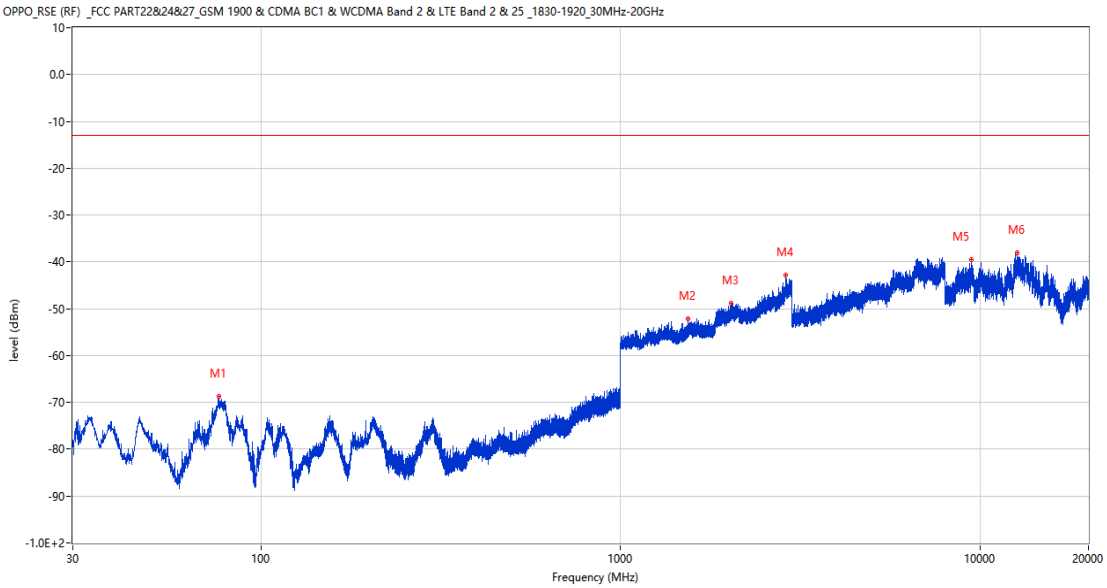

Frequency (MHz)	Result (dBm)	Factor (dB)	PK Limit (dBm)	Over Limit (dB)	Table (o)	ANT	EUT	Verdict
76.317	-68.70	-21.26	-13.0	-55.70	324.00	Vertical	Horizontal	Pass
1543.700	-52.24	0.19	-13.0	-39.24	265.00	Vertical	Horizontal	Pass
2033.800	-48.93	3.69	-13.0	-35.93	1.00	Vertical	Horizontal	Pass
2886.000	-42.92	11.24	-13.0	-29.92	300.00	Vertical	Horizontal	Pass
9448.750	-39.43	14.20	-13.0	-26.43	121.00	Vertical	Horizontal	Pass
12667.112	-38.04	15.97	-13.0	-25.04	20.00	Vertical	Horizontal	Pass

2.3 GSM 1900 High Channel

RSE-H&H GSM 1900 CH810

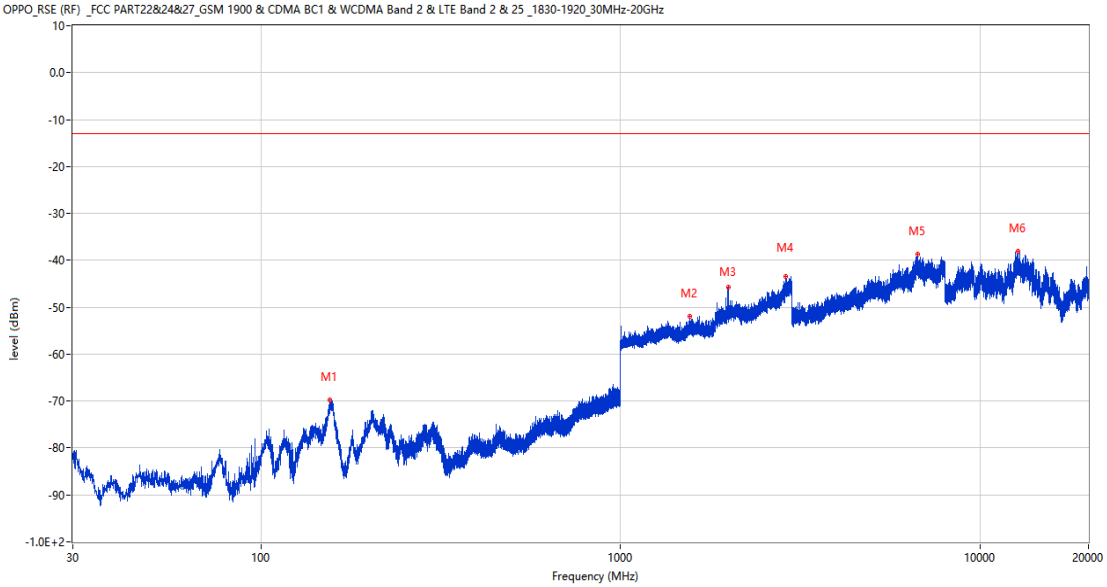

Frequency (MHz)	Result (dBm)	Factor (dB)	PK Limit (dBm)	Over Limit (dB)	Table (o)	ANT	EUT	Verdict
155.760	-69.68	-20.66	-13.0	-56.68	288.00	Horizontal	Horizontal	Pass
1558.400	-52.03	0.13	-13.0	-39.03	316.00	Horizontal	Horizontal	Pass
1990.500	-45.76	2.96	-13.0	-32.76	174.00	Horizontal	Horizontal	N/A
2886.700	-43.50	11.47	-13.0	-30.50	156.00	Horizontal	Horizontal	Pass
6696.250	-38.71	15.12	-13.0	-25.71	296.00	Horizontal	Horizontal	Pass
12715.563	-38.10	16.37	-13.0	-25.10	196.00	Horizontal	Horizontal	Pass

RSE-H&V GSM 1900 CH810

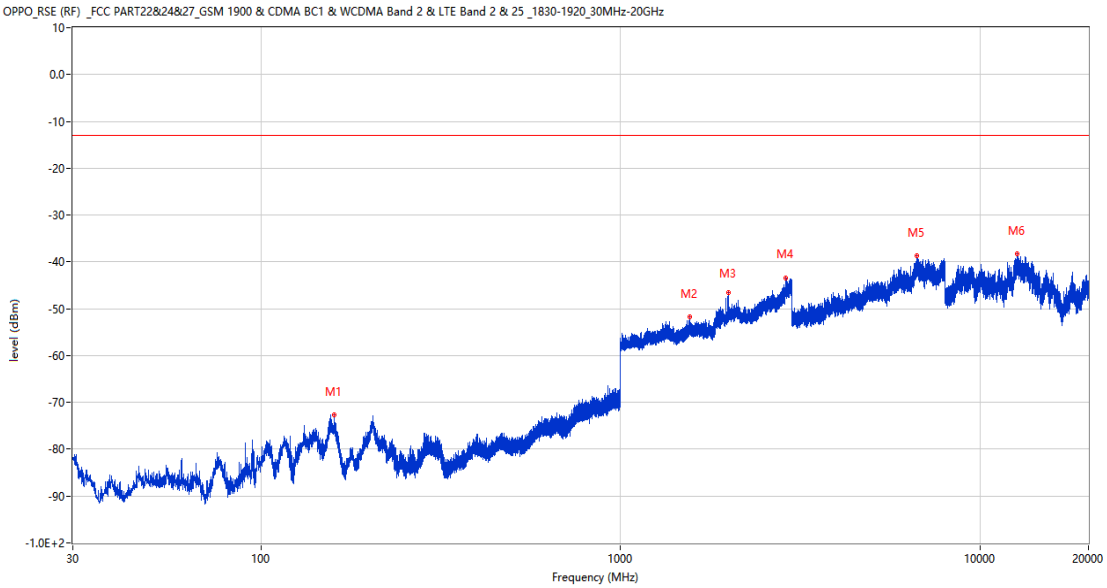

Frequency (MHz)	Result (dBm)	Factor (dB)	PK Limit (dBm)	Over Limit (dB)	Table (o)	ANT	EUT	Verdict
159.980	-72.65	-19.46	-13.0	-59.65	174.00	Horizontal	Vertical	Pass
1560.700	-51.71	0.26	-13.0	-38.71	168.00	Horizontal	Vertical	Pass
1990.700	-46.59	2.95	-13.0	-33.59	203.00	Horizontal	Vertical	N/A
2885.600	-43.54	11.16	-13.0	-30.54	1.00	Horizontal	Vertical	Pass
6683.500	-38.69	14.62	-13.0	-25.69	287.00	Horizontal	Vertical	Pass
12700.125	-38.33	16.54	-13.0	-25.33	291.00	Horizontal	Vertical	Pass

RSE-V&V GSM 1900 CH810

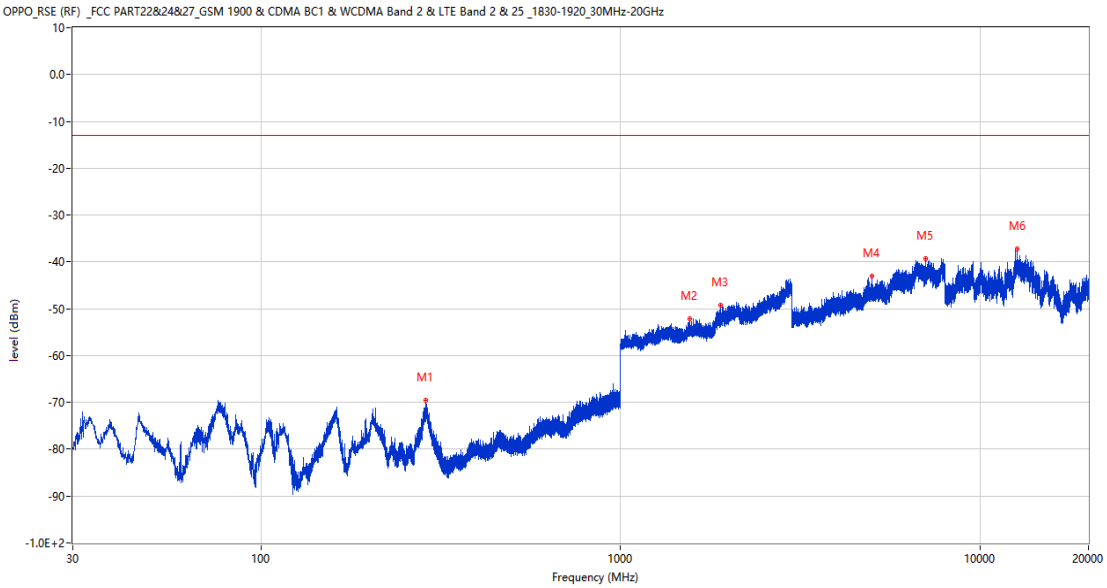

Frequency (MHz)	Result (dBm)	Factor (dB)	PK Limit (dBm)	Over Limit (dB)	Table (o)	ANT	EUT	Verdict
287.293	-69.48	-13.83	-13.0	-56.48	3.00	Vertical	Vertical	Pass
1559.400	-52.15	0.14	-13.0	-39.15	333.00	Vertical	Vertical	Pass
1895.600	-49.30	2.99	-13.0	-36.30	88.00	Vertical	Vertical	Pass
4988.000	-43.07	10.83	-13.0	-30.07	120.00	Vertical	Vertical	Pass
7051.750	-39.22	13.99	-13.0	-26.22	154.00	Vertical	Vertical	Pass
12686.113	-37.25	16.30	-13.0	-24.25	348.00	Vertical	Vertical	Pass

RSE-V&H GSM 1900 CH810

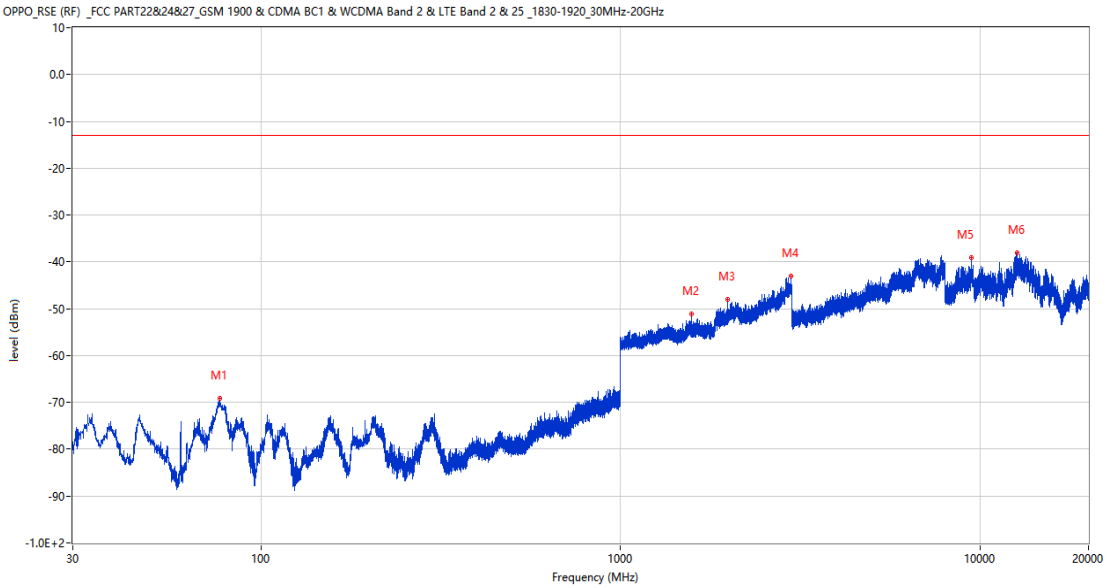

Frequency (MHz)	Result (dBm)	Factor (dB)	PK Limit (dBm)	Over Limit (dB)	Table (o)	ANT	EUT	Verdict
76.851	-69.12	-21.23	-13.0	-56.12	306.00	Vertical	Horizontal	Pass
1573.600	-51.15	0.40	-13.0	-38.15	2.00	Vertical	Horizontal	Pass
1982.500	-48.04	2.82	-13.0	-35.04	203.00	Vertical	Horizontal	N/A
2975.000	-42.98	11.32	-13.0	-29.98	359.00	Vertical	Horizontal	Pass
9441.150	-39.13	14.08	-13.0	-26.13	360.00	Vertical	Horizontal	Pass
12677.325	-38.12	16.15	-13.0	-25.12	3.00	Vertical	Horizontal	Pass

EGPRS

3 EGPRS 850

3.1 EGPRS 850 Low Channel

RSE-H&H EGPRS 850 CH128

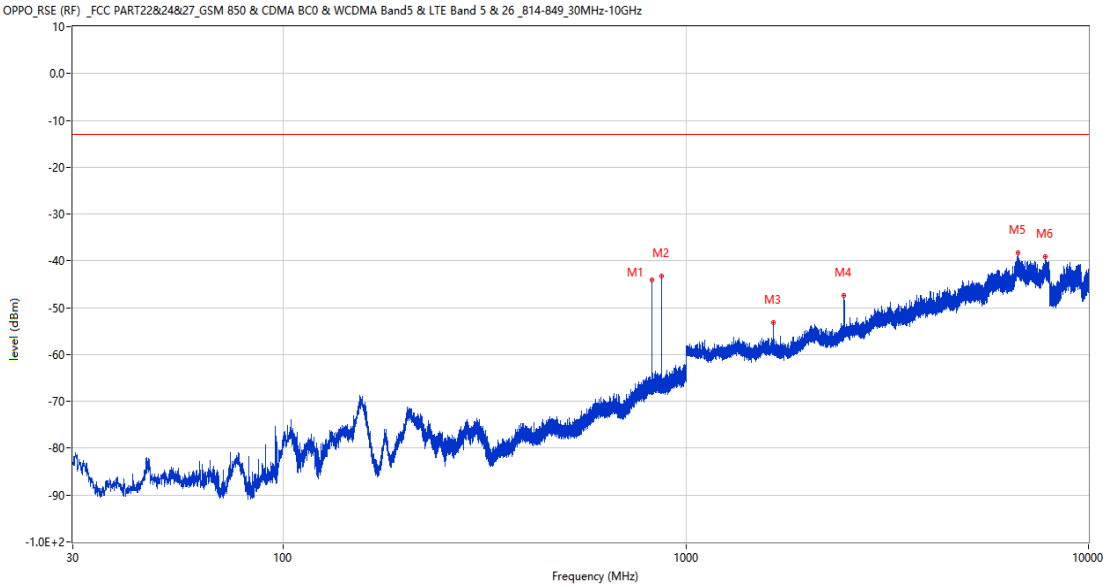

Frequency (MHz)	Result (dBm)	Factor (dB)	PK Limit (dBm)	Over Limit (dB)	Table (o)	ANT	EUT	Verdict
824.188	-44.11	4.28	-13.0	-31.11	320.00	Horizontal	Horizontal	N/A
869.244	-43.29	4.20	-13.0	-30.29	191.00	Horizontal	Horizontal	N/A
1649.300	-53.15	-4.14	-13.0	-40.15	10.00	Horizontal	Horizontal	Pass
2473.100	-47.38	-0.33	-13.0	-34.38	325.00	Horizontal	Horizontal	Pass
6701.250	-38.29	15.40	-13.0	-25.29	360.00	Horizontal	Horizontal	Pass
7818.750	-39.01	16.27	-13.0	-26.01	223.00	Horizontal	Horizontal	Pass

RSE-H&V EGPRS 850 CH128

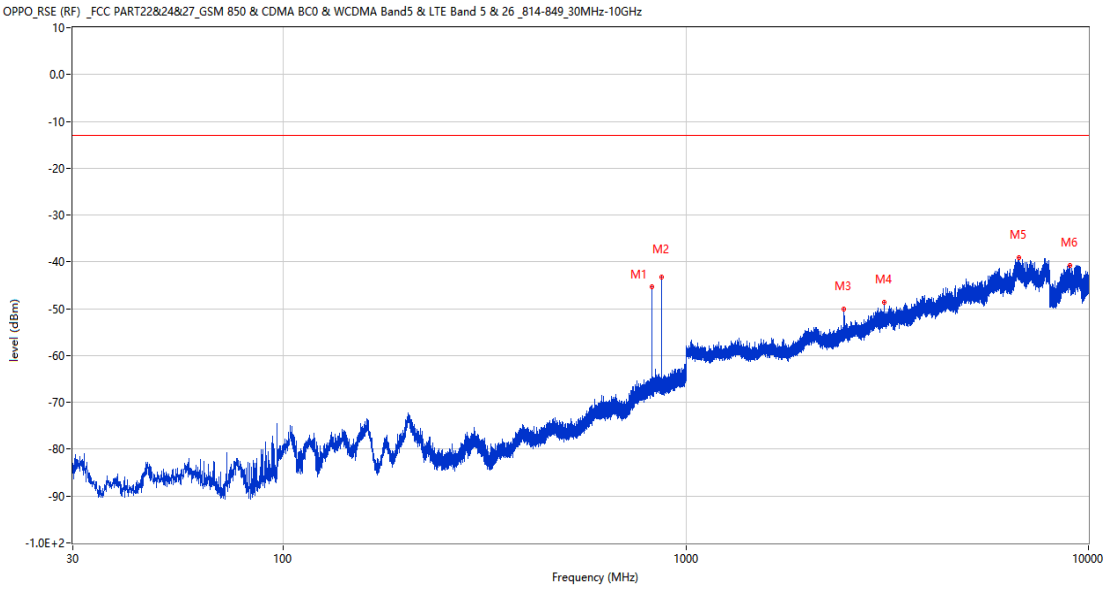

Frequency (MHz)	Result (dBm)	Factor (dB)	PK Limit (dBm)	Over Limit (dB)	Table (o)	ANT	EUT	Verdict
824.188	-45.30	4.28	-13.0	-32.30	21.00	Horizontal	Vertical	N/A
869.147	-43.23	4.19	-13.0	-30.23	192.00	Horizontal	Vertical	N/A
2472.800	-50.16	-0.35	-13.0	-37.16	218.00	Horizontal	Vertical	Pass
3105.250	-48.67	5.36	-13.0	-35.67	1.00	Horizontal	Vertical	Pass
6708.500	-39.03	15.70	-13.0	-26.03	47.00	Horizontal	Vertical	Pass
8993.500	-40.69	13.59	-13.0	-27.69	360.00	Horizontal	Vertical	Pass

RSE-V&V EGPRS 850 CH128

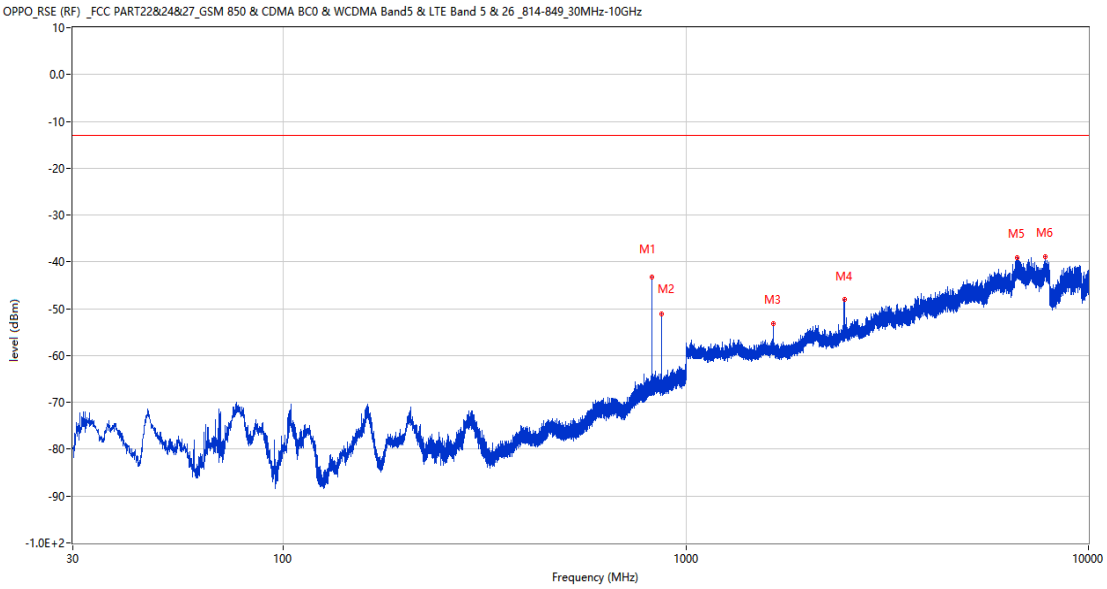

Frequency (MHz)	Result (dBm)	Factor (dB)	PK Limit (dBm)	Over Limit (dB)	Table (o)	ANT	EUT	Verdict
824.236	-43.15	4.28	-13.0	-30.15	189.00	Vertical	Vertical	N/A
869.292	-51.03	4.20	-13.0	-38.03	252.00	Vertical	Vertical	N/A
1648.900	-53.26	-4.15	-13.0	-40.26	55.00	Vertical	Vertical	Pass
2473.600	-48.06	-0.31	-13.0	-35.06	360.00	Vertical	Vertical	Pass
6637.500	-39.01	15.03	-13.0	-26.01	212.00	Vertical	Vertical	Pass
7816.750	-38.94	16.35	-13.0	-25.94	30.00	Vertical	Vertical	Pass

RSE-V&H EGPRS 850 CH128

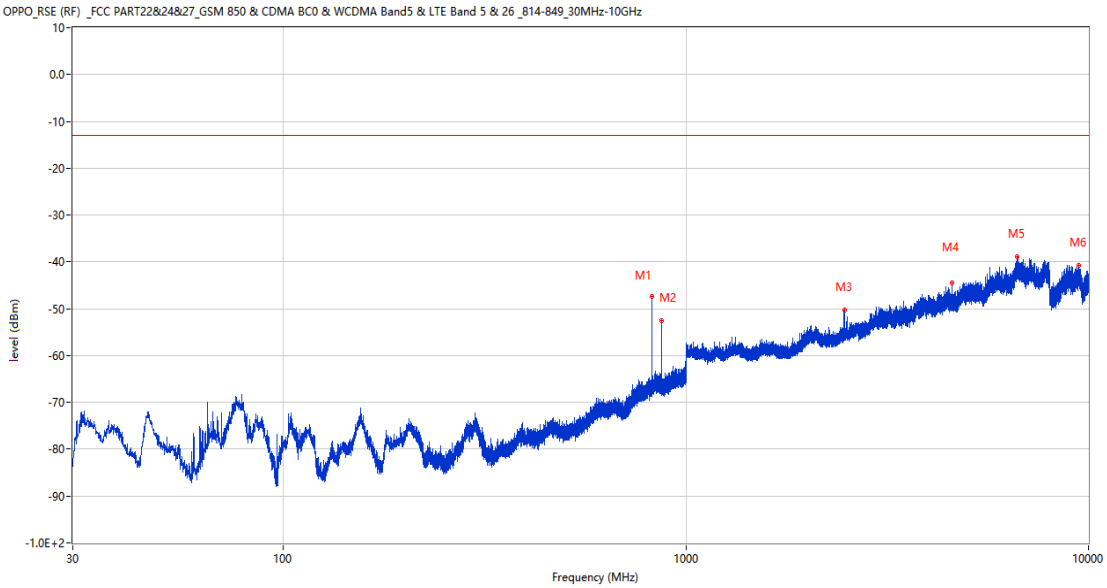

Frequency (MHz)	Result (dBm)	Factor (dB)	PK Limit (dBm)	Over Limit (dB)	Table (o)	ANT	EUT	Verdict
824.284	-47.45	4.28	-13.0	-34.45	0.00	Vertical	Horizontal	N/A
869.244	-52.50	4.20	-13.0	-39.50	261.00	Vertical	Horizontal	N/A
2473.600	-50.26	-0.31	-13.0	-37.26	186.00	Vertical	Horizontal	Pass
4577.750	-44.55	9.06	-13.0	-31.55	310.00	Vertical	Horizontal	Pass
6664.000	-38.90	14.69	-13.0	-25.90	360.00	Vertical	Horizontal	Pass
9451.300	-40.80	14.18	-13.0	-27.80	343.00	Vertical	Horizontal	Pass

3.2 EGPRS 850 Middle Channel

RSE-H&H EGPRS 850 CH190

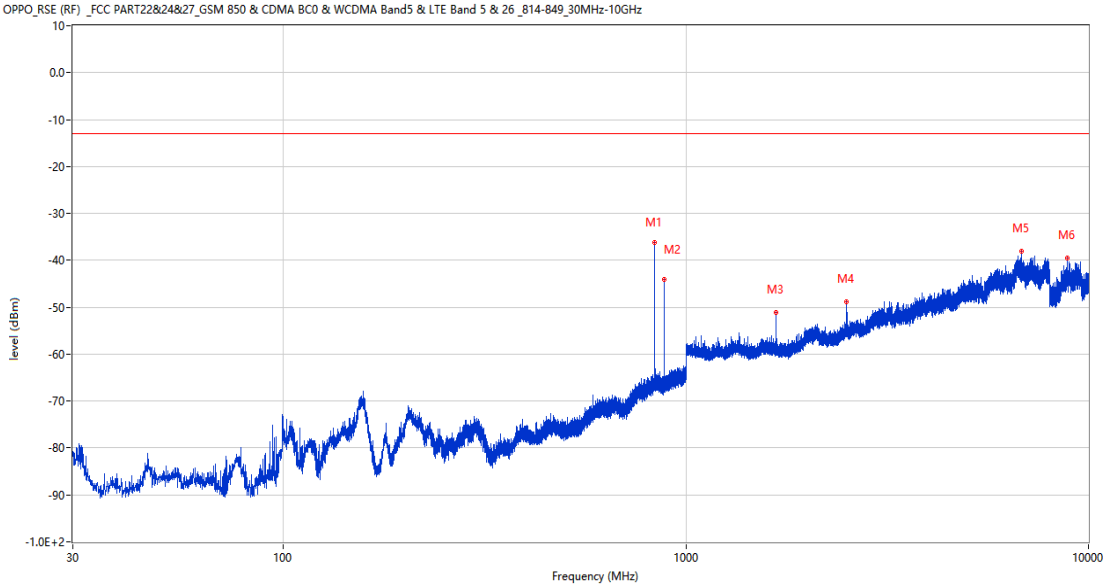

Frequency (MHz)	Result (dBm)	Factor (dB)	PK Limit (dBm)	Over Limit (dB)	Table (o)	ANT	EUT	Verdict
836.652	-36.19	4.78	-13.0	-23.19	342.00	Horizontal	Horizontal	N/A
881.660	-44.17	4.17	-13.0	-31.17	188.00	Horizontal	Horizontal	N/A
1674.000	-51.13	-4.51	-13.0	-38.13	312.00	Horizontal	Horizontal	Pass
2510.200	-48.81	0.54	-13.0	-35.81	312.00	Horizontal	Horizontal	Pass
6835.250	-37.99	14.20	-13.0	-24.99	121.00	Horizontal	Horizontal	Pass
8858.299	-39.56	14.72	-13.0	-26.56	360.00	Horizontal	Horizontal	Pass

RSE-H&V EGPRS 850 CH190

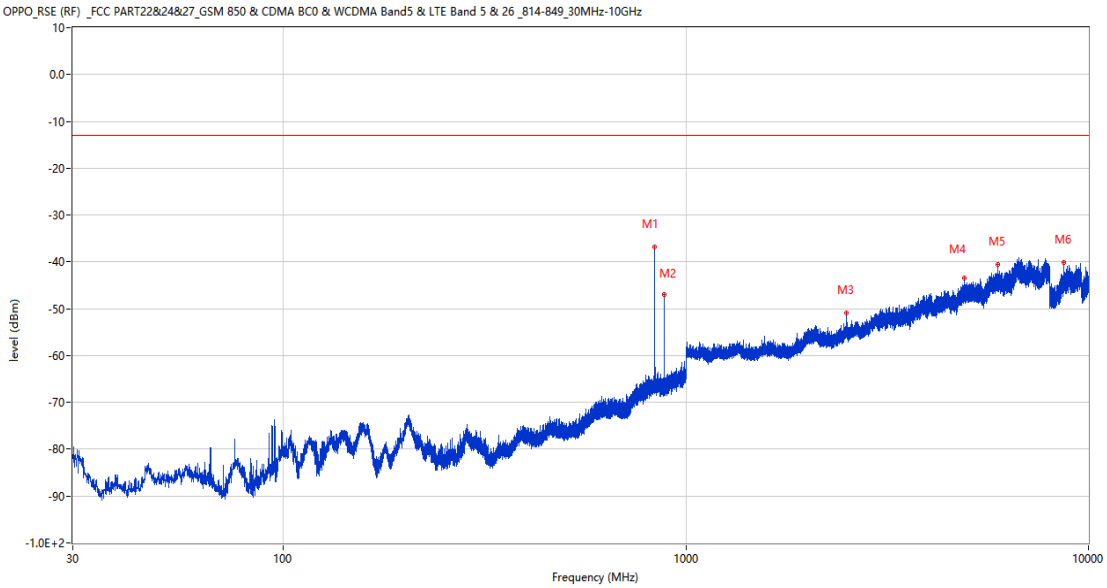

Frequency (MHz)	Result (dBm)	Factor (dB)	PK Limit (dBm)	Over Limit (dB)	Table (o)	ANT	EUT	Verdict
836.555	-36.87	4.77	-13.0	-23.87	39.00	Horizontal	Vertical	N/A
881.514	-47.06	4.17	-13.0	-34.06	200.00	Horizontal	Vertical	N/A
2510.000	-50.96	0.52	-13.0	-37.96	0.00	Horizontal	Vertical	Pass
4917.750	-43.50	10.64	-13.0	-30.50	99.00	Horizontal	Vertical	Pass
5965.500	-40.61	13.62	-13.0	-27.61	240.00	Horizontal	Vertical	Pass
8687.799	-40.05	13.87	-13.0	-27.05	221.00	Horizontal	Vertical	Pass

RSE-V&V EGPRS 850 CH190

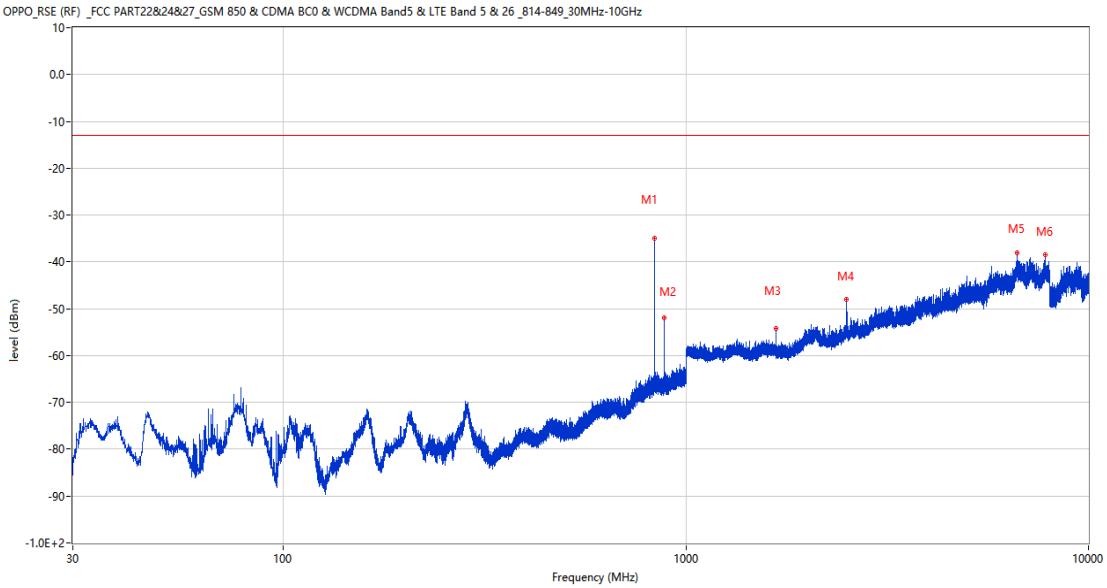

Frequency (MHz)	Result (dBm)	Factor (dB)	PK Limit (dBm)	Over Limit (dB)	Table (o)	ANT	EUT	Verdict
836.604	-34.89	4.78	-13.0	-21.89	155.00	Vertical	Vertical	N/A
881.612	-51.92	4.17	-13.0	-38.92	258.00	Vertical	Vertical	N/A
1673.600	-54.21	-4.46	-13.0	-41.21	312.00	Vertical	Vertical	Pass
2510.500	-48.10	0.59	-13.0	-35.10	266.00	Vertical	Vertical	Pass
6659.750	-38.09	14.86	-13.0	-25.09	240.00	Vertical	Vertical	Pass
7795.500	-38.41	15.72	-13.0	-25.41	328.00	Vertical	Vertical	Pass

RSE-V&H EGPRS 850 CH190

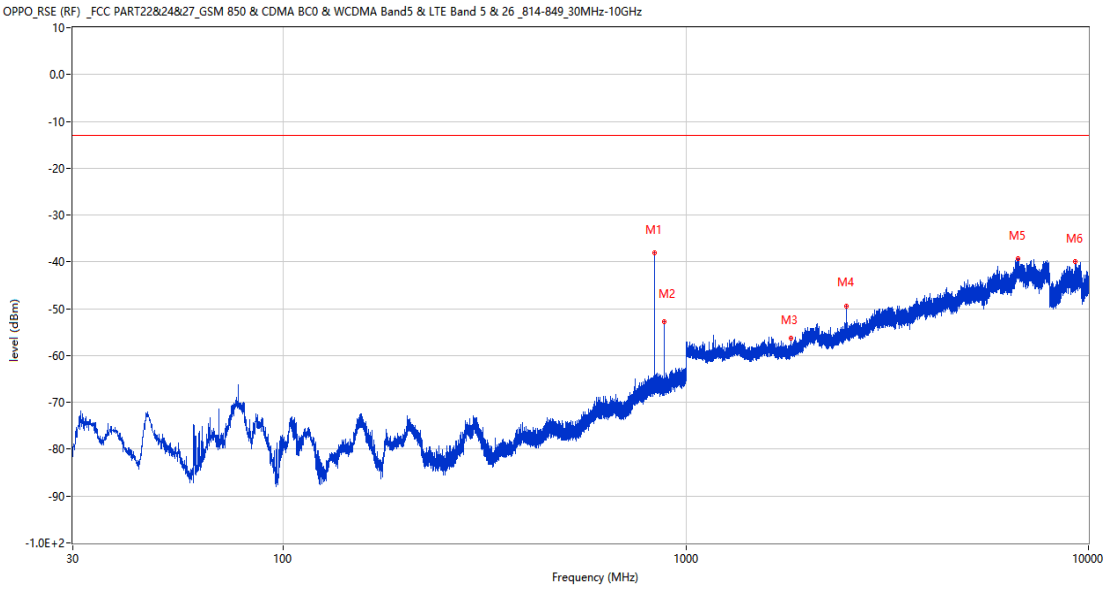

Frequency (MHz)	Result (dBm)	Factor (dB)	PK Limit (dBm)	Over Limit (dB)	Table (o)	ANT	EUT	Verdict
836.604	-38.12	4.78	-13.0	-25.12	21.00	Vertical	Horizontal	N/A
881.660	-52.84	4.17	-13.0	-39.84	256.00	Vertical	Horizontal	N/A
1822.600	-56.30	-4.31	-13.0	-43.30	57.00	Vertical	Horizontal	Pass
2510.600	-49.37	0.61	-13.0	-36.37	172.00	Vertical	Horizontal	Pass
6698.500	-39.38	15.25	-13.0	-26.38	189.00	Vertical	Horizontal	Pass
9288.901	-40.00	15.14	-13.0	-27.00	25.00	Vertical	Horizontal	Pass

3.3 EGPRS 850 High Channel

RSE-H&H EGPRS 850 CH251

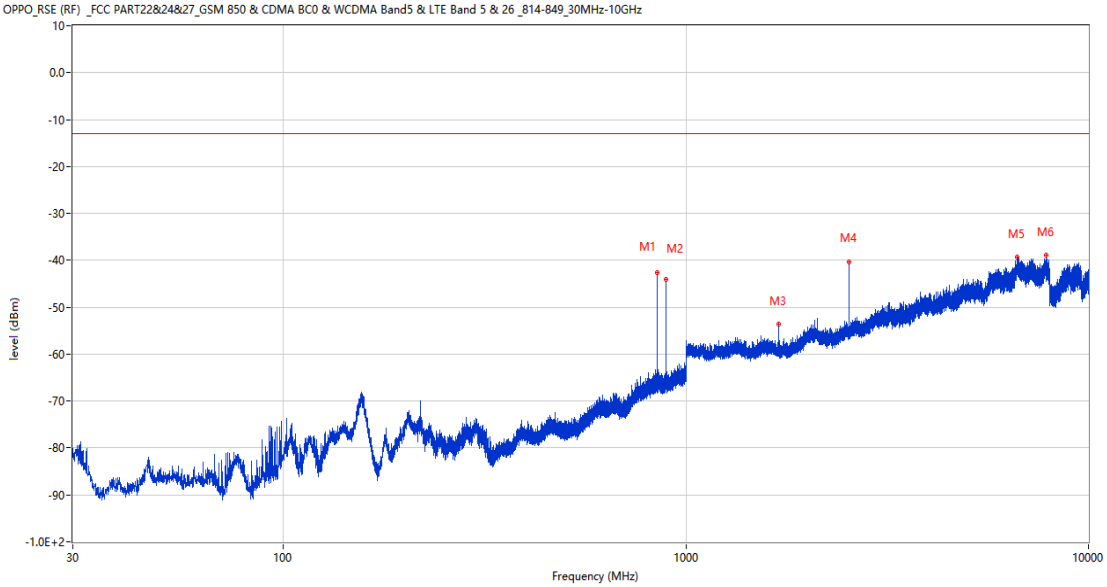

Frequency (MHz)	Result (dBm)	Factor (dB)	PK Limit (dBm)	Over Limit (dB)	Table (o)	ANT	EUT	Verdict
848.825	-42.60	4.87	-13.0	-29.60	360.00	Horizontal	Horizontal	N/A
893.785	-44.08	4.56	-13.0	-31.08	188.00	Horizontal	Horizontal	N/A
1698.400	-53.66	-4.46	-13.0	-40.66	331.00	Horizontal	Horizontal	Pass
2546.900	-40.41	0.43	-13.0	-27.41	331.00	Horizontal	Horizontal	Pass
6660.500	-39.22	14.75	-13.0	-26.22	246.00	Horizontal	Horizontal	Pass
7841.250	-38.96	14.89	-13.0	-25.96	284.00	Horizontal	Horizontal	Pass

RSE-H&V EGPRS 850 CH251

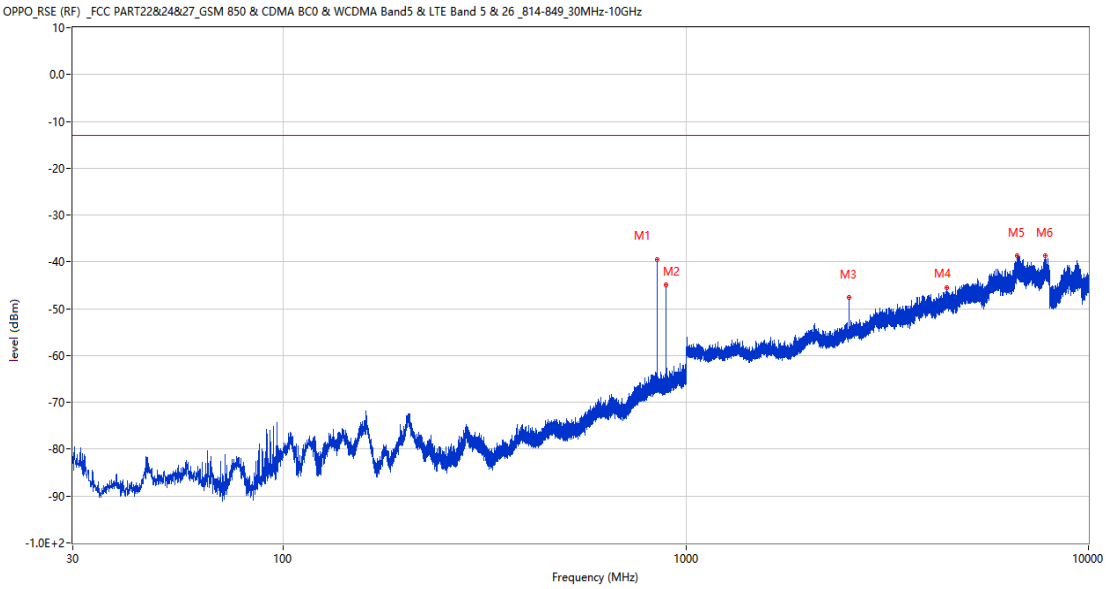

Frequency (MHz)	Result (dBm)	Factor (dB)	PK Limit (dBm)	Over Limit (dB)	Table (o)	ANT	EUT	Verdict
848.825	-39.50	4.87	-13.0	-26.50	4.00	Horizontal	Vertical	N/A
893.737	-44.88	4.56	-13.0	-31.88	195.00	Horizontal	Vertical	N/A
2546.900	-47.62	0.43	-13.0	-34.62	0.00	Horizontal	Vertical	Pass
4436.250	-45.56	9.65	-13.0	-32.56	100.00	Horizontal	Vertical	Pass
6645.000	-38.62	15.13	-13.0	-25.62	207.00	Horizontal	Vertical	Pass
7812.000	-38.74	16.35	-13.0	-25.74	100.00	Horizontal	Vertical	Pass

RSE-V&V EGPRS 850 CH251

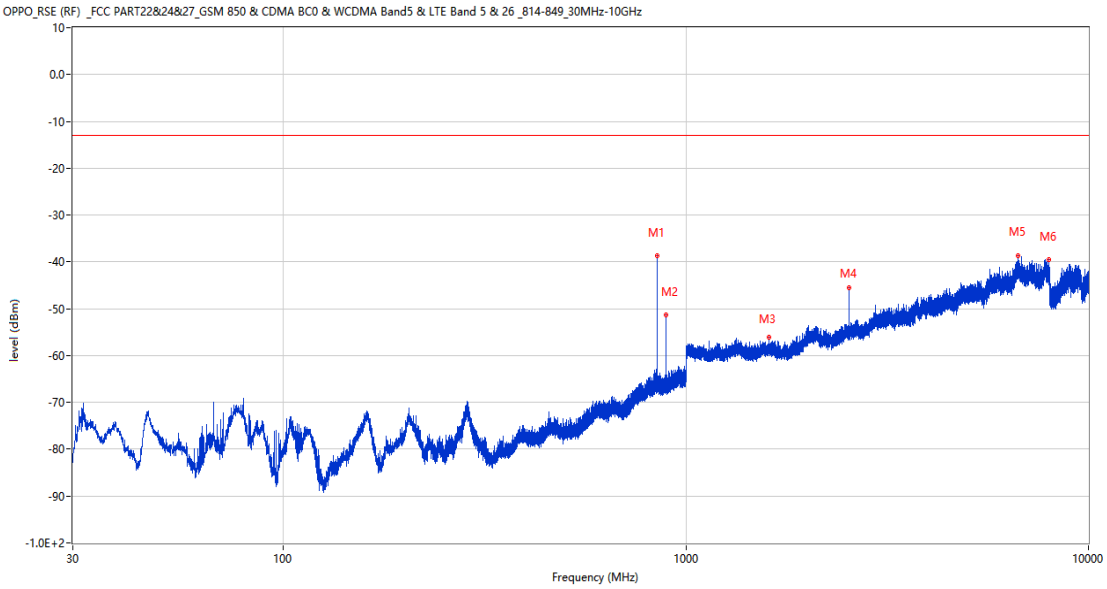

Frequency (MHz)	Result (dBm)	Factor (dB)	PK Limit (dBm)	Over Limit (dB)	Table (o)	ANT	EUT	Verdict
848.729	-38.76	4.87	-13.0	-25.76	360.00	Vertical	Vertical	N/A
893.737	-51.37	4.56	-13.0	-38.37	269.00	Vertical	Vertical	N/A
1609.700	-56.07	-3.89	-13.0	-43.07	240.00	Vertical	Vertical	Pass
2546.900	-45.51	0.43	-13.0	-32.51	240.00	Vertical	Vertical	Pass
6691.250	-38.71	14.83	-13.0	-25.71	81.00	Vertical	Vertical	Pass
7967.750	-39.60	14.81	-13.0	-26.60	99.00	Vertical	Vertical	Pass

RSE-V&H EGPRS 850 CH251

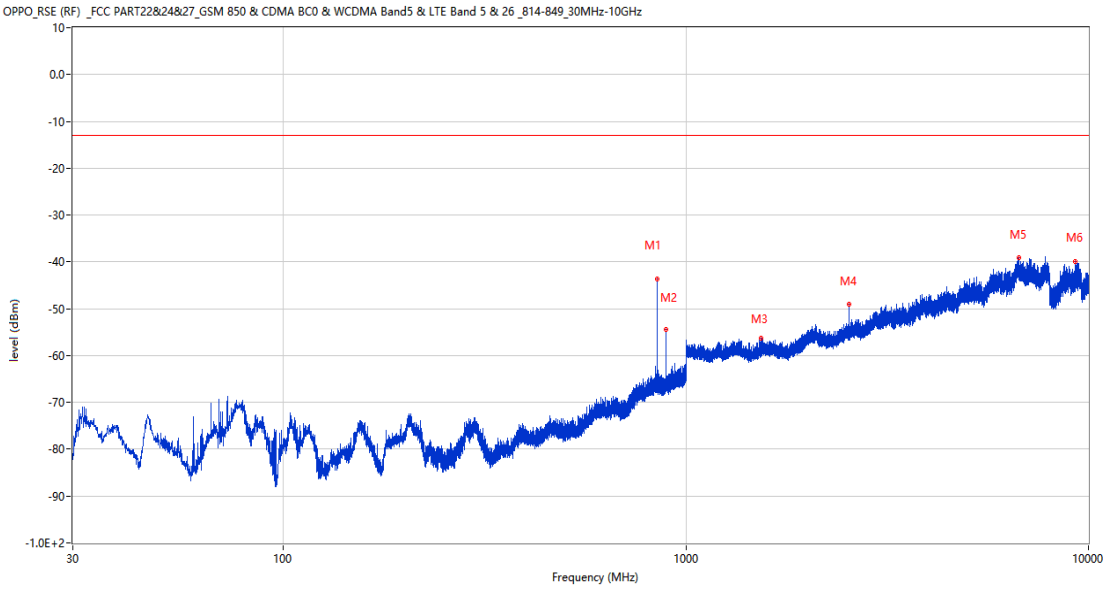

Frequency (MHz)	Result (dBm)	Factor (dB)	PK Limit (dBm)	Over Limit (dB)	Table (o)	ANT	EUT	Verdict
848.825	-43.74	4.87	-13.0	-30.74	14.00	Vertical	Horizontal	N/A
893.833	-54.45	4.56	-13.0	-41.45	331.00	Vertical	Horizontal	N/A
1537.900	-56.32	-4.13	-13.0	-43.32	243.00	Vertical	Horizontal	Pass
2546.900	-49.02	0.43	-13.0	-36.02	186.00	Vertical	Horizontal	Pass
6724.500	-39.03	15.59	-13.0	-26.03	99.00	Vertical	Horizontal	Pass
9293.799	-39.97	15.23	-13.0	-26.97	319.00	Vertical	Horizontal	Pass

4 EGPRS 1900

4.1 EGPRS 1900 Low Channel

RSE-H&H EGPRS 1900 CH512

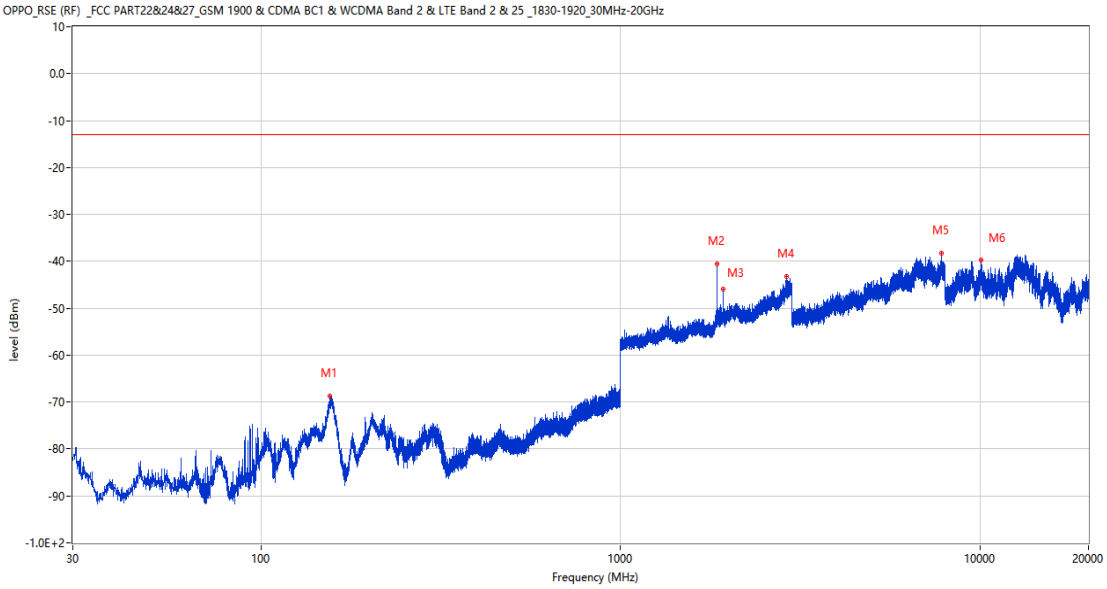

Frequency (MHz)	Result (dBm)	Factor (dB)	PK Limit (dBm)	Over Limit (dB)	Table (o)	ANT	EUT	Verdict
155.664	-68.63	-20.70	-13.0	-55.63	279.00	Horizontal	Horizontal	Pass
1850.900	-40.59	2.44	-13.0	-27.59	307.00	Horizontal	Horizontal	N/A
1930.800	-45.98	3.33	-13.0	-32.98	186.00	Horizontal	Horizontal	Pass
2889.500	-43.28	11.92	-13.0	-30.28	290.00	Horizontal	Horizontal	Pass
7816.500	-38.32	16.35	-13.0	-25.32	191.00	Horizontal	Horizontal	Pass
10061.025	-39.73	13.82	-13.0	-26.73	293.00	Horizontal	Horizontal	Pass

RSE-H&V EGPRS 1900 CH512

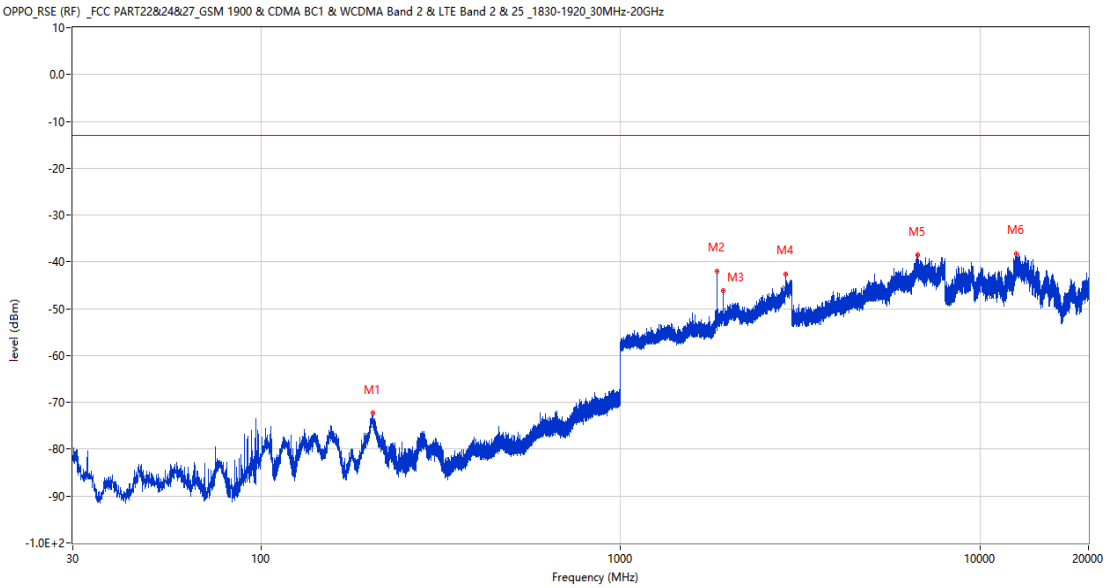

Frequency (MHz)	Result (dBm)	Factor (dB)	PK Limit (dBm)	Over Limit (dB)	Table (o)	ANT	EUT	Verdict
204.940	-72.32	-15.35	-13.0	-59.32	311.00	Horizontal	Vertical	Pass
1850.900	-42.07	2.44	-13.0	-29.07	196.00	Horizontal	Vertical	N/A
1930.900	-46.19	3.33	-13.0	-33.19	309.00	Horizontal	Vertical	Pass
2881.700	-42.64	10.54	-13.0	-29.64	12.00	Horizontal	Vertical	Pass
6702.000	-38.47	15.50	-13.0	-25.47	0.00	Horizontal	Vertical	Pass
12627.213	-38.34	15.46	-13.0	-25.34	360.00	Horizontal	Vertical	Pass

RSE-V&V EGPRS 1900 CH512

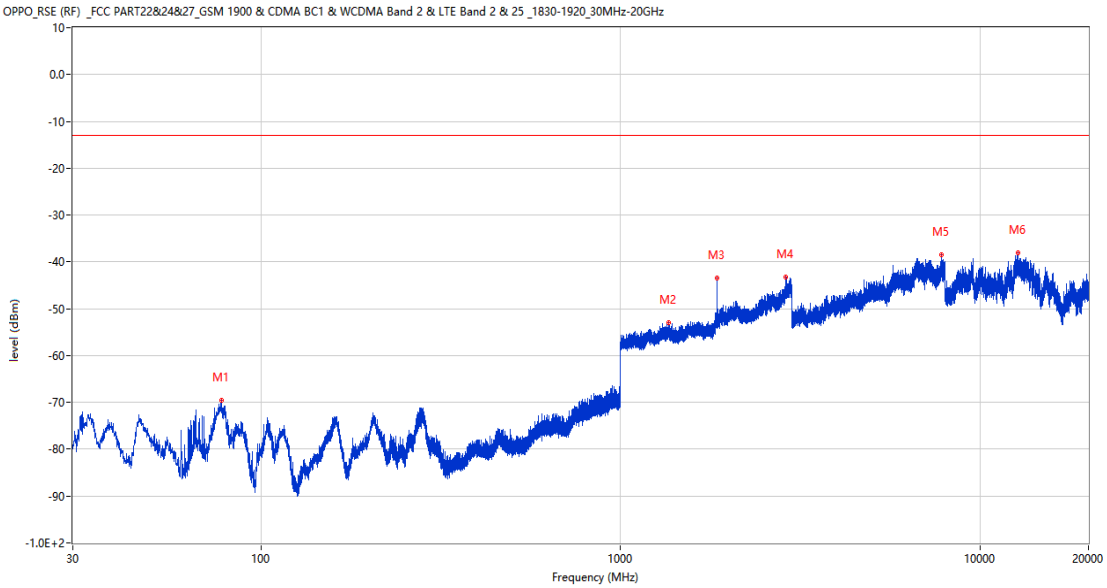

Frequency (MHz)	Result (dBm)	Factor (dB)	PK Limit (dBm)	Over Limit (dB)	Table (o)	ANT	EUT	Verdict
77.675	-69.54	-21.16	-13.0	-56.54	290.00	Vertical	Vertical	Pass
1359.200	-52.97	-0.32	-13.0	-39.97	238.00	Vertical	Vertical	Pass
1850.900	-43.41	2.44	-13.0	-30.41	212.00	Vertical	Vertical	N/A
2887.000	-43.23	11.57	-13.0	-30.23	341.00	Vertical	Vertical	Pass
7824.250	-38.46	16.03	-13.0	-25.46	248.00	Vertical	Vertical	Pass
12768.487	-38.10	15.93	-13.0	-25.10	360.00	Vertical	Vertical	Pass

RSE-V&H EGPRS 1900 CH512

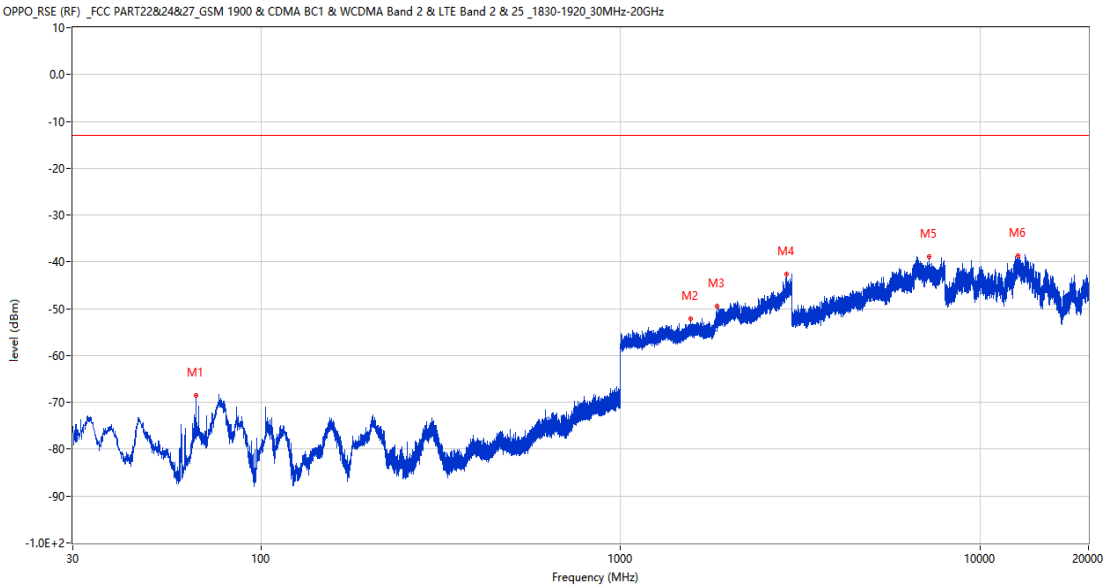

Frequency (MHz)	Result (dBm)	Factor (dB)	PK Limit (dBm)	Over Limit (dB)	Table (o)	ANT	EUT	Verdict
66.035	-68.58	-17.97	-13.0	-55.58	272.00	Vertical	Horizontal	Pass
1565.200	-52.19	0.26	-13.0	-39.19	339.00	Vertical	Horizontal	Pass
1851.100	-49.53	2.45	-13.0	-36.53	356.00	Vertical	Horizontal	Pass
2890.300	-42.64	12.05	-13.0	-29.64	3.00	Vertical	Horizontal	Pass
7197.000	-38.96	14.66	-13.0	-25.96	56.00	Vertical	Horizontal	Pass
12740.025	-38.58	16.11	-13.0	-25.58	68.00	Vertical	Horizontal	Pass

4.2 EGPRS 1900 Middle Channel

RSE-H&H EGPRS 1900 CH661

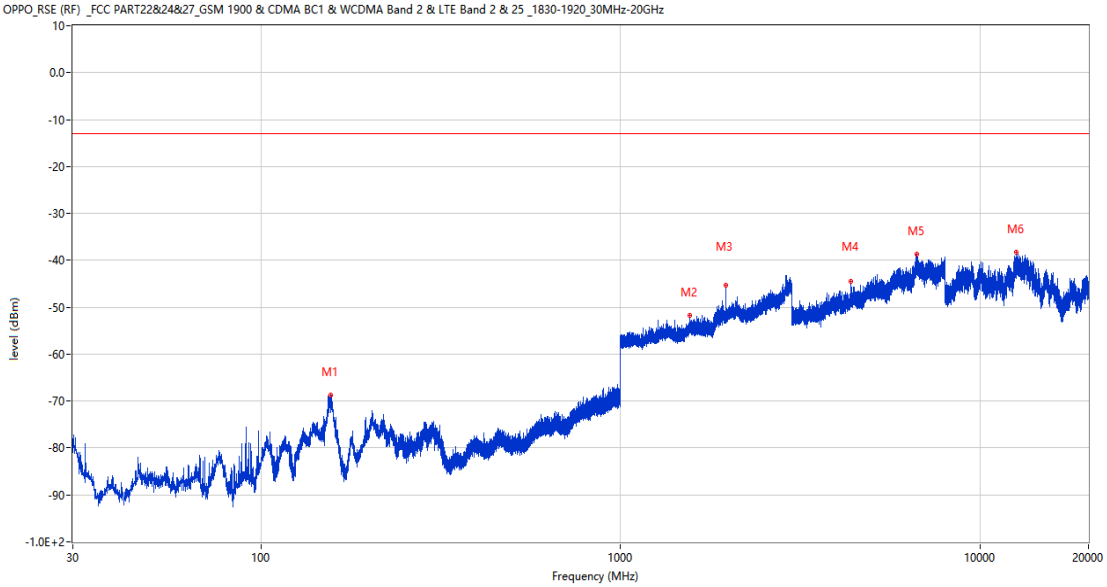

Frequency (MHz)	Result (dBm)	Factor (dB)	PK Limit (dBm)	Over Limit (dB)	Table (o)	ANT	EUT	Verdict
156.003	-68.80	-20.57	-13.0	-55.80	273.00	Horizontal	Horizontal	Pass
1556.400	-51.74	0.15	-13.0	-38.74	324.00	Horizontal	Horizontal	Pass
1960.700	-45.30	2.80	-13.0	-32.30	300.00	Horizontal	Horizontal	N/A
4366.750	-44.40	9.29	-13.0	-31.40	32.00	Horizontal	Horizontal	Pass
6649.000	-38.66	15.18	-13.0	-25.66	360.00	Horizontal	Horizontal	Pass
12612.963	-38.30	15.33	-13.0	-25.30	17.00	Horizontal	Horizontal	Pass

RSE-H&V EGPRS 1900 CH661

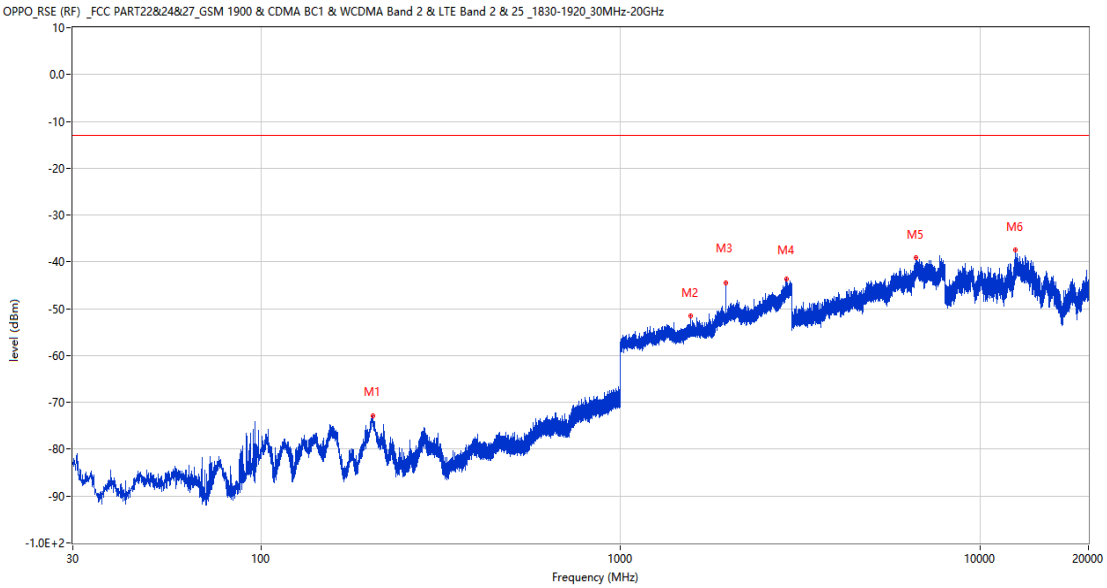

Frequency (MHz)	Result (dBm)	Factor (dB)	PK Limit (dBm)	Over Limit (dB)	Table (o)	ANT	EUT	Verdict
204.454	-72.81	-15.42	-13.0	-59.81	313.00	Horizontal	Vertical	Pass
1567.700	-51.60	0.25	-13.0	-38.60	70.00	Horizontal	Vertical	Pass
1960.900	-44.49	2.80	-13.0	-31.49	188.00	Horizontal	Vertical	N/A
2887.600	-43.73	11.73	-13.0	-30.73	350.00	Horizontal	Vertical	Pass
6634.250	-39.03	14.83	-13.0	-26.03	251.00	Horizontal	Vertical	Pass
12508.937	-37.49	15.48	-13.0	-24.49	130.00	Horizontal	Vertical	Pass

RSE-V&V EGPRS 1900 CH661

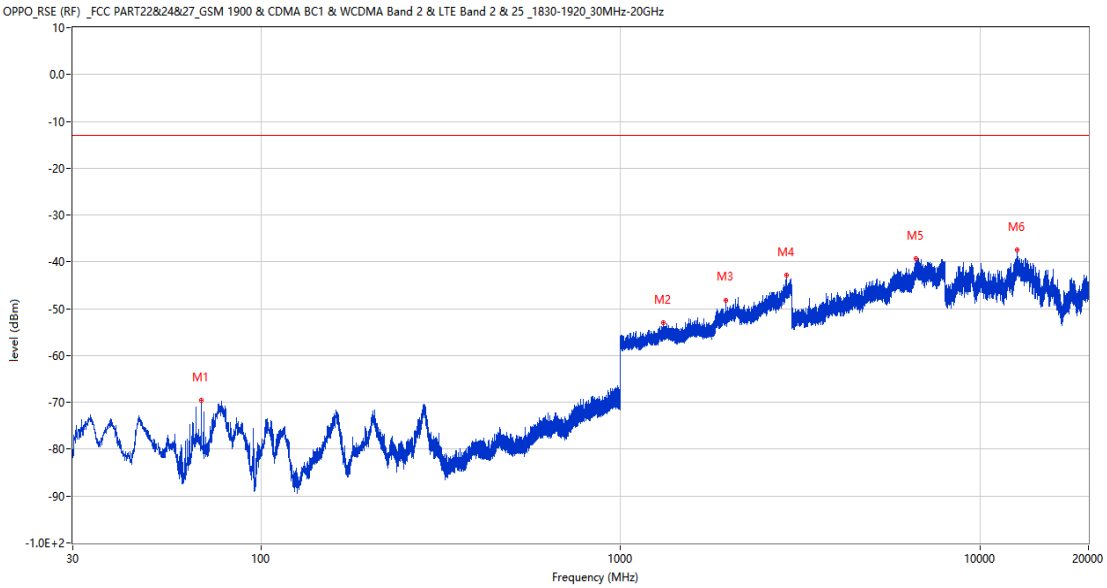

Frequency (MHz)	Result (dBm)	Factor (dB)	PK Limit (dBm)	Over Limit (dB)	Table (o)	ANT	EUT	Verdict
68.267	-69.58	-18.84	-13.0	-56.58	323.00	Vertical	Vertical	Pass
1314.300	-53.06	-0.42	-13.0	-40.06	236.00	Vertical	Vertical	Pass
1960.600	-48.27	2.80	-13.0	-35.27	88.00	Vertical	Vertical	N/A
2888.200	-42.81	11.70	-13.0	-29.81	107.00	Vertical	Vertical	Pass
6640.000	-39.37	15.07	-13.0	-26.37	330.00	Vertical	Vertical	Pass
12692.050	-37.45	16.40	-13.0	-24.45	321.00	Vertical	Vertical	Pass

RSE-V&H EGPRS 1900 CH661

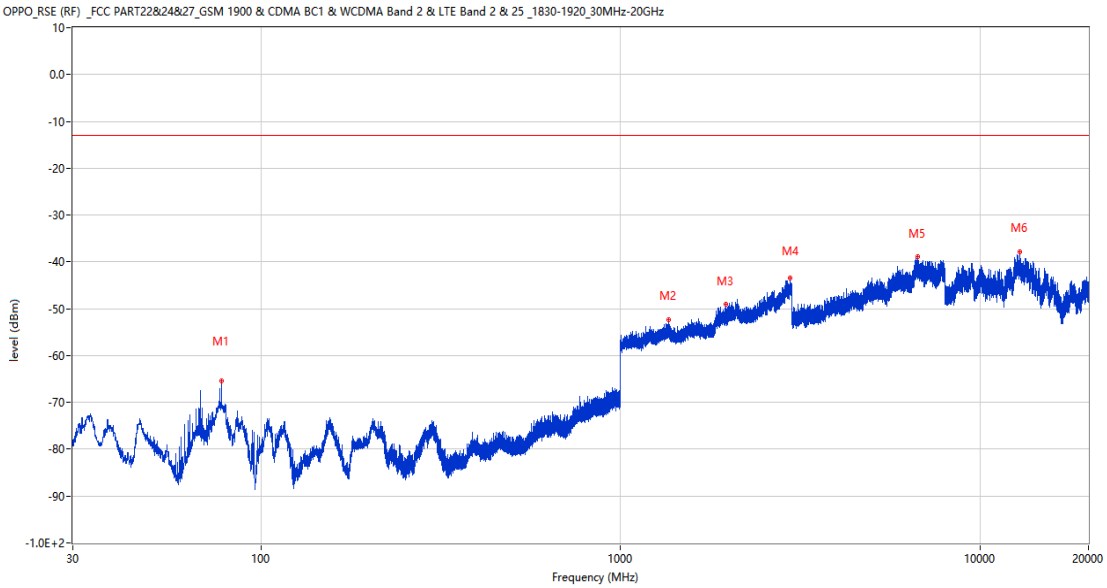

Frequency (MHz)	Result (dBm)	Factor (dB)	PK Limit (dBm)	Over Limit (dB)	Table (o)	ANT	EUT	Verdict
77.821	-65.31	-21.15	-13.0	-52.31	322.00	Vertical	Horizontal	Pass
1363.800	-52.28	-0.07	-13.0	-39.28	239.00	Vertical	Horizontal	Pass
1960.800	-48.97	2.80	-13.0	-35.97	265.00	Vertical	Horizontal	Pass
2961.600	-43.44	11.70	-13.0	-30.44	154.00	Vertical	Horizontal	Pass
6691.250	-38.89	14.83	-13.0	-25.89	352.00	Vertical	Horizontal	Pass
12900.076	-37.93	16.76	-13.0	-24.93	192.00	Vertical	Horizontal	Pass

4.3 EGPRS 1900 High Channel

RSE-H&H EGPRS 1900 CH810

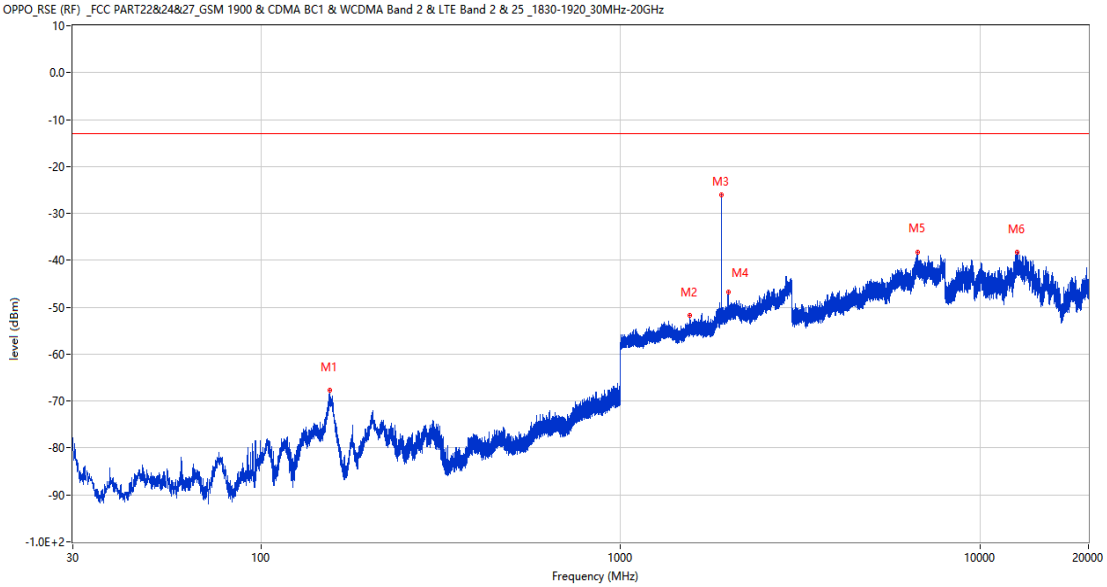

Frequency (MHz)	Result (dBm)	Factor (dB)	PK Limit (dBm)	Over Limit (dB)	Table (o)	ANT	EUT	Verdict
155.421	-67.75	-20.76	-13.0	-54.75	78.00	Horizontal	Horizontal	Pass
1556.000	-51.78	0.18	-13.0	-38.78	360.00	Horizontal	Horizontal	Pass
1910.500	-26.12	3.14	-13.0	-13.12	341.00	Horizontal	Horizontal	N/A
1990.600	-46.80	2.95	-13.0	-33.80	182.00	Horizontal	Horizontal	N/A
6712.500	-38.23	15.64	-13.0	-25.23	360.00	Horizontal	Horizontal	Pass
12697.513	-38.32	16.50	-13.0	-25.32	161.00	Horizontal	Horizontal	Pass

RSE-H&V EGPRS 1900 CH810

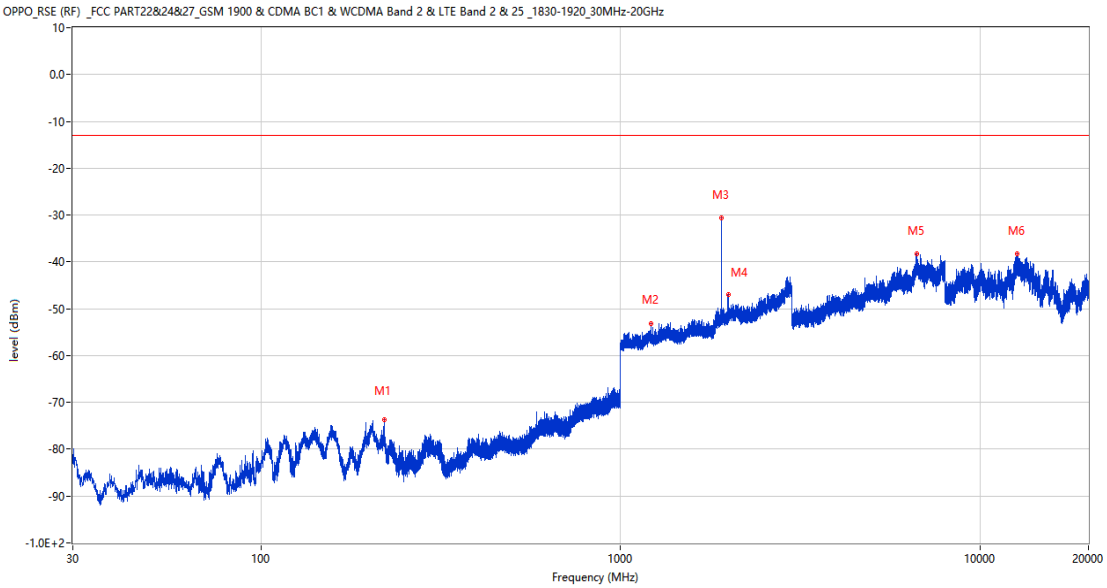

Frequency (MHz)	Result (dBm)	Factor (dB)	PK Limit (dBm)	Over Limit (dB)	Table (o)	ANT	EUT	Verdict
220.023	-73.61	-16.42	-13.0	-60.61	335.00	Horizontal	Vertical	Pass
1215.600	-53.28	-1.29	-13.0	-40.28	353.00	Horizontal	Vertical	Pass
1910.500	-30.57	3.14	-13.0	-17.57	337.00	Horizontal	Vertical	N/A
1990.600	-47.00	2.95	-13.0	-34.00	208.00	Horizontal	Vertical	N/A
6652.500	-38.19	15.05	-13.0	-25.19	224.00	Horizontal	Vertical	Pass
12672.338	-38.31	16.06	-13.0	-25.31	19.00	Horizontal	Vertical	Pass

RSE-V&V EGPRS 1900 CH810

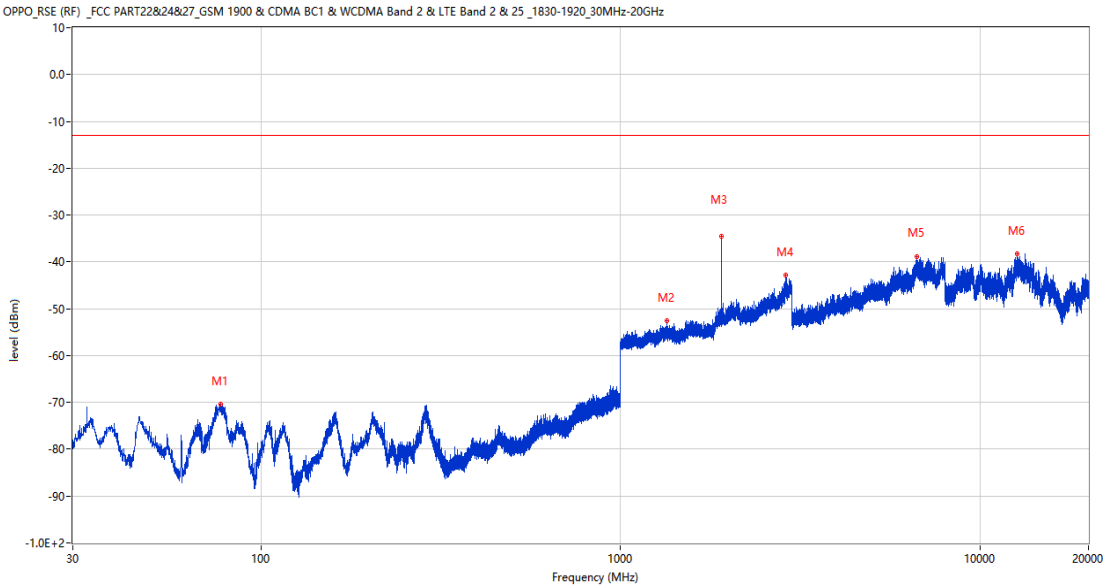

Frequency (MHz)	Result (dBm)	Factor (dB)	PK Limit (dBm)	Over Limit (dB)	Table (o)	ANT	EUT	Verdict
77.287	-70.29	-21.20	-13.0	-57.29	303.00	Vertical	Vertical	Pass
1346.800	-52.59	-0.20	-13.0	-39.59	178.00	Vertical	Vertical	Pass
1910.500	-34.60	3.14	-13.0	-21.60	82.00	Vertical	Vertical	N/A
2881.200	-42.74	10.44	-13.0	-29.74	255.00	Vertical	Vertical	Pass
6677.750	-38.84	14.53	-13.0	-25.84	75.00	Vertical	Vertical	Pass
12701.312	-38.17	16.53	-13.0	-25.17	189.00	Vertical	Vertical	Pass

RSE-V&H EGPRS 1900 CH810

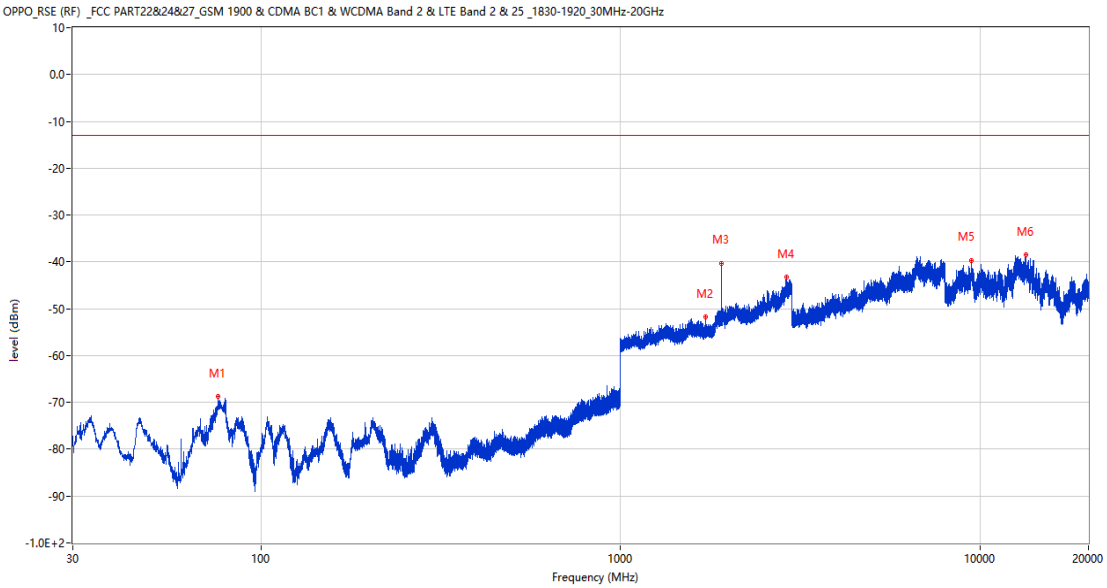

Frequency (MHz)	Result (dBm)	Factor (dB)	PK Limit (dBm)	Over Limit (dB)	Table (o)	ANT	EUT	Verdict
75.929	-68.65	-21.23	-13.0	-55.65	27.00	Vertical	Horizontal	Pass
1727.400	-51.81	-0.35	-13.0	-38.81	45.00	Vertical	Horizontal	Pass
1910.600	-40.41	3.14	-13.0	-27.41	19.00	Vertical	Horizontal	N/A
2889.800	-43.28	11.98	-13.0	-30.28	228.00	Vertical	Horizontal	Pass
9458.487	-39.75	13.96	-13.0	-26.75	360.00	Vertical	Horizontal	Pass
13423.887	-38.45	16.21	-13.0	-25.45	343.00	Vertical	Horizontal	Pass

WCDMA

5 WCDMA Band 2

5.1 WCDMA Band 2 Low Channel

RSE-H&H WCDMA Band 2 CH9262

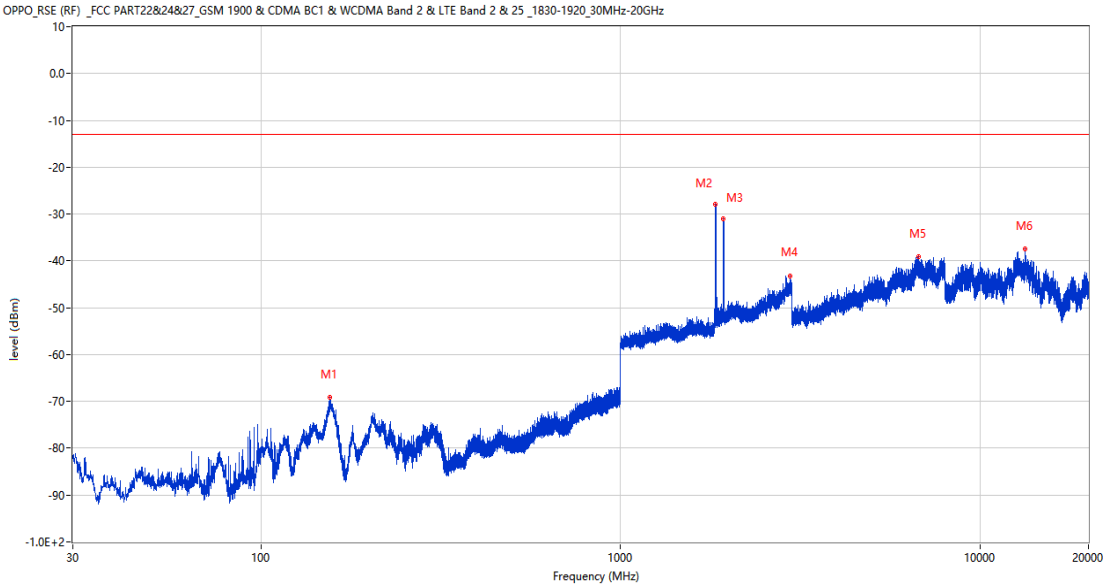

Frequency (MHz)	Result (dBm)	Factor (dB)	PK Limit (dBm)	Over Limit (dB)	Table (o)	ANT	EUT	Verdict
155.809	-69.15	-20.64	-13.0	-56.15	270.00	Horizontal	Horizontal	Pass
1839.400	-27.99	2.29	-13.0	-14.99	137.00	Horizontal	Horizontal	N/A
1934.300	-31.07	2.99	-13.0	-18.07	181.00	Horizontal	Horizontal	N/A
2961.300	-43.34	11.68	-13.0	-30.34	360.00	Horizontal	Horizontal	Pass
6741.750	-39.05	14.94	-13.0	-26.05	236.00	Horizontal	Horizontal	Pass
13362.987	-37.54	16.22	-13.0	-24.54	138.00	Horizontal	Horizontal	Pass

RSE-H&V WCDMA Band 2 CH9262

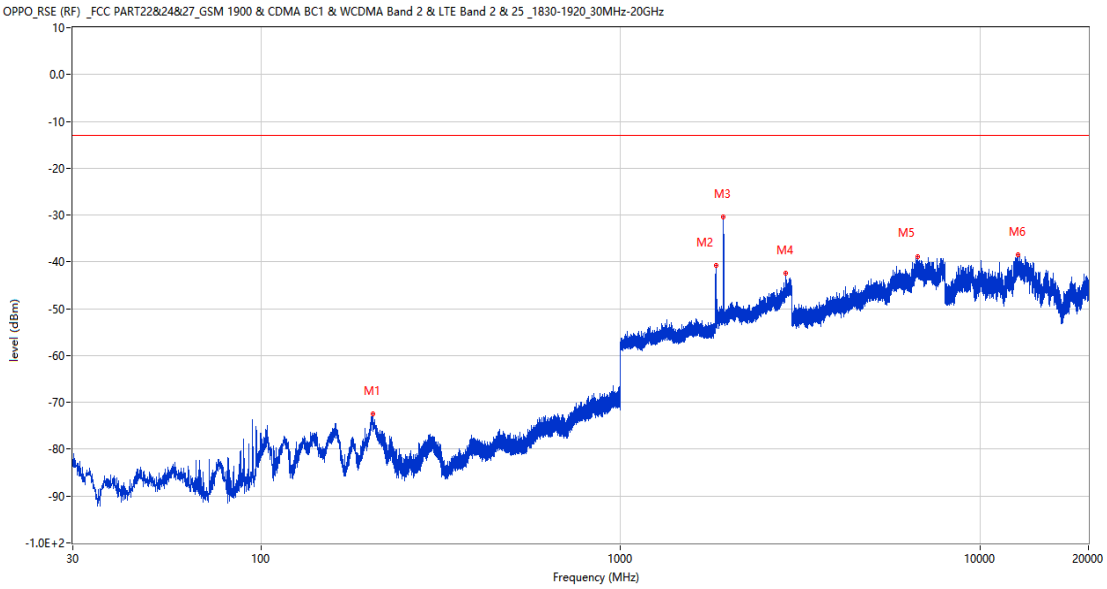

Frequency (MHz)	Result (dBm)	Factor (dB)	PK Limit (dBm)	Over Limit (dB)	Table (o)	ANT	EUT	Verdict
204.940	-72.47	-15.35	-13.0	-59.47	297.00	Horizontal	Vertical	Pass
1840.900	-40.79	2.33	-13.0	-27.79	350.00	Horizontal	Vertical	N/A
1933.100	-30.33	3.18	-13.0	-17.33	195.00	Horizontal	Vertical	N/A
2883.100	-42.45	10.80	-13.0	-29.45	161.00	Horizontal	Vertical	Pass
6708.000	-38.95	15.71	-13.0	-25.95	29.00	Horizontal	Vertical	Pass
12745.012	-38.39	16.05	-13.0	-25.39	360.00	Horizontal	Vertical	Pass

RSE-V&V WCDMA Band 2 CH9262

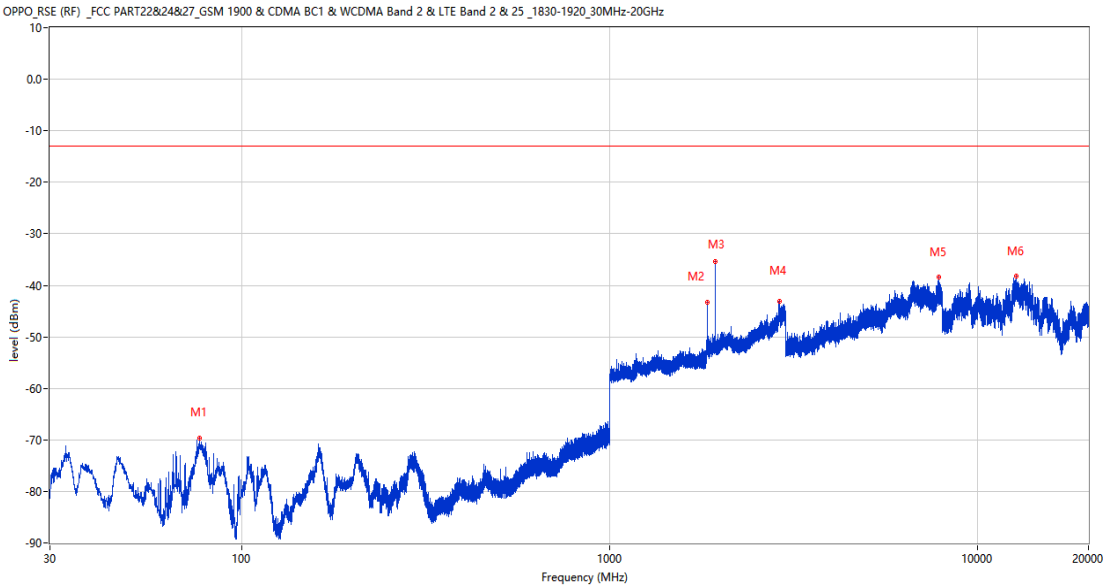

Frequency (MHz)	Result (dBm)	Factor (dB)	PK Limit (dBm)	Over Limit (dB)	Table (o)	ANT	EUT	Verdict
76.511	-69.69	-21.26	-13.0	-56.69	306.00	Vertical	Vertical	Pass
1839.500	-43.35	2.32	-13.0	-30.35	340.00	Vertical	Vertical	N/A
1933.900	-35.46	3.05	-13.0	-22.46	87.00	Vertical	Vertical	N/A
2893.700	-43.09	11.90	-13.0	-30.09	35.00	Vertical	Vertical	Pass
7817.000	-38.43	16.34	-13.0	-25.43	180.00	Vertical	Vertical	Pass
12703.450	-38.30	16.50	-13.0	-25.30	360.00	Vertical	Vertical	Pass

RSE-V&H WCDMA Band 2 CH9262

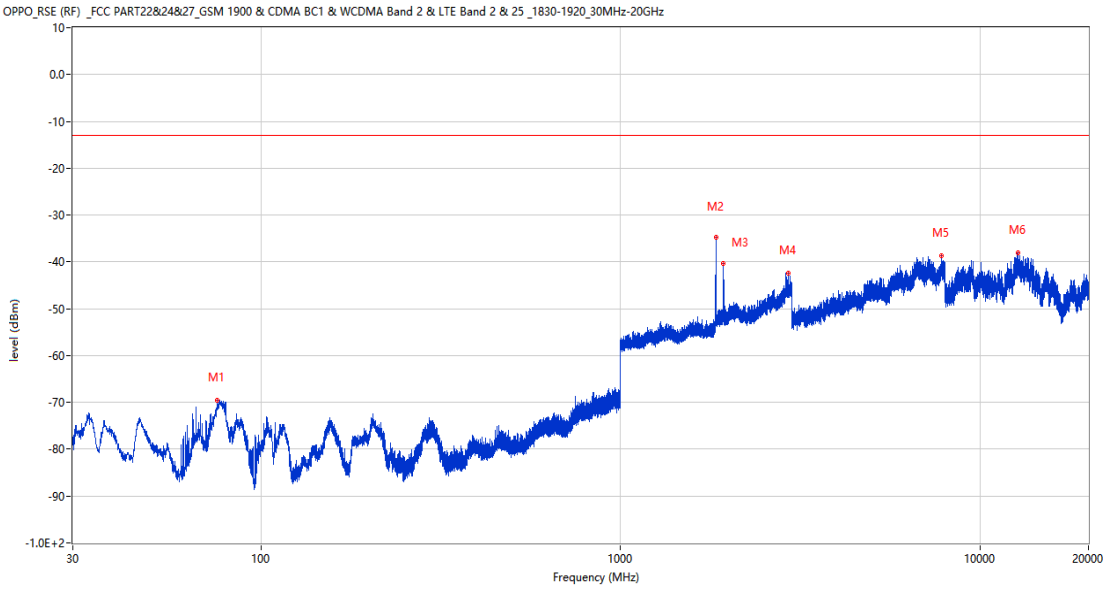

Frequency (MHz)	Result (dBm)	Factor (dB)	PK Limit (dBm)	Over Limit (dB)	Table (o)	ANT	EUT	Verdict
75.638	-69.54	-21.13	-13.0	-56.54	321.00	Vertical	Horizontal	Pass
1841.800	-34.71	2.34	-13.0	-21.71	254.00	Vertical	Horizontal	N/A
1932.900	-40.36	3.20	-13.0	-27.36	280.00	Vertical	Horizontal	N/A
2933.200	-42.38	10.40	-13.0	-29.38	297.00	Vertical	Horizontal	Pass
7811.500	-38.73	16.35	-13.0	-25.73	68.00	Vertical	Horizontal	Pass
12710.813	-38.14	16.42	-13.0	-25.14	163.00	Vertical	Horizontal	Pass

5.2 WCDMA Band 2 Middle Channel

RSE-H&H WCDMA Band 2 CH9400

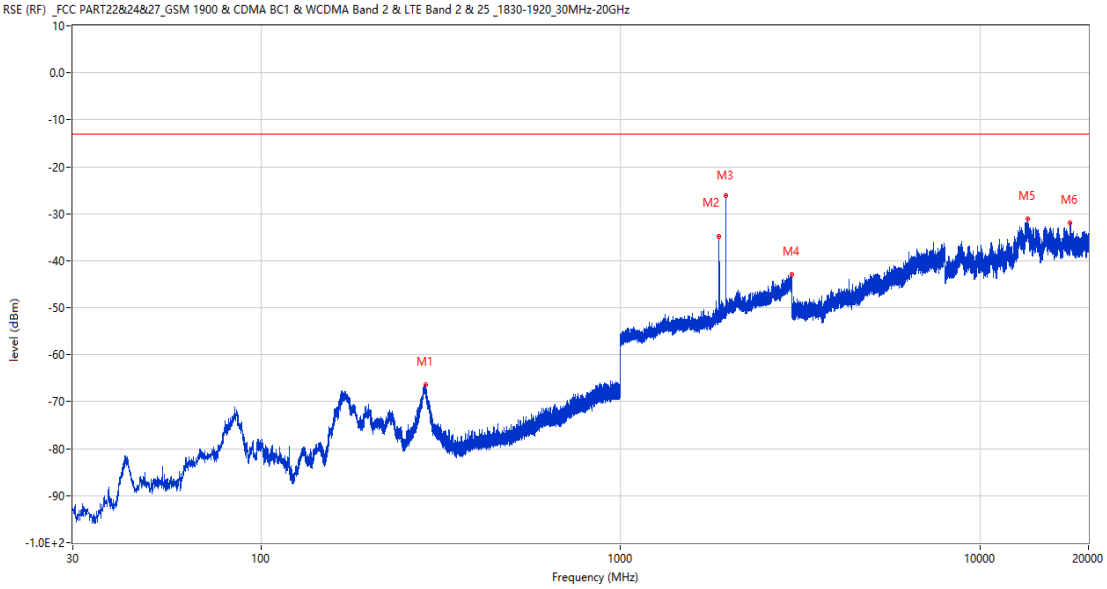

Frequency (MHz)	Result (dBm)	Factor (dB)	PK Limit (dBm)	Over Limit (dB)	Table (o)	ANT	EUT	Verdict
286.807	-66.43	-12.01	-13.0	-53.43	224.00	Horizontal	Horizontal	Pass
1880.400	-34.93	2.76	-13.0	-21.93	210.00	Horizontal	Horizontal	N/A
1960.700	-26.16	3.40	-13.0	-13.16	258.00	Horizontal	Horizontal	N/A
2998.400	-42.87	10.61	-13.0	-29.87	210.00	Horizontal	Horizontal	Pass
13544.963	-30.99	25.09	-13.0	-17.99	322.00	Horizontal	Horizontal	Pass
17815.937	-31.97	22.29	-13.0	-18.97	70.00	Horizontal	Horizontal	Pass

RSE-H&V WCDMA Band 2 CH9400

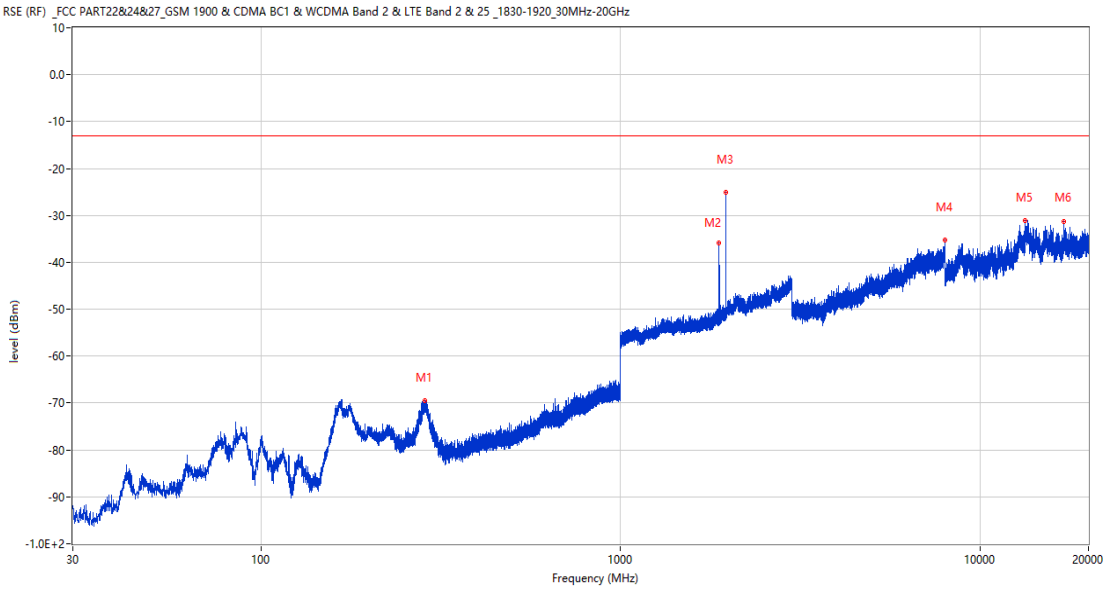

Frequency (MHz)	Result (dBm)	Factor (dB)	PK Limit (dBm)	Over Limit (dB)	Table (o)	ANT	EUT	Verdict
286.468	-69.55	-12.03	-13.0	-56.55	214.00	Horizontal	Vertical	Pass
1880.200	-35.87	2.76	-13.0	-22.87	213.00	Horizontal	Vertical	N/A
1961.900	-25.07	3.33	-13.0	-12.07	146.00	Horizontal	Vertical	N/A
7987.000	-35.27	18.30	-13.0	-22.27	18.00	Horizontal	Vertical	Pass
13360.451	-31.05	24.60	-13.0	-18.05	187.00	Horizontal	Vertical	Pass
17096.738	-31.20	23.60	-13.0	-18.20	148.00	Horizontal	Vertical	Pass

RSE-V&V WCDMA Band 2 CH9400

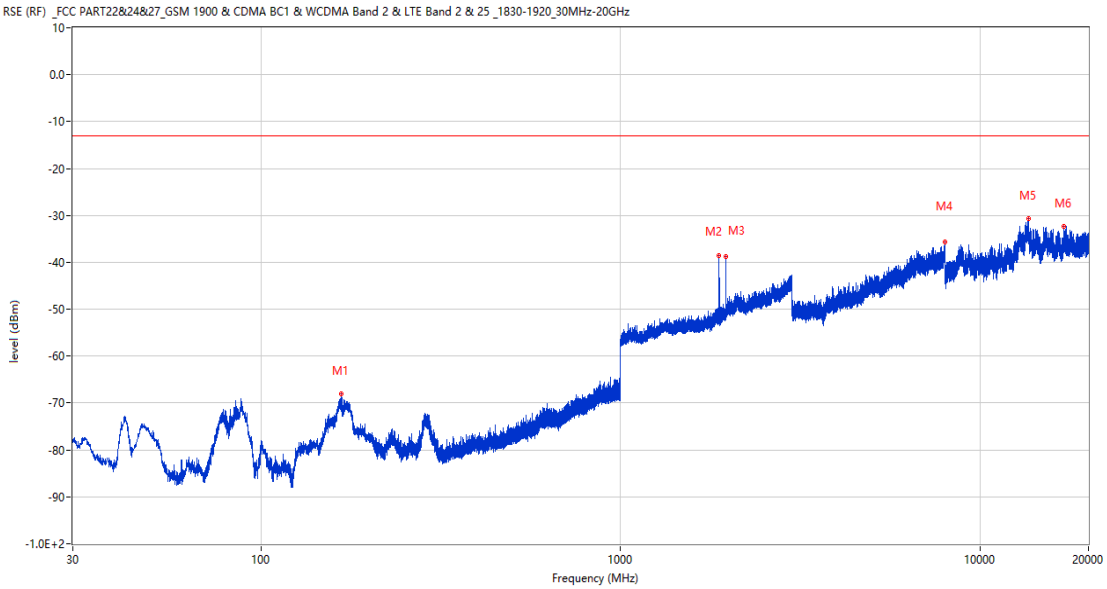

Frequency (MHz)	Result (dBm)	Factor (dB)	PK Limit (dBm)	Over Limit (dB)	Table (o)	ANT	EUT	Verdict
167.158	-68.05	-17.94	-13.0	-55.05	0.00	Vertical	Vertical	Pass
1880.400	-38.55	2.76	-13.0	-25.55	322.00	Vertical	Vertical	N/A
1960.000	-38.85	3.41	-13.0	-25.85	204.00	Vertical	Vertical	N/A
7994.750	-35.72	18.73	-13.0	-22.72	197.00	Vertical	Vertical	Pass
13625.800	-30.75	24.85	-13.0	-17.75	200.00	Vertical	Vertical	Pass
17089.488	-32.33	23.43	-13.0	-19.33	1.00	Vertical	Vertical	Pass

RSE-V&H WCDMA Band 2 CH9400

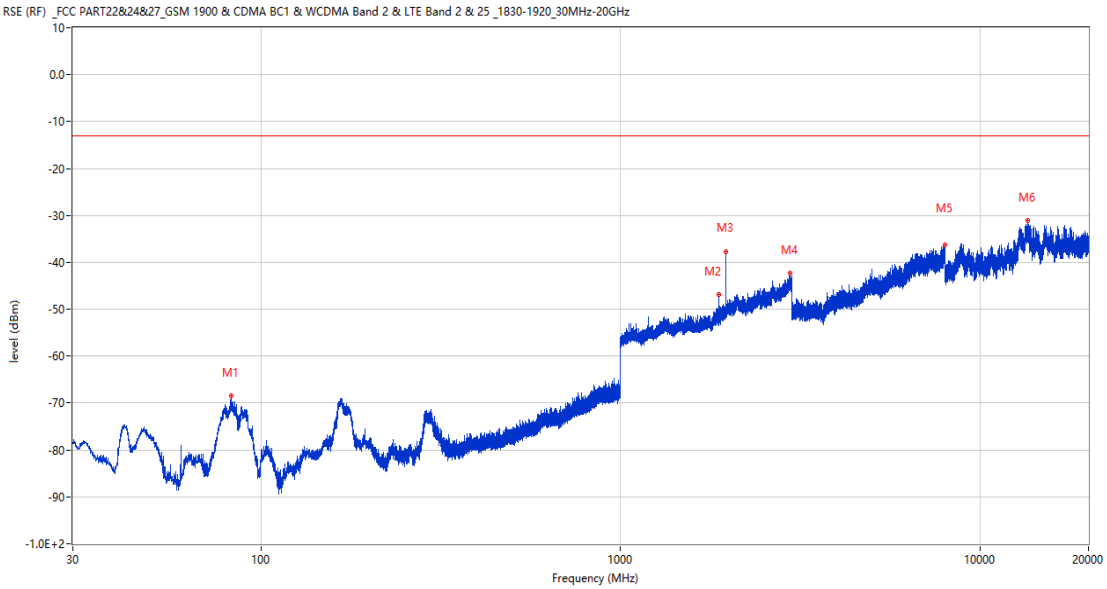

Frequency (MHz)	Result (dBm)	Factor (dB)	PK Limit (dBm)	Over Limit (dB)	Table (o)	ANT	EUT	Verdict
82.574	-68.45	-19.96	-13.0	-55.45	70.00	Vertical	Horizontal	Pass
1880.100	-46.89	2.76	-13.0	-33.89	294.00	Vertical	Horizontal	N/A
1961.900	-37.65	3.33	-13.0	-24.65	204.00	Vertical	Horizontal	N/A
2967.600	-42.34	11.82	-13.0	-29.34	18.00	Vertical	Horizontal	Pass
7972.750	-36.22	18.12	-13.0	-23.22	216.00	Vertical	Horizontal	Pass
13566.349	-31.02	25.11	-13.0	-18.02	289.00	Vertical	Horizontal	Pass

5.3 WCDMA Band 2 High Channel

RSE-H&H WCDMA Band 2 CH9538

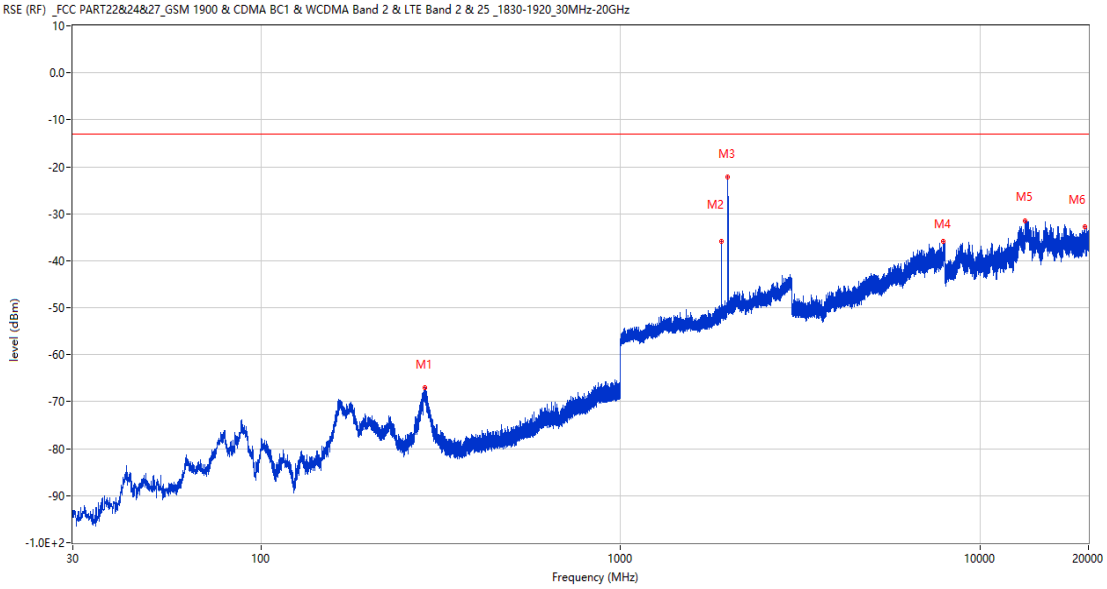

Frequency (MHz)	Result (dBm)	Factor (dB)	PK Limit (dBm)	Over Limit (dB)	Table (o)	ANT	EUT	Verdict
286.419	-66.94	-12.03	-13.0	-53.94	219.00	Horizontal	Horizontal	Pass
1909.600	-35.90	3.09	-13.0	-22.90	210.00	Horizontal	Horizontal	N/A
1988.200	-22.12	4.49	-13.0	-9.12	252.00	Horizontal	Horizontal	N/A
7907.000	-35.91	18.02	-13.0	-22.91	360.00	Horizontal	Horizontal	Pass
13350.662	-31.53	24.54	-13.0	-18.53	28.00	Horizontal	Horizontal	Pass
19548.688	-32.73	21.46	-13.0	-19.73	347.00	Horizontal	Horizontal	Pass

RSE-H&V WCDMA Band 2 CH9538

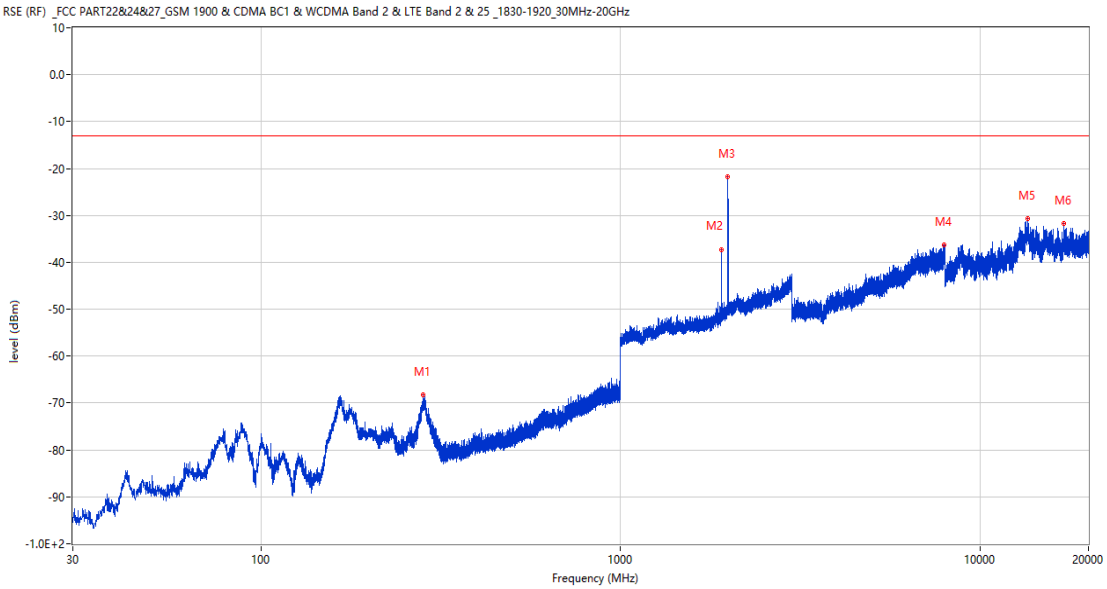

Frequency (MHz)	Result (dBm)	Factor (dB)	PK Limit (dBm)	Over Limit (dB)	Table (o)	ANT	EUT	Verdict
283.025	-68.34	-12.02	-13.0	-55.34	234.00	Horizontal	Vertical	Pass
1909.700	-37.26	3.09	-13.0	-24.26	204.00	Horizontal	Vertical	N/A
1988.900	-21.75	4.54	-13.0	-8.75	145.00	Horizontal	Vertical	N/A
7942.500	-36.24	18.91	-13.0	-23.24	360.00	Horizontal	Vertical	Pass
13587.013	-30.74	24.96	-13.0	-17.74	279.00	Horizontal	Vertical	Pass
17117.762	-31.68	23.62	-13.0	-18.68	238.00	Horizontal	Vertical	Pass

RSE-V&V WCDMA Band 2 CH9538

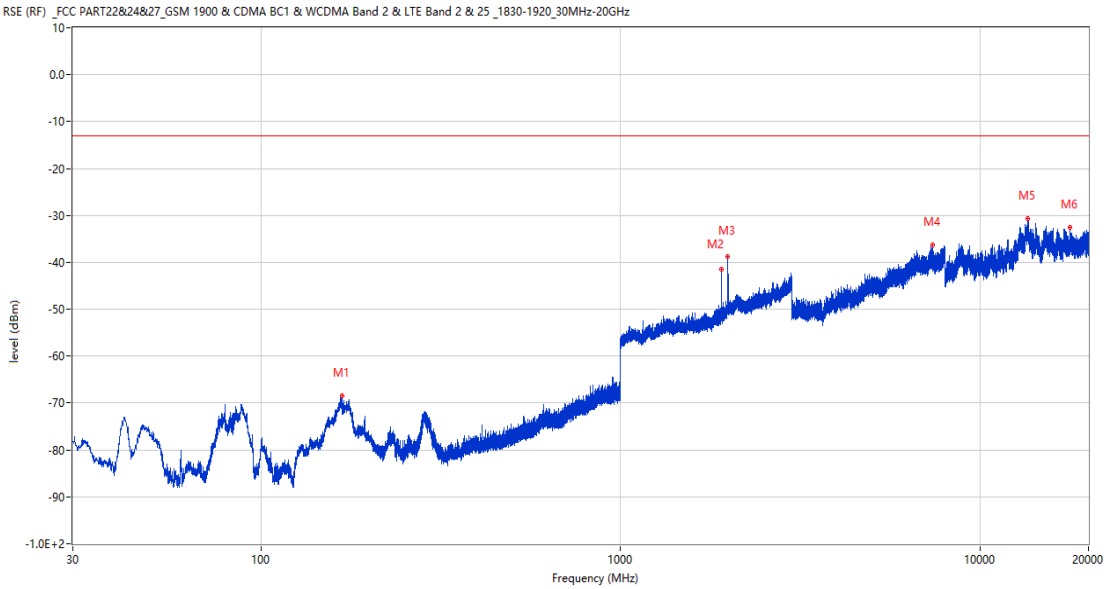

Frequency (MHz)	Result (dBm)	Factor (dB)	PK Limit (dBm)	Over Limit (dB)	Table (o)	ANT	EUT	Verdict
167.837	-68.49	-17.88	-13.0	-55.49	342.00	Vertical	Vertical	Pass
1909.600	-41.51	3.09	-13.0	-28.51	338.00	Vertical	Vertical	N/A
1989.100	-38.88	4.55	-13.0	-25.88	211.00	Vertical	Vertical	N/A
7392.250	-36.22	17.67	-13.0	-23.22	312.00	Vertical	Vertical	Pass
13572.875	-30.58	25.06	-13.0	-17.58	1.00	Vertical	Vertical	Pass
17816.662	-32.63	22.27	-13.0	-19.63	221.00	Vertical	Vertical	Pass

RSE-V&H WCDMA Band 2 CH9538

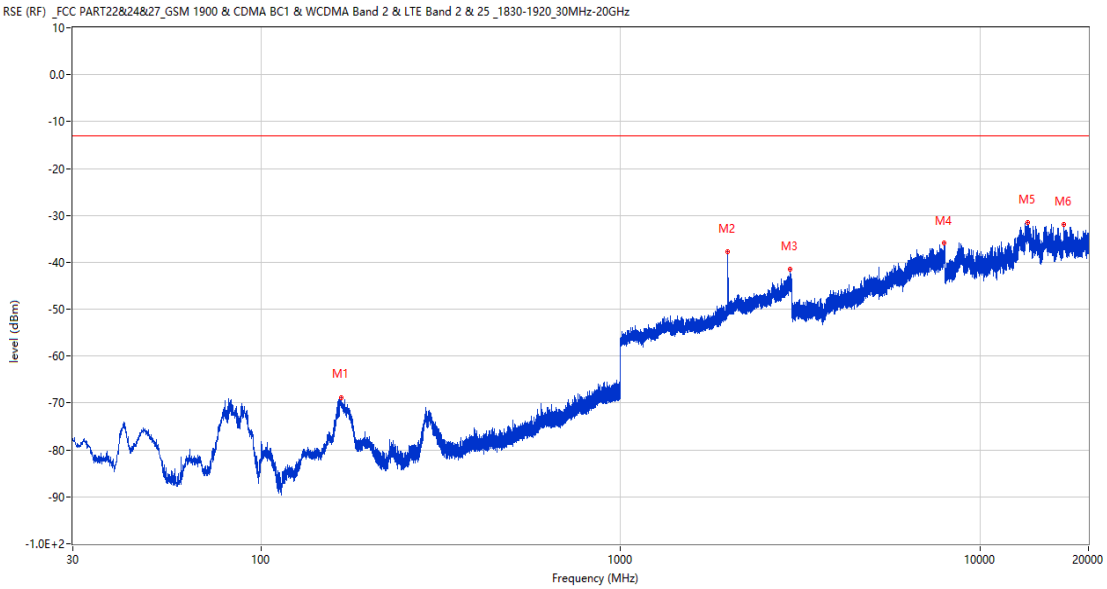

Frequency (MHz)	Result (dBm)	Factor (dB)	PK Limit (dBm)	Over Limit (dB)	Table (o)	ANT	EUT	Verdict
167.594	-68.78	-17.92	-13.0	-55.78	350.00	Vertical	Horizontal	Pass
1988.800	-37.78	4.53	-13.0	-24.78	199.00	Vertical	Horizontal	N/A
2968.600	-41.41	11.86	-13.0	-28.41	354.00	Vertical	Horizontal	Pass
7935.500	-35.87	18.84	-13.0	-22.87	228.00	Vertical	Horizontal	Pass
13566.713	-31.43	25.10	-13.0	-18.43	247.00	Vertical	Horizontal	Pass
17098.912	-31.84	23.65	-13.0	-18.84	25.00	Vertical	Horizontal	Pass

6 WCDMA Band 4

6.1 WCDMA Band 4 Low Channel

RSE-H&H WCDMA Band 4 CH1312

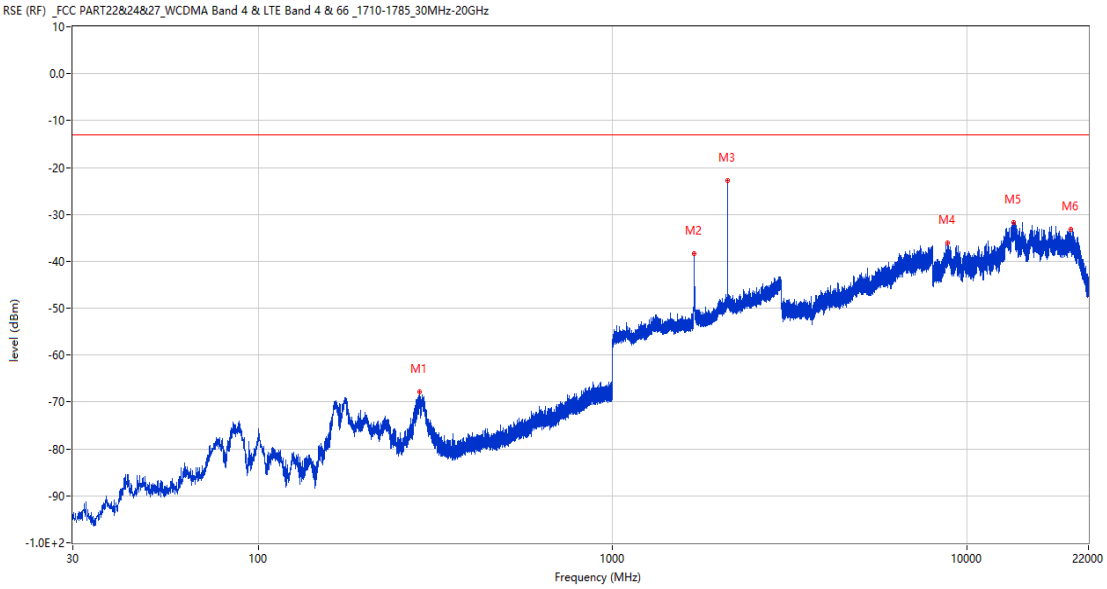

Frequency (MHz)	Result (dBm)	Factor (dB)	PK Limit (dBm)	Over Limit (dB)	Table (o)	ANT	EUT	Verdict
285.401	-67.91	-12.01	-13.0	-54.91	238.00	Horizontal	Horizontal	Pass
1701.600	-38.40	2.76	-13.0	-25.40	360.00	Horizontal	Horizontal	N/A
2114.400	-22.73	5.66	-13.0	-9.73	154.00	Horizontal	Horizontal	N/A
8816.525	-36.17	19.81	-13.0	-23.17	322.00	Horizontal	Horizontal	Pass
13540.875	-31.76	24.99	-13.0	-18.76	360.00	Horizontal	Horizontal	Pass
19604.713	-33.18	21.48	-13.0	-20.18	2.00	Horizontal	Horizontal	Pass

RSE-H&V WCDMA Band 4 CH1312

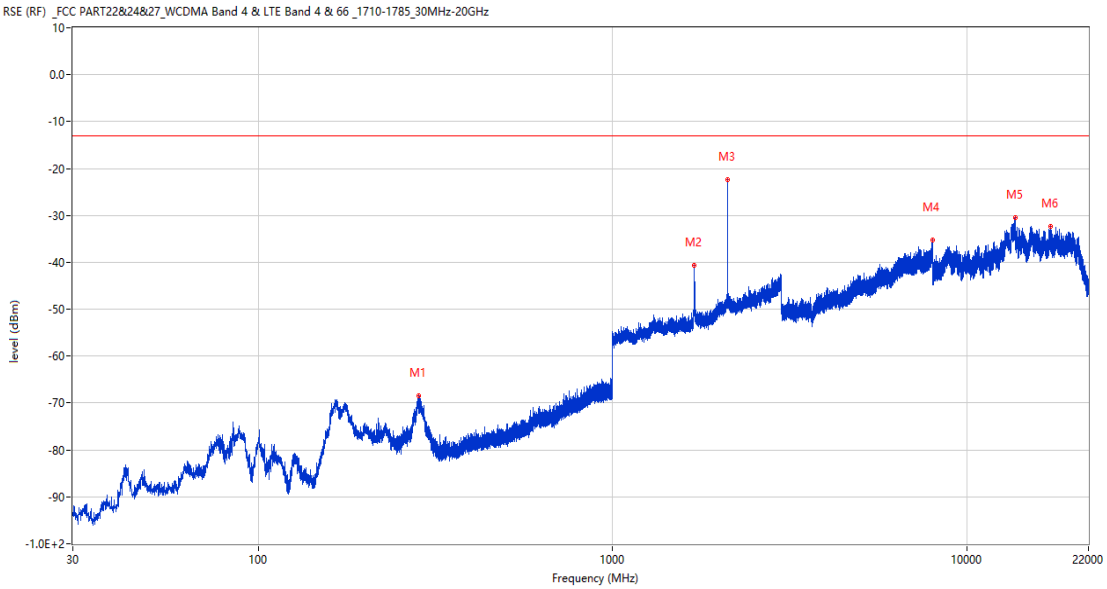

Frequency (MHz)	Result (dBm)	Factor (dB)	PK Limit (dBm)	Over Limit (dB)	Table (o)	ANT	EUT	Verdict
282.927	-68.46	-12.02	-13.0	-55.46	224.00	Horizontal	Vertical	Pass
1701.600	-40.66	2.76	-13.0	-27.66	22.00	Horizontal	Vertical	N/A
2114.900	-22.47	5.67	-13.0	-9.47	153.00	Horizontal	Vertical	N/A
7999.250	-35.17	18.97	-13.0	-22.17	202.00	Horizontal	Vertical	Pass
13649.563	-30.57	24.83	-13.0	-17.57	360.00	Horizontal	Vertical	Pass
17174.275	-32.35	23.22	-13.0	-19.35	352.00	Horizontal	Vertical	Pass

RSE-V&V WCDMA Band 4 CH1312

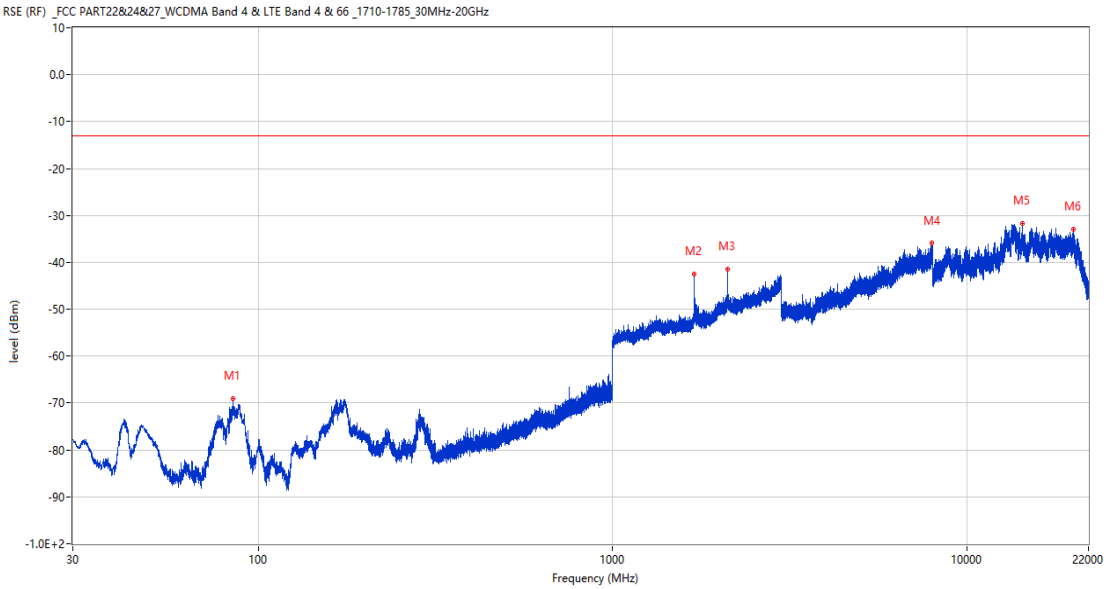

Frequency (MHz)	Result (dBm)	Factor (dB)	PK Limit (dBm)	Over Limit (dB)	Table (o)	ANT	EUT	Verdict
84.805	-69.14	-19.88	-13.0	-56.14	135.00	Vertical	Vertical	Pass
1700.100	-42.47	2.78	-13.0	-29.47	99.00	Vertical	Vertical	N/A
2113.700	-41.45	5.67	-13.0	-28.45	244.00	Vertical	Vertical	N/A
7933.750	-35.93	18.81	-13.0	-22.93	0.00	Vertical	Vertical	Pass
14323.888	-31.72	23.84	-13.0	-18.72	321.00	Vertical	Vertical	Pass
19928.001	-32.89	21.56	-13.0	-19.89	321.00	Vertical	Vertical	Pass

RSE-V&H WCDMA Band 4 CH1312

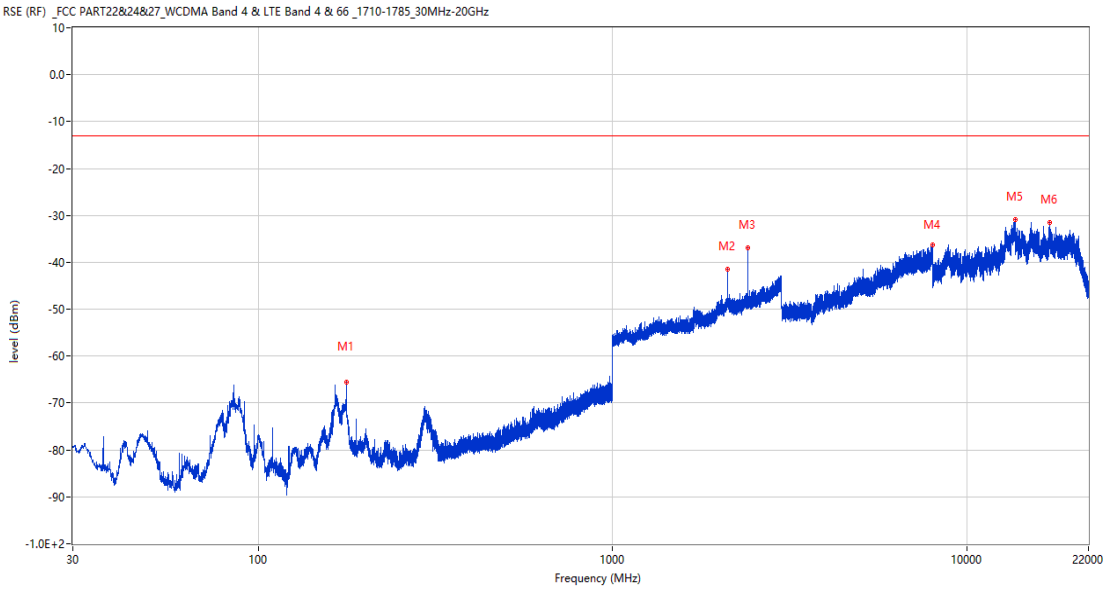

Frequency (MHz)	Result (dBm)	Factor (dB)	PK Limit (dBm)	Over Limit (dB)	Table (o)	ANT	EUT	Verdict
177.100	-65.55	-17.45	-13.0	-52.55	29.00	Vertical	Horizontal	Pass
2114.200	-41.48	5.65	-13.0	-28.48	245.00	Vertical	Horizontal	N/A
2402.700	-37.00	6.21	-13.0	-24.00	88.00	Vertical	Horizontal	N/A
7998.750	-36.32	18.91	-13.0	-23.32	2.00	Vertical	Horizontal	Pass
13651.412	-30.91	24.77	-13.0	-17.91	300.00	Vertical	Horizontal	Pass
17109.988	-31.52	23.64	-13.0	-18.52	360.00	Vertical	Horizontal	Pass

6.2 WCDMA Band 4 Middle Channel

RSE-H&H WCDMA Band 4 CH1412

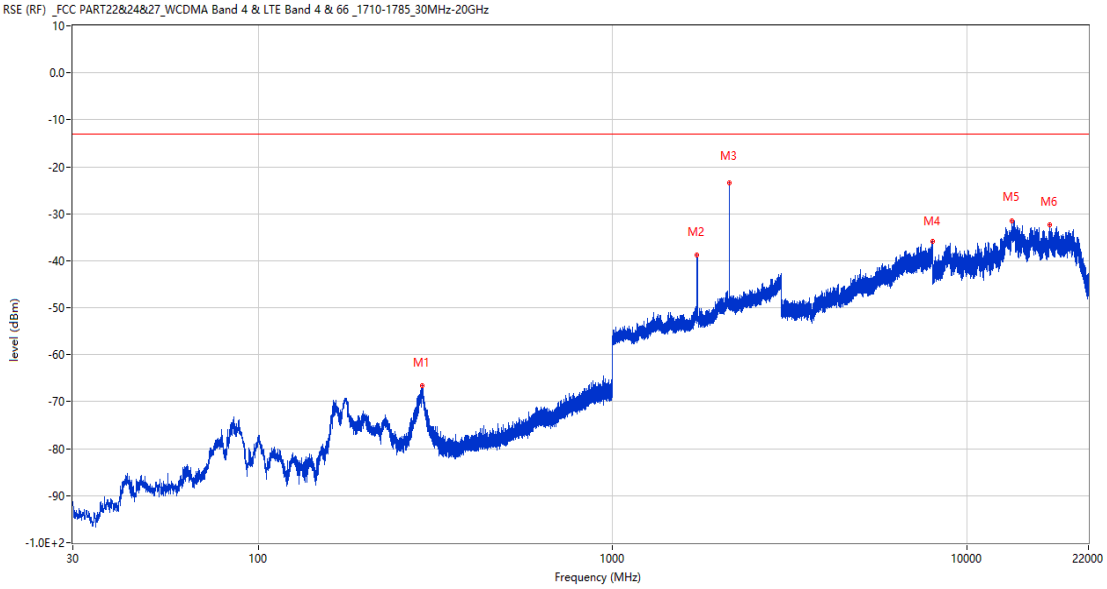

Frequency (MHz)	Result (dBm)	Factor (dB)	PK Limit (dBm)	Over Limit (dB)	Table (o)	ANT	EUT	Verdict
290.203	-66.68	-11.81	-13.0	-53.68	214.00	Horizontal	Horizontal	Pass
1732.300	-38.83	2.45	-13.0	-25.83	152.00	Horizontal	Horizontal	N/A
2134.600	-23.35	5.03	-13.0	-10.35	248.00	Horizontal	Horizontal	N/A
7992.750	-35.95	18.53	-13.0	-22.95	174.00	Horizontal	Horizontal	Pass
13357.725	-31.53	24.59	-13.0	-18.53	31.00	Horizontal	Horizontal	Pass
17109.526	-32.36	23.64	-13.0	-19.36	186.00	Horizontal	Horizontal	Pass

RSE-H&V WCDMA Band 4 CH1412

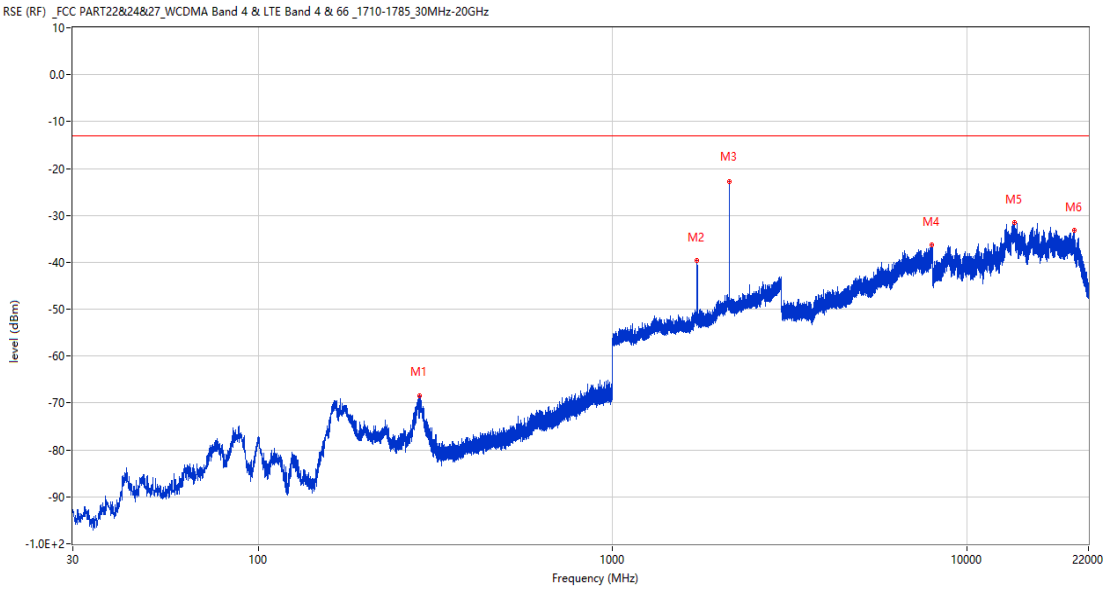

Frequency (MHz)	Result (dBm)	Factor (dB)	PK Limit (dBm)	Over Limit (dB)	Table (o)	ANT	EUT	Verdict
286.080	-68.36	-12.00	-13.0	-55.36	213.00	Horizontal	Vertical	Pass
1732.000	-39.58	2.45	-13.0	-26.58	360.00	Horizontal	Vertical	N/A
2134.700	-22.86	5.04	-13.0	-9.86	248.00	Horizontal	Vertical	N/A
7931.000	-36.32	18.76	-13.0	-23.32	248.00	Horizontal	Vertical	Pass
13571.863	-31.49	25.07	-13.0	-18.49	345.00	Horizontal	Vertical	Pass
20028.363	-33.25	21.59	-13.0	-20.25	50.00	Horizontal	Vertical	Pass

RSE-V&V WCDMA Band 4 CH1412

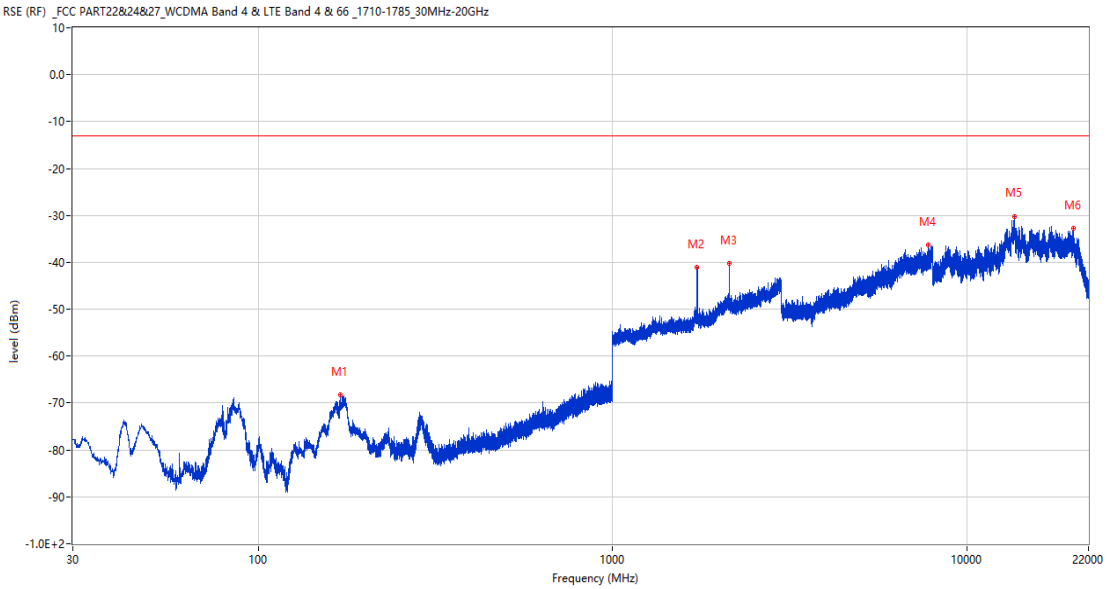

Frequency (MHz)	Result (dBm)	Factor (dB)	PK Limit (dBm)	Over Limit (dB)	Table (o)	ANT	EUT	Verdict
170.116	-68.29	-17.82	-13.0	-55.29	29.00	Vertical	Vertical	Pass
1732.100	-41.07	2.45	-13.0	-28.07	92.00	Vertical	Vertical	N/A
2132.800	-40.19	4.88	-13.0	-27.19	128.00	Vertical	Vertical	N/A
7764.500	-36.37	17.64	-13.0	-23.37	219.00	Vertical	Vertical	Pass
13574.175	-30.23	25.05	-13.0	-17.23	291.00	Vertical	Vertical	Pass
19999.687	-32.78	21.58	-13.0	-19.78	2.00	Vertical	Vertical	Pass

RSE-V&H WCDMA Band 4 CH1412

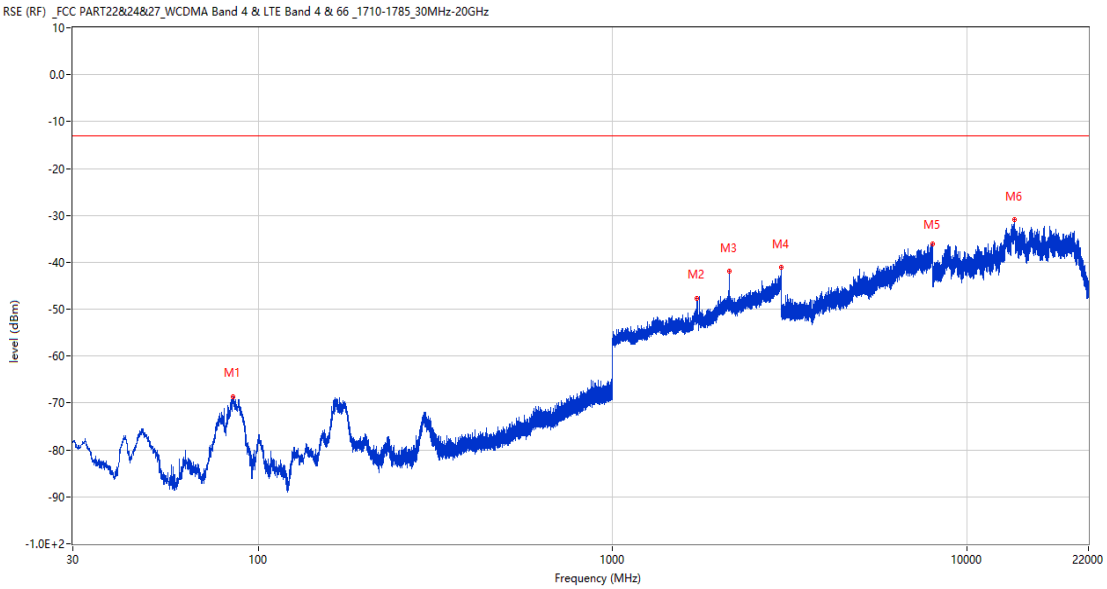

Frequency (MHz)	Result (dBm)	Factor (dB)	PK Limit (dBm)	Over Limit (dB)	Table (o)	ANT	EUT	Verdict
84.951	-68.56	-19.87	-13.0	-55.56	98.00	Vertical	Horizontal	Pass
1732.600	-47.76	2.45	-13.0	-34.76	351.00	Vertical	Horizontal	N/A
2133.000	-41.86	4.87	-13.0	-28.86	125.00	Vertical	Horizontal	N/A
2987.600	-41.10	10.83	-13.0	-28.10	226.00	Vertical	Horizontal	Pass
7997.250	-36.04	18.86	-13.0	-23.04	19.00	Vertical	Horizontal	Pass
13623.663	-30.92	24.85	-13.0	-17.92	287.00	Vertical	Horizontal	Pass

6.3 WCDMA Band 4 High Channel

RSE-H&H WCDMA Band 4 CH1513

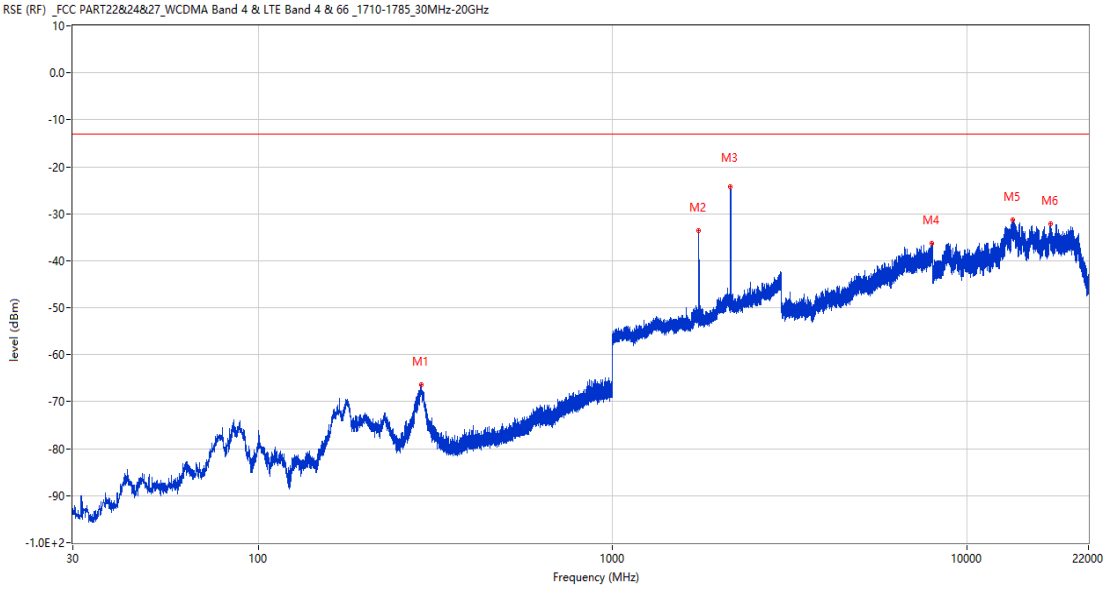

Frequency (MHz)	Result (dBm)	Factor (dB)	PK Limit (dBm)	Over Limit (dB)	Table (o)	ANT	EUT	Verdict
288.505	-66.32	-11.87	-13.0	-53.32	222.00	Horizontal	Horizontal	Pass
1751.700	-33.53	2.26	-13.0	-20.53	167.00	Horizontal	Horizontal	N/A
2152.700	-24.22	4.96	-13.0	-11.22	233.00	Horizontal	Horizontal	N/A
7930.750	-36.33	18.76	-13.0	-23.33	328.00	Horizontal	Horizontal	Pass
13418.776	-31.37	24.72	-13.0	-18.37	360.00	Horizontal	Horizontal	Pass
17163.176	-32.22	23.36	-13.0	-19.22	11.00	Horizontal	Horizontal	Pass

RSE-H&V WCDMA Band 4 CH1513

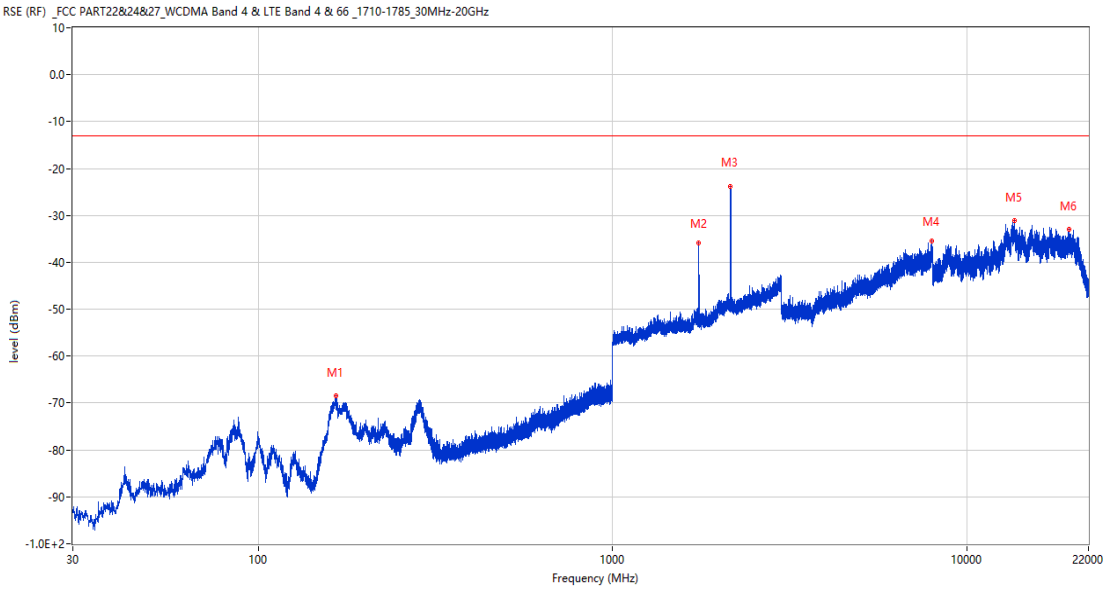

Frequency (MHz)	Result (dBm)	Factor (dB)	PK Limit (dBm)	Over Limit (dB)	Table (o)	ANT	EUT	Verdict
165.557	-68.55	-18.02	-13.0	-55.55	325.00	Horizontal	Vertical	Pass
1751.800	-35.89	2.26	-13.0	-22.89	360.00	Horizontal	Vertical	N/A
2152.100	-23.74	5.01	-13.0	-10.74	148.00	Horizontal	Vertical	N/A
7937.500	-35.44	18.95	-13.0	-22.44	271.00	Horizontal	Vertical	Pass
13615.337	-31.18	24.86	-13.0	-18.18	0.00	Horizontal	Vertical	Pass
19372.538	-32.95	21.42	-13.0	-19.95	17.00	Horizontal	Vertical	Pass

RSE-V&V WCDMA Band 4 CH1513

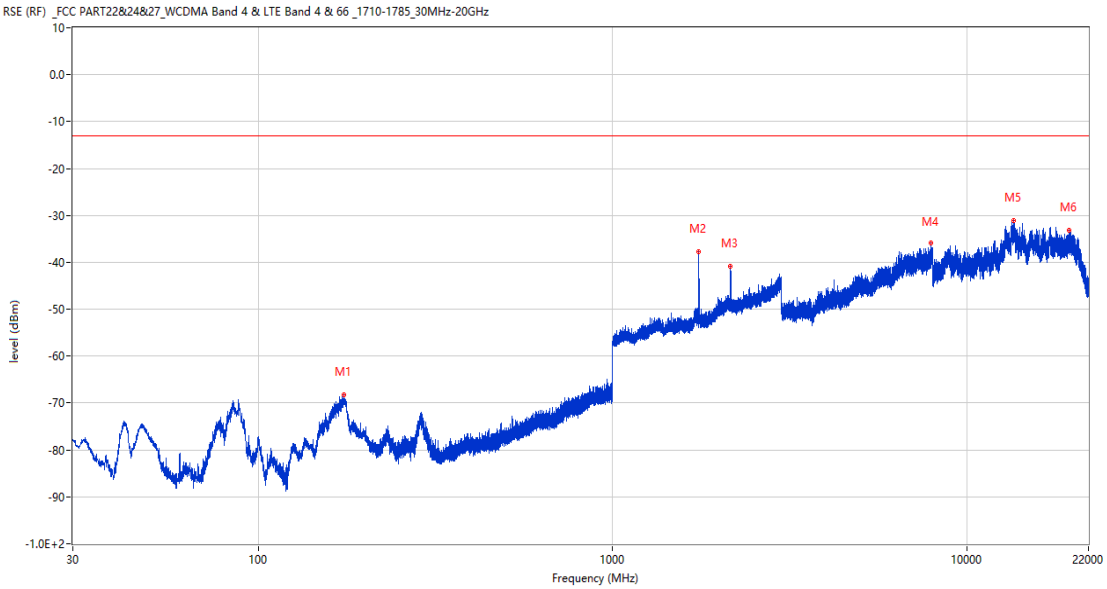

Frequency (MHz)	Result (dBm)	Factor (dB)	PK Limit (dBm)	Over Limit (dB)	Table (o)	ANT	EUT	Verdict
174.288	-68.20	-17.75	-13.0	-55.20	0.00	Vertical	Vertical	Pass
1751.800	-37.77	2.26	-13.0	-24.77	98.00	Vertical	Vertical	N/A
2153.100	-40.79	4.94	-13.0	-27.79	249.00	Vertical	Vertical	N/A
7925.750	-35.94	18.44	-13.0	-22.94	353.00	Vertical	Vertical	Pass
13561.687	-31.05	25.14	-13.0	-18.05	2.00	Vertical	Vertical	Pass
19400.286	-33.13	21.43	-13.0	-20.13	298.00	Vertical	Vertical	Pass

RSE-V&H WCDMA Band 4 CH1513

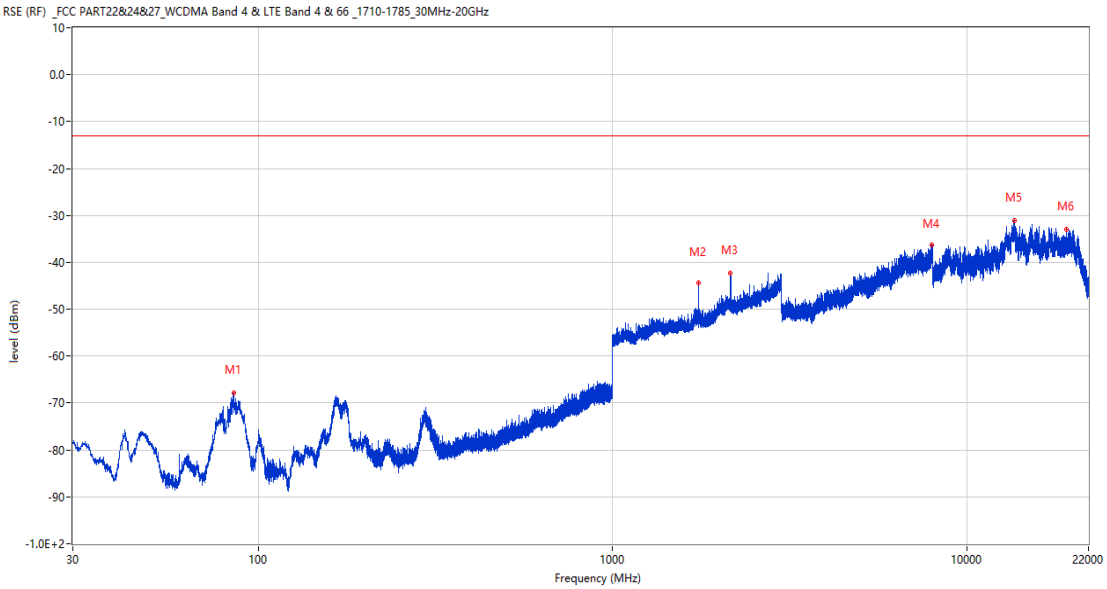

Frequency (MHz)	Result (dBm)	Factor (dB)	PK Limit (dBm)	Over Limit (dB)	Table (o)	ANT	EUT	Verdict
85.436	-67.77	-19.83	-13.0	-54.77	62.00	Vertical	Horizontal	Pass
1751.900	-44.30	2.26	-13.0	-31.30	57.00	Vertical	Horizontal	N/A
2152.600	-42.34	4.96	-13.0	-29.34	128.00	Vertical	Horizontal	N/A
7959.750	-36.36	18.30	-13.0	-23.36	24.00	Vertical	Horizontal	Pass
13619.037	-31.12	24.85	-13.0	-18.12	321.00	Vertical	Horizontal	Pass
19026.125	-32.98	21.33	-13.0	-19.98	277.00	Vertical	Horizontal	Pass

7 WCDMA Band 5

7.1 WCDMA Band 5 Low Channel

RSE-H&H WCDMA Band 5 CH4132

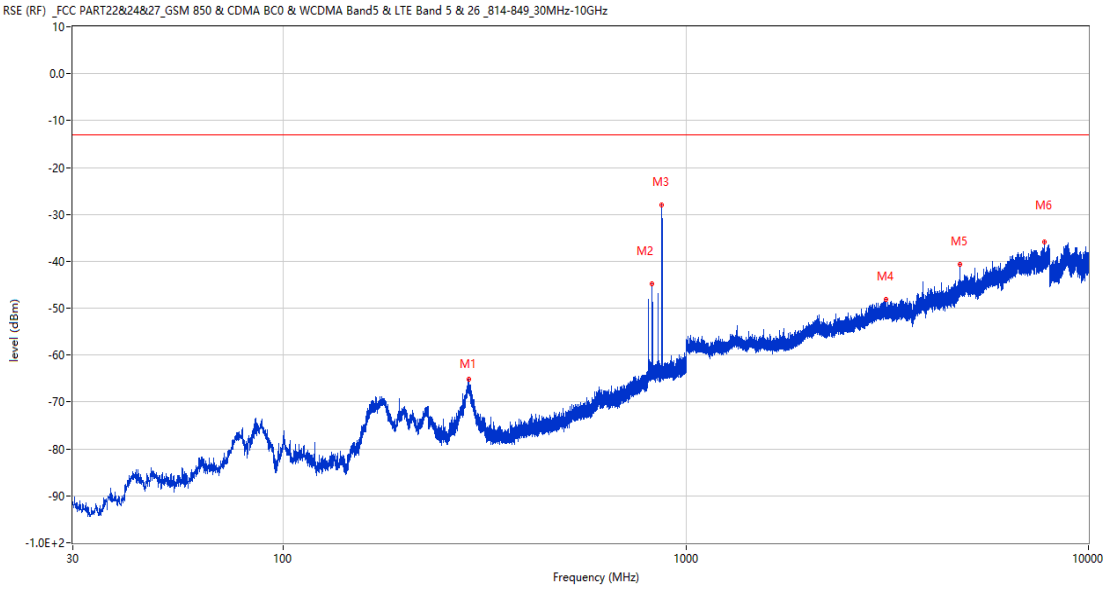

Frequency (MHz)	Result (dBm)	Factor (dB)	PK Limit (dBm)	Over Limit (dB)	Table (o)	ANT	EUT	Verdict
288.457	-65.13	-9.02	-13.0	-52.13	224.00	Horizontal	Horizontal	Pass
824.721	-44.71	6.91	-13.0	-31.71	98.00	Horizontal	Horizontal	N/A
871.863	-27.97	6.42	-13.0	-14.97	246.00	Horizontal	Horizontal	N/A
3135.750	-48.12	6.90	-13.0	-35.12	0.00	Horizontal	Horizontal	Pass
4793.250	-40.68	12.76	-13.0	-27.68	11.00	Horizontal	Horizontal	Pass
7776.750	-35.85	18.19	-13.0	-22.85	11.00	Horizontal	Horizontal	Pass

RSE-H&V WCDMA Band 5 CH4132

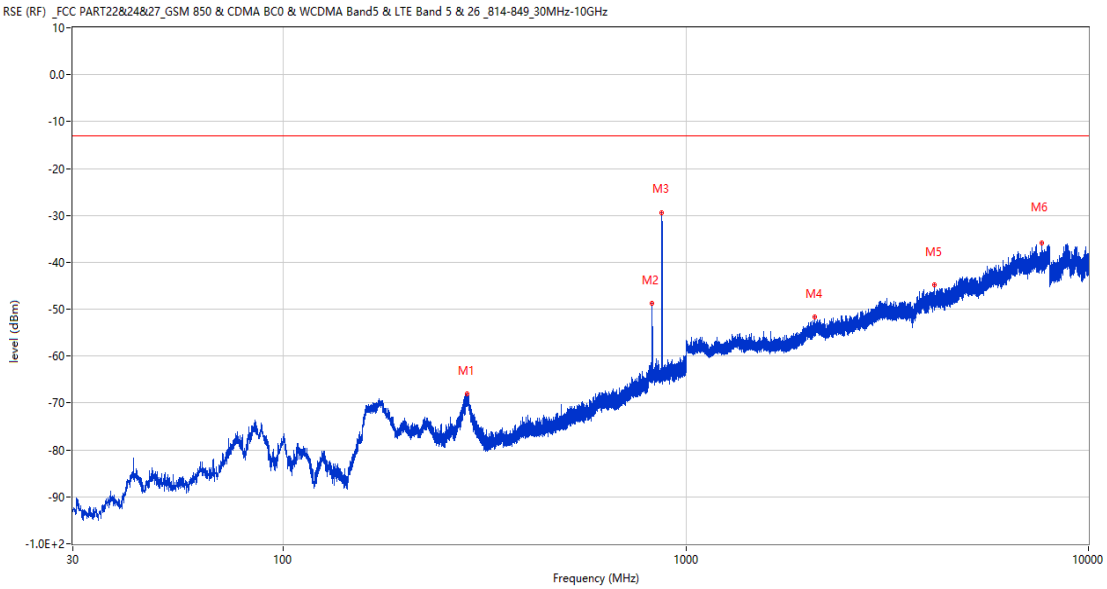

Frequency (MHz)	Result (dBm)	Factor (dB)	PK Limit (dBm)	Over Limit (dB)	Table (o)	ANT	EUT	Verdict
285.934	-68.06	-9.19	-13.0	-55.06	224.00	Horizontal	Vertical	Pass
824.866	-48.73	6.92	-13.0	-35.73	179.00	Horizontal	Vertical	N/A
870.554	-29.35	6.38	-13.0	-16.35	257.00	Horizontal	Vertical	N/A
2091.100	-51.61	-0.06	-13.0	-38.61	340.00	Horizontal	Vertical	Pass
4145.500	-44.74	9.58	-13.0	-31.74	188.00	Horizontal	Vertical	Pass
7642.750	-35.87	17.18	-13.0	-22.87	0.00	Horizontal	Vertical	Pass

RSE-V&V WCDMA Band 5 CH4132

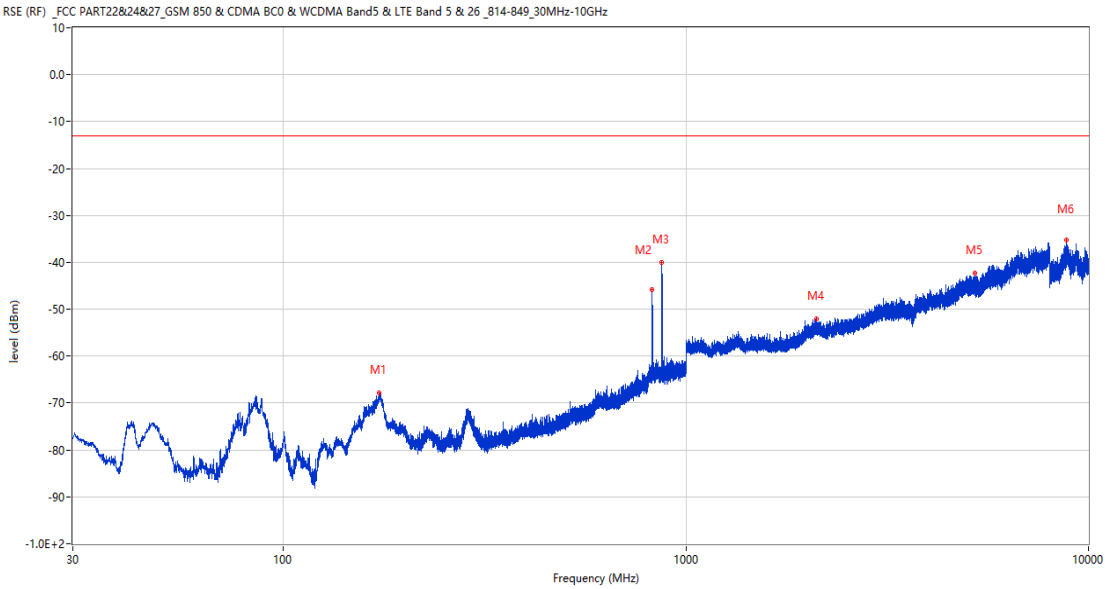

Frequency (MHz)	Result (dBm)	Factor (dB)	PK Limit (dBm)	Over Limit (dB)	Table (o)	ANT	EUT	Verdict
173.124	-67.81	-15.79	-13.0	-54.81	0.00	Vertical	Vertical	Pass
824.866	-45.93	6.92	-13.0	-32.93	19.00	Vertical	Vertical	N/A
872.348	-40.00	6.42	-13.0	-27.00	175.00	Vertical	Vertical	N/A
2107.700	-52.08	0.26	-13.0	-39.08	240.00	Vertical	Vertical	Pass
5233.000	-42.36	12.27	-13.0	-29.36	110.00	Vertical	Vertical	Pass
8832.500	-35.23	20.07	-13.0	-22.23	135.00	Vertical	Vertical	Pass

RSE-V&H WCDMA Band 5 CH4132

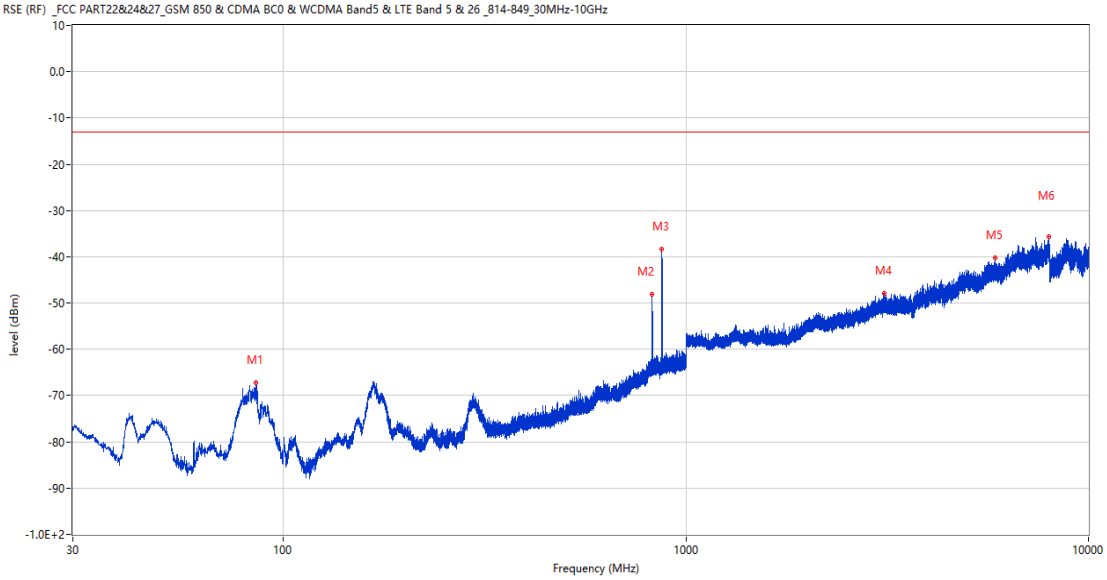

Frequency (MHz)	Result (dBm)	Factor (dB)	PK Limit (dBm)	Over Limit (dB)	Table (o)	ANT	EUT	Verdict
85.678	-67.16	-18.52	-13.0	-54.16	111.00	Vertical	Horizontal	Pass
824.769	-48.20	6.92	-13.0	-35.20	50.00	Vertical	Horizontal	Pass
871.524	-38.33	6.43	-13.0	-25.33	103.00	Vertical	Horizontal	Pass
3105.250	-47.99	6.41	-13.0	-34.99	304.00	Vertical	Horizontal	Pass
5879.500	-40.18	14.54	-13.0	-27.18	220.00	Vertical	Horizontal	Pass
7968.000	-35.75	18.08	-13.0	-22.75	360.00	Vertical	Horizontal	Pass

7.2 WCDMA Band 5 Middle Channel

RSE-H&H WCDMA Band 5 CH4182

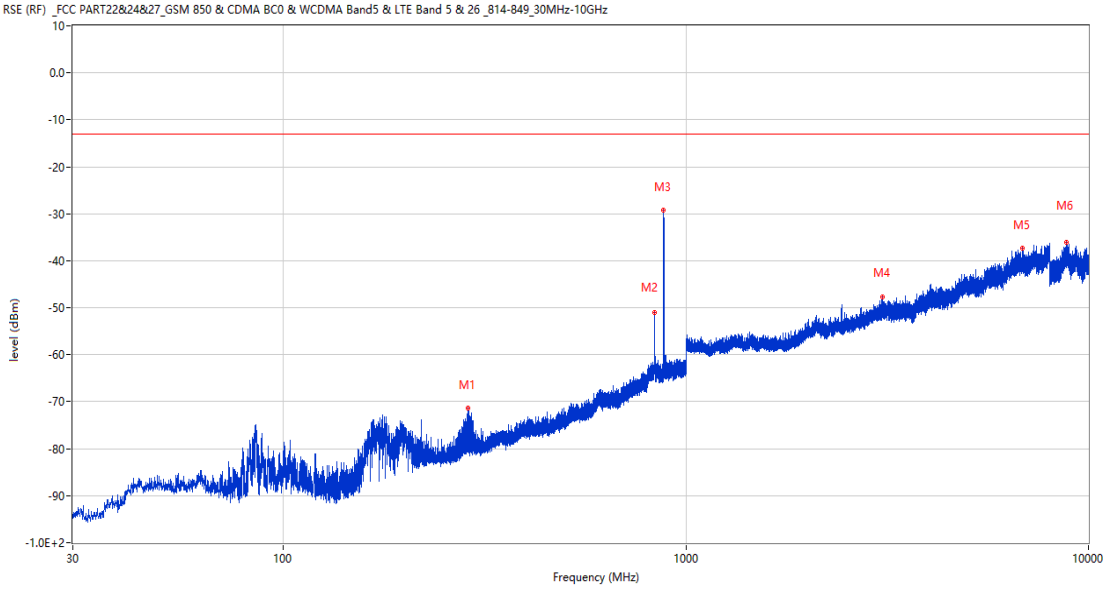

Frequency (MHz)	Result (dBm)	Factor (dB)	PK Limit (dBm)	Over Limit (dB)	Table (o)	ANT	EUT	Verdict
287.293	-71.35	-9.07	-13.0	-58.35	222.00	Horizontal	Horizontal	Pass
835.488	-51.06	7.11	-13.0	-38.06	98.00	Horizontal	Horizontal	N/A
880.884	-29.27	6.73	-13.0	-16.27	234.00	Horizontal	Horizontal	N/A
3086.500	-47.76	7.01	-13.0	-34.76	361.00	Horizontal	Horizontal	Pass
6852.500	-37.39	16.46	-13.0	-24.39	360.00	Horizontal	Horizontal	Pass
8827.500	-36.15	19.99	-13.0	-23.15	345.00	Horizontal	Horizontal	Pass

RSE-H&V WCDMA Band 5 CH4182

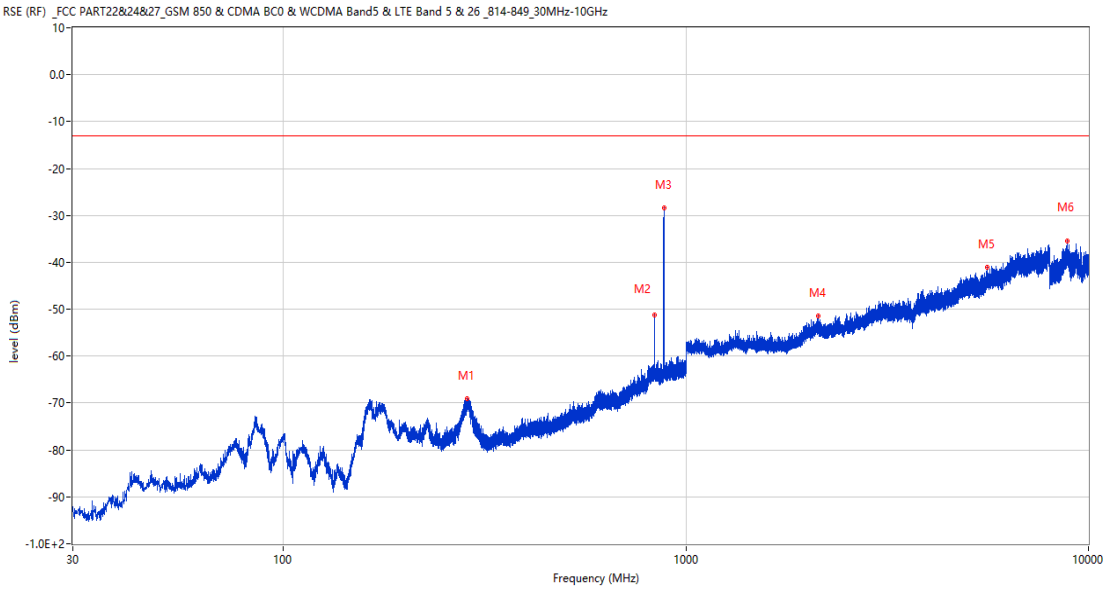

Frequency (MHz)	Result (dBm)	Factor (dB)	PK Limit (dBm)	Over Limit (dB)	Table (o)	ANT	EUT	Verdict
285.498	-69.14	-9.21	-13.0	-56.14	208.00	Horizontal	Vertical	Pass
835.828	-51.33	7.11	-13.0	-38.33	179.00	Horizontal	Vertical	N/A
882.630	-28.39	6.83	-13.0	-15.39	249.00	Horizontal	Vertical	N/A
2132.700	-51.38	-0.33	-13.0	-38.38	99.00	Horizontal	Vertical	Pass
5618.750	-41.14	13.56	-13.0	-28.14	360.00	Horizontal	Vertical	Pass
8848.000	-35.51	20.33	-13.0	-22.51	147.00	Horizontal	Vertical	Pass

RSE-V&V WCDMA Band 5 CH4182

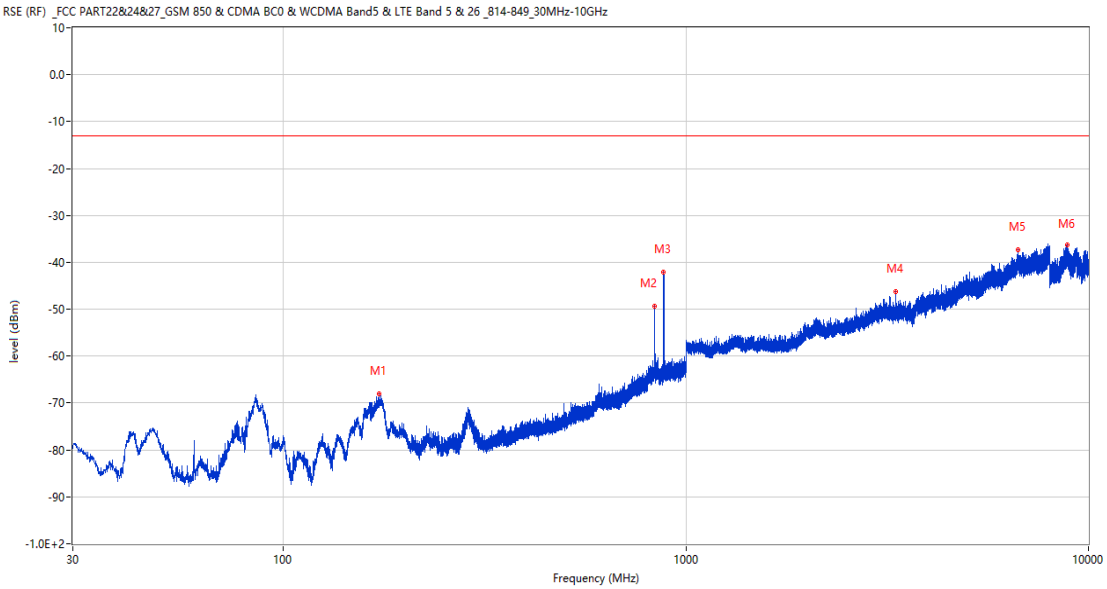

Frequency (MHz)	Result (dBm)	Factor (dB)	PK Limit (dBm)	Over Limit (dB)	Table (o)	ANT	EUT	Verdict
172.590	-68.06	-15.80	-13.0	-55.06	0.00	Vertical	Vertical	Pass
835.439	-49.36	7.11	-13.0	-36.36	7.00	Vertical	Vertical	N/A
880.496	-42.05	6.69	-13.0	-29.05	155.00	Vertical	Vertical	N/A
3328.000	-46.25	6.87	-13.0	-33.25	356.00	Vertical	Vertical	Pass
6689.750	-37.39	17.05	-13.0	-24.39	207.00	Vertical	Vertical	Pass
8840.600	-36.21	20.21	-13.0	-23.21	235.00	Vertical	Vertical	Pass

RSE-V&H WCDMA Band 5 CH4182

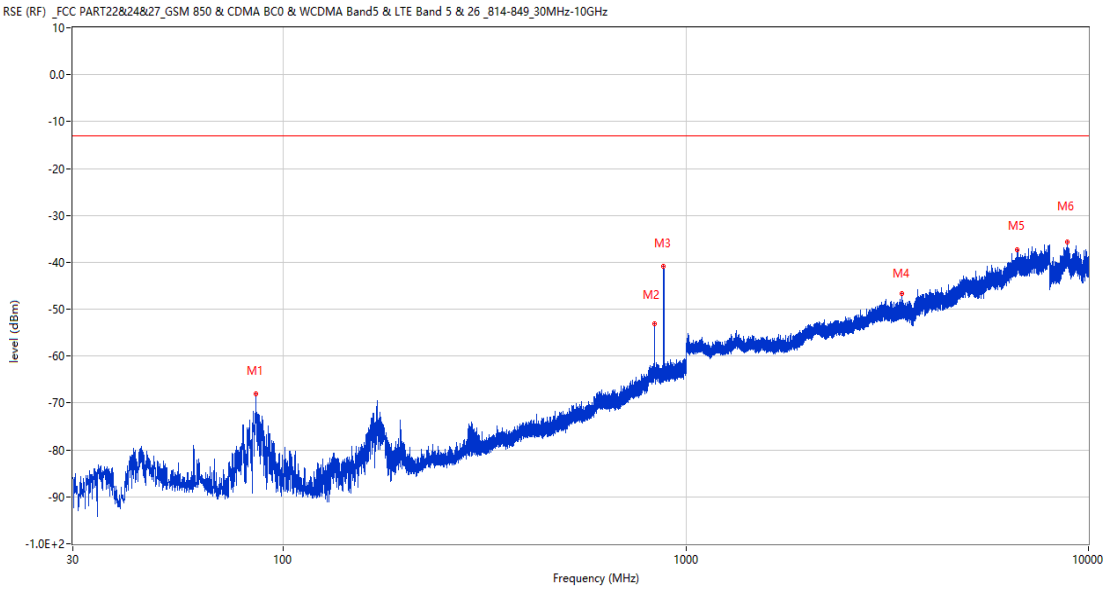

Frequency (MHz)	Result (dBm)	Factor (dB)	PK Limit (dBm)	Over Limit (dB)	Table (o)	ANT	EUT	Verdict
85.581	-68.12	-18.52	-13.0	-55.12	111.00	Vertical	Horizontal	Pass
835.391	-53.06	7.11	-13.0	-40.06	54.00	Vertical	Horizontal	N/A
879.865	-40.83	6.58	-13.0	-27.83	357.00	Vertical	Horizontal	N/A
3444.500	-46.68	7.51	-13.0	-33.68	360.00	Vertical	Horizontal	Pass
6668.000	-37.22	16.53	-13.0	-24.22	265.00	Vertical	Horizontal	Pass
8852.100	-35.71	20.33	-13.0	-22.71	343.00	Vertical	Horizontal	Pass

7.3 WCDMA Band 5 High Channel

RSE-H&H WCDMA Band 5 CH4233

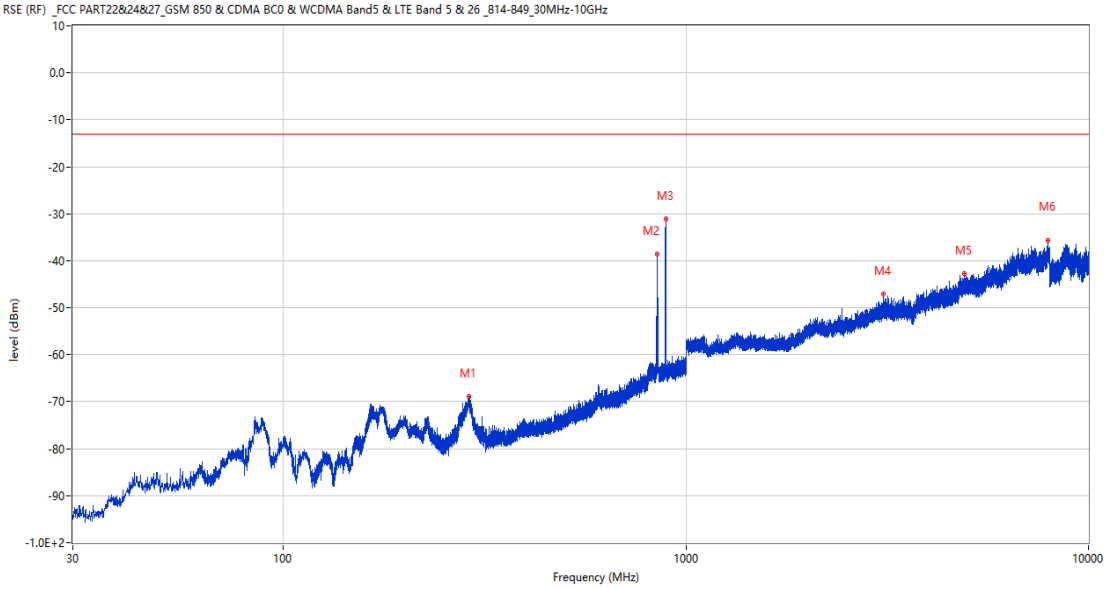

Frequency (MHz)	Result (dBm)	Factor (dB)	PK Limit (dBm)	Over Limit (dB)	Table (o)	ANT	EUT	Verdict
288.651	-68.93	-9.04	-13.0	-55.93	53.00	Horizontal	Horizontal	Pass
848.438	-38.57	7.31	-13.0	-25.57	99.00	Horizontal	Horizontal	N/A
892.233	-31.16	6.95	-13.0	-18.16	251.00	Horizontal	Horizontal	N/A
3089.750	-47.06	6.91	-13.0	-34.06	157.00	Horizontal	Horizontal	Pass
4915.250	-42.70	13.23	-13.0	-29.70	287.00	Horizontal	Horizontal	Pass
7940.750	-35.74	18.98	-13.0	-22.74	76.00	Horizontal	Horizontal	Pass

RSE-H&V WCDMA Band 5 CH4233

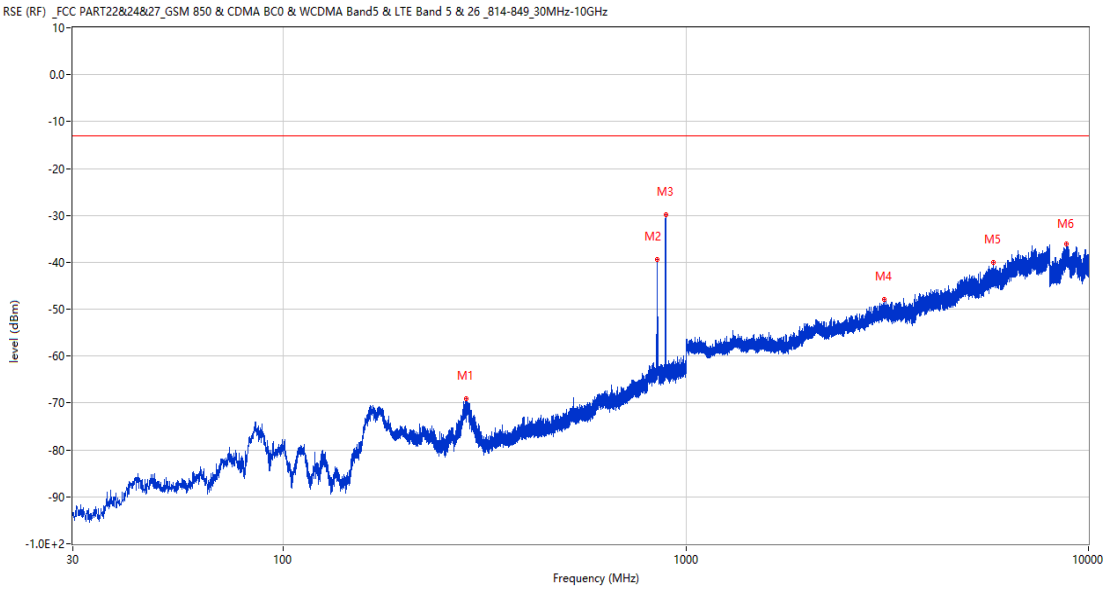

Frequency (MHz)	Result (dBm)	Factor (dB)	PK Limit (dBm)	Over Limit (dB)	Table (o)	ANT	EUT	Verdict
284.916	-69.12	-9.26	-13.0	-56.12	218.00	Horizontal	Vertical	Pass
848.438	-39.46	7.31	-13.0	-26.46	166.00	Horizontal	Vertical	N/A
891.166	-29.83	6.94	-13.0	-16.83	250.00	Horizontal	Vertical	N/A
3104.500	-47.91	6.36	-13.0	-34.91	186.00	Horizontal	Vertical	Pass
5811.250	-40.08	14.58	-13.0	-27.08	138.00	Horizontal	Vertical	Pass
8839.000	-36.04	20.18	-13.0	-23.04	323.00	Horizontal	Vertical	Pass

RSE-V&V WCDMA Band 5 CH4233

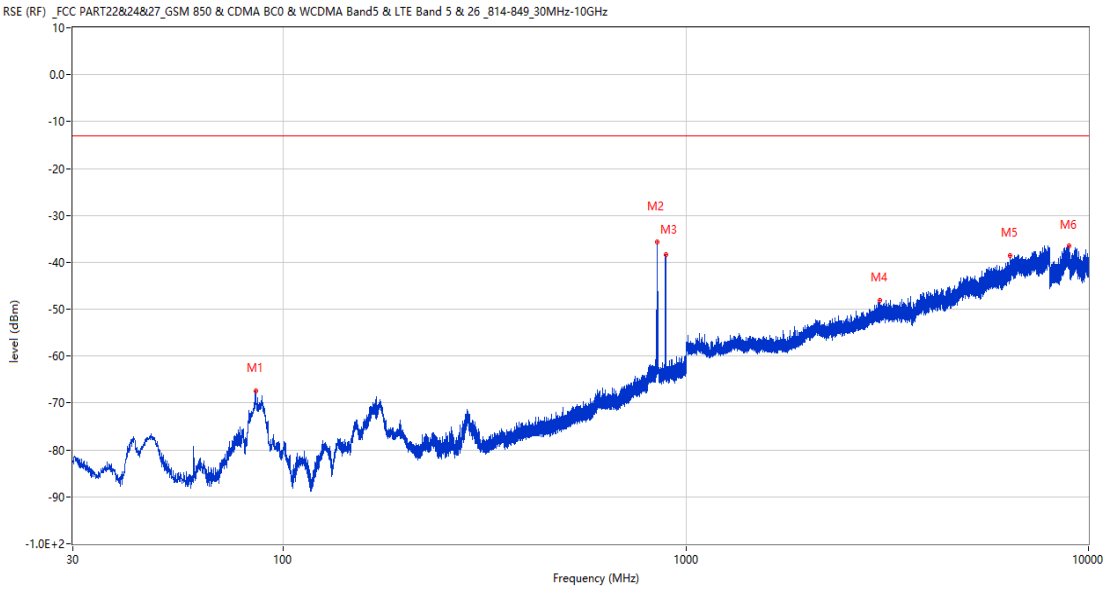

Frequency (MHz)	Result (dBm)	Factor (dB)	PK Limit (dBm)	Over Limit (dB)	Table (o)	ANT	EUT	Verdict
85.290	-67.48	-18.54	-13.0	-54.48	115.00	Vertical	Vertical	Pass
848.438	-35.67	7.31	-13.0	-22.67	349.00	Vertical	Vertical	N/A
892.572	-38.28	6.94	-13.0	-25.28	270.00	Vertical	Vertical	N/A
3032.500	-48.22	6.45	-13.0	-35.22	190.00	Vertical	Vertical	Pass
6396.000	-38.50	15.83	-13.0	-25.50	360.00	Vertical	Vertical	Pass
8951.300	-36.51	19.39	-13.0	-23.51	360.00	Vertical	Vertical	Pass

RSE-V&H WCDMA Band 5 CH4233

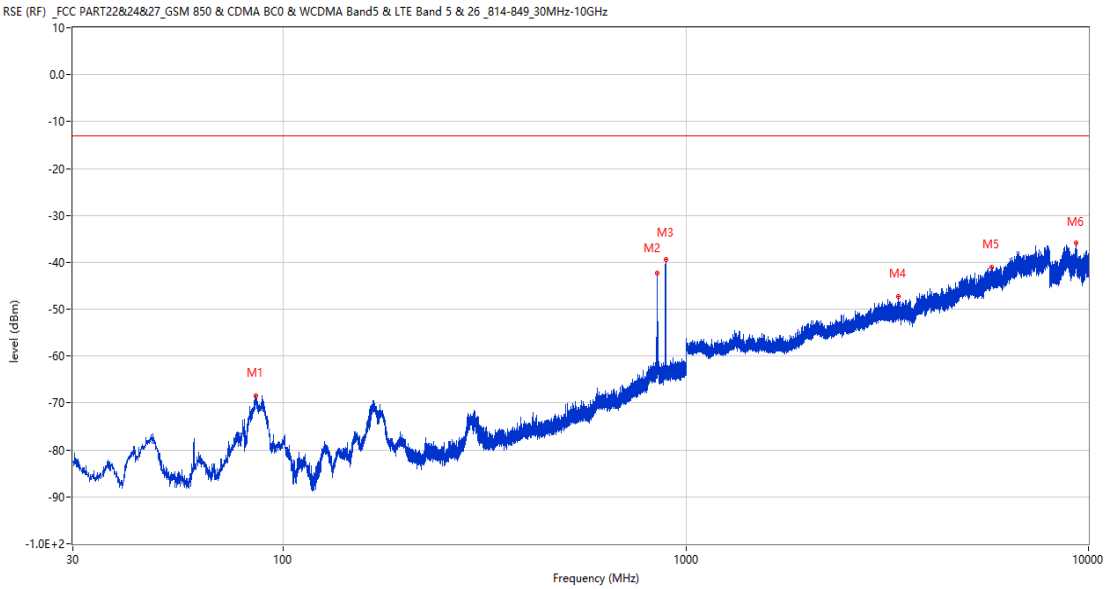

Frequency (MHz)	Result (dBm)	Factor (dB)	PK Limit (dBm)	Over Limit (dB)	Table (o)	ANT	EUT	Verdict
85.290	-68.53	-18.54	-13.0	-55.53	57.00	Vertical	Horizontal	Pass
848.631	-42.30	7.31	-13.0	-29.30	65.00	Vertical	Horizontal	N/A
893.348	-39.42	6.93	-13.0	-26.42	297.00	Vertical	Horizontal	N/A
3364.000	-47.35	6.68	-13.0	-34.35	125.00	Vertical	Horizontal	Pass
5755.500	-41.01	14.31	-13.0	-28.01	350.00	Vertical	Horizontal	Pass
9341.000	-35.97	19.24	-13.0	-22.97	103.00	Vertical	Horizontal	Pass

LTE

8 LTE Band 2

8.1 LTE Band 2 BW1.4, Middle Channel

RSE-H&H LTE Band 2 BW1.4 CH18900

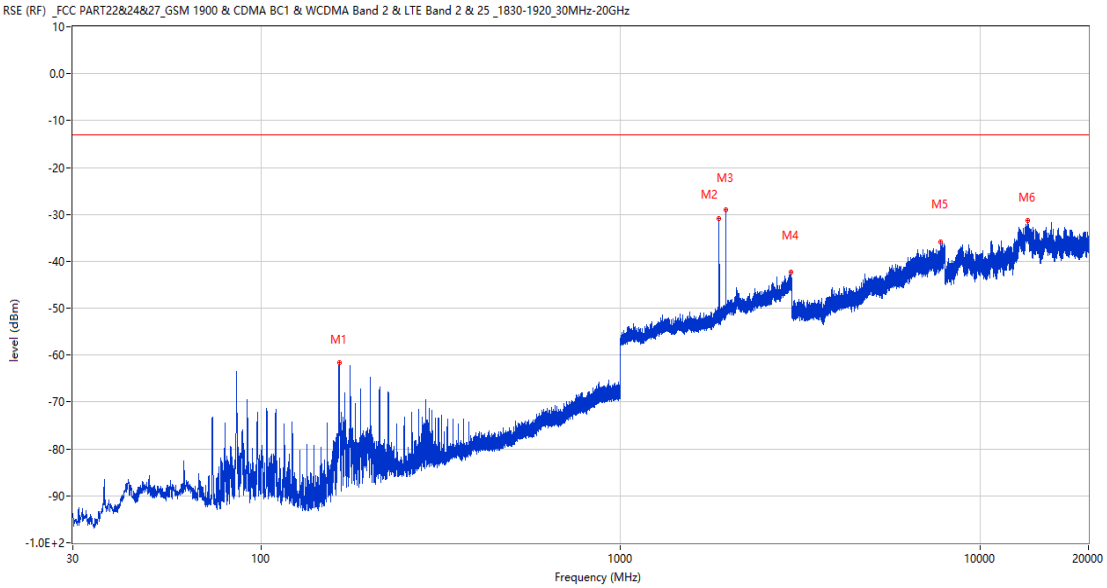

Frequency (MHz)	Result (dBm)	Factor (dB)	PK Limit (dBm)	Over Limit (dB)	Table (o)	ANT	EUT	Verdict
165.072	-61.68	-18.12	-13.0	-48.68	8.00	Horizontal	Horizontal	Pass
1880.500	-30.83	2.76	-13.0	-17.83	203.00	Horizontal	Horizontal	N/A
1960.900	-28.98	3.39	-13.0	-15.98	250.00	Horizontal	Horizontal	N/A
2980.900	-42.21	10.97	-13.0	-29.21	281.00	Horizontal	Horizontal	Pass
7767.000	-35.96	17.75	-13.0	-22.96	319.00	Horizontal	Horizontal	Pass
13561.275	-31.24	25.14	-13.0	-18.24	139.00	Horizontal	Horizontal	Pass

RSE-H&V LTE Band 2 BW1.4 CH18900

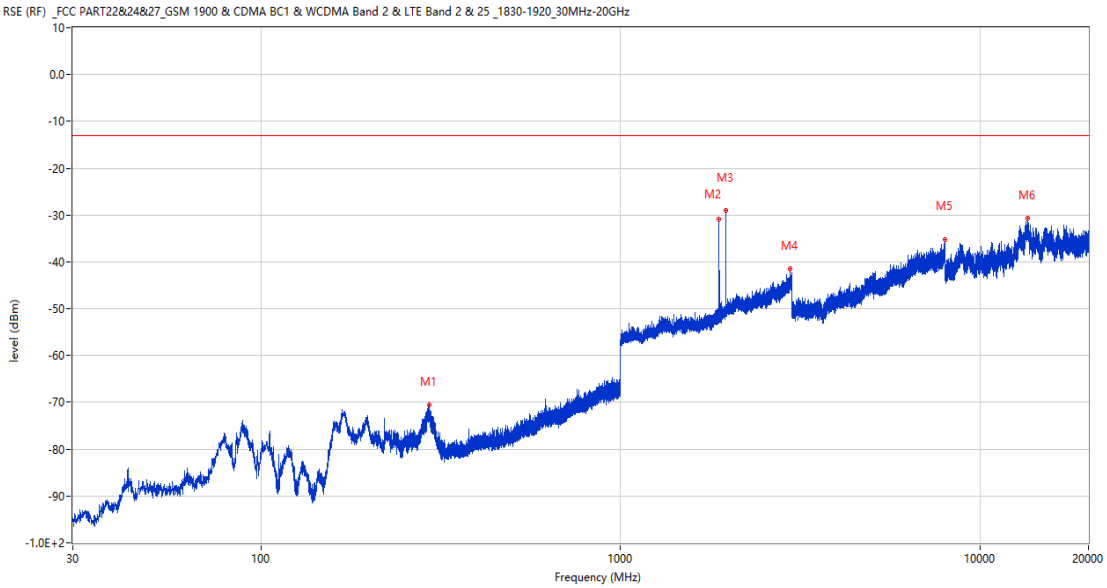

Frequency (MHz)	Result (dBm)	Factor (dB)	PK Limit (dBm)	Over Limit (dB)	Table (o)	ANT	EUT	Verdict
293.161	-70.48	-11.70	-13.0	-57.48	44.00	Horizontal	Vertical	Pass
1880.400	-30.97	2.76	-13.0	-17.97	185.00	Horizontal	Vertical	N/A
1960.700	-29.10	3.40	-13.0	-16.10	252.00	Horizontal	Vertical	N/A
2969.100	-41.52	11.90	-13.0	-28.52	55.00	Horizontal	Vertical	Pass
7967.750	-35.30	18.09	-13.0	-22.30	260.00	Horizontal	Vertical	Pass
13581.575	-30.67	25.00	-13.0	-17.67	40.00	Horizontal	Vertical	Pass

RSE-V&V LTE Band 2 BW1.4 CH18900

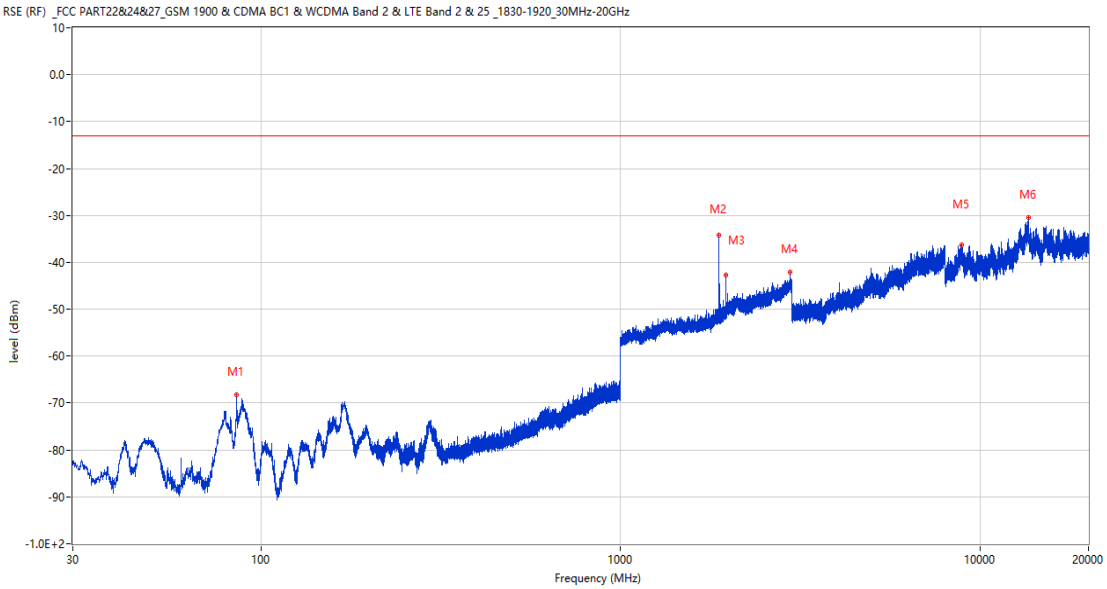

Frequency (MHz)	Result (dBm)	Factor (dB)	PK Limit (dBm)	Over Limit (dB)	Table (o)	ANT	EUT	Verdict
85.533	-68.33	-19.83	-13.0	-55.33	96.00	Vertical	Vertical	Pass
1880.500	-34.22	2.76	-13.0	-21.22	312.00	Vertical	Vertical	N/A
1960.900	-42.65	3.39	-13.0	-29.65	203.00	Vertical	Vertical	N/A
2961.200	-42.16	11.17	-13.0	-29.16	209.00	Vertical	Vertical	Pass
8872.813	-36.28	20.08	-13.0	-23.28	237.00	Vertical	Vertical	Pass
13605.137	-30.53	24.87	-13.0	-17.53	277.00	Vertical	Vertical	Pass

RSE-V&H LTE Band 2 BW1.4 CH18900

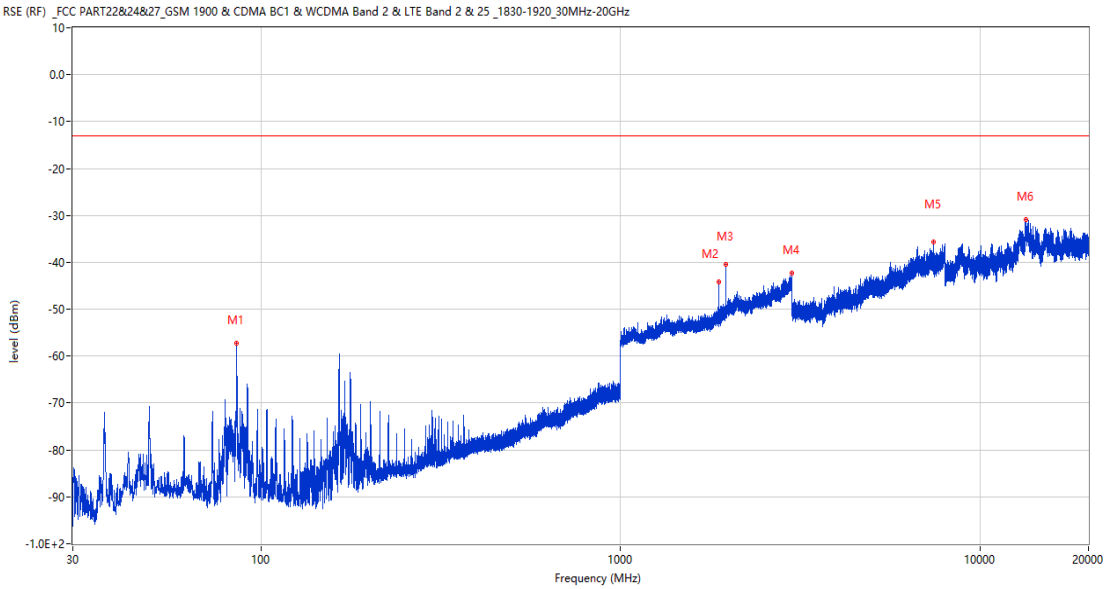

Frequency (MHz)	Result (dBm)	Factor (dB)	PK Limit (dBm)	Over Limit (dB)	Table (o)	ANT	EUT	Verdict
85.581	-57.30	-19.82	-13.0	-44.30	78.00	Vertical	Horizontal	Pass
1880.600	-44.18	2.76	-13.0	-31.18	304.00	Vertical	Horizontal	N/A
1960.800	-40.53	3.39	-13.0	-27.53	213.00	Vertical	Horizontal	N/A
2993.600	-42.32	10.68	-13.0	-29.32	129.00	Vertical	Horizontal	Pass
7403.750	-35.67	17.88	-13.0	-22.67	155.00	Vertical	Horizontal	Pass
13441.651	-30.96	24.57	-13.0	-17.96	1.00	Vertical	Horizontal	Pass

8.2 LTE Band 2 BW3, Middle Channel

RSE-H&H LTE Band 2 BW3 CH18900

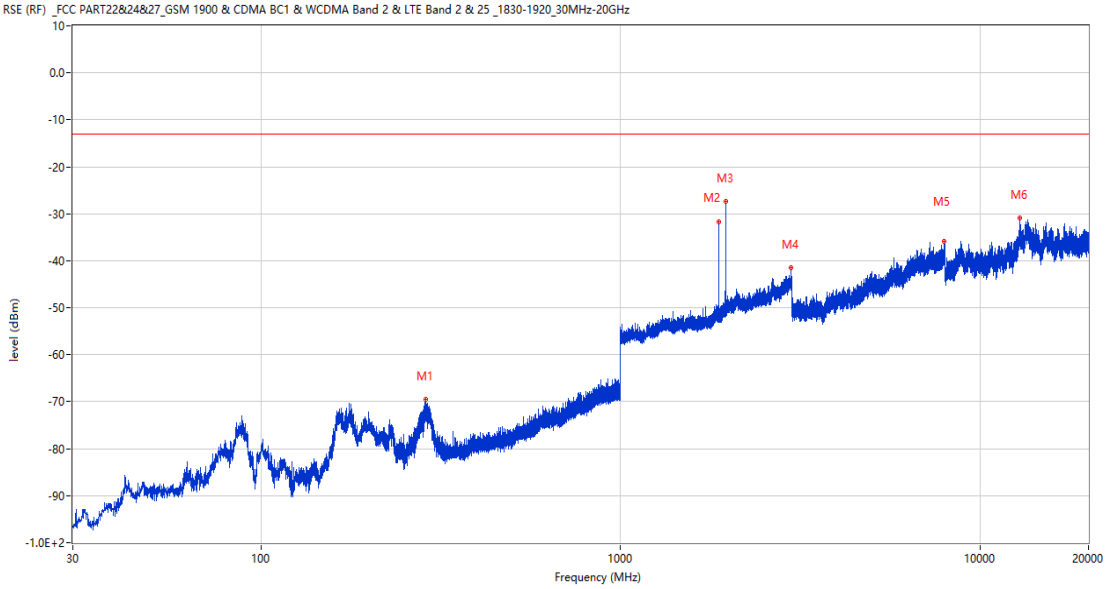

Frequency (MHz)	Result (dBm)	Factor (dB)	PK Limit (dBm)	Over Limit (dB)	Table (o)	ANT	EUT	Verdict
287.195	-69.41	-11.97	-13.0	-56.41	235.00	Horizontal	Horizontal	Pass
1879.600	-31.65	2.76	-13.0	-18.65	220.00	Horizontal	Horizontal	N/A
1960.200	-27.26	3.42	-13.0	-14.26	255.00	Horizontal	Horizontal	N/A
2973.000	-41.54	11.86	-13.0	-28.54	304.00	Horizontal	Horizontal	Pass
7927.750	-35.77	18.51	-13.0	-22.77	298.00	Horizontal	Horizontal	Pass
12876.512	-30.89	23.27	-13.0	-17.89	163.00	Horizontal	Horizontal	Pass

RSE-H&V LTE Band 2 BW3 CH18900

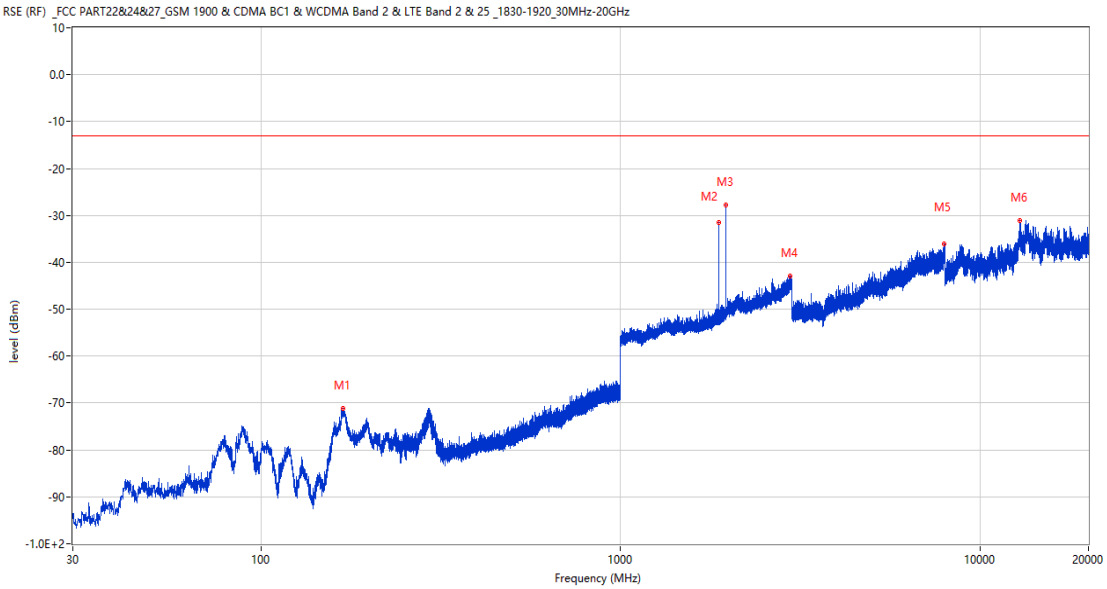

Frequency (MHz)	Result (dBm)	Factor (dB)	PK Limit (dBm)	Over Limit (dB)	Table (o)	ANT	EUT	Verdict
169.389	-71.12	-17.80	-13.0	-58.12	1.00	Horizontal	Vertical	Pass
1879.600	-31.46	2.76	-13.0	-18.46	215.00	Horizontal	Vertical	N/A
1961.100	-27.79	3.38	-13.0	-14.79	252.00	Horizontal	Vertical	N/A
2959.800	-42.93	11.05	-13.0	-29.93	356.00	Horizontal	Vertical	Pass
7922.750	-36.09	18.28	-13.0	-23.09	137.00	Horizontal	Vertical	Pass
12883.401	-30.99	23.37	-13.0	-17.99	48.00	Horizontal	Vertical	Pass

RSE-V&V LTE Band 2 BW3 CH18900

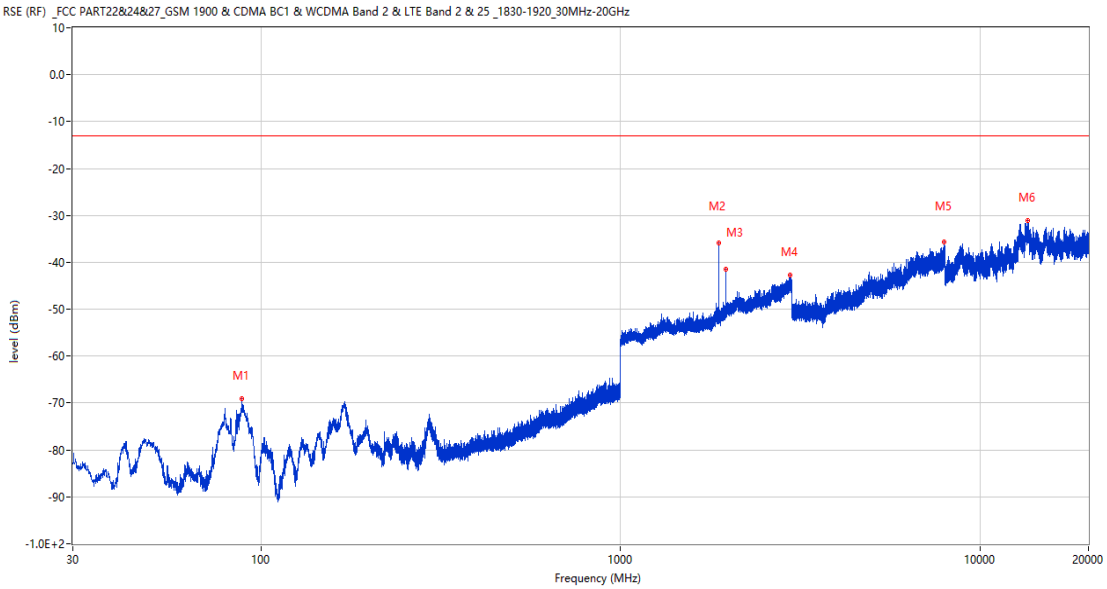

Frequency (MHz)	Result (dBm)	Factor (dB)	PK Limit (dBm)	Over Limit (dB)	Table (o)	ANT	EUT	Verdict
88.636	-69.18	-19.09	-13.0	-56.18	80.00	Vertical	Vertical	Pass
1879.700	-35.89	2.76	-13.0	-22.89	307.00	Vertical	Vertical	N/A
1960.500	-41.44	3.41	-13.0	-28.44	223.00	Vertical	Vertical	N/A
2963.600	-42.78	11.40	-13.0	-29.78	204.00	Vertical	Vertical	Pass
7948.500	-35.57	18.71	-13.0	-22.57	243.00	Vertical	Vertical	Pass
13555.838	-31.18	25.18	-13.0	-18.18	310.00	Vertical	Vertical	Pass

RSE-V&H LTE Band 2 BW3 CH18900

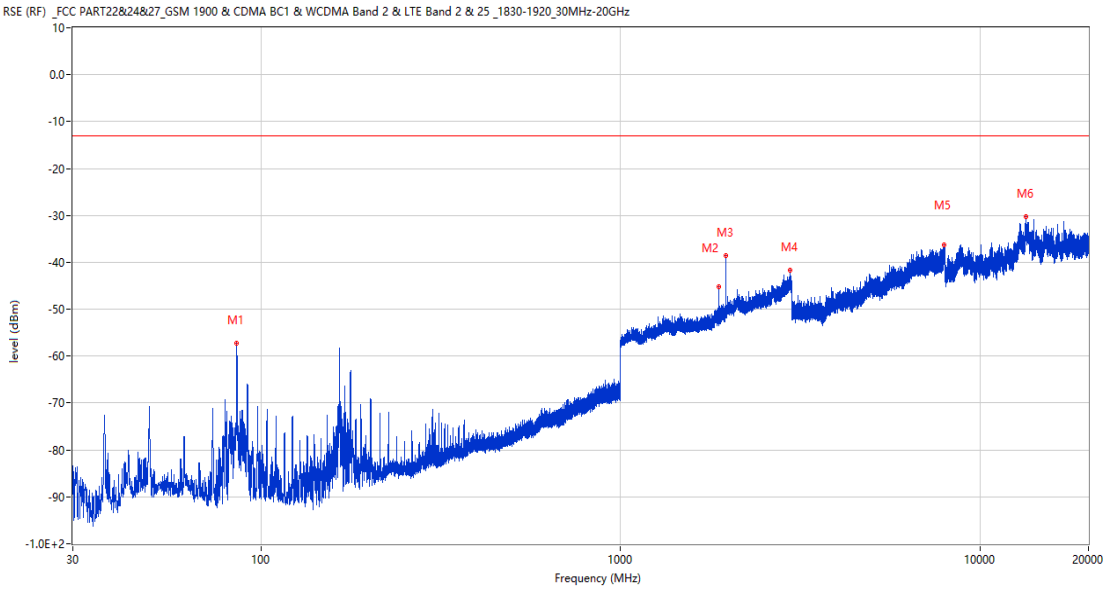

Frequency (MHz)	Result (dBm)	Factor (dB)	PK Limit (dBm)	Over Limit (dB)	Table (o)	ANT	EUT	Verdict
85.630	-57.34	-19.82	-13.0	-44.34	82.00	Vertical	Horizontal	Pass
1879.700	-45.23	2.76	-13.0	-32.23	304.00	Vertical	Horizontal	N/A
1960.400	-38.55	3.41	-13.0	-25.55	220.00	Vertical	Horizontal	N/A
2968.200	-41.66	11.83	-13.0	-28.66	0.00	Vertical	Horizontal	Pass
7933.750	-36.24	18.81	-13.0	-23.24	127.00	Vertical	Horizontal	Pass
13369.513	-30.25	24.66	-13.0	-17.25	310.00	Vertical	Horizontal	Pass

8.3 LTE Band 2 BW5, Middle Channel

RSE-H&H LTE Band 2 BW5 CH18900

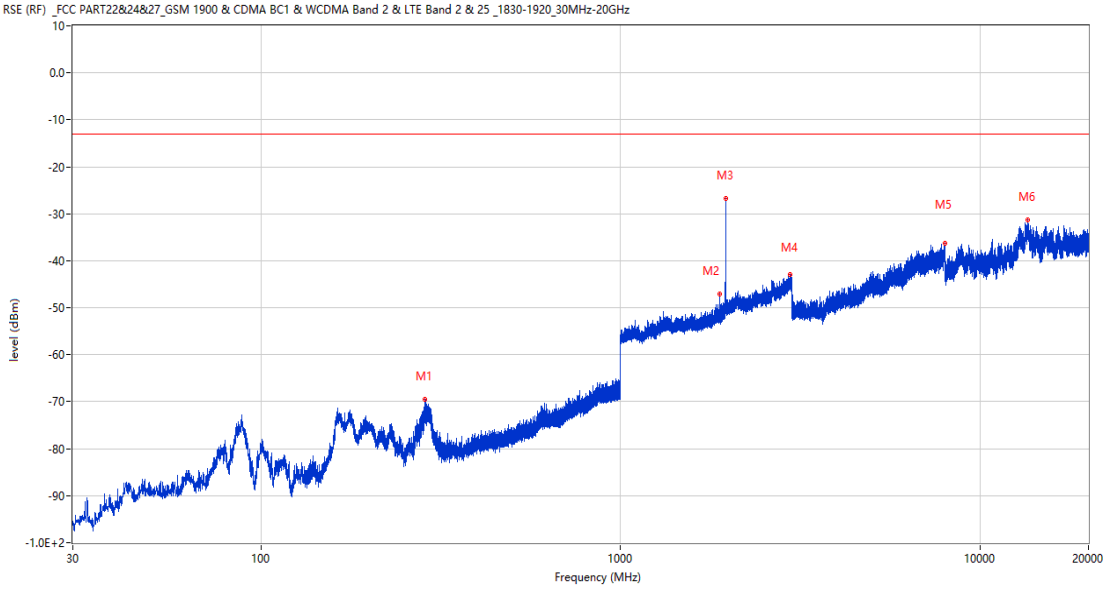

Frequency (MHz)	Result (dBm)	Factor (dB)	PK Limit (dBm)	Over Limit (dB)	Table (o)	ANT	EUT	Verdict
286.419	-69.48	-12.03	-13.0	-56.48	221.00	Horizontal	Horizontal	Pass
1883.000	-47.16	2.78	-13.0	-34.16	121.00	Horizontal	Horizontal	N/A
1962.300	-26.67	3.31	-13.0	-13.67	255.00	Horizontal	Horizontal	N/A
2967.400	-43.03	11.82	-13.0	-30.03	121.00	Horizontal	Horizontal	Pass
7999.250	-36.31	18.97	-13.0	-23.31	28.00	Horizontal	Horizontal	Pass
13548.588	-31.33	25.18	-13.0	-18.33	38.00	Horizontal	Horizontal	Pass

RSE-H&V LTE Band 2 BW5 CH18900

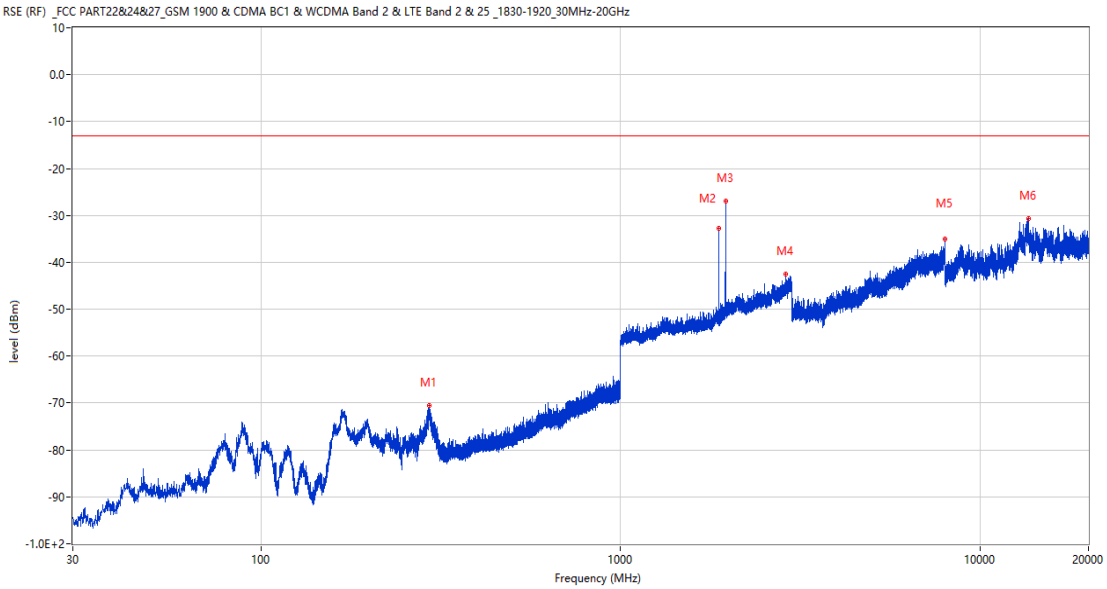

Frequency (MHz)	Result (dBm)	Factor (dB)	PK Limit (dBm)	Over Limit (dB)	Table (o)	ANT	EUT	Verdict
293.210	-70.55	-11.69	-13.0	-57.55	48.00	Horizontal	Vertical	Pass
1878.700	-32.72	2.75	-13.0	-19.72	182.00	Horizontal	Vertical	N/A
1960.200	-26.86	3.42	-13.0	-13.86	151.00	Horizontal	Vertical	N/A
2875.900	-42.58	9.93	-13.0	-29.58	176.00	Horizontal	Vertical	Pass
7995.750	-35.05	18.76	-13.0	-22.05	0.00	Horizontal	Vertical	Pass
13642.474	-30.78	24.84	-13.0	-17.78	268.00	Horizontal	Vertical	Pass

RSE-V&V LTE Band 2 BW5 CH18900

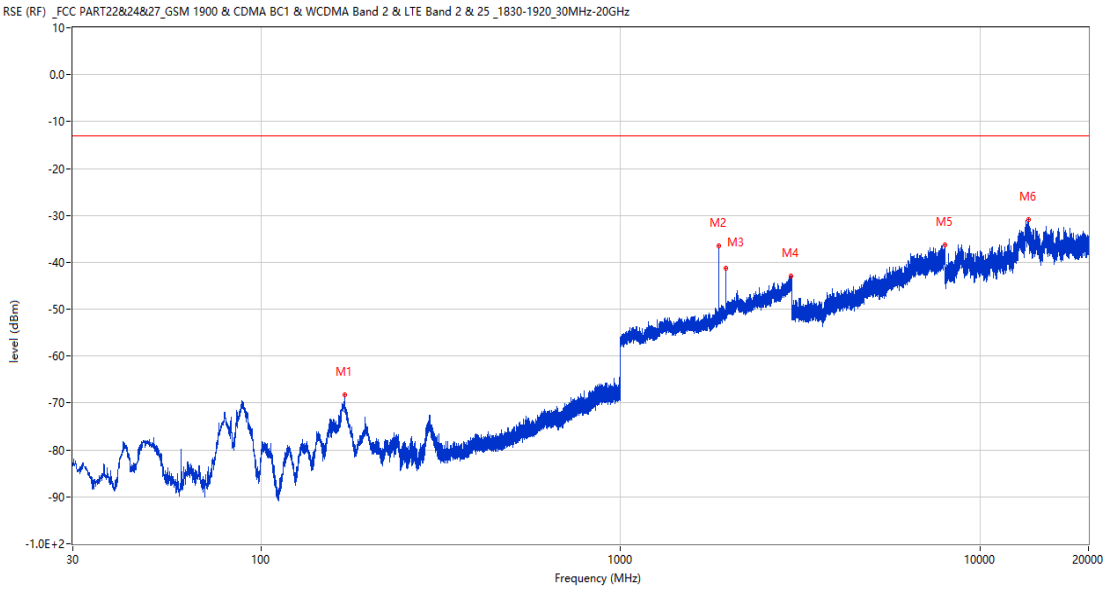

Frequency (MHz)	Result (dBm)	Factor (dB)	PK Limit (dBm)	Over Limit (dB)	Table (o)	ANT	EUT	Verdict
171.232	-68.29	-17.73	-13.0	-55.29	343.00	Vertical	Vertical	Pass
1878.700	-36.47	2.75	-13.0	-23.47	304.00	Vertical	Vertical	N/A
1962.300	-41.29	3.31	-13.0	-28.29	208.00	Vertical	Vertical	N/A
2970.400	-43.02	11.89	-13.0	-30.02	190.00	Vertical	Vertical	Pass
7989.000	-36.28	18.39	-13.0	-23.28	181.00	Vertical	Vertical	Pass
13638.850	-30.94	24.84	-13.0	-17.94	97.00	Vertical	Vertical	Pass