N38(ANT4 DSI 1)

No.	Test Freq Description	5G-n38								Power Results (dBm)
		SCS (kHz)	NR BW (MHz)	Modulation	RB allocation		NR Test Freq. (MHz)	NR Test CH.	Tune up	n38
1	High	30	10	DFT-s-OFDM QPSK	Inner_Full	12_6	2615	523000	22.70	21.75
2	Middle	30	10	DFT-s-OFDM QPSK	Inner_Full	12_6	2595	519000	22.70	21.64
3	Low	30	10	DFT-s-OFDM QPSK	Inner_Full	12_6	2575	515000	22.70	21.80
4	High	30	40	DFT-s-OFDM QPSK	Inner_Full	50_25	2600	520000	22.70	21.89
5	Middle	30	40	DFT-s-OFDM QPSK	Inner_Full	50_25	2595	519000	22.70	21.93
6	Low	30	40	DFT-s-OFDM QPSK	Inner_Full	50_25	2590	518000	22.70	21.90

According to the table above, the maximum power configuration is selected as the default test configuration

No.	Test Freq Description	5G-n38								Power Results (dBm)
		SCS (kHz)	NR BW (MHz)	Modulation	RB allocation		NR Test Freq. (MHz)	NR Test CH.	Tune up	n38
1	Middle	30	40	DFT-s-OFDM PI/2 BPSK1	Inner_Full	50_25	2595	519000	22.70	21.91
2	Middle	30	40	DFT-s-OFDM 16QAM	Inner_Full	50_25	2595	519000	22.70	21.96
3	Middle	30	40	DFT-s-OFDM 64QAM	Inner_Full	50_25	2595	519000	22.70	21.82
4	Middle	30	40	DFT-s-OFDM 256QAM	Inner_Full	50_25	2595	519000	20.70	19.89
5	Middle	30	40	CP-OFDM QPSK	Inner_Full	50_25	2595	519000	22.70	21.93
6	Middle	30	40	CP-OFDM 16QAM	Inner_Full	50_25	2595	519000	22.70	21.91
7	Middle	30	40	CP-OFDM 64QAM	Inner_Full	50_25	2595	519000	21.70	20.88
8	Middle	30	40	CP-OFDM 256QAM	Inner_Full	50_25	2595	519000	18.70	17.83
9	Middle	30	40	DFT-s-OFDM QPSK	Edge_Full_Right	2_104	2595	519000	22.70	21.04
10	Middle	30	40	DFT-s-OFDM QPSK	Edge_Full_Left	2_0	2595	519000	22.70	21.16
11	Middle	30	40	DFT-s-OFDM QPSK	Edge_1RB_Right	1_105	2595	519000	22.70	21.86
12	Middle	30	40	DFT-s-OFDM QPSK	Edge_1RB_Left	1_0	2595	519000	22.70	21.83
13	Middle	30	40	DFT-s-OFDM QPSK	Inner_1RB_Right	1_104	2595	519000	22.70	21.89
14	Middle	30	40	DFT-s-OFDM QPSK	Inner_1RB_Left	1_1	2595	519000	22.70	21.92
15	Middle	30	40	DFT-s-OFDM QPSK	Outer_Full	100_0	2595	519000	22.70	21.03
19	Low	30	15	DFT-s-OFDM QPSK	Inner_Full	18_9	2595	519000	22.70	21.90
19	Low	30	20	DFT-s-OFDM QPSK	Inner_Full	25_12	2595	519000	22.70	21.89
19	Low	30	25	DFT-s-OFDM QPSK	Inner_Full	32_16	2595	519000	22.70	21.88
19	Low	30	30	DFT-s-OFDM QPSK	Inner_Full	36_18	2595	519000	22.70	21.82

©Copyright. All rights reserved by CTTL.

N38(ANT4 DSI 2/5/12/13)

No.	Test Freq Description	5G-n38								Power Results (dBm)
		SCS (kHz)	NR BW (MHz)	Modulation	RB allocation		NR Test Freq. (MHz)	NR Test CH.	Tune up	n38
1	High	30	10	DFT-s-OFDM QPSK	Inner_Full	12_6	2615	523000	25.20	24.25
2	Middle	30	10	DFT-s-OFDM QPSK	Inner_Full	12_6	2595	519000	25.20	24.13
3	Low	30	10	DFT-s-OFDM QPSK	Inner_Full	12_6	2575	515000	25.20	24.30
4	High	30	40	DFT-s-OFDM QPSK	Inner_Full	50_25	2600	520000	25.20	24.40
5	Middle	30	40	DFT-s-OFDM QPSK	Inner_Full	50_25	2595	519000	25.20	24.47
6	Low	30	40	DFT-s-OFDM QPSK	Inner_Full	50_25	2590	518000	25.20	24.42

According to the table above, the maximum power configuration is selected as the default test configuration

No.	Test Freq Description	5G-n38								Power Results (dBm)
		SCS (kHz)	NR BW (MHz)	Modulation	RB allocation		NR Test Freq. (MHz)	NR Test CH.	Tune up	n38
1	Middle	30	40	DFT-s-OFDM PI/2 BPSK1	Inner_Full	50_25	2595	519000	25.20	24.43
2	Middle	30	40	DFT-s-OFDM 16QAM	Inner_Full	50_25	2595	519000	24.20	23.37
3	Middle	30	40	DFT-s-OFDM 64QAM	Inner_Full	50_25	2595	519000	22.70	21.88
4	Middle	30	40	DFT-s-OFDM 256QAM	Inner_Full	50_25	2595	519000	20.70	19.95
5	Middle	30	40	CP-OFDM QPSK	Inner_Full	50_25	2595	519000	23.70	22.67
6	Middle	30	40	CP-OFDM 16QAM	Inner_Full	50_25	2595	519000	23.20	22.20
7	Middle	30	40	CP-OFDM 64QAM	Inner_Full	50_25	2595	519000	21.70	20.96
8	Middle	30	40	CP-OFDM 256QAM	Inner_Full	50_25	2595	519000	18.70	17.85
9	Middle	30	40	DFT-s-OFDM QPSK	Edge_Full_Right	2_104	2595	519000	24.20	23.46
10	Middle	30	40	DFT-s-OFDM QPSK	Edge_Full_Left	2_0	2595	519000	24.20	23.59
11	Middle	30	40	DFT-s-OFDM QPSK	Edge_1RB_Right	1_105	2595	519000	24.20	23.37
12	Middle	30	40	DFT-s-OFDM QPSK	Edge_1RB_Left	1_0	2595	519000	24.20	23.45
13	Middle	30	40	DFT-s-OFDM QPSK	Inner_1RB_Right	1_104	2595	519000	25.20	24.40
14	Middle	30	40	DFT-s-OFDM QPSK	Inner_1RB_Left	1_1	2595	519000	25.20	24.44
15	Middle	30	40	DFT-s-OFDM QPSK	Outer_Full	100_0	2595	519000	24.20	23.45
19	Low	30	15	DFT-s-OFDM QPSK	Inner_Full	18_9	50_25	2595	25.20	24.42
19	Low	30	20	DFT-s-OFDM QPSK	Inner_Full	25_12	50_25	2595	25.20	24.41
19	Low	30	25	DFT-s-OFDM QPSK	Inner_Full	32_16	50_25	2595	25.20	24.39
19	Low	30	30	DFT-s-OFDM QPSK	Inner_Full	36_18	50_25	2595	25.20	24.33

©Copyright. All rights reserved by CTTL.

N38(ANT4 DSI 11)

No.	Test Freq Description	5G-n38								Power Results (dBm)
		SCS (kHz)	NR BW (MHz)	Modulation	RB allocation		NR Test Freq. (MHz)	NR Test CH.	Tune up	n38
1	High	30	10	DFT-s-OFDM QPSK	Inner_Full	12_6	2615	523000	13.70	12.87
2	Middle	30	10	DFT-s-OFDM QPSK	Inner_Full	12_6	2595	519000	13.70	12.81
3	Low	30	10	DFT-s-OFDM QPSK	Inner_Full	12_6	2575	515000	13.70	12.90
4	High	30	40	DFT-s-OFDM QPSK	Inner_Full	50_25	2600	520000	13.70	12.95
5	Middle	30	40	DFT-s-OFDM QPSK	Inner_Full	50_25	2595	519000	13.70	12.99
6	Low	30	40	DFT-s-OFDM QPSK	Inner_Full	50_25	2590	518000	13.70	12.96

According to the table above, the maximum power configuration is selected as the default test configuration

No.	Test Freq Description	5G-n38								Power Results (dBm)
		SCS (kHz)	NR BW (MHz)	Modulation	RB allocation		NR Test Freq. (MHz)	NR Test CH.	Tune up	n38
1	Middle	30	40	DFT-s-OFDM PI/2 BPSK1	Inner_Full	50_25	2595	519000	13.70	12.97
2	Middle	30	40	DFT-s-OFDM 16QAM	Inner_Full	50_25	2595	519000	13.70	12.96
3	Middle	30	40	DFT-s-OFDM 64QAM	Inner_Full	50_25	2595	519000	13.70	12.91
4	Middle	30	40	DFT-s-OFDM 256QAM	Inner_Full	50_25	2595	519000	13.70	12.97
5	Middle	30	40	CP-OFDM QPSK	Inner_Full	50_25	2595	519000	13.70	12.98
6	Middle	30	40	CP-OFDM 16QAM	Inner_Full	50_25	2595	519000	13.70	12.97
7	Middle	30	40	CP-OFDM 64QAM	Inner_Full	50_25	2595	519000	13.70	12.86
8	Middle	30	40	CP-OFDM 256QAM	Inner_Full	50_25	2595	519000	13.70	12.95
9	Middle	30	40	DFT-s-OFDM QPSK	Edge_Full_Right	2_104	2595	519000	13.70	12.45
10	Middle	30	40	DFT-s-OFDM QPSK	Edge_Full_Left	2_0	2595	519000	13.70	12.52
11	Middle	30	40	DFT-s-OFDM QPSK	Edge_1RB_Right	1_105	2595	519000	13.70	12.94
12	Middle	30	40	DFT-s-OFDM QPSK	Edge_1RB_Left	1_0	2595	519000	13.70	12.92
13	Middle	30	40	DFT-s-OFDM QPSK	Inner_1RB_Right	1_104	2595	519000	13.70	12.96
14	Middle	30	40	DFT-s-OFDM QPSK	Inner_1RB_Left	1_1	2595	519000	13.70	12.97
15	Middle	30	40	DFT-s-OFDM QPSK	Outer_Full	100_0	2595	519000	13.70	12.45
19	Low	30	15	DFT-s-OFDM QPSK	Inner_Full	18_9	2595	519000	13.70	12.96
19	Low	30	20	DFT-s-OFDM QPSK	Inner_Full	25_12	2595	519000	13.70	12.96
19	Low	30	25	DFT-s-OFDM QPSK	Inner_Full	32_16	2595	519000	13.70	12.95
19	Low	30	30	DFT-s-OFDM QPSK	Inner_Full	36_18	2595	519000	13.70	12.91

©Copyright. All rights reserved by CTTL.

N38(ANT5 DSI 1/2)

No.	Test Freq Description	5G-n38								Power Results (dBm)
		SCS (kHz)	NR BW (MHz)	Modulation	RB allocation		NR Test Freq. (MHz)	NR Test CH.	Tune up	n38
1	High	30	10	DFT-s-OFDM QPSK	Inner_Full	12_6	2615	523000	22.50	21.42
2	Middle	30	10	DFT-s-OFDM QPSK	Inner_Full	12_6	2595	519000	22.50	21.44
3	Low	30	10	DFT-s-OFDM QPSK	Inner_Full	12_6	2575	515000	22.50	21.59
4	High	30	40	DFT-s-OFDM QPSK	Inner_Full	50_25	2600	520000	22.50	21.63
5	Middle	30	40	DFT-s-OFDM QPSK	Inner_Full	50_25	2595	519000	22.50	21.67
6	Low	30	40	DFT-s-OFDM QPSK	Inner_Full	50_25	2590	518000	22.50	21.64

According to the table above, the maximum power configuration is selected as the default test configuration

No.	Test Freq Description	5G-n38								Power Results (dBm)
		SCS (kHz)	NR BW (MHz)	Modulation	RB allocation		NR Test Freq. (MHz)	NR Test CH.	Tune up	n38
1	Middle	30	40	DFT-s-OFDM PI/2 BPSK1	Inner_Full	50_25	2595	519000	22.50	21.64
2	Middle	30	40	DFT-s-OFDM 16QAM	Inner_Full	50_25	2595	519000	22.50	21.66
3	Middle	30	40	DFT-s-OFDM 64QAM	Inner_Full	50_25	2595	519000	22.00	21.11
4	Middle	30	40	DFT-s-OFDM 256QAM	Inner_Full	50_25	2595	519000	20.00	19.16
5	Middle	30	40	CP-OFDM QPSK	Inner_Full	50_25	2595	519000	22.50	21.56
6	Middle	30	40	CP-OFDM 16QAM	Inner_Full	50_25	2595	519000	22.50	21.52
7	Middle	30	40	CP-OFDM 64QAM	Inner_Full	50_25	2595	519000	21.00	20.10
8	Middle	30	40	CP-OFDM 256QAM	Inner_Full	50_25	2595	519000	18.00	17.10
9	Middle	30	40	DFT-s-OFDM QPSK	Edge_Full_Right	2_104	2595	519000	22.50	21.63
10	Middle	30	40	DFT-s-OFDM QPSK	Edge_Full_Left	2_0	2595	519000	22.50	21.55
11	Middle	30	40	DFT-s-OFDM QPSK	Edge_1RB_Right	1_105	2595	519000	22.50	21.58
12	Middle	30	40	DFT-s-OFDM QPSK	Edge_1RB_Left	1_0	2595	519000	22.50	21.58
13	Middle	30	40	DFT-s-OFDM QPSK	Inner_1RB_Right	1_104	2595	519000	22.50	21.50
14	Middle	30	40	DFT-s-OFDM QPSK	Inner_1RB_Left	1_1	2595	519000	22.50	21.66
15	Middle	30	40	DFT-s-OFDM QPSK	Outer_Full	100_0	2595	519000	22.50	21.52
19	Low	30	15	DFT-s-OFDM QPSK	Inner_Full	18_9	2595	519000	22.50	21.64
19	Low	30	20	DFT-s-OFDM QPSK	Inner_Full	25_12	2595	519000	22.50	21.60
19	Low	30	25	DFT-s-OFDM QPSK	Inner_Full	32_16	2595	519000	22.50	21.61
19	Low	30	30	DFT-s-OFDM QPSK	Inner_Full	36_18	2595	519000	22.50	21.57

©Copyright. All rights reserved by CTTL.

N38(ANT5 DSI 5)

No.	Test Freq Description	5G-n38								Power Results (dBm)
		SCS (kHz)	NR BW (MHz)	Modulation	RB allocation		NR Test Freq. (MHz)	NR Test CH.	Tune up	n38
1	High	30	10	DFT-s-OFDM QPSK	Inner_Full	12_6	2615	523000	21.00	19.15
2	Middle	30	10	DFT-s-OFDM QPSK	Inner_Full	12_6	2595	519000	21.00	19.17
3	Low	30	10	DFT-s-OFDM QPSK	Inner_Full	12_6	2575	515000	21.00	19.20
4	High	30	40	DFT-s-OFDM QPSK	Inner_Full	50_25	2600	520000	21.00	19.23
5	Middle	30	40	DFT-s-OFDM QPSK	Inner_Full	50_25	2595	519000	21.00	19.27
6	Low	30	40	DFT-s-OFDM QPSK	Inner_Full	50_25	2590	518000	21.00	19.24

According to the table above, the maximum power configuration is selected as the default test configuration

No.	Test Freq Description	5G-n38								Power Results (dBm)
		SCS (kHz)	NR BW (MHz)	Modulation	RB allocation		NR Test Freq. (MHz)	NR Test CH.	Tune up	n38
1	Middle	30	40	DFT-s-OFDM PI/2 BPSK1	Inner_Full	50_25	2595	519000	21.00	19.25
2	Middle	30	40	DFT-s-OFDM 16QAM	Inner_Full	50_25	2595	519000	21.00	19.15
3	Middle	30	40	DFT-s-OFDM 64QAM	Inner_Full	50_25	2595	519000	21.00	19.21
4	Middle	30	40	DFT-s-OFDM 256QAM	Inner_Full	50_25	2595	519000	20.00	18.86
5	Middle	30	40	CP-OFDM QPSK	Inner_Full	50_25	2595	519000	21.00	19.17
6	Middle	30	40	CP-OFDM 16QAM	Inner_Full	50_25	2595	519000	21.00	19.12
7	Middle	30	40	CP-OFDM 64QAM	Inner_Full	50_25	2595	519000	21.00	19.13
8	Middle	30	40	CP-OFDM 256QAM	Inner_Full	50_25	2595	519000	18.00	16.82
9	Middle	30	40	DFT-s-OFDM QPSK	Edge_Full_Right	2_104	2595	519000	21.00	19.16
10	Middle	30	40	DFT-s-OFDM QPSK	Edge_Full_Left	2_0	2595	519000	21.00	19.09
11	Middle	30	40	DFT-s-OFDM QPSK	Edge_1RB_Right	1_105	2595	519000	21.00	19.12
12	Middle	30	40	DFT-s-OFDM QPSK	Edge_1RB_Left	1_0	2595	519000	21.00	19.12
13	Middle	30	40	DFT-s-OFDM QPSK	Inner_1RB_Right	1_104	2595	519000	21.00	19.04
14	Middle	30	40	DFT-s-OFDM QPSK	Inner_1RB_Left	1_1	2595	519000	21.00	19.19
15	Middle	30	40	DFT-s-OFDM QPSK	Outer_Full	100_0	2595	519000	21.00	19.06
19	Low	30	15	DFT-s-OFDM QPSK	Inner_Full	18_9	2595	519000	21.00	19.17
19	Low	30	20	DFT-s-OFDM QPSK	Inner_Full	25_12	2595	519000	21.00	19.13
19	Low	30	25	DFT-s-OFDM QPSK	Inner_Full	32_16	2595	519000	21.00	19.14
19	Low	30	30	DFT-s-OFDM QPSK	Inner_Full	36_18	2595	519000	21.00	19.11

©Copyright. All rights reserved by CTTL.

N38(ANT5 DSI 11/12)

No.	Test Freq Description	5G-n38								Power Results (dBm)
		SCS (kHz)	NR BW (MHz)	Modulation	RB allocation		NR Test Freq. (MHz)	NR Test CH.	Tune up	n38
1	High	30	10	DFT-s-OFDM QPSK	Inner_Full	12_6	2615	523000	14.00	12.06
2	Middle	30	10	DFT-s-OFDM QPSK	Inner_Full	12_6	2595	519000	14.00	12.07
3	Low	30	10	DFT-s-OFDM QPSK	Inner_Full	12_6	2575	515000	14.00	12.16
4	High	30	40	DFT-s-OFDM QPSK	Inner_Full	50_25	2600	520000	14.00	12.18
5	Middle	30	40	DFT-s-OFDM QPSK	Inner_Full	50_25	2595	519000	14.00	12.20
6	Low	30	40	DFT-s-OFDM QPSK	Inner_Full	50_25	2590	518000	14.00	12.18

According to the table above, the maximum power configuration is selected as the default test configuration

No.	Test Freq Description	5G-n38								Power Results (dBm)
		SCS (kHz)	NR BW (MHz)	Modulation	RB allocation		NR Test Freq. (MHz)	NR Test CH.	Tune up	n38
1	Middle	30	40	DFT-s-OFDM PI/2 BPSK1	Inner_Full	50_25	2595	519000	14.00	12.17
2	Middle	30	40	DFT-s-OFDM 16QAM	Inner_Full	50_25	2595	519000	14.00	12.14
3	Middle	30	40	DFT-s-OFDM 64QAM	Inner_Full	50_25	2595	519000	14.00	12.15
4	Middle	30	40	DFT-s-OFDM 256QAM	Inner_Full	50_25	2595	519000	14.00	12.18
5	Middle	30	40	CP-OFDM QPSK	Inner_Full	50_25	2595	519000	14.00	12.19
6	Middle	30	40	CP-OFDM 16QAM	Inner_Full	50_25	2595	519000	14.00	12.11
7	Middle	30	40	CP-OFDM 64QAM	Inner_Full	50_25	2595	519000	14.00	12.10
8	Middle	30	40	CP-OFDM 256QAM	Inner_Full	50_25	2595	519000	14.00	12.07
9	Middle	30	40	DFT-s-OFDM QPSK	Edge_Full_Right	2_104	2595	519000	14.00	12.80
10	Middle	30	40	DFT-s-OFDM QPSK	Edge_Full_Left	2_0	2595	519000	14.00	12.06
11	Middle	30	40	DFT-s-OFDM QPSK	Edge_1RB_Right	1_105	2595	519000	14.00	12.08
12	Middle	30	40	DFT-s-OFDM QPSK	Edge_1RB_Left	1_0	2595	519000	14.00	12.14
13	Middle	30	40	DFT-s-OFDM QPSK	Inner_1RB_Right	1_104	2595	519000	14.00	12.18
14	Middle	30	40	DFT-s-OFDM QPSK	Inner_1RB_Left	1_1	2595	519000	14.00	12.19
15	Middle	30	40	DFT-s-OFDM QPSK	Outer_Full	100_0	2595	519000	14.00	12.04
19	Low	30	15	DFT-s-OFDM QPSK	Inner_Full	18_9	2595	519000	14.00	12.16
19	Low	30	20	DFT-s-OFDM QPSK	Inner_Full	25_12	2595	519000	14.00	12.16
19	Low	30	25	DFT-s-OFDM QPSK	Inner_Full	32_16	2595	519000	14.00	12.17
19	Low	30	30	DFT-s-OFDM QPSK	Inner_Full	36_18	2595	519000	14.00	12.14

©Copyright. All rights reserved by CTTL.

N38(ANT5 DSI 13)

No.	Test Freq Description	5G-n38								Power Results (dBm)
		SCS (kHz)	NR BW (MHz)	Modulation	RB allocation		NR Test Freq. (MHz)	NR Test CH.	Tune up	n38
1	High	30	10	DFT-s-OFDM QPSK	Inner_Full	12_6	2615	523000	24.50	22.51
2	Middle	30	10	DFT-s-OFDM QPSK	Inner_Full	12_6	2595	519000	24.50	22.52
3	Low	30	10	DFT-s-OFDM QPSK	Inner_Full	12_6	2575	515000	24.50	22.58
4	High	30	40	DFT-s-OFDM QPSK	Inner_Full	50_25	2600	520000	24.50	22.62
5	Middle	30	40	DFT-s-OFDM QPSK	Inner_Full	50_25	2595	519000	24.50	22.66
6	Low	30	40	DFT-s-OFDM QPSK	Inner_Full	50_25	2590	518000	24.50	22.63

According to the table above, the maximum power configuration is selected as the default test configuration

No.	Test Freq Description	5G-n38								Power Results (dBm)
		SCS (kHz)	NR BW (MHz)	Modulation	RB allocation		NR Test Freq. (MHz)	NR Test CH.	Tune up	n38
1	Middle	30	40	DFT-s-OFDM PI/2 BPSK1	Inner_Full	50_25	2595	519000	24.50	22.61
2	Middle	30	40	DFT-s-OFDM 16QAM	Inner_Full	50_25	2595	519000	23.50	22.37
3	Middle	30	40	DFT-s-OFDM 64QAM	Inner_Full	50_25	2595	519000	22.00	20.90
4	Middle	30	40	DFT-s-OFDM 256QAM	Inner_Full	50_25	2595	519000	20.00	18.90
5	Middle	30	40	CP-OFDM QPSK	Inner_Full	50_25	2595	519000	23.00	21.89
6	Middle	30	40	CP-OFDM 16QAM	Inner_Full	50_25	2595	519000	22.50	21.37
7	Middle	30	40	CP-OFDM 64QAM	Inner_Full	50_25	2595	519000	21.00	19.87
8	Middle	30	40	CP-OFDM 256QAM	Inner_Full	50_25	2595	519000	18.00	16.85
9	Middle	30	40	DFT-s-OFDM QPSK	Edge_Full_Right	2_104	2595	519000	23.50	22.06
10	Middle	30	40	DFT-s-OFDM QPSK	Edge_Full_Left	2_0	2595	519000	23.50	22.21
11	Middle	30	40	DFT-s-OFDM QPSK	Edge_1RB_Right	1_105	2595	519000	23.50	21.91
12	Middle	30	40	DFT-s-OFDM QPSK	Edge_1RB_Left	1_0	2595	519000	23.50	22.17
13	Middle	30	40	DFT-s-OFDM QPSK	Inner_1RB_Right	1_104	2595	519000	24.50	22.63
14	Middle	30	40	DFT-s-OFDM QPSK	Inner_1RB_Left	1_1	2595	519000	24.50	22.65
15	Middle	30	40	DFT-s-OFDM QPSK	Outer_Full	100_0	2595	519000	23.50	22.37
19	Low	30	15	DFT-s-OFDM QPSK	Inner_Full	18_9	2595	519000	24.50	22.59
19	Low	30	20	DFT-s-OFDM QPSK	Inner_Full	25_12	2595	519000	24.50	22.58
19	Low	30	25	DFT-s-OFDM QPSK	Inner_Full	32_16	2595	519000	24.50	22.60
19	Low	30	30	DFT-s-OFDM QPSK	Inner_Full	36_18	2595	519000	24.50	22.55

©Copyright. All rights reserved by CTTL.

N41(ANT2 DSI 1)

No.	Test Freq Description	5G-n41								Power Results (dBm)
		SCS (kHz)	NR BW (MHz)	Modulation	RB allocation		NR Test Freq. (MHz)	NR Test CH.	Tune up	n41
1	High	30	10	DFT-s-OFDM QPSK	Inner_Full	12_6	2685	537000	22.70	22.53
2	Middle1	30	10	DFT-s-OFDM QPSK	Inner_Full	12_6	2639	527799	22.70	22.59
3	Middle2	30	10	DFT-s-OFDM QPSK	Inner_Full	12_6	2592.99	518598	22.70	22.63
4	Middle3	30	10	DFT-s-OFDM QPSK	Inner_Full	12_6	2455.02	509406	22.70	22.49
5	Low	30	10	DFT-s-OFDM QPSK	Inner_Full	12_6	2501.01	500205	22.70	22.42
6	High	30	100	DFT-s-OFDM QPSK	Inner_Full	135_67	2640	528000	22.70	22.58
7	Middle2	30	100	DFT-s-OFDM QPSK	Inner_Full	135_67	2592.99	518598	22.70	22.56
8	Low	30	100	DFT-s-OFDM QPSK	Inner_Full	135_67	2546.01	509202	22.70	22.58

According to the table above, the maximum power configuration is selected as the default test configuration

No.	Test Freq Description	5G-n41								Power Results (dBm)
		SCS (kHz)	NR BW (MHz)	Modulation	RB allocation		NR Test Freq. (MHz)	NR Test CH.	Tune up	n41
1	Middle2	30	10	DFT-s-OFDM PI/2 BPSK1	Inner_Full	12_6	2592.99	518598	22.70	22.60
2	Middle2	30	10	DFT-s-OFDM 16QAM	Inner_Full	12_6	2592.99	518598	22.70	22.61
3	Middle2	30	10	DFT-s-OFDM 64QAM	Inner_Full	12_6	2592.99	518598	22.70	22.56
4	Middle2	30	10	DFT-s-OFDM 256QAM	Inner_Full	12_6	2592.99	518598	22.70	22.10
5	Middle2	30	10	CP-OFDM QPSK	Inner_Full	12_6	2592.99	518598	22.70	22.62
6	Middle2	30	10	CP-OFDM 16QAM	Inner_Full	12_6	2592.99	518598	22.70	22.61
7	Middle2	30	10	CP-OFDM 64QAM	Inner_Full	12_6	2592.99	518598	22.70	22.63
8	Middle2	30	10	CP-OFDM 256QAM	Inner_Full	12_6	2592.99	518598	21.20	20.16
9	Middle	30	10	DFT-s-OFDM QPSK	Edge_Full_Right	2_22	2592.99	518598	22.70	22.61
10	Middle	30	10	DFT-s-OFDM QPSK	Edge_Full_Left	2_0	2592.99	518598	22.70	22.63
11	Middle	30	10	DFT-s-OFDM QPSK	Edge_1RB_Right	1_23	2592.99	518598	22.70	22.62
12	Middle	30	10	DFT-s-OFDM QPSK	Edge_1RB_Left	1_0	2592.99	518598	22.70	22.69
13	Middle	30	10	DFT-s-OFDM QPSK	Inner_1RB_Right	1_22	2592.99	518598	22.70	22.65
14	Middle	30	10	DFT-s-OFDM QPSK	Inner_1RB_Left	1_1	2592.99	518598	22.70	22.65
15	Middle	30	10	DFT-s-OFDM QPSK	Outer_Full	24_0	2592.99	518598	22.70	22.63
18	Middle2	30	15	DFT-s-OFDM QPSK	Inner_Full	18_9	2592.99	518598	22.70	22.63
18	Middle2	30	20	DFT-s-OFDM QPSK	Inner_Full	25_12	2592.99	518598	22.70	22.61
18	Middle2	30	30	DFT-s-OFDM QPSK	Inner_Full	36_18	2592.99	518598	22.70	22.58
19	Middle2	30	40	DFT-s-OFDM QPSK	Inner_Full	50_25	2618.67	523734	22.70	22.56
20	Middle2	30	50	DFT-s-OFDM QPSK	Inner_Full	64_32	2592.99	518598	22.70	22.59
21	Middle2	30	60	DFT-s-OFDM QPSK	Inner_Full	81_40	2592.99	518598	22.70	22.58
22	Middle2	30	70	DFT-s-OFDM QPSK	Inner_Full	90_45	2654.97	530994	22.70	22.57
23	Middle2	30	80	DFT-s-OFDM QPSK	Inner_Full	108_54	2649.99	529998	22.70	22.52
24	Middle2	30	90	DFT-s-OFDM QPSK	Inner_Full	120_60	2644.98	528996	22.70	22.58

©Copyright. All rights reserved by CTTL.

N41(ANT2 DSI 2)

No.	Test Freq Description	5G-n41								Power Results (dBm)
		SCS (kHz)	NR BW (MHz)	Modulation	RB allocation		NR Test Freq. (MHz)	NR Test CH.	Tune up	n41
1	High	30	10	DFT-s-OFDM QPSK	Inner_Full	12_6	2685	537000	20.20	19.98
2	Middle1	30	10	DFT-s-OFDM QPSK	Inner_Full	12_6	2639	527799	20.20	20.03
3	Middle2	30	10	DFT-s-OFDM QPSK	Inner_Full	12_6	2592.99	518598	20.20	20.05
4	Middle3	30	10	DFT-s-OFDM QPSK	Inner_Full	12_6	2455.02	509406	20.20	19.94
5	Low	30	10	DFT-s-OFDM QPSK	Inner_Full	12_6	2501.01	500205	20.20	19.88
6	High	30	100	DFT-s-OFDM QPSK	Inner_Full	135_67	2640	528000	20.20	20.02
7	Middle2	30	100	DFT-s-OFDM QPSK	Inner_Full	135_67	2592.99	518598	20.20	20.01
8	Low	30	100	DFT-s-OFDM QPSK	Inner_Full	135_67	2546.01	509202	20.20	20.02
According to the table above, the maximum power configuration is selected as the default test configuration										

No.	Test Freq Description	5G-n41								Power Results (dBm)
		SCS (kHz)	NR BW (MHz)	Modulation	RB allocation		NR Test Freq. (MHz)	NR Test CH.	Tune up	n41
1	Middle2	30	10	DFT-s-OFDM PI/2 BPSK1	Inner_Full	12_6	2592.99	518598	20.20	19.98
2	Middle2	30	10	DFT-s-OFDM 16QAM	Inner_Full	12_6	2592.99	518598	20.20	20.04
3	Middle2	30	10	DFT-s-OFDM 64QAM	Inner_Full	12_6	2592.99	518598	20.20	20.02
4	Middle2	30	10	DFT-s-OFDM 256QAM	Inner_Full	12_6	2592.99	518598	20.20	19.95
5	Middle2	30	10	CP-OFDM QPSK	Inner_Full	12_6	2592.99	518598	20.20	19.93
6	Middle2	30	10	CP-OFDM 16QAM	Inner_Full	12_6	2592.99	518598	20.20	19.95
7	Middle2	30	10	CP-OFDM 64QAM	Inner_Full	12_6	2592.99	518598	20.20	19.97
8	Middle2	30	10	CP-OFDM 256QAM	Inner_Full	12_6	2592.99	518598	20.20	19.97
9	Middle	30	10	DFT-s-OFDM QPSK	Edge_Full_Right	2_22	2592.99	518598	20.20	19.91
10	Middle	30	10	DFT-s-OFDM QPSK	Edge_Full_Left	2_0	2592.99	518598	20.20	19.93
11	Middle	30	10	DFT-s-OFDM QPSK	Edge_1RB_Right	1_23	2592.99	518598	20.20	19.92
12	Middle	30	10	DFT-s-OFDM QPSK	Edge_1RB_Left	1_0	2592.99	518598	20.20	19.98
13	Middle	30	10	DFT-s-OFDM QPSK	Inner_1RB_Right	1_22	2592.99	518598	20.20	20.03
14	Middle	30	10	DFT-s-OFDM QPSK	Inner_1RB_Left	1_1	2592.99	518598	20.20	20.03
15	Middle	30	10	DFT-s-OFDM QPSK	Outer_Full	24_0	2592.99	518598	20.20	20.02
18	Middle2	30	15	DFT-s-OFDM QPSK	Inner_Full	18_9	2592.99	518598	20.20	20.02
18	Middle2	30	20	DFT-s-OFDM QPSK	Inner_Full	25_12	2592.99	518598	20.20	20.00
18	Middle2	30	30	DFT-s-OFDM QPSK	Inner_Full	36_18	2592.99	518598	20.20	19.97
19	Middle2	30	40	DFT-s-OFDM QPSK	Inner_Full	50_25	2618.67	523734	20.20	19.95
20	Middle2	30	50	DFT-s-OFDM QPSK	Inner_Full	64_32	2592.99	518598	20.20	19.98
21	Middle2	30	60	DFT-s-OFDM QPSK	Inner_Full	81_40	2592.99	518598	20.20	19.97
22	Middle2	30	70	DFT-s-OFDM QPSK	Inner_Full	90_45	2654.97	530994	20.20	19.96
23	Middle2	30	80	DFT-s-OFDM QPSK	Inner_Full	108_54	2649.99	529998	20.20	19.92
24	Middle2	30	90	DFT-s-OFDM QPSK	Inner_Full	120_60	2644.98	528996	20.20	19.88

©Copyright. All rights reserved by CTTL.

N41(ANT2 DSI 5)

No.	Test Freq Description	5G-n41								Power Results (dBm)
		SCS (kHz)	NR BW (MHz)	Modulation	RB allocation		NR Test Freq. (MHz)	NR Test CH.	Tune up	n41
1	High	30	10	DFT-s-OFDM QPSK	Inner_Full	12_6	2685	537000	19.20	19.05
2	Middle1	30	10	DFT-s-OFDM QPSK	Inner_Full	12_6	2639	527799	19.20	19.10
3	Middle2	30	10	DFT-s-OFDM QPSK	Inner_Full	12_6	2592.99	518598	19.20	19.12
4	Middle3	30	10	DFT-s-OFDM QPSK	Inner_Full	12_6	2455.02	509406	19.20	19.01
5	Low	30	10	DFT-s-OFDM QPSK	Inner_Full	12_6	2501.01	500205	19.20	18.96
6	High	30	100	DFT-s-OFDM QPSK	Inner_Full	135_67	2640	528000	19.20	19.09
7	Middle2	30	100	DFT-s-OFDM QPSK	Inner_Full	135_67	2592.99	518598	19.20	19.08
8	Low	30	100	DFT-s-OFDM QPSK	Inner_Full	135_67	2546.01	509202	19.20	19.09
According to the table above, the maximum power configuration is selected as the default test configuration										

No.	Test Freq Description	5G-n41								Power Results (dBm)
		SCS (kHz)	NR BW (MHz)	Modulation	RB allocation		NR Test Freq. (MHz)	NR Test CH.	Tune up	n41
1	Middle2	30	10	DFT-s-OFDM PI/2 BPSK1	Inner_Full	12_6	2592.99	518598	19.20	19.05
2	Middle2	30	10	DFT-s-OFDM 16QAM	Inner_Full	12_6	2592.99	518598	19.20	19.11
3	Middle2	30	10	DFT-s-OFDM 64QAM	Inner_Full	12_6	2592.99	518598	19.20	19.09
4	Middle2	30	10	DFT-s-OFDM 256QAM	Inner_Full	12_6	2592.99	518598	19.20	19.02
5	Middle2	30	10	CP-OFDM QPSK	Inner_Full	12_6	2592.99	518598	19.20	19.00
6	Middle2	30	10	CP-OFDM 16QAM	Inner_Full	12_6	2592.99	518598	19.20	19.02
7	Middle2	30	10	CP-OFDM 64QAM	Inner_Full	12_6	2592.99	518598	19.20	19.04
8	Middle2	30	10	CP-OFDM 256QAM	Inner_Full	12_6	2592.99	518598	19.20	19.04
9	Middle	30	10	DFT-s-OFDM QPSK	Edge_Full_Right	2_22	2592.99	518598	19.20	18.99
10	Middle	30	10	DFT-s-OFDM QPSK	Edge_Full_Left	2_0	2592.99	518598	19.20	19.00
11	Middle	30	10	DFT-s-OFDM QPSK	Edge_1RB_Right	1_23	2592.99	518598	19.20	18.99
12	Middle	30	10	DFT-s-OFDM QPSK	Edge_1RB_Left	1_0	2592.99	518598	19.20	19.05
13	Middle	30	10	DFT-s-OFDM QPSK	Inner_1RB_Right	1_22	2592.99	518598	19.20	19.10
14	Middle	30	10	DFT-s-OFDM QPSK	Inner_1RB_Left	1_1	2592.99	518598	19.20	19.10
15	Middle	30	10	DFT-s-OFDM QPSK	Outer_Full	24_0	2592.99	518598	19.20	19.09
18	Middle2	30	15	DFT-s-OFDM QPSK	Inner_Full	18_9	2592.99	518598	19.20	19.09
18	Middle2	30	20	DFT-s-OFDM QPSK	Inner_Full	25_12	2592.99	518598	19.20	19.07
18	Middle2	30	30	DFT-s-OFDM QPSK	Inner_Full	36_18	2592.99	518598	19.20	19.04
19	Middle2	30	40	DFT-s-OFDM QPSK	Inner_Full	50_25	2618.67	523734	19.20	19.02
20	Middle2	30	50	DFT-s-OFDM QPSK	Inner_Full	64_32	2592.99	518598	19.20	19.05
21	Middle2	30	60	DFT-s-OFDM QPSK	Inner_Full	81_40	2592.99	518598	19.20	19.04
22	Middle2	30	70	DFT-s-OFDM QPSK	Inner_Full	90_45	2654.97	530994	19.20	19.03
23	Middle2	30	80	DFT-s-OFDM QPSK	Inner_Full	108_54	2649.99	529998	19.20	18.99
24	Middle2	30	90	DFT-s-OFDM QPSK	Inner_Full	120_60	2644.98	528996	19.20	18.96

©Copyright. All rights reserved by CTTL.

N41(ANT2 DSI 11/12)

No.	Test Freq Description	5G-n41								Power Results (dBm)
		SCS (kHz)	NR BW (MHz)	Modulation	RB allocation		NR Test Freq. (MHz)	NR Test CH.	Tune up	n41
1	High	30	10	DFT-s-OFDM QPSK	Inner_Full	12_6	2685	537000	11.20	10.94
2	Middle1	30	10	DFT-s-OFDM QPSK	Inner_Full	12_6	2639	527799	11.20	10.97
3	Middle2	30	10	DFT-s-OFDM QPSK	Inner_Full	12_6	2592.99	518598	11.20	10.98
4	Middle3	30	10	DFT-s-OFDM QPSK	Inner_Full	12_6	2455.02	509406	11.20	10.92
5	Low	30	10	DFT-s-OFDM QPSK	Inner_Full	12_6	2501.01	500205	11.20	10.89
6	High	30	100	DFT-s-OFDM QPSK	Inner_Full	135_67	2640	528000	11.20	10.96
7	Middle2	30	100	DFT-s-OFDM QPSK	Inner_Full	135_67	2592.99	518598	11.20	10.96
8	Low	30	100	DFT-s-OFDM QPSK	Inner_Full	135_67	2546.01	509202	11.20	10.96

According to the table above, the maximum power configuration is selected as the default test configuration

No.	Test Freq Description	5G-n41								Power Results (dBm)
		SCS (kHz)	NR BW (MHz)	Modulation	RB allocation		NR Test Freq. (MHz)	NR Test CH.	Tune up	n41
1	Middle2	30	10	DFT-s-OFDM PI/2 BPSK1	Inner_Full	12_6	2592.99	518598	11.20	10.94
2	Middle2	30	10	DFT-s-OFDM 16QAM	Inner_Full	12_6	2592.99	518598	11.20	10.97
3	Middle2	30	10	DFT-s-OFDM 64QAM	Inner_Full	12_6	2592.99	518598	11.20	10.96
4	Middle2	30	10	DFT-s-OFDM 256QAM	Inner_Full	12_6	2592.99	518598	11.20	10.92
5	Middle2	30	10	CP-OFDM QPSK	Inner_Full	12_6	2592.99	518598	11.20	10.91
6	Middle2	30	10	CP-OFDM 16QAM	Inner_Full	12_6	2592.99	518598	11.20	10.92
7	Middle2	30	10	CP-OFDM 64QAM	Inner_Full	12_6	2592.99	518598	11.20	10.94
8	Middle2	30	10	CP-OFDM 256QAM	Inner_Full	12_6	2592.99	518598	11.20	10.94
9	Middle	30	10	DFT-s-OFDM QPSK	Edge_Full_Right	2_22	2592.99	518598	11.20	10.90
10	Middle	30	10	DFT-s-OFDM QPSK	Edge_Full_Left	2_0	2592.99	518598	11.20	10.91
11	Middle	30	10	DFT-s-OFDM QPSK	Edge_1RB_Right	1_23	2592.99	518598	11.20	10.91
12	Middle	30	10	DFT-s-OFDM QPSK	Edge_1RB_Left	1_0	2592.99	518598	11.20	10.94
13	Middle	30	10	DFT-s-OFDM QPSK	Inner_1RB_Right	1_22	2592.99	518598	11.20	10.97
14	Middle	30	10	DFT-s-OFDM QPSK	Inner_1RB_Left	1_1	2592.99	518598	11.20	10.97
15	Middle	30	10	DFT-s-OFDM QPSK	Outer_Full	24_0	2592.99	518598	11.20	10.96
18	Middle2	30	15	DFT-s-OFDM QPSK	Inner_Full	18_9	2592.99	518598	11.20	10.96
18	Middle2	30	20	DFT-s-OFDM QPSK	Inner_Full	25_12	2592.99	518598	11.20	10.95
18	Middle2	30	30	DFT-s-OFDM QPSK	Inner_Full	36_18	2592.99	518598	11.20	10.94
19	Middle2	30	40	DFT-s-OFDM QPSK	Inner_Full	50_25	2618.67	523734	11.20	10.92
20	Middle2	30	50	DFT-s-OFDM QPSK	Inner_Full	64_32	2592.99	518598	11.20	10.94
21	Middle2	30	60	DFT-s-OFDM QPSK	Inner_Full	81_40	2592.99	518598	11.20	10.94
22	Middle2	30	70	DFT-s-OFDM QPSK	Inner_Full	90_45	2654.97	530994	11.20	10.93
23	Middle2	30	80	DFT-s-OFDM QPSK	Inner_Full	108_54	2649.99	529998	11.20	10.91
24	Middle2	30	90	DFT-s-OFDM QPSK	Inner_Full	120_60	2644.98	528996	11.20	10.89

©Copyright. All rights reserved by CTTL.

N41(ANT2 DSI 13)

No.	Test Freq Description	5G-n41								Power Results (dBm)
		SCS (kHz)	NR BW (MHz)	Modulation	RB allocation		NR Test Freq. (MHz)	NR Test CH.	Tune up	n41
1	High	30	10	DFT-s-OFDM QPSK	Inner_Full	12_6	2685	537000	20.70	20.51
2	Middle1	30	10	DFT-s-OFDM QPSK	Inner_Full	12_6	2639	527799	20.70	20.56
3	Middle2	30	10	DFT-s-OFDM QPSK	Inner_Full	12_6	2592.99	518598	20.70	20.58
4	Middle3	30	10	DFT-s-OFDM QPSK	Inner_Full	12_6	2455.02	509406	20.70	20.47
5	Low	30	10	DFT-s-OFDM QPSK	Inner_Full	12_6	2501.01	500205	20.70	20.41
6	High	30	100	DFT-s-OFDM QPSK	Inner_Full	135_67	2640	528000	20.70	20.55
7	Middle2	30	100	DFT-s-OFDM QPSK	Inner_Full	135_67	2592.99	518598	20.70	20.54
8	Low	30	100	DFT-s-OFDM QPSK	Inner_Full	135_67	2546.01	509202	20.70	20.55
According to the table above, the maximum power configuration is selected as the default test configuration										

No.	Test Freq Description	5G-n41								Power Results (dBm)
		SCS (kHz)	NR BW (MHz)	Modulation	RB allocation		NR Test Freq. (MHz)	NR Test CH.	Tune up	n41
1	Middle2	30	10	DFT-s-OFDM PI/2 BPSK1	Inner_Full	12_6	2592.99	518598	20.70	20.51
2	Middle2	30	10	DFT-s-OFDM 16QAM	Inner_Full	12_6	2592.99	518598	20.70	20.57
3	Middle2	30	10	DFT-s-OFDM 64QAM	Inner_Full	12_6	2592.99	518598	20.70	20.55
4	Middle2	30	10	DFT-s-OFDM 256QAM	Inner_Full	12_6	2592.99	518598	20.70	20.48
5	Middle2	30	10	CP-OFDM QPSK	Inner_Full	12_6	2592.99	518598	20.70	20.46
6	Middle2	30	10	CP-OFDM 16QAM	Inner_Full	12_6	2592.99	518598	20.70	20.48
7	Middle2	30	10	CP-OFDM 64QAM	Inner_Full	12_6	2592.99	518598	20.70	20.50
8	Middle2	30	10	CP-OFDM 256QAM	Inner_Full	12_6	2592.99	518598	20.70	20.05
9	Middle	30	10	DFT-s-OFDM QPSK	Edge_Full_Right	2_22	2592.99	518598	20.70	20.44
10	Middle	30	10	DFT-s-OFDM QPSK	Edge_Full_Left	2_0	2592.99	518598	20.70	20.46
11	Middle	30	10	DFT-s-OFDM QPSK	Edge_1RB_Right	1_23	2592.99	518598	20.70	20.45
12	Middle	30	10	DFT-s-OFDM QPSK	Edge_1RB_Left	1_0	2592.99	518598	20.70	20.51
13	Middle	30	10	DFT-s-OFDM QPSK	Inner_1RB_Right	1_22	2592.99	518598	20.70	20.56
14	Middle	30	10	DFT-s-OFDM QPSK	Inner_1RB_Left	1_1	2592.99	518598	20.70	20.56
15	Middle	30	10	DFT-s-OFDM QPSK	Outer_Full	24_0	2592.99	518598	20.70	20.55
18	Middle2	30	15	DFT-s-OFDM QPSK	Inner_Full	18_9	2592.99	518598	20.70	20.55
18	Middle2	30	20	DFT-s-OFDM QPSK	Inner_Full	25_12	2592.99	518598	20.70	20.53
18	Middle2	30	30	DFT-s-OFDM QPSK	Inner_Full	36_18	2592.99	518598	20.70	20.50
19	Middle2	30	40	DFT-s-OFDM QPSK	Inner_Full	50_25	2618.67	523734	20.70	20.48
20	Middle2	30	50	DFT-s-OFDM QPSK	Inner_Full	64_32	2592.99	518598	20.70	20.51
21	Middle2	30	60	DFT-s-OFDM QPSK	Inner_Full	81_40	2592.99	518598	20.70	20.50
22	Middle2	30	70	DFT-s-OFDM QPSK	Inner_Full	90_45	2654.97	530994	20.70	20.49
23	Middle2	30	80	DFT-s-OFDM QPSK	Inner_Full	108_54	2649.99	529998	20.70	20.45
24	Middle2	30	90	DFT-s-OFDM QPSK	Inner_Full	120_60	2644.98	528996	20.70	20.41

©Copyright. All rights reserved by CTTL.

N41(ANT2 DSI 16)

No.	Test Freq Description	5G-n41								Power Results (dBm)
		SCS (kHz)	NR BW (MHz)	Modulation	RB allocation		NR Test Freq. (MHz)	NR Test CH.	Tune up	n41
1	High	30	10	DFT-s-OFDM QPSK	Inner_Full	12_6	2685	537000	19.70	19.53
2	Middle1	30	10	DFT-s-OFDM QPSK	Inner_Full	12_6	2639	527799	19.70	19.58
3	Middle2	30	10	DFT-s-OFDM QPSK	Inner_Full	12_6	2592.99	518598	19.70	19.60
4	Middle3	30	10	DFT-s-OFDM QPSK	Inner_Full	12_6	2455.02	509406	19.70	19.49
5	Low	30	10	DFT-s-OFDM QPSK	Inner_Full	12_6	2501.01	500205	19.70	19.43
6	High	30	100	DFT-s-OFDM QPSK	Inner_Full	135_67	2640	528000	19.70	19.57
7	Middle2	30	100	DFT-s-OFDM QPSK	Inner_Full	135_67	2592.99	518598	19.70	19.56
8	Low	30	100	DFT-s-OFDM QPSK	Inner_Full	135_67	2546.01	509202	19.70	19.57
According to the table above, the maximum power configuration is selected as the default test configuration										

No.	Test Freq Description	5G-n41								Power Results (dBm)
		SCS (kHz)	NR BW (MHz)	Modulation	RB allocation		NR Test Freq. (MHz)	NR Test CH.	Tune up	n41
1	Middle2	30	10	DFT-s-OFDM PI/2 BPSK1	Inner_Full	12_6	2592.99	518598	19.70	19.53
2	Middle2	30	10	DFT-s-OFDM 16QAM	Inner_Full	12_6	2592.99	518598	19.70	19.59
3	Middle2	30	10	DFT-s-OFDM 64QAM	Inner_Full	12_6	2592.99	518598	19.70	19.57
4	Middle2	30	10	DFT-s-OFDM 256QAM	Inner_Full	12_6	2592.99	518598	19.70	19.50
5	Middle2	30	10	CP-OFDM QPSK	Inner_Full	12_6	2592.99	518598	19.70	19.48
6	Middle2	30	10	CP-OFDM 16QAM	Inner_Full	12_6	2592.99	518598	19.70	19.50
7	Middle2	30	10	CP-OFDM 64QAM	Inner_Full	12_6	2592.99	518598	19.70	19.52
8	Middle2	30	10	CP-OFDM 256QAM	Inner_Full	12_6	2592.99	518598	19.70	19.07
9	Middle	30	10	DFT-s-OFDM QPSK	Edge_Full_Right	2_22	2592.99	518598	19.70	19.46
10	Middle	30	10	DFT-s-OFDM QPSK	Edge_Full_Left	2_0	2592.99	518598	19.70	19.48
11	Middle	30	10	DFT-s-OFDM QPSK	Edge_1RB_Right	1_23	2592.99	518598	19.70	19.47
12	Middle	30	10	DFT-s-OFDM QPSK	Edge_1RB_Left	1_0	2592.99	518598	19.70	19.53
13	Middle	30	10	DFT-s-OFDM QPSK	Inner_1RB_Right	1_22	2592.99	518598	19.70	19.58
14	Middle	30	10	DFT-s-OFDM QPSK	Inner_1RB_Left	1_1	2592.99	518598	19.70	19.58
15	Middle	30	10	DFT-s-OFDM QPSK	Outer_Full	24_0	2592.99	518598	19.70	19.57
18	Middle2	30	15	DFT-s-OFDM QPSK	Inner_Full	18_9	2592.99	518598	19.70	19.57
18	Middle2	30	20	DFT-s-OFDM QPSK	Inner_Full	25_12	2592.99	518598	19.70	19.55
18	Middle2	30	30	DFT-s-OFDM QPSK	Inner_Full	36_18	2592.99	518598	19.70	19.52
19	Middle2	30	40	DFT-s-OFDM QPSK	Inner_Full	50_25	2618.67	523734	19.70	19.50
20	Middle2	30	50	DFT-s-OFDM QPSK	Inner_Full	64_32	2592.99	518598	19.70	19.53
21	Middle2	30	60	DFT-s-OFDM QPSK	Inner_Full	81_40	2592.99	518598	19.70	19.52
22	Middle2	30	70	DFT-s-OFDM QPSK	Inner_Full	90_45	2654.97	530994	19.70	19.51
23	Middle2	30	80	DFT-s-OFDM QPSK	Inner_Full	108_54	2649.99	529998	19.70	19.47
24	Middle2	30	90	DFT-s-OFDM QPSK	Inner_Full	120_60	2644.98	528996	19.70	19.43

©Copyright. All rights reserved by CTTL.

N41(ANT3 DSI 1/2)

No.	Test Freq Description	5G-n41								Power Results (dBm)
		SCS (kHz)	NR BW (MHz)	Modulation	RB allocation		NR Test Freq. (MHz)	NR Test CH.	Tune up	n41
1	High	30	10	DFT-s-OFDM QPSK	Inner_Full	12_6	2685	537000	22.70	21.42
2	Middle1	30	10	DFT-s-OFDM QPSK	Inner_Full	12_6	2639	527799	22.70	21.48
3	Middle2	30	10	DFT-s-OFDM QPSK	Inner_Full	12_6	2592.99	518598	22.70	21.55
4	Middle3	30	10	DFT-s-OFDM QPSK	Inner_Full	12_6	2455.02	509406	22.70	21.38
5	Low	30	10	DFT-s-OFDM QPSK	Inner_Full	12_6	2501.01	500205	22.70	21.32
6	High	30	100	DFT-s-OFDM QPSK	Inner_Full	135_67	2640	528000	22.70	21.47
7	Middle2	30	100	DFT-s-OFDM QPSK	Inner_Full	135_67	2592.99	518598	22.70	21.46
8	Low	30	100	DFT-s-OFDM QPSK	Inner_Full	135_67	2546.01	509202	22.70	21.47

According to the table above, the maximum power configuration is selected as the default test configuration

No.	Test Freq Description	5G-n41								Power Results (dBm)
		SCS (kHz)	NR BW (MHz)	Modulation	RB allocation		NR Test Freq. (MHz)	NR Test CH.	Tune up	n41
1	Middle2	30	10	DFT-s-OFDM PI/2 BPSK1	Inner_Full	12_6	2592.99	518598	22.70	21.42
2	Middle2	30	10	DFT-s-OFDM 16QAM	Inner_Full	12_6	2592.99	518598	22.70	21.44
3	Middle2	30	10	DFT-s-OFDM 64QAM	Inner_Full	12_6	2592.99	518598	22.70	21.36
4	Middle2	30	10	DFT-s-OFDM 256QAM	Inner_Full	12_6	2592.99	518598	22.20	21.09
5	Middle2	30	10	CP-OFDM QPSK	Inner_Full	12_6	2592.99	518598	22.70	21.44
6	Middle2	30	10	CP-OFDM 16QAM	Inner_Full	12_6	2592.99	518598	22.70	21.41
7	Middle2	30	10	CP-OFDM 64QAM	Inner_Full	12_6	2592.99	518598	22.70	21.38
8	Middle2	30	10	CP-OFDM 256QAM	Inner_Full	12_6	2592.99	518598	20.20	19.15
9	Middle	30	10	DFT-s-OFDM QPSK	Edge_Full_Right	2_22	2592.99	518598	22.70	21.43
10	Middle	30	10	DFT-s-OFDM QPSK	Edge_Full_Left	2_0	2592.99	518598	22.70	21.45
11	Middle	30	10	DFT-s-OFDM QPSK	Edge_1RB_Right	1_23	2592.99	518598	22.70	21.46
12	Middle	30	10	DFT-s-OFDM QPSK	Edge_1RB_Left	1_0	2592.99	518598	22.70	21.44
13	Middle	30	10	DFT-s-OFDM QPSK	Inner_1RB_Right	1_22	2592.99	518598	22.70	21.52
14	Middle	30	10	DFT-s-OFDM QPSK	Inner_1RB_Left	1_1	2592.99	518598	22.70	21.51
15	Middle	30	10	DFT-s-OFDM QPSK	Outer_Full	24_0	2592.99	518598	22.70	21.46
18	Middle2	30	15	DFT-s-OFDM QPSK	Inner_Full	18_9	2592.99	518598	22.70	21.43
18	Middle2	30	20	DFT-s-OFDM QPSK	Inner_Full	25_12	2592.99	518598	22.70	21.47
18	Middle2	30	30	DFT-s-OFDM QPSK	Inner_Full	36_18	2592.99	518598	22.70	21.42
19	Middle2	30	40	DFT-s-OFDM QPSK	Inner_Full	50_25	2618.67	523734	22.70	21.40
20	Middle2	30	50	DFT-s-OFDM QPSK	Inner_Full	64_32	2592.99	518598	22.70	21.42
21	Middle2	30	60	DFT-s-OFDM QPSK	Inner_Full	81_40	2592.99	518598	22.70	21.39
22	Middle2	30	70	DFT-s-OFDM QPSK	Inner_Full	90_45	2654.97	530994	22.70	21.35
23	Middle2	30	80	DFT-s-OFDM QPSK	Inner_Full	108_54	2649.99	529998	22.70	21.36
24	Middle2	30	90	DFT-s-OFDM QPSK	Inner_Full	120_60	2644.98	528996	22.70	21.35

©Copyright. All rights reserved by CTTL.

N41(ANT3 DSI 5/13)

No.	Test Freq Description	5G-n41								Power Results (dBm)
		SCS (kHz)	NR BW (MHz)	Modulation	RB allocation		NR Test Freq. (MHz)	NR Test CH.	Tune up	n41
1	High	30	10	DFT-s-OFDM QPSK	Inner_Full	12_6	2685	537000	26.70	25.43
2	Middle1	30	10	DFT-s-OFDM QPSK	Inner_Full	12_6	2639	527799	26.70	25.50
3	Middle2	30	10	DFT-s-OFDM QPSK	Inner_Full	12_6	2592.99	518598	26.70	25.58
4	Middle3	30	10	DFT-s-OFDM QPSK	Inner_Full	12_6	2455.02	509406	26.70	25.38
5	Low	30	10	DFT-s-OFDM QPSK	Inner_Full	12_6	2501.01	500205	26.70	25.31
6	High	30	100	DFT-s-OFDM QPSK	Inner_Full	135_67	2640	528000	26.70	25.48
7	Middle2	30	100	DFT-s-OFDM QPSK	Inner_Full	135_67	2592.99	518598	26.70	25.47
8	Low	30	100	DFT-s-OFDM QPSK	Inner_Full	135_67	2546.01	509202	26.70	25.48

According to the table above, the maximum power configuration is selected as the default test configuration

No.	Test Freq Description	5G-n41								Power Results (dBm)
		SCS (kHz)	NR BW (MHz)	Modulation	RB allocation		NR Test Freq. (MHz)	NR Test CH.	Tune up	n41
1	Middle2	30	10	DFT-s-OFDM PI/2 BPSK1	Inner_Full	12_6	2592.99	518598	26.70	25.43
2	Middle2	30	10	DFT-s-OFDM 16QAM	Inner_Full	12_6	2592.99	518598	25.70	24.62
3	Middle2	30	10	DFT-s-OFDM 64QAM	Inner_Full	12_6	2592.99	518598	24.20	23.10
4	Middle2	30	10	DFT-s-OFDM 256QAM	Inner_Full	12_6	2592.99	518598	22.20	21.15
5	Middle2	30	10	CP-OFDM QPSK	Inner_Full	12_6	2592.99	518598	25.20	24.03
6	Middle2	30	10	CP-OFDM 16QAM	Inner_Full	12_6	2592.99	518598	24.70	23.63
7	Middle2	30	10	CP-OFDM 64QAM	Inner_Full	12_6	2592.99	518598	23.20	22.05
8	Middle2	30	10	CP-OFDM 256QAM	Inner_Full	12_6	2592.99	518598	20.20	19.16
9	Middle	30	10	DFT-s-OFDM QPSK	Edge_Full_Right	2_22	2592.99	518598	23.20	22.00
10	Middle	30	10	DFT-s-OFDM QPSK	Edge_Full_Left	2_0	2592.99	518598	23.20	22.02
11	Middle	30	10	DFT-s-OFDM QPSK	Edge_1RB_Right	1_23	2592.99	518598	23.20	22.08
12	Middle	30	10	DFT-s-OFDM QPSK	Edge_1RB_Left	1_0	2592.99	518598	23.20	22.12
13	Middle	30	10	DFT-s-OFDM QPSK	Inner_1RB_Right	1_22	2592.99	518598	26.70	25.55
14	Middle	30	10	DFT-s-OFDM QPSK	Inner_1RB_Left	1_1	2592.99	518598	26.70	25.53
15	Middle	30	10	DFT-s-OFDM QPSK	Outer_Full	24_0	2592.99	518598	25.70	24.64
18	Middle2	30	15	DFT-s-OFDM QPSK	Inner_Full	18_9	2592.99	518598	26.70	25.44
18	Middle2	30	20	DFT-s-OFDM QPSK	Inner_Full	25_12	2592.99	518598	26.70	25.49
18	Middle2	30	30	DFT-s-OFDM QPSK	Inner_Full	36_18	2592.99	518598	26.70	25.43
19	Middle2	30	40	DFT-s-OFDM QPSK	Inner_Full	50_25	2618.67	523734	26.70	25.40
20	Middle2	30	50	DFT-s-OFDM QPSK	Inner_Full	64_32	2592.99	518598	26.70	25.42
21	Middle2	30	60	DFT-s-OFDM QPSK	Inner_Full	81_40	2592.99	518598	26.70	25.39
22	Middle2	30	70	DFT-s-OFDM QPSK	Inner_Full	90_45	2654.97	530994	26.70	25.34
23	Middle2	30	80	DFT-s-OFDM QPSK	Inner_Full	108_54	2649.99	529998	26.70	25.36
24	Middle2	30	90	DFT-s-OFDM QPSK	Inner_Full	120_60	2644.98	528996	26.70	25.34

©Copyright. All rights reserved by CTTL.

N41(ANT3 DSI 11/12)

No.	Test Freq Description	5G-n41								Power Results (dBm)
		SCS (kHz)	NR BW (MHz)	Modulation	RB allocation		NR Test Freq. (MHz)	NR Test CH.	Tune up	n41
1	High	30	10	DFT-s-OFDM QPSK	Inner_Full	12_6	2685	537000	14.70	13.45
2	Middle1	30	10	DFT-s-OFDM QPSK	Inner_Full	12_6	2639	527799	14.70	13.49
3	Middle2	30	10	DFT-s-OFDM QPSK	Inner_Full	12_6	2592.99	518598	14.70	13.54
4	Middle3	30	10	DFT-s-OFDM QPSK	Inner_Full	12_6	2455.02	509406	14.70	13.43
5	Low	30	10	DFT-s-OFDM QPSK	Inner_Full	12_6	2501.01	500205	14.70	13.39
6	High	30	100	DFT-s-OFDM QPSK	Inner_Full	135_67	2640	528000	14.70	13.49
7	Middle2	30	100	DFT-s-OFDM QPSK	Inner_Full	135_67	2592.99	518598	14.70	13.48
8	Low	30	100	DFT-s-OFDM QPSK	Inner_Full	135_67	2546.01	509202	14.70	13.49

According to the table above, the maximum power configuration is selected as the default test configuration

No.	Test Freq Description	5G-n41								Power Results (dBm)
		SCS (kHz)	NR BW (MHz)	Modulation	RB allocation		NR Test Freq. (MHz)	NR Test CH.	Tune up	n41
1	Middle2	30	10	DFT-s-OFDM PI/2 BPSK1	Inner_Full	12_6	2592.99	518598	14.70	13.45
2	Middle2	30	10	DFT-s-OFDM 16QAM	Inner_Full	12_6	2592.99	518598	14.70	13.47
3	Middle2	30	10	DFT-s-OFDM 64QAM	Inner_Full	12_6	2592.99	518598	14.70	13.42
4	Middle2	30	10	DFT-s-OFDM 256QAM	Inner_Full	12_6	2592.99	518598	14.70	13.25
5	Middle2	30	10	CP-OFDM QPSK	Inner_Full	12_6	2592.99	518598	14.70	13.47
6	Middle2	30	10	CP-OFDM 16QAM	Inner_Full	12_6	2592.99	518598	14.70	13.45
7	Middle2	30	10	CP-OFDM 64QAM	Inner_Full	12_6	2592.99	518598	14.70	13.43
8	Middle2	30	10	CP-OFDM 256QAM	Inner_Full	12_6	2592.99	518598	14.70	13.45
9	Middle	30	10	DFT-s-OFDM QPSK	Edge_Full_Right	2_22	2592.99	518598	14.70	13.46
10	Middle	30	10	DFT-s-OFDM QPSK	Edge_Full_Left	2_0	2592.99	518598	14.70	13.47
11	Middle	30	10	DFT-s-OFDM QPSK	Edge_1RB_Right	1_23	2592.99	518598	14.70	13.48
12	Middle	30	10	DFT-s-OFDM QPSK	Edge_1RB_Left	1_0	2592.99	518598	14.70	13.47
13	Middle	30	10	DFT-s-OFDM QPSK	Inner_1RB_Right	1_22	2592.99	518598	14.70	13.52
14	Middle	30	10	DFT-s-OFDM QPSK	Inner_1RB_Left	1_1	2592.99	518598	14.70	13.51
15	Middle	30	10	DFT-s-OFDM QPSK	Outer_Full	24_0	2592.99	518598	14.70	13.48
18	Middle2	30	15	DFT-s-OFDM QPSK	Inner_Full	18_9	2592.99	518598	14.70	13.46
18	Middle2	30	20	DFT-s-OFDM QPSK	Inner_Full	25_12	2592.99	518598	14.70	13.49
18	Middle2	30	30	DFT-s-OFDM QPSK	Inner_Full	36_18	2592.99	518598	14.70	13.45
19	Middle2	30	40	DFT-s-OFDM QPSK	Inner_Full	50_25	2618.67	523734	14.70	13.44
20	Middle2	30	50	DFT-s-OFDM QPSK	Inner_Full	64_32	2592.99	518598	14.70	13.45
21	Middle2	30	60	DFT-s-OFDM QPSK	Inner_Full	81_40	2592.99	518598	14.70	13.43
22	Middle2	30	70	DFT-s-OFDM QPSK	Inner_Full	90_45	2654.97	530994	14.70	13.41
23	Middle2	30	80	DFT-s-OFDM QPSK	Inner_Full	108_54	2649.99	529998	14.70	13.42
24	Middle2	30	90	DFT-s-OFDM QPSK	Inner_Full	120_60	2644.98	528996	14.70	13.41

©Copyright. All rights reserved by CTTL.

N41(ANT4 DSI 1)

No.	Test Freq Description	5G-n41								Power Results (dBm)
		SCS (kHz)	NR BW (MHz)	Modulation	RB allocation		NR Test Freq. (MHz)	NR Test CH.	Tune up	n41
1	High	30	10	DFT-s-OFDM QPSK	Inner_Full	12_6	2685	537000	22.70	21.46
2	Middle1	30	10	DFT-s-OFDM QPSK	Inner_Full	12_6	2639	527799	22.70	21.48
3	Middle2	30	10	DFT-s-OFDM QPSK	Inner_Full	12_6	2592.99	518598	22.70	21.51
4	Middle3	30	10	DFT-s-OFDM QPSK	Inner_Full	12_6	2455.02	509406	22.70	21.47
5	Low	30	10	DFT-s-OFDM QPSK	Inner_Full	12_6	2501.01	500205	22.70	21.42
6	High	30	100	DFT-s-OFDM QPSK	Inner_Full	135_67	2640	528000	22.70	21.45
7	Middle2	30	100	DFT-s-OFDM QPSK	Inner_Full	135_67	2592.99	518598	22.70	21.47
8	Low	30	100	DFT-s-OFDM QPSK	Inner_Full	135_67	2546.01	509202	22.70	21.49

According to the table above, the maximum power configuration is selected as the default test configuration

No.	Test Freq Description	5G-n41								Power Results (dBm)
		SCS (kHz)	NR BW (MHz)	Modulation	RB allocation		NR Test Freq. (MHz)	NR Test CH.	Tune up	n41
1	Middle2	30	10	DFT-s-OFDM PI/2 BPSK1	Inner_Full	12_6	2592.99	518598	22.70	21.47
2	Middle2	30	10	DFT-s-OFDM 16QAM	Inner_Full	12_6	2592.99	518598	22.70	21.49
3	Middle2	30	10	DFT-s-OFDM 64QAM	Inner_Full	12_6	2592.99	518598	22.70	21.44
4	Middle2	30	10	DFT-s-OFDM 256QAM	Inner_Full	12_6	2592.99	518598	22.20	20.52
5	Middle2	30	10	CP-OFDM QPSK	Inner_Full	12_6	2592.99	518598	22.70	21.48
6	Middle2	30	10	CP-OFDM 16QAM	Inner_Full	12_6	2592.99	518598	22.70	21.44
7	Middle2	30	10	CP-OFDM 64QAM	Inner_Full	12_6	2592.99	518598	22.70	21.47
8	Middle2	30	10	CP-OFDM 256QAM	Inner_Full	12_6	2592.99	518598	20.20	18.55
9	Middle	30	10	DFT-s-OFDM QPSK	Edge_Full_Right	2_22	2592.99	518598	22.70	21.41
10	Middle	30	10	DFT-s-OFDM QPSK	Edge_Full_Left	2_0	2592.99	518598	22.70	21.44
11	Middle	30	10	DFT-s-OFDM QPSK	Edge_1RB_Right	1_23	2592.99	518598	22.70	21.39
12	Middle	30	10	DFT-s-OFDM QPSK	Edge_1RB_Left	1_0	2592.99	518598	22.70	21.50
13	Middle	30	10	DFT-s-OFDM QPSK	Inner_1RB_Right	1_22	2592.99	518598	22.70	21.46
14	Middle	30	10	DFT-s-OFDM QPSK	Inner_1RB_Left	1_1	2592.99	518598	22.70	21.50
15	Middle	30	10	DFT-s-OFDM QPSK	Outer_Full	24_0	2592.99	518598	22.70	21.45
18	Middle2	30	15	DFT-s-OFDM QPSK	Inner_Full	18_9	2592.99	518598	22.70	21.48
18	Middle2	30	20	DFT-s-OFDM QPSK	Inner_Full	25_12	2592.99	518598	22.70	21.47
18	Middle2	30	30	DFT-s-OFDM QPSK	Inner_Full	36_18	2592.99	518598	22.70	21.50
19	Middle2	30	40	DFT-s-OFDM QPSK	Inner_Full	50_25	2618.67	523734	22.70	21.47
20	Middle2	30	50	DFT-s-OFDM QPSK	Inner_Full	64_32	2592.99	518598	22.70	21.47
21	Middle2	30	60	DFT-s-OFDM QPSK	Inner_Full	81_40	2592.99	518598	22.70	21.48
22	Middle2	30	70	DFT-s-OFDM QPSK	Inner_Full	90_45	2654.97	530994	22.70	21.49
23	Middle2	30	80	DFT-s-OFDM QPSK	Inner_Full	108_54	2649.99	529998	22.70	21.46
24	Middle2	30	90	DFT-s-OFDM QPSK	Inner_Full	120_60	2644.98	528996	22.70	21.41

©Copyright. All rights reserved by CTTL.

N41(ANT4 DSI 2/5/13)

No.	Test Freq Description	5G-n41								Power Results (dBm)
		SCS (kHz)	NR BW (MHz)	Modulation	RB allocation		NR Test Freq. (MHz)	NR Test CH.	Tune up	n41
1	High	30	10	DFT-s-OFDM QPSK	Inner_Full	12_6	2685	537000	26.70	24.94
2	Middle1	30	10	DFT-s-OFDM QPSK	Inner_Full	12_6	2639	527799	26.70	24.97
3	Middle2	30	10	DFT-s-OFDM QPSK	Inner_Full	12_6	2592.99	518598	26.70	25.00
4	Middle3	30	10	DFT-s-OFDM QPSK	Inner_Full	12_6	2455.02	509406	26.70	24.95
5	Low	30	10	DFT-s-OFDM QPSK	Inner_Full	12_6	2501.01	500205	26.70	24.92
6	High	30	100	DFT-s-OFDM QPSK	Inner_Full	135_67	2640	528000	26.70	24.93
7	Middle2	30	100	DFT-s-OFDM QPSK	Inner_Full	135_67	2592.99	518598	26.70	24.95
8	Low	30	100	DFT-s-OFDM QPSK	Inner_Full	135_67	2546.01	509202	26.70	24.98

According to the table above, the maximum power configuration is selected as the default test configuration

No.	Test Freq Description	5G-n41								Power Results (dBm)
		SCS (kHz)	NR BW (MHz)	Modulation	RB allocation		NR Test Freq. (MHz)	NR Test CH.	Tune up	n41
1	Middle2	30	10	DFT-s-OFDM PI/2 BPSK1	Inner_Full	12_6	2592.99	518598	26.70	24.95
2	Middle2	30	10	DFT-s-OFDM 16QAM	Inner_Full	12_6	2592.99	518598	25.70	24.00
3	Middle2	30	10	DFT-s-OFDM 64QAM	Inner_Full	12_6	2592.99	518598	24.20	22.38
4	Middle2	30	10	DFT-s-OFDM 256QAM	Inner_Full	12_6	2592.99	518598	22.20	20.51
5	Middle2	30	10	CP-OFDM QPSK	Inner_Full	12_6	2592.99	518598	25.20	23.48
6	Middle2	30	10	CP-OFDM 16QAM	Inner_Full	12_6	2592.99	518598	24.70	22.95
7	Middle2	30	10	CP-OFDM 64QAM	Inner_Full	12_6	2592.99	518598	23.20	21.48
8	Middle2	30	10	CP-OFDM 256QAM	Inner_Full	12_6	2592.99	518598	20.20	18.58
9	Middle	30	10	DFT-s-OFDM QPSK	Edge_Full_Right	2_22	2592.99	518598	23.20	21.41
10	Middle	30	10	DFT-s-OFDM QPSK	Edge_Full_Left	2_0	2592.99	518598	23.20	21.41
11	Middle	30	10	DFT-s-OFDM QPSK	Edge_1RB_Right	1_23	2592.99	518598	23.20	21.50
12	Middle	30	10	DFT-s-OFDM QPSK	Edge_1RB_Left	1_0	2592.99	518598	23.20	21.46
13	Middle	30	10	DFT-s-OFDM QPSK	Inner_1RB_Right	1_22	2592.99	518598	26.70	24.99
14	Middle	30	10	DFT-s-OFDM QPSK	Inner_1RB_Left	1_1	2592.99	518598	26.70	24.93
15	Middle	30	10	DFT-s-OFDM QPSK	Outer_Full	24_0	2592.99	518598	25.70	23.91
18	Middle2	30	15	DFT-s-OFDM QPSK	Inner_Full	18_9	2592.99	518598	26.70	24.95
18	Middle2	30	20	DFT-s-OFDM QPSK	Inner_Full	25_12	2592.99	518598	26.70	24.99
18	Middle2	30	30	DFT-s-OFDM QPSK	Inner_Full	36_18	2592.99	518598	26.70	24.95
19	Middle2	30	40	DFT-s-OFDM QPSK	Inner_Full	50_25	2618.67	523734	26.70	24.95
20	Middle2	30	50	DFT-s-OFDM QPSK	Inner_Full	64_32	2592.99	518598	26.70	24.97
21	Middle2	30	60	DFT-s-OFDM QPSK	Inner_Full	81_40	2592.99	518598	26.70	24.98
22	Middle2	30	70	DFT-s-OFDM QPSK	Inner_Full	90_45	2654.97	530994	26.70	24.94
23	Middle2	30	80	DFT-s-OFDM QPSK	Inner_Full	108_54	2649.99	529998	26.70	24.88
24	Middle2	30	90	DFT-s-OFDM QPSK	Inner_Full	120_60	2644.98	528996	26.70	24.84

©Copyright. All rights reserved by CTTL.

N41(ANT4 DSI 11)

No.	Test Freq Description	5G-n41								Power Results (dBm)
		SCS (kHz)	NR BW (MHz)	Modulation	RB allocation		NR Test Freq. (MHz)	NR Test CH.	Tune up	n41
1	High	30	10	DFT-s-OFDM QPSK	Inner_Full	12_6	2685	537000	14.70	13.40
2	Middle1	30	10	DFT-s-OFDM QPSK	Inner_Full	12_6	2639	527799	14.70	13.41
3	Middle2	30	10	DFT-s-OFDM QPSK	Inner_Full	12_6	2592.99	518598	14.70	13.43
4	Middle3	30	10	DFT-s-OFDM QPSK	Inner_Full	12_6	2455.02	509406	14.70	13.40
5	Low	30	10	DFT-s-OFDM QPSK	Inner_Full	12_6	2501.01	500205	14.70	13.37
6	High	30	100	DFT-s-OFDM QPSK	Inner_Full	135_67	2640	528000	14.70	13.39
7	Middle2	30	100	DFT-s-OFDM QPSK	Inner_Full	135_67	2592.99	518598	14.70	13.40
8	Low	30	100	DFT-s-OFDM QPSK	Inner_Full	135_67	2546.01	509202	14.70	13.41

According to the table above, the maximum power configuration is selected as the default test configuration

No.	Test Freq Description	5G-n41								Power Results (dBm)
		SCS (kHz)	NR BW (MHz)	Modulation	RB allocation		NR Test Freq. (MHz)	NR Test CH.	Tune up	n41
1	Middle2	30	10	DFT-s-OFDM PI/2 BPSK1	Inner_Full	12_6	2592.99	518598	14.70	13.40
2	Middle2	30	10	DFT-s-OFDM 16QAM	Inner_Full	12_6	2592.99	518598	14.70	13.41
3	Middle2	30	10	DFT-s-OFDM 64QAM	Inner_Full	12_6	2592.99	518598	14.70	13.38
4	Middle2	30	10	DFT-s-OFDM 256QAM	Inner_Full	12_6	2592.99	518598	14.70	13.31
5	Middle2	30	10	CP-OFDM QPSK	Inner_Full	12_6	2592.99	518598	14.70	13.41
6	Middle2	30	10	CP-OFDM 16QAM	Inner_Full	12_6	2592.99	518598	14.70	13.38
7	Middle2	30	10	CP-OFDM 64QAM	Inner_Full	12_6	2592.99	518598	14.70	13.40
8	Middle2	30	10	CP-OFDM 256QAM	Inner_Full	12_6	2592.99	518598	14.70	13.38
9	Middle	30	10	DFT-s-OFDM QPSK	Edge_Full_Right	2_22	2592.99	518598	14.70	13.37
10	Middle	30	10	DFT-s-OFDM QPSK	Edge_Full_Left	2_0	2592.99	518598	14.70	13.38
11	Middle	30	10	DFT-s-OFDM QPSK	Edge_1RB_Right	1_23	2592.99	518598	14.70	13.35
12	Middle	30	10	DFT-s-OFDM QPSK	Edge_1RB_Left	1_0	2592.99	518598	14.70	13.42
13	Middle	30	10	DFT-s-OFDM QPSK	Inner_1RB_Right	1_22	2592.99	518598	14.70	13.40
14	Middle	30	10	DFT-s-OFDM QPSK	Inner_1RB_Left	1_1	2592.99	518598	14.70	13.42
15	Middle	30	10	DFT-s-OFDM QPSK	Outer_Full	24_0	2592.99	518598	14.70	13.39
18	Middle2	30	15	DFT-s-OFDM QPSK	Inner_Full	18_9	2592.99	518598	14.70	13.41
18	Middle2	30	20	DFT-s-OFDM QPSK	Inner_Full	25_12	2592.99	518598	14.70	13.40
18	Middle2	30	30	DFT-s-OFDM QPSK	Inner_Full	36_18	2592.99	518598	14.70	13.42
19	Middle2	30	40	DFT-s-OFDM QPSK	Inner_Full	50_25	2618.67	523734	14.70	13.40
20	Middle2	30	50	DFT-s-OFDM QPSK	Inner_Full	64_32	2592.99	518598	14.70	13.40
21	Middle2	30	60	DFT-s-OFDM QPSK	Inner_Full	81_40	2592.99	518598	14.70	13.41
22	Middle2	30	70	DFT-s-OFDM QPSK	Inner_Full	90_45	2654.97	530994	14.70	13.41
23	Middle2	30	80	DFT-s-OFDM QPSK	Inner_Full	108_54	2649.99	529998	14.70	13.40
24	Middle2	30	90	DFT-s-OFDM QPSK	Inner_Full	120_60	2644.98	528996	14.70	13.37

©Copyright. All rights reserved by CTTL.

N41(ANT4 DSI 12)

No.	Test Freq Description	5G-n41								Power Results (dBm)
		SCS (kHz)	NR BW (MHz)	Modulation	RB allocation		NR Test Freq. (MHz)	NR Test CH.	Tune up	n41
1	High	30	10	DFT-s-OFDM QPSK	Inner_Full	12_6	2685	537000	24.20	24.02
2	Middle1	30	10	DFT-s-OFDM QPSK	Inner_Full	12_6	2639	527799	24.20	24.05
3	Middle2	30	10	DFT-s-OFDM QPSK	Inner_Full	12_6	2592.99	518598	24.20	24.08
4	Middle3	30	10	DFT-s-OFDM QPSK	Inner_Full	12_6	2455.02	509406	24.20	24.03
5	Low	30	10	DFT-s-OFDM QPSK	Inner_Full	12_6	2501.01	500205	24.20	24.00
6	High	30	100	DFT-s-OFDM QPSK	Inner_Full	135_67	2640	528000	24.20	24.01
7	Middle2	30	100	DFT-s-OFDM QPSK	Inner_Full	135_67	2592.99	518598	24.20	24.03
8	Low	30	100	DFT-s-OFDM QPSK	Inner_Full	135_67	2546.01	509202	24.20	24.06

According to the table above, the maximum power configuration is selected as the default test configuration

No.	Test Freq Description	5G-n41								Power Results (dBm)
		SCS (kHz)	NR BW (MHz)	Modulation	RB allocation		NR Test Freq. (MHz)	NR Test CH.	Tune up	n41
1	Middle2	30	10	DFT-s-OFDM PI/2 BPSK1	Inner_Full	12_6	2592.99	518598	24.20	24.05
2	Middle2	30	10	DFT-s-OFDM 16QAM	Inner_Full	12_6	2592.99	518598	24.20	24.04
3	Middle2	30	10	DFT-s-OFDM 64QAM	Inner_Full	12_6	2592.99	518598	24.20	22.49
4	Middle2	30	10	DFT-s-OFDM 256QAM	Inner_Full	12_6	2592.99	518598	22.20	20.60
5	Middle2	30	10	CP-OFDM QPSK	Inner_Full	12_6	2592.99	518598	24.20	23.65
6	Middle2	30	10	CP-OFDM 16QAM	Inner_Full	12_6	2592.99	518598	24.20	23.11
7	Middle2	30	10	CP-OFDM 64QAM	Inner_Full	12_6	2592.99	518598	23.20	21.65
8	Middle2	30	10	CP-OFDM 256QAM	Inner_Full	12_6	2592.99	518598	20.20	18.65
9	Middle	30	10	DFT-s-OFDM QPSK	Edge_Full_Right	2_22	2592.99	518598	23.20	21.64
10	Middle	30	10	DFT-s-OFDM QPSK	Edge_Full_Left	2_0	2592.99	518598	23.20	21.66
11	Middle	30	10	DFT-s-OFDM QPSK	Edge_1RB_Right	1_23	2592.99	518598	23.20	21.66
12	Middle	30	10	DFT-s-OFDM QPSK	Edge_1RB_Left	1_0	2592.99	518598	23.20	21.69
13	Middle	30	10	DFT-s-OFDM QPSK	Inner_1RB_Right	1_22	2592.99	518598	24.20	24.13
14	Middle	30	10	DFT-s-OFDM QPSK	Inner_1RB_Left	1_1	2592.99	518598	24.20	24.08
15	Middle	30	10	DFT-s-OFDM QPSK	Outer_Full	24_0	2592.99	518598	24.20	24.04
18	Middle2	30	15	DFT-s-OFDM QPSK	Inner_Full	18_9	2592.99	518598	24.20	24.03
18	Middle2	30	20	DFT-s-OFDM QPSK	Inner_Full	25_12	2592.99	518598	24.20	24.07
18	Middle2	30	30	DFT-s-OFDM QPSK	Inner_Full	36_18	2592.99	518598	24.20	24.03
19	Middle2	30	40	DFT-s-OFDM QPSK	Inner_Full	50_25	2618.67	523734	24.20	24.03
20	Middle2	30	50	DFT-s-OFDM QPSK	Inner_Full	64_32	2592.99	518598	24.20	24.05
21	Middle2	30	60	DFT-s-OFDM QPSK	Inner_Full	81_40	2592.99	518598	24.20	24.06
22	Middle2	30	70	DFT-s-OFDM QPSK	Inner_Full	90_45	2654.97	530994	24.20	24.02
23	Middle2	30	80	DFT-s-OFDM QPSK	Inner_Full	108_54	2649.99	529998	24.20	23.96
24	Middle2	30	90	DFT-s-OFDM QPSK	Inner_Full	120_60	2644.98	528996	24.20	23.93

©Copyright. All rights reserved by CTTL.

N41(ANT5 DSI 1/2)

No.	Test Freq Description	5G-n41								Power Results (dBm)
		SCS (kHz)	NR BW (MHz)	Modulation	RB allocation		NR Test Freq. (MHz)	NR Test CH.	Tune up	n41
1	High	30	10	DFT-s-OFDM QPSK	Inner_Full	12_6	2685	537000	21.70	19.71
2	Middle1	30	10	DFT-s-OFDM QPSK	Inner_Full	12_6	2639	527799	21.70	19.74
3	Middle2	30	10	DFT-s-OFDM QPSK	Inner_Full	12_6	2592.99	518598	21.70	19.76
4	Middle3	30	10	DFT-s-OFDM QPSK	Inner_Full	12_6	2455.02	509406	21.70	19.73
5	Low	30	10	DFT-s-OFDM QPSK	Inner_Full	12_6	2501.01	500205	21.70	19.75
6	High	30	100	DFT-s-OFDM QPSK	Inner_Full	135_67	2640	528000	21.70	19.70
7	Middle2	30	100	DFT-s-OFDM QPSK	Inner_Full	135_67	2592.99	518598	21.70	19.72
8	Low	30	100	DFT-s-OFDM QPSK	Inner_Full	135_67	2546.01	509202	21.70	19.74

According to the table above, the maximum power configuration is selected as the default test configuration

No.	Test Freq Description	5G-n41								Power Results (dBm)
		SCS (kHz)	NR BW (MHz)	Modulation	RB allocation		NR Test Freq. (MHz)	NR Test CH.	Tune up	n41
1	Middle2	30	10	DFT-s-OFDM PI/2 BPSK1	Inner_Full	12_6	2592.99	518598	21.70	19.70
2	Middle2	30	10	DFT-s-OFDM 16QAM	Inner_Full	12_6	2592.99	518598	21.70	19.75
3	Middle2	30	10	DFT-s-OFDM 64QAM	Inner_Full	12_6	2592.99	518598	21.70	19.72
4	Middle2	30	10	DFT-s-OFDM 256QAM	Inner_Full	12_6	2592.99	518598	21.20	19.71
5	Middle2	30	10	CP-OFDM QPSK	Inner_Full	12_6	2592.99	518598	21.70	19.72
6	Middle2	30	10	CP-OFDM 16QAM	Inner_Full	12_6	2592.99	518598	21.70	19.71
7	Middle2	30	10	CP-OFDM 64QAM	Inner_Full	12_6	2592.99	518598	21.70	19.71
8	Middle2	30	10	CP-OFDM 256QAM	Inner_Full	12_6	2592.99	518598	19.20	17.79
9	Middle	30	10	DFT-s-OFDM QPSK	Edge_Full_Right	2_22	2592.99	518598	21.70	19.70
10	Middle	30	10	DFT-s-OFDM QPSK	Edge_Full_Left	2_0	2592.99	518598	21.70	19.71
11	Middle	30	10	DFT-s-OFDM QPSK	Edge_1RB_Right	1_23	2592.99	518598	21.70	19.70
12	Middle	30	10	DFT-s-OFDM QPSK	Edge_1RB_Left	1_0	2592.99	518598	21.70	19.71
13	Middle	30	10	DFT-s-OFDM QPSK	Inner_1RB_Right	1_22	2592.99	518598	21.70	19.70
14	Middle	30	10	DFT-s-OFDM QPSK	Inner_1RB_Left	1_1	2592.99	518598	21.70	19.72
15	Middle	30	10	DFT-s-OFDM QPSK	Outer_Full	24_0	2592.99	518598	21.70	19.72
18	Middle2	30	15	DFT-s-OFDM QPSK	Inner_Full	18_9	2592.99	518598	21.70	19.75
18	Middle2	30	20	DFT-s-OFDM QPSK	Inner_Full	25_12	2592.99	518598	21.70	19.73
18	Middle2	30	30	DFT-s-OFDM QPSK	Inner_Full	36_18	2592.99	518598	21.70	19.72
19	Middle2	30	40	DFT-s-OFDM QPSK	Inner_Full	50_25	2618.67	523734	21.70	19.71
20	Middle2	30	50	DFT-s-OFDM QPSK	Inner_Full	64_32	2592.99	518598	21.70	19.72
21	Middle2	30	60	DFT-s-OFDM QPSK	Inner_Full	81_40	2592.99	518598	21.70	19.73
22	Middle2	30	70	DFT-s-OFDM QPSK	Inner_Full	90_45	2654.97	530994	21.70	19.74
23	Middle2	30	80	DFT-s-OFDM QPSK	Inner_Full	108_54	2649.99	529998	21.70	19.70
24	Middle2	30	90	DFT-s-OFDM QPSK	Inner_Full	120_60	2644.98	528996	21.70	19.71

©Copyright. All rights reserved by CTTL.

N41(ANT5 DSI 5)

No.	Test Freq Description	5G-n41								Power Results (dBm)
		SCS (kHz)	NR BW (MHz)	Modulation	RB allocation		NR Test Freq. (MHz)	NR Test CH.	Tune up	n41
1	High	30	10	DFT-s-OFDM QPSK	Inner_Full	12_6	2685	537000	22.20	20.26
2	Middle1	30	10	DFT-s-OFDM QPSK	Inner_Full	12_6	2639	527799	22.20	20.29
3	Middle2	30	10	DFT-s-OFDM QPSK	Inner_Full	12_6	2592.99	518598	22.20	20.41
4	Middle3	30	10	DFT-s-OFDM QPSK	Inner_Full	12_6	2455.02	509406	22.20	20.36
5	Low	30	10	DFT-s-OFDM QPSK	Inner_Full	12_6	2501.01	500205	22.20	20.27
6	High	30	100	DFT-s-OFDM QPSK	Inner_Full	135_67	2640	528000	22.20	20.25
7	Middle2	30	100	DFT-s-OFDM QPSK	Inner_Full	135_67	2592.99	518598	22.20	20.27
8	Low	30	100	DFT-s-OFDM QPSK	Inner_Full	135_67	2546.01	509202	22.20	20.29

According to the table above, the maximum power configuration is selected as the default test configuration

No.	Test Freq Description	5G-n41								Power Results (dBm)
		SCS (kHz)	NR BW (MHz)	Modulation	RB allocation		NR Test Freq. (MHz)	NR Test CH.	Tune up	n41
1	Middle2	30	10	DFT-s-OFDM PI/2 BPSK1	Inner_Full	12_6	2592.99	518598	22.20	20.29
2	Middle2	30	10	DFT-s-OFDM 16QAM	Inner_Full	12_6	2592.99	518598	22.20	20.29
3	Middle2	30	10	DFT-s-OFDM 64QAM	Inner_Full	12_6	2592.99	518598	22.20	20.20
4	Middle2	30	10	DFT-s-OFDM 256QAM	Inner_Full	12_6	2592.99	518598	21.20	19.70
5	Middle2	30	10	CP-OFDM QPSK	Inner_Full	12_6	2592.99	518598	22.20	20.21
6	Middle2	30	10	CP-OFDM 16QAM	Inner_Full	12_6	2592.99	518598	22.20	20.21
7	Middle2	30	10	CP-OFDM 64QAM	Inner_Full	12_6	2592.99	518598	22.20	20.20
8	Middle2	30	10	CP-OFDM 256QAM	Inner_Full	12_6	2592.99	518598	19.20	17.75
9	Middle	30	10	DFT-s-OFDM QPSK	Edge_Full_Right	2_22	2592.99	518598	22.20	20.20
10	Middle	30	10	DFT-s-OFDM QPSK	Edge_Full_Left	2_0	2592.99	518598	22.20	20.21
11	Middle	30	10	DFT-s-OFDM QPSK	Edge_1RB_Right	1_23	2592.99	518598	22.20	20.20
12	Middle	30	10	DFT-s-OFDM QPSK	Edge_1RB_Left	1_0	2592.99	518598	22.20	20.21
13	Middle	30	10	DFT-s-OFDM QPSK	Inner_1RB_Right	1_22	2592.99	518598	22.20	20.30
14	Middle	30	10	DFT-s-OFDM QPSK	Inner_1RB_Left	1_1	2592.99	518598	22.20	20.26
15	Middle	30	10	DFT-s-OFDM QPSK	Outer_Full	24_0	2592.99	518598	22.20	20.22
18	Middle2	30	15	DFT-s-OFDM QPSK	Inner_Full	18_9	2592.99	518598	22.20	20.35
18	Middle2	30	20	DFT-s-OFDM QPSK	Inner_Full	25_12	2592.99	518598	22.20	20.38
18	Middle2	30	30	DFT-s-OFDM QPSK	Inner_Full	36_18	2592.99	518598	22.20	20.36
19	Middle2	30	40	DFT-s-OFDM QPSK	Inner_Full	50_25	2618.67	523734	22.20	20.36
20	Middle2	30	50	DFT-s-OFDM QPSK	Inner_Full	64_32	2592.99	518598	22.20	20.37
21	Middle2	30	60	DFT-s-OFDM QPSK	Inner_Full	81_40	2592.99	518598	22.20	20.38
22	Middle2	30	70	DFT-s-OFDM QPSK	Inner_Full	90_45	2654.97	530994	22.20	20.34
23	Middle2	30	80	DFT-s-OFDM QPSK	Inner_Full	108_54	2649.99	529998	22.20	20.30
24	Middle2	30	90	DFT-s-OFDM QPSK	Inner_Full	120_60	2644.98	528996	22.20	20.26

©Copyright. All rights reserved by CTTL.

N41(ANT5 DSI 11/12)

No.	Test Freq Description	5G-n41								Power Results (dBm)
		SCS (kHz)	NR BW (MHz)	Modulation	RB allocation		NR Test Freq. (MHz)	NR Test CH.	Tune up	n41
1	High	30	10	DFT-s-OFDM QPSK	Inner_Full	12_6	2685	537000	12.70	10.86
2	Middle1	30	10	DFT-s-OFDM QPSK	Inner_Full	12_6	2639	527799	12.70	10.87
3	Middle2	30	10	DFT-s-OFDM QPSK	Inner_Full	12_6	2592.99	518598	12.70	10.92
4	Middle3	30	10	DFT-s-OFDM QPSK	Inner_Full	12_6	2455.02	509406	12.70	10.87
5	Low	30	10	DFT-s-OFDM QPSK	Inner_Full	12_6	2501.01	500205	12.70	10.89
6	High	30	100	DFT-s-OFDM QPSK	Inner_Full	135_67	2640	528000	12.70	10.86
7	Middle2	30	100	DFT-s-OFDM QPSK	Inner_Full	135_67	2592.99	518598	12.70	10.87
8	Low	30	100	DFT-s-OFDM QPSK	Inner_Full	135_67	2546.01	509202	12.70	10.87

According to the table above, the maximum power configuration is selected as the default test configuration

No.	Test Freq Description	5G-n41								Power Results (dBm)
		SCS (kHz)	NR BW (MHz)	Modulation	RB allocation		NR Test Freq. (MHz)	NR Test CH.	Tune up	n41
1	Middle2	30	10	DFT-s-OFDM PI/2 BPSK1	Inner_Full	12_6	2592.99	518598	12.70	10.84
2	Middle2	30	10	DFT-s-OFDM 16QAM	Inner_Full	12_6	2592.99	518598	12.70	10.87
3	Middle2	30	10	DFT-s-OFDM 64QAM	Inner_Full	12_6	2592.99	518598	12.70	10.84
4	Middle2	30	10	DFT-s-OFDM 256QAM	Inner_Full	12_6	2592.99	518598	12.70	10.89
5	Middle2	30	10	CP-OFDM QPSK	Inner_Full	12_6	2592.99	518598	12.70	10.84
6	Middle2	30	10	CP-OFDM 16QAM	Inner_Full	12_6	2592.99	518598	12.70	10.87
7	Middle2	30	10	CP-OFDM 64QAM	Inner_Full	12_6	2592.99	518598	12.70	10.80
8	Middle2	30	10	CP-OFDM 256QAM	Inner_Full	12_6	2592.99	518598	12.70	10.84
9	Middle	30	10	DFT-s-OFDM QPSK	Edge_Full_Right	2_22	2592.99	518598	12.70	10.81
10	Middle	30	10	DFT-s-OFDM QPSK	Edge_Full_Left	2_0	2592.99	518598	12.70	10.80
11	Middle	30	10	DFT-s-OFDM QPSK	Edge_1RB_Right	1_23	2592.99	518598	12.70	10.76
12	Middle	30	10	DFT-s-OFDM QPSK	Edge_1RB_Left	1_0	2592.99	518598	12.70	10.77
13	Middle	30	10	DFT-s-OFDM QPSK	Inner_1RB_Right	1_22	2592.99	518598	12.70	10.87
14	Middle	30	10	DFT-s-OFDM QPSK	Inner_1RB_Left	1_1	2592.99	518598	12.70	10.88
15	Middle	30	10	DFT-s-OFDM QPSK	Outer_Full	24_0	2592.99	518598	12.70	10.87
18	Middle2	30	15	DFT-s-OFDM QPSK	Inner_Full	18_9	2592.99	518598	12.70	10.89
18	Middle2	30	20	DFT-s-OFDM QPSK	Inner_Full	25_12	2592.99	518598	12.70	10.88
18	Middle2	30	30	DFT-s-OFDM QPSK	Inner_Full	36_18	2592.99	518598	12.70	10.87
19	Middle2	30	40	DFT-s-OFDM QPSK	Inner_Full	50_25	2618.67	523734	12.70	10.87
20	Middle2	30	50	DFT-s-OFDM QPSK	Inner_Full	64_32	2592.99	518598	12.70	10.87
21	Middle2	30	60	DFT-s-OFDM QPSK	Inner_Full	81_40	2592.99	518598	12.70	10.87
22	Middle2	30	70	DFT-s-OFDM QPSK	Inner_Full	90_45	2654.97	530994	12.70	10.86
23	Middle2	30	80	DFT-s-OFDM QPSK	Inner_Full	108_54	2649.99	529998	12.70	10.84
24	Middle2	30	90	DFT-s-OFDM QPSK	Inner_Full	120_60	2644.98	528996	12.70	10.82

©Copyright. All rights reserved by CTTL.

N41(ANT5 DSI 13)

No.	Test Freq Description	5G-n41								Power Results (dBm)
		SCS (kHz)	NR BW (MHz)	Modulation	RB allocation		NR Test Freq. (MHz)	NR Test CH.	Tune up	n41
1	High	30	10	DFT-s-OFDM QPSK	Inner_Full	12_6	2685	537000	25.70	24.50
2	Middle1	30	10	DFT-s-OFDM QPSK	Inner_Full	12_6	2639	527799	25.70	24.53
3	Middle2	30	10	DFT-s-OFDM QPSK	Inner_Full	12_6	2592.99	518598	25.70	24.56
4	Middle3	30	10	DFT-s-OFDM QPSK	Inner_Full	12_6	2455.02	509406	25.70	24.52
5	Low	30	10	DFT-s-OFDM QPSK	Inner_Full	12_6	2501.01	500205	25.70	23.89
6	High	30	100	DFT-s-OFDM QPSK	Inner_Full	135_67	2640	528000	25.70	24.49
7	Middle2	30	100	DFT-s-OFDM QPSK	Inner_Full	135_67	2592.99	518598	25.70	24.51
8	Low	30	100	DFT-s-OFDM QPSK	Inner_Full	135_67	2546.01	509202	25.70	24.54

According to the table above, the maximum power configuration is selected as the default test configuration

No.	Test Freq Description	5G-n41								Power Results (dBm)
		SCS (kHz)	NR BW (MHz)	Modulation	RB allocation		NR Test Freq. (MHz)	NR Test CH.	Tune up	n41
1	Middle2	30	10	DFT-s-OFDM PI/2 BPSK1	Inner_Full	12_6	2592.99	518598	25.70	24.45
2	Middle2	30	10	DFT-s-OFDM 16QAM	Inner_Full	12_6	2592.99	518598	24.70	23.49
3	Middle2	30	10	DFT-s-OFDM 64QAM	Inner_Full	12_6	2592.99	518598	23.20	21.96
4	Middle2	30	10	DFT-s-OFDM 256QAM	Inner_Full	12_6	2592.99	518598	21.20	19.99
5	Middle2	30	10	CP-OFDM QPSK	Inner_Full	12_6	2592.99	518598	24.20	22.98
6	Middle2	30	10	CP-OFDM 16QAM	Inner_Full	12_6	2592.99	518598	23.70	22.45
7	Middle2	30	10	CP-OFDM 64QAM	Inner_Full	12_6	2592.99	518598	22.20	20.95
8	Middle2	30	10	CP-OFDM 256QAM	Inner_Full	12_6	2592.99	518598	19.20	17.93
9	Middle	30	10	DFT-s-OFDM QPSK	Edge_Full_Right	2_22	2592.99	518598	22.20	20.87
10	Middle	30	10	DFT-s-OFDM QPSK	Edge_Full_Left	2_0	2592.99	518598	22.20	20.96
11	Middle	30	10	DFT-s-OFDM QPSK	Edge_1RB_Right	1_23	2592.99	518598	22.20	20.85
12	Middle	30	10	DFT-s-OFDM QPSK	Edge_1RB_Left	1_0	2592.99	518598	22.20	20.95
13	Middle	30	10	DFT-s-OFDM QPSK	Inner_1RB_Right	1_22	2592.99	518598	25.70	24.45
14	Middle	30	10	DFT-s-OFDM QPSK	Inner_1RB_Left	1_1	2592.99	518598	25.70	24.40
15	Middle	30	10	DFT-s-OFDM QPSK	Outer_Full	24_0	2592.99	518598	24.70	23.50
18	Middle2	30	15	DFT-s-OFDM QPSK	Inner_Full	18_9	2592.99	518598	25.70	24.51
18	Middle2	30	20	DFT-s-OFDM QPSK	Inner_Full	25_12	2592.99	518598	25.70	24.55
18	Middle2	30	30	DFT-s-OFDM QPSK	Inner_Full	36_18	2592.99	518598	25.70	24.52
19	Middle2	30	40	DFT-s-OFDM QPSK	Inner_Full	50_25	2618.67	523734	25.70	24.52
20	Middle2	30	50	DFT-s-OFDM QPSK	Inner_Full	64_32	2592.99	518598	25.70	24.53
21	Middle2	30	60	DFT-s-OFDM QPSK	Inner_Full	81_40	2592.99	518598	25.70	24.54
22	Middle2	30	70	DFT-s-OFDM QPSK	Inner_Full	90_45	2654.97	530994	25.70	24.50
23	Middle2	30	80	DFT-s-OFDM QPSK	Inner_Full	108_54	2649.99	529998	25.70	24.45
24	Middle2	30	90	DFT-s-OFDM QPSK	Inner_Full	120_60	2644.98	528996	25.70	24.40

N66(ANT2 DSI 1)

No.	Test Freq Description	5G-n66								Power Results (dBm)
		SCS (kHz)	NR BW (MHz)	Modulation	RB allocation		NR Test Freq. (MHz)	NR Test CH.	Tune up	n28
1	High	15	5	DFT-s-OFDM QPSK	Inner_Full	12_6	1777.5	355500	22.70	21.90
2	Middle	15	5	DFT-s-OFDM QPSK	Inner_Full	12_6	1745	349000	22.70	21.96
3	Low	15	5	DFT-s-OFDM QPSK	Inner_Full	12_6	1712.5	342500	22.70	22.06
4	High	15	40	DFT-s-OFDM QPSK	Inner_Full	108_54	1760	352000	22.70	22.12
5	Middle	15	40	DFT-s-OFDM QPSK	Inner_Full	108_54	1745	349000	22.70	22.20
6	Low	15	40	DFT-s-OFDM QPSK	Inner_Full	108_54	1730	346000	22.70	22.11

According to the table above, the maximum power configuration is selected as the default test configuration

No.	Test Freq Description	5G-n66								Power Results (dBm)
		SCS (kHz)	NR BW (MHz)	Modulation	RB allocation		NR Test Freq. (MHz)	NR Test CH.	Tune up	n28
1	Middle	15	40	DFT-s-OFDM PI/2 BPSK1	Inner_Full	108_54	1745	349000	22.70	22.16
2	Middle	15	40	DFT-s-OFDM 16QAM	Inner_Full	108_54	1745	349000	22.70	22.17
3	Middle	15	40	DFT-s-OFDM 64QAM	Inner_Full	108_54	1745	349000	22.70	22.12
4	Middle	15	40	DFT-s-OFDM 256QAM	Inner_Full	108_54	1745	349000	21.70	20.61
5	Middle	15	40	CP-OFDM QPSK	Inner_Full	108_54	1745	349000	22.70	22.18
6	Middle	15	40	CP-OFDM 16QAM	Inner_Full	108_54	1745	349000	22.70	22.15
7	Middle	15	40	CP-OFDM 64QAM	Inner_Full	108_54	1745	349000	22.70	21.52
8	Middle	15	40	CP-OFDM 256QAM	Inner_Full	108_54	1745	349000	19.70	18.73
9	Middle	15	40	DFT-s-OFDM QPSK	Edge_Full_Right	2_214	1745	349000	22.70	22.07
10	Middle	15	40	DFT-s-OFDM QPSK	Edge_Full_Left	2_0	1745	349000	22.70	22.09
11	Middle	15	40	DFT-s-OFDM QPSK	Edge_1RB_Right	1_214	1745	349000	22.70	22.03
12	Middle	15	40	DFT-s-OFDM QPSK	Edge_1RB_Left	1_1	1745	349000	22.70	22.00
13	Middle	15	40	DFT-s-OFDM QPSK	Inner_1RB_Right	1_215	1745	349000	22.70	22.19
14	Middle	15	40	DFT-s-OFDM QPSK	Inner_1RB_Left	1_0	1745	349000	22.70	22.18
15	Middle	15	40	DFT-s-OFDM QPSK	Outer_Full	216_0	1745	349000	22.70	22.10
16	Middle	15	10	DFT-s-OFDM QPSK	Inner_Full	25_12	1745	349000	22.70	22.17
17	Middle	15	15	DFT-s-OFDM QPSK	Inner_Full	36_18	1745	349000	22.70	22.15
18	Middle	15	20	DFT-s-OFDM QPSK	Inner_Full	50_25	1745	349000	22.70	22.16
19	Middle	15	25	DFT-s-OFDM QPSK	Inner_Full	64_32	1745	349000	22.70	22.16
20	Middle	15	30	DFT-s-OFDM QPSK	Inner_Full	80_40	1745	349000	22.70	22.14

©Copyright. All rights reserved by CTTL.

N66(ANT2 DSI 2)

No.	Test Freq Description	5G-n66								Power Results (dBm)
		SCS (kHz)	NR BW (MHz)	Modulation	RB allocation		NR Test Freq. (MHz)	NR Test CH.	Tune up	n28
1	High	15	5	DFT-s-OFDM QPSK	Inner_Full	12_6	1777.5	355500	22.20	21.41
2	Middle	15	5	DFT-s-OFDM QPSK	Inner_Full	12_6	1745	349000	22.20	21.47
3	Low	15	5	DFT-s-OFDM QPSK	Inner_Full	12_6	1712.5	342500	22.20	21.56
4	High	15	40	DFT-s-OFDM QPSK	Inner_Full	108_54	1760	352000	22.20	21.62
5	Middle	15	40	DFT-s-OFDM QPSK	Inner_Full	108_54	1745	349000	22.20	21.69
6	Low	15	40	DFT-s-OFDM QPSK	Inner_Full	108_54	1730	346000	22.20	21.61

According to the table above, the maximum power configuration is selected as the default test configuration

No.	Test Freq Description	5G-n66								Power Results (dBm)
		SCS (kHz)	NR BW (MHz)	Modulation	RB allocation		NR Test Freq. (MHz)	NR Test CH.	Tune up	n28
1	Middle	15	40	DFT-s-OFDM PI/2 BPSK1	Inner_Full	108_54	1745	349000	22.20	21.66
2	Middle	15	40	DFT-s-OFDM 16QAM	Inner_Full	108_54	1745	349000	22.20	21.67
3	Middle	15	40	DFT-s-OFDM 64QAM	Inner_Full	108_54	1745	349000	22.20	21.62
4	Middle	15	40	DFT-s-OFDM 256QAM	Inner_Full	108_54	1745	349000	22.20	20.69
5	Middle	15	40	CP-OFDM QPSK	Inner_Full	108_54	1745	349000	22.20	21.68
6	Middle	15	40	CP-OFDM 16QAM	Inner_Full	108_54	1745	349000	22.20	21.65
7	Middle	15	40	CP-OFDM 64QAM	Inner_Full	108_54	1745	349000	22.20	21.65
8	Middle	15	40	CP-OFDM 256QAM	Inner_Full	108_54	1745	349000	19.70	18.70
9	Middle	15	40	DFT-s-OFDM QPSK	Edge_Full_Right	2_214	1745	349000	22.20	21.57
10	Middle	15	40	DFT-s-OFDM QPSK	Edge_Full_Left	2_0	1745	349000	22.20	21.59
11	Middle	15	40	DFT-s-OFDM QPSK	Edge_1RB_Right	1_214	1745	349000	22.20	21.53
12	Middle	15	40	DFT-s-OFDM QPSK	Edge_1RB_Left	1_1	1745	349000	22.20	21.50
13	Middle	15	40	DFT-s-OFDM QPSK	Inner_1RB_Right	1_215	1745	349000	22.20	21.62
14	Middle	15	40	DFT-s-OFDM QPSK	Inner_1RB_Left	1_0	1745	349000	22.20	21.68
15	Middle	15	40	DFT-s-OFDM QPSK	Outer_Full	216_0	1745	349000	22.20	21.60
15	Middle	15	10	DFT-s-OFDM QPSK	Inner_Full	25_12	1745	349000	22.20	21.67
18	Middle	15	15	DFT-s-OFDM QPSK	Inner_Full	36_18	1745	349000	22.20	21.65
18	Middle	15	20	DFT-s-OFDM QPSK	Inner_Full	50_25	1745	349000	22.20	21.66
18	Middle	15	25	DFT-s-OFDM QPSK	Inner_Full	64_32	1745	349000	22.20	21.66
18	Middle	15	30	DFT-s-OFDM QPSK	Inner_Full	80_40	1745	349000	22.20	21.64

N66(ANT2 DSI 5)

No.	Test Freq Description	5G-n66								Power Results (dBm)
		SCS (kHz)	NR BW (MHz)	Modulation	RB allocation		NR Test Freq. (MHz)	NR Test CH.	Tune up	n6
1	High	15	5	DFT-s-OFDM QPSK	Inner_Full	12_6	1777.5	355500	23.20	22.38
2	Middle	15	5	DFT-s-OFDM QPSK	Inner_Full	12_6	1745	349000	23.20	22.45
3	Low	15	5	DFT-s-OFDM QPSK	Inner_Full	12_6	1712.5	342500	23.20	22.55
4	High	15	40	DFT-s-OFDM QPSK	Inner_Full	108_54	1760	352000	23.20	22.61
5	Middle	15	40	DFT-s-OFDM QPSK	Inner_Full	108_54	1745	349000	23.20	22.68
6	Low	15	40	DFT-s-OFDM QPSK	Inner_Full	108_54	1730	346000	23.20	22.60

According to the table above, the maximum power configuration is selected as the default test configuration

No.	Test Freq Description	5G-n66								Power Results (dBm)
		SCS (kHz)	NR BW (MHz)	Modulation	RB allocation		NR Test Freq. (MHz)	NR Test CH.	Tune up	n66
1	Middle	15	40	DFT-s-OFDM PI/2 BPSK1	Inner_Full	108_54	1745	349000	23.20	22.65
2	Middle	15	40	DFT-s-OFDM 16QAM	Inner_Full	108_54	1745	349000	23.20	22.66
3	Middle	15	40	DFT-s-OFDM 64QAM	Inner_Full	108_54	1745	349000	22.70	21.69
4	Middle	15	40	DFT-s-OFDM 256QAM	Inner_Full	108_54	1745	349000	21.70	20.66
5	Middle	15	40	CP-OFDM QPSK	Inner_Full	108_54	1745	349000	23.20	22.67
6	Middle	15	40	CP-OFDM 16QAM	Inner_Full	108_54	1745	349000	23.20	22.64
7	Middle	15	40	CP-OFDM 64QAM	Inner_Full	108_54	1745	349000	23.20	21.69
8	Middle	15	40	CP-OFDM 256QAM	Inner_Full	108_54	1745	349000	19.70	18.70
9	Middle	15	40	DFT-s-OFDM QPSK	Edge_Full_Right	2_214	1745	349000	23.20	22.56
10	Middle	15	40	DFT-s-OFDM QPSK	Edge_Full_Left	2_0	1745	349000	23.20	22.58
11	Middle	15	40	DFT-s-OFDM QPSK	Edge_1RB_Right	1_214	1745	349000	23.20	22.52
12	Middle	15	40	DFT-s-OFDM QPSK	Edge_1RB_Left	1_1	1745	349000	23.20	22.49
13	Middle	15	40	DFT-s-OFDM QPSK	Inner_1RB_Right	1_215	1745	349000	23.20	22.66
14	Middle	15	40	DFT-s-OFDM QPSK	Inner_1RB_Left	1_0	1745	349000	23.20	22.47
15	Middle	15	40	DFT-s-OFDM QPSK	Outer_Full	216_0	1745	349000	23.20	22.59
16	Middle	15	10	DFT-s-OFDM QPSK	Inner_Full	25_12	1745	349000	23.20	22.66
17	Middle	15	15	DFT-s-OFDM QPSK	Inner_Full	36_18	1745	349000	23.20	22.64
18	Middle	15	20	DFT-s-OFDM QPSK	Inner_Full	50_25	1745	349000	23.20	22.65
19	Middle	15	25	DFT-s-OFDM QPSK	Inner_Full	64_32	1745	349000	23.20	22.65
20	Middle	15	30	DFT-s-OFDM QPSK	Inner_Full	80_40	1745	349000	23.20	22.63

©Copyright. All rights reserved by CTTL.

N77-L(ANT2 DSI 13)

No.	Test Freq Description	5G-N77-L								Power Results (dBm)
		SCS (kHz)	NR BW (MHz)	Modulation	RB allocation		NR Test Freq. (MHz)	NR Test CH.	Tune up	N77-L
1	High	30	10	DFT-s-OFDM QPSK	Inner_Full	12_6	3544.98	636332	19.70	19.58
2	Middle	30	10	DFT-s-OFDM QPSK	Inner_Full	12_6	3500.01	633334	19.70	19.65
3	Low	30	10	DFT-s-OFDM QPSK	Inner_Full	12_6	3445.01	630334	19.70	19.60
4	Middle	30	100	DFT-s-OFDM QPSK	Inner_Full	135_67	3500.01	633334	19.70	19.59

According to the table above, the maximum power configuration is selected as the default test configuration

No.	Test Freq Description	5G-N77-L								Power Results (dBm)
		SCS (kHz)	NR BW (MHz)	Modulation	RB allocation		NR Test Freq. (MHz)	NR Test CH.	Tune up	N77-L
1	Middle	30	10	DFT-s-OFDM PI/2 BPSK1	Inner_Full	12_6	3500.01	633334	19.70	19.55
2	Middle	30	10	DFT-s-OFDM 16QAM	Inner_Full	12_6	3500.01	633334	19.70	19.54
3	Middle	30	10	DFT-s-OFDM 64QAM	Inner_Full	12_6	3500.01	633334	19.70	19.54
4	Middle	30	10	DFT-s-OFDM 256QAM	Inner_Full	12_6	3500.01	633334	19.70	19.58
5	Middle	30	10	CP-OFDM QPSK	Inner_Full	12_6	3500.01	633334	19.70	19.59
6	Middle	30	10	CP-OFDM 16QAM	Inner_Full	12_6	3500.01	633334	19.70	19.57
7	Middle	30	10	CP-OFDM 64QAM	Inner_Full	12_6	3500.01	633334	19.70	19.63
8	Middle	30	10	CP-OFDM 256QAM	Inner_Full	12_6	3500.01	633334	19.70	18.60
9	Middle	30	10	DFT-s-OFDM QPSK	Edge_1RB_Right	1_23	3500.01	633334	19.70	19.54
10	Middle	30	10	DFT-s-OFDM QPSK	Edge_1RB_Left	1_0	3500.01	633334	19.70	19.50
11	Middle	30	10	DFT-s-OFDM QPSK	Edge_Full_Right	2_22	3500.01	633334	19.70	19.57
12	Middle	30	10	DFT-s-OFDM QPSK	Edge_Full_Left	2_0	3500.01	633334	19.70	19.56
13	Middle	30	10	DFT-s-OFDM QPSK	Inner_1RB_Right	1_22	3500.01	633334	19.70	19.59
14	Middle	30	10	DFT-s-OFDM QPSK	Inner_1RB_Left	1_1	3500.01	633334	19.70	19.56
15	Middle	30	10	DFT-s-OFDM QPSK	Outer_Full	24_0	3500.01	633334	19.70	19.54
17	Middle	30	15	DFT-s-OFDM QPSK	Inner_Full	18_9	3500.01	633334	19.70	19.50
20	Middle	30	20	DFT-s-OFDM QPSK	Inner_Full	25_12	3500.01	633334	19.70	19.47
23	Middle	30	30	DFT-s-OFDM QPSK	Inner_Full	36_18	3500.01	633334	19.70	19.54
25	High	30	40	DFT-s-OFDM QPSK	Inner_Full	50_25	3470.01	631334	19.70	19.53
27	High	30	50	DFT-s-OFDM QPSK	Inner_Full	64_32	3475.02	631668	19.70	19.50
29	Middle-5	30	60	DFT-s-OFDM QPSK	Inner_Full	81_40	3500.01	633334	19.70	19.46
30	Middle-5	30	70	DFT-s-OFDM QPSK	Inner_Full	90_45	3500.01	633334	19.70	19.49
31	Middle-5	30	80	DFT-s-OFDM QPSK	Inner_Full	108_54	3500.01	633334	19.70	19.53
32	Middle-5	30	90	DFT-s-OFDM QPSK	Inner_Full	120_60	3500.01	633334	19.70	19.47

N66(ANT2 DSI 11/12)

No.	Test Freq Description	5G-n66								Power Results (dBm)
		SCS (kHz)	NR BW (MHz)	Modulation	RB allocation		NR Test Freq. (MHz)	NR Test CH.	Tune up	n66
1	High	15	5	DFT-s-OFDM QPSK	Inner_Full	12_6	1777.5	355500	14.70	14.01
2	Middle	15	5	DFT-s-OFDM QPSK	Inner_Full	12_6	1745	349000	14.70	14.05
3	Low	15	5	DFT-s-OFDM QPSK	Inner_Full	12_6	1712.5	342500	14.70	14.10
4	High	15	40	DFT-s-OFDM QPSK	Inner_Full	108_54	1760	352000	14.70	14.14
5	Middle	15	40	DFT-s-OFDM QPSK	Inner_Full	108_54	1745	349000	14.70	14.19
6	Low	15	40	DFT-s-OFDM QPSK	Inner_Full	108_54	1730	346000	14.70	14.11

According to the table above, the maximum power configuration is selected as the default test configuration

No.	Test Freq Description	5G-n66								Power Results (dBm)
		SCS (kHz)	NR BW (MHz)	Modulation	RB allocation		NR Test Freq. (MHz)	NR Test CH.	Tune up	n28
1	Middle	15	40	DFT-s-OFDM PI/2 BPSK1	Inner_Full	108_54	1745	349000	14.70	14.17
2	Middle	15	40	DFT-s-OFDM 16QAM	Inner_Full	108_54	1745	349000	14.70	14.18
3	Middle	15	40	DFT-s-OFDM 64QAM	Inner_Full	108_54	1745	349000	14.70	14.12
4	Middle	15	40	DFT-s-OFDM 256QAM	Inner_Full	108_54	1745	349000	14.70	14.14
5	Middle	15	40	CP-OFDM QPSK	Inner_Full	108_54	1745	349000	14.70	14.18
6	Middle	15	40	CP-OFDM 16QAM	Inner_Full	108_54	1745	349000	14.70	14.16
7	Middle	15	40	CP-OFDM 64QAM	Inner_Full	108_54	1745	349000	14.70	14.17
8	Middle	15	40	CP-OFDM 256QAM	Inner_Full	108_54	1745	349000	14.70	14.13
9	Middle	15	40	DFT-s-OFDM QPSK	Edge_Full_Right	2_214	1745	349000	14.70	14.11
10	Middle	15	40	DFT-s-OFDM QPSK	Edge_Full_Left	2_0	1745	349000	14.70	14.12
11	Middle	15	40	DFT-s-OFDM QPSK	Edge_1RB_Right	1_214	1745	349000	14.70	14.09
12	Middle	15	40	DFT-s-OFDM QPSK	Edge_1RB_Left	1_1	1745	349000	14.70	14.07
13	Middle	15	40	DFT-s-OFDM QPSK	Inner_1RB_Right	1_215	1745	349000	14.70	14.17
14	Middle	15	40	DFT-s-OFDM QPSK	Inner_1RB_Left	1_0	1745	349000	14.70	14.18
15	Middle	15	40	DFT-s-OFDM QPSK	Outer_Full	216_0	1745	349000	14.70	14.13
16	Middle	15	10	DFT-s-OFDM QPSK	Inner_Full	25_12	1745	349000	14.70	14.18
17	Middle	15	15	DFT-s-OFDM QPSK	Inner_Full	36_18	1745	349000	14.70	14.16
18	Middle	15	20	DFT-s-OFDM QPSK	Inner_Full	50_25	1745	349000	14.70	14.11
19	Middle	15	25	DFT-s-OFDM QPSK	Inner_Full	64_32	1745	349000	14.70	14.17
20	Middle	15	30	DFT-s-OFDM QPSK	Inner_Full	80_40	1745	349000	14.70	14.16

©Copyright. All rights reserved by CTTL.

N66(ANT2 DSI 13)

No.	Test Freq Description	5G-n66								Power Results (dBm)
		SCS (kHz)	NR BW (MHz)	Modulation	RB allocation		NR Test Freq. (MHz)	NR Test CH.	Tune up	n66
1	High	15	5	DFT-s-OFDM QPSK	Inner_Full	12_6	1777.5	355500	20.70	19.84
2	Middle	15	5	DFT-s-OFDM QPSK	Inner_Full	12_6	1745	349000	20.70	19.90
3	Low	15	5	DFT-s-OFDM QPSK	Inner_Full	12_6	1712.5	342500	20.70	19.97
4	High	15	40	DFT-s-OFDM QPSK	Inner_Full	108_54	1760	352000	20.70	20.03
5	Middle	15	40	DFT-s-OFDM QPSK	Inner_Full	108_54	1745	349000	20.70	20.10
6	Low	15	40	DFT-s-OFDM QPSK	Inner_Full	108_54	1730	346000	20.70	19.99

According to the table above, the maximum power configuration is selected as the default test configuration

No.	Test Freq Description	5G-n66								Power Results (dBm)
		SCS (kHz)	NR BW (MHz)	Modulation	RB allocation		NR Test Freq. (MHz)	NR Test CH.	Tune up	n66
1	Middle	15	40	DFT-s-OFDM PI/2 BPSK1	Inner_Full	108_54	1745	349000	20.70	20.07
2	Middle	15	40	DFT-s-OFDM 16QAM	Inner_Full	108_54	1745	349000	20.70	20.09
3	Middle	15	40	DFT-s-OFDM 64QAM	Inner_Full	108_54	1745	349000	20.70	20.00
4	Middle	15	40	DFT-s-OFDM 256QAM	Inner_Full	108_54	1745	349000	20.70	20.03
5	Middle	15	40	CP-OFDM QPSK	Inner_Full	108_54	1745	349000	20.70	19.99
6	Middle	15	40	CP-OFDM 16QAM	Inner_Full	108_54	1745	349000	20.70	20.06
7	Middle	15	40	CP-OFDM 64QAM	Inner_Full	108_54	1745	349000	20.70	20.01
8	Middle	15	40	CP-OFDM 256QAM	Inner_Full	108_54	1745	349000	19.70	18.52
9	Middle	15	40	DFT-s-OFDM QPSK	Edge_Full_Right	2_214	1745	349000	20.70	19.99
10	Middle	15	40	DFT-s-OFDM QPSK	Edge_Full_Left	2_0	1745	349000	20.70	20.00
11	Middle	15	40	DFT-s-OFDM QPSK	Edge_1RB_Right	1_214	1745	349000	20.70	19.96
12	Middle	15	40	DFT-s-OFDM QPSK	Edge_1RB_Left	1_1	1745	349000	20.70	19.93
13	Middle	15	40	DFT-s-OFDM QPSK	Inner_1RB_Right	1_215	1745	349000	20.70	20.09
14	Middle	15	40	DFT-s-OFDM QPSK	Inner_1RB_Left	1_0	1745	349000	20.70	20.09
15	Middle	15	40	DFT-s-OFDM QPSK	Outer_Full	216_0	1745	349000	20.70	20.01
16	Middle	15	10	DFT-s-OFDM QPSK	Inner_Full	25_12	1745	349000	20.70	20.09
17	Middle	15	15	DFT-s-OFDM QPSK	Inner_Full	36_18	1745	349000	20.70	20.06
18	Middle	15	20	DFT-s-OFDM QPSK	Inner_Full	50_25	1745	349000	20.70	19.99
19	Middle	15	25	DFT-s-OFDM QPSK	Inner_Full	64_32	1745	349000	20.70	20.07
20	Middle	15	30	DFT-s-OFDM QPSK	Inner_Full	80_40	1745	349000	20.70	20.06

N66(ANT3 DSI 1/2)

No.	Test Freq Description	5G-n66								Power Results (dBm)
		SCS (kHz)	NR BW (MHz)	Modulation	RB allocation		NR Test Freq. (MHz)	NR Test CH.	Tune up	n28
1	High	15	5	DFT-s-OFDM QPSK	Inner_Full	12_6	1777.5	355500	24.20	23.27
2	Middle	15	5	DFT-s-OFDM QPSK	Inner_Full	12_6	1745	349000	24.20	23.28
3	Low	15	5	DFT-s-OFDM QPSK	Inner_Full	12_6	1712.5	342500	24.20	23.26
4	High	15	40	DFT-s-OFDM QPSK	Inner_Full	108_54	1760	352000	24.20	23.33
5	Middle	15	40	DFT-s-OFDM QPSK	Inner_Full	108_54	1745	349000	24.20	23.41
6	Low	15	40	DFT-s-OFDM QPSK	Inner_Full	108_54	1730	346000	24.20	23.28

According to the table above, the maximum power configuration is selected as the default test configuration

No.	Test Freq Description	5G-n66								Power Results (dBm)
		SCS (kHz)	NR BW (MHz)	Modulation	RB allocation		NR Test Freq. (MHz)	NR Test CH.	Tune up	n28
1	Middle	15	5	DFT-s-OFDM PI/2 BPSK1	Inner_Full	108_54	1745	349000	24.20	22.80
2	Middle	15	5	DFT-s-OFDM 16QAM	Inner_Full	108_54	1745	349000	24.20	23.39
3	Middle	15	5	DFT-s-OFDM 64QAM	Inner_Full	108_54	1745	349000	22.70	21.91
4	Middle	15	5	DFT-s-OFDM 256QAM	Inner_Full	108_54	1745	349000	20.70	19.83
5	Middle	15	5	CP-OFDM QPSK	Inner_Full	108_54	1745	349000	23.70	22.89
6	Middle	15	5	CP-OFDM 16QAM	Inner_Full	108_54	1745	349000	23.20	22.41
7	Middle	15	5	CP-OFDM 64QAM	Inner_Full	108_54	1745	349000	21.70	20.90
8	Middle	15	5	CP-OFDM 256QAM	Inner_Full	108_54	1745	349000	18.70	17.90
9	Middle	15	5	DFT-s-OFDM QPSK	Edge_Full_Right	2_214	1745	349000	24.20	23.21
10	Middle	15	5	DFT-s-OFDM QPSK	Edge_Full_Left	2_0	1745	349000	24.20	23.32
11	Middle	15	5	DFT-s-OFDM QPSK	Edge_1RB_Right	1_214	1745	349000	24.20	23.35
12	Middle	15	5	DFT-s-OFDM QPSK	Edge_1RB_Left	1_1	1745	349000	24.20	23.37
13	Middle	15	5	DFT-s-OFDM QPSK	Inner_1RB_Right	1_215	1745	349000	24.20	23.39
14	Middle	15	5	DFT-s-OFDM QPSK	Inner_1RB_Left	1_0	1745	349000	24.20	23.31
15	Middle	15	5	DFT-s-OFDM QPSK	Outer_Full	216_0	1745	349000	24.20	23.40
16	Middle	15	10	DFT-s-OFDM QPSK	Inner_Full	25_12	1745	349000	24.20	23.34
17	Middle	15	15	DFT-s-OFDM QPSK	Inner_Full	36_18	1745	349000	24.20	23.36
18	Middle	15	20	DFT-s-OFDM QPSK	Inner_Full	50_25	1745	349000	24.20	23.38
19	Middle	15	25	DFT-s-OFDM QPSK	Inner_Full	64_32	1745	349000	24.20	23.38
20	Middle	15	30	DFT-s-OFDM QPSK	Inner_Full	80_40	1745	349000	24.20	23.36

©Copyright. All rights reserved by CTTL.

N66(ANT3 DSI 5/13)

No.	Test Freq Description	5G-n66								Power Results (dBm)
		SCS (kHz)	NR BW (MHz)	Modulation	RB allocation		NR Test Freq. (MHz)	NR Test CH.	Tune up	n28
1	High	15	5	DFT-s-OFDM QPSK	Inner_Full	12_6	1777.5	355500	25.20	24.14
2	Middle	15	5	DFT-s-OFDM QPSK	Inner_Full	12_6	1745	349000	25.20	24.15
3	Low	15	5	DFT-s-OFDM QPSK	Inner_Full	12_6	1712.5	342500	25.20	24.13
4	High	15	40	DFT-s-OFDM QPSK	Inner_Full	108_54	1760	352000	25.20	24.21
5	Middle	15	40	DFT-s-OFDM QPSK	Inner_Full	108_54	1745	349000	25.20	24.29
6	Low	15	40	DFT-s-OFDM QPSK	Inner_Full	108_54	1730	346000	25.20	24.16

According to the table above, the maximum power configuration is selected as the default test configuration

No.	Test Freq Description	5G-n66								Power Results (dBm)
		SCS (kHz)	NR BW (MHz)	Modulation	RB allocation		NR Test Freq. (MHz)	NR Test CH.	Tune up	n28
1	Middle	15	40	DFT-s-OFDM PI/2 BPSK1	Inner_Full	108_54	1745	349000	25.20	23.27
2	Middle	15	40	DFT-s-OFDM 16QAM	Inner_Full	108_54	1745	349000	24.20	23.41
3	Middle	15	40	DFT-s-OFDM 64QAM	Inner_Full	108_54	1745	349000	22.70	21.89
4	Middle	15	40	DFT-s-OFDM 256QAM	Inner_Full	108_54	1745	349000	20.70	19.84
5	Middle	15	40	CP-OFDM QPSK	Inner_Full	108_54	1745	349000	23.70	22.85
6	Middle	15	40	CP-OFDM 16QAM	Inner_Full	108_54	1745	349000	23.20	22.42
7	Middle	15	40	CP-OFDM 64QAM	Inner_Full	108_54	1745	349000	21.70	20.88
8	Middle	15	40	CP-OFDM 256QAM	Inner_Full	108_54	1745	349000	18.70	17.86
9	Middle	15	40	DFT-s-OFDM QPSK	Edge_Full_Right	2_214	1745	349000	24.20	23.25
10	Middle	15	40	DFT-s-OFDM QPSK	Edge_Full_Left	2_0	1745	349000	24.20	23.32
11	Middle	15	40	DFT-s-OFDM QPSK	Edge_1RB_Right	1_214	1745	349000	24.20	23.22
12	Middle	15	40	DFT-s-OFDM QPSK	Edge_1RB_Left	1_1	1745	349000	24.20	23.22
13	Middle	15	40	DFT-s-OFDM QPSK	Inner_1RB_Right	1_215	1745	349000	25.20	23.44
14	Middle	15	40	DFT-s-OFDM QPSK	Inner_1RB_Left	1_0	1745	349000	25.20	23.27
15	Middle	15	40	DFT-s-OFDM QPSK	Outer_Full	216_0	1745	349000	24.20	23.45
16	Middle	15	10	DFT-s-OFDM QPSK	Inner_Full	25_12	1745	349000	25.20	24.28
17	Middle	15	15	DFT-s-OFDM QPSK	Inner_Full	36_18	1745	349000	25.20	24.24
18	Middle	15	20	DFT-s-OFDM QPSK	Inner_Full	50_25	1745	349000	25.20	24.16
19	Middle	15	25	DFT-s-OFDM QPSK	Inner_Full	64_32	1745	349000	25.20	24.25
20	Middle	15	30	DFT-s-OFDM QPSK	Inner_Full	80_40	1745	349000	25.20	24.24

N66(ANT3 DSI 11/12)

No.	Test Freq Description	5G-n66								Power Results (dBm)
		SCS (kHz)	NR BW (MHz)	Modulation	RB allocation		NR Test Freq. (MHz)	NR Test CH.	Tune up	n28
1	High	15	5	DFT-s-OFDM QPSK	Inner_Full	12_6	1777.5	355500	15.20	14.13
2	Middle	15	5	DFT-s-OFDM QPSK	Inner_Full	12_6	1745	349000	15.20	14.14
3	Low	15	5	DFT-s-OFDM QPSK	Inner_Full	12_6	1712.5	342500	15.20	14.13
4	High	15	40	DFT-s-OFDM QPSK	Inner_Full	108_54	1760	352000	15.20	14.17
5	Middle	15	40	DFT-s-OFDM QPSK	Inner_Full	108_54	1745	349000	15.20	14.23
6	Low	15	40	DFT-s-OFDM QPSK	Inner_Full	108_54	1730	346000	15.20	14.14

According to the table above, the maximum power configuration is selected as the default test configuration

No.	Test Freq Description	5G-n66								Power Results (dBm)
		SCS (kHz)	NR BW (MHz)	Modulation	RB allocation		NR Test Freq. (MHz)	NR Test CH.	Tune up	n28
1	Middle	15	40	DFT-s-OFDM PI/2 BPSK1	Inner_Full	108_54	1745	349000	15.20	14.19
2	Middle	15	40	DFT-s-OFDM 16QAM	Inner_Full	108_54	1745	349000	15.20	14.17
3	Middle	15	40	DFT-s-OFDM 64QAM	Inner_Full	108_54	1745	349000	15.20	14.12
4	Middle	15	40	DFT-s-OFDM 256QAM	Inner_Full	108_54	1745	349000	15.20	14.11
5	Middle	15	40	CP-OFDM QPSK	Inner_Full	108_54	1745	349000	15.20	14.18
6	Middle	15	40	CP-OFDM 16QAM	Inner_Full	108_54	1745	349000	15.20	14.13
7	Middle	15	40	CP-OFDM 64QAM	Inner_Full	108_54	1745	349000	15.20	14.22
8	Middle	15	40	CP-OFDM 256QAM	Inner_Full	108_54	1745	349000	15.20	14.16
9	Middle	15	40	DFT-s-OFDM QPSK	Edge_Full_Right	2_214	1745	349000	15.20	14.11
10	Middle	15	40	DFT-s-OFDM QPSK	Edge_Full_Left	2_0	1745	349000	15.20	14.15
11	Middle	15	40	DFT-s-OFDM QPSK	Edge_1RB_Right	1_214	1745	349000	15.20	14.18
12	Middle	15	40	DFT-s-OFDM QPSK	Edge_1RB_Left	1_1	1745	349000	15.20	14.19
13	Middle	15	40	DFT-s-OFDM QPSK	Inner_1RB_Right	1_215	1745	349000	15.20	14.12
14	Middle	15	40	DFT-s-OFDM QPSK	Inner_1RB_Left	1_0	1745	349000	15.20	14.12
15	Middle	15	40	DFT-s-OFDM QPSK	Outer_Full	216_0	1745	349000	15.20	14.13
16	Middle	15	10	DFT-s-OFDM QPSK	Inner_Full	25_12	1745	349000	15.20	14.21
17	Middle	15	15	DFT-s-OFDM QPSK	Inner_Full	36_18	1745	349000	15.20	14.19
18	Middle	15	20	DFT-s-OFDM QPSK	Inner_Full	50_25	1745	349000	15.20	14.14
19	Middle	15	25	DFT-s-OFDM QPSK	Inner_Full	64_32	1745	349000	15.20	14.20
20	Middle	15	30	DFT-s-OFDM QPSK	Inner_Full	80_40	1745	349000	15.20	14.19

©Copyright. All rights reserved by CTTL.

N66(ANT4 DSI 1)

No.	Test Freq Description	5G-n66								Power Results (dBm)
		SCS (kHz)	NR BW (MHz)	Modulation	RB allocation		NR Test Freq. (MHz)	NR Test CH.	Tune up	n28
1	High	15	5	DFT-s-OFDM QPSK	Inner_Full	12_6	1777.5	355500	21.70	20.29
2	Middle	15	5	DFT-s-OFDM QPSK	Inner_Full	12_6	1745	349000	21.70	20.31
3	Low	15	5	DFT-s-OFDM QPSK	Inner_Full	12_6	1712.5	342500	21.70	20.29
4	High	15	40	DFT-s-OFDM QPSK	Inner_Full	108_54	1760	352000	21.70	20.35
5	Middle	15	40	DFT-s-OFDM QPSK	Inner_Full	108_54	1745	349000	21.70	20.42
6	Low	15	40	DFT-s-OFDM QPSK	Inner_Full	108_54	1730	346000	21.70	20.31

According to the table above, the maximum power configuration is selected as the default test configuration

No.	Test Freq Description	5G-n66								Power Results (dBm)
		SCS (kHz)	NR BW (MHz)	Modulation	RB allocation		NR Test Freq. (MHz)	NR Test CH.	Tune up	n28
1	Middle	15	40	DFT-s-OFDM PI/2 BPSK1	Inner_Full	108_54	1745	349000	21.70	20.39
2	Middle	15	40	DFT-s-OFDM 16QAM	Inner_Full	108_54	1745	349000	21.70	20.38
3	Middle	15	40	DFT-s-OFDM 64QAM	Inner_Full	108_54	1745	349000	21.70	20.40
4	Middle	15	40	DFT-s-OFDM 256QAM	Inner_Full	108_54	1745	349000	21.20	20.37
5	Middle	15	40	CP-OFDM QPSK	Inner_Full	108_54	1745	349000	21.70	20.37
6	Middle	15	40	CP-OFDM 16QAM	Inner_Full	108_54	1745	349000	21.70	20.35
7	Middle	15	40	CP-OFDM 64QAM	Inner_Full	108_54	1745	349000	21.70	20.42
8	Middle	15	40	CP-OFDM 256QAM	Inner_Full	108_54	1745	349000	19.20	17.89
9	Middle	15	40	DFT-s-OFDM QPSK	Edge_Full_Right	2_214	1745	349000	21.70	20.39
10	Middle	15	40	DFT-s-OFDM QPSK	Edge_Full_Left	2_0	1745	349000	21.70	20.33
11	Middle	15	40	DFT-s-OFDM QPSK	Edge_1RB_Right	1_214	1745	349000	21.70	20.34
12	Middle	15	40	DFT-s-OFDM QPSK	Edge_1RB_Left	1_1	1745	349000	21.70	20.37
13	Middle	15	40	DFT-s-OFDM QPSK	Inner_1RB_Right	1_215	1745	349000	21.70	20.38
14	Middle	15	40	DFT-s-OFDM QPSK	Inner_1RB_Left	1_0	1745	349000	21.70	20.33
15	Middle	15	40	DFT-s-OFDM QPSK	Outer_Full	216_0	1745	349000	21.70	20.28
16	Middle	15	10	DFT-s-OFDM QPSK	Inner_Full	25_12	1745	349000	21.70	20.41
17	Middle	15	15	DFT-s-OFDM QPSK	Inner_Full	36_18	1745	349000	21.70	20.37
18	Middle	15	20	DFT-s-OFDM QPSK	Inner_Full	50_25	1745	349000	21.70	20.35
19	Middle	15	25	DFT-s-OFDM QPSK	Inner_Full	64_32	1745	349000	21.70	20.32
20	Middle	15	30	DFT-s-OFDM QPSK	Inner_Full	80_40	1745	349000	21.70	20.33

N66(ANT4 DSI 2/5/13)

No.	Test Freq Description	5G-n66								Power Results (dBm)
		SCS (kHz)	NR BW (MHz)	Modulation	RB allocation		NR Test Freq. (MHz)	NR Test CH.	Tune up	n28
1	High	15	5	DFT-s-OFDM QPSK	Inner_Full	12_6	1777.5	355500	25.20	23.73
2	Middle	15	5	DFT-s-OFDM QPSK	Inner_Full	12_6	1745	349000	25.20	23.75
3	Low	15	5	DFT-s-OFDM QPSK	Inner_Full	12_6	1712.5	342500	25.20	23.73
4	High	15	40	DFT-s-OFDM QPSK	Inner_Full	108_54	1760	352000	25.20	23.80
5	Middle	15	40	DFT-s-OFDM QPSK	Inner_Full	108_54	1745	349000	25.20	23.88
6	Low	15	40	DFT-s-OFDM QPSK	Inner_Full	108_54	1730	346000	25.20	23.75

According to the table above, the maximum power configuration is selected as the default test configuration

No.	Test Freq Description	5G-n66								Power Results (dBm)
		SCS (kHz)	NR BW (MHz)	Modulation	RB allocation		NR Test Freq. (MHz)	NR Test CH.	Tune up	n28
1	Middle	15	40	DFT-s-OFDM PI/2 BPSK1	Inner_Full	108_54	1745	349000	25.20	23.21
2	Middle	15	40	DFT-s-OFDM 16QAM	Inner_Full	108_54	1745	349000	24.70	23.36
3	Middle	15	40	DFT-s-OFDM 64QAM	Inner_Full	108_54	1745	349000	23.20	21.87
4	Middle	15	40	DFT-s-OFDM 256QAM	Inner_Full	108_54	1745	349000	21.20	19.85
5	Middle	15	40	CP-OFDM QPSK	Inner_Full	108_54	1745	349000	24.20	22.89
6	Middle	15	40	CP-OFDM 16QAM	Inner_Full	108_54	1745	349000	23.70	22.40
7	Middle	15	40	CP-OFDM 64QAM	Inner_Full	108_54	1745	349000	22.20	20.89
8	Middle	15	40	CP-OFDM 256QAM	Inner_Full	108_54	1745	349000	19.20	17.78
9	Middle	15	40	DFT-s-OFDM QPSK	Edge_Full_Right	2_214	1745	349000	24.20	23.18
10	Middle	15	40	DFT-s-OFDM QPSK	Edge_Full_Left	2_0	1745	349000	24.20	23.19
11	Middle	15	40	DFT-s-OFDM QPSK	Edge_1RB_Right	1_214	1745	349000	24.20	23.66
12	Middle	15	40	DFT-s-OFDM QPSK	Edge_1RB_Left	1_1	1745	349000	24.20	23.67
13	Middle	15	40	DFT-s-OFDM QPSK	Inner_1RB_Right	1_215	1745	349000	25.20	23.26
14	Middle	15	40	DFT-s-OFDM QPSK	Inner_1RB_Left	1_0	1745	349000	25.20	23.31
15	Middle	15	40	DFT-s-OFDM QPSK	Outer_Full	216_0	1745	349000	24.20	23.36
16	Middle	15	10	DFT-s-OFDM QPSK	Inner_Full	25_12	1745	349000	25.20	23.87
17	Middle	15	15	DFT-s-OFDM QPSK	Inner_Full	36_18	1745	349000	25.20	23.82
18	Middle	15	20	DFT-s-OFDM QPSK	Inner_Full	50_25	1745	349000	25.20	23.80
19	Middle	15	25	DFT-s-OFDM QPSK	Inner_Full	64_32	1745	349000	25.20	23.76
20	Middle	15	30	DFT-s-OFDM QPSK	Inner_Full	80_40	1745	349000	25.20	23.77

©Copyright. All rights reserved by CTTL.

N66(ANT4 DSI 11)

No.	Test Freq Description	5G-n66								Power Results (dBm)
		SCS (kHz)	NR BW (MHz)	Modulation	RB allocation		NR Test Freq. (MHz)	NR Test CH.	Tune up	n28
1	High	15	5	DFT-s-OFDM QPSK	Inner_Full	12_6	1777.5	355500	16.20	14.80
2	Middle	15	5	DFT-s-OFDM QPSK	Inner_Full	12_6	1745	349000	16.20	14.81
3	Low	15	5	DFT-s-OFDM QPSK	Inner_Full	12_6	1712.5	342500	16.20	14.80
4	High	15	40	DFT-s-OFDM QPSK	Inner_Full	108_54	1760	352000	16.20	14.84
5	Middle	15	40	DFT-s-OFDM QPSK	Inner_Full	108_54	1745	349000	16.20	14.89
6	Low	15	40	DFT-s-OFDM QPSK	Inner_Full	108_54	1730	346000	16.20	14.81

According to the table above, the maximum power configuration is selected as the default test configuration

No.	Test Freq Description	5G-n66								Power Results (dBm)
		SCS (kHz)	NR BW (MHz)	Modulation	RB allocation		NR Test Freq. (MHz)	NR Test CH.	Tune up	n28
1	Middle	15	40	DFT-s-OFDM PI/2 BPSK1	Inner_Full	108_54	1745	349000	16.20	14.82
2	Middle	15	40	DFT-s-OFDM 16QAM	Inner_Full	108_54	1745	349000	16.20	14.87
3	Middle	15	40	DFT-s-OFDM 64QAM	Inner_Full	108_54	1745	349000	16.20	14.84
4	Middle	15	40	DFT-s-OFDM 256QAM	Inner_Full	108_54	1745	349000	16.20	14.88
5	Middle	15	40	CP-OFDM QPSK	Inner_Full	108_54	1745	349000	16.20	14.87
6	Middle	15	40	CP-OFDM 16QAM	Inner_Full	108_54	1745	349000	16.20	14.87
7	Middle	15	40	CP-OFDM 64QAM	Inner_Full	108_54	1745	349000	16.20	14.83
8	Middle	15	40	CP-OFDM 256QAM	Inner_Full	108_54	1745	349000	16.20	14.80
9	Middle	15	40	DFT-s-OFDM QPSK	Edge_Full_Right	2_214	1745	349000	16.20	14.85
10	Middle	15	40	DFT-s-OFDM QPSK	Edge_Full_Left	2_0	1745	349000	16.20	14.86
11	Middle	15	40	DFT-s-OFDM QPSK	Edge_1RB_Right	1_214	1745	349000	16.20	14.86
12	Middle	15	40	DFT-s-OFDM QPSK	Edge_1RB_Left	1_1	1745	349000	16.20	14.88
13	Middle	15	40	DFT-s-OFDM QPSK	Inner_1RB_Right	1_215	1745	349000	16.20	14.84
14	Middle	15	40	DFT-s-OFDM QPSK	Inner_1RB_Left	1_0	1745	349000	16.20	14.83
15	Middle	15	40	DFT-s-OFDM QPSK	Outer_Full	216_0	1745	349000	16.20	14.87
16	Middle	15	10	DFT-s-OFDM QPSK	Inner_Full	25_12	1745	349000	16.20	14.82
17	Middle	15	15	DFT-s-OFDM QPSK	Inner_Full	36_18	1745	349000	16.20	14.85
18	Middle	15	20	DFT-s-OFDM QPSK	Inner_Full	50_25	1745	349000	16.20	14.84
19	Middle	15	25	DFT-s-OFDM QPSK	Inner_Full	64_32	1745	349000	16.20	14.83
20	Middle	15	30	DFT-s-OFDM QPSK	Inner_Full	80_40	1745	349000	16.20	14.82

N66(ANT4 DSI 12)

No.	Test Freq Description	5G-n66								Power Results (dBm)
		SCS (kHz)	NR BW (MHz)	Modulation	RB allocation		NR Test Freq. (MHz)	NR Test CH.	Tune up	n28
1	High	15	5	DFT-s-OFDM QPSK	Inner_Full	12_6	1777.5	355500	22.70	21.97
2	Middle	15	5	DFT-s-OFDM QPSK	Inner_Full	12_6	1745	349000	22.70	21.98
3	Low	15	5	DFT-s-OFDM QPSK	Inner_Full	12_6	1712.5	342500	22.70	21.97
4	High	15	40	DFT-s-OFDM QPSK	Inner_Full	108_54	1760	352000	22.70	22.03
5	Middle	15	40	DFT-s-OFDM QPSK	Inner_Full	108_54	1745	349000	22.70	22.15
6	Low	15	40	DFT-s-OFDM QPSK	Inner_Full	108_54	1730	346000	22.70	21.98

According to the table above, the maximum power configuration is selected as the default test configuration

No.	Test Freq Description	5G-n66								Power Results (dBm)
		SCS (kHz)	NR BW (MHz)	Modulation	RB allocation		NR Test Freq. (MHz)	NR Test CH.	Tune up	n28
1	Middle	15	40	DFT-s-OFDM PI/2 BPSK1	Inner_Full	108_54	1745	349000	22.70	22.09
2	Middle	15	40	DFT-s-OFDM 16QAM	Inner_Full	108_54	1745	349000	22.70	22.09
3	Middle	15	40	DFT-s-OFDM 64QAM	Inner_Full	108_54	1745	349000	22.70	22.07
4	Middle	15	40	DFT-s-OFDM 256QAM	Inner_Full	108_54	1745	349000	21.20	20.63
5	Middle	15	40	CP-OFDM QPSK	Inner_Full	108_54	1745	349000	22.70	22.09
6	Middle	15	40	CP-OFDM 16QAM	Inner_Full	108_54	1745	349000	22.70	22.07
7	Middle	15	40	CP-OFDM 64QAM	Inner_Full	108_54	1745	349000	22.20	21.65
8	Middle	15	40	CP-OFDM 256QAM	Inner_Full	108_54	1745	349000	19.20	18.62
9	Middle	15	40	DFT-s-OFDM QPSK	Edge_Full_Right	2_214	1745	349000	22.70	22.10
10	Middle	15	40	DFT-s-OFDM QPSK	Edge_Full_Left	2_0	1745	349000	22.70	22.11
11	Middle	15	40	DFT-s-OFDM QPSK	Edge_1RB_Right	1_214	1745	349000	22.70	22.11
12	Middle	15	40	DFT-s-OFDM QPSK	Edge_1RB_Left	1_1	1745	349000	22.70	22.14
13	Middle	15	40	DFT-s-OFDM QPSK	Inner_1RB_Right	1_215	1745	349000	22.70	22.09
14	Middle	15	40	DFT-s-OFDM QPSK	Inner_1RB_Left	1_0	1745	349000	22.70	22.07
15	Middle	15	40	DFT-s-OFDM QPSK	Outer_Full	216_0	1745	349000	22.70	22.13
16	Middle	15	10	DFT-s-OFDM QPSK	Inner_Full	25_12	1745	349000	22.70	22.06
17	Middle	15	15	DFT-s-OFDM QPSK	Inner_Full	36_18	1745	349000	22.70	22.10
18	Middle	15	20	DFT-s-OFDM QPSK	Inner_Full	50_25	1745	349000	22.70	22.09
19	Middle	15	25	DFT-s-OFDM QPSK	Inner_Full	64_32	1745	349000	22.70	22.07
20	Middle	15	30	DFT-s-OFDM QPSK	Inner_Full	80_40	1745	349000	22.70	22.06

©Copyright. All rights reserved by CTTL.

N66(ANT5 DSI 1/2)

No.	Test Freq Description	5G-n66								Power Results (dBm)
		SCS (kHz)	NR BW (MHz)	Modulation	RB allocation		NR Test Freq. (MHz)	NR Test CH.	Tune up	n28
1	High	15	5	DFT-s-OFDM QPSK	Inner_Full	12_6	1777.5	355500	22.50	21.03
2	Middle	15	5	DFT-s-OFDM QPSK	Inner_Full	12_6	1745	349000	22.50	21.05
3	Low	15	5	DFT-s-OFDM QPSK	Inner_Full	12_6	1712.5	342500	22.50	21.03
4	High	15	40	DFT-s-OFDM QPSK	Inner_Full	108_54	1760	352000	22.50	21.09
5	Middle	15	40	DFT-s-OFDM QPSK	Inner_Full	108_54	1745	349000	22.50	21.16
6	Low	15	40	DFT-s-OFDM QPSK	Inner_Full	108_54	1730	346000	22.50	21.05

According to the table above, the maximum power configuration is selected as the default test configuration

No.	Test Freq Description	5G-n66								Power Results (dBm)
		SCS (kHz)	NR BW (MHz)	Modulation	RB allocation		NR Test Freq. (MHz)	NR Test CH.	Tune up	n28
1	Middle	15	40	DFT-s-OFDM PI/2 BPSK1	Inner_Full	108_54	1745	349000	22.50	21.10
2	Middle	15	40	DFT-s-OFDM 16QAM	Inner_Full	108_54	1745	349000	22.50	21.09
3	Middle	15	40	DFT-s-OFDM 64QAM	Inner_Full	108_54	1745	349000	22.50	21.11
4	Middle	15	40	DFT-s-OFDM 256QAM	Inner_Full	108_54	1745	349000	21.80	20.10
5	Middle	15	40	CP-OFDM QPSK	Inner_Full	108_54	1745	349000	22.50	21.12
6	Middle	15	40	CP-OFDM 16QAM	Inner_Full	108_54	1745	349000	22.30	21.15
7	Middle	15	40	CP-OFDM 64QAM	Inner_Full	108_54	1745	349000	20.80	20.17
8	Middle	15	40	CP-OFDM 256QAM	Inner_Full	108_54	1745	349000	17.80	17.13
9	Middle	15	40	DFT-s-OFDM QPSK	Edge_Full_Right	2_214	1745	349000	22.50	21.09
10	Middle	15	40	DFT-s-OFDM QPSK	Edge_Full_Left	2_0	1745	349000	22.50	21.05
11	Middle	15	40	DFT-s-OFDM QPSK	Edge_1RB_Right	1_214	1745	349000	22.50	21.07
12	Middle	15	40	DFT-s-OFDM QPSK	Edge_1RB_Left	1_1	1745	349000	22.50	21.09
13	Middle	15	40	DFT-s-OFDM QPSK	Inner_1RB_Right	1_215	1745	349000	22.50	21.06
14	Middle	15	40	DFT-s-OFDM QPSK	Inner_1RB_Left	1_0	1745	349000	22.50	21.15
15	Middle	15	40	DFT-s-OFDM QPSK	Outer_Full	216_0	1745	349000	22.50	21.14
16	Middle	15	10	DFT-s-OFDM QPSK	Inner_Full	25_12	1745	349000	22.50	21.06
17	Middle	15	15	DFT-s-OFDM QPSK	Inner_Full	36_18	1745	349000	22.50	21.08
18	Middle	15	20	DFT-s-OFDM QPSK	Inner_Full	50_25	1745	349000	22.50	21.10
19	Middle	15	25	DFT-s-OFDM QPSK	Inner_Full	64_32	1745	349000	22.50	21.03
20	Middle	15	30	DFT-s-OFDM QPSK	Inner_Full	80_40	1745	349000	22.50	20.97

N66(ANT5 DSI 5)

No.	Test Freq Description	5G-n66								Power Results (dBm)
		SCS (kHz)	NR BW (MHz)	Modulation	RB allocation		NR Test Freq. (MHz)	NR Test CH.	Tune up	n28
1	High	15	5	DFT-s-OFDM QPSK	Inner_Full	12_6	1777.5	355500	24.00	22.45
2	Middle	15	5	DFT-s-OFDM QPSK	Inner_Full	12_6	1745	349000	24.00	22.47
3	Low	15	5	DFT-s-OFDM QPSK	Inner_Full	12_6	1712.5	342500	24.00	22.45
4	High	15	40	DFT-s-OFDM QPSK	Inner_Full	108_54	1760	352000	24.00	22.61
5	Middle	15	40	DFT-s-OFDM QPSK	Inner_Full	108_54	1745	349000	24.00	22.69
6	Low	15	40	DFT-s-OFDM QPSK	Inner_Full	108_54	1730	346000	24.00	22.57

According to the table above, the maximum power configuration is selected as the default test configuration

No.	Test Freq Description	5G-n66								Power Results (dBm)
		SCS (kHz)	NR BW (MHz)	Modulation	RB allocation		NR Test Freq. (MHz)	NR Test CH.	Tune up	n28
1	Middle	15	40	DFT-s-OFDM PI/2 BPSK1	Inner_Full	108_54	1745	349000	24.00	22.24
2	Middle	15	40	DFT-s-OFDM 16QAM	Inner_Full	108_54	1745	349000	23.50	22.68
3	Middle	15	40	DFT-s-OFDM 64QAM	Inner_Full	108_54	1745	349000	22.00	21.15
4	Middle	15	40	DFT-s-OFDM 256QAM	Inner_Full	108_54	1745	349000	20.00	19.08
5	Middle	15	40	CP-OFDM QPSK	Inner_Full	108_54	1745	349000	23.00	22.12
6	Middle	15	40	CP-OFDM 16QAM	Inner_Full	108_54	1745	349000	22.50	21.66
7	Middle	15	40	CP-OFDM 64QAM	Inner_Full	108_54	1745	349000	21.00	20.00
8	Middle	15	40	CP-OFDM 256QAM	Inner_Full	108_54	1745	349000	18.00	17.12
9	Middle	15	40	DFT-s-OFDM QPSK	Edge_Full_Right	2_214	1745	349000	24.00	22.52
10	Middle	15	40	DFT-s-OFDM QPSK	Edge_Full_Left	2_0	1745	349000	24.00	22.47
11	Middle	15	40	DFT-s-OFDM QPSK	Edge_1RB_Right	1_214	1745	349000	24.00	22.49
12	Middle	15	40	DFT-s-OFDM QPSK	Edge_1RB_Left	1_1	1745	349000	24.00	22.51
13	Middle	15	40	DFT-s-OFDM QPSK	Inner_1RB_Right	1_215	1745	349000	24.00	22.48
14	Middle	15	40	DFT-s-OFDM QPSK	Inner_1RB_Left	1_0	1745	349000	24.00	22.58
15	Middle	15	40	DFT-s-OFDM QPSK	Outer_Full	216_0	1745	349000	24.00	22.57
16	Middle	15	10	DFT-s-OFDM QPSK	Inner_Full	25_12	1745	349000	24.00	22.48
17	Middle	15	15	DFT-s-OFDM QPSK	Inner_Full	36_18	1745	349000	24.00	22.50
18	Middle	15	20	DFT-s-OFDM QPSK	Inner_Full	50_25	1745	349000	24.00	22.53
19	Middle	15	25	DFT-s-OFDM QPSK	Inner_Full	64_32	1745	349000	24.00	22.45
20	Middle	15	30	DFT-s-OFDM QPSK	Inner_Full	80_40	1745	349000	24.00	22.39

©Copyright. All rights reserved by CTTL.

N66(ANT5 DSI 11/12)

No.	Test Freq Description	5G-n66								Power Results (dBm)
		SCS (kHz)	NR BW (MHz)	Modulation	RB allocation		NR Test Freq. (MHz)	NR Test CH.	Tune up	n28
1	High	15	5	DFT-s-OFDM QPSK	Inner_Full	12_6	1777.5	355500	15.00	13.62
2	Middle	15	5	DFT-s-OFDM QPSK	Inner_Full	12_6	1745	349000	15.00	13.63
3	Low	15	5	DFT-s-OFDM QPSK	Inner_Full	12_6	1712.5	342500	15.00	13.62
4	High	15	40	DFT-s-OFDM QPSK	Inner_Full	108_54	1760	352000	15.00	13.65
5	Middle	15	40	DFT-s-OFDM QPSK	Inner_Full	108_54	1745	349000	15.00	13.70
6	Low	15	40	DFT-s-OFDM QPSK	Inner_Full	108_54	1730	346000	15.00	13.63

According to the table above, the maximum power configuration is selected as the default test configuration

No.	Test Freq Description	5G-n66								Power Results (dBm)
		SCS (kHz)	NR BW (MHz)	Modulation	RB allocation		NR Test Freq. (MHz)	NR Test CH.	Tune up	n28
1	Middle	15	40	DFT-s-OFDM PI/2 BPSK1	Inner_Full	108_54	1745	349000	15.00	13.67
2	Middle	15	40	DFT-s-OFDM 16QAM	Inner_Full	108_54	1745	349000	15.00	13.65
3	Middle	15	40	DFT-s-OFDM 64QAM	Inner_Full	108_54	1745	349000	15.00	13.63
4	Middle	15	40	DFT-s-OFDM 256QAM	Inner_Full	108_54	1745	349000	15.00	13.62
5	Middle	15	40	CP-OFDM QPSK	Inner_Full	108_54	1745	349000	15.00	13.61
6	Middle	15	40	CP-OFDM 16QAM	Inner_Full	108_54	1745	349000	15.00	13.64
7	Middle	15	40	CP-OFDM 64QAM	Inner_Full	108_54	1745	349000	15.00	13.63
8	Middle	15	40	CP-OFDM 256QAM	Inner_Full	108_54	1745	349000	15.00	13.68
9	Middle	15	40	DFT-s-OFDM QPSK	Edge_Full_Right	2_214	1745	349000	15.00	13.66
10	Middle	15	40	DFT-s-OFDM QPSK	Edge_Full_Left	2_0	1745	349000	15.00	13.63
11	Middle	15	40	DFT-s-OFDM QPSK	Edge_1RB_Right	1_214	1745	349000	15.00	13.64
12	Middle	15	40	DFT-s-OFDM QPSK	Edge_1RB_Left	1_1	1745	349000	15.00	13.65
13	Middle	15	40	DFT-s-OFDM QPSK	Inner_1RB_Right	1_215	1745	349000	15.00	13.63
14	Middle	15	40	DFT-s-OFDM QPSK	Inner_1RB_Left	1_0	1745	349000	15.00	13.69
15	Middle	15	40	DFT-s-OFDM QPSK	Outer_Full	216_0	1745	349000	15.00	13.69
16	Middle	15	10	DFT-s-OFDM QPSK	Inner_Full	25_12	1745	349000	15.00	13.63
17	Middle	15	15	DFT-s-OFDM QPSK	Inner_Full	36_18	1745	349000	15.00	13.65
18	Middle	15	20	DFT-s-OFDM QPSK	Inner_Full	50_25	1745	349000	15.00	13.66
19	Middle	15	25	DFT-s-OFDM QPSK	Inner_Full	64_32	1745	349000	15.00	13.62
20	Middle	15	30	DFT-s-OFDM QPSK	Inner_Full	80_40	1745	349000	15.00	13.58

N66(ANT5 DSI 13)

No.	Test Freq Description	5G-n66								Power Results (dBm)
		SCS (kHz)	NR BW (MHz)	Modulation	RB allocation		NR Test Freq. (MHz)	NR Test CH.	Tune up	n28
1	High	15	5	DFT-s-OFDM QPSK	Inner_Full	12_6	1777.5	355500	24.50	22.96
2	Middle	15	5	DFT-s-OFDM QPSK	Inner_Full	12_6	1745	349000	24.50	22.98
3	Low	15	5	DFT-s-OFDM QPSK	Inner_Full	12_6	1712.5	342500	24.50	22.96
4	High	15	40	DFT-s-OFDM QPSK	Inner_Full	108_54	1760	352000	24.50	23.02
5	Middle	15	40	DFT-s-OFDM QPSK	Inner_Full	108_54	1745	349000	24.50	23.10
6	Low	15	40	DFT-s-OFDM QPSK	Inner_Full	108_54	1730	346000	24.50	22.98

According to the table above, the maximum power configuration is selected as the default test configuration

No.	Test Freq Description	5G-n66								Power Results (dBm)
		SCS (kHz)	NR BW (MHz)	Modulation	RB allocation		NR Test Freq. (MHz)	NR Test CH.	Tune up	n28
1	Middle	15	5	DFT-s-OFDM PI/2 BPSK1	Inner_Full	108_54	1745	349000	24.50	23.02
2	Middle	15	5	DFT-s-OFDM 16QAM	Inner_Full	108_54	1745	349000	23.50	22.65
3	Middle	15	5	DFT-s-OFDM 64QAM	Inner_Full	108_54	1745	349000	22.00	21.17
4	Middle	15	5	DFT-s-OFDM 256QAM	Inner_Full	108_54	1745	349000	20.00	19.12
5	Middle	15	5	CP-OFDM QPSK	Inner_Full	108_54	1745	349000	23.00	22.13
6	Middle	15	5	CP-OFDM 16QAM	Inner_Full	108_54	1745	349000	22.50	21.61
7	Middle	15	5	CP-OFDM 64QAM	Inner_Full	108_54	1745	349000	21.00	20.13
8	Middle	15	5	CP-OFDM 256QAM	Inner_Full	108_54	1745	349000	18.00	17.15
9	Middle	15	5	DFT-s-OFDM QPSK	Edge_Full_Right	2_214	1745	349000	23.50	22.52
10	Middle	15	5	DFT-s-OFDM QPSK	Edge_Full_Left	2_0	1745	349000	23.50	22.47
11	Middle	15	5	DFT-s-OFDM QPSK	Edge_1RB_Right	1_214	1745	349000	23.50	23.01
12	Middle	15	5	DFT-s-OFDM QPSK	Edge_1RB_Left	1_1	1745	349000	23.50	23.00
13	Middle	15	5	DFT-s-OFDM QPSK	Inner_1RB_Right	1_215	1745	349000	24.50	22.98
14	Middle	15	5	DFT-s-OFDM QPSK	Inner_1RB_Left	1_0	1745	349000	24.50	22.97
15	Middle	15	5	DFT-s-OFDM QPSK	Outer_Full	216_0	1745	349000	23.50	22.57
16	Middle	15	10	DFT-s-OFDM QPSK	Inner_Full	25_12	1745	349000	24.50	22.98
17	Middle	15	15	DFT-s-OFDM QPSK	Inner_Full	36_18	1745	349000	24.50	23.00
18	Middle	15	20	DFT-s-OFDM QPSK	Inner_Full	50_25	1745	349000	24.50	23.03
19	Middle	15	25	DFT-s-OFDM QPSK	Inner_Full	64_32	1745	349000	24.50	22.95
20	Middle	15	30	DFT-s-OFDM QPSK	Inner_Full	80_40	1745	349000	24.50	22.89

©Copyright. All rights reserved by CTTL.

N71(ANT0 DSI 1/2/5/13)

No.	Test Freq Description	5G-n71								Power Results (dBm)
		SCS (kHz)	NR BW (MHz)	Modulation	RB allocation		NR Test Freq. (MHz)	NR Test CH.	Tune up	n71
1	High	15	5	DFT-s-OFDM QPSK	Inner_Full	12_6	695.5	139100	24.90	23.38
2	Middle	15	5	DFT-s-OFDM QPSK	Inner_Full	12_6	680.5	136100	24.90	23.47
3	Low	15	5	DFT-s-OFDM QPSK	Inner_Full	12_6	665.5	133100	24.90	23.45
4	High	15	20	DFT-s-OFDM QPSK	Inner_Full	50_25	688	137600	24.90	23.59
5	Middle	15	20	DFT-s-OFDM QPSK	Inner_Full	50_25	680.5	136100	24.90	23.62
6	Low	15	20	DFT-s-OFDM QPSK	Inner_Full	50_25	673	134600	24.90	23.60

According to the table above, the maximum power configuration is selected as the default test configuration

No.	Test Freq Description	5G-n71								Power Results (dBm)
		SCS (kHz)	NR BW (MHz)	Modulation	RB allocation		NR Test Freq. (MHz)	NR Test CH.	Tune up	n71
1	Middle	15	20	DFT-s-OFDM PI/2 BPSK1	Inner_Full	50_25	680.5	136100	24.90	22.98
2	Middle	15	20	DFT-s-OFDM 16QAM	Inner_Full	50_25	680.5	136100	23.90	23.23
3	Middle	15	20	DFT-s-OFDM 64QAM	Inner_Full	50_25	680.5	136100	22.40	21.89
4	Middle	15	20	DFT-s-OFDM 256QAM	Inner_Full	50_25	680.5	136100	20.40	19.72
5	Middle	15	20	CP-OFDM QPSK	Inner_Full	50_25	680.5	136100	23.40	22.79
6	Middle	15	20	CP-OFDM 16QAM	Inner_Full	50_25	680.5	136100	22.90	22.28
7	Middle	15	20	CP-OFDM 64QAM	Inner_Full	50_25	680.5	136100	21.40	20.79
8	Middle	15	20	CP-OFDM 256QAM	Inner_Full	50_25	680.5	136100	18.40	17.75
9	Middle	15	20	DFT-s-OFDM QPSK	Edge_Full_Right	2@104	680.5	136100	23.90	22.96
10	Middle	15	20	DFT-s-OFDM QPSK	Edge_Full_Left	2_0	680.5	136100	23.90	22.97
11	Middle	15	20	DFT-s-OFDM QPSK	Edge_1RB_Right	1@105	680.5	136100	23.90	22.93
12	Middle	15	20	DFT-s-OFDM QPSK	Edge_1RB_Left	1_0	680.5	136100	23.90	22.93
13	Middle	15	20	DFT-s-OFDM QPSK	Inner_1RB_Right	1@104	680.5	136100	24.90	23.42
14	Middle	15	20	DFT-s-OFDM QPSK	Inner_1RB_Left	1_1	680.5	136100	24.90	23.59
15	Middle	15	20	DFT-s-OFDM QPSK	Outer_Full	100@0	680.5	136100	23.90	23.15
16	Middle	15	10	DFT-s-OFDM QPSK	Inner_Full	25_12	680.5	136100	24.90	23.55
17	Middle	15	15	DFT-s-OFDM QPSK	Inner_Full	36_18	680.5	136100	24.90	23.59

N71(ANT0 DSI 11/12)

No.	Test Freq Description	5G-n71								Power Results (dBm)
		SCS (kHz)	NR BW (MHz)	Modulation	RB allocation		NR Test Freq. (MHz)	NR Test CH.	Tune up	n71
1	High	15	5	DFT-s-OFDM QPSK	Inner_Full	12_6	695.5	139100	17.20	16.18
2	Middle	15	5	DFT-s-OFDM QPSK	Inner_Full	12_6	680.5	136100	17.20	16.25
3	Low	15	5	DFT-s-OFDM QPSK	Inner_Full	12_6	665.5	133100	17.20	16.23
4	High	15	20	DFT-s-OFDM QPSK	Inner_Full	50_25	688	137600	17.20	16.33
5	Middle	15	20	DFT-s-OFDM QPSK	Inner_Full	50_25	680.5	136100	17.20	16.35
6	Low	15	20	DFT-s-OFDM QPSK	Inner_Full	50_25	673	134600	17.20	16.34

According to the table above, the maximum power configuration is selected as the default test configuration

No.	Test Freq Description	5G-n71								Power Results (dBm)
		SCS (kHz)	NR BW (MHz)	Modulation	RB allocation		NR Test Freq. (MHz)	NR Test CH.	Tune up	n71
1	Middle	15	20	DFT-s-OFDM PI/2 BPSK1	Inner_Full	50_25	680.5	136100	17.20	16.28
2	Middle	15	20	DFT-s-OFDM 16QAM	Inner_Full	50_25	680.5	136100	17.20	16.33
3	Middle	15	20	DFT-s-OFDM 64QAM	Inner_Full	50_25	680.5	136100	17.20	16.27
4	Middle	15	20	DFT-s-OFDM 256QAM	Inner_Full	50_25	680.5	136100	17.20	16.29
5	Middle	15	20	CP-OFDM QPSK	Inner_Full	50_25	680.5	136100	17.20	16.20
6	Middle	15	20	CP-OFDM 16QAM	Inner_Full	50_25	680.5	136100	17.20	16.31
7	Middle	15	20	CP-OFDM 64QAM	Inner_Full	50_25	680.5	136100	17.20	16.32
8	Middle	15	20	CP-OFDM 256QAM	Inner_Full	50_25	680.5	136100	17.20	16.28
9	Middle	15	20	DFT-s-OFDM QPSK	Edge_Full_Right	2@104	680.5	136100	17.20	16.27
10	Middle	15	20	DFT-s-OFDM QPSK	Edge_Full_Left	2_0	680.5	136100	17.20	16.32
11	Middle	15	20	DFT-s-OFDM QPSK	Edge_1RB_Right	1@105	680.5	136100	17.20	16.25
12	Middle	15	20	DFT-s-OFDM QPSK	Edge_1RB_Left	1_0	680.5	136100	17.20	16.31
13	Middle	15	20	DFT-s-OFDM QPSK	Inner_1RB_Right	1@104	680.5	136100	17.20	16.30
14	Middle	15	20	DFT-s-OFDM QPSK	Inner_1RB_Left	1_1	680.5	136100	17.20	16.24
15	Middle	15	20	DFT-s-OFDM QPSK	Outer_Full	100@0	680.5	136100	17.20	16.30
16	Middle	15	10	DFT-s-OFDM QPSK	Inner_Full	25_12	680.5	136100	17.20	16.30
17	Middle	15	15	DFT-s-OFDM QPSK	Inner_Full	36_18	680.5	136100	17.20	16.33

©Copyright. All rights reserved by CTTL.

N71(ANT1 DSI 1/2/5/12/13)

No.	Test Freq Description	5G-n71								Power Results (dBm)
		SCS (kHz)	NR BW (MHz)	Modulation	RB allocation		NR Test Freq. (MHz)	NR Test CH.	Tune up	n71
1	High	15	5	DFT-s-OFDM QPSK	Inner_Full	12_6	695.5	139100	24.20	22.72
2	Middle	15	5	DFT-s-OFDM QPSK	Inner_Full	12_6	680.5	136100	24.20	22.85
3	Low	15	5	DFT-s-OFDM QPSK	Inner_Full	12_6	665.5	133100	24.20	22.89
4	High	15	20	DFT-s-OFDM QPSK	Inner_Full	50_25	688	137600	24.20	22.92
5	Middle	15	20	DFT-s-OFDM QPSK	Inner_Full	50_25	680.5	136100	24.20	22.95
6	Low	15	20	DFT-s-OFDM QPSK	Inner_Full	50_25	673	134600	24.20	22.93

According to the table above, the maximum power configuration is selected as the default test configuration

No.	Test Freq Description	5G-n71								Power Results (dBm)
		SCS (kHz)	NR BW (MHz)	Modulation	RB allocation		NR Test Freq. (MHz)	NR Test CH.	Tune up	n71
1	Middle	15	20	DFT-s-OFDM PI/2 BPSK1	Inner_Full	50_25	680.5	136100	24.20	22.43
2	Middle	15	20	DFT-s-OFDM 16QAM	Inner_Full	50_25	680.5	136100	23.20	22.60
3	Middle	15	20	DFT-s-OFDM 64QAM	Inner_Full	50_25	680.5	136100	21.70	21.06
4	Middle	15	20	DFT-s-OFDM 256QAM	Inner_Full	50_25	680.5	136100	19.70	19.07
5	Middle	15	20	CP-OFDM QPSK	Inner_Full	50_25	680.5	136100	22.70	22.06
6	Middle	15	20	CP-OFDM 16QAM	Inner_Full	50_25	680.5	136100	22.20	21.49
7	Middle	15	20	CP-OFDM 64QAM	Inner_Full	50_25	680.5	136100	20.70	20.05
8	Middle	15	20	CP-OFDM 256QAM	Inner_Full	50_25	680.5	136100	17.70	16.93
9	Middle	15	20	DFT-s-OFDM QPSK	Edge_Full_Right	2@104	680.5	136100	23.20	22.38
10	Middle	15	20	DFT-s-OFDM QPSK	Edge_Full_Left	2_0	680.5	136100	23.20	22.46
11	Middle	15	20	DFT-s-OFDM QPSK	Edge_1RB_Right	1@105	680.5	136100	23.20	22.30
12	Middle	15	20	DFT-s-OFDM QPSK	Edge_1RB_Left	1_0	680.5	136100	23.20	22.73
13	Middle	15	20	DFT-s-OFDM QPSK	Inner_1RB_Right	1@104	680.5	136100	24.20	22.87
14	Middle	15	20	DFT-s-OFDM QPSK	Inner_1RB_Left	1_1	680.5	136100	24.20	22.94
15	Middle	15	20	DFT-s-OFDM QPSK	Outer_Full	100@0	680.5	136100	23.20	22.49
16	Middle	15	10	DFT-s-OFDM QPSK	Inner_Full	25_12	680.5	136100	24.20	22.94
17	Middle	15	15	DFT-s-OFDM QPSK	Inner_Full	36_18	680.5	136100	24.20	22.90

N71(ANT1 DSI 11)

No.	Test Freq Description	5G-n71								Power Results (dBm)
		SCS (kHz)	NR BW (MHz)	Modulation	RB allocation		NR Test Freq. (MHz)	NR Test CH.	Tune up	n71
1	High	15	5	DFT-s-OFDM QPSK	Inner_Full	12_6	695.5	139100	18.20	16.87
2	Middle	15	5	DFT-s-OFDM QPSK	Inner_Full	12_6	680.5	136100	18.20	16.94
3	Low	15	5	DFT-s-OFDM QPSK	Inner_Full	12_6	665.5	133100	18.20	16.92
4	High	15	20	DFT-s-OFDM QPSK	Inner_Full	50_25	688	137600	18.20	17.03
5	Middle	15	20	DFT-s-OFDM QPSK	Inner_Full	50_25	680.5	136100	18.20	17.05
6	Low	15	20	DFT-s-OFDM QPSK	Inner_Full	50_25	673	134600	18.20	17.04

According to the table above, the maximum power configuration is selected as the default test configuration

No.	Test Freq Description	5G-n71								Power Results (dBm)
		SCS (kHz)	NR BW (MHz)	Modulation	RB allocation		NR Test Freq. (MHz)	NR Test CH.	Tune up	n71
1	Middle	15	20	DFT-s-OFDM PI/2 BPSK1	Inner_Full	50_25	680.5	136100	18.20	16.97
2	Middle	15	20	DFT-s-OFDM 16QAM	Inner_Full	50_25	680.5	136100	18.20	16.98
3	Middle	15	20	DFT-s-OFDM 64QAM	Inner_Full	50_25	680.5	136100	18.20	16.96
4	Middle	15	20	DFT-s-OFDM 256QAM	Inner_Full	50_25	680.5	136100	18.20	16.98
5	Middle	15	20	CP-OFDM QPSK	Inner_Full	50_25	680.5	136100	18.20	16.99
6	Middle	15	20	CP-OFDM 16QAM	Inner_Full	50_25	680.5	136100	18.20	16.95
7	Middle	15	20	CP-OFDM 64QAM	Inner_Full	50_25	680.5	136100	18.20	16.93
8	Middle	15	20	CP-OFDM 256QAM	Inner_Full	50_25	680.5	136100	17.70	16.93
9	Middle	15	20	DFT-s-OFDM QPSK	Edge_Full_Right	2@104	680.5	136100	18.20	16.96
10	Middle	15	20	DFT-s-OFDM QPSK	Edge_Full_Left	2_0	680.5	136100	18.20	17.02
11	Middle	15	20	DFT-s-OFDM QPSK	Edge_1RB_Right	1@105	680.5	136100	18.20	16.94
12	Middle	15	20	DFT-s-OFDM QPSK	Edge_1RB_Left	1_0	680.5	136100	18.20	17.01
13	Middle	15	20	DFT-s-OFDM QPSK	Inner_1RB_Right	1@104	680.5	136100	18.20	16.99
14	Middle	15	20	DFT-s-OFDM QPSK	Inner_1RB_Left	1_1	680.5	136100	18.20	16.93
15	Middle	15	20	DFT-s-OFDM QPSK	Outer_Full	100@0	680.5	136100	18.20	17.01
16	Middle	15	10	DFT-s-OFDM QPSK	Inner_Full	25_12	680.5	136100	18.20	17.00
17	Middle	15	15	DFT-s-OFDM QPSK	Inner_Full	36_18	680.5	136100	18.20	17.03

©Copyright. All rights reserved by CTTL.

N77-L(ANT2 DSI 1)

No.	Test Freq Description	5G-N77-L								Power Results (dBm)
		SCS (kHz)	NR BW (MHz)	Modulation	RB allocation		NR Test Freq. (MHz)	NR Test CH.	Tune up	N77-L
1	High	30	10	DFT-s-OFDM QPSK	Inner_Full	12_6	3544.98	636332	22.70	22.58
2	Middle	30	10	DFT-s-OFDM QPSK	Inner_Full	12_6	3500.01	633334	22.70	22.64
3	Low	30	10	DFT-s-OFDM QPSK	Inner_Full	12_6	3445.01	630334	22.70	22.60
4	Middle	30	100	DFT-s-OFDM QPSK	Inner_Full	135_67	3500.01	633334	22.70	22.60

According to the table above, the maximum power configuration is selected as the default test configuration

No.	Test Freq Description	5G-N77-L								Power Results (dBm)
		SCS (kHz)	NR BW (MHz)	Modulation	RB allocation		NR Test Freq. (MHz)	NR Test CH.	Tune up	N77-L
1	Middle	30	10	DFT-s-OFDM PI/2 BPSK1	Inner_Full	12_6	3500.01	633334	22.70	22.57
2	Middle	30	10	DFT-s-OFDM 16QAM	Inner_Full	12_6	3500.01	633334	22.70	22.54
3	Middle	30	10	DFT-s-OFDM 64QAM	Inner_Full	12_6	3500.01	633334	22.70	22.56
4	Middle	30	10	DFT-s-OFDM 256QAM	Inner_Full	12_6	3500.01	633334	22.70	21.48
5	Middle	30	10	CP-OFDM QPSK	Inner_Full	12_6	3500.01	633334	22.70	22.53
6	Middle	30	10	CP-OFDM 16QAM	Inner_Full	12_6	3500.01	633334	22.70	22.46
7	Middle	30	10	CP-OFDM 64QAM	Inner_Full	12_6	3500.01	633334	22.70	22.56
8	Middle	30	10	CP-OFDM 256QAM	Inner_Full	12_6	3500.01	633334	21.20	19.59
9	Middle	30	10	DFT-s-OFDM QPSK	Edge_1RB_Right	1_23	3500.01	633334	22.70	22.54
10	Middle	30	10	DFT-s-OFDM QPSK	Edge_1RB_Left	1_0	3500.01	633334	22.70	22.50
11	Middle	30	10	DFT-s-OFDM QPSK	Edge_Full_Right	2_22	3500.01	633334	22.70	22.59
12	Middle	30	10	DFT-s-OFDM QPSK	Edge_Full_Left	2_0	3500.01	633334	22.70	22.58
13	Middle	30	10	DFT-s-OFDM QPSK	Inner_1RB_Right	1_22	3500.01	633334	22.70	22.61
14	Middle	30	10	DFT-s-OFDM QPSK	Inner_1RB_Left	1_1	3500.01	633334	22.70	22.58
15	Middle	30	10	DFT-s-OFDM QPSK	Outer_Full	24_0	3500.01	633334	22.70	22.55
17	Middle	30	15	DFT-s-OFDM QPSK	Inner_Full	18_9	3500.01	633334	22.70	22.50
20	Middle	30	20	DFT-s-OFDM QPSK	Inner_Full	25_12	3500.01	633334	22.70	22.47
23	Middle	30	30	DFT-s-OFDM QPSK	Inner_Full	36_18	3500.01	633334	22.70	22.54
25	High	30	40	DFT-s-OFDM QPSK	Inner_Full	50_25	3470.01	631334	22.70	22.53
27	High	30	50	DFT-s-OFDM QPSK	Inner_Full	64_32	3475.02	631668	22.70	22.50
29	Middle-5	30	60	DFT-s-OFDM QPSK	Inner_Full	81_40	3500.01	633334	22.70	22.46
30	Middle-5	30	70	DFT-s-OFDM QPSK	Inner_Full	90_45	3500.01	633334	22.70	22.49
31	Middle-5	30	80	DFT-s-OFDM QPSK	Inner_Full	108_54	3500.01	633334	22.70	22.53
32	Middle-5	30	90	DFT-s-OFDM QPSK	Inner_Full	120_60	3500.01	633334	22.70	22.47

©Copyright. All rights reserved by CTTL.

N77-L(ANT2 DSI 2)

No.	Test Freq Description	5G-N77-L								Power Results (dBm)
		SCS (kHz)	NR BW (MHz)	Modulation	RB allocation		NR Test Freq. (MHz)	NR Test CH.	Tune up	N77-L
1	High	30	10	DFT-s-OFDM QPSK	Inner_Full	12_6	3544.98	636332	21.70	21.48
2	Middle	30	10	DFT-s-OFDM QPSK	Inner_Full	12_6	3500.01	633334	21.70	21.55
3	Low	30	10	DFT-s-OFDM QPSK	Inner_Full	12_6	3445.01	630334	21.70	21.50
4	Middle	30	100	DFT-s-OFDM QPSK	Inner_Full	135_67	3500.01	633334	21.70	21.49

According to the table above, the maximum power configuration is selected as the default test configuration

No.	Test Freq Description	5G-N77-L								Power Results (dBm)
		SCS (kHz)	NR BW (MHz)	Modulation	RB allocation		NR Test Freq. (MHz)	NR Test CH.	Tune up	N77-L
1	Middle	30	10	DFT-s-OFDM PI/2 BPSK1	Inner_Full	12_6	3500.01	633334	21.70	21.45
2	Middle	30	10	DFT-s-OFDM 16QAM	Inner_Full	12_6	3500.01	633334	21.70	21.43
3	Middle	30	10	DFT-s-OFDM 64QAM	Inner_Full	12_6	3500.01	633334	21.70	21.44
4	Middle	30	10	DFT-s-OFDM 256QAM	Inner_Full	12_6	3500.01	633334	21.70	21.48
5	Middle	30	10	CP-OFDM QPSK	Inner_Full	12_6	3500.01	633334	21.70	21.52
6	Middle	30	10	CP-OFDM 16QAM	Inner_Full	12_6	3500.01	633334	21.70	21.47
7	Middle	30	10	CP-OFDM 64QAM	Inner_Full	12_6	3500.01	633334	21.70	21.53
8	Middle	30	10	CP-OFDM 256QAM	Inner_Full	12_6	3500.01	633334	21.20	19.57
9	Middle	30	10	DFT-s-OFDM QPSK	Edge_1RB_Right	1_23	3500.01	633334	21.70	21.43
10	Middle	30	10	DFT-s-OFDM QPSK	Edge_1RB_Left	1_0	3500.01	633334	21.70	21.39
11	Middle	30	10	DFT-s-OFDM QPSK	Edge_Full_Right	2_22	3500.01	633334	21.70	21.47
12	Middle	30	10	DFT-s-OFDM QPSK	Edge_Full_Left	2_0	3500.01	633334	21.70	21.46
13	Middle	30	10	DFT-s-OFDM QPSK	Inner_1RB_Right	1_22	3500.01	633334	21.70	21.49
14	Middle	30	10	DFT-s-OFDM QPSK	Inner_1RB_Left	1_1	3500.01	633334	21.70	21.46
15	Middle	30	10	DFT-s-OFDM QPSK	Outer_Full	24_0	3500.01	633334	21.70	21.43
17	Middle	30	15	DFT-s-OFDM QPSK	Inner_Full	18_9	3500.01	633334	21.70	21.39
20	Middle	30	20	DFT-s-OFDM QPSK	Inner_Full	25_12	3500.01	633334	21.70	21.36
23	Middle	30	30	DFT-s-OFDM QPSK	Inner_Full	36_18	3500.01	633334	21.70	21.43
25	High	30	40	DFT-s-OFDM QPSK	Inner_Full	50_25	3470.01	631334	21.70	21.42
27	High	30	50	DFT-s-OFDM QPSK	Inner_Full	64_32	3475.02	631668	21.70	21.39
29	Middle-5	30	60	DFT-s-OFDM QPSK	Inner_Full	81_40	3500.01	633334	21.70	21.35
30	Middle-5	30	70	DFT-s-OFDM QPSK	Inner_Full	90_45	3500.01	633334	21.70	21.38
31	Middle-5	30	80	DFT-s-OFDM QPSK	Inner_Full	108_54	3500.01	633334	21.70	21.42
32	Middle-5	30	90	DFT-s-OFDM QPSK	Inner_Full	120_60	3500.01	633334	21.70	21.36

©Copyright. All rights reserved by CTTL.

N77-L(ANT2 DSI 5)

No.	Test Freq Description	5G-N77-L								Power Results (dBm)
		SCS (kHz)	NR BW (MHz)	Modulation	RB allocation		NR Test Freq. (MHz)	NR Test CH.	Tune up	N77-L
1	High	30	10	DFT-s-OFDM QPSK	Inner_Full	12_6	3544.98	636332	22.20	21.94
2	Middle	30	10	DFT-s-OFDM QPSK	Inner_Full	12_6	3500.01	633334	22.20	21.99
3	Low	30	10	DFT-s-OFDM QPSK	Inner_Full	12_6	3445.01	630334	22.20	21.95
4	Middle	30	100	DFT-s-OFDM QPSK	Inner_Full	135_67	3500.01	633334	22.20	21.95

According to the table above, the maximum power configuration is selected as the default test configuration

No.	Test Freq Description	5G-N77-L								Power Results (dBm)
		SCS (kHz)	NR BW (MHz)	Modulation	RB allocation		NR Test Freq. (MHz)	NR Test CH.	Tune up	N77-L
1	Middle	30	10	DFT-s-OFDM PI/2 BPSK1	Inner_Full	12_6	3500.01	633334	22.20	21.96
2	Middle	30	10	DFT-s-OFDM 16QAM	Inner_Full	12_6	3500.01	633334	22.20	21.98
3	Middle	30	10	DFT-s-OFDM 64QAM	Inner_Full	12_6	3500.01	633334	22.20	21.96
4	Middle	30	10	DFT-s-OFDM 256QAM	Inner_Full	12_6	3500.01	633334	22.20	21.42
5	Middle	30	10	CP-OFDM QPSK	Inner_Full	12_6	3500.01	633334	22.20	21.96
6	Middle	30	10	CP-OFDM 16QAM	Inner_Full	12_6	3500.01	633334	22.20	21.97
7	Middle	30	10	CP-OFDM 64QAM	Inner_Full	12_6	3500.01	633334	22.20	21.94
8	Middle	30	10	CP-OFDM 256QAM	Inner_Full	12_6	3500.01	633334	21.20	19.44
9	Middle	30	10	DFT-s-OFDM QPSK	Edge_1RB_Right	1_23	3500.01	633334	22.20	21.93
10	Middle	30	10	DFT-s-OFDM QPSK	Edge_1RB_Left	1_0	3500.01	633334	22.20	21.98
11	Middle	30	10	DFT-s-OFDM QPSK	Edge_Full_Right	2_22	3500.01	633334	22.20	21.98
12	Middle	30	10	DFT-s-OFDM QPSK	Edge_Full_Left	2_0	3500.01	633334	22.20	21.96
13	Middle	30	10	DFT-s-OFDM QPSK	Inner_1RB_Right	1_22	3500.01	633334	22.20	21.96
14	Middle	30	10	DFT-s-OFDM QPSK	Inner_1RB_Left	1_1	3500.01	633334	22.20	21.92
15	Middle	30	10	DFT-s-OFDM QPSK	Outer_Full	24_0	3500.01	633334	22.20	21.99
17	Middle	30	15	DFT-s-OFDM QPSK	Inner_Full	18_9	3500.01	633334	22.20	21.95
20	Middle	30	20	DFT-s-OFDM QPSK	Inner_Full	25_12	3500.01	633334	22.20	21.92
23	Middle	30	30	DFT-s-OFDM QPSK	Inner_Full	36_18	3500.01	633334	22.20	21.98
25	High	30	40	DFT-s-OFDM QPSK	Inner_Full	50_25	3470.01	631334	22.20	21.98
27	High	30	50	DFT-s-OFDM QPSK	Inner_Full	64_32	3475.02	631668	22.20	21.95
29	Middle-5	30	60	DFT-s-OFDM QPSK	Inner_Full	81_40	3500.01	633334	22.20	21.90
30	Middle-5	30	70	DFT-s-OFDM QPSK	Inner_Full	90_45	3500.01	633334	22.20	21.94
31	Middle-5	30	80	DFT-s-OFDM QPSK	Inner_Full	108_54	3500.01	633334	22.20	21.98
32	Middle-5	30	90	DFT-s-OFDM QPSK	Inner_Full	120_60	3500.01	633334	22.20	21.91

©Copyright. All rights reserved by CTTL.

N77-L(ANT2 DSI 11/12)

No.	Test Freq Description	5G-N77-L								Power Results (dBm)
		SCS (kHz)	NR BW (MHz)	Modulation	RB allocation		NR Test Freq. (MHz)	NR Test CH.	Tune up	N77-L
1	High	30	10	DFT-s-OFDM QPSK	Inner_Full	12_6	3544.98	636332	13.20	12.97
2	Middle	30	10	DFT-s-OFDM QPSK	Inner_Full	12_6	3500.01	633334	13.20	13.05
3	Low	30	10	DFT-s-OFDM QPSK	Inner_Full	12_6	3445.01	630334	13.20	12.98
4	Middle	30	100	DFT-s-OFDM QPSK	Inner_Full	135_67	3500.01	633334	13.20	12.98

According to the table above, the maximum power configuration is selected as the default test configuration

No.	Test Freq Description	5G-N77-L								Power Results (dBm)
		SCS (kHz)	NR BW (MHz)	Modulation	RB allocation		NR Test Freq. (MHz)	NR Test CH.	Tune up	N77-L
1	Middle	30	10	DFT-s-OFDM PI/2 BPSK1	Inner_Full	12_6	3500.01	633334	13.20	12.95
2	Middle	30	10	DFT-s-OFDM 16QAM	Inner_Full	12_6	3500.01	633334	13.20	12.94
3	Middle	30	10	DFT-s-OFDM 64QAM	Inner_Full	12_6	3500.01	633334	13.20	12.94
4	Middle	30	10	DFT-s-OFDM 256QAM	Inner_Full	12_6	3500.01	633334	13.20	12.97
5	Middle	30	10	CP-OFDM QPSK	Inner_Full	12_6	3500.01	633334	13.20	13.03
6	Middle	30	10	CP-OFDM 16QAM	Inner_Full	12_6	3500.01	633334	13.20	12.96
7	Middle	30	10	CP-OFDM 64QAM	Inner_Full	12_6	3500.01	633334	13.20	13.01
8	Middle	30	10	CP-OFDM 256QAM	Inner_Full	12_6	3500.01	633334	13.20	12.95
9	Middle	30	10	DFT-s-OFDM QPSK	Edge_1RB_Right	1_23	3500.01	633334	13.20	12.94
10	Middle	30	10	DFT-s-OFDM QPSK	Edge_1RB_Left	1_0	3500.01	633334	13.20	12.91
11	Middle	30	10	DFT-s-OFDM QPSK	Edge_Full_Right	2_22	3500.01	633334	13.20	12.96
12	Middle	30	10	DFT-s-OFDM QPSK	Edge_Full_Left	2_0	3500.01	633334	13.20	12.95
13	Middle	30	10	DFT-s-OFDM QPSK	Inner_1RB_Right	1_22	3500.01	633334	13.20	12.98
14	Middle	30	10	DFT-s-OFDM QPSK	Inner_1RB_Left	1_1	3500.01	633334	13.20	12.95
15	Middle	30	10	DFT-s-OFDM QPSK	Outer_Full	24_0	3500.01	633334	13.20	12.94
17	Middle	30	15	DFT-s-OFDM QPSK	Inner_Full	18_9	3500.01	633334	13.20	12.91
20	Middle	30	20	DFT-s-OFDM QPSK	Inner_Full	25_12	3500.01	633334	13.20	12.89
23	Middle	30	30	DFT-s-OFDM QPSK	Inner_Full	36_18	3500.01	633334	13.20	12.94
25	High	30	40	DFT-s-OFDM QPSK	Inner_Full	50_25	3470.01	631334	13.20	12.93
27	High	30	50	DFT-s-OFDM QPSK	Inner_Full	64_32	3475.02	631668	13.20	12.91
29	Middle-5	30	60	DFT-s-OFDM QPSK	Inner_Full	81_40	3500.01	633334	13.20	12.88
30	Middle-5	30	70	DFT-s-OFDM QPSK	Inner_Full	90_45	3500.01	633334	13.20	12.90
31	Middle-5	30	80	DFT-s-OFDM QPSK	Inner_Full	108_54	3500.01	633334	13.20	12.93
32	Middle-5	30	90	DFT-s-OFDM QPSK	Inner_Full	120_60	3500.01	633334	13.20	12.89

©Copyright. All rights reserved by CTTL.

N77-L(ANT3 DSI 1/2)

No.	Test Freq Description	5G-N77-L								Power Results (dBm)
		SCS (kHz)	NR BW (MHz)	Modulation	RB allocation		NR Test Freq. (MHz)	NR Test CH.	Tune up	N77-L
1	High	30	10	DFT-s-OFDM QPSK	Inner_Full	12_6	3544.98	636332	19.70	18.42
2	Middle	30	10	DFT-s-OFDM QPSK	Inner_Full	12_6	3500.01	633334	19.70	18.50
3	Low	30	10	DFT-s-OFDM QPSK	Inner_Full	12_6	3445.01	630334	19.70	18.43
4	Middle	30	100	DFT-s-OFDM QPSK	Inner_Full	135_67	3500.01	633334	19.70	18.43

According to the table above, the maximum power configuration is selected as the default test configuration

No.	Test Freq Description	5G-N77-L								Power Results (dBm)
		SCS (kHz)	NR BW (MHz)	Modulation	RB allocation		NR Test Freq. (MHz)	NR Test CH.	Tune up	N77-L
1	Middle	30	10	DFT-s-OFDM PI/2 BPSK1	Inner_Full	12_6	3500.01	633334	19.70	18.39
2	Middle	30	10	DFT-s-OFDM 16QAM	Inner_Full	12_6	3500.01	633334	19.70	18.41
3	Middle	30	10	DFT-s-OFDM 64QAM	Inner_Full	12_6	3500.01	633334	19.70	18.37
4	Middle	30	10	DFT-s-OFDM 256QAM	Inner_Full	12_6	3500.01	633334	19.70	18.35
5	Middle	30	10	CP-OFDM QPSK	Inner_Full	12_6	3500.01	633334	19.70	18.32
6	Middle	30	10	CP-OFDM 16QAM	Inner_Full	12_6	3500.01	633334	19.70	18.43
7	Middle	30	10	CP-OFDM 64QAM	Inner_Full	12_6	3500.01	633334	19.70	18.47
8	Middle	30	10	CP-OFDM 256QAM	Inner_Full	12_6	3500.01	633334	19.70	18.48
9	Middle	30	10	DFT-s-OFDM QPSK	Edge_1RB_Right	1_23	3500.01	633334	19.70	18.44
10	Middle	30	10	DFT-s-OFDM QPSK	Edge_1RB_Left	1_0	3500.01	633334	19.70	18.47
11	Middle	30	10	DFT-s-OFDM QPSK	Edge_Full_Right	2_22	3500.01	633334	19.70	18.46
12	Middle	30	10	DFT-s-OFDM QPSK	Edge_Full_Left	2_0	3500.01	633334	19.70	18.43
13	Middle	30	10	DFT-s-OFDM QPSK	Inner_1RB_Right	1_22	3500.01	633334	19.70	18.46
14	Middle	30	10	DFT-s-OFDM QPSK	Inner_1RB_Left	1_1	3500.01	633334	19.70	18.43
15	Middle	30	10	DFT-s-OFDM QPSK	Outer_Full	24_0	3500.01	633334	19.70	17.74
17	Middle	30	15	DFT-s-OFDM QPSK	Inner_Full	18_9	3500.01	633334	19.70	18.35
20	Middle	30	20	DFT-s-OFDM QPSK	Inner_Full	25_12	3500.01	633334	19.70	18.32
23	Middle	30	30	DFT-s-OFDM QPSK	Inner_Full	36_18	3500.01	633334	19.70	18.38
25	High	30	40	DFT-s-OFDM QPSK	Inner_Full	50_25	3470.01	631334	19.70	18.37
27	High	30	50	DFT-s-OFDM QPSK	Inner_Full	64_32	3475.02	631668	19.70	18.35
29	Middle-5	30	60	DFT-s-OFDM QPSK	Inner_Full	81_40	3500.01	633334	19.70	18.31
30	Middle-5	30	70	DFT-s-OFDM QPSK	Inner_Full	90_45	3500.01	633334	19.70	18.34
31	Middle-5	30	80	DFT-s-OFDM QPSK	Inner_Full	108_54	3500.01	633334	19.70	18.37
32	Middle-5	30	90	DFT-s-OFDM QPSK	Inner_Full	120_60	3500.01	633334	19.70	18.32

©Copyright. All rights reserved by CTTL.

N77-L(ANT3 DSI 5)

No.	Test Freq Description	5G-N77-L								Power Results (dBm)
		SCS (kHz)	NR BW (MHz)	Modulation	RB allocation		NR Test Freq. (MHz)	NR Test CH.	Tune up	N77-L
1	High	30	10	DFT-s-OFDM QPSK	Inner_Full	12_6	3544.98	636332	26.20	24.96
2	Middle	30	10	DFT-s-OFDM QPSK	Inner_Full	12_6	3500.01	633334	26.20	25.04
3	Low	30	10	DFT-s-OFDM QPSK	Inner_Full	12_6	3445.01	630334	26.20	24.97
4	Middle	30	100	DFT-s-OFDM QPSK	Inner_Full	135_67	3500.01	633334	26.20	24.97

According to the table above, the maximum power configuration is selected as the default test configuration

No.	Test Freq Description	5G-N77-L								Power Results (dBm)
		SCS (kHz)	NR BW (MHz)	Modulation	RB allocation		NR Test Freq. (MHz)	NR Test CH.	Tune up	N77-L
1	Middle	30	10	DFT-s-OFDM PI/2 BPSK1	Inner_Full	12_6	3500.01	633334	26.20	24.58
2	Middle	30	10	DFT-s-OFDM 16QAM	Inner_Full	12_6	3500.01	633334	25.70	24.00
3	Middle	30	10	DFT-s-OFDM 64QAM	Inner_Full	12_6	3500.01	633334	24.20	22.45
4	Middle	30	10	DFT-s-OFDM 256QAM	Inner_Full	12_6	3500.01	633334	22.20	20.45
5	Middle	30	10	CP-OFDM QPSK	Inner_Full	12_6	3500.01	633334	25.20	23.47
6	Middle	30	10	CP-OFDM 16QAM	Inner_Full	12_6	3500.01	633334	24.70	23.08
7	Middle	30	10	CP-OFDM 64QAM	Inner_Full	12_6	3500.01	633334	23.20	21.50
8	Middle	30	10	CP-OFDM 256QAM	Inner_Full	12_6	3500.01	633334	20.20	18.52
9	Middle	30	10	DFT-s-OFDM QPSK	Edge_1RB_Right	1_23	3500.01	633334	23.20	23.08
10	Middle	30	10	DFT-s-OFDM QPSK	Edge_1RB_Left	1_0	3500.01	633334	23.20	23.04
11	Middle	30	10	DFT-s-OFDM QPSK	Edge_Full_Right	2_22	3500.01	633334	23.20	23.03
12	Middle	30	10	DFT-s-OFDM QPSK	Edge_Full_Left	2_0	3500.01	633334	23.20	23.03
13	Middle	30	10	DFT-s-OFDM QPSK	Inner_1RB_Right	1_22	3500.01	633334	26.20	25.01
14	Middle	30	10	DFT-s-OFDM QPSK	Inner_1RB_Left	1_1	3500.01	633334	26.20	24.97
15	Middle	30	10	DFT-s-OFDM QPSK	Outer_Full	24_0	3500.01	633334	25.70	24.04
17	Middle	30	15	DFT-s-OFDM QPSK	Inner_Full	18_9	3500.01	633334	26.20	24.86
20	Middle	30	20	DFT-s-OFDM QPSK	Inner_Full	25_12	3500.01	633334	26.20	24.82
23	Middle	30	30	DFT-s-OFDM QPSK	Inner_Full	36_18	3500.01	633334	26.20	24.91
25	High	30	40	DFT-s-OFDM QPSK	Inner_Full	50_25	3470.01	631334	26.20	24.89
27	High	30	50	DFT-s-OFDM QPSK	Inner_Full	64_32	3475.02	631668	26.20	24.86
29	Middle-5	30	60	DFT-s-OFDM QPSK	Inner_Full	81_40	3500.01	633334	26.20	24.81
30	Middle-5	30	70	DFT-s-OFDM QPSK	Inner_Full	90_45	3500.01	633334	26.20	24.85
31	Middle-5	30	80	DFT-s-OFDM QPSK	Inner_Full	108_54	3500.01	633334	26.20	24.89
32	Middle-5	30	90	DFT-s-OFDM QPSK	Inner_Full	120_60	3500.01	633334	26.20	24.82

©Copyright. All rights reserved by CTTL.

N77-L(ANT3 DSI 11/12)

No.	Test Freq Description	5G-N77-L								Power Results (dBm)
		SCS (kHz)	NR BW (MHz)	Modulation	RB allocation		NR Test Freq. (MHz)	NR Test CH.	Tune up	N77-L
1	High	30	10	DFT-s-OFDM QPSK	Inner_Full	12_6	3544.98	636332	10.70	9.33
2	Middle	30	10	DFT-s-OFDM QPSK	Inner_Full	12_6	3500.01	633334	10.70	9.38
3	Low	30	10	DFT-s-OFDM QPSK	Inner_Full	12_6	3445.01	630334	10.70	9.33
4	Middle	30	100	DFT-s-OFDM QPSK	Inner_Full	135_67	3500.01	633334	10.70	9.33

According to the table above, the maximum power configuration is selected as the default test configuration

No.	Test Freq Description	5G-N77-L								Power Results (dBm)
		SCS (kHz)	NR BW (MHz)	Modulation	RB allocation		NR Test Freq. (MHz)	NR Test CH.	Tune up	N77-L
1	Middle	30	10	DFT-s-OFDM PI/2 BPSK1	Inner_Full	12_6	3500.01	633334	10.70	9.31
2	Middle	30	10	DFT-s-OFDM 16QAM	Inner_Full	12_6	3500.01	633334	10.70	9.32
3	Middle	30	10	DFT-s-OFDM 64QAM	Inner_Full	12_6	3500.01	633334	10.70	9.30
4	Middle	30	10	DFT-s-OFDM 256QAM	Inner_Full	12_6	3500.01	633334	10.70	9.29
5	Middle	30	10	CP-OFDM QPSK	Inner_Full	12_6	3500.01	633334	10.70	9.28
6	Middle	30	10	CP-OFDM 16QAM	Inner_Full	12_6	3500.01	633334	10.70	9.33
7	Middle	30	10	CP-OFDM 64QAM	Inner_Full	12_6	3500.01	633334	10.70	9.35
8	Middle	30	10	CP-OFDM 256QAM	Inner_Full	12_6	3500.01	633334	10.70	9.36
9	Middle	30	10	DFT-s-OFDM QPSK	Edge_1RB_Right	1_23	3500.01	633334	10.70	9.34
10	Middle	30	10	DFT-s-OFDM QPSK	Edge_1RB_Left	1_0	3500.01	633334	10.70	9.35
11	Middle	30	10	DFT-s-OFDM QPSK	Edge_Full_Right	2_22	3500.01	633334	10.70	9.35
12	Middle	30	10	DFT-s-OFDM QPSK	Edge_Full_Left	2_0	3500.01	633334	10.70	9.33
13	Middle	30	10	DFT-s-OFDM QPSK	Inner_1RB_Right	1_22	3500.01	633334	10.70	9.35
14	Middle	30	10	DFT-s-OFDM QPSK	Inner_1RB_Left	1_1	3500.01	633334	10.70	9.33
15	Middle	30	10	DFT-s-OFDM QPSK	Outer_Full	24_0	3500.01	633334	10.70	8.99
17	Middle	30	15	DFT-s-OFDM QPSK	Inner_Full	18_9	3500.01	633334	10.70	9.29
20	Middle	30	20	DFT-s-OFDM QPSK	Inner_Full	25_12	3500.01	633334	10.70	9.28
23	Middle	30	30	DFT-s-OFDM QPSK	Inner_Full	36_18	3500.01	633334	10.70	9.31
25	High	30	40	DFT-s-OFDM QPSK	Inner_Full	50_25	3470.01	631334	10.70	9.30
27	High	30	50	DFT-s-OFDM QPSK	Inner_Full	64_32	3475.02	631668	10.70	9.29
29	Middle-5	30	60	DFT-s-OFDM QPSK	Inner_Full	81_40	3500.01	633334	10.70	9.27
30	Middle-5	30	70	DFT-s-OFDM QPSK	Inner_Full	90_45	3500.01	633334	10.70	9.29
31	Middle-5	30	80	DFT-s-OFDM QPSK	Inner_Full	108_54	3500.01	633334	10.70	9.30
32	Middle-5	30	90	DFT-s-OFDM QPSK	Inner_Full	120_60	3500.01	633334	10.70	9.28

©Copyright. All rights reserved by CTTL.

N77-L(ANT3 DSI 13)

No.	Test Freq Description	5G-N77-L								Power Results (dBm)
		SCS (kHz)	NR BW (MHz)	Modulation	RB allocation		NR Test Freq. (MHz)	NR Test CH.	Tune up	N77-L
1	High	30	10	DFT-s-OFDM QPSK	Inner_Full	12_6	3544.98	636332	26.70	25.31
2	Middle	30	10	DFT-s-OFDM QPSK	Inner_Full	12_6	3500.01	633334	26.70	25.42
3	Low	30	10	DFT-s-OFDM QPSK	Inner_Full	12_6	3445.01	630334	26.70	25.33
4	Middle	30	100	DFT-s-OFDM QPSK	Inner_Full	135_67	3500.01	633334	26.70	25.38

According to the table above, the maximum power configuration is selected as the default test configuration

No.	Test Freq Description	5G-N77-L								Power Results (dBm)
		SCS (kHz)	NR BW (MHz)	Modulation	RB allocation		NR Test Freq. (MHz)	NR Test CH.	Tune up	N77-L
1	Middle	30	10	DFT-s-OFDM PI/2 BPSK1	Inner_Full	12_6	3500.01	633334	26.70	25.17
2	Middle	30	10	DFT-s-OFDM 16QAM	Inner_Full	12_6	3500.01	633334	25.70	24.41
3	Middle	30	10	DFT-s-OFDM 64QAM	Inner_Full	12_6	3500.01	633334	24.20	22.87
4	Middle	30	10	DFT-s-OFDM 256QAM	Inner_Full	12_6	3500.01	633334	22.20	20.88
5	Middle	30	10	CP-OFDM QPSK	Inner_Full	12_6	3500.01	633334	25.20	23.89
6	Middle	30	10	CP-OFDM 16QAM	Inner_Full	12_6	3500.01	633334	24.70	23.50
7	Middle	30	10	CP-OFDM 64QAM	Inner_Full	12_6	3500.01	633334	23.20	21.92
8	Middle	30	10	CP-OFDM 256QAM	Inner_Full	12_6	3500.01	633334	20.20	18.95
9	Middle	30	10	DFT-s-OFDM QPSK	Edge_1RB_Right	1_23	3500.01	633334	23.20	23.09
10	Middle	30	10	DFT-s-OFDM QPSK	Edge_1RB_Left	1_0	3500.01	633334	23.20	23.05
11	Middle	30	10	DFT-s-OFDM QPSK	Edge_Full_Right	2_22	3500.01	633334	23.20	23.03
12	Middle	30	10	DFT-s-OFDM QPSK	Edge_Full_Left	2_0	3500.01	633334	23.20	23.04
13	Middle	30	10	DFT-s-OFDM QPSK	Inner_1RB_Right	1_22	3500.01	633334	26.70	25.42
14	Middle	30	10	DFT-s-OFDM QPSK	Inner_1RB_Left	1_1	3500.01	633334	26.70	25.38
15	Middle	30	10	DFT-s-OFDM QPSK	Outer_Full	24_0	3500.01	633334	25.70	24.45
17	Middle	30	15	DFT-s-OFDM QPSK	Inner_Full	18_9	3500.01	633334	26.70	25.32
20	Middle	30	20	DFT-s-OFDM QPSK	Inner_Full	25_12	3500.01	633334	26.70	25.28
23	Middle	30	30	DFT-s-OFDM QPSK	Inner_Full	36_18	3500.01	633334	26.70	25.37
25	High	30	40	DFT-s-OFDM QPSK	Inner_Full	50_25	3470.01	631334	26.70	25.35
27	High	30	50	DFT-s-OFDM QPSK	Inner_Full	64_32	3475.02	631668	26.70	25.32
29	Middle-5	30	60	DFT-s-OFDM QPSK	Inner_Full	81_40	3500.01	633334	26.70	25.37
30	Middle-5	30	70	DFT-s-OFDM QPSK	Inner_Full	90_45	3500.01	633334	26.70	25.31
31	Middle-5	30	80	DFT-s-OFDM QPSK	Inner_Full	108_54	3500.01	633334	26.70	25.35
32	Middle-5	30	90	DFT-s-OFDM QPSK	Inner_Full	120_60	3500.01	633334	26.70	25.35

©Copyright. All rights reserved by CTTL.

N77-L(ANT0 DSI 1/2)

No.	Test Freq Description	5G-N77-L								Power Results (dBm)
		SCS (kHz)	NR BW (MHz)	Modulation	RB allocation		NR Test Freq. (MHz)	NR Test CH.	Tune up	N77-L
1	High	30	10	DFT-s-OFDM QPSK	Inner_Full	12_6	3544.98	636332	23.20	21.70
2	Middle	30	10	DFT-s-OFDM QPSK	Inner_Full	12_6	3500.01	633334	23.20	21.82
3	Low	30	10	DFT-s-OFDM QPSK	Inner_Full	12_6	3445.01	630334	23.20	21.71
4	Middle	30	100	DFT-s-OFDM QPSK	Inner_Full	135_67	3500.01	633334	23.20	21.76

According to the table above, the maximum power configuration is selected as the default test configuration

No.	Test Freq Description	5G-N77-L								Power Results (dBm)
		SCS (kHz)	NR BW (MHz)	Modulation	RB allocation		NR Test Freq. (MHz)	NR Test CH.	Tune up	N77-L
1	Middle	30	10	DFT-s-OFDM PI/2 BPSK1	Inner_Full	12_6	3500.01	633334	23.20	21.80
2	Middle	30	10	DFT-s-OFDM 16QAM	Inner_Full	12_6	3500.01	633334	23.20	21.79
3	Middle	30	10	DFT-s-OFDM 64QAM	Inner_Full	12_6	3500.01	633334	23.20	21.74
4	Middle	30	10	DFT-s-OFDM 256QAM	Inner_Full	12_6	3500.01	633334	22.20	20.32
5	Middle	30	10	CP-OFDM QPSK	Inner_Full	12_6	3500.01	633334	23.20	21.80
6	Middle	30	10	CP-OFDM 16QAM	Inner_Full	12_6	3500.01	633334	23.20	21.71
7	Middle	30	10	CP-OFDM 64QAM	Inner_Full	12_6	3500.01	633334	23.20	21.32
8	Middle	30	10	CP-OFDM 256QAM	Inner_Full	12_6	3500.01	633334	20.20	18.33
9	Middle	30	10	DFT-s-OFDM QPSK	Edge_1RB_Right	1_23	3500.01	633334	23.20	21.78
10	Middle	30	10	DFT-s-OFDM QPSK	Edge_1RB_Left	1_0	3500.01	633334	23.20	21.76
11	Middle	30	10	DFT-s-OFDM QPSK	Edge_Full_Right	2_22	3500.01	633334	23.20	21.72
12	Middle	30	10	DFT-s-OFDM QPSK	Edge_Full_Left	2_0	3500.01	633334	23.20	21.77
13	Middle	30	10	DFT-s-OFDM QPSK	Inner_1RB_Right	1_22	3500.01	633334	23.20	21.78
14	Middle	30	10	DFT-s-OFDM QPSK	Inner_1RB_Left	1_1	3500.01	633334	23.20	21.78
15	Middle	30	10	DFT-s-OFDM QPSK	Outer_Full	24_0	3500.01	633334	23.20	21.37
17	Middle	30	15	DFT-s-OFDM QPSK	Inner_Full	18_9	3500.01	633334	23.20	21.76
20	Middle	30	20	DFT-s-OFDM QPSK	Inner_Full	25_12	3500.01	633334	23.20	21.72
23	Middle	30	30	DFT-s-OFDM QPSK	Inner_Full	36_18	3500.01	633334	23.20	21.80
25	High	30	40	DFT-s-OFDM QPSK	Inner_Full	50_25	3470.01	631334	23.20	21.78
27	High	30	50	DFT-s-OFDM QPSK	Inner_Full	64_32	3475.02	631668	23.20	21.76
29	Middle-5	30	60	DFT-s-OFDM QPSK	Inner_Full	81_40	3500.01	633334	23.20	21.80
30	Middle-5	30	70	DFT-s-OFDM QPSK	Inner_Full	90_45	3500.01	633334	23.20	21.75
31	Middle-5	30	80	DFT-s-OFDM QPSK	Inner_Full	108_54	3500.01	633334	23.20	21.78
32	Middle-5	30	90	DFT-s-OFDM QPSK	Inner_Full	120_60	3500.01	633334	23.20	21.72

©Copyright. All rights reserved by CTTL.

N77-L(ANT0 DSI 5)

No.	Test Freq Description	5G-N77-L								Power Results (dBm)
		SCS (kHz)	NR BW (MHz)	Modulation	RB allocation		NR Test Freq. (MHz)	NR Test CH.	Tune up	N77-L
1	High	30	10	DFT-s-OFDM QPSK	Inner_Full	12_6	3544.98	636332	25.20	23.85
2	Middle	30	10	DFT-s-OFDM QPSK	Inner_Full	12_6	3500.01	633334	25.20	23.98
3	Low	30	10	DFT-s-OFDM QPSK	Inner_Full	12_6	3445.01	630334	25.20	23.87
4	Middle	30	100	DFT-s-OFDM QPSK	Inner_Full	135_67	3500.01	633334	25.20	23.91

According to the table above, the maximum power configuration is selected as the default test configuration

No.	Test Freq Description	5G-N77-L								Power Results (dBm)
		SCS (kHz)	NR BW (MHz)	Modulation	RB allocation		NR Test Freq. (MHz)	NR Test CH.	Tune up	N77-L
1	Middle	30	10	DFT-s-OFDM PI/2 BPSK1	Inner_Full	12_6	3500.01	633334	25.20	23.92
2	Middle	30	10	DFT-s-OFDM 16QAM	Inner_Full	12_6	3500.01	633334	25.20	23.94
3	Middle	30	10	DFT-s-OFDM 64QAM	Inner_Full	12_6	3500.01	633334	24.20	22.45
4	Middle	30	10	DFT-s-OFDM 256QAM	Inner_Full	12_6	3500.01	633334	22.20	20.43
5	Middle	30	10	CP-OFDM QPSK	Inner_Full	12_6	3500.01	633334	25.20	23.40
6	Middle	30	10	CP-OFDM 16QAM	Inner_Full	12_6	3500.01	633334	24.70	23.04
7	Middle	30	10	CP-OFDM 64QAM	Inner_Full	12_6	3500.01	633334	23.20	21.48
8	Middle	30	10	CP-OFDM 256QAM	Inner_Full	12_6	3500.01	633334	20.20	18.53
9	Middle	30	10	DFT-s-OFDM QPSK	Edge_1RB_Right	1_23	3500.01	633334	23.20	22.90
10	Middle	30	10	DFT-s-OFDM QPSK	Edge_1RB_Left	1_0	3500.01	633334	23.20	22.91
11	Middle	30	10	DFT-s-OFDM QPSK	Edge_Full_Right	2_22	3500.01	633334	23.20	22.97
12	Middle	30	10	DFT-s-OFDM QPSK	Edge_Full_Left	2_0	3500.01	633334	23.20	22.96
13	Middle	30	10	DFT-s-OFDM QPSK	Inner_1RB_Right	1_22	3500.01	633334	25.20	23.97
14	Middle	30	10	DFT-s-OFDM QPSK	Inner_1RB_Left	1_1	3500.01	633334	25.20	23.99
15	Middle	30	10	DFT-s-OFDM QPSK	Outer_Full	24_0	3500.01	633334	25.20	23.92
17	Middle	30	15	DFT-s-OFDM QPSK	Inner_Full	18_9	3500.01	633334	25.20	23.91
20	Middle	30	20	DFT-s-OFDM QPSK	Inner_Full	25_12	3500.01	633334	25.20	23.88
23	Middle	30	30	DFT-s-OFDM QPSK	Inner_Full	36_18	3500.01	633334	25.20	23.96
25	High	30	40	DFT-s-OFDM QPSK	Inner_Full	50_25	3470.01	631334	25.20	23.94
27	High	30	50	DFT-s-OFDM QPSK	Inner_Full	64_32	3475.02	631668	25.20	23.91
29	Middle-5	30	60	DFT-s-OFDM QPSK	Inner_Full	81_40	3500.01	633334	25.20	23.96
30	Middle-5	30	70	DFT-s-OFDM QPSK	Inner_Full	90_45	3500.01	633334	25.20	23.90
31	Middle-5	30	80	DFT-s-OFDM QPSK	Inner_Full	108_54	3500.01	633334	25.20	23.94
32	Middle-5	30	90	DFT-s-OFDM QPSK	Inner_Full	120_60	3500.01	633334	25.20	23.88

©Copyright. All rights reserved by CTTL.

N77-L(ANT0 DSI 11/12)

No.	Test Freq Description	5G-N77-L								Power Results (dBm)
		SCS (kHz)	NR BW (MHz)	Modulation	RB allocation		NR Test Freq. (MHz)	NR Test CH.	Tune up	N77-L
1	High	30	10	DFT-s-OFDM QPSK	Inner_Full	12_6	3544.98	636332	13.70	12.18
2	Middle	30	10	DFT-s-OFDM QPSK	Inner_Full	12_6	3500.01	633334	13.70	12.25
3	Low	30	10	DFT-s-OFDM QPSK	Inner_Full	12_6	3445.01	630334	13.70	12.18
4	Middle	30	100	DFT-s-OFDM QPSK	Inner_Full	135_67	3500.01	633334	13.70	12.21

According to the table above, the maximum power configuration is selected as the default test configuration

No.	Test Freq Description	5G-N77-L								Power Results (dBm)
		SCS (kHz)	NR BW (MHz)	Modulation	RB allocation		NR Test Freq. (MHz)	NR Test CH.	Tune up	N77-L
1	Middle	30	10	DFT-s-OFDM PI/2 BPSK1	Inner_Full	12_6	3500.01	633334	13.70	12.24
2	Middle	30	10	DFT-s-OFDM 16QAM	Inner_Full	12_6	3500.01	633334	13.70	12.23
3	Middle	30	10	DFT-s-OFDM 64QAM	Inner_Full	12_6	3500.01	633334	13.70	12.20
4	Middle	30	10	DFT-s-OFDM 256QAM	Inner_Full	12_6	3500.01	633334	13.70	12.24
5	Middle	30	10	CP-OFDM QPSK	Inner_Full	12_6	3500.01	633334	13.70	12.24
6	Middle	30	10	CP-OFDM 16QAM	Inner_Full	12_6	3500.01	633334	13.70	12.18
7	Middle	30	10	CP-OFDM 64QAM	Inner_Full	12_6	3500.01	633334	13.70	12.24
8	Middle	30	10	CP-OFDM 256QAM	Inner_Full	12_6	3500.01	633334	13.70	12.14
9	Middle	30	10	DFT-s-OFDM QPSK	Edge_1RB_Right	1_23	3500.01	633334	13.70	12.23
10	Middle	30	10	DFT-s-OFDM QPSK	Edge_1RB_Left	1_0	3500.01	633334	13.70	12.21
11	Middle	30	10	DFT-s-OFDM QPSK	Edge_Full_Right	2_22	3500.01	633334	13.70	12.19
12	Middle	30	10	DFT-s-OFDM QPSK	Edge_Full_Left	2_0	3500.01	633334	13.70	12.22
13	Middle	30	10	DFT-s-OFDM QPSK	Inner_1RB_Right	1_22	3500.01	633334	13.70	12.23
14	Middle	30	10	DFT-s-OFDM QPSK	Inner_1RB_Left	1_1	3500.01	633334	13.70	12.23
15	Middle	30	10	DFT-s-OFDM QPSK	Outer_Full	24_0	3500.01	633334	13.70	12.24
17	Middle	30	15	DFT-s-OFDM QPSK	Inner_Full	18_9	3500.01	633334	13.70	12.21
20	Middle	30	20	DFT-s-OFDM QPSK	Inner_Full	25_12	3500.01	633334	13.70	12.19
23	Middle	30	30	DFT-s-OFDM QPSK	Inner_Full	36_18	3500.01	633334	13.70	12.24
25	High	30	40	DFT-s-OFDM QPSK	Inner_Full	50_25	3470.01	631334	13.70	12.23
27	High	30	50	DFT-s-OFDM QPSK	Inner_Full	64_32	3475.02	631668	13.70	12.21
29	Middle-5	30	60	DFT-s-OFDM QPSK	Inner_Full	81_40	3500.01	633334	13.70	12.24
30	Middle-5	30	70	DFT-s-OFDM QPSK	Inner_Full	90_45	3500.01	633334	13.70	12.21
31	Middle-5	30	80	DFT-s-OFDM QPSK	Inner_Full	108_54	3500.01	633334	13.70	12.23
32	Middle-5	30	90	DFT-s-OFDM QPSK	Inner_Full	120_60	3500.01	633334	13.70	12.19

©Copyright. All rights reserved by CTTL.

N77-L(ANT0 DSI 13)

No.	Test Freq Description	5G-N77-L								Power Results (dBm)
		SCS (kHz)	NR BW (MHz)	Modulation	RB allocation		NR Test Freq. (MHz)	NR Test CH.	Tune up	N77-L
1	High	30	10	DFT-s-OFDM QPSK	Inner_Full	12_6	3544.98	636332	23.70	22.20
2	Middle	30	10	DFT-s-OFDM QPSK	Inner_Full	12_6	3500.01	633334	23.70	22.32
3	Low	30	10	DFT-s-OFDM QPSK	Inner_Full	12_6	3445.01	630334	23.70	22.21
4	Middle	30	100	DFT-s-OFDM QPSK	Inner_Full	135_67	3500.01	633334	23.70	22.26

According to the table above, the maximum power configuration is selected as the default test configuration

No.	Test Freq Description	5G-N77-L								Power Results (dBm)
		SCS (kHz)	NR BW (MHz)	Modulation	RB allocation		NR Test Freq. (MHz)	NR Test CH.	Tune up	N77-L
1	Middle	30	10	DFT-s-OFDM PI/2 BPSK1	Inner_Full	12_6	3500.01	633334	23.70	22.30
2	Middle	30	10	DFT-s-OFDM 16QAM	Inner_Full	12_6	3500.01	633334	23.70	22.29
3	Middle	30	10	DFT-s-OFDM 64QAM	Inner_Full	12_6	3500.01	633334	23.70	22.24
4	Middle	30	10	DFT-s-OFDM 256QAM	Inner_Full	12_6	3500.01	633334	22.20	20.82
5	Middle	30	10	CP-OFDM QPSK	Inner_Full	12_6	3500.01	633334	23.70	22.30
6	Middle	30	10	CP-OFDM 16QAM	Inner_Full	12_6	3500.01	633334	23.70	22.21
7	Middle	30	10	CP-OFDM 64QAM	Inner_Full	12_6	3500.01	633334	23.20	21.82
8	Middle	30	10	CP-OFDM 256QAM	Inner_Full	12_6	3500.01	633334	20.20	18.83
9	Middle	30	10	DFT-s-OFDM QPSK	Edge_1RB_Right	1_23	3500.01	633334	23.20	22.28
10	Middle	30	10	DFT-s-OFDM QPSK	Edge_1RB_Left	1_0	3500.01	633334	23.20	22.26
11	Middle	30	10	DFT-s-OFDM QPSK	Edge_Full_Right	2_22	3500.01	633334	23.20	22.22
12	Middle	30	10	DFT-s-OFDM QPSK	Edge_Full_Left	2_0	3500.01	633334	23.20	22.27
13	Middle	30	10	DFT-s-OFDM QPSK	Inner_1RB_Right	1_22	3500.01	633334	23.70	22.28
14	Middle	30	10	DFT-s-OFDM QPSK	Inner_1RB_Left	1_1	3500.01	633334	23.70	22.28
15	Middle	30	10	DFT-s-OFDM QPSK	Outer_Full	24_0	3500.01	633334	23.70	21.87
17	Middle	30	15	DFT-s-OFDM QPSK	Inner_Full	18_9	3500.01	633334	23.70	22.26
20	Middle	30	20	DFT-s-OFDM QPSK	Inner_Full	25_12	3500.01	633334	23.70	22.22
23	Middle	30	30	DFT-s-OFDM QPSK	Inner_Full	36_18	3500.01	633334	23.70	22.30
25	High	30	40	DFT-s-OFDM QPSK	Inner_Full	50_25	3470.01	631334	23.70	22.28
27	High	30	50	DFT-s-OFDM QPSK	Inner_Full	64_32	3475.02	631668	23.70	22.26
29	Middle-5	30	60	DFT-s-OFDM QPSK	Inner_Full	81_40	3500.01	633334	23.70	22.30
30	Middle-5	30	70	DFT-s-OFDM QPSK	Inner_Full	90_45	3500.01	633334	23.70	22.25
31	Middle-5	30	80	DFT-s-OFDM QPSK	Inner_Full	108_54	3500.01	633334	23.70	22.28
32	Middle-5	30	90	DFT-s-OFDM QPSK	Inner_Full	120_60	3500.01	633334	23.70	22.22

©Copyright. All rights reserved by CTTL.

N77-L(ANT7 DSI 1)

No.	Test Freq Description	5G-N77-L								Power Results (dBm)
		SCS (kHz)	NR BW (MHz)	Modulation	RB allocation		NR Test Freq. (MHz)	NR Test CH.	Tune up	N77-L
1	High	30	10	DFT-s-OFDM QPSK	Inner_Full	12_6	3544.98	636332	20.00	18.82
2	Middle	30	10	DFT-s-OFDM QPSK	Inner_Full	12_6	3500.01	633334	20.00	18.92
3	Low	30	10	DFT-s-OFDM QPSK	Inner_Full	12_6	3445.01	630334	20.00	18.82
4	Middle	30	100	DFT-s-OFDM QPSK	Inner_Full	135_67	3500.01	633334	20.00	18.86

According to the table above, the maximum power configuration is selected as the default test configuration

No.	Test Freq Description	5G-N77-L								Power Results (dBm)
		SCS (kHz)	NR BW (MHz)	Modulation	RB allocation		NR Test Freq. (MHz)	NR Test CH.	Tune up	N77-L
1	Middle	30	10	DFT-s-OFDM PI/2 BPSK1	Inner_Full	12_6	3500.01	633334	20.00	18.87
2	Middle	30	10	DFT-s-OFDM 16QAM	Inner_Full	12_6	3500.01	633334	20.00	18.88
3	Middle	30	10	DFT-s-OFDM 64QAM	Inner_Full	12_6	3500.01	633334	20.00	18.89
4	Middle	30	10	DFT-s-OFDM 256QAM	Inner_Full	12_6	3500.01	633334	20.00	18.63
5	Middle	30	10	CP-OFDM QPSK	Inner_Full	12_6	3500.01	633334	20.00	18.85
6	Middle	30	10	CP-OFDM 16QAM	Inner_Full	12_6	3500.01	633334	20.00	18.83
7	Middle	30	10	CP-OFDM 64QAM	Inner_Full	12_6	3500.01	633334	20.00	18.54
8	Middle	30	10	CP-OFDM 256QAM	Inner_Full	12_6	3500.01	633334	18.00	16.67
9	Middle	30	10	DFT-s-OFDM QPSK	Edge_1RB_Right	1_23	3500.01	633334	20.00	18.89
10	Middle	30	10	DFT-s-OFDM QPSK	Edge_1RB_Left	1_0	3500.01	633334	20.00	18.88
11	Middle	30	10	DFT-s-OFDM QPSK	Edge_Full_Right	2_22	3500.01	633334	20.00	18.86
12	Middle	30	10	DFT-s-OFDM QPSK	Edge_Full_Left	2_0	3500.01	633334	20.00	18.91
13	Middle	30	10	DFT-s-OFDM QPSK	Inner_1RB_Right	1_22	3500.01	633334	20.00	18.90
14	Middle	30	10	DFT-s-OFDM QPSK	Inner_1RB_Left	1_1	3500.01	633334	20.00	18.86
15	Middle	30	10	DFT-s-OFDM QPSK	Outer_Full	24_0	3500.01	633334	20.00	18.90
17	Middle	30	15	DFT-s-OFDM QPSK	Inner_Full	18_9	3500.01	633334	20.00	18.84
20	Middle	30	20	DFT-s-OFDM QPSK	Inner_Full	25_12	3500.01	633334	20.00	18.82
23	Middle	30	30	DFT-s-OFDM QPSK	Inner_Full	36_18	3500.01	633334	20.00	18.88
25	High	30	40	DFT-s-OFDM QPSK	Inner_Full	50_25	3470.01	631334	20.00	18.87
27	High	30	50	DFT-s-OFDM QPSK	Inner_Full	64_32	3475.02	631668	20.00	18.84
29	Middle-5	30	60	DFT-s-OFDM QPSK	Inner_Full	81_40	3500.01	633334	20.00	18.88
30	Middle-5	30	70	DFT-s-OFDM QPSK	Inner_Full	90_45	3500.01	633334	20.00	18.84
31	Middle-5	30	80	DFT-s-OFDM QPSK	Inner_Full	108_54	3500.01	633334	20.00	18.87
32	Middle-5	30	90	DFT-s-OFDM QPSK	Inner_Full	120_60	3500.01	633334	20.00	18.82

©Copyright. All rights reserved by CTTL.

N77-L(ANT7 DSI 2)

No.	Test Freq Description	5G-N77-L								Power Results (dBm)
		SCS (kHz)	NR BW (MHz)	Modulation	RB allocation		NR Test Freq. (MHz)	NR Test CH.	Tune up	N77-L
1	High	30	10	DFT-s-OFDM QPSK	Inner_Full	12_6	3544.98	636332	18.00	16.80
2	Middle	30	10	DFT-s-OFDM QPSK	Inner_Full	12_6	3500.01	633334	18.00	16.89
3	Low	30	10	DFT-s-OFDM QPSK	Inner_Full	12_6	3445.01	630334	18.00	16.80
4	Middle	30	100	DFT-s-OFDM QPSK	Inner_Full	135_67	3500.01	633334	18.00	16.84

According to the table above, the maximum power configuration is selected as the default test configuration

No.	Test Freq Description	5G-N77-L								Power Results (dBm)
		SCS (kHz)	NR BW (MHz)	Modulation	RB allocation		NR Test Freq. (MHz)	NR Test CH.	Tune up	N77-L
1	Middle	30	10	DFT-s-OFDM PI/2 BPSK1	Inner_Full	12_6	3500.01	633334	18.00	16.85
2	Middle	30	10	DFT-s-OFDM 16QAM	Inner_Full	12_6	3500.01	633334	18.00	16.86
3	Middle	30	10	DFT-s-OFDM 64QAM	Inner_Full	12_6	3500.01	633334	18.00	16.86
4	Middle	30	10	DFT-s-OFDM 256QAM	Inner_Full	12_6	3500.01	633334	18.00	16.80
5	Middle	30	10	CP-OFDM QPSK	Inner_Full	12_6	3500.01	633334	18.00	16.83
6	Middle	30	10	CP-OFDM 16QAM	Inner_Full	12_6	3500.01	633334	18.00	16.81
7	Middle	30	10	CP-OFDM 64QAM	Inner_Full	12_6	3500.01	633334	18.00	16.55
8	Middle	30	10	CP-OFDM 256QAM	Inner_Full	12_6	3500.01	633334	18.00	16.60
9	Middle	30	10	DFT-s-OFDM QPSK	Edge_1RB_Right	1_23	3500.01	633334	18.00	16.86
10	Middle	30	10	DFT-s-OFDM QPSK	Edge_1RB_Left	1_0	3500.01	633334	18.00	16.86
11	Middle	30	10	DFT-s-OFDM QPSK	Edge_Full_Right	2_22	3500.01	633334	18.00	16.84
12	Middle	30	10	DFT-s-OFDM QPSK	Edge_Full_Left	2_0	3500.01	633334	18.00	16.88
13	Middle	30	10	DFT-s-OFDM QPSK	Inner_1RB_Right	1_22	3500.01	633334	18.00	16.87
14	Middle	30	10	DFT-s-OFDM QPSK	Inner_1RB_Left	1_1	3500.01	633334	18.00	16.84
15	Middle	30	10	DFT-s-OFDM QPSK	Outer_Full	24_0	3500.01	633334	18.00	16.87
17	Middle	30	15	DFT-s-OFDM QPSK	Inner_Full	18_9	3500.01	633334	18.00	16.82
20	Middle	30	20	DFT-s-OFDM QPSK	Inner_Full	25_12	3500.01	633334	18.00	16.80
23	Middle	30	30	DFT-s-OFDM QPSK	Inner_Full	36_18	3500.01	633334	18.00	16.86
25	High	30	40	DFT-s-OFDM QPSK	Inner_Full	50_25	3470.01	631334	18.00	16.85
27	High	30	50	DFT-s-OFDM QPSK	Inner_Full	64_32	3475.02	631668	18.00	16.82
29	Middle-5	30	60	DFT-s-OFDM QPSK	Inner_Full	81_40	3500.01	633334	18.00	16.86
30	Middle-5	30	70	DFT-s-OFDM QPSK	Inner_Full	90_45	3500.01	633334	18.00	16.82
31	Middle-5	30	80	DFT-s-OFDM QPSK	Inner_Full	108_54	3500.01	633334	18.00	16.85
32	Middle-5	30	90	DFT-s-OFDM QPSK	Inner_Full	120_60	3500.01	633334	18.00	16.80

©Copyright. All rights reserved by CTTL.

N77-L(ANT7 DSI 5)

No.	Test Freq Description	5G-N77-L								Power Results (dBm)
		SCS (kHz)	NR BW (MHz)	Modulation	RB allocation		NR Test Freq. (MHz)	NR Test CH.	Tune up	N77-L
1	High	30	10	DFT-s-OFDM QPSK	Inner_Full	12_6	3544.98	636332	21.00	19.82
2	Middle	30	10	DFT-s-OFDM QPSK	Inner_Full	12_6	3500.01	633334	21.00	19.93
3	Low	30	10	DFT-s-OFDM QPSK	Inner_Full	12_6	3445.01	630334	21.00	19.82
4	Middle	30	100	DFT-s-OFDM QPSK	Inner_Full	135_67	3500.01	633334	21.00	19.87

According to the table above, the maximum power configuration is selected as the default test configuration

No.	Test Freq Description	5G-N77-L								Power Results (dBm)
		SCS (kHz)	NR BW (MHz)	Modulation	RB allocation		NR Test Freq. (MHz)	NR Test CH.	Tune up	N77-L
1	Middle	30	10	DFT-s-OFDM PI/2 BPSK1	Inner_Full	12_6	3500.01	633334	21.00	19.88
2	Middle	30	10	DFT-s-OFDM 16QAM	Inner_Full	12_6	3500.01	633334	21.00	19.89
3	Middle	30	10	DFT-s-OFDM 64QAM	Inner_Full	12_6	3500.01	633334	21.00	19.90
4	Middle	30	10	DFT-s-OFDM 256QAM	Inner_Full	12_6	3500.01	633334	20.00	18.57
5	Middle	30	10	CP-OFDM QPSK	Inner_Full	12_6	3500.01	633334	21.00	19.86
6	Middle	30	10	CP-OFDM 16QAM	Inner_Full	12_6	3500.01	633334	21.00	19.83
7	Middle	30	10	CP-OFDM 64QAM	Inner_Full	12_6	3500.01	633334	21.00	19.53
8	Middle	30	10	CP-OFDM 256QAM	Inner_Full	12_6	3500.01	633334	18.00	16.70
9	Middle	30	10	DFT-s-OFDM QPSK	Edge_1RB_Right	1_23	3500.01	633334	21.00	19.90
10	Middle	30	10	DFT-s-OFDM QPSK	Edge_1RB_Left	1_0	3500.01	633334	21.00	19.89
11	Middle	30	10	DFT-s-OFDM QPSK	Edge_Full_Right	2_22	3500.01	633334	21.00	19.87
12	Middle	30	10	DFT-s-OFDM QPSK	Edge_Full_Left	2_0	3500.01	633334	21.00	19.92
13	Middle	30	10	DFT-s-OFDM QPSK	Inner_1RB_Right	1_22	3500.01	633334	21.00	19.91
14	Middle	30	10	DFT-s-OFDM QPSK	Inner_1RB_Left	1_1	3500.01	633334	21.00	19.87
15	Middle	30	10	DFT-s-OFDM QPSK	Outer_Full	24_0	3500.01	633334	21.00	19.91
17	Middle	30	15	DFT-s-OFDM QPSK	Inner_Full	18_9	3500.01	633334	21.00	19.85
20	Middle	30	20	DFT-s-OFDM QPSK	Inner_Full	25_12	3500.01	633334	21.00	19.82
23	Middle	30	30	DFT-s-OFDM QPSK	Inner_Full	36_18	3500.01	633334	21.00	19.89
25	High	30	40	DFT-s-OFDM QPSK	Inner_Full	50_25	3470.01	631334	21.00	19.88
27	High	30	50	DFT-s-OFDM QPSK	Inner_Full	64_32	3475.02	631668	21.00	19.85
29	Middle-5	30	60	DFT-s-OFDM QPSK	Inner_Full	81_40	3500.01	633334	21.00	19.89
30	Middle-5	30	70	DFT-s-OFDM QPSK	Inner_Full	90_45	3500.01	633334	21.00	19.85
31	Middle-5	30	80	DFT-s-OFDM QPSK	Inner_Full	108_54	3500.01	633334	21.00	19.88
32	Middle-5	30	90	DFT-s-OFDM QPSK	Inner_Full	120_60	3500.01	633334	21.00	19.82

©Copyright. All rights reserved by CTTL.

N77-L(ANT7 DSI 11/12)

No.	Test Freq Description	5G-N77-L								Power Results (dBm)
		SCS (kHz)	NR BW (MHz)	Modulation	RB allocation		NR Test Freq. (MHz)	NR Test CH.	Tune up	N77-L
1	High	30	10	DFT-s-OFDM QPSK	Inner_Full	12_6	3544.98	636332	8.50	7.34
2	Middle	30	10	DFT-s-OFDM QPSK	Inner_Full	12_6	3500.01	633334	8.50	7.38
3	Low	30	10	DFT-s-OFDM QPSK	Inner_Full	12_6	3445.01	630334	8.50	7.34
4	Middle	30	100	DFT-s-OFDM QPSK	Inner_Full	135_67	3500.01	633334	8.50	7.36

According to the table above, the maximum power configuration is selected as the default test configuration

No.	Test Freq Description	5G-N77-L								Power Results (dBm)
		SCS (kHz)	NR BW (MHz)	Modulation	RB allocation		NR Test Freq. (MHz)	NR Test CH.	Tune up	N77-L
1	Middle	30	10	DFT-s-OFDM PI/2 BPSK1	Inner_Full	12_6	3500.01	633334	8.50	7.36
2	Middle	30	10	DFT-s-OFDM 16QAM	Inner_Full	12_6	3500.01	633334	8.50	7.37
3	Middle	30	10	DFT-s-OFDM 64QAM	Inner_Full	12_6	3500.01	633334	8.50	7.37
4	Middle	30	10	DFT-s-OFDM 256QAM	Inner_Full	12_6	3500.01	633334	8.50	7.33
5	Middle	30	10	CP-OFDM QPSK	Inner_Full	12_6	3500.01	633334	8.50	7.35
6	Middle	30	10	CP-OFDM 16QAM	Inner_Full	12_6	3500.01	633334	8.50	7.34
7	Middle	30	10	CP-OFDM 64QAM	Inner_Full	12_6	3500.01	633334	8.50	7.28
8	Middle	30	10	CP-OFDM 256QAM	Inner_Full	12_6	3500.01	633334	8.50	7.33
9	Middle	30	10	DFT-s-OFDM QPSK	Edge_1RB_Right	1_23	3500.01	633334	8.50	7.37
10	Middle	30	10	DFT-s-OFDM QPSK	Edge_1RB_Left	1_0	3500.01	633334	8.50	7.37
11	Middle	30	10	DFT-s-OFDM QPSK	Edge_Full_Right	2_22	3500.01	633334	8.50	7.36
12	Middle	30	10	DFT-s-OFDM QPSK	Edge_Full_Left	2_0	3500.01	633334	8.50	7.38
13	Middle	30	10	DFT-s-OFDM QPSK	Inner_1RB_Right	1_22	3500.01	633334	8.50	7.37
14	Middle	30	10	DFT-s-OFDM QPSK	Inner_1RB_Left	1_1	3500.01	633334	8.50	7.36
15	Middle	30	10	DFT-s-OFDM QPSK	Outer_Full	24_0	3500.01	633334	8.50	7.37
17	Middle	30	15	DFT-s-OFDM QPSK	Inner_Full	18_9	3500.01	633334	8.50	7.35
20	Middle	30	20	DFT-s-OFDM QPSK	Inner_Full	25_12	3500.01	633334	8.50	7.34
23	Middle	30	30	DFT-s-OFDM QPSK	Inner_Full	36_18	3500.01	633334	8.50	7.37
25	High	30	40	DFT-s-OFDM QPSK	Inner_Full	50_25	3470.01	631334	8.50	7.36
27	High	30	50	DFT-s-OFDM QPSK	Inner_Full	64_32	3475.02	631668	8.50	7.35
29	Middle-5	30	60	DFT-s-OFDM QPSK	Inner_Full	81_40	3500.01	633334	8.50	7.37
30	Middle-5	30	70	DFT-s-OFDM QPSK	Inner_Full	90_45	3500.01	633334	8.50	7.35
31	Middle-5	30	80	DFT-s-OFDM QPSK	Inner_Full	108_54	3500.01	633334	8.50	7.36
32	Middle-5	30	90	DFT-s-OFDM QPSK	Inner_Full	120_60	3500.01	633334	8.50	7.34

©Copyright. All rights reserved by CTTL.

N77-L(ANT7 DSI 13)

No.	Test Freq Description	5G-N77-L								Power Results (dBm)
		SCS (kHz)	NR BW (MHz)	Modulation	RB allocation		NR Test Freq. (MHz)	NR Test CH.	Tune up	N77-L
1	High	30	10	DFT-s-OFDM QPSK	Inner_Full	12_6	3544.98	636332	21.50	20.35
2	Middle	30	10	DFT-s-OFDM QPSK	Inner_Full	12_6	3500.01	633334	21.50	20.46
3	Low	30	10	DFT-s-OFDM QPSK	Inner_Full	12_6	3445.01	630334	21.50	20.35
4	Middle	30	100	DFT-s-OFDM QPSK	Inner_Full	135_67	3500.01	633334	21.50	20.40

According to the table above, the maximum power configuration is selected as the default test configuration

No.	Test Freq Description	5G-N77-L								Power Results (dBm)
		SCS (kHz)	NR BW (MHz)	Modulation	RB allocation		NR Test Freq. (MHz)	NR Test CH.	Tune up	N77-L
1	Middle	30	10	DFT-s-OFDM PI/2 BPSK1	Inner_Full	12_6	3500.01	633334	21.50	20.41
2	Middle	30	10	DFT-s-OFDM 16QAM	Inner_Full	12_6	3500.01	633334	21.50	20.42
3	Middle	30	10	DFT-s-OFDM 64QAM	Inner_Full	12_6	3500.01	633334	21.50	20.43
4	Middle	30	10	DFT-s-OFDM 256QAM	Inner_Full	12_6	3500.01	633334	20.00	18.67
5	Middle	30	10	CP-OFDM QPSK	Inner_Full	12_6	3500.01	633334	21.50	20.39
6	Middle	30	10	CP-OFDM 16QAM	Inner_Full	12_6	3500.01	633334	21.50	20.36
7	Middle	30	10	CP-OFDM 64QAM	Inner_Full	12_6	3500.01	633334	21.50	19.63
8	Middle	30	10	CP-OFDM 256QAM	Inner_Full	12_6	3500.01	633334	18.00	16.72
9	Middle	30	10	DFT-s-OFDM QPSK	Edge_1RB_Right	1_23	3500.01	633334	21.50	20.43
10	Middle	30	10	DFT-s-OFDM QPSK	Edge_1RB_Left	1_0	3500.01	633334	21.50	20.42
11	Middle	30	10	DFT-s-OFDM QPSK	Edge_Full_Right	2_22	3500.01	633334	21.50	20.40
12	Middle	30	10	DFT-s-OFDM QPSK	Edge_Full_Left	2_0	3500.01	633334	21.50	20.45
13	Middle	30	10	DFT-s-OFDM QPSK	Inner_1RB_Right	1_22	3500.01	633334	21.50	20.44
14	Middle	30	10	DFT-s-OFDM QPSK	Inner_1RB_Left	1_1	3500.01	633334	21.50	20.40
15	Middle	30	10	DFT-s-OFDM QPSK	Outer_Full	24_0	3500.01	633334	21.50	20.44
17	Middle	30	15	DFT-s-OFDM QPSK	Inner_Full	18_9	3500.01	633334	21.50	20.38
20	Middle	30	20	DFT-s-OFDM QPSK	Inner_Full	25_12	3500.01	633334	21.50	20.35
23	Middle	30	30	DFT-s-OFDM QPSK	Inner_Full	36_18	3500.01	633334	21.50	20.42
25	High	30	40	DFT-s-OFDM QPSK	Inner_Full	50_25	3470.01	631334	21.50	20.41
27	High	30	50	DFT-s-OFDM QPSK	Inner_Full	64_32	3475.02	631668	21.50	20.38
29	Middle-5	30	60	DFT-s-OFDM QPSK	Inner_Full	81_40	3500.01	633334	21.50	20.42
30	Middle-5	30	70	DFT-s-OFDM QPSK	Inner_Full	90_45	3500.01	633334	21.50	20.38
31	Middle-5	30	80	DFT-s-OFDM QPSK	Inner_Full	108_54	3500.01	633334	21.50	20.41
32	Middle-5	30	90	DFT-s-OFDM QPSK	Inner_Full	120_60	3500.01	633334	21.50	20.35

©Copyright. All rights reserved by CTTL.

N77-H(ANT2 DSI 1)

No.	Test Freq Description	5G-N77H								Power Results (dBm)
		SCS (kHz)	NR BW (MHz)	Modulation	RB allocation		NR Test Freq. (MHz)	NR Test CH.	Tune up	N7H
1	High	30	10	DFT-s-OFDM QPSK	Inner_Full	12_6	3975.000	665000	22.70	22.11
2	Middle-1	30	10	DFT-s-OFDM QPSK	Inner_Full	12_6	3921.000	661400	22.70	22.05
3	Middle-2	30	10	DFT-s-OFDM QPSK	Inner_Full	12_6	3867.000	657800	22.70	22.12
4	Middle-3	30	10	DFT-s-OFDM QPSK	Inner_Full	12_6	3813.000	654200	22.70	22.26
5	Middle-5	30	10	DFT-s-OFDM QPSK	Inner_Full	12_6	3759.000	650600	22.70	22.25
6	Low	30	10	DFT-s-OFDM QPSK	Inner_Full	12_6	3705.000	647000	22.70	22.29
7	High	30	100	DFT-s-OFDM QPSK	Inner_Full	135_67	3930.000	662000	22.70	22.06
8	Middle-1	30	100	DFT-s-OFDM QPSK	Inner_Full	135_67	3750.000	650000	22.70	22.24

According to the table above, the maximum power configuration is selected as the default test configuration

No.	Test Freq Description	5G-N77H								Power Results (dBm)
		SCS (kHz)	NR BW (MHz)	Modulation	RB allocation		NR Test Freq. (MHz)	NR Test CH.	Tune up	N7H
1	Middle-3	30	10	DFT-s-OFDM PI/2 BPSK1	Inner_Full	12_6	3705.000	647000	22.70	22.17
2	Middle-3	30	10	DFT-s-OFDM 16QAM	Inner_Full	12_6	3705.000	647000	22.70	22.15
3	Middle-3	30	10	DFT-s-OFDM 64QAM	Inner_Full	12_6	3705.000	647000	22.70	22.17
4	Middle-3	30	10	DFT-s-OFDM 256QAM	Inner_Full	12_6	3705.000	647000	22.70	21.20
5	Middle-3	30	10	CP-OFDM QPSK	Inner_Full	12_6	3705.000	647000	22.70	22.16
6	Middle-3	30	10	CP-OFDM 16QAM	Inner_Full	12_6	3705.000	647000	22.70	22.15
7	Middle-3	30	10	CP-OFDM 64QAM	Inner_Full	12_6	3705.000	647000	22.70	22.02
8	Middle-3	30	10	CP-OFDM 256QAM	Inner_Full	12_6	3705.000	647000	21.20	19.27
9	Middle-3	30	10	DFT-s-OFDM QPSK	Edge_1RB_Right	1_23	3705.000	647000	22.70	22.28
10	Middle-3	30	10	DFT-s-OFDM QPSK	Edge_1RB_Left	1_0	3705.000	647000	22.70	22.23
11	Middle-3	30	10	DFT-s-OFDM QPSK	Edge_Full_Right	2_22	3705.000	647000	22.70	22.22
12	Middle-3	30	10	DFT-s-OFDM QPSK	Edge_Full_Left	2_0	3705.000	647000	22.70	22.10
13	Middle-3	30	10	DFT-s-OFDM QPSK	Inner_1RB_Right	1_22	3705.000	647000	22.70	22.23
14	Middle-3	30	10	DFT-s-OFDM QPSK	Inner_1RB_Left	1_1	3705.000	647000	22.70	22.24
15	Middle-3	30	10	DFT-s-OFDM QPSK	Outer_Full	24_0	3705.000	647000	22.70	22.24
21	Low	30	15	DFT-s-OFDM QPSK	Inner_Full	18_9	3707.52	647168	22.70	22.21
27	Low	30	20	DFT-s-OFDM QPSK	Inner_Full	25_12	3710.01	647334	22.70	22.23
33	Low	30	30	DFT-s-OFDM QPSK	Inner_Full	36_18	3715.02	647668	22.70	22.24
39	Low	30	40	DFT-s-OFDM QPSK	Inner_Full	50_25	3720	648000	22.70	22.23
44	Low	30	50	DFT-s-OFDM QPSK	Inner_Full	64_32	3725.01	648334	22.70	22.19
48	Low	30	60	DFT-s-OFDM QPSK	Inner_Full	81_40	3730.02	648668	22.70	22.23
52	Low	30	70	DFT-s-OFDM QPSK	Inner_Full	90_45	3735	649000	22.70	22.19
55	Low	30	80	DFT-s-OFDM QPSK	Inner_Full	108_54	3740.01	649334	22.70	22.23
58	Low	30	90	DFT-s-OFDM QPSK	Inner_Full	120_60	3745.02	649668	22.70	22.18

©Copyright. All rights reserved by CTTL.

N77-H(ANT2 DSI 2)

No.	Test Freq Description	5G-N77H								Power Results (dBm)
		SCS (kHz)	NR BW (MHz)	Modulation	RB allocation		NR Test Freq. (MHz)	NR Test CH.	Tune up	N7H
1	High	30	10	DFT-s-OFDM QPSK	Inner_Full	12_6	3975.000	665000	21.70	21.08
2	Middle-1	30	10	DFT-s-OFDM QPSK	Inner_Full	12_6	3921.000	661400	21.70	21.02
3	Middle-2	30	10	DFT-s-OFDM QPSK	Inner_Full	12_6	3867.000	657800	21.70	21.09
4	Middle-3	30	10	DFT-s-OFDM QPSK	Inner_Full	12_6	3813.000	654200	21.70	21.22
5	Middle-5	30	10	DFT-s-OFDM QPSK	Inner_Full	12_6	3759.000	650600	21.70	21.21
6	Low	30	10	DFT-s-OFDM QPSK	Inner_Full	12_6	3705.000	647000	21.70	21.25
7	High	30	100	DFT-s-OFDM QPSK	Inner_Full	135_67	3930.000	662000	21.70	21.03
8	Middle-1	30	100	DFT-s-OFDM QPSK	Inner_Full	135_67	3750.000	650000	21.70	21.20

According to the table above, the maximum power configuration is selected as the default test configuration

No.	Test Freq Description	5G-N77H								Power Results (dBm)
		SCS (kHz)	NR BW (MHz)	Modulation	RB allocation		NR Test Freq. (MHz)	NR Test CH.	Tune up	N7H
1	Middle-3	30	10	DFT-s-OFDM PI/2 BPSK1	Inner_Full	12_6	3705.000	647000	21.70	21.14
2	Middle-3	30	10	DFT-s-OFDM 16QAM	Inner_Full	12_6	3705.000	647000	21.70	21.12
3	Middle-3	30	10	DFT-s-OFDM 64QAM	Inner_Full	12_6	3705.000	647000	21.70	21.14
4	Middle-3	30	10	DFT-s-OFDM 256QAM	Inner_Full	12_6	3705.000	647000	21.70	21.11
5	Middle-3	30	10	CP-OFDM QPSK	Inner_Full	12_6	3705.000	647000	21.70	21.13
6	Middle-3	30	10	CP-OFDM 16QAM	Inner_Full	12_6	3705.000	647000	21.70	21.12
7	Middle-3	30	10	CP-OFDM 64QAM	Inner_Full	12_6	3705.000	647000	21.70	21.12
8	Middle-3	30	10	CP-OFDM 256QAM	Inner_Full	12_6	3705.000	647000	21.20	19.28
9	Middle-3	30	10	DFT-s-OFDM QPSK	Edge_1RB_Right	1_23	3705.000	647000	21.70	21.24
10	Middle-3	30	10	DFT-s-OFDM QPSK	Edge_1RB_Left	1_0	3705.000	647000	21.70	21.19
11	Middle-3	30	10	DFT-s-OFDM QPSK	Edge_Full_Right	2_22	3705.000	647000	21.70	21.18
12	Middle-3	30	10	DFT-s-OFDM QPSK	Edge_Full_Left	2_0	3705.000	647000	21.70	21.07
13	Middle-3	30	10	DFT-s-OFDM QPSK	Inner_1RB_Right	1_22	3705.000	647000	21.70	21.19
14	Middle-3	30	10	DFT-s-OFDM QPSK	Inner_1RB_Left	1_1	3705.000	647000	21.70	21.20
15	Middle-3	30	10	DFT-s-OFDM QPSK	Outer_Full	24_0	3705.000	647000	21.70	21.20
21	Low	30	15	DFT-s-OFDM QPSK	Inner_Full	18_9	3707.52	647168	21.70	21.17
27	Low	30	20	DFT-s-OFDM QPSK	Inner_Full	25_12	3710.01	647334	21.70	21.19
33	Low	30	30	DFT-s-OFDM QPSK	Inner_Full	36_18	3715.02	647668	21.70	21.20
39	Low	30	40	DFT-s-OFDM QPSK	Inner_Full	50_25	3720	648000	21.70	21.19
44	Low	30	50	DFT-s-OFDM QPSK	Inner_Full	64_32	3725.01	648334	21.70	21.15
48	Low	30	60	DFT-s-OFDM QPSK	Inner_Full	81_40	3730.02	648668	21.70	21.19
52	Low	30	70	DFT-s-OFDM QPSK	Inner_Full	90_45	3735	649000	21.70	21.15
55	Low	30	80	DFT-s-OFDM QPSK	Inner_Full	108_54	3740.01	649334	21.70	21.19
58	Low	30	90	DFT-s-OFDM QPSK	Inner_Full	120_60	3745.02	649668	21.70	21.15

©Copyright. All rights reserved by CTTL.

N77-H(ANT2 DSI 5)

No.	Test Freq Description	5G-N77H								Power Results (dBm)
		SCS (kHz)	NR BW (MHz)	Modulation	RB allocation		NR Test Freq. (MHz)	NR Test CH.	Tune up	N7H
1	High	30	10	DFT-s-OFDM QPSK	Inner_Full	12_6	3975.000	665000	22.20	20.90
2	Middle-1	30	10	DFT-s-OFDM QPSK	Inner_Full	12_6	3921.000	661400	22.20	20.85
3	Middle-2	30	10	DFT-s-OFDM QPSK	Inner_Full	12_6	3867.000	657800	22.20	20.91
4	Middle-3	30	10	DFT-s-OFDM QPSK	Inner_Full	12_6	3813.000	654200	22.20	21.04
5	Middle-5	30	10	DFT-s-OFDM QPSK	Inner_Full	12_6	3759.000	650600	22.20	21.04
6	Low	30	10	DFT-s-OFDM QPSK	Inner_Full	12_6	3705.000	647000	22.20	21.07
7	High	30	100	DFT-s-OFDM QPSK	Inner_Full	135_67	3930.000	662000	22.20	20.86
8	Middle-1	30	100	DFT-s-OFDM QPSK	Inner_Full	135_67	3750.000	650000	22.20	21.02

According to the table above, the maximum power configuration is selected as the default test configuration

No.	Test Freq Description	5G-N77H								Power Results (dBm)
		SCS (kHz)	NR BW (MHz)	Modulation	RB allocation		NR Test Freq. (MHz)	NR Test CH.	Tune up	N7H
1	Middle-3	30	10	DFT-s-OFDM PI/2 BPSK1	Inner_Full	12_6	3705.000	647000	22.20	21.05
2	Middle-3	30	10	DFT-s-OFDM 16QAM	Inner_Full	12_6	3705.000	647000	22.20	21.06
3	Middle-3	30	10	DFT-s-OFDM 64QAM	Inner_Full	12_6	3705.000	647000	22.20	21.04
4	Middle-3	30	10	DFT-s-OFDM 256QAM	Inner_Full	12_6	3705.000	647000	22.20	20.53
5	Middle-3	30	10	CP-OFDM QPSK	Inner_Full	12_6	3705.000	647000	22.20	21.06
6	Middle-3	30	10	CP-OFDM 16QAM	Inner_Full	12_6	3705.000	647000	22.20	20.96
7	Middle-3	30	10	CP-OFDM 64QAM	Inner_Full	12_6	3705.000	647000	22.20	21.04
8	Middle-3	30	10	CP-OFDM 256QAM	Inner_Full	12_6	3705.000	647000	21.20	19.59
9	Middle-3	30	10	DFT-s-OFDM QPSK	Edge_1RB_Right	1_23	3705.000	647000	22.20	21.04
10	Middle-3	30	10	DFT-s-OFDM QPSK	Edge_1RB_Left	1_0	3705.000	647000	22.20	20.99
11	Middle-3	30	10	DFT-s-OFDM QPSK	Edge_Full_Right	2_22	3705.000	647000	22.20	20.98
12	Middle-3	30	10	DFT-s-OFDM QPSK	Edge_Full_Left	2_0	3705.000	647000	22.20	21.04
13	Middle-3	30	10	DFT-s-OFDM QPSK	Inner_1RB_Right	1_22	3705.000	647000	22.20	20.92
14	Middle-3	30	10	DFT-s-OFDM QPSK	Inner_1RB_Left	1_1	3705.000	647000	22.20	21.01
15	Middle-3	30	10	DFT-s-OFDM QPSK	Outer_Full	24_0	3705.000	647000	22.20	20.93
21	Low	30	15	DFT-s-OFDM QPSK	Inner_Full	18_9	3707.52	647168	22.20	20.90
27	Low	30	20	DFT-s-OFDM QPSK	Inner_Full	25_12	3710.01	647334	22.20	20.98
33	Low	30	30	DFT-s-OFDM QPSK	Inner_Full	36_18	3715.02	647668	22.20	20.88
39	Low	30	40	DFT-s-OFDM QPSK	Inner_Full	50_25	3720	648000	22.20	20.99
44	Low	30	50	DFT-s-OFDM QPSK	Inner_Full	64_32	3725.01	648334	22.20	20.97
48	Low	30	60	DFT-s-OFDM QPSK	Inner_Full	81_40	3730.02	648668	22.20	20.98
52	Low	30	70	DFT-s-OFDM QPSK	Inner_Full	90_45	3735	649000	22.20	20.98
55	Low	30	80	DFT-s-OFDM QPSK	Inner_Full	108_54	3740.01	649334	22.20	21.00
58	Low	30	90	DFT-s-OFDM QPSK	Inner_Full	120_60	3745.02	649668	22.20	20.92

©Copyright. All rights reserved by CTTL.

N77-H(ANT2 DSI 11/12)

No.	Test Freq Description	5G-N77H								Power Results (dBm)
		SCS (kHz)	NR BW (MHz)	Modulation	RB allocation		NR Test Freq. (MHz)	NR Test CH.	Tune up	N7H
1	High	30	10	DFT-s-OFDM QPSK	Inner_Full	12_6	3975.000	665000	15.20	15.01
2	Middle-1	30	10	DFT-s-OFDM QPSK	Inner_Full	12_6	3921.000	661400	15.20	14.96
3	Middle-2	30	10	DFT-s-OFDM QPSK	Inner_Full	12_6	3867.000	657800	15.20	15.01
4	Middle-3	30	10	DFT-s-OFDM QPSK	Inner_Full	12_6	3813.000	654200	15.20	15.03
5	Middle-5	30	10	DFT-s-OFDM QPSK	Inner_Full	12_6	3759.000	650600	15.20	15.02
6	Low	30	10	DFT-s-OFDM QPSK	Inner_Full	12_6	3705.000	647000	15.20	15.05
7	High	30	100	DFT-s-OFDM QPSK	Inner_Full	135_67	3930.000	662000	15.20	14.97
8	Middle-1	30	100	DFT-s-OFDM QPSK	Inner_Full	135_67	3750.000	650000	15.20	15.01

According to the table above, the maximum power configuration is selected as the default test configuration

No.	Test Freq Description	5G-N77H								Power Results (dBm)
		SCS (kHz)	NR BW (MHz)	Modulation	RB allocation		NR Test Freq. (MHz)	NR Test CH.	Tune up	N7H
1	Middle-3	30	10	DFT-s-OFDM PI/2 BPSK1	Inner_Full	12_6	3705.000	647000	15.20	14.98
2	Middle-3	30	10	DFT-s-OFDM 16QAM	Inner_Full	12_6	3705.000	647000	15.20	14.96
3	Middle-3	30	10	DFT-s-OFDM 64QAM	Inner_Full	12_6	3705.000	647000	15.20	14.98
4	Middle-3	30	10	DFT-s-OFDM 256QAM	Inner_Full	12_6	3705.000	647000	15.20	14.95
5	Middle-3	30	10	CP-OFDM QPSK	Inner_Full	12_6	3705.000	647000	15.20	14.97
6	Middle-3	30	10	CP-OFDM 16QAM	Inner_Full	12_6	3705.000	647000	15.20	14.96
7	Middle-3	30	10	CP-OFDM 64QAM	Inner_Full	12_6	3705.000	647000	15.20	14.96
8	Middle-3	30	10	CP-OFDM 256QAM	Inner_Full	12_6	3705.000	647000	15.20	14.94
9	Middle-3	30	10	DFT-s-OFDM QPSK	Edge_1RB_Right	1_23	3705.000	647000	15.20	15.04
10	Middle-3	30	10	DFT-s-OFDM QPSK	Edge_1RB_Left	1_0	3705.000	647000	15.20	15.01
11	Middle-3	30	10	DFT-s-OFDM QPSK	Edge_Full_Right	2_22	3705.000	647000	15.20	15.00
12	Middle-3	30	10	DFT-s-OFDM QPSK	Edge_Full_Left	2_0	3705.000	647000	15.20	14.92
13	Middle-3	30	10	DFT-s-OFDM QPSK	Inner_1RB_Right	1_22	3705.000	647000	15.20	15.01
14	Middle-3	30	10	DFT-s-OFDM QPSK	Inner_1RB_Left	1_1	3705.000	647000	15.20	15.01
15	Middle-3	30	10	DFT-s-OFDM QPSK	Outer_Full	24_0	3705.000	647000	15.20	15.01
21	Low	30	15	DFT-s-OFDM QPSK	Inner_Full	18_9	3707.52	647168	15.20	14.99
27	Low	30	20	DFT-s-OFDM QPSK	Inner_Full	25_12	3710.01	647334	15.20	15.01
33	Low	30	30	DFT-s-OFDM QPSK	Inner_Full	36_18	3715.02	647668	15.20	15.01
39	Low	30	40	DFT-s-OFDM QPSK	Inner_Full	50_25	3720	648000	15.20	15.01
44	Low	30	50	DFT-s-OFDM QPSK	Inner_Full	64_32	3725.01	648334	15.20	14.98
48	Low	30	60	DFT-s-OFDM QPSK	Inner_Full	81_40	3730.02	648668	15.20	15.01
52	Low	30	70	DFT-s-OFDM QPSK	Inner_Full	90_45	3735	649000	15.20	14.98
55	Low	30	80	DFT-s-OFDM QPSK	Inner_Full	108_54	3740.01	649334	15.20	15.01
58	Low	30	90	DFT-s-OFDM QPSK	Inner_Full	120_60	3745.02	649668	15.20	14.98

©Copyright. All rights reserved by CTTL.

N77-H(ANT2 DSI 13)

No.	Test Freq Description	5G-N77H								Power Results (dBm)
		SCS (kHz)	NR BW (MHz)	Modulation	RB allocation		NR Test Freq. (MHz)	NR Test CH.	Tune up	N7H
1	High	30	10	DFT-s-OFDM QPSK	Inner_Full	12_6	3975.000	665000	19.70	19.22
2	Middle-1	30	10	DFT-s-OFDM QPSK	Inner_Full	12_6	3921.000	661400	19.70	19.16
3	Middle-2	30	10	DFT-s-OFDM QPSK	Inner_Full	12_6	3867.000	657800	19.70	19.23
4	Middle-3	30	10	DFT-s-OFDM QPSK	Inner_Full	12_6	3813.000	654200	19.70	19.25
5	Middle-5	30	10	DFT-s-OFDM QPSK	Inner_Full	12_6	3759.000	650600	19.70	19.24
6	Low	30	10	DFT-s-OFDM QPSK	Inner_Full	12_6	3705.000	647000	19.70	19.28
7	High	30	100	DFT-s-OFDM QPSK	Inner_Full	135_67	3930.000	662000	19.70	19.17
8	Middle-1	30	100	DFT-s-OFDM QPSK	Inner_Full	135_67	3750.000	650000	19.70	19.23

According to the table above, the maximum power configuration is selected as the default test configuration

No.	Test Freq Description	5G-N77H								Power Results (dBm)
		SCS (kHz)	NR BW (MHz)	Modulation	RB allocation		NR Test Freq. (MHz)	NR Test CH.	Tune up	N7H
1	Middle-3	30	10	DFT-s-OFDM PI/2 BPSK1	Inner_Full	12_6	3705.000	647000	19.70	19.18
2	Middle-3	30	10	DFT-s-OFDM 16QAM	Inner_Full	12_6	3705.000	647000	19.70	19.16
3	Middle-3	30	10	DFT-s-OFDM 64QAM	Inner_Full	12_6	3705.000	647000	19.70	19.18
4	Middle-3	30	10	DFT-s-OFDM 256QAM	Inner_Full	12_6	3705.000	647000	19.70	19.15
5	Middle-3	30	10	CP-OFDM QPSK	Inner_Full	12_6	3705.000	647000	19.70	19.17
6	Middle-3	30	10	CP-OFDM 16QAM	Inner_Full	12_6	3705.000	647000	19.70	19.16
7	Middle-3	30	10	CP-OFDM 64QAM	Inner_Full	12_6	3705.000	647000	19.70	19.16
8	Middle-3	30	10	CP-OFDM 256QAM	Inner_Full	12_6	3705.000	647000	19.70	18.33
9	Middle-3	30	10	DFT-s-OFDM QPSK	Edge_1RB_Right	1_23	3705.000	647000	19.70	19.27
10	Middle-3	30	10	DFT-s-OFDM QPSK	Edge_1RB_Left	1_0	3705.000	647000	19.70	19.22
11	Middle-3	30	10	DFT-s-OFDM QPSK	Edge_Full_Right	2_22	3705.000	647000	19.70	19.21
12	Middle-3	30	10	DFT-s-OFDM QPSK	Edge_Full_Left	2_0	3705.000	647000	19.70	19.11
13	Middle-3	30	10	DFT-s-OFDM QPSK	Inner_1RB_Right	1_22	3705.000	647000	19.70	19.22
14	Middle-3	30	10	DFT-s-OFDM QPSK	Inner_1RB_Left	1_1	3705.000	647000	19.70	19.23
15	Middle-3	30	10	DFT-s-OFDM QPSK	Outer_Full	24_0	3705.000	647000	19.70	19.23
21	Low	30	15	DFT-s-OFDM QPSK	Inner_Full	18_9	3707.52	647168	19.70	19.20
27	Low	30	20	DFT-s-OFDM QPSK	Inner_Full	25_12	3710.01	647334	19.70	19.22
33	Low	30	30	DFT-s-OFDM QPSK	Inner_Full	36_18	3715.02	647668	19.70	19.23
39	Low	30	40	DFT-s-OFDM QPSK	Inner_Full	50_25	3720	648000	19.70	19.22
44	Low	30	50	DFT-s-OFDM QPSK	Inner_Full	64_32	3725.01	648334	19.70	19.18
48	Low	30	60	DFT-s-OFDM QPSK	Inner_Full	81_40	3730.02	648668	19.70	19.22
52	Low	30	70	DFT-s-OFDM QPSK	Inner_Full	90_45	3735	649000	19.70	19.18
55	Low	30	80	DFT-s-OFDM QPSK	Inner_Full	108_54	3740.01	649334	19.70	19.22
58	Low	30	90	DFT-s-OFDM QPSK	Inner_Full	120_60	3745.02	649668	19.70	19.18

©Copyright. All rights reserved by CTTL.

N77-H(ANT2 DSI 16)

No.	Test Freq Description	5G-N77H								Power Results (dBm)
		SCS (kHz)	NR BW (MHz)	Modulation	RB allocation		NR Test Freq. (MHz)	NR Test CH.	Tune up	N7H
1	High	30	10	DFT-s-OFDM QPSK	Inner_Full	12_6	3975.000	665000	17.20	16.67
2	Middle-1	30	10	DFT-s-OFDM QPSK	Inner_Full	12_6	3921.000	661400	17.20	16.61
3	Middle-2	30	10	DFT-s-OFDM QPSK	Inner_Full	12_6	3867.000	657800	17.20	16.68
4	Middle-3	30	10	DFT-s-OFDM QPSK	Inner_Full	12_6	3813.000	654200	17.20	16.70
5	Middle-5	30	10	DFT-s-OFDM QPSK	Inner_Full	12_6	3759.000	650600	17.20	16.69
6	Low	30	10	DFT-s-OFDM QPSK	Inner_Full	12_6	3705.000	647000	17.20	16.73
7	High	30	100	DFT-s-OFDM QPSK	Inner_Full	135_67	3930.000	662000	17.20	16.62
8	Middle-1	30	100	DFT-s-OFDM QPSK	Inner_Full	135_67	3750.000	650000	17.20	16.68

According to the table above, the maximum power configuration is selected as the default test configuration

No.	Test Freq Description	5G-N77H								Power Results (dBm)
		SCS (kHz)	NR BW (MHz)	Modulation	RB allocation		NR Test Freq. (MHz)	NR Test CH.	Tune up	N7H
1	Middle-3	30	10	DFT-s-OFDM PI/2 BPSK1	Inner_Full	12_6	3705.000	647000	17.20	16.63
2	Middle-3	30	10	DFT-s-OFDM 16QAM	Inner_Full	12_6	3705.000	647000	17.20	16.61
3	Middle-3	30	10	DFT-s-OFDM 64QAM	Inner_Full	12_6	3705.000	647000	17.20	16.63
4	Middle-3	30	10	DFT-s-OFDM 256QAM	Inner_Full	12_6	3705.000	647000	17.20	16.60
5	Middle-3	30	10	CP-OFDM QPSK	Inner_Full	12_6	3705.000	647000	17.20	16.62
6	Middle-3	30	10	CP-OFDM 16QAM	Inner_Full	12_6	3705.000	647000	17.20	16.61
7	Middle-3	30	10	CP-OFDM 64QAM	Inner_Full	12_6	3705.000	647000	17.20	16.61
8	Middle-3	30	10	CP-OFDM 256QAM	Inner_Full	12_6	3705.000	647000	17.20	15.78
9	Middle-3	30	10	DFT-s-OFDM QPSK	Edge_1RB_Right	1_23	3705.000	647000	17.20	16.72
10	Middle-3	30	10	DFT-s-OFDM QPSK	Edge_1RB_Left	1_0	3705.000	647000	17.20	16.67
11	Middle-3	30	10	DFT-s-OFDM QPSK	Edge_Full_Right	2_22	3705.000	647000	17.20	16.66
12	Middle-3	30	10	DFT-s-OFDM QPSK	Edge_Full_Left	2_0	3705.000	647000	17.20	16.56
13	Middle-3	30	10	DFT-s-OFDM QPSK	Inner_1RB_Right	1_22	3705.000	647000	17.20	16.67
14	Middle-3	30	10	DFT-s-OFDM QPSK	Inner_1RB_Left	1_1	3705.000	647000	17.20	16.68
15	Middle-3	30	10	DFT-s-OFDM QPSK	Outer_Full	24_0	3705.000	647000	17.20	16.68
21	Low	30	15	DFT-s-OFDM QPSK	Inner_Full	18_9	3707.52	647168	17.20	16.65
27	Low	30	20	DFT-s-OFDM QPSK	Inner_Full	25_12	3710.01	647334	17.20	16.67
33	Low	30	30	DFT-s-OFDM QPSK	Inner_Full	36_18	3715.02	647668	17.20	16.68
39	Low	30	40	DFT-s-OFDM QPSK	Inner_Full	50_25	3720	648000	17.20	16.67
44	Low	30	50	DFT-s-OFDM QPSK	Inner_Full	64_32	3725.01	648334	17.20	16.63
48	Low	30	60	DFT-s-OFDM QPSK	Inner_Full	81_40	3730.02	648668	17.20	16.67
52	Low	30	70	DFT-s-OFDM QPSK	Inner_Full	90_45	3735	649000	17.20	16.63
55	Low	30	80	DFT-s-OFDM QPSK	Inner_Full	108_54	3740.01	649334	17.20	16.67
58	Low	30	90	DFT-s-OFDM QPSK	Inner_Full	120_60	3745.02	649668	17.20	16.63

©Copyright. All rights reserved by CTTL.

N77-H(ANT3 DSI 1/2)

No.	Test Freq Description	5G-N77H								Power Results (dBm)
		SCS (kHz)	NR BW (MHz)	Modulation	RB allocation		NR Test Freq. (MHz)	NR Test CH.	Tune up	N7H
1	High	30	10	DFT-s-OFDM QPSK	Inner_Full	12_6	3975.000	665000	19.70	18.26
2	Middle-1	30	10	DFT-s-OFDM QPSK	Inner_Full	12_6	3921.000	661400	19.70	18.31
3	Middle-2	30	10	DFT-s-OFDM QPSK	Inner_Full	12_6	3867.000	657800	19.70	18.34
4	Middle-3	30	10	DFT-s-OFDM QPSK	Inner_Full	12_6	3813.000	654200	19.70	18.38
5	Middle-5	30	10	DFT-s-OFDM QPSK	Inner_Full	12_6	3759.000	650600	19.70	18.41
6	Low	30	10	DFT-s-OFDM QPSK	Inner_Full	12_6	3705.000	647000	19.70	18.47
7	High	30	100	DFT-s-OFDM QPSK	Inner_Full	135_67	3930.000	662000	19.70	18.29
8	Middle-1	30	100	DFT-s-OFDM QPSK	Inner_Full	135_67	3750.000	650000	19.70	18.40

According to the table above, the maximum power configuration is selected as the default test configuration

No.	Test Freq Description	5G-N77H								Power Results (dBm)
		SCS (kHz)	NR BW (MHz)	Modulation	RB allocation		NR Test Freq. (MHz)	NR Test CH.	Tune up	N7H
1	Middle-3	30	10	DFT-s-OFDM PI/2 BPSK1	Inner_Full	12_6	3705.000	647000	19.70	18.46
2	Middle-3	30	10	DFT-s-OFDM 16QAM	Inner_Full	12_6	3705.000	647000	19.70	18.41
3	Middle-3	30	10	DFT-s-OFDM 64QAM	Inner_Full	12_6	3705.000	647000	19.70	18.42
4	Middle-3	30	10	DFT-s-OFDM 256QAM	Inner_Full	12_6	3705.000	647000	19.70	18.44
5	Middle-3	30	10	CP-OFDM QPSK	Inner_Full	12_6	3705.000	647000	19.70	18.46
6	Middle-3	30	10	CP-OFDM 16QAM	Inner_Full	12_6	3705.000	647000	19.70	18.45
7	Middle-3	30	10	CP-OFDM 64QAM	Inner_Full	12_6	3705.000	647000	19.70	18.45
8	Middle-3	30	10	CP-OFDM 256QAM	Inner_Full	12_6	3705.000	647000	19.70	18.45
9	Middle-3	30	10	DFT-s-OFDM QPSK	Edge_1RB_Right	1_23	3705.000	647000	19.70	18.44
10	Middle-3	30	10	DFT-s-OFDM QPSK	Edge_1RB_Left	1_0	3705.000	647000	19.70	18.43
11	Middle-3	30	10	DFT-s-OFDM QPSK	Edge_Full_Right	2_22	3705.000	647000	19.70	18.41
12	Middle-3	30	10	DFT-s-OFDM QPSK	Edge_Full_Left	2_0	3705.000	647000	19.70	18.43
13	Middle-3	30	10	DFT-s-OFDM QPSK	Inner_1RB_Right	1_22	3705.000	647000	19.70	18.42
14	Middle-3	30	10	DFT-s-OFDM QPSK	Inner_1RB_Left	1_1	3705.000	647000	19.70	18.46
15	Middle-3	30	10	DFT-s-OFDM QPSK	Outer_Full	24_0	3705.000	647000	19.70	18.43
21	Low	30	15	DFT-s-OFDM QPSK	Inner_Full	18_9	3707.52	647168	19.70	18.45
27	Low	30	20	DFT-s-OFDM QPSK	Inner_Full	25_12	3710.01	647334	19.70	18.43
33	Low	30	30	DFT-s-OFDM QPSK	Inner_Full	36_18	3715.02	647668	19.70	18.39
39	Low	30	40	DFT-s-OFDM QPSK	Inner_Full	50_25	3720	648000	19.70	18.35
44	Low	30	50	DFT-s-OFDM QPSK	Inner_Full	64_32	3725.01	648334	19.70	18.34
48	Low	30	60	DFT-s-OFDM QPSK	Inner_Full	81_40	3730.02	648668	19.70	18.36
52	Low	30	70	DFT-s-OFDM QPSK	Inner_Full	90_45	3735	649000	19.70	18.35
55	Low	30	80	DFT-s-OFDM QPSK	Inner_Full	108_54	3740.01	649334	19.70	18.33
58	Low	30	90	DFT-s-OFDM QPSK	Inner_Full	120_60	3745.02	649668	19.70	18.32

©Copyright. All rights reserved by CTTL.

N77-H(ANT3 DSI 5)

No.	Test Freq Description	5G-N77H								Power Results (dBm)
		SCS (kHz)	NR BW (MHz)	Modulation	RB allocation		NR Test Freq. (MHz)	NR Test CH.	Tune up	N7H
1	High	30	10	DFT-s-OFDM QPSK	Inner_Full	12_6	3975.000	665000	26.20	25.04
2	Middle-1	30	10	DFT-s-OFDM QPSK	Inner_Full	12_6	3921.000	661400	26.20	25.01
3	Middle-2	30	10	DFT-s-OFDM QPSK	Inner_Full	12_6	3867.000	657800	26.20	25.10
4	Middle-3	30	10	DFT-s-OFDM QPSK	Inner_Full	12_6	3813.000	654200	26.20	25.17
5	Middle-5	30	10	DFT-s-OFDM QPSK	Inner_Full	12_6	3759.000	650600	26.20	25.19
6	Low	30	10	DFT-s-OFDM QPSK	Inner_Full	12_6	3705.000	647000	26.20	25.21
7	High	30	100	DFT-s-OFDM QPSK	Inner_Full	135_67	3930.000	662000	26.20	24.83
8	Middle-1	30	100	DFT-s-OFDM QPSK	Inner_Full	135_67	3750.000	650000	26.20	25.18

According to the table above, the maximum power configuration is selected as the default test configuration

No.	Test Freq Description	5G-N77H								Power Results (dBm)
		SCS (kHz)	NR BW (MHz)	Modulation	RB allocation		NR Test Freq. (MHz)	NR Test CH.	Tune up	N7H
1	Middle-3	30	10	DFT-s-OFDM PI/2 BPSK1	Inner_Full	12_6	3705.000	647000	26.20	25.14
2	Middle-3	30	10	DFT-s-OFDM 16QAM	Inner_Full	12_6	3705.000	647000	25.70	24.27
3	Middle-3	30	10	DFT-s-OFDM 64QAM	Inner_Full	12_6	3705.000	647000	24.20	22.67
4	Middle-3	30	10	DFT-s-OFDM 256QAM	Inner_Full	12_6	3705.000	647000	22.20	20.73
5	Middle-3	30	10	CP-OFDM QPSK	Inner_Full	12_6	3705.000	647000	25.20	23.72
6	Middle-3	30	10	CP-OFDM 16QAM	Inner_Full	12_6	3705.000	647000	24.70	23.20
7	Middle-3	30	10	CP-OFDM 64QAM	Inner_Full	12_6	3705.000	647000	23.20	21.70
8	Middle-3	30	10	CP-OFDM 256QAM	Inner_Full	12_6	3705.000	647000	20.20	18.80
9	Middle-3	30	10	DFT-s-OFDM QPSK	Edge_1RB_Right	1_23	3705.000	647000	23.20	21.80
10	Middle-3	30	10	DFT-s-OFDM QPSK	Edge_1RB_Left	1_0	3705.000	647000	23.20	21.75
11	Middle-3	30	10	DFT-s-OFDM QPSK	Edge_Full_Right	2_22	3705.000	647000	23.20	21.74
12	Middle-3	30	10	DFT-s-OFDM QPSK	Edge_Full_Left	2_0	3705.000	647000	23.20	21.71
13	Middle-3	30	10	DFT-s-OFDM QPSK	Inner_1RB_Right	1_22	3705.000	647000	26.20	25.20
14	Middle-3	30	10	DFT-s-OFDM QPSK	Inner_1RB_Left	1_1	3705.000	647000	26.20	25.16
15	Middle-3	30	10	DFT-s-OFDM QPSK	Outer_Full	24_0	3705.000	647000	25.70	24.13
16	Low	30	15	DFT-s-OFDM QPSK	Inner_Full	18_9	3707.52	647168	26.20	25.18
17	Low	30	20	DFT-s-OFDM QPSK	Inner_Full	25_12	3710.01	647334	26.20	25.16
18	Low	30	30	DFT-s-OFDM QPSK	Inner_Full	36_18	3715.02	647668	26.20	25.10
19	Low	30	40	DFT-s-OFDM QPSK	Inner_Full	50_25	3720	648000	26.20	25.05
20	Low	30	50	DFT-s-OFDM QPSK	Inner_Full	64_32	3725.01	648334	26.20	25.03
21	Low	30	60	DFT-s-OFDM QPSK	Inner_Full	81_40	3730.02	648668	26.20	25.06
22	Low	30	70	DFT-s-OFDM QPSK	Inner_Full	90_45	3735	649000	26.20	25.05
23	Low	30	80	DFT-s-OFDM QPSK	Inner_Full	108_54	3740.01	649334	26.20	25.02
24	Low	30	90	DFT-s-OFDM QPSK	Inner_Full	120_60	3745.02	649668	26.20	25.01

©Copyright. All rights reserved by CTTL.

N77-H(ANT3 DSI 11/12)

No.	Test Freq Description	5G-N77H								Power Results (dBm)
		SCS (kHz)	NR BW (MHz)	Modulation	RB allocation		NR Test Freq. (MHz)	NR Test CH.	Tune up	N7H
1	High	30	10	DFT-s-OFDM QPSK	Inner_Full	12_6	3975.000	665000	10.70	9.23
2	Middle-1	30	10	DFT-s-OFDM QPSK	Inner_Full	12_6	3921.000	661400	10.70	9.26
3	Middle-2	30	10	DFT-s-OFDM QPSK	Inner_Full	12_6	3867.000	657800	10.70	9.27
4	Middle-3	30	10	DFT-s-OFDM QPSK	Inner_Full	12_6	3813.000	654200	10.70	9.29
5	Middle-5	30	10	DFT-s-OFDM QPSK	Inner_Full	12_6	3759.000	650600	10.70	9.31
6	Low	30	10	DFT-s-OFDM QPSK	Inner_Full	12_6	3705.000	647000	10.70	9.36
7	High	30	100	DFT-s-OFDM QPSK	Inner_Full	135_67	3930.000	662000	10.70	9.25
8	Middle-1	30	100	DFT-s-OFDM QPSK	Inner_Full	135_67	3750.000	650000	10.70	9.30

According to the table above, the maximum power configuration is selected as the default test configuration

No.	Test Freq Description	5G-N77H								Power Results (dBm)
		SCS (kHz)	NR BW (MHz)	Modulation	RB allocation		NR Test Freq. (MHz)	NR Test CH.	Tune up	N7H
1	Middle-3	30	10	DFT-s-OFDM PI/2 BPSK1	Inner_Full	12_6	3705.000	647000	10.70	9.33
2	Middle-3	30	10	DFT-s-OFDM 16QAM	Inner_Full	12_6	3705.000	647000	10.70	9.31
3	Middle-3	30	10	DFT-s-OFDM 64QAM	Inner_Full	12_6	3705.000	647000	10.70	9.31
4	Middle-3	30	10	DFT-s-OFDM 256QAM	Inner_Full	12_6	3705.000	647000	10.70	9.32
5	Middle-3	30	10	CP-OFDM QPSK	Inner_Full	12_6	3705.000	647000	10.70	9.34
6	Middle-3	30	10	CP-OFDM 16QAM	Inner_Full	12_6	3705.000	647000	10.70	9.33
7	Middle-3	30	10	CP-OFDM 64QAM	Inner_Full	12_6	3705.000	647000	10.70	9.33
8	Middle-3	30	10	CP-OFDM 256QAM	Inner_Full	12_6	3705.000	647000	10.70	9.33
9	Middle-3	30	10	DFT-s-OFDM QPSK	Edge_1RB_Right	1_23	3705.000	647000	10.70	9.32
10	Middle-3	30	10	DFT-s-OFDM QPSK	Edge_1RB_Left	1_0	3705.000	647000	10.70	9.32
11	Middle-3	30	10	DFT-s-OFDM QPSK	Edge_Full_Right	2_22	3705.000	647000	10.70	9.31
12	Middle-3	30	10	DFT-s-OFDM QPSK	Edge_Full_Left	2_0	3705.000	647000	10.70	9.32
13	Middle-3	30	10	DFT-s-OFDM QPSK	Inner_1RB_Right	1_22	3705.000	647000	10.70	9.31
14	Middle-3	30	10	DFT-s-OFDM QPSK	Inner_1RB_Left	1_1	3705.000	647000	10.70	9.33
15	Middle-3	30	10	DFT-s-OFDM QPSK	Outer_Full	24_0	3705.000	647000	10.70	9.32
16	Low	30	15	DFT-s-OFDM QPSK	Inner_Full	18_9	3707.52	647168	10.70	9.33
17	Low	30	20	DFT-s-OFDM QPSK	Inner_Full	25_12	3710.01	647334	10.70	9.32
18	Low	30	30	DFT-s-OFDM QPSK	Inner_Full	36_18	3715.02	647668	10.70	9.30
19	Low	30	40	DFT-s-OFDM QPSK	Inner_Full	50_25	3720	648000	10.70	9.28
20	Low	30	50	DFT-s-OFDM QPSK	Inner_Full	64_32	3725.01	648334	10.70	9.27
21	Low	30	60	DFT-s-OFDM QPSK	Inner_Full	81_40	3730.02	648668	10.70	9.28
22	Low	30	70	DFT-s-OFDM QPSK	Inner_Full	90_45	3735	649000	10.70	9.28
23	Low	30	80	DFT-s-OFDM QPSK	Inner_Full	108_54	3740.01	649334	10.70	9.27
24	Low	30	90	DFT-s-OFDM QPSK	Inner_Full	120_60	3745.02	649668	10.70	9.26

©Copyright. All rights reserved by CTTL.

N77-H(ANT3 DSI 13)

No.	Test Freq Description	5G-N77H								Power Results (dBm)
		SCS (kHz)	NR BW (MHz)	Modulation	RB allocation		NR Test Freq. (MHz)	NR Test CH.	Tune up	N7H
1	High	30	10	DFT-s-OFDM QPSK	Inner_Full	12_6	3975.000	665000	26.70	24.80
2	Middle-1	30	10	DFT-s-OFDM QPSK	Inner_Full	12_6	3921.000	661400	26.70	24.86
3	Middle-2	30	10	DFT-s-OFDM QPSK	Inner_Full	12_6	3867.000	657800	26.70	24.91
4	Middle-3	30	10	DFT-s-OFDM QPSK	Inner_Full	12_6	3813.000	654200	26.70	24.96
5	Middle-5	30	10	DFT-s-OFDM QPSK	Inner_Full	12_6	3759.000	650600	26.70	25.00
6	Low	30	10	DFT-s-OFDM QPSK	Inner_Full	12_6	3705.000	647000	26.70	25.08
7	High	30	100	DFT-s-OFDM QPSK	Inner_Full	135_67	3930.000	662000	26.70	24.83
8	Middle-1	30	100	DFT-s-OFDM QPSK	Inner_Full	135_67	3750.000	650000	26.70	24.99

According to the table above, the maximum power configuration is selected as the default test configuration

No.	Test Freq Description	5G-N77H								Power Results (dBm)
		SCS (kHz)	NR BW (MHz)	Modulation	RB allocation		NR Test Freq. (MHz)	NR Test CH.	Tune up	N7H
1	Middle-3	30	10	DFT-s-OFDM PI/2 BPSK1	Inner_Full	12_6	3705.000	647000	26.70	25.07
2	Middle-3	30	10	DFT-s-OFDM 16QAM	Inner_Full	12_6	3705.000	647000	25.70	24.05
3	Middle-3	30	10	DFT-s-OFDM 64QAM	Inner_Full	12_6	3705.000	647000	24.20	22.30
4	Middle-3	30	10	DFT-s-OFDM 256QAM	Inner_Full	12_6	3705.000	647000	22.20	20.42
5	Middle-3	30	10	CP-OFDM QPSK	Inner_Full	12_6	3705.000	647000	25.20	23.59
6	Middle-3	30	10	CP-OFDM 16QAM	Inner_Full	12_6	3705.000	647000	24.70	23.03
7	Middle-3	30	10	CP-OFDM 64QAM	Inner_Full	12_6	3705.000	647000	23.20	21.66
8	Middle-3	30	10	CP-OFDM 256QAM	Inner_Full	12_6	3705.000	647000	20.20	18.58
9	Middle-3	30	10	DFT-s-OFDM QPSK	Edge_1RB_Right	1_23	3705.000	647000	23.20	21.49
10	Middle-3	30	10	DFT-s-OFDM QPSK	Edge_1RB_Left	1_0	3705.000	647000	23.20	21.50
11	Middle-3	30	10	DFT-s-OFDM QPSK	Edge_Full_Right	2_22	3705.000	647000	23.20	21.47
12	Middle-3	30	10	DFT-s-OFDM QPSK	Edge_Full_Left	2_0	3705.000	647000	23.20	21.44
13	Middle-3	30	10	DFT-s-OFDM QPSK	Inner_1RB_Right	1_22	3705.000	647000	26.70	25.01
14	Middle-3	30	10	DFT-s-OFDM QPSK	Inner_1RB_Left	1_1	3705.000	647000	26.70	25.07
15	Middle-3	30	10	DFT-s-OFDM QPSK	Outer_Full	24_0	3705.000	647000	25.70	24.00
21	Low	30	15	DFT-s-OFDM QPSK	Inner_Full	18_9	3707.52	647168	26.70	25.05
27	Low	30	20	DFT-s-OFDM QPSK	Inner_Full	25_12	3710.01	647334	26.70	25.03
33	Low	30	30	DFT-s-OFDM QPSK	Inner_Full	36_18	3715.02	647668	26.70	24.97
39	Low	30	40	DFT-s-OFDM QPSK	Inner_Full	50_25	3720	648000	26.70	24.92
44	Low	30	50	DFT-s-OFDM QPSK	Inner_Full	64_32	3725.01	648334	26.70	24.90
48	Low	30	60	DFT-s-OFDM QPSK	Inner_Full	81_40	3730.02	648668	26.70	24.93
52	Low	30	70	DFT-s-OFDM QPSK	Inner_Full	90_45	3735	649000	26.70	24.92
55	Low	30	80	DFT-s-OFDM QPSK	Inner_Full	108_54	3740.01	649334	26.70	24.89
58	Low	30	90	DFT-s-OFDM QPSK	Inner_Full	120_60	3745.02	649668	26.70	24.88

©Copyright. All rights reserved by CTTL.

N77-H(ANT0 DSI 1/2)

No.	Test Freq Description	5G-N77H								Power Results (dBm)
		SCS (kHz)	NR BW (MHz)	Modulation	RB allocation		NR Test Freq. (MHz)	NR Test CH.	Tune up	N7H
1	High	30	10	DFT-s-OFDM QPSK	Inner_Full	12_6	3975.000	665000	23.20	21.79
2	Middle-1	30	10	DFT-s-OFDM QPSK	Inner_Full	12_6	3921.000	661400	23.20	21.75
3	Middle-2	30	10	DFT-s-OFDM QPSK	Inner_Full	12_6	3867.000	657800	23.20	21.76
4	Middle-3	30	10	DFT-s-OFDM QPSK	Inner_Full	12_6	3813.000	654200	23.20	21.78
5	Middle-5	30	10	DFT-s-OFDM QPSK	Inner_Full	12_6	3759.000	650600	23.20	21.77
6	Low	30	10	DFT-s-OFDM QPSK	Inner_Full	12_6	3705.000	647000	23.20	21.81
7	High	30	100	DFT-s-OFDM QPSK	Inner_Full	135_67	3930.000	662000	23.20	21.73
8	Middle-1	30	100	DFT-s-OFDM QPSK	Inner_Full	135_67	3750.000	650000	23.20	21.75

According to the table above, the maximum power configuration is selected as the default test configuration

No.	Test Freq Description	5G-N77H								Power Results (dBm)
		SCS (kHz)	NR BW (MHz)	Modulation	RB allocation		NR Test Freq. (MHz)	NR Test CH.	Tune up	N7H
1	Middle-3	30	10	DFT-s-OFDM PI/2 BPSK1	Inner_Full	12_6	3705.000	647000	23.20	21.74
2	Middle-3	30	10	DFT-s-OFDM 16QAM	Inner_Full	12_6	3705.000	647000	23.20	21.73
3	Middle-3	30	10	DFT-s-OFDM 64QAM	Inner_Full	12_6	3705.000	647000	23.20	21.68
4	Middle-3	30	10	DFT-s-OFDM 256QAM	Inner_Full	12_6	3705.000	647000	22.20	20.30
5	Middle-3	30	10	CP-OFDM QPSK	Inner_Full	12_6	3705.000	647000	23.20	21.74
6	Middle-3	30	10	CP-OFDM 16QAM	Inner_Full	12_6	3705.000	647000	23.20	21.72
7	Middle-3	30	10	CP-OFDM 64QAM	Inner_Full	12_6	3705.000	647000	23.20	21.34
8	Middle-3	30	10	CP-OFDM 256QAM	Inner_Full	12_6	3705.000	647000	20.20	18.40
9	Middle-3	30	10	DFT-s-OFDM QPSK	Edge_1RB_Right	1_23	3705.000	647000	23.20	21.21
10	Middle-3	30	10	DFT-s-OFDM QPSK	Edge_1RB_Left	1_0	3705.000	647000	23.20	21.23
11	Middle-3	30	10	DFT-s-OFDM QPSK	Edge_Full_Right	2_22	3705.000	647000	23.20	21.26
12	Middle-3	30	10	DFT-s-OFDM QPSK	Edge_Full_Left	2_0	3705.000	647000	23.20	21.25
13	Middle-3	30	10	DFT-s-OFDM QPSK	Inner_1RB_Right	1_22	3705.000	647000	23.20	21.72
14	Middle-3	30	10	DFT-s-OFDM QPSK	Inner_1RB_Left	1_1	3705.000	647000	23.20	21.74
15	Middle-3	30	10	DFT-s-OFDM QPSK	Outer_Full	24_0	3705.000	647000	23.20	21.73
16	Low	30	15	DFT-s-OFDM QPSK	Inner_Full	18_9	3707.52	647168	23.20	21.73
17	Low	30	20	DFT-s-OFDM QPSK	Inner_Full	25_12	3710.01	647334	23.20	21.78
18	Low	30	30	DFT-s-OFDM QPSK	Inner_Full	36_18	3715.02	647668	23.20	21.75
19	Low	30	40	DFT-s-OFDM QPSK	Inner_Full	50_25	3720	648000	23.20	21.73
20	Low	30	50	DFT-s-OFDM QPSK	Inner_Full	64_32	3725.01	648334	23.20	21.71
21	Low	30	60	DFT-s-OFDM QPSK	Inner_Full	81_40	3730.02	648668	23.20	21.74
22	Low	30	70	DFT-s-OFDM QPSK	Inner_Full	90_45	3735	649000	23.20	21.71
23	Low	30	80	DFT-s-OFDM QPSK	Inner_Full	108_54	3740.01	649334	23.20	21.70
24	Low	30	90	DFT-s-OFDM QPSK	Inner_Full	120_60	3745.02	649668	23.20	21.71

©Copyright. All rights reserved by CTTL.

N77-H(ANT0 DSI 5)

No.	Test Freq Description	5G-N77H								Power Results (dBm)
		SCS (kHz)	NR BW (MHz)	Modulation	RB allocation		NR Test Freq. (MHz)	NR Test CH.	Tune up	N7H
1	High	30	10	DFT-s-OFDM QPSK	Inner_Full	12_6	3975.000	665000	25.20	23.74
2	Middle-1	30	10	DFT-s-OFDM QPSK	Inner_Full	12_6	3921.000	661400	25.20	23.70
3	Middle-2	30	10	DFT-s-OFDM QPSK	Inner_Full	12_6	3867.000	657800	25.20	23.71
4	Middle-3	30	10	DFT-s-OFDM QPSK	Inner_Full	12_6	3813.000	654200	25.20	23.73
5	Middle-5	30	10	DFT-s-OFDM QPSK	Inner_Full	12_6	3759.000	650600	25.20	23.72
6	Low	30	10	DFT-s-OFDM QPSK	Inner_Full	12_6	3705.000	647000	25.20	23.76
7	High	30	100	DFT-s-OFDM QPSK	Inner_Full	135_67	3930.000	662000	25.20	23.67
8	Middle-1	30	100	DFT-s-OFDM QPSK	Inner_Full	135_67	3750.000	650000	25.20	23.69

According to the table above, the maximum power configuration is selected as the default test configuration

No.	Test Freq Description	5G-N77H								Power Results (dBm)
		SCS (kHz)	NR BW (MHz)	Modulation	RB allocation		NR Test Freq. (MHz)	NR Test CH.	Tune up	N7H
1	Middle-3	30	10	DFT-s-OFDM PI/2 BPSK1	Inner_Full	12_6	3705.000	647000	25.20	23.75
2	Middle-3	30	10	DFT-s-OFDM 16QAM	Inner_Full	12_6	3705.000	647000	25.20	23.73
3	Middle-3	30	10	DFT-s-OFDM 64QAM	Inner_Full	12_6	3705.000	647000	24.20	22.30
4	Middle-3	30	10	DFT-s-OFDM 256QAM	Inner_Full	12_6	3705.000	647000	22.20	20.30
5	Middle-3	30	10	CP-OFDM QPSK	Inner_Full	12_6	3705.000	647000	25.20	23.30
6	Middle-3	30	10	CP-OFDM 16QAM	Inner_Full	12_6	3705.000	647000	24.70	22.78
7	Middle-3	30	10	CP-OFDM 64QAM	Inner_Full	12_6	3705.000	647000	23.20	21.31
8	Middle-3	30	10	CP-OFDM 256QAM	Inner_Full	12_6	3705.000	647000	20.20	18.43
9	Middle-3	30	10	DFT-s-OFDM QPSK	Edge_1RB_Right	1_23	3705.000	647000	23.20	21.27
10	Middle-3	30	10	DFT-s-OFDM QPSK	Edge_1RB_Left	1_0	3705.000	647000	23.20	21.26
11	Middle-3	30	10	DFT-s-OFDM QPSK	Edge_Full_Right	2_22	3705.000	647000	23.20	21.28
12	Middle-3	30	10	DFT-s-OFDM QPSK	Edge_Full_Left	2_0	3705.000	647000	23.20	21.20
13	Middle-3	30	10	DFT-s-OFDM QPSK	Inner_1RB_Right	1_22	3705.000	647000	25.20	23.75
14	Middle-3	30	10	DFT-s-OFDM QPSK	Inner_1RB_Left	1_1	3705.000	647000	25.20	23.81
15	Middle-3	30	10	DFT-s-OFDM QPSK	Outer_Full	24_0	3705.000	647000	25.20	23.75
21	Low	30	15	DFT-s-OFDM QPSK	Inner_Full	18_9	3707.52	647168	25.20	23.80
27	Low	30	20	DFT-s-OFDM QPSK	Inner_Full	25_12	3710.01	647334	25.20	23.77
33	Low	30	30	DFT-s-OFDM QPSK	Inner_Full	36_18	3715.02	647668	25.20	23.75
39	Low	30	40	DFT-s-OFDM QPSK	Inner_Full	50_25	3720	648000	25.20	23.72
44	Low	30	50	DFT-s-OFDM QPSK	Inner_Full	64_32	3725.01	648334	25.20	23.73
48	Low	30	60	DFT-s-OFDM QPSK	Inner_Full	81_40	3730.02	648668	25.20	23.76
52	Low	30	70	DFT-s-OFDM QPSK	Inner_Full	90_45	3735	649000	25.20	23.73
55	Low	30	80	DFT-s-OFDM QPSK	Inner_Full	108_54	3740.01	649334	25.20	23.72
58	Low	30	90	DFT-s-OFDM QPSK	Inner_Full	120_60	3745.02	649668	25.20	23.73

©Copyright. All rights reserved by CTTL.

N77-H(ANT0 DSI 11/12)

No.	Test Freq Description	5G-N77H								Power Results (dBm)
		SCS (kHz)	NR BW (MHz)	Modulation	RB allocation		NR Test Freq. (MHz)	NR Test CH.	Tune up	N7H
1	High	30	10	DFT-s-OFDM QPSK	Inner_Full	12_6	3975.000	665000	23.70	22.29
2	Middle-1	30	10	DFT-s-OFDM QPSK	Inner_Full	12_6	3921.000	661400	23.70	22.25
3	Middle-2	30	10	DFT-s-OFDM QPSK	Inner_Full	12_6	3867.000	657800	23.70	22.26
4	Middle-3	30	10	DFT-s-OFDM QPSK	Inner_Full	12_6	3813.000	654200	23.70	22.28
5	Middle-5	30	10	DFT-s-OFDM QPSK	Inner_Full	12_6	3759.000	650600	23.70	22.27
6	Low	30	10	DFT-s-OFDM QPSK	Inner_Full	12_6	3705.000	647000	23.70	22.31
7	High	30	100	DFT-s-OFDM QPSK	Inner_Full	135_67	3930.000	662000	23.70	22.23
8	Middle-1	30	100	DFT-s-OFDM QPSK	Inner_Full	135_67	3750.000	650000	23.70	22.25

According to the table above, the maximum power configuration is selected as the default test configuration

No.	Test Freq Description	5G-N77H								Power Results (dBm)
		SCS (kHz)	NR BW (MHz)	Modulation	RB allocation		NR Test Freq. (MHz)	NR Test CH.	Tune up	N7H
1	Middle-3	30	10	DFT-s-OFDM PI/2 BPSK1	Inner_Full	12_6	3705.000	647000	23.70	22.24
2	Middle-3	30	10	DFT-s-OFDM 16QAM	Inner_Full	12_6	3705.000	647000	23.70	22.23
3	Middle-3	30	10	DFT-s-OFDM 64QAM	Inner_Full	12_6	3705.000	647000	23.70	22.18
4	Middle-3	30	10	DFT-s-OFDM 256QAM	Inner_Full	12_6	3705.000	647000	22.20	20.80
5	Middle-3	30	10	CP-OFDM QPSK	Inner_Full	12_6	3705.000	647000	23.70	22.24
6	Middle-3	30	10	CP-OFDM 16QAM	Inner_Full	12_6	3705.000	647000	23.70	22.22
7	Middle-3	30	10	CP-OFDM 64QAM	Inner_Full	12_6	3705.000	647000	23.20	21.84
8	Middle-3	30	10	CP-OFDM 256QAM	Inner_Full	12_6	3705.000	647000	20.20	18.90
9	Middle-3	30	10	DFT-s-OFDM QPSK	Edge_1RB_Right	1_23	3705.000	647000	23.20	21.71
10	Middle-3	30	10	DFT-s-OFDM QPSK	Edge_1RB_Left	1_0	3705.000	647000	23.20	21.73
11	Middle-3	30	10	DFT-s-OFDM QPSK	Edge_Full_Right	2_22	3705.000	647000	23.20	21.76
12	Middle-3	30	10	DFT-s-OFDM QPSK	Edge_Full_Left	2_0	3705.000	647000	23.20	21.75
13	Middle-3	30	10	DFT-s-OFDM QPSK	Inner_1RB_Right	1_22	3705.000	647000	23.70	22.22
14	Middle-3	30	10	DFT-s-OFDM QPSK	Inner_1RB_Left	1_1	3705.000	647000	23.70	22.24
15	Middle-3	30	10	DFT-s-OFDM QPSK	Outer_Full	24_0	3705.000	647000	23.70	22.23
21	Low	30	15	DFT-s-OFDM QPSK	Inner_Full	18_9	3707.52	647168	23.70	22.23
27	Low	30	20	DFT-s-OFDM QPSK	Inner_Full	25_12	3710.01	647334	23.70	22.28
33	Low	30	30	DFT-s-OFDM QPSK	Inner_Full	36_18	3715.02	647668	23.70	22.25
39	Low	30	40	DFT-s-OFDM QPSK	Inner_Full	50_25	3720	648000	23.70	22.23
44	Low	30	50	DFT-s-OFDM QPSK	Inner_Full	64_32	3725.01	648334	23.70	22.21
48	Low	30	60	DFT-s-OFDM QPSK	Inner_Full	81_40	3730.02	648668	23.70	22.24
52	Low	30	70	DFT-s-OFDM QPSK	Inner_Full	90_45	3735	649000	23.70	22.21
55	Low	30	80	DFT-s-OFDM QPSK	Inner_Full	108_54	3740.01	649334	23.70	22.20
58	Low	30	90	DFT-s-OFDM QPSK	Inner_Full	120_60	3745.02	649668	23.70	22.21

©Copyright. All rights reserved by CTTL.

N77-H(ANT0 DSI 13)

No.	Test Freq Description	5G-N77H								Power Results (dBm)
		SCS (kHz)	NR BW (MHz)	Modulation	RB allocation		NR Test Freq. (MHz)	NR Test CH.	Tune up	N7H
1	High	30	10	DFT-s-OFDM QPSK	Inner_Full	12_6	3975.000	665000	13.70	12.51
2	Middle-1	30	10	DFT-s-OFDM QPSK	Inner_Full	12_6	3921.000	661400	13.70	12.49
3	Middle-2	30	10	DFT-s-OFDM QPSK	Inner_Full	12_6	3867.000	657800	13.70	12.50
4	Middle-3	30	10	DFT-s-OFDM QPSK	Inner_Full	12_6	3813.000	654200	13.70	12.51
5	Middle-5	30	10	DFT-s-OFDM QPSK	Inner_Full	12_6	3759.000	650600	13.70	12.50
6	Low	30	10	DFT-s-OFDM QPSK	Inner_Full	12_6	3705.000	647000	13.70	12.53
7	High	30	100	DFT-s-OFDM QPSK	Inner_Full	135_67	3930.000	662000	13.70	12.36
8	Middle-1	30	100	DFT-s-OFDM QPSK	Inner_Full	135_67	3750.000	650000	13.70	12.38

According to the table above, the maximum power configuration is selected as the default test configuration

No.	Test Freq Description	5G-N77H								Power Results (dBm)
		SCS (kHz)	NR BW (MHz)	Modulation	RB allocation		NR Test Freq. (MHz)	NR Test CH.	Tune up	N7H
1	Middle-3	30	10	DFT-s-OFDM PI/2 BPSK1	Inner_Full	12_6	3705.000	647000	13.70	12.52
2	Middle-3	30	10	DFT-s-OFDM 16QAM	Inner_Full	12_6	3705.000	647000	13.70	12.51
3	Middle-3	30	10	DFT-s-OFDM 64QAM	Inner_Full	12_6	3705.000	647000	13.70	12.44
4	Middle-3	30	10	DFT-s-OFDM 256QAM	Inner_Full	12_6	3705.000	647000	13.70	12.52
5	Middle-3	30	10	CP-OFDM QPSK	Inner_Full	12_6	3705.000	647000	13.70	12.46
6	Middle-3	30	10	CP-OFDM 16QAM	Inner_Full	12_6	3705.000	647000	13.70	12.48
7	Middle-3	30	10	CP-OFDM 64QAM	Inner_Full	12_6	3705.000	647000	13.70	12.51
8	Middle-3	30	10	CP-OFDM 256QAM	Inner_Full	12_6	3705.000	647000	13.70	12.51
9	Middle-3	30	10	DFT-s-OFDM QPSK	Edge_1RB_Right	1_23	3705.000	647000	13.70	12.47
10	Middle-3	30	10	DFT-s-OFDM QPSK	Edge_1RB_Left	1_0	3705.000	647000	13.70	12.42
11	Middle-3	30	10	DFT-s-OFDM QPSK	Edge_Full_Right	2_22	3705.000	647000	13.70	12.37
12	Middle-3	30	10	DFT-s-OFDM QPSK	Edge_Full_Left	2_0	3705.000	647000	13.70	12.38
13	Middle-3	30	10	DFT-s-OFDM QPSK	Inner_1RB_Right	1_22	3705.000	647000	13.70	12.49
14	Middle-3	30	10	DFT-s-OFDM QPSK	Inner_1RB_Left	1_1	3705.000	647000	13.70	12.52
15	Middle-3	30	10	DFT-s-OFDM QPSK	Outer_Full	24_0	3705.000	647000	13.70	12.50
21	Low	30	15	DFT-s-OFDM QPSK	Inner_Full	18_9	3707.52	647168	13.70	12.51
27	Low	30	20	DFT-s-OFDM QPSK	Inner_Full	25_12	3710.01	647334	13.70	12.50
33	Low	30	30	DFT-s-OFDM QPSK	Inner_Full	36_18	3715.02	647668	13.70	12.49
39	Low	30	40	DFT-s-OFDM QPSK	Inner_Full	50_25	3720	648000	13.70	12.47
44	Low	30	50	DFT-s-OFDM QPSK	Inner_Full	64_32	3725.01	648334	13.70	12.73
48	Low	30	60	DFT-s-OFDM QPSK	Inner_Full	81_40	3730.02	648668	13.70	12.44
52	Low	30	70	DFT-s-OFDM QPSK	Inner_Full	90_45	3735	649000	13.70	12.42
55	Low	30	80	DFT-s-OFDM QPSK	Inner_Full	108_54	3740.01	649334	13.70	12.41
58	Low	30	90	DFT-s-OFDM QPSK	Inner_Full	120_60	3745.02	649668	13.70	12.39

©Copyright. All rights reserved by CTTL.

N77-H(ANT7 DSI 1)

No.	Test Freq Description	5G-N77H								Power Results (dBm)
		SCS (kHz)	NR BW (MHz)	Modulation	RB allocation		NR Test Freq. (MHz)	NR Test CH.	Tune up	N7H
1	High	30	10	DFT-s-OFDM QPSK	Inner_Full	12_6	3975.000	665000	20.00	18.65
2	Middle-1	30	10	DFT-s-OFDM QPSK	Inner_Full	12_6	3921.000	661400	20.00	18.62
3	Middle-2	30	10	DFT-s-OFDM QPSK	Inner_Full	12_6	3867.000	657800	20.00	18.64
4	Middle-3	30	10	DFT-s-OFDM QPSK	Inner_Full	12_6	3813.000	654200	20.00	18.65
5	Middle-5	30	10	DFT-s-OFDM QPSK	Inner_Full	12_6	3759.000	650600	20.00	18.64
6	Low	30	10	DFT-s-OFDM QPSK	Inner_Full	12_6	3705.000	647000	20.00	18.67
7	High	30	100	DFT-s-OFDM QPSK	Inner_Full	135_67	3930.000	662000	20.00	18.63
8	Middle-1	30	100	DFT-s-OFDM QPSK	Inner_Full	135_67	3750.000	650000	20.00	18.66

According to the table above, the maximum power configuration is selected as the default test configuration

No.	Test Freq Description	5G-N77H								Power Results (dBm)
		SCS (kHz)	NR BW (MHz)	Modulation	RB allocation		NR Test Freq. (MHz)	NR Test CH.	Tune up	N7H
1	Middle-3	30	10	DFT-s-OFDM PI/2 BPSK1	Inner_Full	12_6	3705.000	647000	20.00	18.62
2	Middle-3	30	10	DFT-s-OFDM 16QAM	Inner_Full	12_6	3705.000	647000	20.00	18.66
3	Middle-3	30	10	DFT-s-OFDM 64QAM	Inner_Full	12_6	3705.000	647000	20.00	18.65
4	Middle-3	30	10	DFT-s-OFDM 256QAM	Inner_Full	12_6	3705.000	647000	20.00	18.34
5	Middle-3	30	10	CP-OFDM QPSK	Inner_Full	12_6	3705.000	647000	20.00	18.62
6	Middle-3	30	10	CP-OFDM 16QAM	Inner_Full	12_6	3705.000	647000	20.00	18.63
7	Middle-3	30	10	CP-OFDM 64QAM	Inner_Full	12_6	3705.000	647000	20.00	18.61
8	Middle-3	30	10	CP-OFDM 256QAM	Inner_Full	12_6	3705.000	647000	18.00	16.41
9	Middle-3	30	10	DFT-s-OFDM QPSK	Edge_1RB_Right	1_23	3705.000	647000	20.00	18.62
10	Middle-3	30	10	DFT-s-OFDM QPSK	Edge_1RB_Left	1_0	3705.000	647000	20.00	18.62
11	Middle-3	30	10	DFT-s-OFDM QPSK	Edge_Full_Right	2_22	3705.000	647000	20.00	18.65
12	Middle-3	30	10	DFT-s-OFDM QPSK	Edge_Full_Left	2_0	3705.000	647000	20.00	18.62
13	Middle-3	30	10	DFT-s-OFDM QPSK	Inner_1RB_Right	1_22	3705.000	647000	20.00	18.62
14	Middle-3	30	10	DFT-s-OFDM QPSK	Inner_1RB_Left	1_1	3705.000	647000	20.00	18.66
15	Middle-3	30	10	DFT-s-OFDM QPSK	Outer_Full	24_0	3705.000	647000	20.00	18.63
21	Low	30	15	DFT-s-OFDM QPSK	Inner_Full	18_9	3707.52	647168	20.00	18.65
27	Low	30	20	DFT-s-OFDM QPSK	Inner_Full	25_12	3710.01	647334	20.00	18.64
33	Low	30	30	DFT-s-OFDM QPSK	Inner_Full	36_18	3715.02	647668	20.00	18.62
39	Low	30	40	DFT-s-OFDM QPSK	Inner_Full	50_25	3720	648000	20.00	18.60
43	Middle-3	30	50	DFT-s-OFDM QPSK	Inner_Full	64_32	3782.49	652166	20.00	18.62
48	Low	30	60	DFT-s-OFDM QPSK	Inner_Full	81_40	3730.02	648668	20.00	18.56
52	Low	30	70	DFT-s-OFDM QPSK	Inner_Full	90_45	3735	649000	20.00	18.53
55	Low	30	80	DFT-s-OFDM QPSK	Inner_Full	108_54	3740.01	649334	20.00	18.51
58	Low	30	90	DFT-s-OFDM QPSK	Inner_Full	120_60	3745.02	649668	20.00	18.48

©Copyright. All rights reserved by CTTL.

N77-H(ANT7 DSI 2)

No.	Test Freq Description	5G-N77H								Power Results (dBm)
		SCS (kHz)	NR BW (MHz)	Modulation	RB allocation		NR Test Freq. (MHz)	NR Test CH.	Tune up	N7H
1	High	30	10	DFT-s-OFDM QPSK	Inner_Full	12_6	3975.000	665000	18.00	16.63
2	Middle-1	30	10	DFT-s-OFDM QPSK	Inner_Full	12_6	3921.000	661400	18.00	16.61
3	Middle-2	30	10	DFT-s-OFDM QPSK	Inner_Full	12_6	3867.000	657800	18.00	16.63
4	Middle-3	30	10	DFT-s-OFDM QPSK	Inner_Full	12_6	3813.000	654200	18.00	16.63
5	Middle-5	30	10	DFT-s-OFDM QPSK	Inner_Full	12_6	3759.000	650600	18.00	16.63
6	Low	30	10	DFT-s-OFDM QPSK	Inner_Full	12_6	3705.000	647000	18.00	16.65
7	High	30	100	DFT-s-OFDM QPSK	Inner_Full	135_67	3930.000	662000	18.00	16.62
8	Middle-1	30	100	DFT-s-OFDM QPSK	Inner_Full	135_67	3750.000	650000	18.00	16.64

According to the table above, the maximum power configuration is selected as the default test configuration

No.	Test Freq Description	5G-N77H								Power Results (dBm)
		SCS (kHz)	NR BW (MHz)	Modulation	RB allocation		NR Test Freq. (MHz)	NR Test CH.	Tune up	N7H
1	Middle-3	30	10	DFT-s-OFDM PI/2 BPSK1	Inner_Full	12_6	3705.000	647000	18.00	16.61
2	Middle-3	30	10	DFT-s-OFDM 16QAM	Inner_Full	12_6	3705.000	647000	18.00	16.64
3	Middle-3	30	10	DFT-s-OFDM 64QAM	Inner_Full	12_6	3705.000	647000	18.00	16.63
4	Middle-3	30	10	DFT-s-OFDM 256QAM	Inner_Full	12_6	3705.000	647000	18.00	16.61
5	Middle-3	30	10	CP-OFDM QPSK	Inner_Full	12_6	3705.000	647000	18.00	16.61
6	Middle-3	30	10	CP-OFDM 16QAM	Inner_Full	12_6	3705.000	647000	18.00	16.62
7	Middle-3	30	10	CP-OFDM 64QAM	Inner_Full	12_6	3705.000	647000	18.00	16.56
8	Middle-3	30	10	CP-OFDM 256QAM	Inner_Full	12_6	3705.000	647000	18.00	16.40
9	Middle-3	30	10	DFT-s-OFDM QPSK	Edge_1RB_Right	1_23	3705.000	647000	18.00	16.61
10	Middle-3	30	10	DFT-s-OFDM QPSK	Edge_1RB_Left	1_0	3705.000	647000	18.00	16.60
11	Middle-3	30	10	DFT-s-OFDM QPSK	Edge_Full_Right	2_22	3705.000	647000	18.00	16.63
12	Middle-3	30	10	DFT-s-OFDM QPSK	Edge_Full_Left	2_0	3705.000	647000	18.00	16.61
13	Middle-3	30	10	DFT-s-OFDM QPSK	Inner_1RB_Right	1_22	3705.000	647000	18.00	16.61
14	Middle-3	30	10	DFT-s-OFDM QPSK	Inner_1RB_Left	1_1	3705.000	647000	18.00	16.64
15	Middle-3	30	10	DFT-s-OFDM QPSK	Outer_Full	24_0	3705.000	647000	18.00	16.62
21	Low	30	15	DFT-s-OFDM QPSK	Inner_Full	18_9	3707.52	647168	18.00	16.63
27	Low	30	20	DFT-s-OFDM QPSK	Inner_Full	25_12	3710.01	647334	18.00	16.63
33	Low	30	30	DFT-s-OFDM QPSK	Inner_Full	36_18	3715.02	647668	18.00	16.61
39	Low	30	40	DFT-s-OFDM QPSK	Inner_Full	50_25	3720	648000	18.00	16.58
43	Middle-3	30	50	DFT-s-OFDM QPSK	Inner_Full	64_32	3782.49	652166	18.00	16.61
48	Low	30	60	DFT-s-OFDM QPSK	Inner_Full	81_40	3730.02	648668	18.00	16.55
52	Low	30	70	DFT-s-OFDM QPSK	Inner_Full	90_45	3735	649000	18.00	16.53
55	Low	30	80	DFT-s-OFDM QPSK	Inner_Full	108_54	3740.01	649334	18.00	16.51
58	Low	30	90	DFT-s-OFDM QPSK	Inner_Full	120_60	3745.02	649668	18.00	16.48

©Copyright. All rights reserved by CTTL.

N77-H(ANT7 DSI 5)

No.	Test Freq Description	5G-N77H								Power Results (dBm)
		SCS (kHz)	NR BW (MHz)	Modulation	RB allocation		NR Test Freq. (MHz)	NR Test CH.	Tune up	N7H
1	High	30	10	DFT-s-OFDM QPSK	Inner_Full	12_6	3975.000	665000	21.00	19.67
2	Middle-1	30	10	DFT-s-OFDM QPSK	Inner_Full	12_6	3921.000	661400	21.00	19.64
3	Middle-2	30	10	DFT-s-OFDM QPSK	Inner_Full	12_6	3867.000	657800	21.00	19.66
4	Middle-3	30	10	DFT-s-OFDM QPSK	Inner_Full	12_6	3813.000	654200	21.00	19.67
5	Middle-5	30	10	DFT-s-OFDM QPSK	Inner_Full	12_6	3759.000	650600	21.00	19.66
6	Low	30	10	DFT-s-OFDM QPSK	Inner_Full	12_6	3705.000	647000	21.00	19.69
7	High	30	100	DFT-s-OFDM QPSK	Inner_Full	135_67	3930.000	662000	21.00	19.65
8	Middle-1	30	100	DFT-s-OFDM QPSK	Inner_Full	135_67	3750.000	650000	21.00	19.68

According to the table above, the maximum power configuration is selected as the default test configuration

No.	Test Freq Description	5G-N77H								Power Results (dBm)
		SCS (kHz)	NR BW (MHz)	Modulation	RB allocation		NR Test Freq. (MHz)	NR Test CH.	Tune up	N7H
1	Middle-3	30	10	DFT-s-OFDM PI/2 BPSK1	Inner_Full	12_6	3705.000	647000	21.00	19.64
2	Middle-3	30	10	DFT-s-OFDM 16QAM	Inner_Full	12_6	3705.000	647000	21.00	19.68
3	Middle-3	30	10	DFT-s-OFDM 64QAM	Inner_Full	12_6	3705.000	647000	21.00	19.67
4	Middle-3	30	10	DFT-s-OFDM 256QAM	Inner_Full	12_6	3705.000	647000	20.00	18.40
5	Middle-3	30	10	CP-OFDM QPSK	Inner_Full	12_6	3705.000	647000	21.00	19.64
6	Middle-3	30	10	CP-OFDM 16QAM	Inner_Full	12_6	3705.000	647000	21.00	19.65
7	Middle-3	30	10	CP-OFDM 64QAM	Inner_Full	12_6	3705.000	647000	21.00	19.36
8	Middle-3	30	10	CP-OFDM 256QAM	Inner_Full	12_6	3705.000	647000	18.00	16.41
9	Middle-3	30	10	DFT-s-OFDM QPSK	Edge_1RB_Right	1_23	3705.000	647000	21.00	19.38
10	Middle-3	30	10	DFT-s-OFDM QPSK	Edge_1RB_Left	1_0	3705.000	647000	21.00	19.38
11	Middle-3	30	10	DFT-s-OFDM QPSK	Edge_Full_Right	2_22	3705.000	647000	21.00	19.41
12	Middle-3	30	10	DFT-s-OFDM QPSK	Edge_Full_Left	2_0	3705.000	647000	21.00	19.38
13	Middle-3	30	10	DFT-s-OFDM QPSK	Inner_1RB_Right	1_22	3705.000	647000	21.00	19.64
14	Middle-3	30	10	DFT-s-OFDM QPSK	Inner_1RB_Left	1_1	3705.000	647000	21.00	19.68
15	Middle-3	30	10	DFT-s-OFDM QPSK	Outer_Full	24_0	3705.000	647000	21.00	19.65
21	Low	30	15	DFT-s-OFDM QPSK	Inner_Full	18_9	3707.52	647168	21.00	19.67
27	Low	30	20	DFT-s-OFDM QPSK	Inner_Full	25_12	3710.01	647334	21.00	19.66
33	Low	30	30	DFT-s-OFDM QPSK	Inner_Full	36_18	3715.02	647668	21.00	19.64
39	Low	30	40	DFT-s-OFDM QPSK	Inner_Full	50_25	3720	648000	21.00	19.61
43	Middle-3	30	50	DFT-s-OFDM QPSK	Inner_Full	64_32	3782.49	652166	21.00	19.64
48	Low	30	60	DFT-s-OFDM QPSK	Inner_Full	81_40	3730.02	648668	21.00	19.57
52	Low	30	70	DFT-s-OFDM QPSK	Inner_Full	90_45	3735	649000	21.00	19.54
55	Low	30	80	DFT-s-OFDM QPSK	Inner_Full	108_54	3740.01	649334	21.00	19.52
58	Low	30	90	DFT-s-OFDM QPSK	Inner_Full	120_60	3745.02	649668	21.00	19.49

©Copyright. All rights reserved by CTTL.

N77-H(ANT7 DSI 11/12)

No.	Test Freq Description	5G-N77H								Power Results (dBm)
		SCS (kHz)	NR BW (MHz)	Modulation	RB allocation		NR Test Freq. (MHz)	NR Test CH.	Tune up	N7H
1	High	30	10	DFT-s-OFDM QPSK	Inner_Full	12_6	3975.000	665000	8.50	7.15
2	Middle-1	30	10	DFT-s-OFDM QPSK	Inner_Full	12_6	3921.000	661400	8.50	7.14
3	Middle-2	30	10	DFT-s-OFDM QPSK	Inner_Full	12_6	3867.000	657800	8.50	7.15
4	Middle-3	30	10	DFT-s-OFDM QPSK	Inner_Full	12_6	3813.000	654200	8.50	7.15
5	Middle-5	30	10	DFT-s-OFDM QPSK	Inner_Full	12_6	3759.000	650600	8.50	7.15
6	Low	30	10	DFT-s-OFDM QPSK	Inner_Full	12_6	3705.000	647000	8.50	7.17
7	High	30	100	DFT-s-OFDM QPSK	Inner_Full	135_67	3930.000	662000	8.50	7.15
8	Middle-1	30	100	DFT-s-OFDM QPSK	Inner_Full	135_67	3750.000	650000	8.50	7.16

According to the table above, the maximum power configuration is selected as the default test configuration

No.	Test Freq Description	5G-N77H								Power Results (dBm)
		SCS (kHz)	NR BW (MHz)	Modulation	RB allocation		NR Test Freq. (MHz)	NR Test CH.	Tune up	N7H
1	Middle-3	30	10	DFT-s-OFDM PI/2 BPSK1	Inner_Full	12_6	3705.000	647000	8.50	7.14
2	Middle-3	30	10	DFT-s-OFDM 16QAM	Inner_Full	12_6	3705.000	647000	8.50	7.16
3	Middle-3	30	10	DFT-s-OFDM 64QAM	Inner_Full	12_6	3705.000	647000	8.50	7.15
4	Middle-3	30	10	DFT-s-OFDM 256QAM	Inner_Full	12_6	3705.000	647000	8.50	7.13
5	Middle-3	30	10	CP-OFDM QPSK	Inner_Full	12_6	3705.000	647000	8.50	7.14
6	Middle-3	30	10	CP-OFDM 16QAM	Inner_Full	12_6	3705.000	647000	8.50	7.15
7	Middle-3	30	10	CP-OFDM 64QAM	Inner_Full	12_6	3705.000	647000	8.50	7.13
8	Middle-3	30	10	CP-OFDM 256QAM	Inner_Full	12_6	3705.000	647000	8.50	7.13
9	Middle-3	30	10	DFT-s-OFDM QPSK	Edge_1RB_Right	1_23	3705.000	647000	8.50	7.11
10	Middle-3	30	10	DFT-s-OFDM QPSK	Edge_1RB_Left	1_0	3705.000	647000	8.50	7.12
11	Middle-3	30	10	DFT-s-OFDM QPSK	Edge_Full_Right	2_22	3705.000	647000	8.50	7.09
12	Middle-3	30	10	DFT-s-OFDM QPSK	Edge_Full_Left	2_0	3705.000	647000	8.50	7.08
13	Middle-3	30	10	DFT-s-OFDM QPSK	Inner_1RB_Right	1_22	3705.000	647000	8.50	7.14
14	Middle-3	30	10	DFT-s-OFDM QPSK	Inner_1RB_Left	1_1	3705.000	647000	8.50	7.16
15	Middle-3	30	10	DFT-s-OFDM QPSK	Outer_Full	24_0	3705.000	647000	8.50	7.15
21	Low	30	15	DFT-s-OFDM QPSK	Inner_Full	18_9	3707.52	647168	8.50	7.15
27	Low	30	20	DFT-s-OFDM QPSK	Inner_Full	25_12	3710.01	647334	8.50	7.15
33	Low	30	30	DFT-s-OFDM QPSK	Inner_Full	36_18	3715.02	647668	8.50	7.14
39	Low	30	40	DFT-s-OFDM QPSK	Inner_Full	50_25	3720	648000	8.50	7.13
43	Middle-3	30	50	DFT-s-OFDM QPSK	Inner_Full	64_32	3782.49	652166	8.50	7.14
48	Low	30	60	DFT-s-OFDM QPSK	Inner_Full	81_40	3730.02	648668	8.50	7.12
52	Low	30	70	DFT-s-OFDM QPSK	Inner_Full	90_45	3735	649000	8.50	7.11
55	Low	30	80	DFT-s-OFDM QPSK	Inner_Full	108_54	3740.01	649334	8.50	7.10
58	Low	30	90	DFT-s-OFDM QPSK	Inner_Full	120_60	3745.02	649668	8.50	7.09

©Copyright. All rights reserved by CTTL.

N77-H(ANT7 DSI 13)

No.	Test Freq Description	5G-N77H								Power Results (dBm)
		SCS (kHz)	NR BW (MHz)	Modulation	RB allocation		NR Test Freq. (MHz)	NR Test CH.	Tune up	N7H
1	High	30	10	DFT-s-OFDM QPSK	Inner_Full	12_6	3975.000	665000	21.50	20.14
2	Middle-1	30	10	DFT-s-OFDM QPSK	Inner_Full	12_6	3921.000	661400	21.50	20.11
3	Middle-2	30	10	DFT-s-OFDM QPSK	Inner_Full	12_6	3867.000	657800	21.50	20.13
4	Middle-3	30	10	DFT-s-OFDM QPSK	Inner_Full	12_6	3813.000	654200	21.50	20.14
5	Middle-5	30	10	DFT-s-OFDM QPSK	Inner_Full	12_6	3759.000	650600	21.50	20.13
6	Low	30	10	DFT-s-OFDM QPSK	Inner_Full	12_6	3705.000	647000	21.50	20.16
7	High	30	100	DFT-s-OFDM QPSK	Inner_Full	135_67	3930.000	662000	21.50	20.12
8	Middle-1	30	100	DFT-s-OFDM QPSK	Inner_Full	135_67	3750.000	650000	21.50	20.15

According to the table above, the maximum power configuration is selected as the default test configuration

No.	Test Freq Description	5G-N77H								Power Results (dBm)
		SCS (kHz)	NR BW (MHz)	Modulation	RB allocation		NR Test Freq. (MHz)	NR Test CH.	Tune up	N7H
1	Middle-3	30	10	DFT-s-OFDM PI/2 BPSK1	Inner_Full	12_6	3705.000	647000	21.50	20.11
2	Middle-3	30	10	DFT-s-OFDM 16QAM	Inner_Full	12_6	3705.000	647000	21.50	20.15
3	Middle-3	30	10	DFT-s-OFDM 64QAM	Inner_Full	12_6	3705.000	647000	21.50	20.14
4	Middle-3	30	10	DFT-s-OFDM 256QAM	Inner_Full	12_6	3705.000	647000	20.00	18.40
5	Middle-3	30	10	CP-OFDM QPSK	Inner_Full	12_6	3705.000	647000	21.50	20.11
6	Middle-3	30	10	CP-OFDM 16QAM	Inner_Full	12_6	3705.000	647000	21.50	20.12
7	Middle-3	30	10	CP-OFDM 64QAM	Inner_Full	12_6	3705.000	647000	18.00	16.36
8	Middle-3	30	10	CP-OFDM 256QAM	Inner_Full	12_6	3705.000	647000	21.50	20.01
9	Middle-3	30	10	DFT-s-OFDM QPSK	Edge_1RB_Right	1_23	3705.000	647000	21.50	19.98
10	Middle-3	30	10	DFT-s-OFDM QPSK	Edge_1RB_Left	1_0	3705.000	647000	21.50	19.98
11	Middle-3	30	10	DFT-s-OFDM QPSK	Edge_Full_Right	2_22	3705.000	647000	21.50	20.01
12	Middle-3	30	10	DFT-s-OFDM QPSK	Edge_Full_Left	2_0	3705.000	647000	21.50	19.98
13	Middle-3	30	10	DFT-s-OFDM QPSK	Inner_1RB_Right	1_22	3705.000	647000	21.50	20.11
14	Middle-3	30	10	DFT-s-OFDM QPSK	Inner_1RB_Left	1_1	3705.000	647000	21.50	20.15
15	Middle-3	30	10	DFT-s-OFDM QPSK	Outer_Full	24_0	3705.000	647000	21.50	20.12
21	Low	30	15	DFT-s-OFDM QPSK	Inner_Full	18_9	3707.52	647168	21.50	20.14
27	Low	30	20	DFT-s-OFDM QPSK	Inner_Full	25_12	3710.01	647334	21.50	20.13
33	Low	30	30	DFT-s-OFDM QPSK	Inner_Full	36_18	3715.02	647668	21.50	20.11
39	Low	30	40	DFT-s-OFDM QPSK	Inner_Full	50_25	3720	648000	21.50	20.08
43	Middle-3	30	50	DFT-s-OFDM QPSK	Inner_Full	64_32	3782.49	652166	21.50	20.11
48	Low	30	60	DFT-s-OFDM QPSK	Inner_Full	81_40	3730.02	648668	21.50	20.04
52	Low	30	70	DFT-s-OFDM QPSK	Inner_Full	90_45	3735	649000	21.50	20.01
55	Low	30	80	DFT-s-OFDM QPSK	Inner_Full	108_54	3740.01	649334	21.50	19.99
58	Low	30	90	DFT-s-OFDM QPSK	Inner_Full	120_60	3745.02	649668	21.50	19.96

©Copyright. All rights reserved by CTTL.

12.5 Wi-Fi and BT Measurement result

The maximum output power for BT ANT5 – Head/Body(Folder Closed)/Head(Folder Open)

	GFSK			Tune up	EDR2M-4_DQPSK			EDR3M-8DPSK		
	Channel 0	Channel 39	Channel 78		Channel 0	Channel 39	Channel 78	Channel 0	Channel 39	Channel 78
Maximum Transmit Power(<20dBm)	12.57	12.21	12.82	14.00	10.45	10.66	10.32	10.46	10.69	10.30

The maximum output power for BT ANT5 –Body (Folder Open) stand-alone/ BT +WIFI5G Body / BT +WWAN Body

	GFSK			Tune up	EDR2M-4_DQPSK			EDR3M-8DPSK		
	Channel 0	Channel 39	Channel 78		Channel 0	Channel 39	Channel 78	Channel 0	Channel 39	Channel 78
Maximum Transmit Power(<20dBm)	7.45	7.96	8.35	9.00	4.42	4.64	5.26	5.16	5.64	6.20

The maximum output power for BT ANT5 –Body (Folder Open) BT +WWAN+WIFI5G Body

	GFSK			Tune up	EDR2M-4_DQPSK			EDR3M-8DPSK		
	Channel 0	Channel 39	Channel 78		Channel 0	Channel 39	Channel 78	Channel 0	Channel 39	Channel 78
Maximum Transmit Power(<20dBm)	3.24	3.18	3.36	5.00	-0.35	-0.18	0.07	0.63	0.67	0.85

The maximum output power for BT ANT6 – Head/Body(Folder Closed)/Head(Folder Open)

	GFSK			Tune up	EDR2M-4_DQPSK			EDR3M-8DPSK		
	Channel 0	Channel 39	Channel 78		Channel 0	Channel 39	Channel 78	Channel 0	Channel 39	Channel 78
Maximum Transmit Power(<20dBm)	15.32	14.46	14.58	16.00	12.63	12.83	12.24	12.68	12.84	12.07

The maximum output power for BT ANT6 –Body (Folder Open) stand-alone/ BT +WIFI5G Body

	GFSK			Tune up	EDR2M-4_DQPSK			EDR3M-8DPSK		
	Channel 0	Channel 39	Channel 78		Channel 0	Channel 39	Channel 78	Channel 0	Channel 39	Channel 78
Maximum Transmit Power(<20dBm)	9.79	9.75	9.77	11.00	7.01	7.06	7.13	7.69	7.77	7.83

The maximum output power for BT ANT6 –Body (Folder Open) BT +WWAN Body

	GFSK			Tune up	EDR2M-4_DQPSK			EDR3M-8DPSK		
	Channel 0	Channel 39	Channel 78		Channel 0	Channel 39	Channel 78	Channel 0	Channel 39	Channel 78
Maximum Transmit Power(<20dBm)	6.39	6.27	6.23	8.00	2.71	2.80	2.76	3.81	3.55	3.49

The maximum output power for BT ANT6 –Body (Folder Open) BT +WWAN+WIFI5G Body

	GFSK			Tune up	EDR2M-4_DQPSK			EDR3M-8DPSK		
	Channel 0	Channel 39	Channel 78		Channel 0	Channel 39	Channel 78	Channel 0	Channel 39	Channel 78
Maximum Transmit Power(<20dBm)	3.32	3.09	3.04	5.00	-0.70	-0.76	-0.72	0.13	0.16	0.21

©Copyright. All rights reserved by CTTL.

The maximum output power for WiFi 2.4G ANT5 – Head/Body(Folder Closed) stand-alone / WIFI2.4G +WIFI5G simultaneous transmission / Head(Folder Open)

FCC		Tune up
802.11b(dBm)		
Channel\data rate	1Mbps	17.50
11(2462MHz)	15.84	17.50
6(2437MHz)	15.61	17.50
1(2412MHz)	15.78	17.50
802.11g(dBm)		
Channel\data rate	6Mbps	
11(2462MHz)	15.28	16.50
6(2437MHz)	16.09	17.50
1(2412MHz)	15.23	16.50
802.11n(dBm)-20MHz		
Channel\data rate	MCS0	
11(2462MHz)	15.33	16.50
6(2437MHz)	16.09	17.50
1(2412MHz)	15.24	16.50
802.11n(dBm)-40MHz		
Channel\data rate	MCS0	
9(2452MHz)	12.30	13.50
6(2437MHz)	16.30	17.50
3(2422MHz)	14.29	15.50
802.11ac(dBm)-20MHz		
Channel\data rate	MCS0	
11(2462MHz)	15.28	16.50
6(2437MHz)	16.11	17.50
1(2412MHz)	15.22	16.50
802.11ac(dBm)-40MHz		
Channel\data rate	MCS0	
9(2452MHz)	12.40	13.50
6(2437MHz)	16.28	17.50
3(2422MHz)	14.26	15.50
802.11ax(dBm)-20MHz		
Channel\data rate	MCS0	
11(2462MHz)	14.91	16.50
6(2437MHz)	15.67	17.50
1(2412MHz)	14.83	16.50
802.11ax(dBm)-40MHz		
Channel\data rate	MCS0	
9(2452MHz)	11.85	13.50
6(2437MHz)	15.80	17.50
3(2422MHz)	13.78	15.50
802.11be(dBm)-20MHz		
Channel\data rate	MCS0	
11(2462MHz)	14.92	16.50
6(2437MHz)	15.74	17.50
1(2412MHz)	14.89	16.50
802.11be(dBm)-40MHz		
Channel\data rate	MCS0	
9(2452MHz)	11.93	13.50
6(2437MHz)	15.79	17.50
3(2422MHz)	13.97	15.50

©Copyright. All rights reserved by CTTL.

The maximum output power for WiFi 2.4G ANT5 – Head(Folder Closed) WIFI2.4G +WWAN simultaneous transmission / WIFI2.4G +WIFI5G +WWAN simultaneous transmission

FCC		Tune up
802.11b(dBm)		
Channel\data rate	1Mbps	
11(2462MHz)	14.13	16.00
6(2437MHz)	14.09	16.00
1(2412MHz)	14.20	16.00
802.11g(dBm)		
Channel\data rate	6Mbps	
11(2462MHz)	14.79	16.00
6(2437MHz)	14.56	16.00
1(2412MHz)	14.68	16.00
802.11n(dBm)-20MHz		
Channel\data rate	MCS0	
11(2462MHz)	14.79	16.00
6(2437MHz)	14.62	16.00
1(2412MHz)	14.70	16.00
802.11n(dBm)-40MHz		
Channel\data rate	MCS0	
9(2452MHz)	12.30	13.50
6(2437MHz)	14.72	16.00
3(2422MHz)	14.28	15.50
802.11ac(dBm)-20MHz		
Channel\data rate	MCS0	
11(2462MHz)	14.73	16.00
6(2437MHz)	14.59	16.00
1(2412MHz)	14.66	16.00
802.11ac(dBm)-40MHz		
Channel\data rate	MCS0	
9(2452MHz)	12.40	13.50
6(2437MHz)	14.70	16.00
3(2422MHz)	14.25	15.50
802.11ax(dBm)-20MHz		
Channel\data rate	MCS0	
11(2462MHz)	14.32	16.00
6(2437MHz)	14.22	16.00
1(2412MHz)	14.35	16.00
802.11ax(dBm)-40MHz		
Channel\data rate	MCS0	
9(2452MHz)	11.85	13.50
6(2437MHz)	14.27	16.00
3(2422MHz)	13.97	15.50
802.11be(dBm)-20MHz		
Channel\data rate	MCS0	
11(2462MHz)	14.26	16.00
6(2437MHz)	14.36	16.00
1(2412MHz)	14.29	16.00
802.11be(dBm)-40MHz		
Channel\data rate	MCS0	
9(2452MHz)	11.92	13.50
6(2437MHz)	14.36	16.00
3(2422MHz)	13.96	15.50

©Copyright. All rights reserved by CTTL.

The maximum output power for WiFi 2.4G ANT5 – Body(Folder Closed) WIFI2.4G +WWAN simultaneous transmission / WIFI2.4G +WIFI5G +WWAN simultaneous transmission

FCC		Tune up
802.11b(dBm)		
Channel\data rate	1Mbps	
11(2462MHz)	12.16	14.00
6(2437MHz)	12.01	14.00
1(2412MHz)	12.09	14.00
802.11g(dBm)		
Channel\data rate	6Mbps	
11(2462MHz)	12.67	14.00
6(2437MHz)	12.50	14.00
1(2412MHz)	12.52	14.00
802.11n(dBm)-20MHz		
Channel\data rate	MCS0	
11(2462MHz)	12.73	14.00
6(2437MHz)	12.55	14.00
1(2412MHz)	12.55	14.00
802.11n(dBm)-40MHz		
Channel\data rate	MCS0	
9(2452MHz)	12.30	13.50
6(2437MHz)	12.63	14.00
3(2422MHz)	12.66	14.00
802.11ac(dBm)-20MHz		
Channel\data rate	MCS0	
11(2462MHz)	12.68	14.00
6(2437MHz)	12.53	14.00
1(2412MHz)	12.55	14.00
802.11ac(dBm)-40MHz		
Channel\data rate	MCS0	
9(2452MHz)	12.40	13.50
6(2437MHz)	12.59	14.00
3(2422MHz)	12.63	14.00
802.11ax(dBm)-20MHz		
Channel\data rate	MCS0	
11(2462MHz)	12.33	14.00
6(2437MHz)	12.18	14.00
1(2412MHz)	12.15	14.00
802.11ax(dBm)-40MHz		
Channel\data rate	MCS0	
9(2452MHz)	12.06	13.50
6(2437MHz)	12.18	14.00
3(2422MHz)	12.18	14.00
802.11be(dBm)-20MHz		
Channel\data rate	MCS0	
11(2462MHz)	12.15	14.00
6(2437MHz)	12.09	14.00
1(2412MHz)	12.02	14.00
802.11be(dBm)-40MHz		
Channel\data rate	MCS0	
9(2452MHz)	12.03	13.50
6(2437MHz)	12.11	14.00
3(2422MHz)	12.04	14.00

©Copyright. All rights reserved by CTTL.

The maximum output power for WiFi 2.4G ANT5 – Body(Folder Open) stand-alone

FCC		Tune up
802.11b(dBm)		
Channel\data rate	1Mbps	
11(2462MHz)	10.07	11.50
6(2437MHz)	9.94	11.50
1(2412MHz)	10.01	11.50
802.11g(dBm)		
Channel\data rate	6Mbps	
11(2462MHz)	10.19	11.50
6(2437MHz)	10.05	11.50
1(2412MHz)	10.07	11.50
802.11n(dBm)-20MHz		
Channel\data rate	MCS0	
11(2462MHz)	10.27	11.50
6(2437MHz)	10.12	11.50
1(2412MHz)	10.12	11.50
802.11n(dBm)-40MHz		
Channel\data rate	MCS0	
9(2452MHz)	10.46	11.50
6(2437MHz)	10.30	11.50
3(2422MHz)	10.32	11.50
802.11ac(dBm)-20MHz		
Channel\data rate	MCS0	
11(2462MHz)	10.38	11.50
6(2437MHz)	10.25	11.50
1(2412MHz)	10.27	11.50
802.11ac(dBm)-40MHz		
Channel\data rate	MCS0	
9(2452MHz)	10.46	11.50
6(2437MHz)	10.29	11.50
3(2422MHz)	10.32	11.50
802.11ax(dBm)-20MHz		
Channel\data rate	MCS0	
11(2462MHz)	9.97	11.50
6(2437MHz)	9.84	11.50
1(2412MHz)	9.82	11.50
802.11ax(dBm)-40MHz		
Channel\data rate	MCS0	
9(2452MHz)	10.02	11.50
6(2437MHz)	9.95	11.50
3(2422MHz)	9.88	11.50
802.11be(dBm)-20MHz		
Channel\data rate	MCS0	
11(2462MHz)	9.96	11.50
6(2437MHz)	9.89	11.50
1(2412MHz)	10.02	11.50
802.11be(dBm)-40MHz		
Channel\data rate	MCS0	
9(2452MHz)	9.95	11.50
6(2437MHz)	9.99	11.50
3(2422MHz)	9.91	11.50

©Copyright. All rights reserved by CTTL.

The maximum output power for WiFi 2.4G ANT5 – Body(Folder Open) WIFI2.4G +WIFI5G simultaneous transmission

FCC		Tune up
802.11b(dBm)		
Channel\data rate	1Mbps	
11(2462MHz)	7.93	9.50
6(2437MHz)	7.82	9.50
1(2412MHz)	7.88	9.50
802.11g(dBm)		
Channel\data rate	6Mbps	
11(2462MHz)	8.44	9.50
6(2437MHz)	8.32	9.50
1(2412MHz)	8.34	9.50
802.11n(dBm)-20MHz		
Channel\data rate	MCS0	
11(2462MHz)	8.47	9.50
6(2437MHz)	8.35	9.50
1(2412MHz)	8.35	9.50
802.11n(dBm)-40MHz		
Channel\data rate	MCS0	
9(2452MHz)	8.42	9.50
6(2437MHz)	8.29	9.50
3(2422MHz)	8.31	9.50
802.11ac(dBm)-20MHz		
Channel\data rate	MCS0	
11(2462MHz)	8.31	9.50
6(2437MHz)	8.20	9.50
1(2412MHz)	8.22	9.50
802.11ac(dBm)-40MHz		
Channel\data rate	MCS0	
9(2452MHz)	8.38	9.50
6(2437MHz)	8.25	9.50
3(2422MHz)	8.27	9.50
802.11ax(dBm)-20MHz		
Channel\data rate	MCS0	
11(2462MHz)	8.13	9.50
6(2437MHz)	8.02	9.50
1(2412MHz)	8.00	9.50
802.11ax(dBm)-40MHz		
Channel\data rate	MCS0	
9(2452MHz)	7.91	9.50
6(2437MHz)	7.86	9.50
3(2422MHz)	7.80	9.50
802.11be(dBm)-20MHz		
Channel\data rate	MCS0	
11(2462MHz)	8.06	9.50
6(2437MHz)	8.17	9.50
1(2412MHz)	8.05	9.50
802.11be(dBm)-40MHz		
Channel\data rate	MCS0	
9(2452MHz)	7.99	9.50
6(2437MHz)	8.06	9.50
3(2422MHz)	8.01	9.50

©Copyright. All rights reserved by CTTL.

The maximum output power for WiFi 2.4G ANT5 – Body(Folder Open) WIFI2.4G +WWAN simultaneous transmission

FCC		Tune up
802.11b(dBm)		
Channel\data rate	1Mbps	
11(2462MHz)	4.85	6.50
6(2437MHz)	4.78	6.50
1(2412MHz)	4.82	6.50
802.11g(dBm)		
Channel\data rate	6Mbps	
11(2462MHz)	5.35	6.50
6(2437MHz)	5.27	6.50
1(2412MHz)	5.29	6.50
802.11n(dBm)-20MHz		
Channel\data rate	MCS0	
11(2462MHz)	5.47	6.50
6(2437MHz)	5.39	6.50
1(2412MHz)	5.39	6.50
802.11n(dBm)-40MHz		
Channel\data rate	MCS0	
9(2452MHz)	5.48	6.50
6(2437MHz)	5.40	6.50
3(2422MHz)	5.41	6.50
802.11ac(dBm)-20MHz		
Channel\data rate	MCS0	
11(2462MHz)	5.41	6.50
6(2437MHz)	5.34	6.50
1(2412MHz)	5.35	6.50
802.11ac(dBm)-40MHz		
Channel\data rate	MCS0	
9(2452MHz)	5.46	6.50
6(2437MHz)	5.37	6.50
3(2422MHz)	5.38	6.50
802.11ax(dBm)-20MHz		
Channel\data rate	MCS0	
11(2462MHz)	5.05	6.50
6(2437MHz)	4.98	6.50
1(2412MHz)	4.97	6.50
802.11ax(dBm)-40MHz		
Channel\data rate	MCS0	
9(2452MHz)	4.91	6.50
6(2437MHz)	4.88	6.50
3(2422MHz)	4.85	6.50
802.11be(dBm)-20MHz		
Channel\data rate	MCS0	
11(2462MHz)	5.06	6.50
6(2437MHz)	4.96	6.50
1(2412MHz)	5.01	6.50
802.11be(dBm)-40MHz		
Channel\data rate	MCS0	
9(2452MHz)	4.87	6.50
6(2437MHz)	5.03	6.50
3(2422MHz)	4.99	6.50

©Copyright. All rights reserved by CTTL.

The maximum output power for WiFi 2.4G ANT5 – Body(Folder Open) WIFI2.4G +WIFI5G +WWAN simultaneous transmission

FCC		Tune up
802.11b(dBm)		
Channel\data rate	1Mbps	
11(2462MHz)	4.13	5.50
6(2437MHz)	4.07	5.50
1(2412MHz)	4.10	5.50
802.11g(dBm)		
Channel\data rate	6Mbps	
11(2462MHz)	4.39	5.50
6(2437MHz)	4.33	5.50
1(2412MHz)	4.34	5.50
802.11n(dBm)-20MHz		
Channel\data rate	MCS0	
11(2462MHz)	4.41	5.50
6(2437MHz)	4.34	5.50
1(2412MHz)	4.34	5.50
802.11n(dBm)-40MHz		
Channel\data rate	MCS0	
9(2452MHz)	4.56	5.50
6(2437MHz)	4.50	5.50
3(2422MHz)	4.45	5.50
802.11ac(dBm)-20MHz		
Channel\data rate	MCS0	
11(2462MHz)	4.52	5.50
6(2437MHz)	4.46	5.50
1(2412MHz)	4.47	5.50
802.11ac(dBm)-40MHz		
Channel\data rate	MCS0	
9(2452MHz)	4.56	5.50
6(2437MHz)	4.49	5.50
3(2422MHz)	4.50	5.50
802.11ax(dBm)-20MHz		
Channel\data rate	MCS0	
11(2462MHz)	4.09	5.50
6(2437MHz)	3.97	5.50
1(2412MHz)	3.95	5.50
802.11ax(dBm)-40MHz		
Channel\data rate	MCS0	
9(2452MHz)	4.02	5.50
6(2437MHz)	3.99	5.50
3(2422MHz)	3.96	5.50
802.11be(dBm)-20MHz		
Channel\data rate	MCS0	
11(2462MHz)	3.89	5.50
6(2437MHz)	3.95	5.50
1(2412MHz)	3.90	5.50
802.11be(dBm)-40MHz		
Channel\data rate	MCS0	
9(2452MHz)	3.97	5.50
6(2437MHz)	3.96	5.50
3(2422MHz)	3.88	5.50

©Copyright. All rights reserved by CTTL.

The maximum output power for WiFi 2.4G ANT6 – Head/Body(Folder Closed) stand-alone / WIFI2.4G +WIFI5G simultaneous transmission / Head(Folder Open)

FCC		Tune up
802.11b(dBm)		
Channel\data rate	1Mbps	
11(2462MHz)	15.69	17.50
6(2437MHz)	15.52	17.50
1(2412MHz)	15.50	17.50
802.11g(dBm)		
Channel\data rate	6Mbps	
11(2462MHz)	14.73	16.50
6(2437MHz)	15.60	17.50
1(2412MHz)	14.53	16.50
802.11n(dBm)-20MHz		
Channel\data rate	MCS0	
11(2462MHz)	14.80	16.50
6(2437MHz)	15.64	17.50
1(2412MHz)	14.64	16.50
802.11n(dBm)-40MHz		
Channel\data rate	MCS0	
9(2452MHz)	12.08	13.50
6(2437MHz)	15.69	17.50
3(2422MHz)	13.68	15.50
802.11ac(dBm)-20MHz		
Channel\data rate	MCS0	
11(2462MHz)	14.88	16.50
6(2437MHz)	15.73	17.50
1(2412MHz)	14.77	16.50
802.11ac(dBm)-40MHz		
Channel\data rate	MCS0	
9(2452MHz)	12.09	13.50
6(2437MHz)	15.82	17.50
3(2422MHz)	13.78	15.50
802.11ax(dBm)-20MHz		
Channel\data rate	MCS0	
11(2462MHz)	14.54	16.50
6(2437MHz)	15.57	17.50
1(2412MHz)	14.57	16.50
802.11ax(dBm)-40MHz		
Channel\data rate	MCS0	
9(2452MHz)	11.64	13.50
6(2437MHz)	15.63	17.50
3(2422MHz)	13.62	15.50
802.11be(dBm)-20MHz		
Channel\data rate	MCS0	
11(2462MHz)	14.57	16.50
6(2437MHz)	15.59	17.50
1(2412MHz)	14.63	16.50
802.11be(dBm)-40MHz		
Channel\data rate	MCS0	
9(2452MHz)	11.58	13.50
6(2437MHz)	15.62	17.50
3(2422MHz)	13.57	15.50

©Copyright. All rights reserved by CTTL.

The maximum output power for WiFi 2.4G ANT6 – Head(Folder Closed) WIFI2.4G +WWAN simultaneous transmission / WIFI2.4G +WIFI5G +WWAN simultaneous transmission

FCC		Tune up
802.11b(dBm)		
Channel\data rate	1Mbps	
11(2462MHz)	14.08	16.00
6(2437MHz)	14.03	16.00
1(2412MHz)	14.12	16.00
802.11g(dBm)		
Channel\data rate	6Mbps	
11(2462MHz)	14.29	16.00
6(2437MHz)	14.18	16.00
1(2412MHz)	14.11	16.00
802.11n(dBm)-20MHz		
Channel\data rate	MCS0	
11(2462MHz)	14.38	16.00
6(2437MHz)	14.27	16.00
1(2412MHz)	14.19	16.00
802.11n(dBm)-40MHz		
Channel\data rate	MCS0	
9(2452MHz)	12.08	13.50
6(2437MHz)	14.37	16.00
3(2422MHz)	13.80	15.50
802.11ac(dBm)-20MHz		
Channel\data rate	MCS0	
11(2462MHz)	14.45	16.00
6(2437MHz)	14.29	16.00
1(2412MHz)	14.27	16.00
802.11ac(dBm)-40MHz		
Channel\data rate	MCS0	
9(2452MHz)	12.09	13.50
6(2437MHz)	14.41	16.00
3(2422MHz)	13.78	15.50
802.11ax(dBm)-20MHz		
Channel\data rate	MCS0	
11(2462MHz)	14.09	16.00
6(2437MHz)	14.05	16.00
1(2412MHz)	14.09	16.00
802.11ax(dBm)-40MHz		
Channel\data rate	MCS0	
9(2452MHz)	11.64	13.50
6(2437MHz)	14.12	16.00
3(2422MHz)	13.54	15.50
802.11be(dBm)-20MHz		
Channel\data rate	MCS0	
11(2462MHz)	14.11	16.00
6(2437MHz)	14.26	16.00
1(2412MHz)	14.09	16.00
802.11be(dBm)-40MHz		
Channel\data rate	MCS0	
9(2452MHz)	11.70	13.50
6(2437MHz)	14.18	16.00
3(2422MHz)	13.76	15.50

©Copyright. All rights reserved by CTTL.

The maximum output power for WiFi 2.4G ANT6 – Body(Folder Closed) WIFI2.4G +WWAN simultaneous transmission / WIFI2.4G +WIFI5G +WWAN simultaneous transmission

FCC		Tune up
802.11b(dBm)		
Channel\data rate	1Mbps	
11(2462MHz)	12.08	14.00
6(2437MHz)	12.04	14.00
1(2412MHz)	12.11	14.00
802.11g(dBm)		
Channel\data rate	6Mbps	
11(2462MHz)	12.36	14.00
6(2437MHz)	12.26	14.00
1(2412MHz)	12.20	14.00
802.11n(dBm)-20MHz		
Channel\data rate	MCS0	
11(2462MHz)	12.36	14.00
6(2437MHz)	12.27	14.00
1(2412MHz)	12.20	14.00
802.11n(dBm)-40MHz		
Channel\data rate	MCS0	
9(2452MHz)	12.08	13.50
6(2437MHz)	12.44	14.00
3(2422MHz)	12.38	14.00
802.11ac(dBm)-20MHz		
Channel\data rate	MCS0	
11(2462MHz)	12.54	14.00
6(2437MHz)	12.40	14.00
1(2412MHz)	12.38	14.00
802.11ac(dBm)-40MHz		
Channel\data rate	MCS0	
9(2452MHz)	12.09	13.50
6(2437MHz)	12.43	14.00
3(2422MHz)	12.35	14.00
802.11ax(dBm)-20MHz		
Channel\data rate	MCS0	
11(2462MHz)	12.04	14.00
6(2437MHz)	12.27	14.00
1(2412MHz)	12.23	14.00
802.11ax(dBm)-40MHz		
Channel\data rate	MCS0	
9(2452MHz)	11.64	13.50
6(2437MHz)	12.04	14.00
3(2422MHz)	12.08	14.00
802.11be(dBm)-20MHz		
Channel\data rate	MCS0	
11(2462MHz)	12.13	14.00
6(2437MHz)	12.14	14.00
1(2412MHz)	12.03	14.00
802.11be(dBm)-40MHz		
Channel\data rate	MCS0	
9(2452MHz)	11.58	13.50
6(2437MHz)	12.08	14.00
3(2422MHz)	12.03	14.00

©Copyright. All rights reserved by CTTL.

The maximum output power for WiFi 2.4G ANT6 – Body(Folder Open) stand-alone

FCC		Tune up
802.11b(dBm)		
Channel\data rate	1Mbps	
11(2462MHz)	9.71	11.50
6(2437MHz)	9.55	11.50
1(2412MHz)	9.56	11.50
802.11g(dBm)		
Channel\data rate	6Mbps	
11(2462MHz)	9.84	11.50
6(2437MHz)	9.76	11.50
1(2412MHz)	9.71	11.50
802.11n(dBm)-20MHz		
Channel\data rate	MCS0	
11(2462MHz)	9.90	11.50
6(2437MHz)	9.80	11.50
1(2412MHz)	9.76	11.50
802.11n(dBm)-40MHz		
Channel\data rate	MCS0	
9(2452MHz)	10.08	11.50
6(2437MHz)	9.98	11.50
3(2422MHz)	9.93	11.50
802.11ac(dBm)-20MHz		
Channel\data rate	MCS0	
11(2462MHz)	9.93	11.50
6(2437MHz)	9.82	11.50
1(2412MHz)	9.80	11.50
802.11ac(dBm)-40MHz		
Channel\data rate	MCS0	
9(2452MHz)	10.03	11.50
6(2437MHz)	9.93	11.50
3(2422MHz)	9.87	11.50
802.11ax(dBm)-20MHz		
Channel\data rate	MCS0	
11(2462MHz)	9.72	11.50
6(2437MHz)	9.59	11.50
1(2412MHz)	9.63	11.50
802.11ax(dBm)-40MHz		
Channel\data rate	MCS0	
9(2452MHz)	9.66	11.50
6(2437MHz)	9.57	11.50
3(2422MHz)	9.54	11.50
802.11be(dBm)-20MHz		
Channel\data rate	MCS0	
11(2462MHz)	9.58	11.50
6(2437MHz)	9.63	11.50
1(2412MHz)	9.57	11.50
802.11be(dBm)-40MHz		
Channel\data rate	MCS0	
9(2452MHz)	9.62	11.50
6(2437MHz)	9.58	11.50
3(2422MHz)	9.66	11.50

©Copyright. All rights reserved by CTTL.

The maximum output power for WiFi 2.4G ANT6 – Body(Folder Open) WIFI2.4G +WIFI5G simultaneous transmission

FCC		Tune up
802.11b(dBm)		
Channel\data rate	1Mbps	
11(2462MHz)	7.55	9.50
6(2437MHz)	7.52	9.50
1(2412MHz)	7.56	9.50
802.11g(dBm)		
Channel\data rate	6Mbps	
11(2462MHz)	7.74	9.50
6(2437MHz)	7.68	9.50
1(2412MHz)	7.64	9.50
802.11n(dBm)-20MHz		
Channel\data rate	MCS0	
11(2462MHz)	7.82	9.50
6(2437MHz)	7.76	9.50
1(2412MHz)	7.72	9.50
802.11n(dBm)-40MHz		
Channel\data rate	MCS0	
9(2452MHz)	8.05	9.50
6(2437MHz)	7.97	9.50
3(2422MHz)	7.93	9.50
802.11ac(dBm)-20MHz		
Channel\data rate	MCS0	
11(2462MHz)	7.85	9.50
6(2437MHz)	7.76	9.50
1(2412MHz)	7.75	9.50
802.11ac(dBm)-40MHz		
Channel\data rate	MCS0	
9(2452MHz)	7.95	9.50
6(2437MHz)	7.87	9.50
3(2422MHz)	7.82	9.50
802.11ax(dBm)-20MHz		
Channel\data rate	MCS0	
11(2462MHz)	7.52	9.50
6(2437MHz)	7.61	9.50
1(2412MHz)	7.58	9.50
802.11ax(dBm)-40MHz		
Channel\data rate	MCS0	
9(2452MHz)	7.63	9.50
6(2437MHz)	7.58	9.50
3(2422MHz)	7.56	9.50
802.11be(dBm)-20MHz		
Channel\data rate	MCS0	
11(2462MHz)	7.58	9.50
6(2437MHz)	7.64	9.50
1(2412MHz)	7.51	9.50
802.11be(dBm)-40MHz		
Channel\data rate	MCS0	
9(2452MHz)	7.58	9.50
6(2437MHz)	7.66	9.50
3(2422MHz)	7.64	9.50

©Copyright. All rights reserved by CTTL.

The maximum output power for WiFi 2.4G ANT6 – Body(Folder Open) WIFI2.4G +WWAN simultaneous transmission

FCC		Tune up
802.11b(dBm)		
Channel\data rate	1Mbps	
11(2462MHz)	4.52	6.50
6(2437MHz)	4.51	6.50
1(2412MHz)	4.53	6.50
802.11g(dBm)		
Channel\data rate	6Mbps	
11(2462MHz)	4.88	6.50
6(2437MHz)	4.84	6.50
1(2412MHz)	4.82	6.50
802.11n(dBm)-20MHz		
Channel\data rate	MCS0	
11(2462MHz)	5.35	6.50
6(2437MHz)	5.32	6.50
1(2412MHz)	5.29	6.50
802.11n(dBm)-40MHz		
Channel\data rate	MCS0	
9(2452MHz)	5.64	6.50
6(2437MHz)	5.58	6.50
3(2422MHz)	5.55	6.50
802.11ac(dBm)-20MHz		
Channel\data rate	MCS0	
11(2462MHz)	5.33	6.50
6(2437MHz)	5.27	6.50
1(2412MHz)	5.26	6.50
802.11ac(dBm)-40MHz		
Channel\data rate	MCS0	
9(2452MHz)	5.70	6.50
6(2437MHz)	5.65	6.50
3(2422MHz)	5.61	6.50
802.11ax(dBm)-20MHz		
Channel\data rate	MCS0	
11(2462MHz)	4.68	6.50
6(2437MHz)	4.62	6.50
1(2412MHz)	4.64	6.50
802.11ax(dBm)-40MHz		
Channel\data rate	MCS0	
9(2452MHz)	4.68	6.50
6(2437MHz)	4.53	6.50
3(2422MHz)	4.55	6.50
802.11be(dBm)-20MHz		
Channel\data rate	MCS0	
11(2462MHz)	4.78	6.50
6(2437MHz)	4.82	6.50
1(2412MHz)	4.69	6.50
802.11be(dBm)-40MHz		
Channel\data rate	MCS0	
9(2452MHz)	4.61	6.50
6(2437MHz)	4.59	6.50
3(2422MHz)	4.55	6.50

©Copyright. All rights reserved by CTTL.

The maximum output power for WiFi 2.4G ANT6 – Body(Folder Open) WIFI2.4G +WIFI5G +WWAN simultaneous transmission

FCC		Tune up
802.11b(dBm)		
Channel\data rate	1Mbps	
11(2462MHz)	3.74	5.50
6(2437MHz)	3.61	5.50
1(2412MHz)	3.54	5.50
802.11g(dBm)		
Channel\data rate	6Mbps	
11(2462MHz)	4.23	5.50
6(2437MHz)	4.21	5.50
1(2412MHz)	4.18	5.50
802.11n(dBm)-20MHz		
Channel\data rate	MCS0	
11(2462MHz)	4.23	5.50
6(2437MHz)	4.21	5.50
1(2412MHz)	4.18	5.50
802.11n(dBm)-40MHz		
Channel\data rate	MCS0	
9(2452MHz)	4.52	5.50
6(2437MHz)	4.47	5.50
3(2422MHz)	4.45	5.50
802.11ac(dBm)-20MHz		
Channel\data rate	MCS0	
11(2462MHz)	4.24	5.50
6(2437MHz)	4.19	5.50
1(2412MHz)	4.18	5.50
802.11ac(dBm)-40MHz		
Channel\data rate	MCS0	
9(2452MHz)	4.62	5.50
6(2437MHz)	4.58	5.50
3(2422MHz)	4.55	5.50
802.11ax(dBm)-20MHz		
Channel\data rate	MCS0	
11(2462MHz)	3.69	5.50
6(2437MHz)	3.64	5.50
1(2412MHz)	3.53	5.50
802.11ax(dBm)-40MHz		
Channel\data rate	MCS0	
9(2452MHz)	3.68	5.50
6(2437MHz)	3.20	5.50
3(2422MHz)	3.54	5.50
802.11be(dBm)-20MHz		
Channel\data rate	MCS0	
11(2462MHz)	3.70	5.50
6(2437MHz)	3.68	5.50
1(2412MHz)	3.56	5.50
802.11be(dBm)-40MHz		
Channel\data rate	MCS0	
9(2452MHz)	3.58	5.50
6(2437MHz)	3.61	5.50
3(2422MHz)	3.54	5.50

©Copyright. All rights reserved by CTTL.

The maximum output power for WiFi 5G ANT7–Head (Folder Closed) stand-alone / WIFI2.4G +WIFI5G simultaneous transmission

5GHz		Tune up
802.11ac(dBm)-80MHz		
Channel\data rate	MCS0	
42(5210 MHz)	16.18	18.00
58(5290 MHz)	16.06	18.00
106(5530 MHz)	16.43	18.00
122(5610 MHz)	16.03	18.00
138(5690 MHz)	16.27	18.00
155(5775 MHz)	16.88	18.00

The maximum output power for WiFi 5G ANT7–Head (Folder Closed) WIFI5G +WWAN simultaneous transmission

5GHz		Tune up
802.11ac(dBm)-80MHz		
Channel\data rate	MCS0	
42(5210 MHz)	16.18	18.00
155(5775 MHz)	15.88	17.00
802.11ac(dBm)-160MHz		
Channel\data rate	MCS0	
50(5250 MHz)	13.50	15.00
114(5570 MHz)	14.02	15.00

The maximum output power for WiFi 5G ANT7–Head (Folder Closed) WIFI2.4G +WIFI5G+WWAN simultaneous transmission

5GHz		Tune up
802.11ac(dBm)-80MHz		
Channel\data rate	MCS0	
42(5210 MHz)	12.62	14.50
155(5775 MHz)	12.81	13.50
802.11ac(dBm)-160MHz		
Channel\data rate	MCS0	
50(5250 MHz)	12.54	14.50
114(5570 MHz)	12.14	13.50

©Copyright. All rights reserved by CTTL.

The maximum output power for WiFi 5G ANT7– Body (Folder Closed) stand-alone

5GHz		Tune up
802.11ac(dBm)-80MHz		
Channel\data rate	MCS0	
42(5210 MHz)	15.08	17.00
155(5775 MHz)	14.29	15.50
802.11ac(dBm)-160MHz		
Channel\data rate	MCS0	
50(5250 MHz)	15.07	17.00
114(5570 MHz)	14.32	16.00

The maximum output power for WiFi 5G ANT7– Body (Folder Closed) simultaneous transmission

5GHz		Tune up
802.11ac(dBm)-80MHz		
Channel\data rate	MCS0	
42(5210 MHz)	12.56	14.50
155(5775 MHz)	13.92	15.00
802.11ac(dBm)-160MHz		
Channel\data rate	MCS0	
50(5250 MHz)	12.57	14.50
114(5570 MHz)	14.07	15.00

The maximum output power for WiFi 5G ANT7–Head (Folder Open) stand-alone / WIFI2.4G +WIFI5G simultaneous transmission

5GHz		Tune up
802.11ac(dBm)-80MHz		
Channel\data rate	MCS0	
42(5210 MHz)	15.08	17.00
155(5775 MHz)	14.29	15.50
802.11ac(dBm)-160MHz		
Channel\data rate	MCS0	
50(5250 MHz)	15.07	17.00
114(5570 MHz)	14.32	16.00

©Copyright. All rights reserved by CTTL.

The maximum output power for WiFi 5G ANT7–Head (Folder Open) WIFI2.4G +WWAN simultaneous transmission

5GHz		Tune up
802.11ac(dBm)-80MHz		
Channel\data rate	MCS0	
42(5210 MHz)	13.64	15.50
155(5775 MHz)	15.83	17.00
802.11ac(dBm)-160MHz		
Channel\data rate	MCS0	
50(5250 MHz)	14.11	15.50
114(5570 MHz)	14.84	16.50

The maximum output power for WiFi 5G ANT7–Head (Folder Open) WIFI2.4G +WIFI5G+WWAN simultaneous transmission

5GHz		Tune up
802.11ac(dBm)-80MHz		
Channel\data rate	MCS0	
42(5210 MHz)	11.25	13.00
155(5775 MHz)	13.62	15.00
802.11ac(dBm)-160MHz		
Channel\data rate	MCS0	
50(5250 MHz)	11.06	13.00
114(5570 MHz)	13.00	14.00

The maximum output power for WiFi 5G ANT7– Body (Folder Open) stand-alone

5GHz		Tune up
802.11ac(dBm)-80MHz		
Channel\data rate	MCS0	
42(5210 MHz)	7.62	9.50
155(5775 MHz)	5.30	7.00
802.11ac(dBm)-160MHz		
Channel\data rate	MCS0	
50(5250 MHz)	7.66	9.50
114(5570 MHz)	6.11	8.00

©Copyright. All rights reserved by CTTL.

The maximum output power for WiFi 5G ANT7– Body (Folder Open) WIFI2.4G +WIFI5G simultaneous transmission/ WIFI5G +WWAN simultaneous transmission

5GHz		Tune up
802.11ac(dBm)-80MHz		
Channel\data rate	MCS0	
42(5210 MHz)	5.03	7.00
155(5775 MHz)	4.31	6.00
802.11ac(dBm)-160MHz		
Channel\data rate	MCS0	
50(5250 MHz)	5.11	7.00
114(5570 MHz)	4.06	6.00

The maximum output power for WiFi 5G ANT7– Body (Folder Open) WIFI2.4G +WIFI5G+WWAN simultaneous transmission

5GHz		Tune up
802.11ac(dBm)-80MHz		
Channel\data rate	MCS0	
42(5210 MHz)	4.20	6.00
802.11ac(dBm)-160MHz		
Channel\data rate	MCS0	
50(5250 MHz)	4.10	6.00

The maximum output power for WiFi 5G ANT10–Head (Folder Closed) stand-alone / simultaneous transmission

5GHz		Tune up
802.11ac(dBm)-80MHz		
Channel\data rate	MCS0	
42(5210 MHz)	16.53	18.00
58(5290 MHz)	16.55	18.00
106(5530 MHz)	16.53	18.00
122(5610 MHz)	16.40	18.00
138(5690 MHz)	16.93	18.00
155(5775 MHz)	16.51	18.00

©Copyright. All rights reserved by CTTL.

The maximum output power for WiFi 5G ANT10–Body (Folder Closed) stand-alone / simultaneous transmission

5GHz		Tune up
802.11ac(dBm)-80MHz		
Channel\data rate	MCS0	
42(5210 MHz)	15.60	17.00
155(5775 MHz)	13.77	15.50
802.11ac(dBm)-160MHz		
Channel\data rate	MCS0	
50(5250 MHz)	15.94	17.00
114(5570 MHz)	15.10	16.00

The maximum output power for WiFi 5G ANT10–Head (Folder Open) stand-alone / WIFI2.4G +WIFI5G simultaneous transmission

5GHz		Tune up
802.11ac(dBm)-80MHz		
Channel\data rate	MCS0	
42(5210 MHz)	15.60	17.00
155(5775 MHz)	13.77	15.50
802.11ac(dBm)-160MHz		
Channel\data rate	MCS0	
50(5250 MHz)	15.94	17.00
114(5570 MHz)	15.10	16.00

The maximum output power for WiFi 5G ANT10–Head (Folder Open) WIFI2.4G +WWAN simultaneous transmission/ WIFI2.4G +WIFI5G+WWAN simultaneous transmission

5GHz		Tune up
802.11ac(dBm)-80MHz		
Channel\data rate	MCS0	
42(5210 MHz)	14.06	15.50
155(5775 MHz)	15.36	17.00
802.11ac(dBm)-160MHz		
Channel\data rate	MCS0	
50(5250 MHz)	14.34	15.50
114(5570 MHz)	15.55	16.00

©Copyright. All rights reserved by CTTL.

The maximum output power for WiFi 5G ANT10– Body (Folder Open) stand-alone

5GHz		Tune up
802.11ac(dBm)-80MHz		
Channel\data rate	MCS0	
42(5210 MHz)	7.51	9.50
155(5775 MHz)	5.56	7.00
802.11ac(dBm)-160MHz		
Channel\data rate	MCS0	
50(5250 MHz)	7.61	9.50
114(5570 MHz)	7.16	8.00

The maximum output power for WiFi 6E ANT7–Head/Body (Folder Closed) stand-alone / simultaneous transmission/ Head (Folder Open)

6GHz		Tune up
802.11be-320M(dBm)		
Channel\data rate	6Mbps	
31(6105 MHz)	9.78	11.00
63(6265 MHz)	9.56	11.00
95(6425 MHz)	9.93	11.00
127(6585 MHz)	9.46	11.00
159(6745 MHz)	9.97	11.00
191(6905 MHz)	9.51	11.00

The maximum output power for WiFi 6E ANT7–Body (Folder Open) stand-alone

6GHz		Tune up
802.11be-320M(dBm)		
Channel\data rate	6Mbps	
31(6105 MHz)	8.25	9.50
63(6265 MHz)	8.00	9.50
95(6425 MHz)	7.55	9.50
127(6585 MHz)	6.05	8.00
159(6745 MHz)	6.08	8.00
191(6905 MHz)	5.01	7.00

©Copyright. All rights reserved by CTTL.

The maximum output power for WiFi 6E ANT7–Body (Folder Open) simultaneous transmission

6GHz		Tune up
802.11be-320M(dBm)		
Channel\data rate	6Mbps	
31(6105 MHz)	5.11	7.00
63(6265 MHz)	5.07	7.00
95(6425 MHz)	5.27	7.00
127(6585 MHz)	4.35	6.00
159(6745 MHz)	4.46	6.00
191(6905 MHz)	4.09	6.00

The maximum output power for WiFi 6E ANT10–Head/Body (Folder Closed) stand-alone / simultaneous transmission/ Head (Folder Open)

6/7GHz		Tune up
802.11be-320M(dBm)		
Channel\data rate	6Mbps	
31(6105 MHz)	9.67	11.00
63(6265 MHz)	9.40	11.00
95(6425 MHz)	9.18	11.00
127(6585 MHz)	9.15	11.00
159(6745 MHz)	9.35	11.00
191(6905 MHz)	9.50	11.00

The maximum output power for WiFi 6E ANT10–Body (Folder Open) stand-alone

6GHz		Tune up
802.11be-320M(dBm)		
Channel\data rate	6Mbps	
31(6105 MHz)	8.23	9.50
63(6265 MHz)	7.95	9.50
95(6425 MHz)	8.06	9.50
127(6585 MHz)	6.08	8.00
159(6745 MHz)	6.86	8.00
191(6905 MHz)	5.12	7.00

©Copyright. All rights reserved by CTTL.

The maximum output power for WiFi 6E ANT10–Body (Folder Open) simultaneous transmission

6GHz		Tune up
802.11be-320M(dBm)		
Channel\data rate	6Mbps	
31(6105 MHz)	5.29	7.00
63(6265 MHz)	5.48	7.00
95(6425 MHz)	5.59	7.00
127(6585 MHz)	4.36	6.00
159(6745 MHz)	5.13	6.00
191(6905 MHz)	4.23	6.00

©Copyright. All rights reserved by CTTL.

13 Simultaneous TX SAR Considerations

13.1 Transmit Antenna Separation Distances

The detail for transmit antenna separation distances is described in the additional document:
Appendix to test report No.I23Z60483-SEM03
The photos of SAR test

13.2 SAR Measurement Positions

According to the KDB941225 D06 Hot Spot SAR, the edges with less than 2.5 cm distance to the antennas need to be tested for SAR.

Antenna/Sensor-to- DUT sides separation distances- Folder Closed						
Mode	Front	Rear	Left edge	Right edge	Top edge	Bottom edge
Ant.0	<25mm	<25mm	>25mm	<25mm	>25mm	>25mm
Ant.1	<25mm	<25mm	>25mm	<25mm	>25mm	<25mm
Ant.2	<25mm	<25mm	<25mm	>25mm	<25mm	>25mm
Ant.3	<25mm	<25mm	>25mm	<25mm	>25mm	>25mm
Ant.4	<25mm	<25mm	<25mm	>25mm	>25mm	<25mm
Ant.5	<25mm	<25mm	<25mm	>25mm	<25mm	>25mm
Ant.6	<25mm	<25mm	<25mm	>25mm	<25mm	>25mm
Ant.7	<25mm	<25mm	<25mm	>25mm	<25mm	>25mm
Ant.10	<25mm	<25mm	<25mm	>25mm	<25mm	>25mm

Antenna/Sensor-to- DUT sides separation distances- Folder Open						
Mode	Front	Rear	Left edge	Right edge	Top edge	Bottom edge
Ant.0	<25mm	<25mm	>25mm	<25mm	>25mm	>25mm
Ant.1	<25mm	<25mm	>25mm	<25mm	>25mm	<25mm
Ant.2	<25mm	<25mm	>25mm	>25mm	<25mm	>25mm
Ant.3	<25mm	<25mm	>25mm	<25mm	>25mm	>25mm
Ant.4	<25mm	<25mm	>25mm	>25mm	>25mm	<25mm
Ant.5	<25mm	<25mm	<25mm	>25mm	<25mm	>25mm
Ant.6	<25mm	<25mm	<25mm	>25mm	<25mm	>25mm
Ant.7	<25mm	<25mm	<25mm	>25mm	<25mm	>25mm
Ant.10	<25mm	<25mm	>25mm	<25mm	<25mm	>25mm

©Copyright. All rights reserved by CTTL.

14 Evaluation of Simultaneous

Folder Closed

Test Position / SAR 1g/10g(W/kg)		ANT1 GSM850	ANT2 GSM1900	ANT3 GSM1900	ANT2 WCDMA1900	ANT3 WCDMA1900	ANT3 WCDMA1700	ANT5 WCDMA850	ANT1 WCDMA850	ANT2 LTE B2	ANT3 LTE B2	ANT4 LTE B2	ANT5 LTE B2	ANT2 LTE B4	ANT3 LTE B4	ANT4 LTE B4	ANT5 LTE B4	ANT1 LTE B5	ANT2 LTE B7	ANT3 LTE B7	ANT4 LTE B7	ANT5 LTE B7	ANT0 LTE B12	ANT1 LTE B12	ANT0 LTE B13	ANT1 LTE B13	ANT0 LTE B17	ANT1 LTE B17	ANT2 LTE B25	ANT3 LTE B25	ANT4 LTE B25	ANT5 LTE B25	ANT0 LTE B26	ANT1 LTE B26	MAX. SAR 10g
Head	Left Cheek	0.128	0.301	0.301	0.552	0.262	0.729	0.299	0.201	0.189	0.526	0.278	0.102	0.524	0.581	0.124	0.105	0.483	0.129	0.131	0.544	0.270	0.058	0.536	0.112	0.011	0.054	0.124	0.132	0.013	0.389	0.219	0.095	0.095	0.137	0.173	0.729
	Left Tilt	0.078	0.480	0.482	0.651	0.179	0.876	0.126	0.558	0.109	0.843	0.145	0.046	0.145	0.348	0.080	0.051	0.144	0.020	0.092	0.712	0.156	0.030	0.156	0.027	0.020	0.020	0.102	0.010	0.086	0.098	0.041	0.150	0.102	0.101	0.101	0.876
	Right Check	0.150	0.344	0.360	0.678	0.567	0.756	0.529	0.378	0.237	0.628	0.536	0.070	0.248	0.631	0.285	0.057	0.165	0.228	0.187	0.754	0.510	0.040	0.193	0.222	0.017	0.148	0.193	0.212	0.018	0.523	0.482	0.047	0.197	0.345	0.265	0.756
	Right Tilt	0.165	0.550	0.611	1.080	0.159	1.097	0.112	0.558	0.145	1.109	0.155	0.041	0.142	1.016	0.063	0.040	0.081	0.028	0.105	0.980	0.097	0.043	0.068	0.035	0.012	0.024	0.118	0.036	0.013	0.296	0.100	0.033	0.158	0.061	0.031	1.109
Body	Front 10mm	0.159	0.092	0.651	0.174	0.179	0.144	0.192	0.185	0.232	0.160	0.229	0.195	0.102	0.200	0.151	0.105	0.116	0.193	0.195	0.123	0.131	0.188	0.166	0.202	0.089	0.101	0.149	0.178	0.088	0.126	0.215	0.189	0.143	0.202	0.216	0.232
	Rear 10mm	0.188	0.132	0.106	0.271	0.388	0.284	0.494	0.329	0.302	0.224	0.424	0.089	0.184	0.280	0.389	0.141	0.207	0.342	0.223	0.153	0.345	0.053	0.253	0.272	0.069	0.218	0.277	0.380	0.071	0.301	0.355	0.892	0.273	0.337	0.244	1.089
	Left 10mm	/	0.059	/	0.119	/	0.138	/	/	/	0.073	/	0.139	/	0.159	/	0.233	/	/	/	0.073	/	0.178	/	/	/	/	/	/	/	0.104	/	0.122	/	/	/	0.178
	Right 10mm	0.160	/	0.320	/	0.821	/	0.975	0.804	0.341	/	0.764	/	0.778	/	1.065	/	0.741	0.181	/	0.593	/	0.054	0.757	0.146	0.424	0.313	0.690	0.145	/	0.716	/	0.541	0.478	0.254	1.065
	Bottom 10mm	0.108	/	/	/	/	/	/	/	0.185	/	/	0.563	/	/	/	0.679	/	0.117	/	/	0.669	/	/	0.035	/	0.121	/	0.007	/	/	0.660	/	/	/	0.197	0.679
	Top 10mm	/	0.559	/	0.912	/	0.598	/	/	/	0.772	/	0.094	0.694	/	/	/	0.083	/	/	0.385	/	0.081	/	/	/	/	/	/	0.834	/	/	0.097	/	/	/	0.912
	Front 11mm	/	0.091	/	0.121	/	0.284	/	/	/	0.101	/	/	0.277	/	/	/	/	/	/	0.163	/	/	/	/	/	/	/	/	0.226	/	/	/	/	/	/	0.284
	Rear 12mm	/	/	/	/	/	/	/	/	/	/	/	/	/	/	/	/	/	0.200	/	/	/	/	/	/	/	/	/	/	/	/	/	/	/	/	/	0.200
	Right 11mm	/	/	/	/	/	/	/	/	/	/	/	/	/	/	/	/	/	0.201	/	/	/	/	/	/	/	/	/	/	/	/	/	/	/	/	/	0.201
	Top 11mm	/	0.566	/	1.051	/	1.004	/	/	/	0.954	/	/	1.003	/	/	/	/	/	/	0.528	/	/	/	/	/	/	/	/	1.051	/	/	/	/	/	/	1.051
	Bottom 11mm	/	/	/	/	/	/	/	/	/	/	/	1.012	/	/	/	0.870	/	0.110	/	/	1.108	/	/	/	/	/	/	/	/	1.121	/	/	/	/	/	1.121

Test Position / SAR 1g/10g(W/kg)		1 WWAN	2 WIFI2.4 ANT5 (WIFI2.4G+5/6G)	3 WIFI2.4 ANT5 (WWAN+WIFI2.4G/WWAN+WIFI2.4G+5/6G)	4 WIFI2.4 ANT6 (WIFI2.4G+5/6G)	5 WIFI2.4 ANT6 (WWAN+WIFI2.4G/WWAN+WIFI2.4G+5/6G)	6 WIF15G ANT7 (WIF15G+2.4G/WIF15G+BT)	7 WIF15G ANT7 (WIF15G+BT+WWAN)	8 WIF15G ANT7 (WIF12.4G+5G+WWAN)	9 WIF15G ANT10 (WIF15G+2.4G/WIF15G+BT)	10 WIF15G ANT10 (WIF15G+BT+WWAN)	11 WIF15G ANT10 (WIF12.4G+5G+WWAN)	12 WIF16G ANT7	13 WIF16G ANT10	14 BT ANT5	15 BT ANT6
Head	Left Cheek	0.729	0.075	0.042	0.214	0.122	0.275	0.275	0.000	0.000	0.000	0.000	0.000	0.000	0.084	0.000
	Left Tilt	0.948	0.132	0.076	0.056	0.032	0.373	0.369	0.000	0.000	0.000	0.000	0.000	0.000	0.036	0.000
	Right Cheek	0.756	0.095	0.054	0.086	0.049	0.270	0.175	0.000	0.000	0.000	0.000	0.000	0.000	0.000	0.000
	Right Tilt	1.109	0.128	0.079	0.052	0.029	0.342	0.266	0.000	0.000	0.000	0.000	0.000	0.000	0.000	0.073
Body	Front 10mm	0.232	0.028	0.018	0.070	0.026	0.000	0.000	0.000	0.000	0.000	0.000	0.000	0.000	0.070	0.000
	Rear 10mm	1.089	0.081	0.038	0.132	0.046	0.000	0.000	0.000	0.000	0.000	0.000	0.000	0.000	0.072	0.000
	Left 10mm	0.178	/	/	/	/	/	/	/	/	/	/	/	/	/	/
	Right 10mm	1.065	0.101	0.047	0.278	0.104	0.000	0.000	0.000	0.000	0.000	0.000	0.000	0.000	0.130	0.000
	Bottom 10mm	0.679	/	/	/	/	/	/	/	/	/	/	/	/	/	/
	Top 10mm	0.912	0.199	0.093	0.062	0.023	0.000	0.000	0.000	0.000	0.000	0.000	0.000	0.000	0.000	0.000
	Front 11mm	0.284	0.038	0.018	0.070	0.026	0.000	0.000	0.000	0.000	0.000	0.000	0.000	0.000	0.070	0.000
	Rear 12mm	0.200	0.081	0.038	0.132	0.046	0.000	0.000	0.000	0.000	0.000	0.000	0.000	0.000	0.072	0.000
	Right 11mm	0.200	0.101	0.047	0.278	0.104	0.000	0.000	0.000	0.000	0.000	0.000	0.000	0.000	0.130	0.000
	Top 11mm	1.051	0.101	0.047	0.278	0.104	0.000	0.000	0.000	0.000	0.000	0.000	0.000	0.000	0.000	0.000
	Bottom 11mm	1.121	/	/	/	/	/	/	/	/	/	/	/	/	/	/

Test Position / SAR 1g/10g(W/kg)		simultaneous transmission												
		2+4+6+9	2+4+12+13	1+3+5	1+3+5+8+11	1+3+5+12+13	1+7+10+14	1+7+10+15	1+12+13+14	1+12+13+15	7+9+14	7+9+15
Head	Left Cheek	0.564	0.289	0.893	0.893	0.893	1.088	1.004	0.813	0.729	0.359	0.275
	Left Tilt	0.561	0.188	1.056	1.056	1.056	1.353	1.317	0.984	0.948	0.405	0.369
	Right Cheek	0.451	0.181	0.859	0.859	0.859	0.931	0.931	0.756	0.756	0.175	0.175
	Right Tilt	0.532	0.190	1.217	1.217	1.217	1.375	1.448	1.109	1.182	0.266	0.339
Body	Front 10mm	0.108	0.108	0.376	0.376	0.376	0.402	0.402	0.332	0.332	0.070	0.000
	Rear 10mm	0.213	0.213	1.173	1.173	1.173	1.161	1.089	1.161	1.089	0.072	0.000
	Left 10mm	0.000	0.000	0.178	0.178	0.178	0.178	0.178	0.178	0.178	0.000	0.000
	Right 10mm	0.379	0.379	1.216	1.216	1.216	1.195	1.065	1.195	1.065	0.130	0.000
	Bottom 10mm	0.000	0.000	0.679	0.679	0.679	0.679	0.679	0.679	0.679	0.000	0.000
	Top 10mm	0.261	0.261	1.028	1.028	1.028	0.912	0.912	0.912	0.912	0.000	0.000
	Front 11mm	0.108	0.108	0.328	0.328	0.328	0.354	0.284	0.354	0.284	0.070	0.000
	Rear 12mm	0.213	0.213	0.284	0.284	0.284	0.272	0.200	0.272	0.200	0.072	0.000
	Right 11mm	0.379	0.379	0.351	0.351	0.351	0.330	0.200	0.330	0.200	0.130	0.000
	Top 11mm	0.379	0.379	1.202	1.202	1.202	1.051	1.051	1.051	1.051	0.000	0.000
	Bottom 11mm	0.000	0.000	1.121	1.121	1.121	1.121	1.121	1.121	1.121	0.000	0.000

Test Position / SAR 1g/10g(W/kg)		ANT4 LTE B30	ANT5 LTE B30	ANT2 LTE B38	ANT3 LTE B38	ANT4 LTE B38	ANT5 LTE B38	ANT2 LTE B41 PC2	ANT3 LTE B41 PC2	ANT4 LTE B41 PC2	ANT5 LTE B41 PC2	ANT2 LTE B41 PC3	ANT3 LTE B41 PC3	ANT4 LTE B41 PC3	ANT5 LTE B41 PC3	ANT2 LTE B48	ANT3 LTE B48	ANT0 LTE B48	ANT7 LTE B48	ANT2 LTE B66	ANT3 LTE B66	ANT4 LTE B66	ANT5 LTE B66	ANT0 LTE B71	ANT1 LTE B71	MAX. SAR 10g
Head	Left Cheek	0.101	0.826	0.581	0.149	0.016	0.871	0.660	0.150	0.040	1.128	0.687	0.162	0.059	1.018	0.475	0.093	0.166	0.400	0.421	0.109	0.098	0.648	0.078	0.015	1.128
	Left Tilt	0.066	0.359	0.959	0.064	0.030	0.282	1.038	0.102	0.027	0.212	0.906	0.090	0.040	0.223	0.730	0.050	0.162	0.576	0.660	0.071	0.057	0.177	0.047	0.010	1.038
	Right Check	0.087	0.445	0.701	0.304	0.014	0.225	0.653	0.269	0.032	0.275	0.681	0.279	0.049	0.276	0.743	0.187	0.310	0.334	0.491	0.246	0.070	0.245	0.172	0.016	0.743
	Right Tilt	0.060	0.203	1.044	0.050	0.021	0.156	0.861	0.062	0.028	0.107	0.948	0.054	0.042	0.112	0.932	0.032	0.151	0.499	0.875	0.051	0.054	0.141	0.051	0.012	1.044
Body	Front 0mm	0.282	0.177	0.199	0.123	0.122	0.192	0.231	0.078	0.116	0.204	0.243	0.077	0.131	0.140	0.163	0.084	0.080	0.078	0.256	0.120	0.207	0.117	0.082	0.022	0.282
	Rear 0mm	0.931	0.007	0.181	0.297	0.493	0.250	0.138	0.292	0.470	0.204	0.139	0.250	0.436	0.140	0.311	0.349	0.119	0.194	0.130	0.300	0.491	0.221	0.193	0.046	0.931
	Left 0mm	0.200	/	0.093	/	/	/	0.055	/	/	/	0.055	/	/	/	0.127	/	/	/	/	/	0.151	/	/	/	0.200
	Right 0mm	/	0.710	/	0.463	0.082	0.625	/	0.341	0.078	0.719	/	0.354	0.094	0.475	/	0.084	0.247	0.063	/	0.053	/	0.861	0.363	0.099	0.861
	Bottom 0mm	0.838	/	/	0.508	/	/	/	/	0.486	/	/	/	0.516	/	/	/	/	/	/	/	0.521	/	/	0.023	0.838
	Top 0mm	/	0.068	0.568	/	/	0.039	0.659	/	/	0.064	0.696	/	/	0.038	0.830	/	/	0.858	0.781	/	/	0.084	/	/	0.858
	Front 11mm	/	/	0.208	/	/	/	0.226	/	/	/	0.230	/	/	/	/	/	/	/	0.219	/	/	/	/	/	0.230
	Top 11mm	/	/	0.613	/	/	/	0.731	/	/	/	0.692	/	/	/	/	/	/	/	0.860	/	/	/	/	/	0.860
	Bottom 11mm	1.049	/	/	/	/	/	/	/	/	/	/	/	/	/	/	/	/	/	/	/	1.032	/	/	/	1.049

Test Position / SAR 1g/10g(W/kg)		1 WWAN	2 WIFI2.4 ANT5 (WIFI2.4G+5/6G)	3 WIFI2.4 ANT5 (WWAN+WIFI2.4G/WWAN+WIFI2.4G+5/6G)	4 WIFI2.4 ANT6 (WIFI2.4G+5/6G)	5 WIFI2.4 ANT6 (WWAN+WIFI2.4G+WWAN+WIFI2.4G+5/6G)	6 WIF15G ANT7 (WIF15G+2.4G/WIF15G+BT)	7 WIF15G ANT7 (WIF15G+BT+WWAN)	8 WIF15G ANT7 (WIF12.4G+5G+WWAN)	9 WIF15G ANT10 (WIF15G+2.4G/WIF15G+BT)	10 WIF15G ANT10 (WIF15G+BT+WWAN)	11 WIF15G ANT10 (WIF12.4G+5G+WWAN)	12 WIF16G ANT7	13 WIF16G ANT10	14 BT ANT5	15 BT ANT6
Head	Left Cheek	1.128	0.075	0.042	0.214	0.122	0.275	0.275	0.000	0.000	0.000	0.000	0.000	0.000	0.084	0.000
	Left Tilt	1.038	0.132	0.076	0.056	0.032	0.373	0.369	0.000	0.000	0.000	0.000	0.000	0.000	0.036	0.000
	Right Cheek	0.743	0.095	0.054	0.086	0.049	0.270	0.175	0.000	0.000	0.000	0.000	0.000	0.000	0.000	0.000
	Right Tilt	1.044	0.138	0.079	0.052	0.029	0.342	0.266	0.000	0.000	0.000	0.000	0.000	0.000	0.000	0.073
Body	Front 10mm	0.282	0.038	0.018	0.070	0.026	0.000	0.000	0.000	0.000	0.000	0.000	0.000	0.000	0.070	0.000
	Rear 10mm	0.931	0.081	0.038	0.132	0.046	0.000	0.000	0.000	0.000	0.000	0.000	0.000	0.000	0.072	0.000
	Left 10mm	0.200	/	/	/	/	/	/	/	/	/	/	/	/	/	/
	Right 10mm	0.861	0.101	0.047	0.278	0.104	0.000	0.000	0.000	0.000	0.000	0.000	0.000	0.000	0.130	0.000
	Bottom 10mm	0.838	/	/	/	/	/	/	/	/	/	/	/	/	/	/
	Top 10mm	0.858	0.199	0.093	0.062	0.023	0.000	0.000	0.000	0.000	0.000	0.000	0.000	0.000	0.000	0.000
	Front 11mm	0.230	0.038	0.018	0.070	0.026	0.000	0.000	0.000	0.000	0.000	0.000	0.000	0.000	0.070	0.063
	Top 11mm	0.860	0.101	0.047	0.278	0.104	0.000	0.000	0.000	0.000	0.000	0.000	0.000	0.000	0.000	0.116
	Bottom 11mm	1.049	/	/	/	/	/	/	/	/	/	/	/	/	/	/

Test Position / SAR 1g/10g(W/kg)		simultaneous transmission										
		2+4+6+9	2+4+12+13	1+3+5	1+3+5+8+11	1+3+5+12+13	1+7+10+14	1+7+10+15	1+12+13+14	1+12+13+15	7+9+14	7+9+15
Head	Left Cheek	0.564	0.289	1.292	1.292	1.292	1.487	1.403	1.212	1.128	0.359	0.275
	Left Tilt	0.561	0.188	1.146	1.146	1.146	1.443	1.407	1.074	1.038	0.405	0.369
	Right Cheek	0.451	0.181	0.846	0.846	0.846	0.918	0.918	0.743	0.743	0.175	0.175
	Right Tilt	0.532	0.190	1.152	1.152	1.152	1.310	1.383	1.044	1.117	0.266	0.339
Body	Front 10mm	0.108	0.108	0.326	0.326	0.326	0.352	0.282	0.352	0.282	0.070	0.000
	Rear 10mm	0.213	0.213	1.015	1.015	1.015	1.003	0.931	1.003	0.931	0.072	0.000
	Left 10mm	0.000	0.000	0.200	0.200	0.200	0.200	0.200	0.200	0.200	0.000	0.000
	Right 10mm	0.379	0.379	1.012	1.012	1.012	0.991	0.861	0.991	0.861	0.130	0.000
	Bottom 10mm	0.000	0.000	0.838	0.838	0.838	0.838	0.838	0.838	0.838	0.000	0.000
	Top 10mm	0.261	0.261	0.974	0.974	0.974	0.858	0.858	0.858	0.858	0.000	0.000
	Front 11mm	0.108	0.108	0.274	0.274	0.274	0.300	0.293	0.300	0.293	0.070	0.063
	Top 11mm	0.379	0.379	1.011	1.011	1.011	0.860	0.976	0.860	0.976	0.000	0.116
	Bottom 11mm	0.000	0.000	1.049	1.049	1.049	1.049	1.049	1.049	1.049	0.000	0.000

Test Position / SAR 1g/10g(W/kg)		ANT2 N2	ANT3 N2	ANT4 N2	ANT5 N2	ANT0 N5	ANT1 N5	ANT2 N7	ANT3 N7	ANT4 N7	ANT5 N7	ANT0 N12	ANT1 N12	ANT2 N25	ANT3 N25	ANT4 N25	ANT5 N25	ANT4 N30	ANT5 N30	ANT2 N38	ANT3 N38	ANT4 N38	ANT5 N38	ANT2 N41	ANT3 N41	ANT4 N41	ANT5 N41	ANT2 N66	ANT3 N66	ANT4 N66	ANT5 N66	ANT0 N71	ANT1 N71	ANT2 N77-L	ANT3 N77-L	ANT5 N77-L	ANT7 N77-H	ANT2 N77-H	ANT3 N77-H	ANT0 N77-H	ANT1 N77-H	MAX. SAR 10g
Head	Left Cheek	0.460	0.310	0.160	1.151	0.109	0.121	0.493	0.227	0.188	1.099	0.149	0.060	0.448	0.627	0.156	0.578	0.188	0.991	0.693	0.156	0.085	1.080	0.564	0.512	0.124	1.198	0.457	0.277	0.130	0.611	0.169	0.089	0.347	0.438	1.111	0.532	0.620	0.418	0.063	0.475	1.198
	Left Tilt	0.402	0.142	0.052	0.256	0.584	0.080	0.142	0.052	0.291	0.545	0.066	0.083	0.254	0.040	0.240	0.062	0.404	0.240	0.061	0.030	0.290	0.498	0.216	0.144	0.280	0.746	0.153	0.043	0.161	0.073	0.080	0.524	0.255	0.152	0.884	0.480	0.224	0.150	0.768	0.889
	Right Check	0.484	0.130	0.080	0.145	0.227	0.047	0.500	0.472	0.073	0.245	0.302	0.117	0.313	0.248	0.063	0.240	0.092	0.303	0.156	0.241	0.041	0.219	0.678	0.400	0.065	0.110	0.621	0.544	0.043	0.200	0.207	0.148	0.512	0.286	0.736	0.427	0.881	0.556	0.408	0.411	1.040
	Right Tilt	0.718	0.128	0.042	0.218	0.031	0.149	0.583	0.072	0.068	0.165	0.050	0.037	0.291	0.243	0.058	0.198	0.054	0.191	1.067	0.068	0.051	0.139	1.190	0.153	0.081	0.123	0.894	0.132	0.039	0.123	0.060	0.097	0.739	0.107	0.156	0.571	1.199	0.098	0.152	0.587	1.199
Body	Front 0mm	0.178	0.171	0.271	0.093	0.215	0.027	0.154	0.139	0.174	0.165	0.148	0.021	0.228	0.271	0.087	0.153	0.093	0.228	0.132	0.095	0.334	0.194	0.200	0.128	0.203	0.239	0.172	0.152	0.215	0.117	0.130	0.117	0.107	0.095	0.194	0.074	0.135	0.045	0.040	0.072	0.349
	Rear 0mm	0.269	0.313	0.825	0.164	0.360	0.030	0.190	0.297	0.912	0.504	0.299	0.260	0.307	0.473	0.809	0.319	1.180	0.470	0.139	0.224	0.218	0.186	0.250	0.381	0.859	0.299	0.329	0.324	0.520	0.275	0.303	0.173	0.274	0.223	0.106	0.254	0.106	0.151	0.219	0.228	1.180
	Left 0mm	0.092	/	0.466	/	/	0.117	/	/	/	0.159	/	/	/	/	0.176	/	0.226	/	0.056	/	0.258	/	0.107	/	0.158	/	0.088	/	0.131	/	/	0.100	/	/	/	/	0.158	/	/	0.077	0.466
	Right 0mm	/	0.728	/	0.449	/	0.375	/	0.747	/	1.101	/	0.498	0.461	/	/	0.954	/	1.155	/	0.403	/	0.720	/	0.733	/	0.946	/	0.416	/	0.377	0.960	0.311	/	0.460	0.728	/	0.971	/	0.254	0.418	1.155
	Bottom 0mm	/	/	0.827	/	/	0.803	0.209	/	/	0.422	/	/	0.156	/	0.419	/	1.059	/	/	/	0.628	0.065	/	/	0.630	/	/	/	0.485	/	/	0.068	/	/	/	/	/	/	/	/	1.059
	Top 0mm	0.644	/	/	0.072	/	/	0.655	/	/	/	/	/	/	0.955	/	/	0.171	/	0.141	0.376	/	/	0.599	/	/	0.072	0.566	/	/	0.094	/	/	0.208	/	/	0.659	0.637	/	/	0.470	0.955
	Front 11mm	0.210	/	/	/	/	/	0.216	/	/	/	/	/	/	0.217	/	/	/	/	/	0.168	/	/	0.398	/	/	/	0.176	/	/	/	/	/	0.132	/	/	0.080	0.246	/	/	0.095	0.398
	Rear 11mm	/	/	/	/	/	/	/	/	/	/	/	/	/	/	/	/	/	/	/	/	/	/	/	/	/	/	/	/	/	/	/	/	/	/	/	/	/	/	/	/	0.000
	Right 11mm	/	/	/	/	/	/	/	/	/	/	/	/	/	/	/	/	/	/	/	/	/	/	/	/	/	/	/	/	/	/	/	/	/	/	/	/	/	/	/	/	0.000
	Top 11mm	0.938	/	/	/	/	/	0.780	/	/	/	/	/	/	1.053	/	/	/	/	/	0.536	/	/	0.918	/	/	/	0.753	/	/	/	/	/	0.808	/	/	0.907	0.978	/	/	0.833	1.053
	Bottom 11mm	/	/	1.028	/	/	0.896	/	/	/	0.896	/	/	/	/	0.805	/	1.118	/	/	0.786	/	0.835	/	/	0.918	/	/	/	1.162	/	/	/	/	/	/	/	/	/	/	/	1.162

Test Position / SAR 1g/10g(W/kg)		1 WWAN	2 WIFI2.4 ANT5 (WIFI2.4G+5/6G)	3 WIFI2.4 ANT5 (WWAN+WIFI2.4G/WWAN+WIFI2.4G+5/6G)	4 WIFI2.4 ANT6 (WIFI2.4G+5/6G)	5 WIFI2.4 ANT6 (WWAN+WIFI2.4G/WWAN+WIFI2.4G+5/6G)	6 WIF15G ANT7 (WIF15G+2.4G/WIF15G+BT)	7 WIF15G ANT7 (WIF15G+BT+WWAN)	8 WIF15G ANT7 (WIF12.4G+5G+WWAN)	9 WIF15G ANT10 (WIF15G+2.4G/WIF15G+BT)	10 WIF15G ANT10 (WIF15G+BT+WWAN)	11 WIF15G ANT10 (WIF12.4G+5G+WWAN)	12 WIF16G ANT7	13 WIF16G ANT10	14 BT ANT5	15 BT ANT6
Head	Left Cheek	1.198	0.075	0.042	0.214	0.122	0.275	0.275	0.000	0.000	0.000	0.000	0.000	0.000	0.084	0.000
	Left Tilt	0.889	0.132	0.076	0.056	0.032	0.373	0.369	0.000	0.000	0.000	0.000	0.000	0.000	0.036	0.000
	Right Cheek	1.049	0.095	0.054	0.086	0.049	0.270	0.175	0.000	0.000	0.000	0.000	0.000	0.000	0.000	0.000
	Right Tilt	1.199	0.138	0.079	0.052	0.029	0.342	0.266	0.000	0.000	0.000	0.000	0.000	0.000	0.000	0.073
Body	Front 10mm	0.349	0.038	0.018	0.070	0.026	0.000	0.000	0.000	0.000	0.000	0.000	0.000	0.000	0.070	0.000
	Rear 10mm	1.180	0.081	0.038	0.132	0.046	0.000	0.000	0.000	0.000	0.000	0.000	0.000	0.000	0.072	0.000
	Left 10mm	0.466	/	/	/	/	/	/	/	/	/	/	/	/	/	/
	Right 10mm	1.155	0.101	0.047	0.278	0.104	0.000	0.000	0.000	0.000	0.000	0.000	0.000	0.000	0.130	0.000
	Bottom 10mm	1.059	/	/	/	/	/	/	/	/	/	/	/	/	/	/
	Top 10mm	0.955	0.199	0.093	0.062	0.023	0.000	0.000	0.000	0.000	0.000	0.000	0.000	0.000	0.000	0.000
	Front 11mm	0.306	0.038	0.018	0.070	0.026	0.000	0.000	0.000	0.000	0.000	0.000	0.000	0.000	0.070	0.000
	Rear 12mm	0.000	0.081	0.038	0.132	0.046	0.000	0.000	0.000	0.000	0.000	0.000	0.000	0.000	0.000	0.000
	Right 11mm	0.000	0.101	0.047	0.278	0.104	0.000	0.000	0.000	0.000	0.000	0.000	0.000	0.000	0.000	0.000
	Top 11mm	1.053	0.101	0.047	0.278	0.104	0.000	0.000	0.000	0

Test Position	SAR 1g/10g(W/kg)	simultaneous transmission												
		2+4+6+9	2+4+12+13	1+3+5	1+3+5+8+11	1+3+5+12+13	1+7+10+14	1+7+10+15	1+12+13+14	1+12+13+15	7+9+14	7+9+15
Head	Left Cheek	0.564	0.289	1.362	1.362	1.362	1.557	1.473	1.282	1.198	0.359	0.275
	Left Tilt	0.561	0.188	0.997	0.997	0.997	1.294	1.258	0.925	0.889	0.405	0.369
	Right Cheek	0.451	0.181	1.152	1.152	1.152	1.224	1.224	1.049	1.049	0.175	0.175
	Right Tilt	0.532	0.190	1.307	1.307	1.307	1.465	1.538	1.199	1.272	0.266	0.339
Body	Front 10mm	0.108	0.108	0.393	0.393	0.393	0.419	0.349	0.419	0.349	0.070	0.000
	Rear 10mm	0.213	0.213	1.264	1.264	1.264	1.252	1.180	1.252	1.180	0.072	0.000
	Left 10mm	0.000	0.000	0.466	0.466	0.466	0.466	0.466	0.466	0.466	0.000	0.000
	Right 10mm	0.379	0.379	1.306	1.306	1.306	1.285	1.155	1.285	1.155	0.130	0.000
	Bottom 10mm	0.000	0.000	1.059	1.059	1.059	1.059	1.059	1.059	1.059	0.000	0.000
	Top 10mm	0.261	0.261	1.071	1.071	1.071	0.955	0.955	0.955	0.955	0.000	0.000
	Front 11mm	0.108	0.108	0.350	0.350	0.350	0.376	0.306	0.376	0.306	0.070	0.000
	Rear 12mm	0.213	0.213	0.084	0.084	0.084	0.000	0.000	0.000	0.000	0.000	0.000
	Right 11mm	0.379	0.379	0.151	0.151	0.151	0.000	0.000	0.000	0.000	0.000	0.000
	Top 11mm	0.379	0.379	1.204	1.204	1.204	1.053	1.053	1.053	1.053	0.000	0.000
	Bottom 11mm	0.000	0.000	1.162	1.162	1.162	1.162	1.162	1.162	1.162	0.000	0.000

Folder Open

Test Position	SAR 1g/10g(W/kg)	ANT1 GSM850	ANT2 GSM1900	ANT2 GSM1900	ANT2 WCDMA1900	ANT2 WCDMA1900	ANT2 WCDMA1700	ANT2 WCDMA1700	ANT3 WCDMA850	ANT3 WCDMA850	ANT3 LTE B2	ANT3 LTE B2	ANT3 LTE B2	ANT3 LTE B2	ANT3 LTE B4	ANT3 LTE B4	ANT3 LTE B4	ANT3 LTE B4	ANT3 LTE B5	ANT3 LTE B5	ANT3 LTE B7	ANT3 LTE B7	ANT3 LTE B7	ANT3 LTE B7	ANT3 LTE B12	ANT3 LTE B12	ANT3 LTE B13	ANT3 LTE B13	ANT3 LTE B17	ANT3 LTE B17	ANT3 LTE B17	ANT3 LTE B25	ANT3 LTE B25	ANT3 LTE B25	ANT3 LTE B26	ANT3 LTE B26	MAX. SAR 10g
Head	Left Cheek	0.151	0.270	0.148	0.186	0.416	0.163	0.427	0.314	0.135	0.119	0.394	0.080	0.738	0.347	0.339	0.043	0.544	0.269	0.111	0.241	0.453	0.656	0.759	0.212	0.088	0.246	0.069	0.243	0.024	0.253	0.114	0.651	0.562	0.217	0.102	0.738
	Left Tilt	0.139	0.236	0.080	0.125	0.401	0.108	0.424	0.288	0.108	0.091	0.186	0.062	0.336	0.226	0.225	0.035	0.248	0.140	0.067	0.249	0.308	0.652	0.720	0.135	0.066	0.170	0.075	0.221	0.142	0.243	0.102	0.640	0.542	0.149	0.085	0.624
	Right Cheek	0.061	0.243	0.045	0.555	0.199	0.483	0.112	0.139	0.051	0.070	0.728	0.111	0.497	0.228	0.522	0.126	0.172	0.092	0.041	0.570	0.252	0.682	0.228	0.082	0.049	0.095	0.040	0.099	0.049	0.130	0.070	0.212	0.098	0.049	0.049	0.883
	Right Tilt	0.101	0.828	0.050	0.715	0.120	0.400	0.123	0.141	0.066	0.832	0.188	0.066	0.203	0.837	0.186	0.046	0.192	0.094	0.061	0.563	0.157	0.667	0.190	0.073	0.039	0.090	0.033	0.080	0.033	0.240	0.227	0.042	0.182	0.185	0.040	0.960
	Front 0mm	0.822	0.464	1.161	0.844	1.074	0.702	0.751	0.726	0.484	0.724	1.115	0.545	1.147	0.573	1.014	0.595	0.718	0.421	0.663	0.341	1.044	0.485	0.674	0.905	0.512	0.348	0.421	0.552	1.041	0.781	1.082	0.349	1.115	0.450	0.738	1.161
	Rear 0mm	0.396	0.112	0.598	0.972	0.378	0.209	0.356	0.204	0.262	0.216	0.284	0.586	0.207	0.188	0.422	0.635	0.175	0.163	0.571	0.092	0.317	0.431	0.169	0.235	0.051	0.152	0.228	0.207	0.203	0.207	0.284	0.433	0.263	0.172	0.622	0.798
	Left 0mm	/	/	/	/	/	/	/	/	/	/	/	/	/	/	/	/	/	/	/	/	/	/	/	/	/	/	/	/	/	/	/	/	/	/	0.692	0.699
	Right 0mm	0.169	/	0.532	/	1.027	/	0.653	1.193	0.383	/	0.876	/	0.742	/	0.749	/	0.758	0.770	0.571	/	1.130	/	0.492	0.822	0.653	0.604	0.428	0.731	1.021	/	0.785	/	0.799	0.982	0.692	1.193
	Bottom 0mm	/	/	/	/	/	/	/	/	0.629	/	/	0.878	/	/	/	0.680	/	/	0.584	/	/	0.540	/	/	0.165	/	/	/	1.115	/	/	/	0.644	/	/	0.906	1.165
	Top 0mm	1.115	0.677	/	0.810	/	0.662	/	/	/	0.869	/	/	/	0.138	0.696	/	0.084	/	/	0.788	/	/	0.077	/	/	/	/	/	0.799	/	/	/	/	0.151	/	/	1.115
	Front 8mm	/	/	/	/	/	/	/	/	/	/	/	1.148	/	/	/	0.821	/	/	/	/	/	0.455	/	/	/	/	/	/	/	/	/	0.533	/	/	/	/	1.148
	Front 9mm	/	/	/	/	/	/	/	/	0.561	/	/	/	/	/	/	/	/	/	0.575	/	/	/	/	/	0.373	/	/	0.181	/	0.374	/	/	/	/	/	0.317	0.561
	Rear 11mm	/	/	/	/	/	/	/	/	/	/	/	0.709	/	/	/	0.650	/	/	/	/	/	0.474	/	/	/	/	/	/	/	/	/	/	0.462	/	/	/	0.709
	Rear 12mm	/	/	/	/	/	/	/	/	0.274	/	/	/	/	/	/	/	/	/	0.211	/	/	/	/	/	0.222	/	/	0.114	/	0.268	/	/	/	/	/	0.222	0.274
	Right 11mm	/	/	/	/	/	/	/	/	0.379	/	/	/	/	/	/	/	/	/	0.305	/	/	/	/	/	0.243	/	/	0.128	/	0.261	/	/	/	/	/	0.243	0.379
	Bottom 11mm	/	/	/	/	/	/	/	/	0.449	/	/	1.199	/	/	/	1.020	/	/	0.290	/	/	1.179	/	/	0.251	/	/	0.118	/	0.224	/	/	1.068	/	/	0.274	1.199

Test Position	SAR 1g/10g(W/kg)	1 WWAN	2 WIFI2.4 ANT5 (WIFI2.4G+5/6G)	3 WIFI2.4 ANT5 (WWAN+WIFI2.4G)	4 WIFI2.4 ANT5 (WWAN+WIFI2.4G+5/6G)	5 WIFI2.4 ANT6 (WIFI2.4G+5/6G)	6 WIFI2.4 ANT6 (WWAN+WIFI2.4G)	7 WIFI2.4 ANT6 (WWAN+WIFI2.4G+5/6G)	8 WIFI5G ANT7 (WIFI5G+2.4G/WIFI5G+BT)	9 WIFI5G ANT7 (WIFI5G+BT+WWAN)	10 WIFI5G ANT7 (WIFI2.4G+5G+WWAN)	11 WIFI5G ANT10 (WIFI5G+2.4G/WIFI5G+BT)	12 WIFI5G ANT10 (WIFI5G+BT+WWAN)	13 WIFI5G ANT10 (WIFI2.4G+5G+WWAN)	14 WIFI6G ANT7 (WIFI6E+2.4G)	15 WIFI6G ANT10 (WIFI6E+2.4G)	16 BT ANT5 (BT+WIFI5G/6G)	17 BT ANT5 (BT+WWAN)	18 BT ANT5 (WIFI5G/6G+WWAN+BT)	19 BT ANT6 (BT+WIFI5G/6G)	20 BT ANT6 (BT+WWAN)	21 BT ANT6 (WIFI5G/6G+WWAN+BT)	22 WIFI6G ANT7 (WIFI6G+WWAN+BT/WIFI6E+2.4G)	23 WIFI6G ANT10 (WIFI6G+WWAN+BT/WIFI6E+2.4G+WWAN)	MAX. SAR 10g
Head	Left Cheek	0.738	0.110	0.110	0.110	0.209	0.209	0.209	0.119	0.213	0.118	0.028	0.016	0.016	0.000	0.000	0.000	0.000	0.000	0.000	0.000	0.000	0.000	0.000	0.000	0.000	0.738
	Left Tilt	0.424	0.086	0.086	0.086	0.053	0.053	0.053	0.173	0.014	0.000	0.021	0.013	0.013	0.000	0.000	0.000	0.000	0.000	0.000	0.000	0.000	0.000	0.000	0.000	0.000	0.424
	Right Cheek	0.883	0.347	0.347	0.347	0.024	0.024	0.024	0.255	0.467	0.258	0.116	0.066	0.066	0.000	0.000	0.000	0.000	0.000	0.000	0.122	0.122	0.122	0.122	0.000	0.000	0.883
	Right Tilt	0.900	0.387	0.387	0.387	0.020	0.020	0.020	0.714	0.259	0.143	0.027	0.044	0.044	0.000	0.000	0.000	0.000	0.000	0.000	0.107	0.107	0.107	0.107	0.000	0.000	0.900
	Front 0mm	1.161	0.312	0.154	0.108	0.308	0.134	0.096	0.175	0.175	0.122	0.000	0.000	0.000	0.000	0.000	0.305	0.305	0.208	0.699	0.344	0.157	0.000	0.000	0.000	0.000	1.161
	Rear 0mm	0.798	0.145	0.072	0.051	0.138	0.060	0.043	0.074	0.074	0.052	0.000	0.000	0.000	0.000	0.000	0.070	0.070	0.048	0.148	0.074	0.034	0.000	0.000	0.000	0.000	0.798
	Left 0mm	0.699	/	/	/	/	/	/	/	/	/	/	/	/	/	/	/	/	/	/	/	/	/	/	/	/	0.699
	Right 0mm	1.193	0.135	0.066	0.047	0.303	0.132	0.094	0.000	0.000	0.000	0.000	0.000	0.000	0.000	0.000	0.279	0.279	0.190	0.248	0.123	0.056	0.000	0.000	0.000	0.000	1.193
	Bottom 0mm	1.165	/	/	/	/	/	/	/	/	/	/	/	/	/	/	/	/	/	/	/	/	/	/	/	/	1.165
	Top 0mm	1.115	0.868	0.230	0.163	0.006	0.000	0.000	0.252	0.252	0.177	0.046	0.046	0.046	0.000	0.103	0.000	0.000	0.000	0.652	0.322	0.147	0.000	0.000	0.000	0.000	1.115
	Front 8mm	1.148	0.312	0.154	0.108	0.308	0.134	0.096	0.175	0.175	0.122	0.000	0.000	0.000	0.000	0.000	0.305	0.305	0.208	0.699	0.344	0.157	0.000	0.000	0.000	0.000	1.148
	Front 9mm	0.561	0.312	0.154	0.108	0.308	0.134	0.096	0.175	0.175	0.122	0.000	0.000	0.000	0.000	0.000	0.305	0.305	0.208	0.699	0.344	0.157	0.000	0.000	0.000	0.000	0.561
	Rear 11mm	0.709	0.145	0.072	0.051	0.138	0.060	0.043	0.074	0.074	0.052	0.000	0.000	0.000	0.000	0.000	0.070	0.070	0.048	0.148	0.074	0.034	0.000	0.000	0.000	0.000	0.709
	Rear 12mm	0.274	0.145	0.072	0.051	0.138	0.060	0.043	0.074	0.074	0.052	0.000	0.000	0.000	0.000	0.000	0.070	0.070	0.048	0.148	0.074	0.034	0.000	0.000	0.000	0.000	0.274
	Right 11mm	0.379	0.135	0.066	0.047	0.303	0.132	0.094	0.000	0.000	0.000	0.000	0.000	0.000	0.000	0.000	0.279	0.279	0.190	0.248	0.123	0.056	0.000	0.000	0.000	0.000	0.379
	Bottom 11mm	1.199	/	/	/	/	/	/	/	/	/	/	/	/	/	/	/	/	/	/	/	/	/	/	/	/	1.199

Test Position	SAR 1g/10g(W/kg)	simultaneous transmission									
		2+5+8+11	1+3+6	2+5+14+15	1+9+12+18	1+9+12+21	1+22+23+18	1+22+23+21	1+4+7+10+13	1+4+7+22+23	8+11+16	8+11+19	1+17	1+20
Head	Left Cheek	0.466	1.057	0.319	0.967	0.967	0.738	0.738	1.191	1.057	0.147	0.147	0.738	0.738
	Left Tilt	0.335	0.563	0.139	0.451	0.451	0.424	0.424	0.576	0.563	0.196	0.196	0.424	0.424
	Right Cheek	0.742	1.254	0.371	1.416	1.538	0.883	1.005	1.578	1.254	0.371	0.493	0.883	1.005
	Right Tilt	1.198	1.307	0.407	1.203	1.310	0.900	1.007	1.494	1.307	0.791	0.898	0.900	1.007
Body	Front 0mm	0.795	1.449	0.620	1.544	1.493	1.369	1.318	1.487	1.365	0.480	0.874	1.466	1.505
	Rear 0mm	0.357	0.930	0.283	0.920	0.906	0.846	0.832	0.944	0.892	0.144	0.222	0.868	0.872
	Left 0mm	0.000	0.699	0.000	0.699	0.699	0.699	0.699	0.699	0.699	0.000	0.000	0.699	0.699
	Right 0mm	0.438	1.391	0.438	1.383	1.249	1.383	1.249	1.334	1.334	0.279	0.248	1.472	1.316
	Bottom 0mm	0.000	1.165	0.000	1.165	1.165	1.165	1.165	1.165	1.165	0.000	0.000	1.165	1.165
	Top 0mm	0.772	1.345	0.577	1.413	1.560	1.115	1.262	1.501	1.278	0.298	0.950	1.115	1.437
	Front 8mm	0.795	1.436	0.620	1.531	1.480	1.356	1.305	1.474	1.352	0.480	0.874	1.453	1.492
	Front 9mm	0.795	0.849	0.620	0.944	0.893	0.769	0.718	0.887	0.765	0.480	0.874	0.866	0.905
	Rear 11mm	0.357	0.921	0.283	0.911	0.897	0.837	0.823	0.935	0.883	0.144	0.222	0.859	0.863
	Rear 12mm	0.357	0.406	0.283	0.396	0.382	0.322	0.308	0.420	0.368	0.144	0.222	0.344	0.348
	Right 11mm	0.438	0.577	0.438	0.569	0.435	0.569	0.435	0.520	0.520	0.279	0.248	0.658	0.502
	Bottom 11mm	0.000	1.199	0.000	1.199	1.199	1.199	1.199	1.199	1.199	0.000	0.000	1.199	1.199

Test Position	SAR 1g/10g(W/kg)	ANT1 LTE B30	ANT5 LTE B30	ANT2 LTE B38	ANT5 LTE B38	ANT4 LTE B38	ANT5 LTE B38	ANT2 LTE B41 PC2	ANT3 LTE B41 PC2	ANT4 LTE B41 PC2	ANT5 LTE B41 PC2	ANT2 LTE B41 PC3	ANT3 LTE B41 PC3	ANT4 LTE B41 PC3	ANT5 LTE B41 PC3	ANT3 LTE B48	ANT4 LTE B48	ANT0 LTE B48	ANT5 LTE B48	ANT2 LTE B66	ANT3 LTE B66	ANT4 LTE B66	ANT5 LTE B66	ANT0 LTE B71	ANT1 LTE B71	MAX. SAR 10g
Head	Left Cheek	0.092	0.992	0.248	0.239	0.000	0.761	0.232	0.219	0.050	0.737	0.363	0.229	0.054	0.493	0.158	0.173	0.347	0.153	0.288	0.277	0.021	0.532	0.163	0.066	0.484
	Left Tilt	0.085	0.283	0.324	0.176	0.000	0.216	0.443	0.148	0.000	0.214	0.484	0.156	0.000	0.139	0.211	0.118	0.239	0.193	0.337	0.265	0.029	0.243	0.083	0.052	0.685
	Right Cheek	0.100	0.243	0.535	0.144	0.021	0.126	0.582	0.121	0.000	0.126	0.636	0.127	0.000	0.082	0.337	0.096	0.154	0.685	0.598	0.206	0.123	0.170	0.076	0.043	0.988
	Right Tilt	0.093	0.214	0.914	0.090	0.000	0.089	0.688	0.070	0.000	0.088	0.780	0.079	0.000	0.057	0.575	0.060	0.168	0.988	0.688	0.193	0.070	0.146	0.067	0.035	1.123
Body	Front 0mm	0.895	0.757	0.637	0.721	0.520	0.678	0.701	0.716	0.466	0.640	0.789	0.704	0.556	0.621	0.625	0.898	1.132	0.504	0.696	0.929	0.588	0.736	0.291	0.425	0.892
	Rear 0mm	0.892	0.184	0.142	0.302	0.460	0.124	0.191	0.299	0.488	0.097	0.181	0.326	0.504	0.119	0.142	0.269	0.133	0.101	0.195	0.372	0.585	0.172	0.108	0.173	0.000
	Left 0mm	/	/	/	/	/	/	/	/	/	/	/	/	/	/	/	/	/	/	/	/	/	/	/	/	0.781
	Right 0mm	/	0.781	/	0.968	/	0.555	/	1.100	/	0.478	/	1.115	/	1.007	/	0.900	0.893	0.059	/	1.006	/	0.709	0.692	0.407	0.921
	Bottom 0mm	0.756	/	/	/	0.515	/	/	/	0.587	/	/	/	0.562	0.068	/	/	/	/	0.536	/	/	/	/	0.931	0.921
	Top 0mm	/	0.082	0.902	/	/	0.053	0.783	/	/	0.030	0.798	/	/	/	0.921	/	/	0.532	0.619	/	0.091	/	/	/	0.618
	Front 8mm	0.618	/	/	/	0.401	/	/	/	0.418	/	/	/	0.380	/	/	/	/	/	/	/	/	0.566	/	/	0.251
	Front 9mm	/	/	/	/	/	/	/	/	/	/	/	/	/	/	/	/	/	/	/	/	/	/	/	0.251	0.653
	Rear 11mm	0.655	/	/	/	0.547	/	/	/	0.349	/	/	/	0.325	/	/	/	/	/	0.498	/	/	/	/	/	0.168
	Rear 12mm	/	/	/	/	/	/	/	/	/	/	/	/	/	/	/	/	/	/	/	/	/	/	/	0.168	0.258
	Right 11mm	/	/	/	/	/	/	/	/	/	/	/	/	/	/	/	/	/	/	/	/	/	/	/	0.208	1.000
	Bottom 11mm	1.000	/	/	/	0.701	/	/	/	0.626	/	/	/	0.668	/	/	/	/	/	0.968	/	/	/	/	0.144	1.000

Test Position	SAR 1g/10g(W/kg)	1 WWAN	2 WIFI2.4 ANT5 (WIFI2.4G+5/6G)	3 WIFI2.4 ANT5 (WWAN+WIFI2.4G)	4 WIFI2.4 ANT5 (WWAN+WIFI2.4G+5/6G)	5 WIFI2.4 ANT6 (WIFI2.4G+5/6G)	6 WIFI2.4 ANT6 (WWAN+WIFI2.4G)	7 WIFI2.4 ANT6 (WWAN+WIFI2.4G+5/6G)	8 WIFI5G ANT7 (WIFI5G+2.4G/WIFI5G+BT)	9 WIFI5G ANT7 (WIFI5G+BT+WWAN)	10 WIFI5G ANT7 (WIFI2.4G+5G+WWAN)	11 WIFI5G ANT10 (WIFI5G+2.4G/WIFI5G+BT)	12 WIFI5G ANT10 (WIFI5G+BT+WWAN)	13 WIFI5G ANT10 (WIFI2.4G+5G+WWAN)	14 WIFI6G ANT7 (WIFI6E+2.4G)	15 WIFI6G ANT10 (WIFI6E+2.4G)	16 BT ANT5 (BT+WIFI5G/6G)	17 BT ANT5 (BT+WWAN)	18 BT ANT5 (WIFI5G/6G+WWAN+BT)	19 BT ANT6 (BT+WIFI5G/6G)	20 BT ANT6 (BT+WWAN)	21 BT ANT6 (WIFI5G/6G+WWAN+BT)	22 WIFI6G ANT7 (WIFI6G+WWAN+BT/WIFI6E+2.4G)	23 WIFI6G ANT10 (WIFI6G+WWAN+BT/WIFI6E+2.4G+WWAN)	MAX. SAR 10g
Head	Left Cheek	0.997	0.110	0.110	0.110	0.209	0.209	0.209	0.119	0.213	0.118	0.028	0.016	0.016	0.000	0.000	0.000	0.000	0.000	0.000	0.000	0.000	0.000	0.000	0.997
	Left Tilt	0.484	0.086	0.086	0.086	0.053	0.053	0.053	0.173	0.014	0.000	0.025	0.013	0.013	0.000	0.000	0.000	0.000	0.000	0.000	0.000	0.000	0.000	0.000	0.484
	Right Cheek	0.685	0.347	0.347	0.347	0.024	0.024	0.024	0.255	0.467	0.258	0.116	0.066	0.066	0.000	0.000	0.000	0.000	0.000	0.000	0.122	0.122	0.122	0.122	0.685
	Right Tilt	0.988	0.387	0.387	0.387	0.020	0.020	0.020	0.714	0.259	0.143	0.027	0.044	0.044	0.000	0.000	0.000	0.000	0.000	0.000	0.107	0.107	0.107	0.107	0.988
Body	Front 0mm	1.132	0.312	0.154	0.108	0.308	0.134	0.096	0.175	0.175	0.122	0.000	0.000	0.000	0.000	0.000	0.305	0.305	0.208	0.699	0.344	0.157	0.000	0.000	1.132
	Rear 0mm	0.892	0.145	0.072	0.051	0.138	0.060	0.043	0.074	0.074	0.052	0.000	0.000	0.000	0.000	0.000	0.070	0.070	0.048	0.148	0.074	0.034	0.000	0.000	0.892
	Left 0mm	0.000	/	/	/	/	/	/	/	/	/	/	/	/	/	/	/	/	/	/	/	/	/	/	0.000
	Right 0mm	1.115	0.135	0.066	0.047	0.303	0.132	0.094	0.000	0.000	0.000	0.000	0.000	0.000	0.000	0.000	0.279	0.279	0.190	0.248	0.123	0.056	0.000	0.000	1.115
	Bottom 0mm	0.911	/	/	/	/	/	/	/	/	/	/	/	/	/	/	/	/	/	/	/	/	/	/	0.911
	Top 0mm	0.921	0.868	0.230	0.163	0.006	0.000	0.000	0.252	0.252	0.177	0.046	0.046	0.046	0.000	0.103	0.000	0.000	0.000	0.652	0.322	0.147	0.000	0.000	0.921
	Front 8mm	0.818	0.312	0.154	0.108	0.308	0.134	0.096	0.175	0.175	0.122	0.000	0.000	0.000	0.000	0.000	0.305	0.305	0.208	0.699	0.344	0.157	0.000	0.000	0.818
	Front 9mm	0.251	0.312	0.154	0.108	0.308	0.134	0.096	0.175	0.175	0.122	0.000	0.000	0.000	0.000	0.000	0.305	0.305	0.208	0.699	0.344	0.157	0.000	0.000	0.251
	Rear 11mm	0.653	0.145	0.072	0.051	0.138	0.060	0.043	0.074	0.074	0.052	0.000	0.000	0.000	0.000	0.000	0.070	0.070	0.048	0.148	0.074	0.034	0.000	0.000	0.653
	Rear 12mm	0.168	0.145	0.072	0.051	0.138	0.060	0.043	0.074	0.074	0.052	0.000	0.000	0.000	0.000	0.000	0.070	0.070	0.048	0.148	0.074	0.034	0.000	0.000	0.168
	Right 11mm	0.258	0.135	0.066	0.047	0.303	0.132	0.094	0.000	0.000	0.000	0.000	0.000	0.000	0.000	0.000	0.279	0.279	0.190	0.248	0.123	0.056	0.000	0.000	0.258
	Bottom 11mm	1.000	/	/	/	/	/	/	/	/	/	/	/	/	/	/	/	/	/	/	/	/	/	/	1.000

Test Position	SAR 1g/10g(W/kg)	simultaneous transmission									
		2+5+8+11	1+3+6	2+5+14+15	1+9+12+18	1+9+12+21	1+22+23+18	1+22+23+21	1+4+7+10+13	1+4+7+22+23	8+11+16	8+11+19	1+17	1+20
Head	Left Cheek	0.466	1.316	0.319	1.226	1.226	0.997	0.997	1.450	1.316	0.147	0.147	0.997	0.997
	Left Tilt	0.335	0.623	0.139	0.511	0.511	0.484	0.484	0.636	0.623	0.196	0.196	0.484	0.484
	Right Cheek	0.742	1.056	0.371	1.218	1.340	0.685	0.807	1.380	1.056	0.371	0.493	0.685	0.807
	Right Tilt	1.198	1.395	0.407	1.291	1.398	0.988	1.095	1.582	1.395	0.791	0.898	0.988	1.095
Body	Front 0mm	0.795	1.420	0.620	1.515	1.464	1.340	1.289	1.458	1.336	0.480	0.874	1.437	1.476
	Rear 0mm	0.357	1.024	0.283	1.014	1.000	0.940	0.926	1.038	0.986	0.144	0.222	0.962	0.966
	Left 0mm	0.000	0.000	0.000	0.000	0.000	0.000	0.000	0.000	0.000	0.000	0.000	0.000	0.000
	Right 0mm	0.438	1.313	0.438	1.305	1.171	1.305	1.171	1.256	1.256	0.279	0.248	1.394	1.238
	Bottom 0mm	0.000	0.931	0.000	0.931	0.931	0.931	0.931	0.931	0.931	0.000	0.000	0.931	0.931
	Top 0mm	0.772	1.151	0.577	1.219	1.366	0.921	1.068	1.307	1.084	0.298	0.950	0.921	1.243
	Front 8mm	0.795	0.906	0.620	1.001	0.950	0.826	0.775	0.944	0.822	0.480	0.874	0.923	0.962
	Front 9mm	0.795	0.539	0.620	0.634	0.583	0.459	0.408	0.577	0.455	0.480	0.874	0.556	0.595
	Rear 11mm	0.357	0.787	0.283	0.777	0.763	0.703	0.689	0.801	0.749	0.144	0.222	0.725	0.729
	Rear 12mm	0.357	0.300	0.283	0.290	0.276	0.216	0.202	0.314	0.262	0.144	0.222	0.238	0.242
	Right 11mm	0.438	0.456	0.438	0.448	0

Test Position / SAR 1g/10g(W/kg)		1 WWAN	2 WIFI2.4 A6ET (WIFI2.4G-C-NO)	3 WIFI2.4 A6ET (WWAN+WIFI2.4G)	4 WIFI2.4 A6ET (WWAN+WIFI2.4G-C-NO)	5 WIFI2.4 A6DH (WIFI2.4G-C-NO)	6 WIFI2.4 A6DH (WWAN+WIFI2.4G)	7 WIFI2.4 A6DH (WWAN+WIFI2.4G-C-NO)	8 WIFI5G A6ET (WIFI5G-C-NO-NO)	9 WIFI5G A6ET (WIFI5G-NO-WWAN)	10 WIFI5G A6ET (WIFI5G-NO-Gr-WWAN)	11 WIFI5G A6ET (WIFI5G-C-NO)	12 WIFI5G A6ET (WIFI5G-NO-WWAN)	13 WIFI5G A6ET (WIFI5G-C-NO-WWAN)	14 WIFI6G A6ET (WIFI6G-C-NO)	15 WIFI6G A6ET (WIFI6G-C-NO)	16 BT A6ET (NO-WIFI5G-NO)	17 BT A6ET (NO-WWAN)	18 BT A6ET (WIFI5G-NO-WWAN-NO)	19 BT A6DH (NO-WIFI5G-NO)	20 BT A6DH (NO-WWAN)	21 BT A6DH (WIFI5G-NO-WWAN-NO)	22 WIFI6G A6ET (WIFI6G-NO-WWAN)	23 WIFI6G A6DH (WIFI6G-NO-WWAN)
Head	Left Cheek	0.115	0.145	0.116	0.116	0.000	0.000	0.000	0.115	0.115	0.115	0.000	0.000	0.000	0.000	0.000	0.000	0.000	0.000	0.000	0.000	0.000	0.000
	Left Tilt	0.067	0.086	0.068	0.068	0.000	0.000	0.000	0.066	0.066	0.066	0.000	0.000	0.000	0.000	0.000	0.000	0.000	0.000	0.000	0.000	0.000	0.000
	Right Cheek	0.081	0.147	0.047	0.047	0.024	0.024	0.024	0.000	0.082	0.048	0.000	0.000	0.000	0.000	0.000	0.000	0.000	0.000	0.000	0.000	0.000	0.000
	Right Tilt	0.017	0.047	0.000	0.000	0.000	0.000	0.000	0.014	0.000	0.000	0.000	0.000	0.000	0.000	0.000	0.000	0.000	0.000	0.000	0.000	0.000	0.000
Body	Front 0mm	0.148	0.314	0.114	0.114	0.000	0.114	0.000	0.113	0.113	0.113	0.000	0.000	0.000	0.000	0.000	0.000	0.000	0.000	0.000	0.000	0.000	0.000
	Rear 0mm	0.000	0.147	0.000	0.000	0.000	0.000	0.000	0.000	0.000	0.000	0.000	0.000	0.000	0.000	0.000	0.000	0.000	0.000	0.000	0.000	0.000	0.000
	Left 0mm	0.000	-	-	-	-	-	-	-	-	-	-	-	-	-	-	-	-	-	-	-	-	-
	Right 0mm	0.148	0.145	0.066	0.047	0.000	0.000	0.000	0.000	0.000	0.000	0.000	0.000	0.000	0.000	0.000	0.000	0.000	0.000	0.000	0.000	0.000	0.000
	Bottom 0mm	0.000	-	-	-	-	-	-	-	-	-	-	-	-	-	-	-	-	-	-	-	-	-
	Top 0mm	0.143	0.409	0.000	0.000	0.000	0.000	0.000	0.000	0.000	0.000	0.000	0.000	0.000	0.000	0.000	0.000	0.000	0.000	0.000	0.000	0.000	0.000
	Front 8mm	0.024	0.314	0.114	0.114	0.000	0.114	0.000	0.113	0.113	0.113	0.000	0.000	0.000	0.000	0.000	0.000	0.000	0.000	0.000	0.000	0.000	0.000
	Front 5mm	0.047	0.314	0.114	0.114	0.000	0.114	0.000	0.113	0.113	0.113	0.000	0.000	0.000	0.000	0.000	0.000	0.000	0.000	0.000	0.000	0.000	0.000
	Rear 5mm	0.000	0.147	0.000	0.000	0.000	0.000	0.000	0.000	0.000	0.000	0.000	0.000	0.000	0.000	0.000	0.000	0.000	0.000	0.000	0.000	0.000	0.000
	Rear 10mm	0.000	0.145	0.000	0.000	0.000	0.000	0.000	0.000	0.000	0.000	0.000	0.000	0.000	0.000	0.000	0.000	0.000	0.000	0.000	0.000	0.000	0.000
	Bottom 10mm	0.147	-	-	-	-	-	-	-	-	-	-	-	-	-	-	-	-	-	-	-	-	-

Test Position / SAR 1g/10g(W/kg)		simultaneous transmission												
		2+5+8+11	1+3+6	2+5+14+15	1+9+12+18	1+9+12+21	1+22+23+18	1+22+23+21	1+4+7+10+13	1+4+7+22+23	8+11+16	8+11+19	1+17	1+20
Head	Left Cheek	0.466	1.434	0.319	1.344	1.344	1.115	1.115	1.568	1.434	0.147	0.147	1.115	1.115
	Left Tilt	0.335	0.606	0.139	0.494	0.494	0.467	0.467	0.619	0.606	0.196	0.196	0.467	0.467
	Right Cheek	0.742	1.052	0.371	1.214	1.336	0.681	0.803	1.376	1.052	0.371	0.493	0.681	0.803
	Right Tilt	1.198	1.324	0.407	1.220	1.327	0.917	1.024	1.511	1.324	0.791	0.898	0.917	1.024
Body	Front 0mm	0.795	1.486	0.620	1.581	1.530	1.406	1.355	1.524	1.402	0.480	0.874	1.503	1.542
	Rear 0mm	0.357	1.248	0.283	1.238	1.224	1.164	1.150	1.262	1.210	0.144	0.222	1.186	1.190
	Left 0mm	0.000	0.000	0.000	0.000	0.000	0.000	0.000	0.000	0.000	0.000	0.000	0.000	0.000
	Right 0mm	0.438	1.396	0.438	1.388	1.254	1.388	1.254	1.339	1.339	0.279	0.248	1.472	1.321
	Bottom 0mm	0.000	1.042	0.000	1.042	1.042	1.042	1.042	1.042	1.042	0.000	0.000	1.042	1.042
	Top 0mm	0.772	1.373	0.577	1.441	1.588	1.143	1.290	1.529	1.386	0.298	0.950	1.143	1.465
	Front 8mm	0.795	1.357	0.620	1.452	1.401	1.277	1.226	1.395	1.273	0.480	0.874	1.374	1.413
	Front 5mm	0.795	0.880	0.620	0.975	0.924	0.800	0.749	0.918	0.796	0.480	0.874	0.897	0.936
	Rear 11mm	0.357	1.073	0.283	1.063	1.049	0.989	0.975	1.087	1.035	0.144	0.222	1.011	1.015
	Rear 12mm	0.357	0.391	0.283	0.381	0.367	0.307	0.293	0.405	0.353	0.144	0.222	0.329	0.333
	Right 11mm	0.438	0.530	0.438	0.522	0.388	0.522	0.388	0.473	0.473	0.279	0.248	0.611	0.455
	Bottom 11mm	0.000	1.137	0.000	1.137	1.137	1.137	1.137	1.137	1.137	0.000	0.000	1.137	1.137

Note: The result of NFC is lower than 0.01

Conclusion:

According to the above tables, the sum of reported SAR values is<1.6W/kg. So the simultaneous transmission SAR with volume scans is not required.

©Copyright. All rights reserved by CTTL.

15 SAR Test Result

Note:

KDB 447498 D01 General RF Exposure Guidance:

For WWAN: Reported SAR(W/kg)= Measured SAR(W/kg)*Tune-up Scaling Factor

For BT/WLAN: Reported SAR(W/kg)= Measured SAR(W/kg)* Duty Cycle scaling factor * Tune-up scaling factor

Testing of other required channels within the operating mode of a frequency band is not required when the reported 1-g or 10-g SAR for the mid-band or highest output power channel is:

⩽ 0.8 W/kg or 2.0 W/kg, for 1-g or 10-g respectively, when the transmission band is ⩽ 100 MHz

⩽ 0.6 W/kg or 1.5 W/kg, for 1-g or 10-g respectively, when the transmission band is between 100 MHz and 200 MHz

⩽ 0.4 W/kg or 1.0 W/kg, for 1-g or 10-g respectively, when the transmission band is ⩾ 200 MHz

KDB 648474 D04 Handset SAR:

With headset attached, when the reported SAR for body-worn accessory, measured without a headset connected to the handset, is > 1.2 W/kg, the highest reported SAR configuration for that wireless mode and frequency band should be repeated for that body-worn accessory with a headset attached to the handset.

KDB 941225 D01 SAR test for 3G devices:

When the maximum output power and tune-up tolerance specified for production units in a secondary mode is ⩽ ¼ dB higher than the primary mode or when the highest reported SAR of the primary mode is scaled by the ratio of specified maximum output power and tune-up tolerance of secondary to primary mode and the adjusted SAR is ⩽ 1.2 W/kg, SAR measurement is not required for the secondary mode.

KDB 941225 D05 SAR for LTE Devices:

SAR test reduction is applied using the following criteria:

Start with the largest channel bandwidth and measure SAR for QPSK with 1 RB, and 50% RB allocation, using the RB offset and required test channel combination with the highest maximum output power among RB offsets at the upper edge, middle and lower edge of each required test channel.

When the reported SAR is > 0.8 W/kg, testing for other Channels is performed at the highest output power level for 1RB, and 50% RB configuration for that channel.

Testing for 100% RB configuration is performed at the highest output power level for 100% RB configuration across the Low,Mid and High Channel when the highest reported SAR for 1 RB and 50% RB are > 0.8 W/kg. Testing for the remaining required channels is not needed because the reported SAR for 100% RB Allocation < 1.45 W/kg.

Testing for 16-QAM modulation is not required because the reported SAR for QPSK is < 1.45 W/Kg and its output power is not more than 0.5 dB higher than that of QPSK.

Testing for the other channel bandwidths is not required because the reported SAR for the highest channel bandwidth is <1.45 W/Kg and its output power is not more than 0.5 dB higher than that of the highest channel bandwidth.

For LTE bands that do not support at least three non-overlapping channels in certain channel bandwidths, test the available non-overlapping channels instead. When a device supports overlapping channel assignment in a channel bandwidth configuration, the middle channel of the

©Copyright. All rights reserved by CTTL.

group of overlapping channels should be selected for testing; therefore, the requirement for H, M and L channels may not fully apply.

KDB 248227 D01 SAR meas for 802.11:

SAR test reduction for 802.11 Wi-Fi transmission mode configurations are considered separately for DSSS and OFDM. An initial test position is determined to reduce the number of tests required for certain exposure configurations with multiple test positions.An initial test configuration is determined for each frequency band and aggregated band according to maximum output power, channel bandwidth, wireless mode configurations and other operating parameters to streamline the measurement requirements. For 2.4 GHz DSSS, either the initial test position or DSSS procedure is applied to reduce the number of SAR tests; these are mutually exclusive. For OFDM, an initial test position is only applicable to next to the ear, UMPC mini-tablet and hotspot mode configurations, which is tested using the initial test configuration to facilitate test reduction. For other exposure conditions with a fixed test position, SAR test reduction is determined using only the initial test configuration.

To determine the initial test position, Area Scans were performed to determine the position with the Maximum Value of SAR (measured). The position that produced the highest Maximum Value of SAR is considered the worst case position; thus used as the initial test position.

The multiple test positions require SAR measurements in head, hotspot mode or UMPC mini-tablet configurations may be reduced according to the highest reported SAR determined using the initial test position(s) by applying the DSSS or OFDM SAR measurement procedures in the required wireless mode test configuration(s). The initial test position(s) is measured using the highest measured maximum output power channel in the required wireless mode test configuration(s).

When the reported SAR for the initial test position is:

⩽ 0.4 W/kg, further SAR measurement is not required for the other test positions in that exposure configuration and wireless mode combination within the frequency band or aggregated band. DSSS and OFDM configurations are considered separately according to the required SAR procedures.

> 0.4 W/kg, SAR is repeated using the same wireless mode test configuration tested in the initial test position to measure the subsequent next closet/smallest test separation distance and maximum coupling test position, on the highest maximum output power channel, until the reported SAR is ⩽ 0.8 W/kg or all required test positions are tested.

- For subsequent test positions with equivalent test separation distance or when exposure is dominated by coupling conditions, the position for maximum coupling condition should be tested.
- When it is unclear, all equivalent conditions must be tested.

For all positions/configurations tested using the initial test position and subsequent test positions, when the reported SAR is > 0.8 W/kg, measure the SAR for these positions/configurations on the subsequent next highest measured output power channel(s) until the reported SAR is ⩽ 1.2 W/kg or all required test channels are considered.

- The additional power measurements required for this step should be limited to those necessary for identifying subsequent highest output power channels to apply the test reduction.

When the specified maximum output power is the same for both UNII 1 and UNII 2A, begin SAR measurements in UNII 2A with the channel with the highest measured output power. If the reported SAR for UNII 2A is ⩽ 1.2 W/kg, SAR is not required for UNII 1; otherwise treat the remaining bands separately and test them independently for SAR.

©Copyright. All rights reserved by CTTL.

When the specified maximum output power is different between UNII 1 and UNII 2A, begin SAR with the band that has the higher specified maximum output. If the highest reported SAR for the band with the highest specified power is ≤ 1.2 W/kg, testing for the band with the lower specified output power is not required; otherwise test the remaining bands independently for SAR.

Table 15.1: Duty Cycle

Mode	**Duty Cycle**
Speech for GSM	1:8.3
GPRS&EGPRS 1 Slot	1:8.3
GPRS&EGPRS 2 Slot	1:4
GPRS&EGPRS 3 Slot	1:2.67
GPRS&EGPRS 4 Slot	1:2
WCDMA&LTE FDD	1:1
TDD PC3	1:1.58
TDD PC2	1:2.31

©Copyright. All rights reserved by CTTL.

15.1 SAR results for 2G/3G/4G - Folder Closed

ANT	RF Exposure Conditions	Phantom position L/R/F	Frequency Band	Channel Number	Frequency (MHz)	Mode/RB	Test setup	Distance	Figure No./Note	EUT Measured Power (dBm)	Tune up (dBm)	Measured SAR 1g (W/kg)	Calculated SAR 1g (W/kg)	Measured SAR 10g (W/kg)	Calculated SAR 10g (W/kg)	Power Drift
1	Head	L	GSM850	190	836.6	Voice	Cheek Left	0mm	\	32.67	33.20	0.113	**0.128**	0.079	**0.089**	-0.15
1	Head	L	GSM850	190	836.6	Voice	Tilt Left	0mm	\	32.67	33.20	0.069	**0.078**	0.053	**0.060**	0.13
1	Head	R	GSM850	251	848.8	Voice	Cheek Right	0mm	FIG A.1	32.56	33.20	0.147	**0.170**	0.107	**0.124**	0.15
1	Head	R	GSM850	190	836.6	Voice	Cheek Right	0mm	\	32.67	33.20	0.141	**0.159**	0.103	**0.116**	0.14
1	Head	R	GSM850	128	824.2	Voice	Cheek Right	0mm	\	32.73	33.20	0.112	**0.125**	0.083	**0.092**	-0.03
1	Head	R	GSM850	190	836.6	Voice	Tilt Right	0mm	\	32.67	33.20	0.091	**0.103**	0.067	**0.076**	0.02
1	Body	F	GSM850	190	836.6	GPRS(4TX)	Front	10mm	\	26.91	27.20	0.130	**0.139**	0.082	**0.088**	0.09
1	Body	F	GSM850	251	848.8	GPRS(4TX)	Rear	10mm	\	26.83	27.20	0.168	**0.183**	0.108	**0.118**	0.02
1	Body	F	GSM850	190	836.6	GPRS(4TX)	Rear	10mm	FIG A.2	26.91	27.20	0.176	**0.188**	0.112	**0.120**	-0.02
1	Body	F	GSM850	128	824.2	GPRS(4TX)	Rear	10mm	\	26.90	27.20	0.151	**0.162**	0.098	**0.105**	0.18
1	Body	F	GSM850	190	836.6	GPRS(4TX)	Right	10mm	\	26.91	27.20	0.150	**0.160**	0.100	**0.107**	0.01
1	Body	F	GSM850	190	836.6	GPRS(4TX)	Bottom	10mm	\	26.91	27.20	0.101	**0.108**	0.060	**0.064**	0.03
1	Body	F	GSM850	190	836.6	EGPRS(4TX)	Rear	10mm	\	26.82	27.20	0.164	**0.179**	0.106	**0.116**	0.15
2	Head	L	GSM1900	661	1880	Voice	Cheek Left	0mm	\	31.25	31.50	0.284	**0.301**	0.169	**0.179**	0.15
2	Head	L	GSM1900	661	1880	Voice	Tilt Left	0mm	\	31.25	31.50	0.453	**0.480**	0.257	**0.272**	0.17
2	Head	R	GSM1900	661	1880	Voice	Cheek Right	0mm	\	31.25	31.50	0.325	**0.344**	0.186	**0.197**	-0.02
2	Head	R	GSM1900	810	1909.8	Voice	Tilt Right	0mm	\	31.23	31.50	0.503	**0.535**	0.283	**0.301**	-0.14
2	Head	R	GSM1900	661	1880	Voice	Tilt Right	0mm	FIG A.3	31.25	31.50	0.519	**0.550**	0.273	**0.289**	0.17
2	Head	R	GSM1900	512	1850.2	Voice	Tilt Right	0mm	\	31.18	31.50	0.458	**0.493**	0.260	**0.280**	0.15
2	Body	F	GSM1900	661	1880	GPRS(4TX)	Front	11mm	\	25.22	25.50	0.085	**0.091**	0.049	**0.052**	0.04
2	Body	F	GSM1900	661	1880	GPRS(4TX)	Rear	10mm	\	25.22	25.50	0.124	**0.132**	0.071	**0.076**	-0.05
2	Body	F	GSM1900	661	1880	GPRS(4TX)	Left	10mm	\	25.22	25.50	0.055	**0.059**	0.031	**0.033**	-0.14
2	Body	F	GSM1900	810	1909.8	GPRS(4TX)	Top	11mm	\	25.02	25.50	0.493	**0.551**	0.251	**0.280**	-0.10
2	Body	F	GSM1900	661	1880	GPRS(4TX)	Top	11mm	FIG A.4	25.22	25.50	0.531	**0.566**	0.269	**0.287**	0.03
2	Body	F	GSM1900	512	1850.2	GPRS(4TX)	Top	11mm	\	25.38	25.50	0.429	**0.441**	0.225	**0.231**	-0.17
2	Body	F	GSM1900	661	1880	GPRS(3TX)	Front	10mm	\	25.11	25.70	0.085	**0.097**	0.048	**0.055**	-0.06
2	Body	F	GSM1900	661	1880	GPRS(3TX)	Top	10mm	\	25.11	25.70	0.488	**0.559**	0.241	**0.276**	0.05
2	Body	F	GSM1900	661	1880	EGPRS(4TX)	Top	11mm	\	25.07	25.50	0.507	**0.560**	0.254	**0.280**	0.16
3	Head	L	GSM1900	661	1880	Voice	Cheek Left	0mm	\	30.78	31.00	0.286	**0.301**	0.154	**0.162**	-0.15
3	Head	L	GSM1900	661	1880	Voice	Tilt Left	0mm	\	30.78	31.00	0.465	**0.489**	0.241	**0.254**	-0.15
3	Head	L	GSM1900	661	1880	Voice	Cheek Right	0mm	\	30.78	31.00	0.342	**0.360**	0.178	**0.187**	0.17
3	Head	R	GSM1900	810	1909.8	Voice	Tilt Right	0mm	FIG A.5	30.36	31.00	0.529	**0.613**	0.274	**0.318**	0.05
3	Head	R	GSM1900	661	1880	Voice	Tilt Right	0mm	\	30.78	31.00	0.505	**0.531**	0.262	**0.276**	-0.10
3	Head	R	GSM1900	512	1850.2	Voice	Tilt Right	0mm	\	30.88	31.00	0.495	**0.509**	0.253	**0.260**	0.15
3	Body	F	GSM1900	661	1880	GPRS(4TX)	Front	10mm	\	24.94	25.00	0.050	**0.051**	0.030	**0.030**	0.12
3	Body	F	GSM1900	661	1880	GPRS(4TX)	Rear	10mm	\	24.94	25.00	0.105	**0.106**	0.061	**0.062**	0.05
3	Body	F	GSM1900	810	1909.8	GPRS(4TX)	Right	10mm	FIG A.6	24.72	25.00	0.300	**0.320**	0.150	**0.160**	0.09
3	Body	F	GSM1900	661	1880	GPRS(4TX)	Right	10mm	\	24.94	25.00	0.223	**0.226**	0.111	**0.113**	-0.14
3	Body	F	GSM1900	512	1850.2	GPRS(4TX)	Right	10mm	\	24.92	25.00	0.198	**0.202**	0.097	**0.099**	-0.15
3	Body	F	GSM1900	810	1909.8	EGPRS(4TX)	Right	10mm	\	24.75	25.00	0.284	**0.301**	0.143	**0.151**	0.02
2	Head	L	WCDMA 1900	9400	1880	RMC	Cheek Left	0mm	\	22.65	22.80	0.533	**0.552**	0.284	**0.294**	-0.19
2	Head	L	WCDMA 1900	9400	1880	RMC	Tilt Left	0mm	\	22.65	22.80	0.650	**0.673**	0.341	**0.353**	0.11
2	Head	R	WCDMA 1900	9400	1880	RMC	Cheek Right	0mm	\	22.65	22.80	0.655	**0.678**	0.332	**0.344**	0.05
2	Head	R	WCDMA 1900	9538	1907.6	RMC	Tilt Right	0mm	FIG A.7	22.49	22.80	0.931	**1.000**	0.478	**0.513**	-0.17
2	Head	R	WCDMA 1900	9400	1880	RMC	Tilt Right	0mm	\	22.65	22.80	0.878	**0.909**	0.452	**0.468**	0.07
2	Head	R	WCDMA 1900	9262	1852.4	RMC	Tilt Right	0mm	\	22.68	22.80	0.912	**0.938**	0.469	**0.482**	-0.06
2	Body	F	WCDMA 1900	9400	1880	RMC	Front	11mm	\	23.09	23.30	0.182	**0.191**	0.106	**0.111**	0.13
2	Body	F	WCDMA 1900	9400	1880	RMC	Rear	10mm	\	23.09	23.30	0.258	**0.271**	0.150	**0.157**	0.16
2	Body	F	WCDMA 1900	9400	1880	RMC	Left	10mm	\	23.09	23.30	0.113	**0.119**	0.065	**0.068**	-0.02
2	Body	F	WCDMA 1900	9538	1907.6	RMC	Top	11mm	\	23.00	23.30	0.928	**0.994**	0.477	**0.511**	-0.05
2	Body	F	WCDMA 1900	9400	1880	RMC	Top	11mm	FIG A.8	23.09	23.30	0.954	**1.001**	0.485	**0.509**	0.17
2	Body	F	WCDMA 1900	9262	1852.4	RMC	Top	11mm	\	23.23	23.30	0.947	**0.962**	0.481	**0.489**	-0.01
2	Body	F	WCDMA 1900	9400	1880	RMC	Front	10mm	\	21.98	22.30	0.162	**0.174**	0.094	**0.101**	-0.16
2	Body	F	WCDMA 1900	9538	1907.6	RMC	Top	10mm	\	22.15	22.30	0.838	**0.867**	0.427	**0.442**	0.02
2	Body	F	WCDMA 1900	9400	1880	RMC	Top	10mm	\	21.98	22.30	0.847	**0.912**	0.431	**0.464**	0.01
2	Body	F	WCDMA 1900	9262	1852.4	RMC	Top	10mm	\	22.12	22.30	0.824	**0.859**	0.412	**0.429**	0.01
3	Head	L	WCDMA 1900	9400	1880	RMC	Cheek Left	0mm	\	24.08	24.80	0.222	**0.262**	0.141	**0.166**	-0.09
3	Head	L	WCDMA 1900	9400	1880	RMC	Tilt Left	0mm	\	24.08	24.80	0.152	**0.179**	0.088	**0.104**	0.16
3	Head	L	WCDMA 1900	9538	1907.6	RMC	Cheek Right	0mm	FIG A.9	23.97	24.80	0.468	**0.567**	0.240	**0.291**	-0.19
3	Head	L	WCDMA 1900	9400	1880	RMC	Cheek Right	0mm	\	24.08	24.80	0.406	**0.479**	0.213	**0.251**	-0.17
3	Head	L	WCDMA 1900	9262	1852.4	RMC	Cheek Right	0mm	\	24.14	24.80	0.310	**0.361**	0.167	**0.194**	-0.10
3	Head	R	WCDMA 1900	9400	1880	RMC	Tilt Right	0mm	\	24.08	24.80	0.135	**0.159**	0.081	**0.096**	0.15
3	Body	F	WCDMA 1900	9400	1880	RMC	Front	10mm	\	24.08	24.80	0.152	**0.179**	0.083	**0.098**	0.17
3	Body	F	WCDMA 1900	9400	1880	RMC	Rear	10mm	\	24.08	24.80	0.329	**0.388**	0.175	**0.207**	-0.07
3	Body	F	WCDMA 1900	9538	1907.6	RMC	Right	10mm	\	23.97	24.80	0.701	**0.849**	0.340	**0.412**	-0.02
3	Body	F	WCDMA 1900	9400	1880	RMC	Right	10mm	\	24.08	24.80	0.546	**0.644**	0.260	**0.307**	-0.03
3	Body	F	WCDMA 1900	9262	1852.4	RMC	Right	10mm	FIG A.10	24.14	24.80	0.705	**0.821**	0.341	**0.397**	0.09
2	Head	L	WCDMA 1700	1412	1732.4	RMC	Cheek Left	0mm	\	23.57	23.80	0.691	**0.729**	0.366	**0.386**	0.09
2	Head	L	WCDMA 1700	1513	1752.6	RMC	Tilt Left	0mm	\	23.48	23.80	0.799	**0.860**	0.430	**0.463**	-0.08
2	Head	L	WCDMA 1700	1412	1732.4	RMC	Tilt Left	0mm	\	23.57	23.80	0.831	**0.876**	0.449	**0.473**	-0.14
2	Head	L	WCDMA 1700	1312	1712.4	RMC	Tilt Left	0mm	\	23.54	23.80	0.815	**0.865**	0.436	**0.463**	-0.02
2	Head	R	WCDMA 1700	1412	1732.4	RMC	Cheek Right	0mm	\	23.57	23.80	0.717	**0.756**	0.395	**0.416**	-0.06
2	Head	L	WCDMA 1700	1513	1752.6	RMC	Tilt Right	0mm	\	23.48	23.80	1.000	**1.076**	0.534	**0.575**	-0.11
2	Head	L	WCDMA 1700	1412	1732.4	RMC	Tilt Right	0mm	FIG A.11	23.57	23.80	1.040	**1.097**	0.558	**0.588**	-0.14
2	Head	L	WCDMA 1700	1312	1712.4	RMC	Tilt Right	0mm	\	23.54	23.80	1.020	**1.083**	0.542	**0.575**	-0.11
2	Body	F	WCDMA 1700	1412	1732.4	RMC	Front	11mm	\	24.00	24.30	0.265	**0.284**	0.156	**0.167**	0.13
2	Body	F	WCDMA 1700	1412	1732.4	RMC	Rear	10mm	\	24.00	24.30	0.265	**0.284**	0.155	**0.166**	-0.01
2	Body	F	WCDMA 1700	1412	1732.4	RMC	Left	10mm	\	24.00	24.30	0.121	**0.130**	0.068	**0.073**	0.15
2	Body	F	WCDMA 1700	1513	1752.6	RMC	Top	11mm	\	24.02	24.30	0.867	**0.925**	0.445	**0.475**	-0.18
2	Body	F	WCDMA 1700	1412	1732.4	RMC	Top	11mm	\	24.00	24.30	0.905	**0.970**	0.475	**0.509**	-0.02
2	Body	F	WCDMA 1700	1312	1712.4	RMC	Top	11mm	FIG A.12	23.96	24.30	0.928	**1.004**	0.479	**0.518**	0.16
2	Body	F	WCDMA 1700	1412	1732.4	RMC	Front	10mm	\	21.00	21.30	0.134	**0.144**	0.078	**0.084**	-0.12
2	Body	F	WCDMA 1700	1412	1732.4	RMC	Top	10mm	\	21.00	21.30	0.472	**0.506**	0.241	**0.258**	-0.19
3	Head	L	WCDMA 1700	1412	1732.4	RMC	Cheek Left	0mm	\	24.17	24.80	0.181	**0.209**	0.102	**0.118**	0.09
3	Head	L	WCDMA 1700	1412	1732.4	RMC	Tilt Left	0mm	\	24.17	24.80	0.109	**0.126**	0.069	**0.080**	-0.05
3	Head	R	WCDMA 1700	1513	1752.6	RMC	Cheek Right	0mm	FIG A.13	24.20	24.80	0.461	**0.529**	0.264	**0.303**	0.15
3	Head	R	WCDMA 1700	1412	1732.4	RMC	Cheek Right	0mm	\	24.17	24.80	0.455	**0.526**	0.230	**0.266**	-0.09
3	Head	R	WCDMA 1700	1312	1712.4	RMC	Cheek Right	0mm	\	24.09	24.80	0.423	**0.498**	0.207	**0.244**	0.08
3	Head	R	WCDMA 1700	1412	1732.4	RMC	Tilt Right	0mm	\	24.17	24.80	0.097	**0.112**	0.064	**0.074**	0.03
3	Body	F	WCDMA 1700	1412	1732.4	RMC	Front	10mm	\	24.17	24.80	0.167	**0.193**	0.096	**0.111**	-0.18
3	Body	F	WCDMA 1700	1412	1732.4	RMC	Rear	10mm	\	24.17	24.80	0.427	**0.494**	0.225	**0.260**	0.08
3	Body	F	WCDMA 1700	1513	1752.6	RMC	Right	10mm	FIG A.14	24.20	24.80	0.849	**0.975**	0.422	**0.485**	-0.05
3	Body	F	WCDMA 1700	1412	1732.4	RMC	Right	10mm	\	24.17	24.80	0.804	**0.930**	0.395	**0.457**	-0.08
3	Body	F	WCDMA 1700	1312	1712.4	RMC	Right	10mm	\	24.09	24.80	0.693	**0.816**	0.341	**0.402**	-0.10

©Copyright. All rights reserved by CTTL.

ANT	RF Exposure Conditions	Phantom position L/R/F	Frequency Band	Channel Number	Frequency (MHz)	Mode/RB	Test setup	Distance	Figure No./Note	EUT Measured Power (dBm)	Tune up (dBm)	Measured SAR 1g (W/kg)	Calculated SAR 1g (W/kg)	Measured SAR 10g (W/kg)	Calculated SAR 10g (W/kg)	Power Drift
0	Head	L	WCDMA 850	4183	836.6	RMC	Cheek Left	0mm	\	25.14	25.60	0.181	**0.201**	0.119	**0.132**	-0.16
0	Head	L	WCDMA 850	4183	836.6	RMC	Tilt Left	0mm	\	25.14	25.60	0.052	**0.058**	0.042	**0.047**	-0.15
0	Head	L	WCDMA 850	4233	846.6	RMC	Cheek Right	0mm	\	25.02	25.60	0.330	**0.377**	0.185	**0.211**	-0.11
0	Head	L	WCDMA 850	4183	836.6	RMC	Cheek Right	0mm	FIG A.15	25.14	25.60	0.340	**0.378**	0.192	**0.213**	-0.08
0	Head	L	WCDMA 850	4132	826.4	RMC	Cheek Right	0mm	\	25.13	25.60	0.306	**0.341**	0.173	**0.193**	0.16
0	Head	R	WCDMA 850	4183	836.6	RMC	Tilt Right	0mm	\	25.14	25.60	0.052	**0.058**	0.039	**0.043**	0.05
0	Body	F	WCDMA 850	4183	836.6	RMC	Front	10mm	\	25.14	25.60	0.166	**0.185**	0.098	**0.109**	0.02
0	Body	F	WCDMA 850	4183	836.6	RMC	Rear	10mm	\	25.14	25.60	0.296	**0.329**	0.169	**0.188**	-0.03
0	Body	F	WCDMA 850	4233	846.6	RMC	Right	10mm	\	25.02	25.60	0.577	**0.659**	0.279	**0.319**	-0.14
0	Body	F	WCDMA 850	4183	836.6	RMC	Right	10mm	FIG A.16	25.14	25.60	0.723	**0.804**	0.388	**0.431**	0.18
0	Body	F	WCDMA 850	4132	826.4	RMC	Right	10mm	\	25.13	25.60	0.705	**0.786**	0.362	**0.403**	0.02
1	Head	L	WCDMA 850	4183	836.6	RMC	Cheek Left	0mm	\	24.08	25.00	0.153	**0.189**	0.116	**0.143**	-0.13
1	Head	L	WCDMA 850	4183	836.6	RMC	Tilt Left	0mm	\	24.08	25.00	0.088	**0.109**	0.071	**0.088**	0.16
1	Head	R	WCDMA 850	4233	846.6	RMC	Cheek Right	0mm	\	24.25	25.00	0.186	**0.221**	0.146	**0.174**	-0.15
1	Head	R	WCDMA 850	4183	836.6	RMC	Cheek Right	0mm	FIG A.17	24.08	25.00	0.192	**0.237**	0.148	**0.183**	-0.16
1	Head	R	WCDMA 850	4132	826.4	RMC	Cheek Right	0mm	\	24.17	25.00	0.171	**0.207**	0.133	**0.161**	0.13
1	Head	R	WCDMA 850	4183	836.6	RMC	Tilt Right	0mm	\	24.08	25.00	0.117	**0.145**	0.093	**0.115**	0.10
1	Body	F	WCDMA 850	4183	836.6	RMC	Front	10mm	\	24.08	25.00	0.269	**0.332**	0.162	**0.200**	-0.05
1	Body	F	WCDMA 850	4183	836.6	RMC	Rear	10mm	\	24.08	25.00	0.244	**0.302**	0.153	**0.189**	0.07
1	Body	F	WCDMA 850	4233	846.6	RMC	Right	10mm	\	24.25	25.00	0.271	**0.322**	0.182	**0.216**	-0.02
1	Body	F	WCDMA 850	4183	836.6	RMC	Right	10mm	FIG A.18	24.08	25.00	0.276	**0.341**	0.183	**0.226**	0.09
1	Body	F	WCDMA 850	4132	826.4	RMC	Right	10mm	\	24.17	25.00	0.270	**0.327**	0.181	**0.219**	0.06
1	Body	F	WCDMA 850	4183	836.6	RMC	Bottom	10mm	\	24.08	25.00	0.150	**0.185**	0.091	**0.112**	-0.19

©Copyright. All rights reserved by CTTL.

ANT	RF Exposure Conditions	Phantom position L/R/F	Frequency Band	Channel Number	Frequency (MHz)	Mode/RB	Test setup	Distance	Figure No./Note	EUT Measured Power (dBm)	Tune up (dBm)	Measured SAR 1g (W/kg)	Calculated SAR 1g (W/kg)	Measured SAR 10g (W/kg)	Calculated SAR 10g (W/kg)	Power Drift
2	Head	L	LTE Band2	18700	1860	1RB-Low	Cheek Left	0mm	\	22.96	23.30	0.475	**0.514**	0.264	**0.285**	0.01
2	Head	R	LTE Band2	19100	1900	1RB-Low	Tilt Left	0mm	\	22.72	23.30	0.731	**0.835**	0.382	**0.437**	-0.01
2	Head	R	LTE Band2	18900	1880	1RB-Low	Tilt Left	0mm	\	22.85	23.30	0.728	**0.807**	0.378	**0.419**	0.16
2	Head	L	LTE Band2	18700	1860	1RB-Low	Tilt Left	0mm	\	22.96	23.30	0.745	**0.806**	0.401	**0.434**	0.19
2	Head	R	LTE Band2	18700	1860	1RB-Low	Cheek Right	0mm	\	22.96	23.30	0.569	**0.615**	0.303	**0.328**	0.08
2	Head	R	LTE Band2	19100	1900	1RB-Low	Tilt Right	0mm	\	22.72	23.30	0.933	**1.066**	0.476	**0.544**	0.14
2	Head	R	LTE Band2	18900	1880	1RB-Low	Tilt Right	0mm	\	22.85	23.30	0.952	**1.056**	0.489	**0.542**	-0.15
2	Head	R	LTE Band2	18700	1860	1RB-Low	Tilt Right	0mm	\	22.96	23.30	0.966	**1.045**	0.502	**0.543**	-0.10
2	Head	L	LTE Band2	18700	1860	50RB-High	Cheek Left	0mm	\	22.89	23.30	0.479	**0.526**	0.267	**0.293**	0.15
2	Head	R	LTE Band2	19100	1900	50RB-High	Tilt Left	0mm	\	22.80	23.30	0.744	**0.835**	0.396	**0.444**	-0.16
2	Head	R	LTE Band2	18900	1880	50RB-High	Tilt Left	0mm	\	22.88	23.30	0.740	**0.815**	0.392	**0.432**	0.03
2	Head	L	LTE Band2	18700	1860	50RB-High	Tilt Left	0mm	\	22.89	23.30	0.767	**0.843**	0.412	**0.453**	0.06
2	Head	R	LTE Band2	18700	1860	50RB-High	Cheek Right	0mm	\	22.89	23.30	0.571	**0.628**	0.306	**0.336**	0.09
2	Head	R	LTE Band2	19100	1900	50RB-High	Tilt Right	0mm	FIG A.19	22.80	23.30	0.988	**1.109**	0.509	**0.571**	-0.12
2	Head	R	LTE Band2	18900	1880	50RB-High	Tilt Right	0mm	\	22.88	23.30	0.978	**1.077**	0.508	**0.560**	-0.15
2	Head	R	LTE Band2	18700	1860	50RB-High	Tilt Right	0mm	\	22.89	23.30	0.978	**1.075**	0.508	**0.558**	0.19
2	Head	L	LTE Band2	18700	1860	100RB	Tilt Left	0mm	\	22.83	23.30	0.634	**0.706**	0.348	**0.388**	0.17
2	Head	L	LTE Band2	18700	1860	100RB	Tilt Right	0mm	\	22.83	23.30	0.775	**0.864**	0.406	**0.452**	0.17
2	Body	F	LTE Band2	18900	1880	1RB-High	Front	11mm	\	22.55	22.80	0.182	**0.193**	0.105	**0.111**	-0.06
2	Body	F	LTE Band2	18900	1880	1RB-High	Rear	10mm	\	22.55	22.80	0.192	**0.203**	0.125	**0.132**	-0.06
2	Body	F	LTE Band2	18900	1880	1RB-High	Left	10mm	\	22.55	22.80	0.072	**0.076**	0.041	**0.043**	-0.10
2	Body	F	LTE Band2	19100	1900	1RB-Middle	Top	11mm	\	22.51	22.80	0.883	**0.944**	0.449	**0.480**	-0.10
2	Body	F	LTE Band2	18900	1880	1RB-High	Top	11mm	\	22.55	22.80	0.893	**0.946**	0.444	**0.470**	0.08
2	Body	F	LTE Band2	18700	1860	1RB-Low	Top	11mm	\	22.49	22.80	0.882	**0.947**	0.446	**0.479**	0.14
2	Body	F	LTE Band2	19100	1900	50RB-High	Front	11mm	\	22.58	22.80	0.181	**0.190**	0.104	**0.109**	0.15
2	Body	F	LTE Band2	19100	1900	50RB-High	Rear	10mm	\	22.58	22.80	0.217	**0.228**	0.128	**0.135**	0.19
2	Body	F	LTE Band2	19100	1900	50RB-High	Left	10mm	\	22.58	22.80	0.075	**0.079**	0.043	**0.045**	0.14
2	Body	F	LTE Band2	19100	1900	50RB-High	Top	11mm	FIG A.20	22.58	22.80	0.907	**0.954**	0.459	**0.483**	0.14
2	Body	F	LTE Band2	18900	1880	50RB-High	Top	11mm	\	22.57	22.80	0.894	**0.943**	0.450	**0.474**	-0.01
2	Body	F	LTE Band2	18700	1860	50RB-High	Top	11mm	\	22.57	22.80	0.857	**0.904**	0.433	**0.457**	0.02
2	Body	F	LTE Band2	18700	1860	100RB	Top	11mm	\	22.56	22.80	0.893	**0.944**	0.448	**0.473**	0.08
2	Body	F	LTE Band2	18900	1880	1RB-Low	Front	10mm	\	21.45	21.80	0.134	**0.145**	0.076	**0.082**	0.03
2	Body	F	LTE Band2	18900	1880	1RB-Low	Top	10mm	\	21.45	21.80	0.630	**0.683**	0.321	**0.348**	0.01
2	Body	F	LTE Band2	18700	1860	50RB-Middle	Front	10mm	\	21.27	21.80	0.142	**0.160**	0.081	**0.092**	0.10
2	Body	F	LTE Band2	18700	1860	50RB-Middle	Top	10mm	\	21.27	21.80	0.683	**0.772**	0.347	**0.392**	0.16
3	Head	L	LTE Band2	18900	1880	1RB-Low	Cheek Left	0mm	\	24.20	24.80	0.240	**0.276**	0.155	**0.178**	0.03
3	Head	L	LTE Band2	18900	1880	1RB-Low	Tilt Left	0mm	\	24.20	24.80	0.126	**0.145**	0.079	**0.091**	-0.13
3	Head	R	LTE Band2	18900	1880	1RB-Low	Cheek Right	0mm	FIG A.21	24.20	24.80	0.467	**0.536**	0.256	**0.294**	-0.09
3	Head	R	LTE Band2	18900	1880	1RB-Low	Tilt Right	0mm	\	24.20	24.80	0.131	**0.150**	0.079	**0.091**	-0.06
3	Head	L	LTE Band2	18700	1860	50RB-High	Cheek Left	0mm	\	23.22	23.80	0.192	**0.219**	0.123	**0.141**	0.11
3	Head	L	LTE Band2	18700	1860	50RB-High	Tilt Left	0mm	\	23.22	23.80	0.104	**0.119**	0.067	**0.077**	0.12
3	Head	R	LTE Band2	18700	1860	50RB-High	Cheek Right	0mm	\	23.22	23.80	0.386	**0.441**	0.213	**0.243**	0.03
3	Head	R	LTE Band2	18700	1860	50RB-High	Tilt Right	0mm	\	23.22	23.80	0.109	**0.125**	0.066	**0.075**	0.06
3	Body	F	LTE Band2	18700	1860	1RB-High	Front	10mm	\	23.79	24.30	0.204	**0.229**	0.117	**0.132**	-0.19
3	Body	F	LTE Band2	18700	1860	1RB-High	Rear	10mm	\	23.79	24.30	0.377	**0.424**	0.207	**0.233**	-0.03
3	Body	F	LTE Band2	18700	1860	1RB-High	Right	10mm	FIG A.22	23.79	24.30	0.679	**0.764**	0.331	**0.372**	0.15
3	Body	F	LTE Band2	18700	1860	50RB-High	Front	10mm	\	23.18	23.80	0.174	**0.201**	0.100	**0.115**	0.03
3	Body	F	LTE Band2	18700	1860	50RB-High	Rear	10mm	\	23.18	23.80	0.310	**0.358**	0.170	**0.196**	-0.18
3	Body	F	LTE Band2	18700	1860	50RB-High	Right	10mm	\	23.18	23.80	0.612	**0.706**	0.297	**0.343**	0.17
4	Head	L	LTE Band2	18900	1880	1RB-Middle	Cheek Left	0mm	FIG A.23	23.76	24.80	0.080	**0.102**	0.050	**0.064**	-0.12
4	Head	L	LTE Band2	18900	1880	1RB-Middle	Tilt Left	0mm	\	23.76	24.80	0.036	**0.046**	0.020	**0.025**	0.15
4	Head	R	LTE Band2	18900	1880	1RB-Middle	Cheek Right	0mm	\	23.76	24.80	0.055	**0.070**	0.032	**0.041**	-0.13
4	Head	R	LTE Band2	18900	1880	1RB-Middle	Tilt Right	0mm	\	23.76	24.80	0.032	**0.041**	0.018	**0.023**	-0.12
4	Head	L	LTE Band2	18900	1880	50RB-High	Cheek Left	0mm	\	22.85	23.80	0.055	**0.068**	0.034	**0.042**	-0.12
4	Head	L	LTE Band2	18900	1880	50RB-High	Tilt Left	0mm	\	22.85	23.80	0.031	**0.039**	0.017	**0.021**	0.01
4	Head	R	LTE Band2	18900	1880	50RB-High	Cheek Right	0mm	\	22.85	23.80	0.039	**0.049**	0.024	**0.030**	-0.17
4	Head	R	LTE Band2	18900	1880	50RB-High	Tilt Right	0mm	\	22.85	23.80	0.028	**0.035**	0.014	**0.017**	-0.14
4	Body	F	LTE Band2	18900	1880	1RB-Middle	Front	10mm	\	23.76	24.80	0.154	**0.196**	0.092	**0.117**	-0.08
4	Body	F	LTE Band2	19100	1900	1RB-Middle	Rear	10mm	\	23.75	24.80	0.645	**0.821**	0.334	**0.425**	-0.14
4	Body	F	LTE Band2	18900	1880	1RB-Middle	Rear	10mm	\	23.76	24.80	0.739	**0.939**	0.388	**0.493**	-0.16
4	Body	F	LTE Band2	18700	1860	1RB-Middle	Rear	10mm	FIG A.24	23.64	24.80	0.834	**1.089**	0.434	**0.567**	0.13
4	Body	F	LTE Band2	18900	1880	1RB-Middle	Left	10mm	\	23.76	24.80	0.102	**0.130**	0.059	**0.075**	-0.08
4	Body	F	LTE Band2	19100	1900	1RB-Middle	Bottom	11mm	\	23.75	24.80	0.634	**0.807**	0.323	**0.411**	-0.15
4	Body	F	LTE Band2	18900	1880	1RB-Middle	Bottom	11mm	\	23.76	24.80	0.710	**0.902**	0.358	**0.455**	0.08
4	Body	F	LTE Band2	18700	1860	1RB-Middle	Bottom	11mm	\	23.64	24.80	0.775	**1.012**	0.396	**0.517**	0.08
4	Body	F	LTE Band2	18900	1880	50RB-High	Front	10mm	\	22.85	23.80	0.114	**0.142**	0.068	**0.085**	-0.12
4	Body	F	LTE Band2	18900	1880	50RB-High	Rear	10mm	\	22.85	23.80	0.538	**0.670**	0.285	**0.355**	0.03
4	Body	F	LTE Band2	18900	1880	50RB-High	Left	10mm	\	22.85	23.80	0.076	**0.095**	0.044	**0.055**	0.15
4	Body	F	LTE Band2	18900	1880	50RB-High	Bottom	11mm	\	22.85	23.80	0.552	**0.687**	0.280	**0.348**	0.13
4	Body	F	LTE Band2	18900	1880	100RB	Rear	10mm	\	22.84	23.80	0.485	**0.605**	0.248	**0.309**	0.04
4	Body	F	LTE Band2	18900	1880	100RB	Bottom	11mm	\	22.84	23.80	0.503	**0.627**	0.253	**0.316**	0.17
4	Body	F	LTE Band2	18900	1880	1RB-High	Bottom	10mm	\	21.66	22.80	0.413	**0.537**	0.206	**0.268**	0.09
4	Body	F	LTE Band2	18900	1880	50RB-High	Bottom	10mm	\	21.76	22.80	0.443	**0.563**	0.220	**0.280**	0.18
5	Head	L	LTE Band2	18700	1860	1RB-Low	Cheek Left	0mm	FIG A.25	23.54	24.10	0.461	**0.524**	0.225	**0.256**	-0.12
5	Head	L	LTE Band2	18700	1860	1RB-Low	Tilt Left	0mm	\	23.54	24.10	0.121	**0.138**	0.069	**0.078**	-0.06
5	Head	R	LTE Band2	18700	1860	1RB-Low	Cheek Right	0mm	\	23.54	24.10	0.218	**0.248**	0.127	**0.144**	-0.11
5	Head	R	LTE Band2	18700	1860	1RB-Low	Tilt Right	0mm	\	23.54	24.10	0.125	**0.142**	0.071	**0.081**	0.12
5	Head	L	LTE Band2	19100	1900	50RB-High	Cheek Left	0mm	\	22.35	23.10	0.424	**0.504**	0.207	**0.246**	-0.06
5	Head	L	LTE Band2	19100	1900	50RB-High	Tilt Left	0mm	\	22.35	23.10	0.122	**0.145**	0.068	**0.081**	0.01
5	Head	R	LTE Band2	19100	1900	50RB-High	Cheek Right	0mm	\	22.35	23.10	0.198	**0.235**	0.115	**0.137**	0.07
5	Head	R	LTE Band2	19100	1900	50RB-High	Tilt Right	0mm	\	22.35	23.10	0.106	**0.126**	0.059	**0.070**	0.18
5	Body	F	LTE Band2	19100	1900	1RB-Low	Front	10mm	\	19.06	20.10	0.086	**0.109**	0.045	**0.057**	0.13
5	Body	F	LTE Band2	19100	1900	1RB-Low	Rear	10mm	\	19.06	20.10	0.145	**0.184**	0.074	**0.094**	-0.18
5	Body	F	LTE Band2	19100	1900	1RB-Low	Right	10mm	FIG A.26	19.06	20.10	0.612	**0.778**	0.278	**0.353**	0.02
5	Body	F	LTE Band2	19100	1900	1RB-Low	Top	10mm	\	19.06	20.10	0.053	**0.067**	0.028	**0.036**	-0.19
5	Body	F	LTE Band2	19100	1900	50RB-Mid	Front	10mm	\	19.23	20.10	0.077	**0.094**	0.420	**0.513**	-0.17
5	Body	F	LTE Band2	19100	1900	50RB-Mid	Rear	10mm	\	19.23	20.10	0.139	**0.170**	0.071	**0.087**	0.01
5	Body	F	LTE Band2	19100	1900	50RB-Mid	Right	10mm	\	19.23	20.10	0.494	**0.604**	0.224	**0.274**	-0.18
5	Body	F	LTE Band2	19100	1900	50RB-Mid	Top	10mm	\	19.23	20.10	0.044	**0.054**	0.024	**0.029**	-0.01

©Copyright. All rights reserved by CTTL.

ANT	RF Exposure Conditions	Phantom position L/R/F	Frequency Band	Channel Number	Frequency (MHz)	Mode/RB	Test setup	Distance	Figure No./Note	EUT Measured Power (dBm)	Tune up (dBm)	Measured SAR 1g (W/kg)	Calculated SAR 1g (W/kg)	Measured SAR 10g (W/kg)	Calculated SAR 10g (W/kg)	Power Drift
2	Head	L	LTE Band4	20175	1732.5	1RB-High	Cheek Left	0mm	\	23.29	23.80	0.510	**0.574**	0.280	**0.315**	0.11
2	Head	L	LTE Band4	20300	1745	1RB-High	Tilt Left	0mm	\	23.19	23.80	0.683	**0.786**	0.364	**0.419**	0.16
2	Head	L	LTE Band4	20175	1732.5	1RB-High	Tilt Left	0mm	\	23.29	23.80	0.797	**0.896**	0.420	**0.472**	0.09
2	Head	L	LTE Band4	20050	1720	1RB-Low	Tilt Left	0mm	\	23.17	23.80	0.692	**0.800**	0.368	**0.425**	-0.10
2	Head	R	LTE Band4	20175	1732.5	1RB-High	Cheek Right	0mm	\	23.29	23.80	0.548	**0.616**	0.292	**0.328**	0.04
2	Head	R	LTE Band4	20300	1745	1RB-High	Tilt Right	0mm	\	23.19	23.80	0.758	**0.872**	0.407	**0.468**	0.15
2	Head	R	LTE Band4	20175	1732.5	1RB-High	Tilt Right	0mm	\	23.29	23.80	0.891	**1.002**	0.466	**0.524**	-0.19
2	Head	R	LTE Band4	20050	1720	1RB-Low	Tilt Right	0mm	\	23.17	23.80	0.795	**0.919**	0.425	**0.491**	0.03
2	Head	L	LTE Band4	20175	1732.5	50RB-High	Cheek Left	0mm	\	23.29	23.80	0.517	**0.581**	0.299	**0.336**	-0.13
2	Head	L	LTE Band4	20300	1745	50RB-High	Tilt Left	0mm	\	23.25	23.80	0.707	**0.802**	0.395	**0.448**	0.06
2	Head	L	LTE Band4	20175	1732.5	50RB-High	Tilt Left	0mm	\	23.29	23.80	0.843	**0.948**	0.443	**0.498**	-0.07
2	Head	L	LTE Band4	20050	1720	50RB-High	Tilt Left	0mm	\	23.19	23.80	0.694	**0.799**	0.371	**0.427**	0.04
2	Head	R	LTE Band4	20175	1732.5	50RB-High	Cheek Right	0mm	\	23.29	23.80	0.561	**0.631**	0.301	**0.339**	-0.07
2	Head	R	LTE Band4	20300	1745	50RB-High	Tilt Right	0mm	FIG A.27	23.25	23.80	0.895	**1.016**	0.472	**0.536**	0.01
2	Head	R	LTE Band4	20175	1732.5	50RB-High	Tilt Right	0mm	\	23.29	23.80	0.894	**1.005**	0.470	**0.529**	0.14
2	Head	R	LTE Band4	20050	1720	50RB-High	Tilt Right	0mm	\	23.19	23.80	0.863	**0.993**	0.456	**0.525**	0.13
2	Head	L	LTE Band4	20175	1732.5	100RB	Tilt Left	0mm	\	23.16	23.80	0.692	**0.802**	0.370	**0.429**	0.02
2	Head	R	LTE Band4	20175	1732.5	100RB	Tilt Right	0mm	\	23.16	23.80	0.780	**0.904**	0.420	**0.487**	0.06
2	Body	F	LTE Band4	20175	1732.5	1RB-High	Front	11mm	\	23.29	23.80	0.246	**0.277**	0.144	**0.162**	-0.05
2	Body	F	LTE Band4	20175	1732.5	1RB-Mid	Rear	10mm	\	23.29	23.80	0.258	**0.290**	0.148	**0.166**	0.19
2	Body	F	LTE Band4	20175	1732.5	1RB-Mid	Left	10mm	\	23.29	23.80	0.138	**0.155**	0.078	**0.088**	0.17
2	Body	F	LTE Band4	20300	1745	1RB-High	Top	11mm	FIG A.28	23.19	23.80	0.889	**1.023**	0.454	**0.522**	0.13
2	Body	F	LTE Band4	20175	1732.5	1RB-High	Top	11mm	\	23.29	23.80	0.861	**0.968**	0.441	**0.496**	0.13
2	Body	F	LTE Band4	20050	1720	1RB-Low	Top	11mm	\	23.17	23.80	0.822	**0.950**	0.415	**0.480**	0.10
2	Body	F	LTE Band4	20175	1732.5	50RB-High	Front	11mm	\	23.29	23.80	0.245	**0.276**	0.144	**0.162**	0.17
2	Body	F	LTE Band4	20175	1732.5	50RB-High	Rear	10mm	\	23.29	23.80	0.268	**0.301**	0.154	**0.173**	-0.13
2	Body	F	LTE Band4	20175	1732.5	50RB-High	Left	10mm	\	23.29	23.80	0.141	**0.159**	0.080	**0.090**	0.12
2	Body	F	LTE Band4	20300	1745	50RB-High	Top	11mm	\	23.25	23.80	0.896	**1.017**	0.458	**0.520**	0.18
2	Body	F	LTE Band4	20175	1732.5	50RB-High	Top	11mm	\	23.29	23.80	0.865	**0.973**	0.442	**0.497**	0.11
2	Body	F	LTE Band4	20050	1720	50RB-High	Top	11mm	\	23.19	23.80	0.843	**0.970**	0.431	**0.496**	0.17
2	Body	F	LTE Band4	20175	1732.5	100RB	Top	11mm	\	23.16	23.80	0.842	**0.976**	0.431	**0.499**	0.08
2	Body	F	LTE Band4	20175	1732.5	1RB-High	Front	10mm	\	21.57	22.30	0.194	**0.230**	0.110	**0.130**	-0.03
2	Body	F	LTE Band4	20175	1732.5	1RB-High	Top	10mm	\	21.57	22.30	0.587	**0.694**	0.301	**0.356**	0.12
2	Body	F	LTE Band4	20050	1720	50RB-High	Front	10mm	\	21.65	22.30	0.185	**0.215**	0.106	**0.123**	0.09
2	Body	F	LTE Band4	20050	1720	50RB-High	Top	10mm	\	21.65	22.30	0.563	**0.654**	0.290	**0.337**	0.19
3	Head	L	LTE Band4	20050	1720	1RB-Mid	Cheek Left	0mm	\	24.21	24.80	0.108	**0.124**	0.072	**0.082**	-0.13
3	Head	L	LTE Band4	20050	1720	1RB-Mid	Tilt Left	0mm	\	24.21	24.80	0.070	**0.080**	0.045	**0.052**	-0.19
3	Head	R	LTE Band4	20050	1720	1RB-Mid	Cheek Right	0mm	FIG A.29	24.21	24.80	0.249	**0.285**	0.145	**0.166**	0.19
3	Head	R	LTE Band4	20050	1720	1RB-Mid	Tilt Right	0mm	\	24.21	24.80	0.055	**0.063**	0.036	**0.041**	-0.08
3	Head	L	LTE Band4	20050	1720	50RB-High	Cheek Left	0mm	\	23.10	23.80	0.088	**0.103**	0.057	**0.067**	-0.14
3	Head	L	LTE Band4	20050	1720	50RB-High	Tilt Left	0mm	\	23.10	23.80	0.060	**0.070**	0.039	**0.046**	-0.13
3	Head	R	LTE Band4	20050	1720	50RB-High	Cheek Right	0mm	\	23.10	23.80	0.213	**0.250**	0.124	**0.146**	-0.11
3	Head	R	LTE Band4	20050	1720	50RB-High	Tilt Right	0mm	\	23.10	23.80	0.050	**0.059**	0.033	**0.039**	-0.16
3	Body	F	LTE Band4	20050	1720	1RB-Mid	Front	10mm	\	24.21	24.80	0.134	**0.153**	0.075	**0.086**	0.15
3	Body	F	LTE Band4	20050	1720	1RB-Mid	Rear	10mm	\	24.21	24.80	0.340	**0.389**	0.190	**0.218**	0.06
3	Body	F	LTE Band4	20300	1745	1RB-Mid	Right	10mm	FIG A.30	24.00	24.80	0.886	**1.065**	0.439	**0.528**	0.12
3	Body	F	LTE Band4	20175	1732.5	1RB-High	Right	10mm	\	24.15	24.80	0.788	**0.915**	0.391	**0.454**	0.05
3	Body	F	LTE Band4	20050	1720	1RB-Mid	Right	10mm	\	24.21	24.80	0.707	**0.810**	0.358	**0.410**	0.05
3	Body	F	LTE Band4	20050	1720	50RB-High	Front	10mm	\	23.10	23.80	0.111	**0.130**	0.064	**0.075**	-0.12
3	Body	F	LTE Band4	20050	1720	50RB-High	Rear	10mm	\	23.10	23.80	0.286	**0.336**	0.162	**0.190**	0.10
3	Body	F	LTE Band4	20050	1720	50RB-High	Right	10mm	\	23.10	23.80	0.612	**0.719**	0.305	**0.358**	0.07
3	Body	F	LTE Band4	20050	1720	100RB	Right	10mm	\	23.11	23.80	0.609	**0.714**	0.301	**0.353**	-0.12
4	Head	L	LTE Band4	20050	1720	1RB-Low	Cheek Left	0mm	FIG A.31	24.37	24.80	0.095	**0.105**	0.063	**0.070**	-0.18
4	Head	L	LTE Band4	20050	1720	1RB-Low	Tilt Left	0mm	\	24.37	24.80	0.046	**0.051**	0.030	**0.033**	0.01
4	Head	R	LTE Band4	20050	1720	1RB-Low	Cheek Right	0mm	\	24.37	24.80	0.070	**0.077**	0.043	**0.047**	0.19
4	Head	R	LTE Band4	20050	1720	1RB-Low	Tilt Right	0mm	\	24.37	24.80	0.044	**0.049**	0.029	**0.032**	0.09
4	Head	L	LTE Band4	20175	1732.5	50RB-High	Cheek Left	0mm	\	23.36	23.80	0.083	**0.092**	0.055	**0.061**	-0.03
4	Head	L	LTE Band4	20175	1732.5	50RB-High	Tilt Left	0mm	\	23.36	23.80	0.036	**0.040**	0.025	**0.028**	0.17
4	Head	R	LTE Band4	20175	1732.5	50RB-High	Cheek Right	0mm	\	23.36	23.80	0.057	**0.063**	0.036	**0.040**	0.10
4	Head	R	LTE Band4	20175	1732.5	50RB-High	Tilt Right	0mm	\	23.36	23.80	0.040	**0.044**	0.027	**0.030**	0.15
4	Body	F	LTE Band4	20050	1720	1RB-Low	Front	10mm	\	24.37	24.80	0.154	**0.170**	0.100	**0.110**	0.15
4	Body	F	LTE Band4	20050	1720	1RB-Low	Rear	10mm	FIG A.32	24.37	24.80	0.671	**0.741**	0.358	**0.395**	0.07
4	Body	F	LTE Band4	20050	1720	1RB-Low	Left	10mm	\	24.37	24.80	0.110	**0.121**	0.065	**0.072**	-0.02
4	Body	F	LTE Band4	20050	1720	1RB-Low	Bottom	11mm	\	24.37	24.80	0.607	**0.670**	0.315	**0.348**	0.00
4	Body	F	LTE Band4	20175	1732.5	50RB-High	Front	10mm	\	23.36	23.80	0.146	**0.162**	0.095	**0.105**	-0.04
4	Body	F	LTE Band4	20175	1732.5	50RB-High	Rear	10mm	\	23.36	23.80	0.567	**0.627**	0.309	**0.342**	0.18
4	Body	F	LTE Band4	20175	1732.5	50RB-High	Left	10mm	\	23.36	23.80	0.111	**0.123**	0.065	**0.072**	0.14
4	Body	F	LTE Band4	20175	1732.5	50RB-High	Bottom	11mm	\	23.36	23.80	0.582	**0.644**	0.303	**0.335**	0.07
4	Body	F	LTE Band4	20050	1720	1RB-High	Bottom	10mm	\	22.59	22.70	0.566	**0.581**	0.298	**0.306**	-0.16
4	Body	F	LTE Band4	20050	1720	50RB-Middle	Bottom	10mm	\	22.29	22.70	0.618	**0.679**	0.324	**0.356**	0.10
5	Head	L	LTE Band4	20175	1732.5	1RB-Low	Cheek Left	0mm	FIG A.33	23.38	24.10	0.409	**0.483**	0.213	**0.251**	0.11
5	Head	L	LTE Band4	20175	1732.5	1RB-Low	Tilt Left	0mm	\	23.38	24.10	0.122	**0.144**	0.070	**0.083**	-0.19
5	Head	R	LTE Band4	20175	1732.5	1RB-Low	Cheek Right	0mm	\	23.38	24.10	0.140	**0.165**	0.082	**0.097**	0.01
5	Head	R	LTE Band4	20175	1732.5	1RB-Low	Tilt Right	0mm	\	23.38	24.10	0.069	**0.081**	0.042	**0.050**	-0.01
5	Head	L	LTE Band4	20300	1745	50RB-High	Cheek Left	0mm	\	22.33	23.10	0.350	**0.418**	0.182	**0.217**	0.18
5	Head	L	LTE Band4	20300	1745	50RB-High	Tilt Left	0mm	\	22.33	23.10	0.108	**0.129**	0.064	**0.076**	0.06
5	Head	R	LTE Band4	20300	1745	50RB-High	Cheek Right	0mm	\	22.33	23.10	0.123	**0.147**	0.073	**0.087**	0.16
5	Head	R	LTE Band4	20300	1745	50RB-High	Tilt Right	0mm	\	22.33	23.10	0.054	**0.064**	0.034	**0.041**	0.16
5	Body	F	LTE Band4	20175	1732.5	1RB-Low	Front	10mm	\	22.54	23.10	0.102	**0.116**	0.057	**0.065**	-0.14
5	Body	F	LTE Band4	20175	1732.5	1RB-Low	Rear	10mm	\	22.54	23.10	0.182	**0.207**	0.101	**0.115**	-0.18
5	Body	F	LTE Band4	20300	1745	1RB-Low	Right	10mm	\	22.41	23.10	0.903	**1.058**	0.427	**0.501**	0.05
5	Body	F	LTE Band4	20175	1732.5	1RB-Low	Right	10mm	FIG A.34	22.54	23.10	0.933	**1.061**	0.442	**0.503**	0.02
5	Body	F	LTE Band4	20050	1720	1RB-Low	Right	10mm	\	22.39	23.10	0.849	**1.000**	0.392	**0.462**	0.16
5	Body	F	LTE Band4	20175	1732.5	1RB-Low	Top	10mm	\	22.54	23.10	0.073	**0.083**	0.041	**0.047**	0.16
5	Body	F	LTE Band4	20300	1745	50RB-High	Front	10mm	\	22.46	23.10	0.091	**0.105**	0.050	**0.058**	0.04
5	Body	F	LTE Band4	20300	1745	50RB-High	Rear	10mm	\	22.46	23.10	0.161	**0.187**	0.089	**0.103**	-0.01
5	Body	F	LTE Band4	20300	1745	50RB-High	Right	10mm	\	22.46	23.10	0.746	**0.864**	0.340	**0.394**	-0.17
5	Body	F	LTE Band4	20175	1732.5	50RB-High	Right	10mm	\	22.33	23.10	0.714	**0.853**	0.319	**0.381**	0.02
5	Body	F	LTE Band4	20050	1720	50RB-High	Right	10mm	\	22.37	23.10	0.725	**0.858**	0.322	**0.381**	-0.09
5	Body	F	LTE Band4	20300	1745	50RB-High	Top	10mm	\	22.46	23.10	0.054	**0.063**	0.031	**0.036**	-0.06
5	Body	F	LTE Band4	20175	1732.5	100RB	Right	10mm	\	22.27	23.10	0.709	**0.858**	0.312	**0.378**	0.15

©Copyright. All rights reserved by CTTL.

ANT	RF Exposure Conditions	Phantom position L/R/F	Frequency Band	Channel Number	Frequency (MHz)	Mode/RB	Test setup	Distance	Figure No./Note	EUT Measured Power (dBm)	Tune up (dBm)	Measured SAR 1g (W/kg)	Calculated SAR 1g (W/kg)	Measured SAR 10g (W/kg)	Calculated SAR 10g (W/kg)	Power Drift
0	Head	L	LTE Band5	20525	836.5	1RB-Mid	Cheek Left	0mm	\	25.42	25.70	0.120	**0.128**	0.075	**0.080**	-0.05
0	Head	L	LTE Band5	20525	836.5	1RB-Mid	Tilt Left	0mm	\	25.42	25.70	0.019	**0.020**	0.012	**0.013**	-0.18
0	Head	R	LTE Band5	20525	836.5	1RB-Mid	Cheek Right	0mm	FIG A.35	25.42	25.70	0.214	**0.228**	0.123	**0.131**	0.10
0	Head	R	LTE Band5	20525	836.5	1RB-Mid	Tilt Right	0mm	\	25.42	25.70	0.024	**0.026**	0.017	**0.018**	-0.19
0	Head	L	LTE Band5	20600	844	25RB-High	Cheek Left	0mm	\	24.51	24.70	0.100	**0.104**	0.063	**0.066**	0.07
0	Head	L	LTE Band5	20600	844	25RB-High	Tilt Left	0mm	\	24.51	24.70	0.016	**0.017**	0.010	**0.010**	-0.11
0	Head	R	LTE Band5	20600	844	25RB-High	Cheek Right	0mm	\	24.51	24.70	0.179	**0.187**	0.103	**0.108**	0.14
0	Head	R	LTE Band5	20600	844	25RB-High	Tilt Right	0mm	\	24.51	24.70	0.021	**0.022**	0.014	**0.015**	0.05
0	Head	R	LTE Band5	20425	826.5	1RB-High	Cheek Right	0mm	ULCA	25.17	25.70	0.197	**0.223**	0.118	**0.133**	0.06
0	Body	F	LTE Band5	20525	836.5	1RB-Mid	Front	10mm	\	25.42	25.70	0.181	**0.193**	0.111	**0.118**	0.12
0	Body	F	LTE Band5	20525	836.5	1RB-Mid	Rear	10mm	\	25.42	25.70	0.321	**0.342**	0.190	**0.203**	-0.10
0	Body	F	LTE Band5	20525	836.5	1RB-Mid	Right	10mm	FIG A.36	25.42	25.70	0.685	**0.731**	0.369	**0.394**	0.09
0	Body	F	LTE Band5	20600	844	25RB-High	Front	10mm	\	24.51	24.70	0.148	**0.155**	0.091	**0.095**	-0.09
0	Body	F	LTE Band5	20600	844	25RB-High	Rear	10mm	\	24.51	24.70	0.268	**0.280**	0.162	**0.169**	-0.06
0	Body	F	LTE Band5	20600	844	25RB-High	Right	10mm	\	24.51	24.70	0.572	**0.598**	0.306	**0.320**	-0.09
0	Body	F	LTE Band5	20425	826.5	1RB-High	Right	10mm	ULCA	25.17	25.70	0.614	**0.694**	0.333	**0.376**	-0.08
1	Head	L	LTE Band5	20450	829	1RB-Low	Cheek Left	0mm	\	24.36	25.00	0.113	**0.131**	0.082	**0.095**	-0.01
1	Head	L	LTE Band5	20450	829	1RB-Low	Tilt Left	0mm	\	24.36	25.00	0.069	**0.080**	0.053	**0.061**	0.12
1	Head	R	LTE Band5	20450	829	1RB-Low	Cheek Right	0mm	FIG A.37	24.36	25.00	0.170	**0.197**	0.126	**0.146**	0.13
1	Head	R	LTE Band5	20450	829	1RB-Low	Tilt Right	0mm	\	24.36	25.00	0.094	**0.109**	0.073	**0.085**	-0.13
1	Head	L	LTE Band5	20525	836.5	25RB-High	Cheek Left	0mm	\	23.52	24.00	0.105	**0.117**	0.076	**0.085**	0.01
1	Head	L	LTE Band5	20525	836.5	25RB-High	Tilt Left	0mm	\	23.52	24.00	0.062	**0.069**	0.048	**0.054**	0.02
1	Head	R	LTE Band5	20525	836.5	25RB-High	Cheek Right	0mm	\	23.52	24.00	0.151	**0.169**	0.113	**0.126**	0.03
1	Head	R	LTE Band5	20525	836.5	25RB-High	Tilt Right	0mm	\	23.52	24.00	0.085	**0.095**	0.066	**0.074**	-0.18
1	Body	F	LTE Band5	20450	829	1RB-Low	Front	10mm	\	24.36	25.00	0.140	**0.162**	0.085	**0.098**	-0.12
1	Body	F	LTE Band5	20450	829	1RB-Low	Rear	12mm	\	24.36	25.00	0.173	**0.200**	0.108	**0.125**	-0.09
1	Body	F	LTE Band5	20450	829	1RB-Low	Right	11mm	\	24.36	25.00	0.173	**0.200**	0.104	**0.121**	-0.14
1	Body	F	LTE Band5	20450	829	1RB-Low	Bottom	11mm	\	24.36	25.00	0.095	**0.110**	0.059	**0.068**	0.06
1	Body	F	LTE Band5	20525	836.5	25RB-High	Front	10mm	\	23.52	24.00	0.132	**0.147**	0.081	**0.090**	0.10
1	Body	F	LTE Band5	20525	836.5	25RB-High	Rear	12mm	\	23.52	24.00	0.156	**0.174**	0.097	**0.108**	0.11
1	Body	F	LTE Band5	20525	836.5	25RB-High	Right	11mm	\	23.52	24.00	0.150	**0.168**	0.089	**0.099**	0.05
1	Body	F	LTE Band5	20525	836.5	25RB-High	Bottom	11mm	\	23.52	24.00	0.085	**0.095**	0.052	**0.058**	0.19
1	Body	F	LTE Band5	20450	829	1RB-Mid	Rear	10mm	\	23.85	24.50	0.190	**0.221**	0.119	**0.138**	0.15
1	Body	F	LTE Band5	20450	829	1RB-Mid	Right	10mm	\	23.85	24.50	0.156	**0.181**	0.091	**0.106**	-0.08
1	Body	F	LTE Band5	20450	829	1RB-Mid	Bottom	10mm	\	23.85	24.50	0.101	**0.117**	0.061	**0.071**	-0.06
1	Body	F	LTE Band5	20450	829	25RB-Mid	Rear	10mm	FIG A.38	23.53	24.00	0.202	**0.225**	0.126	**0.140**	-0.19
1	Body	F	LTE Band5	20450	829	25RB-Mid	Right	10mm	\	23.53	24.00	0.160	**0.178**	0.094	**0.105**	-0.02
1	Body	F	LTE Band5	20450	829	25RB-Mid	Bottom	10mm	\	23.53	24.00	0.105	**0.117**	0.063	**0.070**	0.14

©Copyright. All rights reserved by CTTL.

ANT	RF Exposure Conditions	Phantom position L/R/F	Frequency Band	Channel Number	Frequency (MHz)	Mode/RB	Test setup	Distance	Figure No./Note	EUT Measured Power (dBm)	Tune up (dBm)	Measured SAR 1g (W/kg)	Calculated SAR 1g (W/kg)	Measured SAR 10g (W/kg)	Calculated SAR 10g (W/kg)	Power Drift
2	Head	L	LTE Band7	20850	2510	1RB-High	Cheek Left	0mm	\	21.67	22.00	0.504	**0.544**	0.227	**0.245**	-0.11
2	Head	L	LTE Band7	20850	2510	1RB-High	Tilt Left	0mm	\	21.67	22.00	0.665	**0.717**	0.295	**0.318**	0.01
2	Head	R	LTE Band7	20850	2510	1RB-High	Cheek Right	0mm	\	21.67	22.00	0.699	**0.754**	0.293	**0.316**	-0.06
2	Head	R	LTE Band7	21350	2560	1RB-High	Tilt Right	0mm	FIG A.39	21.67	22.00	0.908	**0.980**	0.386	**0.416**	0.19
2	Head	R	LTE Band7	21100	2535	1RB-High	Tilt Right	0mm	\	21.42	22.00	0.854	**0.976**	0.356	**0.407**	-0.05
2	Head	R	LTE Band7	20850	2510	1RB-High	Tilt Right	0mm	\	21.06	22.00	0.774	**0.961**	0.343	**0.426**	0.02
2	Head	L	LTE Band7	21350	2560	50RB-Mid	Cheek Left	0mm	\	21.70	22.00	0.372	**0.399**	0.168	**0.180**	0.11
2	Head	L	LTE Band7	21350	2560	50RB-Mid	Tilt Left	0mm	\	21.70	22.00	0.564	**0.604**	0.243	**0.260**	0.03
2	Head	R	LTE Band7	21350	2560	50RB-Mid	Cheek Right	0mm	\	21.70	22.00	0.569	**0.610**	0.248	**0.266**	0.02
2	Head	R	LTE Band7	21350	2560	50RB-Mid	Tilt Right	0mm	\	21.70	22.00	0.731	**0.783**	0.324	**0.347**	-0.08
2	Head	R	LTE Band7	21350	2560	100RB	Tilt Right	0mm	\	21.57	22.00	0.706	**0.779**	0.309	**0.341**	0.15
2	Head	R	LTE Band7	21350	2560	1RB-Low	Tilt Right	0mm	ULCA	21.51	22.00	0.856	**0.958**	0.357	**0.400**	0.02
2	Body	F	LTE Band7	21100	2535	1RB-High	Front	11mm	\	21.69	22.00	0.152	**0.163**	0.071	**0.076**	0.08
2	Body	F	LTE Band7	21100	2535	1RB-Mid	Rear	10mm	\	21.69	22.00	0.142	**0.153**	0.075	**0.081**	0.08
2	Body	F	LTE Band7	21100	2535	1RB-Mid	Left	10mm	\	21.69	22.00	0.064	**0.069**	0.032	**0.034**	-0.07
2	Body	F	LTE Band7	21100	2535	1RB-High	Top	11mm	FIG A.40	21.69	22.00	0.490	**0.526**	0.228	**0.245**	0.16
2	Body	F	LTE Band7	20850	2510	50RB-Low	Front	11mm	\	21.67	22.00	0.131	**0.141**	0.065	**0.070**	0.06
2	Body	F	LTE Band7	20850	2510	50RB-Low	Rear	10mm	\	21.67	22.00	0.144	**0.155**	0.075	**0.081**	0.01
2	Body	F	LTE Band7	20850	2510	50RB-Low	Left	10mm	\	21.67	22.00	0.068	**0.073**	0.034	**0.037**	0.03
2	Body	F	LTE Band7	20850	2510	50RB-Low	Top	11mm	\	21.67	22.00	0.433	**0.467**	0.198	**0.214**	-0.06
2	Body	F	LTE Band7	20850	2510	1RB-Mid	Front	10mm	\	20.22	20.50	0.115	**0.123**	0.053	**0.057**	-0.18
2	Body	F	LTE Band7	20850	2510	1RB-Mid	Top	10mm	\	20.22	20.50	0.361	**0.385**	0.167	**0.178**	-0.15
2	Body	F	LTE Band7	20850	2510	50RB-Low	Front	10mm	\	20.16	20.50	0.107	**0.116**	0.051	**0.055**	0.15
2	Body	F	LTE Band7	20850	2510	50RB-Low	Top	10mm	\	20.16	20.50	0.350	**0.379**	0.162	**0.175**	-0.14
2	Body	F	LTE Band7	21350	2560	1RB-Low	Top	11mm	ULCA	21.51	22.00	0.457	**0.512**	0.206	**0.231**	0.11
3	Head	L	LTE Band7	21350	2560	1RB-Low	Cheek Left	0mm	\	24.69	24.80	0.263	**0.270**	0.142	**0.146**	-0.04
3	Head	L	LTE Band7	21350	2560	1RB-Low	Tilt Left	0mm	\	24.69	24.80	0.152	**0.156**	0.076	**0.078**	0.08
3	Head	R	LTE Band7	21350	2560	1RB-Low	Cheek Right	0mm	FIG A.41	24.69	24.80	0.497	**0.510**	0.231	**0.237**	0.02
3	Head	R	LTE Band7	21350	2560	1RB-Low	Tilt Right	0mm	\	24.69	24.80	0.095	**0.097**	0.045	**0.046**	-0.13
3	Head	L	LTE Band7	21350	2560	50RB-High	Cheek Left	0mm	\	23.40	23.80	0.167	**0.183**	0.092	**0.101**	0.16
3	Head	L	LTE Band7	21350	2560	50RB-High	Tilt Left	0mm	\	23.40	23.80	0.113	**0.124**	0.056	**0.061**	-0.13
3	Head	R	LTE Band7	21350	2560	50RB-High	Cheek Right	0mm	\	23.40	23.80	0.366	**0.401**	0.174	**0.191**	-0.10
3	Head	R	LTE Band7	21350	2560	50RB-High	Tilt Right	0mm	\	23.40	23.80	0.066	**0.072**	0.034	**0.037**	0.06
3	Head	R	LTE Band7	20850	2510	1RB-High	Cheek Right	0mm	ULCA	24.39	24.80	0.408	**0.448**	0.196	**0.215**	0.08
3	Body	F	LTE Band7	20850	2510	1RB-High	Front	10mm	\	22.53	22.80	0.123	**0.131**	0.060	**0.064**	0.08
3	Body	F	LTE Band7	20850	2510	1RB-High	Rear	10mm	\	22.53	22.80	0.324	**0.345**	0.155	**0.165**	0.16
3	Body	F	LTE Band7	20850	2510	1RB-High	Right	10mm	FIG A.42	22.53	22.80	0.557	**0.593**	0.263	**0.280**	0.11
3	Body	F	LTE Band7	20850	2510	50RB-Mid	Front	10mm	\	22.48	22.80	0.098	**0.105**	0.048	**0.052**	0.07
3	Body	F	LTE Band7	20850	2510	50RB-Mid	Rear	10mm	\	22.48	22.80	0.262	**0.282**	0.124	**0.133**	0.01
3	Body	F	LTE Band7	20850	2510	50RB-Mid	Right	10mm	\	22.48	22.80	0.402	**0.433**	0.191	**0.206**	-0.12
3	Body	F	LTE Band7	20850	2510	1RB-High	Right	10mm	ULCA	22.08	22.80	0.486	**0.574**	0.228	**0.269**	0.15
4	Head	L	LTE Band7	21350	2560	1RB-Low	Cheek Left	0mm	FIG A.43	24.46	24.80	0.054	**0.058**	0.030	**0.032**	-0.17
4	Head	L	LTE Band7	21350	2560	1RB-Low	Tilt Left	0mm	\	24.46	24.80	0.028	**0.030**	0.017	**0.018**	-0.11
4	Head	R	LTE Band7	21350	2560	1RB-Low	Cheek Right	0mm	\	24.46	24.80	0.037	**0.040**	0.022	**0.024**	-0.09
4	Head	R	LTE Band7	21350	2560	1RB-Low	Tilt Right	0mm	\	24.46	24.80	0.040	**0.043**	0.022	**0.024**	-0.04
4	Head	L	LTE Band7	21350	2560	50RB-Mid	Cheek Left	0mm	\	23.52	23.80	0.040	**0.043**	0.022	**0.023**	0.10
4	Head	L	LTE Band7	21350	2560	50RB-Mid	Tilt Left	0mm	\	23.52	23.80	0.022	**0.023**	0.014	**0.015**	0.09
4	Head	R	LTE Band7	21350	2560	50RB-Mid	Cheek Right	0mm	\	23.52	23.80	0.027	**0.029**	0.016	**0.017**	0.02
4	Head	R	LTE Band7	21350	2560	50RB-Mid	Tilt Right	0mm	\	23.52	23.80	0.032	**0.034**	0.017	**0.018**	0.18
4	Head	L	LTE Band7	21350	2560	1RB-Low	Cheek Left	0mm	ULCA	24.31	24.80	0.047	**0.053**	0.026	**0.029**	0.14
4	Body	F	LTE Band7	21350	2560	1RB-Low	Front	10mm	\	24.46	24.80	0.183	**0.198**	0.097	**0.105**	0.15
4	Body	F	LTE Band7	21350	2560	1RB-Low	Rear	10mm	\	24.46	24.80	0.604	**0.653**	0.292	**0.316**	-0.09
4	Body	F	LTE Band7	21350	2560	1RB-Low	Left	10mm	\	24.46	24.80	0.165	**0.178**	0.087	**0.094**	-0.08
4	Body	F	LTE Band7	21350	2560	1RB-Low	Bottom	11mm	\	24.46	24.80	0.787	**0.851**	0.390	**0.422**	0.17
4	Body	F	LTE Band7	21100	2535	1RB-High	Bottom	11mm	\	24.31	24.80	0.810	**0.907**	0.396	**0.443**	-0.04
4	Body	F	LTE Band7	20850	2510	1RB-High	Bottom	11mm	FIG A.44	23.87	24.80	0.893	**1.106**	0.432	**0.535**	0.15
4	Body	F	LTE Band7	21350	2560	50RB-Mid	Front	10mm	\	23.52	23.80	0.145	**0.155**	0.077	**0.082**	-0.08
4	Body	F	LTE Band7	21350	2560	50RB-Mid	Rear	10mm	\	23.52	23.80	0.464	**0.495**	0.224	**0.239**	0.03
4	Body	F	LTE Band7	21350	2560	50RB-Mid	Left	10mm	\	23.52	23.80	0.126	**0.134**	0.067	**0.071**	0.06
4	Body	F	LTE Band7	21350	2560	50RB-Mid	Bottom	11mm	\	23.52	23.80	0.626	**0.668**	0.309	**0.330**	0.09
4	Body	F	LTE Band7	21350	2560	100RB	Bottom	11mm	\	23.55	23.80	0.709	**0.751**	0.346	**0.367**	0.11
4	Body	F	LTE Band7	21350	2560	1RB-Mid	Bottom	10mm	\	21.83	22.30	0.600	**0.669**	0.279	**0.311**	0.03
4	Body	F	LTE Band7	21350	2560	50RB-High	Bottom	10mm	\	22.00	22.30	0.510	**0.546**	0.241	**0.258**	-0.08
4	Body	F	LTE Band7	21350	2560	1RB-Low	Bottom	11mm	ULCA	24.31	24.80	0.758	**0.849**	0.376	**0.421**	-0.09
5	Head	L	LTE Band7	21350	2560	1RB-Low	Cheek Left	0mm	FIG A.45	18.76	19.30	0.473	**0.536**	0.193	**0.219**	-0.12
5	Head	L	LTE Band7	21350	2560	1RB-Low	Tilt Left	0mm	\	18.76	19.30	0.138	**0.156**	0.071	**0.080**	-0.10
5	Head	R	LTE Band7	21350	2560	1RB-Low	Cheek Right	0mm	\	18.76	19.30	0.169	**0.191**	0.082	**0.093**	0.02
5	Head	R	LTE Band7	21350	2560	1RB-Low	Tilt Right	0mm	\	18.76	19.30	0.060	**0.068**	0.032	**0.036**	-0.16
5	Head	L	LTE Band7	21350	2560	50RB-Mid	Cheek Left	0mm	\	18.84	19.30	0.391	**0.435**	0.158	**0.176**	-0.11
5	Head	L	LTE Band7	21350	2560	50RB-Mid	Tilt Left	0mm	\	18.84	19.30	0.115	**0.128**	0.059	**0.066**	-0.06
5	Head	R	LTE Band7	21350	2560	50RB-Mid	Cheek Right	0mm	\	18.84	19.30	0.137	**0.152**	0.067	**0.074**	-0.11
5	Head	R	LTE Band7	21350	2560	50RB-Mid	Tilt Right	0mm	\	18.84	19.30	0.047	**0.052**	0.025	**0.028**	0.12
5	Head	L	LTE Band7	21350	2560	1RB-Low	Cheek Left	0mm	ULCA	18.26	19.30	0.401	**0.510**	0.163	**0.207**	0.17
5	Body	F	LTE Band7	20850	2510	1RB-Mid	Front	10mm	\	19.82	20.80	0.159	**0.199**	0.077	**0.096**	0.12
5	Body	F	LTE Band7	20850	2510	1RB-Mid	Rear	10mm	\	19.82	20.80	0.202	**0.253**	0.099	**0.124**	0.05
5	Body	F	LTE Band7	20850	2510	1RB-Mid	Right	10mm	FIG A.46	19.82	20.80	0.522	**0.654**	0.232	**0.291**	-0.11
5	Body	F	LTE Band7	20850	2510	1RB-Mid	Top	10mm	\	19.82	20.80	0.065	**0.081**	0.033	**0.041**	-0.06
5	Body	F	LTE Band7	20850	2510	50RB-Mid	Front	10mm	\	19.79	20.80	0.151	**0.191**	0.073	**0.092**	-0.19
5	Body	F	LTE Band7	20850	2510	50RB-Mid	Rear	10mm	\	19.79	20.80	0.183	**0.231**	0.087	**0.110**	0.14
5	Body	F	LTE Band7	20850	2510	50RB-Mid	Right	10mm	\	19.79	20.80	0.504	**0.636**	0.223	**0.281**	-0.19
5	Body	F	LTE Band7	20850	2510	50RB-Mid	Top	10mm	\	19.79	20.80	0.063	**0.079**	0.031	**0.039**	0.19
5	Body	F	LTE Band7	21350	2560	1RB-Low	Right	10mm	ULCA	19.30	20.80	0.452	**0.638**	0.211	**0.298**	0.06

©Copyright. All rights reserved by CTTL.

ANT	RF Exposure Conditions	Phantom position L/R/F	Frequency Band	Channel Number	Frequency (MHz)	Mode/RB	Test setup	Distance	Figure No./Note	EUT Measured Power (dBm)	Tune up (dBm)	Measured SAR 1g (W/kg)	Calculated SAR 1g (W/kg)	Measured SAR 10g (W/kg)	Calculated SAR 10g (W/kg)	Power Drift
0	Head	L	LTE Band12	23095	707.5	1RB-Mid	Cheek Left	0mm	\	25.31	25.60	0.105	**0.112**	0.061	**0.065**	-0.02
0	Head	L	LTE Band12	23095	707.5	1RB-Mid	Tilt Left	0mm	\	25.31	25.60	0.025	**0.027**	0.015	**0.016**	0.03
0	Head	R	LTE Band12	23095	707.5	1RB-Mid	Cheek Right	0mm	FIG A.47	25.31	25.60	0.208	**0.222**	0.120	**0.128**	0.08
0	Head	R	LTE Band12	23095	707.5	1RB-Mid	Tilt Right	0mm	\	25.31	25.60	0.033	**0.035**	0.022	**0.024**	-0.09
0	Head	L	LTE Band12	23095	704	25RB-Mid	Cheek Left	0mm	\	24.13	24.60	0.089	**0.099**	0.052	**0.058**	0.13
0	Head	L	LTE Band12	23095	704	25RB-Mid	Tilt Left	0mm	\	24.13	24.60	0.022	**0.025**	0.014	**0.016**	-0.17
0	Head	R	LTE Band12	23095	704	25RB-Mid	Cheek Right	0mm	\	24.13	24.60	0.172	**0.192**	0.099	**0.110**	-0.15
0	Head	R	LTE Band12	23095	704	25RB-Mid	Tilt Right	0mm	\	24.13	24.60	0.028	**0.031**	0.020	**0.022**	0.16
0	Body	F	LTE Band12	23095	707.5	1RB-Mid	Front	10mm	\	25.31	25.60	0.192	**0.205**	0.126	**0.135**	0.12
0	Body	F	LTE Band12	23095	707.5	1RB-Mid	Rear	10mm	\	25.31	25.60	0.416	**0.445**	0.263	**0.281**	0.02
0	Body	F	LTE Band12	23095	707.5	1RB-Mid	Right	10mm	FIG A.48	25.31	25.60	0.708	**0.757**	0.392	**0.419**	0.14
0	Body	F	LTE Band12	23060	704	25RB-Mid	Front	10mm	\	24.13	24.60	0.157	**0.175**	0.104	**0.116**	-0.08
0	Body	F	LTE Band12	23060	704	25RB-Mid	Rear	10mm	\	24.13	24.60	0.344	**0.383**	0.216	**0.241**	-0.09
0	Body	F	LTE Band12	23060	704	25RB-Mid	Right	10mm	\	24.13	24.60	0.598	**0.666**	0.332	**0.370**	-0.06
1	Head	L	LTE Band12	23130	711	1RB-Low	Cheek Left	0mm	\	24.44	25.00	0.010	**0.011**	0.007	**0.008**	0.13
1	Head	L	LTE Band12	23130	711	1RB-Low	Tilt Left	0mm	\	24.44	25.00	0.008	**0.009**	0.006	**0.007**	0.11
1	Head	R	LTE Band12	23130	711	1RB-Low	Cheek Right	0mm	FIG A.49	24.44	25.00	0.015	**0.017**	0.011	**0.013**	0.09
1	Head	R	LTE Band12	23130	711	1RB-Low	Tilt Right	0mm	\	24.44	25.00	0.010	**0.011**	0.008	**0.009**	0.02
1	Head	L	LTE Band12	23095	707.5	25RB-High	Cheek Left	0mm	\	23.34	24.00	0.009	**0.010**	0.007	**0.008**	0.18
1	Head	L	LTE Band12	23095	707.5	25RB-High	Tilt Left	0mm	\	23.34	24.00	0.007	**0.008**	0.006	**0.007**	0.05
1	Head	R	LTE Band12	23095	707.5	25RB-High	Cheek Right	0mm	\	23.34	24.00	0.013	**0.015**	0.010	**0.012**	0.02
1	Head	R	LTE Band12	23095	707.5	25RB-High	Tilt Right	0mm	\	23.34	24.00	0.010	**0.012**	0.007	**0.008**	0.17
1	Body	F	LTE Band12	23130	711	1RB-Low	Front	10mm	\	24.44	25.00	0.061	**0.069**	0.039	**0.044**	0.15
1	Body	F	LTE Band12	23130	711	1RB-Low	Rear	10mm	\	24.44	25.00	0.061	**0.069**	0.045	**0.051**	0.19
1	Body	F	LTE Band12	23130	711	1RB-Low	Right	10mm	FIG A.50	24.44	25.00	0.128	**0.146**	0.080	**0.091**	0.12
1	Body	F	LTE Band12	23130	711	1RB-Low	Bottom	10mm	\	24.44	25.00	0.031	**0.035**	0.019	**0.022**	-0.11
1	Body	F	LTE Band12	23095	707.5	25RB-High	Front	10mm	\	23.34	24.00	0.052	**0.061**	0.033	**0.038**	0.01
1	Body	F	LTE Band12	23095	707.5	25RB-High	Rear	10mm	\	23.34	24.00	0.055	**0.064**	0.038	**0.044**	-0.09
1	Body	F	LTE Band12	23095	707.5	25RB-High	Right	10mm	\	23.34	24.00	0.120	**0.140**	0.076	**0.088**	-0.15
1	Body	F	LTE Band12	23095	707.5	25RB-High	Bottom	10mm	\	23.34	24.00	0.029	**0.034**	0.018	**0.021**	-0.13
0	Head	L	LTE Band13	23230	782	1RB-Low	Cheek Left	0mm	\	23.63	23.70	0.073	**0.074**	0.048	**0.049**	0.10
0	Head	L	LTE Band13	23230	782	1RB-Low	Tilt Left	0mm	\	23.63	23.70	0.020	**0.020**	0.012	**0.012**	-0.15
0	Head	R	LTE Band13	23230	782	1RB-Low	Cheek Right	0mm	FIG A.51	23.63	23.70	0.146	**0.148**	0.086	**0.087**	-0.13
0	Head	R	LTE Band13	23230	782	1RB-Low	Tilt Right	0mm	\	23.63	23.70	0.024	**0.024**	0.016	**0.016**	-0.16
0	Head	L	LTE Band13	23230	782	25RB-Low	Cheek Left	0mm	\	22.62	22.70	0.060	**0.061**	0.038	**0.039**	-0.06
0	Head	L	LTE Band13	23230	782	25RB-Low	Tilt Left	0mm	\	22.62	22.70	0.019	**0.019**	0.011	**0.011**	-0.06
0	Head	R	LTE Band13	23230	782	25RB-Low	Cheek Right	0mm	\	22.62	22.70	0.118	**0.120**	0.070	**0.071**	-0.16
0	Head	R	LTE Band13	23230	782	25RB-Low	Tilt Right	0mm	\	22.62	22.70	0.023	**0.023**	0.014	**0.014**	0.16
0	Body	F	LTE Band13	23230	782	1RB-Low	Front	10mm	\	23.63	23.70	0.099	**0.101**	0.059	**0.060**	-0.01
0	Body	F	LTE Band13	23230	782	1RB-Low	Rear	10mm	\	23.63	23.70	0.215	**0.218**	0.124	**0.126**	-0.11
0	Body	F	LTE Band13	23230	782	1RB-Low	Right	10mm	FIG A.52	23.63	23.70	0.417	**0.424**	0.218	**0.222**	0.13
0	Body	F	LTE Band13	23230	782	25RB-Low	Front	10mm	\	22.62	22.70	0.079	**0.080**	0.048	**0.049**	-0.18
0	Body	F	LTE Band13	23230	782	25RB-Low	Rear	10mm	\	22.62	22.70	0.167	**0.170**	0.098	**0.100**	0.01
0	Body	F	LTE Band13	23230	782	25RB-Low	Right	10mm	\	22.62	22.70	0.334	**0.340**	0.174	**0.177**	-0.16
1	Head	L	LTE Band13	23230	782	1RB-Mid	Cheek Left	0mm	\	22.68	23.00	0.115	**0.124**	0.090	**0.097**	-0.10
1	Head	L	LTE Band13	23230	782	1RB-Mid	Tilt Left	0mm	\	22.68	23.00	0.095	**0.102**	0.081	**0.087**	-0.14
1	Head	R	LTE Band13	23230	782	1RB-Mid	Cheek Right	0mm	FIG A.53	22.68	23.00	0.148	**0.159**	0.115	**0.124**	0.11
1	Head	R	LTE Band13	23230	782	1RB-Mid	Tilt Right	0mm	\	22.68	23.00	0.110	**0.118**	0.090	**0.097**	-0.05
1	Head	L	LTE Band13	23230	782	25RB-Low	Cheek Left	0mm	\	21.84	22.00	0.091	**0.094**	0.073	**0.076**	0.09
1	Head	L	LTE Band13	23230	782	25RB-Low	Tilt Left	0mm	\	21.84	22.00	0.079	**0.082**	0.065	**0.067**	0.13
1	Head	R	LTE Band13	23230	782	25RB-Low	Cheek Right	0mm	\	21.84	22.00	0.120	**0.125**	0.094	**0.098**	0.10
1	Head	R	LTE Band13	23230	782	25RB-Low	Tilt Right	0mm	\	21.84	22.00	0.091	**0.094**	0.073	**0.076**	-0.16
1	Body	F	LTE Band13	23230	782	1RB-Mid	Front	10mm	\	22.68	23.00	0.138	**0.149**	0.094	**0.101**	0.02
1	Body	F	LTE Band13	23230	782	1RB-Mid	Rear	10mm	\	22.68	23.00	0.257	**0.277**	0.172	**0.185**	-0.05
1	Body	F	LTE Band13	23230	782	1RB-Mid	Right	10mm	FIG A.54	22.68	23.00	0.291	**0.313**	0.184	**0.198**	0.04
1	Body	F	LTE Band13	23230	782	1RB-Mid	Bottom	10mm	\	22.68	23.00	0.112	**0.121**	0.072	**0.078**	0.19
1	Body	F	LTE Band13	23230	782	25RB-Low	Front	10mm	\	21.84	22.00	0.107	**0.111**	0.073	**0.076**	-0.06
1	Body	F	LTE Band13	23230	782	25RB-Low	Rear	10mm	\	21.84	22.00	0.197	**0.204**	0.133	**0.138**	-0.12
1	Body	F	LTE Band13	23230	782	25RB-Low	Right	10mm	\	21.84	22.00	0.234	**0.243**	0.148	**0.154**	-0.09
1	Body	F	LTE Band13	23230	782	25RB-Low	Bottom	10mm	\	21.84	22.00	0.087	**0.090**	0.058	**0.060**	0.18
0	Head	L	LTE Band17	23780	709	1RB-Low	Cheek Left	0mm	\	25.16	25.70	0.117	**0.132**	0.073	**0.083**	0.03
0	Head	L	LTE Band17	23780	709	1RB-Low	Tilt Left	0mm	\	25.16	25.70	0.028	**0.032**	0.023	**0.026**	0.19
0	Head	R	LTE Band17	23780	709	1RB-Low	Cheek Right	0mm	FIG A.55	25.16	25.70	0.187	**0.212**	0.106	**0.120**	0.11
0	Head	R	LTE Band17	23780	709	1RB-Low	Tilt Right	0mm	\	25.16	25.70	0.032	**0.036**	0.024	**0.027**	-0.17
0	Head	L	LTE Band17	23780	709	25RB-Low	Cheek Left	0mm	\	24.36	24.70	0.096	**0.104**	0.060	**0.065**	-0.17
0	Head	L	LTE Band17	23780	709	25RB-Low	Tilt Left	0mm	\	24.36	24.70	0.025	**0.027**	0.021	**0.023**	-0.01
0	Head	R	LTE Band17	23780	709	25RB-Low	Cheek Right	0mm	\	24.36	24.70	0.160	**0.173**	0.090	**0.097**	0.14
0	Head	R	LTE Band17	23780	709	25RB-Low	Tilt Right	0mm	\	24.36	24.70	0.024	**0.026**	0.019	**0.021**	-0.11
0	Body	F	LTE Band17	23780	709	1RB-Low	Front	10mm	\	24.84	25.20	0.164	**0.178**	0.106	**0.115**	0.17
0	Body	F	LTE Band17	23780	709	1RB-Low	Rear	10mm	\	24.84	25.20	0.350	**0.380**	0.217	**0.236**	-0.18
0	Body	F	LTE Band17	23780	709	1RB-Low	Right	10mm	FIG A.56	24.84	25.20	0.635	**0.690**	0.350	**0.380**	0.16
0	Body	F	LTE Band17	23780	709	25RB-Middle	Front	10mm	\	24.39	24.70	0.152	**0.163**	0.100	**0.107**	-0.05
0	Body	F	LTE Band17	23780	709	25RB-Middle	Rear	10mm	\	24.39	24.70	0.337	**0.362**	0.207	**0.222**	-0.07
0	Body	F	LTE Band17	23780	709	25RB-Middle	Right	10mm	\	24.39	24.70	0.578	**0.621**	0.321	**0.345**	0.07
1	Head	L	LTE Band17	23780	709	1RB-Low	Cheek Left	0mm	\	24.33	25.00	0.011	**0.013**	0.007	**0.008**	-0.12
1	Head	L	LTE Band17	23780	709	1RB-Low	Tilt Left	0mm	\	24.33	25.00	0.009	**0.011**	0.006	**0.007**	0.09
1	Head	R	LTE Band17	23780	709	1RB-Low	Cheek Right	0mm	FIG A.57	24.33	25.00	0.015	**0.018**	0.010	**0.012**	0.03
1	Head	R	LTE Band17	23780	709	1RB-Low	Tilt Right	0mm	\	24.33	25.00	0.011	**0.013**	0.007	**0.008**	-0.14
1	Head	L	LTE Band17	23780	709	25RB-High	Cheek Left	0mm	\	23.47	24.00	0.009	**0.010**	0.006	**0.007**	0.02
1	Head	L	LTE Band17	23780	709	25RB-High	Tilt Left	0mm	\	23.47	24.00	0.007	**0.008**	0.005	**0.006**	0.03
1	Head	R	LTE Band17	23780	709	25RB-High	Cheek Right	0mm	\	23.47	24.00	0.012	**0.014**	0.008	**0.009**	0.03
1	Head	R	LTE Band17	23780	709	25RB-High	Tilt Right	0mm	\	23.47	24.00	0.009	**0.010**	0.006	**0.007**	0.18
1	Body	F	LTE Band17	23780	709	1RB-Low	Front	10mm	\	24.33	25.00	0.058	**0.068**	0.035	**0.041**	0.05
1	Body	F	LTE Band17	23780	709	1RB-Low	Rear	10mm	\	24.33	25.00	0.061	**0.071**	0.040	**0.047**	0.04
1	Body	F	LTE Band17	23780	709	1RB-Low	Right	10mm	FIG A.58	24.33	25.00	0.124	**0.145**	0.076	**0.089**	0.01
1	Body	F	LTE Band17	23780	709	1RB-Low	Bottom	10mm	\	24.33	25.00	0.032	**0.037**	0.018	**0.021**	0.16
1	Body	F	LTE Band17	23780	709	25RB-High	Front	10mm	\	23.47	24.00	0.048	**0.054**	0.029	**0.033**	-0.04
1	Body	F	LTE Band17	23780	709	25RB-High	Rear	10mm	\	23.47	24.00	0.049	**0.055**	0.032	**0.036**	-0.03
1	Body	F	LTE Band17	23780	709	25RB-High	Right	10mm	\	23.47	24.00	0.099	**0.112**	0.060	**0.068**	-0.16
1	Body	F	LTE Band17	23780	709	25RB-High	Bottom	10mm	\	23.47	24.00	0.026	**0.029**	0.015	**0.017**	-0.06

©Copyright. All rights reserved by CTTL.

ANT	RF Exposure Conditions	Phantom position L/R/F	Frequency Band	Channel Number	Frequency (MHz)	Mode/RB	Test setup	Distance	Figure No./Note	EUT Measured Power (dBm)	Tune up (dBm)	Measured SAR 1g (W/kg)	Calculated SAR 1g (W/kg)	Measured SAR 10g (W/kg)	Calculated SAR 10g (W/kg)	Power Drift
2	Head	L	LTE Band25	26140	1860	1RB-Mid	Cheek Left	0mm	\	21.60	22.30	0.331	**0.389**	0.185	**0.217**	-0.01
2	Head	L	LTE Band25	26140	1860	1RB-Mid	Tilt Left	0mm	\	21.60	22.30	0.496	**0.583**	0.256	**0.301**	-0.03
2	Head	R	LTE Band25	26140	1860	1RB-Mid	Cheek Right	0mm	\	21.60	22.30	0.445	**0.523**	0.230	**0.270**	-0.11
2	Head	R	LTE Band25	26140	1860	1RB-Mid	Tilt Right	0mm	\	21.60	22.30	0.628	**0.738**	0.326	**0.383**	0.06
2	Head	L	LTE Band25	26140	1860	50RB-Low	Cheek Left	0mm	\	21.74	22.30	0.332	**0.378**	0.186	**0.212**	0.11
2	Head	L	LTE Band25	26140	1860	50RB-Low	Tilt Left	0mm	\	21.74	22.30	0.515	**0.586**	0.266	**0.303**	-0.16
2	Head	R	LTE Band25	26140	1860	50RB-Low	Cheek Right	0mm	\	21.74	22.30	0.452	**0.514**	0.235	**0.267**	0.04
2	Head	R	LTE Band25	26140	1860	50RB-Low	Tilt Right	0mm	FIG A.59	21.74	22.30	0.700	**0.796**	0.361	**0.411**	0.14
2	Body	F	LTE Band25	26140	1860	1RB-High	Front	11mm	\	22.47	22.80	0.207	**0.223**	0.116	**0.125**	0.15
2	Body	F	LTE Band25	26140	1860	1RB-High	Rear	10mm	\	22.47	22.80	0.260	**0.281**	0.151	**0.163**	-0.01
2	Body	F	LTE Band25	26140	1860	1RB-High	Left	10mm	\	22.47	22.80	0.088	**0.095**	0.049	**0.053**	0.09
2	Body	F	LTE Band25	26590	1905	1RB-High	Top	11mm	FIG A.60	22.18	22.80	0.911	**1.051**	0.464	**0.535**	0.13
2	Body	F	LTE Band25	26365	1882.5	1RB-High	Top	11mm	\	22.46	22.80	0.919	**0.994**	0.464	**0.502**	0.11
2	Body	F	LTE Band25	26140	1860	1RB-High	Top	11mm	\	22.47	22.80	0.899	**0.970**	0.450	**0.486**	-0.10
2	Body	F	LTE Band25	26140	1860	50RB-High	Front	11mm	\	22.30	22.80	0.210	**0.236**	0.116	**0.130**	0.03
2	Body	F	LTE Band25	26140	1860	50RB-High	Rear	10mm	\	22.30	22.80	0.268	**0.301**	0.155	**0.174**	0.03
2	Body	F	LTE Band25	26140	1860	50RB-High	Left	10mm	\	22.30	22.80	0.093	**0.104**	0.052	**0.058**	0.14
2	Body	F	LTE Band25	26590	1905	50RB-High	Top	11mm	\	22.29	22.80	0.914	**1.028**	0.463	**0.521**	-0.02
2	Body	F	LTE Band25	26365	1882.5	50RB-High	Top	11mm	\	22.29	22.80	0.903	**1.016**	0.453	**0.509**	-0.17
2	Body	F	LTE Band25	26140	1860	50RB-High	Top	11mm	\	22.30	22.80	0.914	**1.026**	0.459	**0.515**	0.10
2	Body	F	LTE Band25	26590	1905	100RB	Top	11mm	\	22.29	22.80	0.925	**1.040**	0.468	**0.526**	0.13
2	Body	F	LTE Band25	26590	1905	1RB-Low	Front	10mm	\	21.38	21.80	0.149	**0.164**	0.097	**0.107**	0.14
2	Body	F	LTE Band25	26590	1905	1RB-Low	Top	10mm	\	21.38	21.80	0.732	**0.806**	0.374	**0.412**	-0.17
2	Body	F	LTE Band25	26365	1882.5	1RB-High	Top	10mm	\	21.01	21.80	0.663	**0.795**	0.342	**0.410**	0.14
2	Body	F	LTE Band25	26140	1860	1RB-Middle	Top	10mm	\	21.21	21.80	0.697	**0.798**	0.358	**0.410**	-0.06
2	Body	F	LTE Band25	26140	1860	50RB-Middle	Front	10mm	\	21.27	21.80	0.156	**0.176**	0.100	**0.113**	-0.02
2	Body	F	LTE Band25	26590	1905	50RB-Low	Top	10mm	\	21.14	21.80	0.685	**0.797**	0.349	**0.406**	0.02
2	Body	F	LTE Band25	26365	1882.5	50RB-Low	Top	10mm	\	21.19	21.80	0.679	**0.781**	0.341	**0.392**	-0.08
2	Body	F	LTE Band25	26140	1860	50RB-Middle	Top	10mm	\	21.27	21.80	0.738	**0.834**	0.378	**0.427**	0.06
2	Body	F	LTE Band25	26590	1905	100RB	Top	10mm	\	21.20	21.80	0.692	**0.795**	0.352	**0.404**	0.16
3	Head	L	LTE Band25	26590	1905	1RB-High	Cheek Left	0mm	\	24.37	24.80	0.198	**0.219**	0.124	**0.137**	0.09
3	Head	L	LTE Band25	26590	1905	1RB-High	Tilt Left	0mm	\	24.37	24.80	0.089	**0.098**	0.054	**0.060**	-0.06
3	Head	R	LTE Band25	26590	1905	1RB-High	Cheek Right	0mm	FIG A.61	24.37	24.80	0.437	**0.482**	0.237	**0.262**	0.04
3	Head	R	LTE Band25	26590	1905	1RB-High	Tilt Right	0mm	\	24.37	24.80	0.091	**0.100**	0.057	**0.063**	-0.18
3	Head	L	LTE Band25	26365	1882.5	50RB-High	Cheek Left	0mm	\	23.41	23.80	0.163	**0.178**	0.101	**0.110**	0.17
3	Head	L	LTE Band25	26365	1882.5	50RB-High	Tilt Left	0mm	\	23.41	23.80	0.076	**0.083**	0.046	**0.050**	-0.16
3	Head	R	LTE Band25	26365	1882.5	50RB-High	Cheek Right	0mm	\	23.41	23.80	0.357	**0.391**	0.195	**0.213**	0.03
3	Head	R	LTE Band25	26365	1882.5	50RB-High	Tilt Right	0mm	\	23.41	23.80	0.080	**0.088**	0.050	**0.055**	-0.09
3	Body	F	LTE Band25	26140	1860	1RB-High	Front	10mm	\	23.70	24.30	0.187	**0.215**	0.120	**0.138**	0.18
3	Body	F	LTE Band25	26140	1860	1RB-High	Rear	10mm	\	23.70	24.30	0.309	**0.355**	0.192	**0.220**	-0.06
3	Body	F	LTE Band25	26140	1860	1RB-High	Right	10mm	FIG A.62	23.70	24.30	0.624	**0.716**	0.307	**0.352**	-0.08
3	Body	F	LTE Band25	26140	1860	50RB-Mid	Front	10mm	\	23.13	23.80	0.148	**0.173**	0.086	**0.100**	-0.03
3	Body	F	LTE Band25	26140	1860	50RB-Mid	Rear	10mm	\	23.13	23.80	0.250	**0.292**	0.127	**0.148**	-0.10
3	Body	F	LTE Band25	26140	1860	50RB-Mid	Right	10mm	\	23.13	23.80	0.529	**0.617**	0.260	**0.303**	0.02
4	Head	L	LTE Band25	26365	1882.5	1RB-Low	Cheek Left	0mm	FIG A.63	23.88	24.80	0.077	**0.095**	0.047	**0.058**	0.13
4	Head	L	LTE Band25	26365	1882.5	1RB-Low	Tilt Left	0mm	\	23.88	24.80	0.033	**0.041**	0.022	**0.027**	0.05
4	Head	R	LTE Band25	26365	1882.5	1RB-Low	Cheek Right	0mm	\	23.88	24.80	0.038	**0.047**	0.025	**0.031**	-0.15
4	Head	R	LTE Band25	26365	1882.5	1RB-Low	Tilt Right	0mm	\	23.88	24.80	0.027	**0.033**	0.017	**0.021**	0.08
4	Head	L	LTE Band25	26365	1882.5	50RB-High	Cheek Left	0mm	\	22.96	23.80	0.061	**0.074**	0.037	**0.045**	-0.12
4	Head	L	LTE Band25	26365	1882.5	50RB-High	Tilt Left	0mm	\	22.96	23.80	0.030	**0.036**	0.020	**0.024**	-0.05
4	Head	R	LTE Band25	26365	1882.5	50RB-High	Cheek Right	0mm	\	22.96	23.80	0.035	**0.042**	0.023	**0.028**	0.19
4	Head	R	LTE Band25	26365	1882.5	50RB-High	Tilt Right	0mm	\	22.96	23.80	0.027	**0.033**	0.016	**0.019**	0.16
4	Body	F	LTE Band25	26365	1882.5	1RB-Low	Front	10mm	\	23.88	24.80	0.152	**0.188**	0.094	**0.116**	0.08
4	Body	F	LTE Band25	26590	1905	1RB-High	Rear	10mm	\	23.85	24.80	0.634	**0.789**	0.338	**0.421**	0.07
4	Body	F	LTE Band25	26365	1882.5	1RB-Low	Rear	10mm	\	23.88	24.80	0.703	**0.869**	0.374	**0.462**	0.09
4	Body	F	LTE Band25	26140	1860	1RB-Low	Rear	10mm	\	23.79	24.80	0.711	**0.897**	0.389	**0.491**	0.12
4	Body	F	LTE Band25	26365	1882.5	1RB-Low	Left	10mm	\	23.88	24.80	0.099	**0.122**	0.059	**0.073**	-0.13
4	Body	F	LTE Band25	26590	1905	1RB-High	Bottom	11mm	\	23.85	24.80	0.684	**0.851**	0.352	**0.438**	-0.16
4	Body	F	LTE Band25	26365	1882.5	1RB-Low	Bottom	11mm	\	23.88	24.80	0.756	**0.934**	0.389	**0.481**	0.17
4	Body	F	LTE Band25	26140	1860	1RB-Low	Bottom	11mm	FIG A.64	23.79	24.80	0.888	**1.121**	0.455	**0.574**	0.12
4	Body	F	LTE Band25	26365	1882.5	50RB-High	Front	10mm	\	22.96	23.80	0.112	**0.136**	0.070	**0.085**	-0.01
4	Body	F	LTE Band25	26365	1882.5	50RB-High	Rear	10mm	\	22.96	23.80	0.545	**0.661**	0.291	**0.353**	0.15
4	Body	F	LTE Band25	26365	1882.5	50RB-High	Left	10mm	\	22.96	23.80	0.074	**0.090**	0.045	**0.055**	-0.14
4	Body	F	LTE Band25	26365	1882.5	50RB-High	Bottom	11mm	\	22.96	23.80	0.598	**0.726**	0.309	**0.375**	-0.13
4	Body	F	LTE Band25	26590	1905	100RB	Rear	10mm	\	22.94	23.80	0.657	**0.801**	0.340	**0.414**	-0.03
4	Body	F	LTE Band25	26590	1905	100RB	Bottom	11mm	\	22.94	23.80	0.681	**0.830**	0.351	**0.428**	-0.11
4	Body	F	LTE Band25	26365	1882.5	1RB-High	Bottom	10mm	\	22.17	22.80	0.562	**0.650**	0.276	**0.319**	0.15
4	Body	F	LTE Band25	26590	1905	50RB-High	Bottom	10mm	\	22.29	22.80	0.522	**0.587**	0.255	**0.287**	0.12
5	Head	L	LTE Band25	26365	1882.5	1RB-High	Cheek Left	0mm	FIG A.65	23.57	24.10	0.527	**0.595**	0.258	**0.291**	0.14
5	Head	L	LTE Band25	26365	1882.5	1RB-High	Tilt Left	0mm	\	23.57	24.10	0.122	**0.138**	0.068	**0.077**	0.03
5	Head	R	LTE Band25	26365	1882.5	1RB-High	Cheek Right	0mm	\	23.57	24.10	0.174	**0.197**	0.102	**0.115**	-0.09
5	Head	R	LTE Band25	26365	1882.5	1RB-High	Tilt Right	0mm	\	23.57	24.10	0.120	**0.136**	0.066	**0.075**	-0.06
5	Head	L	LTE Band25	26590	1905	50RB-Mid	Cheek Left	0mm	\	22.31	23.10	0.490	**0.588**	0.242	**0.290**	-0.01
5	Head	L	LTE Band25	26590	1905	50RB-Mid	Tilt Left	0mm	\	22.31	23.10	0.125	**0.150**	0.068	**0.082**	-0.05
5	Head	R	LTE Band25	26590	1905	50RB-Mid	Cheek Right	0mm	\	22.31	23.10	0.158	**0.190**	0.093	**0.112**	-0.05
5	Head	R	LTE Band25	26590	1905	50RB-Mid	Tilt Right	0mm	\	22.31	23.10	0.103	**0.124**	0.057	**0.068**	-0.02
5	Body	F	LTE Band25	26140	1860	1RB-Low	Front	10mm	\	22.17	23.10	0.100	**0.124**	0.055	**0.068**	0.06
5	Body	F	LTE Band25	26140	1860	1RB-Low	Rear	10mm	\	22.17	23.10	0.184	**0.228**	0.098	**0.121**	0.06
5	Body	F	LTE Band25	26140	1860	1RB-Low	Right	10mm	\	22.17	23.10	0.371	**0.460**	0.175	**0.217**	-0.11
5	Body	F	LTE Band25	26140	1860	1RB-Low	Top	10mm	\	22.17	23.10	0.078	**0.097**	0.044	**0.055**	0.05
5	Body	F	LTE Band25	26140	1860	50RB-High	Front	10mm	\	22.22	23.10	0.117	**0.143**	0.064	**0.078**	0.03
5	Body	F	LTE Band25	26140	1860	50RB-High	Rear	10mm	\	22.22	23.10	0.223	**0.273**	0.117	**0.143**	0.05
5	Body	F	LTE Band25	26140	1860	50RB-High	Right	10mm	FIG A.66	22.22	23.10	0.442	**0.541**	0.207	**0.253**	-0.12
5	Body	F	LTE Band25	26140	1860	50RB-High	Top	10mm	\	22.22	23.10	0.076	**0.093**	0.042	**0.051**	0.00

©Copyright. All rights reserved by CTTL.

ANT	RF Exposure Conditions	Phantom position L/R/F	Frequency Band	Channel Number	Frequency (MHz)	Mode/RB	Test setup	Distance	Figure No./Note	EUT Measured Power (dBm)	Tune up (dBm)	Measured SAR 1g (W/kg)	Calculated SAR 1g (W/kg)	Measured SAR 10g (W/kg)	Calculated SAR 10g (W/kg)	Power Drift
0	Head	L	LTE Band26	26965	841.5	1RB-Mid	Cheek Left	0mm	\	25.06	25.70	0.118	**0.137**	0.059	**0.068**	0.07
0	Head	L	LTE Band26	26965	841.5	1RB-Mid	Tilt Left	0mm	\	25.06	25.70	0.036	**0.042**	0.021	**0.024**	0.04
0	Head	R	LTE Band26	26965	841.5	1RB-Mid	Cheek Right	0mm	FIG A.67	25.06	25.70	0.298	**0.345**	0.160	**0.185**	0.05
0	Head	R	LTE Band26	26965	841.5	1RB-Mid	Tilt Right	0mm	\	25.06	25.70	0.044	**0.051**	0.025	**0.029**	-0.06
0	Head	L	LTE Band26	26865	831.5	36RB-High	Cheek Left	0mm	\	24.09	24.70	0.100	**0.115**	0.050	**0.058**	0.15
0	Head	L	LTE Band26	26865	831.5	36RB-High	Tilt Left	0mm	\	24.09	24.70	0.035	**0.040**	0.020	**0.023**	-0.03
0	Head	R	LTE Band26	26865	831.5	36RB-High	Cheek Right	0mm	\	24.09	24.70	0.266	**0.306**	0.142	**0.163**	-0.03
0	Head	R	LTE Band26	26865	831.5	36RB-High	Tilt Right	0mm	\	24.09	24.70	0.038	**0.044**	0.024	**0.028**	-0.12
0	Body	F	LTE Band26	26965	841.5	1RB-Low	Front	10mm	\	25.06	25.70	0.179	**0.207**	0.106	**0.123**	0.07
0	Body	F	LTE Band26	26965	841.5	1RB-Low	Rear	10mm	\	25.06	25.70	0.291	**0.337**	0.174	**0.202**	-0.18
0	Body	F	LTE Band26	26965	841.5	1RB-Low	Right	10mm	FIG A.68	25.06	25.70	0.585	**0.678**	0.323	**0.374**	-0.03
0	Body	F	LTE Band26	26865	831.5	36RB-High	Front	10mm	\	24.09	24.70	0.144	**0.166**	0.086	**0.099**	-0.11
0	Body	F	LTE Band26	26865	831.5	36RB-High	Rear	10mm	\	24.09	24.70	0.244	**0.281**	0.148	**0.170**	0.03
0	Body	F	LTE Band26	26865	831.5	36RB-High	Right	10mm	\	24.09	24.70	0.473	**0.544**	0.259	**0.298**	-0.01
1	Head	L	LTE Band26	26775	822.5	1RB-Mid	Cheek Left	0mm	\	24.09	25.00	0.140	**0.173**	0.098	**0.121**	0.09
1	Head	L	LTE Band26	26775	822.5	1RB-Mid	Tilt Left	0mm	\	24.09	25.00	0.085	**0.105**	0.064	**0.079**	-0.19
1	Head	R	LTE Band26	26775	822.5	1RB-Mid	Cheek Right	0mm	FIG A.69	24.09	25.00	0.166	**0.205**	0.121	**0.149**	0.14
1	Head	R	LTE Band26	26775	822.5	1RB-Mid	Tilt Right	0mm	\	24.09	25.00	0.098	**0.121**	0.072	**0.089**	0.07
1	Head	L	LTE Band26	26865	831.5	36RB-Low	Cheek Left	0mm	\	23.24	24.00	0.112	**0.133**	0.079	**0.094**	0.02
1	Head	L	LTE Band26	26865	831.5	36RB-Low	Tilt Left	0mm	\	23.24	24.00	0.070	**0.083**	0.052	**0.062**	-0.07
1	Head	R	LTE Band26	26865	831.5	36RB-Low	Cheek Right	0mm	\	23.24	24.00	0.135	**0.161**	0.099	**0.118**	0.16
1	Head	R	LTE Band26	26865	831.5	36RB-Low	Tilt Right	0mm	\	23.24	24.00	0.080	**0.095**	0.060	**0.071**	-0.19
1	Body	F	LTE Band26	26775	822.5	1RB-Mid	Front	10mm	\	24.09	25.00	0.175	**0.216**	0.113	**0.139**	-0.08
1	Body	F	LTE Band26	26775	822.5	1RB-Mid	Rear	10mm	\	24.09	25.00	0.198	**0.244**	0.129	**0.159**	-0.17
1	Body	F	LTE Band26	26775	822.5	1RB-Mid	Right	10mm	FIG A.70	24.09	25.00	0.206	**0.254**	0.126	**0.155**	-0.07
1	Body	F	LTE Band26	26775	822.5	1RB-Mid	Bottom	10mm	\	24.09	25.00	0.111	**0.137**	0.070	**0.086**	0.12
1	Body	F	LTE Band26	26865	831.5	36RB-Low	Front	10mm	\	23.24	24.00	0.147	**0.175**	0.094	**0.112**	-0.04
1	Body	F	LTE Band26	26865	831.5	36RB-Low	Rear	10mm	\	23.24	24.00	0.157	**0.187**	0.103	**0.123**	0.16
1	Body	F	LTE Band26	26865	831.5	36RB-Low	Right	10mm	\	23.24	24.00	0.168	**0.200**	0.103	**0.123**	-0.10
1	Body	F	LTE Band26	26865	831.5	36RB-Low	Bottom	10mm	\	23.24	24.00	0.089	**0.106**	0.056	**0.067**	0.01
4	Head	L	LTE Band30	27710	2310	1RB-Mid	Cheek Left	0mm	FIG A.71	24.10	24.80	0.086	**0.101**	0.049	**0.058**	0.16
4	Head	L	LTE Band30	27710	2310	1RB-Mid	Tilt Left	0mm	\	24.10	24.80	0.056	**0.066**	0.032	**0.038**	-0.12
4	Head	R	LTE Band30	27710	2310	1RB-Mid	Cheek Right	0mm	\	24.10	24.80	0.074	**0.087**	0.044	**0.052**	0.02
4	Head	R	LTE Band30	27710	2310	1RB-Mid	Tilt Right	0mm	\	24.10	24.80	0.051	**0.060**	0.029	**0.034**	-0.16
4	Head	L	LTE Band30	27710	2310	25RB-Middle	Cheek Left	0mm	\	23.05	23.80	0.066	**0.078**	0.038	**0.045**	-0.10
4	Head	L	LTE Band30	27710	2310	25RB-Middle	Tilt Left	0mm	\	23.05	23.80	0.036	**0.043**	0.027	**0.032**	0.02
4	Head	R	LTE Band30	27710	2310	25RB-Middle	Cheek Right	0mm	\	23.05	23.80	0.060	**0.071**	0.035	**0.042**	-0.15
4	Head	R	LTE Band30	27710	2310	25RB-Middle	Tilt Right	0mm	\	23.05	23.80	0.035	**0.042**	0.025	**0.030**	-0.16
4	Body	F	LTE Band30	27710	2310	1RB-Mid	Front	10mm	\	24.10	24.80	0.240	**0.282**	0.131	**0.154**	0.01
4	Body	F	LTE Band30	27710	2310	1RB-Mid	Rear	10mm	\	24.10	24.80	0.792	**0.931**	0.385	**0.452**	-0.16
4	Body	F	LTE Band30	27710	2310	1RB-Mid	Left	10mm	\	24.10	24.80	0.170	**0.200**	0.093	**0.109**	-0.01
4	Body	F	LTE Band30	27710	2310	1RB-Mid	Bottom	11mm	FIG A.72	24.10	24.80	0.893	**1.049**	0.452	**0.531**	0.17
4	Body	F	LTE Band30	27710	2310	25RB-High	Front	10mm	\	23.05	23.80	0.193	**0.229**	0.106	**0.126**	0.14
4	Body	F	LTE Band30	27710	2310	25RB-High	Rear	10mm	\	23.05	23.80	0.644	**0.765**	0.313	**0.372**	0.11
4	Body	F	LTE Band30	27710	2310	25RB-High	Left	10mm	\	23.05	23.80	0.142	**0.169**	0.077	**0.092**	-0.09
4	Body	F	LTE Band30	27710	2310	25RB-High	Bottom	11mm	\	23.05	23.80	0.716	**0.851**	0.366	**0.435**	0.03
4	Body	F	LTE Band30	27710	2310	50RB	Rear	10mm	\	23.04	23.80	0.763	**0.909**	0.366	**0.436**	0.12
4	Body	F	LTE Band30	27710	2310	50RB	Bottom	11mm	\	23.04	23.80	0.702	**0.836**	0.358	**0.426**	0.05
4	Body	F	LTE Band30	27710	2310	1RB-Mid	Bottom	10mm	\	21.72	22.80	0.651	**0.835**	0.318	**0.408**	-0.19
4	Body	F	LTE Band30	27710	2310	25RB-Middle	Bottom	10mm	\	21.65	22.80	0.643	**0.838**	0.315	**0.410**	0.16
4	Body	F	LTE Band30	27710	2310	50RB	Bottom	10mm	\	21.66	22.80	0.612	**0.796**	0.303	**0.394**	0.14
5	Head	L	LTE Band30	27710	2310	1RB-Mid	Cheek Left	0mm	FIG A.73	23.01	23.80	0.689	**0.826**	0.302	**0.362**	0.06
5	Head	L	LTE Band30	27710	2310	1RB-Mid	Tilt Left	0mm	\	23.01	23.80	0.299	**0.359**	0.151	**0.181**	0.16
5	Head	R	LTE Band30	27710	2310	1RB-Mid	Cheek Right	0mm	\	23.01	23.80	0.371	**0.445**	0.165	**0.198**	0.02
5	Head	R	LTE Band30	27710	2310	1RB-Mid	Tilt Right	0mm	\	23.01	23.80	0.169	**0.203**	0.090	**0.108**	0.14
5	Head	L	LTE Band30	27710	2310	25RB-Middle	Cheek Left	0mm	\	22.02	22.80	0.541	**0.647**	0.237	**0.284**	-0.18
5	Head	L	LTE Band30	27710	2310	25RB-Middle	Tilt Left	0mm	\	22.02	22.80	0.239	**0.286**	0.120	**0.144**	-0.07
5	Head	R	LTE Band30	27710	2310	25RB-Middle	Cheek Right	0mm	\	22.02	22.80	0.294	**0.352**	0.132	**0.158**	-0.09
5	Head	R	LTE Band30	27710	2310	25RB-Middle	Tilt Right	0mm	\	22.02	22.80	0.130	**0.156**	0.057	**0.068**	-0.02
5	Head	L	LTE Band30	27710	2310	50RB	Cheek Left	0mm	\	22.03	22.80	0.519	**0.620**	0.222	**0.265**	0.18
5	Body	F	LTE Band30	27710	2310	1RB-High	Front	10mm	\	21.39	21.80	0.161	**0.177**	0.080	**0.088**	0.01
5	Body	F	LTE Band30	27710	2310	1RB-High	Rear	10mm	\	21.39	21.80	0.276	**0.303**	0.135	**0.148**	-0.12
5	Body	F	LTE Band30	27710	2310	1RB-High	Right	10mm	\	21.39	21.80	0.627	**0.689**	0.280	**0.308**	0.14
5	Body	F	LTE Band30	27710	2310	1RB-High	Top	10mm	\	21.39	21.80	0.059	**0.065**	0.032	**0.035**	-0.04
5	Body	F	LTE Band30	27710	2310	25RB-High	Front	10mm	\	21.35	21.80	0.159	**0.176**	0.078	**0.087**	0.01
5	Body	F	LTE Band30	27710	2310	25RB-High	Rear	10mm	\	21.35	21.80	0.277	**0.307**	0.136	**0.151**	0.18
5	Body	F	LTE Band30	27710	2310	25RB-High	Right	10mm	FIG A.74	21.35	21.80	0.640	**0.710**	0.285	**0.316**	-0.17
5	Body	F	LTE Band30	27710	2310	25RB-High	Top	10mm	\	21.35	21.80	0.061	**0.068**	0.033	**0.037**	0.01

©Copyright. All rights reserved by CTTL.

ANT	RF Exposure Conditions	Phantom position L/R/F	Frequency Band	Channel Number	Frequency (MHz)	Mode/RB	Test setup	Distance	Figure No./Note	EUT Measured Power (dBm)	Tune up (dBm)	Measured SAR 1g (W/kg)	Calculated SAR 1g (W/kg)	Measured SAR 10g (W/kg)	Calculated SAR 10g (W/kg)	Power Drift
2	Head	L	LTE Band38	38000	2595	1RB-Mid	Cheek Left	0mm	\	22.65	23.00	0.536	**0.581**	0.241	**0.261**	-0.19
2	Head	L	LTE Band38	38150	2610	1RB-Mid	Tilt Left	0mm	\	22.58	23.00	0.797	**0.878**	0.346	**0.381**	0.03
2	Head	L	LTE Band38	38000	2595	1RB-Mid	Tilt Left	0mm	\	22.65	23.00	0.852	**0.924**	0.349	**0.378**	0.15
2	Head	L	LTE Band38	37850	2580	1RB-Mid	Tilt Left	0mm	\	22.52	23.00	0.747	**0.834**	0.324	**0.362**	0.17
2	Head	R	LTE Band38	38000	2595	1RB-Mid	Cheek Right	0mm	\	22.65	23.00	0.627	**0.680**	0.270	**0.293**	-0.16
2	Head	R	LTE Band38	38150	2610	1RB-Mid	Tilt Right	0mm	\	22.58	23.00	0.875	**0.964**	0.373	**0.411**	0.10
2	Head	R	LTE Band38	38000	2595	1RB-Mid	Tilt Right	0mm	\	22.65	23.00	0.935	**1.013**	0.376	**0.408**	-0.16
2	Head	R	LTE Band38	37850	2580	1RB-Mid	Tilt Right	0mm	\	22.52	23.00	0.820	**0.916**	0.349	**0.390**	0.06
2	Head	L	LTE Band38	38150	2610	50RB-Mid	Cheek Left	0mm	\	22.64	23.00	0.515	**0.560**	0.231	**0.251**	-0.18
2	Head	L	LTE Band38	38150	2610	50RB-Mid	Tilt Left	0mm	\	22.64	23.00	0.883	**0.959**	0.362	**0.393**	0.02
2	Head	R	LTE Band38	38000	2595	50RB-High	Tilt Right	0mm	\	22.60	23.00	0.874	**0.958**	0.356	**0.390**	0.12
2	Head	R	LTE Band38	37850	2580	50RB-High	Tilt Right	0mm	\	22.60	23.00	0.819	**0.898**	0.333	**0.365**	-0.15
2	Head	R	LTE Band38	38150	2610	50RB-Mid	Cheek Right	0mm	\	22.64	23.00	0.645	**0.701**	0.276	**0.300**	0.14
2	Head	R	LTE Band38	38150	2610	50RB-Mid	Tilt Right	0mm	\	22.64	23.00	0.891	**0.968**	0.381	**0.414**	0.07
2	Head	R	LTE Band38	38000	2595	50RB-High	Tilt Right	0mm	FIG A.75	22.60	23.00	0.952	**1.044**	0.384	**0.421**	-0.04
2	Head	R	LTE Band38	37850	2580	50RB-High	Tilt Right	0mm	\	22.60	23.00	0.835	**0.916**	0.356	**0.390**	-0.16
2	Head	R	LTE Band38	38150	2610	100RB	Tilt Left	0mm	\	22.63	23.00	0.826	**0.899**	0.337	**0.367**	0.11
2	Head	R	LTE Band38	38150	2610	100RB	Tilt Right	0mm	\	22.63	23.00	0.931	**1.014**	0.371	**0.404**	-0.06
2	Head	R	LTE Band38	38150	2610	1RB-Low	Tilt Right	0mm	ULCA	22.12	23.00	0.817	**1.001**	0.349	**0.427**	0.05
2	Body	F	LTE Band38	38000	2595	1RB-Low	Front	11mm	\	24.15	24.50	0.192	**0.208**	0.091	**0.099**	0.02
2	Body	F	LTE Band38	38000	2595	1RB-Low	Rear	10mm	\	24.15	24.50	0.167	**0.181**	0.089	**0.096**	0.09
2	Body	F	LTE Band38	38000	2595	1RB-Low	Left	10mm	\	24.15	24.50	0.054	**0.059**	0.028	**0.030**	-0.19
2	Body	F	LTE Band38	38000	2595	1RB-Low	Top	11mm	\	24.15	24.50	0.549	**0.595**	0.255	**0.276**	-0.01
2	Body	F	LTE Band38	38150	2610	50RB-Mid	Front	11mm	\	24.14	24.50	0.187	**0.203**	0.093	**0.101**	0.04
2	Body	F	LTE Band38	38150	2610	50RB-Mid	Rear	10mm	\	24.14	24.50	0.147	**0.160**	0.081	**0.088**	0.16
2	Body	F	LTE Band38	38150	2610	50RB-Mid	Left	10mm	\	24.14	24.50	0.086	**0.093**	0.043	**0.047**	-0.01
2	Body	F	LTE Band38	38150	2610	50RB-High	Top	11mm	FIG A.76	24.14	24.50	0.564	**0.613**	0.265	**0.288**	0.02
2	Body	F	LTE Band38	38000	2595	1RB-Low	Front	10mm	\	23.29	23.50	0.175	**0.184**	0.083	**0.087**	-0.08
2	Body	F	LTE Band38	38000	2595	1RB-Low	Top	10mm	\	23.29	23.50	0.498	**0.523**	0.236	**0.248**	-0.06
2	Body	F	LTE Band38	38150	2610	50RB-High	Front	10mm	\	23.15	23.50	0.183	**0.198**	0.087	**0.094**	0.10
2	Body	F	LTE Band38	38150	2610	50RB-High	Top	10mm	\	23.15	23.50	0.524	**0.568**	0.246	**0.267**	-0.14
2	Body	F	LTE Band38	38150	2610	1RB-Low	Top	11mm	ULCA	23.60	24.50	0.478	**0.588**	0.239	**0.294**	0.15
3	Head	L	LTE Band38	37850	2580	1RB-Low	Cheek Left	0mm	\	24.25	24.80	0.131	**0.149**	0.070	**0.079**	-0.15
3	Head	L	LTE Band38	37850	2580	1RB-Low	Tilt Left	0mm	\	24.25	24.80	0.056	**0.064**	0.030	**0.034**	-0.10
3	Head	R	LTE Band38	37850	2580	1RB-Low	Cheek Right	0mm	FIG A.77	24.25	24.80	0.268	**0.304**	0.124	**0.141**	0.16
3	Head	R	LTE Band38	37850	2580	1RB-Low	Tilt Right	0mm	\	24.25	24.80	0.044	**0.050**	0.024	**0.027**	0.11
3	Head	L	LTE Band38	37850	2580	50RB-Mid	Cheek Left	0mm	\	23.27	23.80	0.108	**0.122**	0.057	**0.064**	0.01
3	Head	L	LTE Band38	37850	2580	50RB-Mid	Tilt Left	0mm	\	23.27	23.80	0.045	**0.051**	0.024	**0.027**	0.16
3	Head	R	LTE Band38	37850	2580	50RB-Mid	Cheek Right	0mm	\	23.27	23.80	0.217	**0.245**	0.100	**0.113**	-0.18
3	Head	R	LTE Band38	37850	2580	50RB-Mid	Tilt Right	0mm	\	23.27	23.80	0.038	**0.043**	0.020	**0.023**	-0.14
3	Head	R	LTE Band38	38150	2610	1RB-Low	Cheek Right	0mm	ULCA	24.01	24.80	0.231	**0.277**	0.106	**0.127**	0.05
3	Body	F	LTE Band38	37850	2580	1RB-Low	Front	10mm	\	24.25	24.80	0.108	**0.123**	0.051	**0.058**	-0.09
3	Body	F	LTE Band38	37850	2580	1RB-Low	Rear	10mm	\	24.25	24.80	0.262	**0.297**	0.123	**0.140**	-0.15
3	Body	F	LTE Band38	37850	2580	1RB-Low	Right	10mm	FIG A.78	24.25	24.80	0.408	**0.463**	0.195	**0.221**	0.16
3	Body	F	LTE Band38	37850	2580	50RB-Mid	Front	10mm	\	23.27	23.80	0.086	**0.097**	0.041	**0.046**	-0.05
3	Body	F	LTE Band38	37850	2580	50RB-Mid	Rear	10mm	\	23.27	23.80	0.217	**0.245**	0.101	**0.114**	0.12
3	Body	F	LTE Band38	37850	2580	50RB-Mid	Right	10mm	\	23.27	23.80	0.336	**0.380**	0.160	**0.181**	-0.13
3	Body	F	LTE Band38	38150	2610	1RB-Low	Right	10mm	ULCA	24.01	24.80	0.345	**0.414**	0.163	**0.196**	0.09
4	Head	L	LTE Band38	37850	2580	1RB-Low	Cheek Left	0mm	\	24.40	24.80	0.015	**0.016**	0.006	**0.007**	-0.14
4	Head	L	LTE Band38	37850	2580	1RB-Low	Tilt Left	0mm	FIG A.79	24.40	24.80	0.027	**0.030**	0.014	**0.015**	-0.16
4	Head	R	LTE Band38	37850	2580	1RB-Low	Cheek Right	0mm	\	24.40	24.80	0.013	**0.014**	0.006	**0.007**	0.05
4	Head	R	LTE Band38	37850	2580	1RB-Low	Tilt Right	0mm	\	24.40	24.80	0.019	**0.021**	0.010	**0.011**	0.03
4	Head	L	LTE Band38	37850	2580	50RB-High	Cheek Left	0mm	\	23.53	23.80	0.010	**0.011**	0.004	**0.004**	0.06
4	Head	L	LTE Band38	37850	2580	50RB-High	Tilt Left	0mm	\	23.53	23.80	0.018	**0.019**	0.009	**0.010**	0.14
4	Head	R	LTE Band38	37850	2580	50RB-High	Cheek Right	0mm	\	23.53	23.80	0.009	**0.010**	0.004	**0.004**	-0.19
4	Head	R	LTE Band38	37850	2580	50RB-High	Tilt Right	0mm	\	23.53	23.80	0.013	**0.014**	0.007	**0.007**	-0.19
4	Head	L	LTE Band38	38150	2610	1RB-Low	Tilt Left	0mm	ULCA	24.22	24.80	0.019	**0.022**	0.009	**0.010**	0.14
4	Body	F	LTE Band38	37850	2580	1RB-Low	Front	10mm	\	24.40	24.80	0.111	**0.122**	0.060	**0.066**	0.03
4	Body	F	LTE Band38	37850	2580	1RB-Low	Rear	10mm	\	24.40	24.80	0.450	**0.493**	0.216	**0.237**	-0.07
4	Body	F	LTE Band38	37850	2580	1RB-Low	Right	10mm	\	24.40	24.80	0.075	**0.082**	0.042	**0.046**	0.15
4	Body	F	LTE Band38	37850	2580	1RB-Low	Bottom	10mm	FIG A.80	24.40	24.80	0.463	**0.508**	0.225	**0.247**	0.12
4	Body	F	LTE Band38	37850	2580	50RB-High	Front	10mm	\	23.53	23.80	0.091	**0.097**	0.048	**0.051**	0.05
4	Body	F	LTE Band38	37850	2580	50RB-High	Rear	10mm	\	23.53	23.80	0.370	**0.394**	0.177	**0.188**	0.17
4	Body	F	LTE Band38	37850	2580	50RB-High	Right	10mm	\	23.53	23.80	0.063	**0.067**	0.030	**0.032**	-0.07
4	Body	F	LTE Band38	37850	2580	50RB-High	Bottom	10mm	\	23.53	23.80	0.388	**0.413**	0.189	**0.201**	-0.09
4	Body	F	LTE Band38	38150	2610	1RB-Low	Bottom	10mm	ULCA	24.22	24.80	0.411	**0.470**	0.193	**0.221**	0.07
5	Head	L	LTE Band38	38150	2610	1RB-Low	Cheek Left	0mm	FIG A.81	23.08	23.80	0.738	**0.871**	0.299	**0.353**	-0.18
5	Head	L	LTE Band38	38000	2595	1RB-Low	Cheek Left	0mm	\	23.25	23.80	0.750	**0.851**	0.313	**0.355**	0.02
5	Head	L	LTE Band38	37850	2580	1RB-Low	Cheek Left	0mm	\	23.43	23.80	0.753	**0.820**	0.315	**0.343**	-0.15
5	Head	L	LTE Band38	37850	2580	1RB-Low	Tilt Left	0mm	\	23.43	23.80	0.259	**0.282**	0.136	**0.148**	0.12
5	Head	R	LTE Band38	37850	2580	1RB-Low	Cheek Right	0mm	\	23.43	23.80	0.207	**0.225**	0.129	**0.140**	0.17
5	Head	R	LTE Band38	37850	2580	1RB-Low	Tilt Right	0mm	\	23.43	23.80	0.143	**0.156**	0.079	**0.086**	0.06
5	Head	L	LTE Band38	37850	2580	50RB-Low	Cheek Left	0mm	\	22.47	22.80	0.595	**0.642**	0.236	**0.255**	0.06
5	Head	L	LTE Band38	37850	2580	50RB-Low	Tilt Left	0mm	\	22.47	22.80	0.249	**0.269**	0.119	**0.128**	0.05
5	Head	R	LTE Band38	37850	2580	50RB-Low	Cheek Right	0mm	\	22.47	22.80	0.189	**0.204**	0.097	**0.105**	-0.12
5	Head	R	LTE Band38	37850	2580	50RB-Low	Tilt Right	0mm	\	22.47	22.80	0.122	**0.132**	0.060	**0.065**	-0.13
5	Head	L	LTE Band38	37850	2580	100RB	Cheek Left	0mm	\	22.43	22.80	0.571	**0.622**	0.229	**0.249**	0.15
5	Head	L	LTE Band38	38150	2610	1RB-Low	Cheek Left	0mm	ULCA	23.12	23.80	0.714	**0.835**	0.279	**0.326**	0.05
5	Body	F	LTE Band38	37850	2580	1RB-Low	Front	10mm	\	23.43	23.80	0.176	**0.192**	0.088	**0.096**	0.11
5	Body	F	LTE Band38	37850	2580	1RB-Low	Rear	10mm	\	23.43	23.80	0.230	**0.250**	0.116	**0.126**	0.04
5	Body	F	LTE Band38	37850	2580	1RB-Low	Right	10mm	FIG A.82	23.43	23.80	0.574	**0.625**	0.272	**0.296**	0.14
5	Body	F	LTE Band38	37850	2580	1RB-Low	Top	10mm	\	23.43	23.80	0.054	**0.059**	0.031	**0.034**	-0.18
5	Body	F	LTE Band38	37850	2580	50RB-Low	Front	10mm	\	22.47	22.80	0.145	**0.156**	0.073	**0.079**	0.11
5	Body	F	LTE Band38	37850	2580	50RB-Low	Rear	10mm	\	22.47	22.80	0.190	**0.205**	0.095	**0.102**	0.07
5	Body	F	LTE Band38	37850	2580	50RB-Low	Right	10mm	\	22.47	22.80	0.469	**0.506**	0.222	**0.240**	0.06
5	Body	F	LTE Band38	37850	2580	50RB-Low	Top	10mm	\	22.47	22.80	0.048	**0.052**	0.017	**0.018**	0.09
5	Body	F	LTE Band38	38150	2610	1RB-Low	Right	10mm	ULCA	23.12	23.80	0.418	**0.489**	0.209	**0.244**	0.07

©Copyright. All rights reserved by CTTL.

ANT	RF Exposure Conditions	Phantom position L/R/F	Frequency Band	Channel Number	Frequency (MHz)	Mode/RB	Test setup	Distance	Figure No./Note	EUT Measured Power (dBm)	Tune up (dBm)	Measured SAR 1g (W/kg)	Calculated SAR 1g (W/kg)	Measured SAR 10g (W/kg)	Calculated SAR 10g (W/kg)	Power Drift
2	Head	L	LTE Band41 PC3	41490	2680	1RB-Low	Cheek Left	0mm	\	20.76	21.50	0.566	**0.671**	0.218	**0.258**	0.13
2	Head	L	LTE Band41 PC3	41490	2680	1RB-Low	Tilt Left	0mm	\	20.76	21.50	0.693	**0.822**	0.270	**0.320**	-0.19
2	Head	L	LTE Band41 PC3	41055	2636.5	1RB-High	Tilt Left	0mm	\	20.70	21.50	0.698	**0.839**	0.272	**0.327**	0.19
2	Head	L	LTE Band41 PC3	40620	2593	1RB-Low	Tilt Left	0mm	\	20.64	21.50	0.636	**0.775**	0.245	**0.299**	0.17
2	Head	L	LTE Band41 PC3	40185	2549.5	1RB-High	Tilt Left	0mm	\	20.59	21.50	0.604	**0.745**	0.230	**0.284**	-0.12
2	Head	L	LTE Band41 PC3	39750	2506	1RB-High	Tilt Left	0mm	\	20.64	21.50	0.532	**0.649**	0.228	**0.278**	-0.09
2	Head	R	LTE Band41 PC3	41490	2680	1RB-Low	Cheek Right	0mm	\	20.76	21.50	0.567	**0.672**	0.226	**0.268**	-0.02
2	Head	R	LTE Band41 PC3	41490	2680	1RB-Low	Tilt Right	0mm	\	20.76	21.50	0.752	**0.892**	0.291	**0.345**	-0.16
2	Head	L	LTE Band41 PC3	41055	2636.5	1RB-High	Tilt Right	0mm	\	20.70	21.50	0.758	**0.911**	0.293	**0.352**	0.11
2	Head	L	LTE Band41 PC3	40620	2593	1RB-Low	Tilt Right	0mm	\	20.64	21.50	0.690	**0.841**	0.264	**0.322**	-0.02
2	Head	L	LTE Band41 PC3	40185	2549.5	1RB-High	Tilt Right	0mm	\	20.59	21.50	0.656	**0.809**	0.248	**0.306**	-0.16
2	Head	L	LTE Band41 PC3	39750	2506	1RB-High	Tilt Right	0mm	\	20.64	21.50	0.577	**0.703**	0.246	**0.300**	0.01
2	Head	L	LTE Band41 PC3	41490	2680	50RB-High	Cheek Left	0mm	\	20.79	21.50	0.583	**0.687**	0.223	**0.263**	-0.15
2	Head	L	LTE Band41 PC3	41490	2680	50RB-High	Tilt Left	0mm	\	20.79	21.50	0.746	**0.878**	0.289	**0.340**	0.07
2	Head	R	LTE Band41 PC3	41055	2636.5	50RB-High	Tilt Left	0mm	\	20.69	21.50	0.752	**0.906**	0.291	**0.351**	-0.04
2	Head	R	LTE Band41 PC3	40620	2593	50RB-High	Tilt Left	0mm	\	20.61	21.50	0.685	**0.841**	0.262	**0.322**	-0.15
2	Head	R	LTE Band41 PC3	40185	2549.5	50RB-High	Tilt Left	0mm	\	20.71	21.50	0.650	**0.780**	0.246	**0.295**	-0.03
2	Head	R	LTE Band41 PC3	39750	2506	50RB-High	Tilt Left	0mm	\	20.62	21.50	0.572	**0.700**	0.244	**0.299**	0.14
2	Head	R	LTE Band41 PC3	41490	2680	50RB-High	Cheek Right	0mm	\	20.79	21.50	0.578	**0.681**	0.230	**0.271**	-0.02
2	Head	R	LTE Band41 PC3	41490	2680	50RB-High	Tilt Right	0mm	\	20.79	21.50	0.781	**0.920**	0.298	**0.351**	-0.18
2	Head	R	LTE Band41 PC3	41055	2636.5	50RB-High	Tilt Right	0mm	FIG A.83	20.69	21.50	0.787	**0.948**	0.300	**0.362**	-0.05
2	Head	R	LTE Band41 PC3	40620	2593	50RB-High	Tilt Right	0mm	\	20.61	21.50	0.717	**0.880**	0.270	**0.331**	-0.02
2	Head	R	LTE Band41 PC3	40185	2549.5	50RB-High	Tilt Right	0mm	\	20.71	21.50	0.681	**0.817**	0.254	**0.305**	0.06
2	Head	R	LTE Band41 PC3	39750	2506	50RB-High	Tilt Right	0mm	\	20.62	21.50	0.599	**0.734**	0.252	**0.309**	0.14
2	Head	L	LTE Band41 PC3	41490	2680	100RB	Tilt Left	0mm	\	20.77	21.50	0.749	**0.886**	0.279	**0.330**	0.05
2	Head	L	LTE Band41 PC3	41490	2680	100RB	Tilt Right	0mm	\	20.77	21.50	0.763	**0.903**	0.283	**0.335**	-0.16
2	Head	R	LTE Band41 PC3	41490	2680	1RB-Low	Tilt Right	0mm	ULCA	20.52	21.50	0.754	**0.945**	0.281	**0.352**	0.12
2	Body	F	LTE Band41 PC3	41490	2680	1RB-Low	Front	11mm	\	24.27	24.50	0.203	**0.214**	0.098	**0.103**	0.13
2	Body	F	LTE Band41 PC3	41490	2680	1RB-Low	Rear	10mm	\	24.27	24.50	0.124	**0.131**	0.069	**0.073**	0.04
2	Body	F	LTE Band41 PC3	41490	2680	1RB-Low	Left	10mm	\	24.27	24.50	0.052	**0.055**	0.029	**0.031**	-0.19
2	Body	F	LTE Band41 PC3	41490	2680	1RB-Low	Top	11mm	FIG A.84	24.27	24.50	0.656	**0.692**	0.315	**0.332**	0.09
2	Body	F	LTE Band41 PC3	41490	2680	50RB-Mid	Front	11mm	\	24.06	24.50	0.208	**0.230**	0.100	**0.111**	-0.04
2	Body	F	LTE Band41 PC3	41490	2680	50RB-Mid	Rear	10mm	\	24.06	24.50	0.126	**0.139**	0.069	**0.076**	-0.02
2	Body	F	LTE Band41 PC3	41490	2680	50RB-Mid	Left	10mm	\	24.06	24.50	0.048	**0.053**	0.026	**0.029**	-0.03
2	Body	F	LTE Band41 PC3	41490	2680	50RB-Mid	Top	11mm	\	24.06	24.50	0.514	**0.569**	0.242	**0.268**	-0.01
2	Body	F	LTE Band41 PC3	41055	2636.5	1RB-High	Front	10mm	\	22.99	23.50	0.204	**0.229**	0.099	**0.111**	0.19
2	Body	F	LTE Band41 PC3	41055	2636.5	1RB-High	Top	10mm	\	22.99	23.50	0.579	**0.651**	0.280	**0.315**	-0.18
2	Body	F	LTE Band41 PC3	41490	2680	50RB-Mid	Front	10mm	\	22.92	23.50	0.213	**0.243**	0.103	**0.118**	-0.07
2	Body	F	LTE Band41 PC3	41490	2680	50RB-Mid	Top	10mm	\	22.92	23.50	0.609	**0.696**	0.293	**0.335**	-0.01
2	Body	F	LTE Band41 PC3	41490	2680	1RB-Low	Top	11mm	ULCA	24.25	24.50	0.629	**0.666**	0.306	**0.324**	0.04
3	Head	L	LTE Band41 PC3	41490	2680	1RB-Low	Cheek Left	0mm	\	24.72	24.80	0.159	**0.162**	0.082	**0.084**	0.02
3	Head	L	LTE Band41 PC3	41490	2680	1RB-Low	Tilt Left	0mm	\	24.72	24.80	0.088	**0.090**	0.047	**0.048**	0.01
3	Head	R	LTE Band41 PC3	41490	2680	1RB-Low	Cheek Right	0mm	FIG A.85	24.72	24.80	0.274	**0.279**	0.124	**0.126**	-0.11
3	Head	R	LTE Band41 PC3	41490	2680	1RB-Low	Tilt Right	0mm	\	24.72	24.80	0.053	**0.054**	0.026	**0.026**	0.00
3	Head	L	LTE Band41 PC3	41490	2680	50RB-Low	Cheek Left	0mm	\	23.68	23.80	0.122	**0.125**	0.062	**0.064**	0.08
3	Head	L	LTE Band41 PC3	41490	2680	50RB-Low	Tilt Left	0mm	\	23.68	23.80	0.061	**0.063**	0.032	**0.033**	0.01
3	Head	R	LTE Band41 PC3	41490	2680	50RB-Low	Cheek Right	0mm	\	23.68	23.80	0.193	**0.198**	0.088	**0.090**	0.08
3	Head	R	LTE Band41 PC3	41490	2680	50RB-Low	Tilt Right	0mm	\	23.68	23.80	0.039	**0.040**	0.020	**0.021**	0.02
3	Head	R	LTE Band41 PC3	41490	2680	1RB-Low	Cheek Right	0mm	ULCA	24.59	24.80	0.228	**0.239**	0.101	**0.106**	0.06
3	Body	F	LTE Band41 PC3	41490	2680	1RB-Low	Front	10mm	\	24.72	24.80	0.076	**0.077**	0.040	**0.041**	-0.16
3	Body	F	LTE Band41 PC3	41490	2680	1RB-Low	Rear	10mm	\	24.72	24.80	0.245	**0.250**	0.121	**0.123**	-0.15
3	Body	F	LTE Band41 PC3	41490	2680	1RB-Low	Right	10mm	FIG A.86	24.72	24.80	0.348	**0.354**	0.165	**0.168**	0.18
3	Body	F	LTE Band41 PC3	41490	2680	50RB-Low	Front	10mm	\	23.68	23.80	0.060	**0.062**	0.032	**0.033**	-0.13
3	Body	F	LTE Band41 PC3	41490	2680	50RB-Low	Rear	10mm	\	23.68	23.80	0.181	**0.186**	0.092	**0.095**	-0.02
3	Body	F	LTE Band41 PC3	41490	2680	50RB-Low	Right	10mm	\	23.68	23.80	0.271	**0.279**	0.128	**0.132**	-0.05
3	Body	F	LTE Band41 PC3	41490	2680	1RB-Low	Right	10mm	ULCA	24.59	24.80	0.236	**0.248**	0.104	**0.109**	0.15
4	Head	L	LTE Band41 PC3	41490	2680	1RB-Low	Cheek Left	0mm	FIG A.87	24.66	24.80	0.057	**0.059**	0.031	**0.032**	-0.17
4	Head	L	LTE Band41 PC3	41490	2680	1RB-Low	Tilt Left	0mm	\	24.66	24.80	0.039	**0.040**	0.026	**0.027**	0.07
4	Head	R	LTE Band41 PC3	41490	2680	1RB-Low	Cheek Right	0mm	\	24.66	24.80	0.047	**0.049**	0.028	**0.029**	0.10
4	Head	R	LTE Band41 PC3	41490	2680	1RB-Low	Tilt Right	0mm	\	24.66	24.80	0.041	**0.042**	0.022	**0.023**	-0.10
4	Head	L	LTE Band41 PC3	41490	2680	50RB-High	Cheek Left	0mm	\	23.64	23.80	0.042	**0.044**	0.023	**0.024**	0.04
4	Head	L	LTE Band41 PC3	41490	2680	50RB-High	Tilt Left	0mm	\	23.64	23.80	0.027	**0.028**	0.020	**0.021**	0.02
4	Head	R	LTE Band41 PC3	41490	2680	50RB-High	Cheek Right	0mm	\	23.64	23.80	0.032	**0.033**	0.020	**0.021**	-0.13
4	Head	R	LTE Band41 PC3	41490	2680	50RB-High	Tilt Right	0mm	\	23.64	23.80	0.029	**0.030**	0.016	**0.017**	-0.19
4	Head	L	LTE Band41 PC3	41490	2680	1RB-Low	Cheek Left	0mm	ULCA	24.56	24.80	0.051	**0.054**	0.028	**0.030**	0.16
4	Body	F	LTE Band41 PC3	41490	2680	1RB-Low	Front	10mm	\	24.66	24.80	0.127	**0.131**	0.064	**0.066**	-0.06
4	Body	F	LTE Band41 PC3	41490	2680	1RB-Low	Rear	10mm	\	24.66	24.80	0.422	**0.436**	0.194	**0.200**	0.10
4	Body	F	LTE Band41 PC3	41490	2680	1RB-Low	Right	10mm	\	24.66	24.80	0.091	**0.094**	0.045	**0.046**	-0.03
4	Body	F	LTE Band41 PC3	41490	2680	1RB-Low	Bottom	10mm	FIG A.88	24.66	24.80	0.500	**0.516**	0.232	**0.240**	0.18
4	Body	F	LTE Band41 PC3	41490	2680	50RB-High	Front	10mm	\	23.64	23.80	0.100	**0.104**	0.050	**0.052**	0.02
4	Body	F	LTE Band41 PC3	41490	2680	50RB-High	Rear	10mm	\	23.64	23.80	0.347	**0.360**	0.159	**0.165**	-0.11
4	Body	F	LTE Band41 PC3	41490	2680	50RB-High	Right	10mm	\	23.64	23.80	0.069	**0.072**	0.033	**0.034**	0.04
4	Body	F	LTE Band41 PC3	41490	2680	50RB-High	Bottom	10mm	\	23.64	23.80	0.398	**0.413**	0.183	**0.190**	-0.14
4	Body	F	LTE Band41 PC3	41490	2680	1RB-Low	Bottom	10mm	ULCA	24.56	24.80	0.473	**0.500**	0.219	**0.231**	0.05
5	Head	L	LTE Band41 PC3	41490	2680	1RB-Low	Cheek Left	0mm	\	23.79	23.80	0.816	**0.818**	0.327	**0.328**	0.19
5	Head	L	LTE Band41 PC3	41055	2636.5	1RB-Low	Cheek Left	0mm	\	23.45	23.80	0.811	**0.879**	0.328	**0.356**	0.01
5	Head	L	LTE Band41 PC3	40620	2593	1RB-Low	Cheek Left	0mm	\	23.70	23.80	0.818	**0.837**	0.339	**0.347**	-0.11
5	Head	L	LTE Band41 PC3	40185	2549.5	1RB-Low	Cheek Left	0mm	FIG A.89	23.68	23.80	0.990	**1.018**	0.411	**0.423**	-0.12
5	Head	L	LTE Band41 PC3	39750	2506	1RB-Low	Cheek Left	0mm	\	23.15	23.80	0.717	**0.833**	0.299	**0.347**	-0.08
5	Head	L	LTE Band41 PC3	41490	2680	1RB-Low	Tilt Left	0mm	\	23.79	23.80	0.222	**0.223**	0.111	**0.111**	0.10
5	Head	R	LTE Band41 PC3	41490	2680	1RB-Low	Cheek Right	0mm	\	23.79	23.80	0.275	**0.276**	0.137	**0.137**	0.01
5	Head	R	LTE Band41 PC3	41490	2680	1RB-Low	Tilt Right	0mm	\	23.79	23.80	0.112	**0.112**	0.061	**0.061**	0.09
5	Head	L	LTE Band41 PC3	41490	2680	50RB-High	Cheek Left	0mm	\	22.79	22.80	0.725	**0.727**	0.291	**0.292**	0.02
5	Head	L	LTE Band41 PC3	41490	2680	50RB-High	Tilt Left	0mm	\	22.79	22.80	0.179	**0.179**	0.087	**0.087**	0.10
5	Head	R	LTE Band41 PC3	41490	2680	50RB-High	Cheek Right	0mm	\	22.79	22.80	0.209	**0.209**	0.107	**0.107**	-0.15
5	Head	R	LTE Band41 PC3	41490	2680	50RB-High	Tilt Right	0mm	\	22.79	22.80	0.085	**0.085**	0.046	**0.046**	-0.18
5	Head	L	LTE Band41 PC3	41490	2680	100RB	Cheek Left	0mm	\	22.72	22.80	0.714	**0.727**	0.287	**0.292**	0.16
5	Head	L	LTE Band41 PC3	41490	2680	1RB-Low	Cheek Left	0mm	ULCA	23.56	23.80	0.786	**0.831**	0.303	**0.320**	0.15
5	Body	F	LTE Band41 PC3	41490	2680	1RB-Low	Front	10mm	\	23.79	23.80	0.140	**0.140**	0.066	**0.066**	0.17
5	Body	F	LTE Band41 PC3	41490	2680	1RB-Low	Rear	10mm	\	23.79	23.80	0.140	**0.140**	0.070	**0.070**	0.13
5	Body	F	LTE Band41 PC3	41490	2680	1RB-Low	Right	10mm	FIG A.90	23.79	23.80	0.474	**0.475**	0.227	**0.228**	-0.13
5	Body	F	LTE Band41 PC3	41490	2680	1RB-Low	Top	10mm	\	23.79	23.80	0.038	**0.038**	0.018	**0.018**	0.16
5	Body	F	LTE Band41 PC3	41490	2680	50RB-High	Front	10mm	\	22.79	22.80	0.111	**0.111**	0.052	**0.052**	0.03
5	Body	F	LTE Band41 PC3	41490	2680	50RB-High	Rear	10mm	\	22.79	22.80	0.103	**0.103**	0.052	**0.052**	-0.06
5	Body	F	LTE Band41 PC3	41490	2680	50RB-High	Right	10mm	\	22.79	22.80	0.370	**0.371**	0.178	**0.178**	-0.15
5	Body	F	LTE Band41 PC3	41490	2680	50RB-High	Top	10mm	\	22.79	22.80	0.033	**0.033**	0.017	**0.017**	0.12
5	Body	F	LTE Band41 PC3	41490	2680	1RB-Low	Right	10mm	ULCA	23.56	23.80	0.428	**0.452**	0.201	**0.212**	0.16

©Copyright. All rights reserved by CTTL.

ANT	RF Exposure Conditions	Phantom position L/R/F	Frequency Band	Channel Number	Frequency (MHz)	Mode/RB	Test setup	Distance	Figure No./Note	EUT Measured Power (dBm)	Tune up (dBm)	Measured SAR 1g (W/kg)	Calculated SAR 1g (W/kg)	Measured SAR 10g (W/kg)	Calculated SAR 10g (W/kg)	Power Drift
2	Head	L	LTE Band41 PC2	41490	2680	1RB-Low	Cheek Left	0mm	\	22.58	23.00	0.568	**0.626**	0.243	**0.268**	0.03
2	Head	L	LTE Band41 PC2	41490	2680	1RB-Low	Tilt Left	0mm	\	22.58	23.00	0.883	**0.973**	0.335	**0.369**	0.01
2	Head	L	LTE Band41 PC2	41055	2636.5	1RB-Low	Tilt Left	0mm	\	22.57	23.00	0.743	**0.820**	0.305	**0.337**	0.01
2	Head	L	LTE Band41 PC2	40620	2593	1RB-Low	Tilt Left	0mm	\	22.51	23.00	0.608	**0.681**	0.262	**0.293**	-0.08
2	Head	L	LTE Band41 PC2	40185	2549.5	1RB-Low	Tilt Left	0mm	\	22.55	23.00	0.540	**0.599**	0.241	**0.267**	0.16
2	Head	L	LTE Band41 PC2	39750	2506	1RB-Low	Tilt Left	0mm	\	22.52	23.00	0.440	**0.491**	0.204	**0.228**	0.16
2	Head	R	LTE Band41 PC2	41490	2680	1RB-Low	Cheek Right	0mm	\	22.58	23.00	0.568	**0.626**	0.240	**0.264**	0.02
2	Head	R	LTE Band41 PC2	41490	2680	1RB-Low	Tilt Right	0mm	\	22.58	23.00	0.767	**0.845**	0.318	**0.350**	-0.12
2	Head	L	LTE Band41 PC2	41055	2636.5	1RB-Low	Tilt Right	0mm	\	22.57	23.00	0.645	**0.712**	0.290	**0.320**	0.02
2	Head	L	LTE Band41 PC2	40620	2593	1RB-Low	Tilt Right	0mm	\	22.51	23.00	0.528	**0.591**	0.249	**0.279**	-0.05
2	Head	L	LTE Band41 PC2	40185	2549.5	1RB-Low	Tilt Right	0mm	\	22.55	23.00	0.469	**0.520**	0.229	**0.254**	-0.08
2	Head	L	LTE Band41 PC2	39750	2506	1RB-Low	Tilt Right	0mm	\	22.52	23.00	0.382	**0.427**	0.194	**0.217**	-0.12
2	Head	L	LTE Band41 PC2	41490	2680	50RB-High	Cheek Left	0mm	\	22.56	23.00	0.596	**0.660**	0.250	**0.277**	0.13
2	Head	L	LTE Band41 PC2	41490	2680	50RB-High	Tilt Left	0mm	FIG A.91	22.56	23.00	0.938	**1.038**	0.352	**0.390**	0.07
2	Head	L	LTE Band41 PC2	41055	2636.5	50RB-High	Tilt Left	0mm	\	22.56	23.00	0.789	**0.873**	0.321	**0.355**	0.19
2	Head	L	LTE Band41 PC2	40620	2593	50RB-High	Tilt Left	0mm	\	22.55	23.00	0.646	**0.717**	0.275	**0.305**	-0.13
2	Head	L	LTE Band41 PC2	40185	2549.5	50RB-High	Tilt Left	0mm	\	22.53	23.00	0.574	**0.640**	0.253	**0.282**	-0.02
2	Head	L	LTE Band41 PC2	39750	2506	50RB-High	Tilt Left	0mm	\	22.54	23.00	0.467	**0.519**	0.214	**0.238**	-0.06
2	Head	R	LTE Band41 PC2	41490	2680	50RB-High	Cheek Right	0mm	\	22.56	23.00	0.590	**0.653**	0.251	**0.278**	0.16
2	Head	R	LTE Band41 PC2	41490	2680	50RB-High	Tilt Right	0mm	\	22.56	23.00	0.778	**0.861**	0.326	**0.361**	-0.14
2	Head	L	LTE Band41 PC2	41055	2636.5	50RB-High	Tilt Right	0mm	\	22.56	23.00	0.655	**0.725**	0.297	**0.329**	0.03
2	Head	L	LTE Band41 PC2	40620	2593	50RB-High	Tilt Right	0mm	\	22.55	23.00	0.536	**0.595**	0.255	**0.283**	-0.01
2	Head	L	LTE Band41 PC2	40185	2549.5	50RB-High	Tilt Right	0mm	\	22.53	23.00	0.476	**0.530**	0.235	**0.262**	0.17
2	Head	L	LTE Band41 PC2	39750	2506	50RB-High	Tilt Right	0mm	\	22.54	23.00	0.388	**0.431**	0.199	**0.221**	0.16
2	Head	R	LTE Band41 PC2	41490	2680	1000RB	Tilt Left	0mm	\	22.61	23.00	0.856	**0.936**	0.330	**0.361**	0.15
2	Head	R	LTE Band41 PC2	41490	2680	1000RB	Tilt Right	0mm	\	22.61	23.00	0.759	**0.830**	0.315	**0.345**	0.02
2	Body	F	LTE Band41 PC2	41490	2680	1RB-Low	Front	11mm	\	25.58	26.00	0.198	**0.218**	0.096	**0.106**	-0.03
2	Body	F	LTE Band41 PC2	41490	2680	1RB-Low	Rear	10mm	\	25.58	26.00	0.125	**0.138**	0.067	**0.074**	-0.14
2	Body	F	LTE Band41 PC2	41490	2680	1RB-Low	Left	10mm	\	25.58	26.00	0.050	**0.055**	0.028	**0.031**	-0.01
2	Body	F	LTE Band41 PC2	41490	2680	1RB-Low	Top	11mm	FIG A.92	25.42	26.00	0.640	**0.731**	0.309	**0.353**	0.03
2	Body	F	LTE Band41 PC2	41055	2636.5	50RB-High	Front	11mm	\	25.53	26.00	0.203	**0.226**	0.099	**0.110**	0.08
2	Body	F	LTE Band41 PC2	41055	2636.5	50RB-High	Rear	10mm	\	25.53	26.00	0.123	**0.137**	0.068	**0.076**	0.08
2	Body	F	LTE Band41 PC2	41055	2636.5	50RB-High	Left	10mm	\	25.53	26.00	0.048	**0.053**	0.027	**0.030**	0.18
2	Body	F	LTE Band41 PC2	41055	2636.5	50RB-High	Top	11mm	\	25.52	26.00	0.502	**0.561**	0.237	**0.265**	0.08
2	Body	F	LTE Band41 PC2	41490	2680	1RB-Low	Front	10mm	\	24.61	25.00	0.199	**0.218**	0.097	**0.106**	0.09
2	Body	F	LTE Band41 PC2	41490	2680	1RB-Low	Top	10mm	\	24.61	25.00	0.565	**0.618**	0.275	**0.301**	-0.01
2	Body	F	LTE Band41 PC2	41490	2680	50RB-Mid	Front	10mm	\	24.55	25.00	0.208	**0.231**	0.101	**0.112**	0.18
2	Body	F	LTE Band41 PC2	41490	2680	50RB-Mid	Top	10mm	\	24.55	25.00	0.594	**0.659**	0.287	**0.318**	-0.02
3	Head	L	LTE Band41 PC2	41490	2680	1RB-Low	Cheek Left	0mm	\	26.14	26.30	0.145	**0.150**	0.070	**0.073**	-0.03
3	Head	L	LTE Band41 PC2	41490	2680	1RB-Low	Tilt Left	0mm	\	26.14	26.30	0.098	**0.102**	0.046	**0.048**	-0.11
3	Head	R	LTE Band41 PC2	41490	2680	1RB-Low	Cheek Right	0mm	FIG A.93	26.14	26.30	0.259	**0.269**	0.116	**0.120**	0.18
3	Head	R	LTE Band41 PC2	41490	2680	1RB-Low	Tilt Right	0mm	\	26.14	26.30	0.060	**0.062**	0.028	**0.029**	0.04
3	Head	L	LTE Band41 PC2	41490	2680	50RB-High	Cheek Left	0mm	\	25.15	25.30	0.114	**0.118**	0.054	**0.056**	0.01
3	Head	L	LTE Band41 PC2	41490	2680	50RB-High	Tilt Left	0mm	\	25.15	25.30	0.068	**0.070**	0.032	**0.033**	-0.11
3	Head	R	LTE Band41 PC2	41490	2680	50RB-High	Cheek Right	0mm	\	25.15	25.30	0.191	**0.198**	0.086	**0.089**	0.12
3	Head	R	LTE Band41 PC2	41490	2680	50RB-High	Tilt Right	0mm	\	25.15	25.30	0.043	**0.045**	0.019	**0.020**	-0.03
3	Body	F	LTE Band41 PC2	41490	2680	1RB-Low	Front	10mm	\	26.14	26.30	0.075	**0.078**	0.039	**0.040**	-0.11
3	Body	F	LTE Band41 PC2	41490	2680	1RB-Low	Rear	10mm	\	26.14	26.30	0.195	**0.202**	0.104	**0.108**	-0.09
3	Body	F	LTE Band41 PC2	41490	2680	1RB-Low	Right	10mm	FIG A.94	26.14	26.30	0.329	**0.341**	0.158	**0.164**	0.18
3	Body	F	LTE Band41 PC2	41490	2680	50RB-High	Front	10mm	\	25.15	25.30	0.059	**0.061**	0.030	**0.031**	0.18
3	Body	F	LTE Band41 PC2	41490	2680	50RB-High	Rear	10mm	\	25.15	25.30	0.153	**0.158**	0.081	**0.084**	0.02
3	Body	F	LTE Band41 PC2	41490	2680	50RB-High	Right	10mm	\	25.15	25.30	0.267	**0.276**	0.128	**0.132**	0.17
4	Head	L	LTE Band41 PC2	41490	2680	1RB-Low	Cheek Left	0mm	FIG A.95	26.11	26.30	0.038	**0.040**	0.020	**0.021**	0.01
4	Head	L	LTE Band41 PC2	41490	2680	1RB-Low	Tilt Left	0mm	\	26.11	26.30	0.026	**0.027**	0.017	**0.018**	0.16
4	Head	R	LTE Band41 PC2	41490	2680	1RB-Low	Cheek Right	0mm	\	26.11	26.30	0.031	**0.032**	0.018	**0.019**	0.14
4	Head	R	LTE Band41 PC2	41490	2680	1RB-Low	Tilt Right	0mm	\	26.11	26.30	0.027	**0.028**	0.014	**0.015**	-0.06
4	Head	L	LTE Band41 PC2	41490	2680	50RB-High	Cheek Left	0mm	\	25.13	25.30	0.028	**0.029**	0.015	**0.016**	-0.09
4	Head	L	LTE Band41 PC2	41490	2680	50RB-High	Tilt Left	0mm	\	25.13	25.30	0.018	**0.019**	0.013	**0.014**	-0.13
4	Head	R	LTE Band41 PC2	41490	2680	50RB-High	Cheek Right	0mm	\	25.13	25.30	0.021	**0.022**	0.013	**0.014**	0.10
4	Head	R	LTE Band41 PC2	41490	2680	50RB-High	Tilt Right	0mm	\	25.13	25.30	0.019	**0.020**	0.010	**0.010**	0.08
4	Body	F	LTE Band41 PC2	41490	2680	1RB-Low	Front	10mm	\	26.11	26.30	0.111	**0.116**	0.060	**0.063**	-0.11
4	Body	F	LTE Band41 PC2	41490	2680	1RB-Low	Rear	10mm	\	26.11	26.30	0.450	**0.470**	0.208	**0.217**	-0.06
4	Body	F	LTE Band41 PC2	41490	2680	1RB-Low	Right	10mm	\	26.11	26.30	0.075	**0.078**	0.042	**0.044**	0.01
4	Body	F	LTE Band41 PC2	41490	2680	1RB-Low	Bottom	10mm	FIG A.96	26.11	26.30	0.465	**0.486**	0.217	**0.227**	0.07
4	Body	F	LTE Band41 PC2	41490	2680	50RB-High	Front	10mm	\	25.13	25.30	0.091	**0.095**	0.048	**0.050**	-0.16
4	Body	F	LTE Band41 PC2	41490	2680	50RB-High	Rear	10mm	\	25.13	25.30	0.370	**0.385**	0.177	**0.184**	-0.05
4	Body	F	LTE Band41 PC2	41490	2680	50RB-High	Right	10mm	\	25.13	25.30	0.063	**0.066**	0.030	**0.031**	-0.05
4	Body	F	LTE Band41 PC2	41490	2680	50RB-High	Bottom	10mm	\	25.13	25.30	0.388	**0.403**	0.189	**0.197**	-0.01
5	Head	L	LTE Band41 PC2	41490	2680	1RB-Low	Cheek Left	0mm	\	24.37	25.30	0.786	**0.974**	0.317	**0.393**	0.12
5	Head	L	LTE Band41 PC2	41055	2636.5	1RB-Low	Cheek Left	0mm	\	24.44	25.30	0.742	**0.904**	0.307	**0.374**	-0.11
5	Head	L	LTE Band41 PC2	40620	2593	1RB-Low	Cheek Left	0mm	\	24.49	25.30	0.871	**1.050**	0.351	**0.423**	0.13
5	Head	L	LTE Band41 PC2	40185	2549.5	1RB-Low	Cheek Left	0mm	FIG A.97	24.41	25.30	0.919	**1.128**	0.371	**0.455**	-0.13
5	Head	L	LTE Band41 PC2	39750	2506	1RB-High	Cheek Left	0mm	\	24.64	25.30	0.701	**0.816**	0.272	**0.317**	-0.03
5	Head	L	LTE Band41 PC2	39750	2506	1RB-High	Tilt Left	0mm	\	24.64	25.30	0.182	**0.212**	0.080	**0.093**	0.05
5	Head	R	LTE Band41 PC2	39750	2506	1RB-High	Cheek Right	0mm	\	24.64	25.30	0.236	**0.275**	0.107	**0.125**	-0.10
5	Head	R	LTE Band41 PC2	39750	2506	1RB-High	Tilt Right	0mm	\	24.64	25.30	0.092	**0.107**	0.045	**0.052**	0.06
5	Head	L	LTE Band41 PC2	39750	2506	50RB-High	Cheek Left	0mm	\	23.61	24.30	0.489	**0.573**	0.195	**0.229**	0.08
5	Head	L	LTE Band41 PC2	39750	2506	50RB-High	Tilt Left	0mm	\	23.61	24.30	0.142	**0.166**	0.063	**0.074**	0.09
5	Head	R	LTE Band41 PC2	39750	2506	50RB-High	Cheek Right	0mm	\	23.61	24.30	0.184	**0.216**	0.085	**0.100**	-0.17
5	Head	R	LTE Band41 PC2	39750	2506	50RB-High	Tilt Right	0mm	\	23.61	24.30	0.069	**0.081**	0.033	**0.039**	-0.03
5	Head	L	LTE Band41 PC2	40620	2593	100RB	Cheek Left	0mm	\	23.53	24.30	0.465	**0.555**	0.183	**0.218**	0.15
5	Body	F	LTE Band41 PC2	39750	2506	1RB-High	Front	10mm	\	24.64	25.30	0.175	**0.204**	0.080	**0.093**	0.09
5	Body	F	LTE Band41 PC2	39750	2506	1RB-High	Rear	10mm	\	24.64	25.30	0.175	**0.204**	0.085	**0.099**	0.17
5	Body	F	LTE Band41 PC2	39750	2506	1RB-High	Right	10mm	FIG A.98	24.64	25.30	0.618	**0.719**	0.284	**0.331**	0.04
5	Body	F	LTE Band41 PC2	39750	2506	1RB-High	Top	10mm	\	24.64	25.30	0.055	**0.064**	0.025	**0.029**	-0.04
5	Body	F	LTE Band41 PC2	39750	2506	50RB-High	Front	10mm	\	23.61	24.30	0.139	**0.163**	0.066	**0.077**	0.10
5	Body	F	LTE Band41 PC2	39750	2506	50RB-High	Rear	10mm	\	23.61	24.30	0.132	**0.155**	0.064	**0.075**	-0.16
5	Body	F	LTE Band41 PC2	39750	2506	50RB-High	Right	10mm	\	23.61	24.30	0.481	**0.564**	0.222	**0.260**	0.06
5	Body	F	LTE Band41 PC2	39750	2506	50RB-High	Top	10mm	\	23.61	24.30	0.041	**0.048**	0.021	**0.025**	-0.18

©Copyright. All rights reserved by CTTL.

ANT	RF Exposure Conditions	Phantom position L/R/F	Frequency Band	Channel Number	Frequency (MHz)	Mode/RB	Test setup	Distance	Figure No./Note	EUT Measured Power (dBm)	Tune up (dBm)	Measured SAR 1g (W/kg)	Calculated SAR 1g (W/kg)	Measured SAR 10g (W/kg)	Calculated SAR 10g (W/kg)	Power Drift
2	Head	L	LTE Band48	55340	3560	1RB-Low	Cheek Left	0mm	\	24.12	24.80	0.406	**0.475**	0.157	**0.184**	-0.16
2	Head	L	LTE Band48	55340	3560	1RB-Low	Tilt Left	0mm	\	24.12	24.80	0.624	**0.730**	0.224	**0.262**	0.17
2	Head	R	LTE Band48	55340	3560	1RB-Low	Cheek Right	0mm	\	24.12	24.80	0.635	**0.743**	0.233	**0.272**	-0.19
2	Head	R	LTE Band48	56640	3690	1RB-Low	Tilt Right	0mm	\	23.86	24.80	0.743	**0.923**	0.267	**0.332**	0.18
2	Head	R	LTE Band48	55990	3625	1RB-Mid	Tilt Right	0mm	\	24.08	24.80	0.762	**0.899**	0.281	**0.332**	0.11
2	Head	R	LTE Band48	55340	3560	1RB-Low	Tilt Right	0mm	FIG A.99	24.12	24.80	0.797	**0.932**	0.296	**0.346**	-0.14
2	Head	L	LTE Band48	55340	3560	50RB-Mid	Cheek Left	0mm	\	23.18	23.80	0.329	**0.379**	0.129	**0.149**	0.12
2	Head	L	LTE Band48	55340	3560	50RB-Mid	Tilt Left	0mm	\	23.18	23.80	0.506	**0.584**	0.182	**0.210**	0.03
2	Head	R	LTE Band48	55340	3560	50RB-Mid	Cheek Right	0mm	\	23.18	23.80	0.506	**0.584**	0.185	**0.213**	-0.09
2	Head	R	LTE Band48	55340	3560	50RB-Mid	Tilt Right	0mm	\	23.18	23.80	0.642	**0.741**	0.238	**0.275**	-0.08
2	Head	R	LTE Band48	55340	3560	100RB	Tilt Right	0mm	\	23.15	23.80	0.619	**0.719**	0.217	**0.252**	0.03
2	Head	R	LTE Band48	55340	3560	1RB-Low	Tilt Right	0mm	ULCA	24.05	24.80	0.749	**0.890**	0.265	**0.315**	0.14
2	Body	F	LTE Band48	55340	3560	1RB-Low	Front	10mm	\	24.12	24.80	0.139	**0.163**	0.065	**0.076**	0.02
2	Body	F	LTE Band48	55340	3560	1RB-Low	Rear	10mm	\	24.12	24.80	0.266	**0.311**	0.122	**0.143**	0.14
2	Body	F	LTE Band48	55340	3560	1RB-Low	Left	10mm	\	24.12	24.80	0.109	**0.127**	0.056	**0.065**	0.18
2	Body	F	LTE Band48	56640	3690	1RB-Mid	Top	10mm	\	23.86	24.80	0.664	**0.824**	0.254	**0.315**	-0.03
2	Body	F	LTE Band48	55990	3625	1RB-Mid	Top	10mm	FIG A.100	24.08	24.80	0.703	**0.830**	0.279	**0.329**	-0.17
2	Body	F	LTE Band48	55340	3560	1RB-Low	Top	10mm	\	24.12	24.80	0.689	**0.806**	0.267	**0.312**	-0.14
2	Body	F	LTE Band48	55340	3560	50RB-Mid	Front	10mm	\	23.18	23.80	0.101	**0.116**	0.048	**0.055**	0.06
2	Body	F	LTE Band48	55340	3560	50RB-Mid	Rear	10mm	\	23.18	23.80	0.203	**0.234**	0.095	**0.110**	-0.11
2	Body	F	LTE Band48	55340	3560	50RB-Mid	Left	10mm	\	23.18	23.80	0.090	**0.104**	0.047	**0.054**	-0.17
2	Body	F	LTE Band48	55340	3560	50RB-Mid	Top	10mm	\	23.18	23.80	0.528	**0.609**	0.225	**0.260**	0.07
2	Body	F	LTE Band48	55340	3560	100RB	Top	10mm	\	23.15	23.80	0.517	**0.600**	0.219	**0.254**	0.12
2	Body	F	LTE Band48	55340	3560	1RB-Low	Top	10mm	ULCA	24.05	24.80	0.653	**0.776**	0.251	**0.298**	0.16
3	Head	L	LTE Band48	55990	3625	1RB-Low	Cheek Left	0mm	\	22.94	23.80	0.076	**0.093**	0.037	**0.045**	-0.19
3	Head	L	LTE Band48	55990	3625	1RB-Low	Tilt Left	0mm	\	22.94	23.80	0.041	**0.050**	0.019	**0.023**	0.06
3	Head	R	LTE Band48	55990	3625	1RB-Low	Cheek Right	0mm	FIG A.101	22.94	23.80	0.153	**0.187**	0.063	**0.077**	0.08
3	Head	R	LTE Band48	55990	3625	1RB-Low	Tilt Right	0mm	\	22.94	23.80	0.026	**0.032**	0.012	**0.015**	-0.12
3	Head	L	LTE Band48	55990	3625	50RB-Low	Cheek Left	0mm	\	22.02	22.80	0.061	**0.073**	0.029	**0.035**	-0.05
3	Head	L	LTE Band48	55990	3625	50RB-Low	Tilt Left	0mm	\	22.02	22.80	0.035	**0.042**	0.016	**0.019**	-0.02
3	Head	R	LTE Band48	55990	3625	50RB-Low	Cheek Right	0mm	\	22.02	22.80	0.123	**0.147**	0.051	**0.061**	-0.16
3	Head	R	LTE Band48	55990	3625	50RB-Low	Tilt Right	0mm	\	22.02	22.80	0.018	**0.022**	0.009	**0.011**	0.06
3	Head	R	LTE Band48	55340	3560	1RB-Low	Cheek Right	0mm	ULCA	22.80	23.80	0.106	**0.133**	0.048	**0.060**	0.14
3	Body	F	LTE Band48	55990	3625	1RB-Low	Front	10mm	\	22.94	23.80	0.069	**0.084**	0.028	**0.034**	0.11
3	Body	F	LTE Band48	55990	3625	1RB-Low	Rear	10mm	\	22.94	23.80	0.286	**0.349**	0.131	**0.160**	-0.07
3	Body	F	LTE Band48	55990	3625	1RB-Low	Right	10mm	FIG A.102	22.94	23.80	0.561	**0.684**	0.224	**0.273**	0.05
3	Body	F	LTE Band48	55990	3625	50RB-Low	Front	10mm	\	22.02	22.80	0.058	**0.069**	0.022	**0.026**	-0.09
3	Body	F	LTE Band48	55990	3625	50RB-Low	Rear	10mm	\	22.02	22.80	0.232	**0.278**	0.106	**0.127**	0.12
3	Body	F	LTE Band48	55990	3625	50RB-Low	Right	10mm	\	22.02	22.80	0.450	**0.539**	0.181	**0.217**	0.01
3	Body	F	LTE Band48	55340	3560	1RB-Low	Right	10mm	ULCA	22.80	23.80	0.531	**0.668**	0.203	**0.256**	0.14
0	Head	L	LTE Band48	55990	3625	1RB-High	Cheek Left	0mm	\	22.78	23.80	0.131	**0.166**	0.062	**0.078**	0.03
0	Head	L	LTE Band48	55990	3625	1RB-High	Tilt Left	0mm	\	22.78	23.80	0.042	**0.053**	0.017	**0.022**	-0.12
0	Head	R	LTE Band48	55990	3625	1RB-High	Cheek Right	0mm	FIG A.103	22.78	23.80	0.245	**0.310**	0.106	**0.134**	-0.07
0	Head	R	LTE Band48	55990	3625	1RB-High	Tilt Right	0mm	\	22.78	23.80	0.044	**0.056**	0.018	**0.023**	-0.15
0	Head	L	LTE Band48	55990	3625	50RB-High	Cheek Left	0mm	\	21.58	22.80	0.119	**0.158**	0.058	**0.077**	0.15
0	Head	L	LTE Band48	55990	3625	50RB-High	Tilt Left	0mm	\	21.58	22.80	0.122	**0.162**	0.061	**0.081**	-0.11
0	Head	R	LTE Band48	55990	3625	50RB-High	Cheek Right	0mm	\	21.58	22.80	0.195	**0.258**	0.084	**0.111**	-0.12
0	Head	R	LTE Band48	55990	3625	50RB-High	Tilt Right	0mm	\	21.58	22.80	0.114	**0.151**	0.054	**0.072**	-0.08
0	Head	R	LTE Band48	55340	3560	1RB-Low	Cheek Right	0mm	ULCA	22.62	23.80	0.206	**0.270**	0.091	**0.119**	0.14
0	Body	F	LTE Band48	55990	3625	1RB-High	Front	10mm	\	22.78	23.80	0.059	**0.075**	0.029	**0.037**	0.06
0	Body	F	LTE Band48	55990	3625	1RB-High	Rear	10mm	\	22.78	23.80	0.094	**0.119**	0.046	**0.058**	-0.04
0	Body	F	LTE Band48	55990	3625	1RB-High	Right	10mm	FIG A.104	22.78	23.80	0.195	**0.247**	0.085	**0.108**	0.07
0	Body	F	LTE Band48	55340	3560	50RB-High	Front	10mm	\	21.58	22.80	0.062	**0.082**	0.029	**0.038**	-0.14
0	Body	F	LTE Band48	55340	3560	50RB-High	Rear	10mm	\	21.58	22.80	0.082	**0.109**	0.038	**0.050**	0.12
0	Body	F	LTE Band48	55340	3560	50RB-High	Right	10mm	\	21.58	22.80	0.159	**0.211**	0.069	**0.091**	-0.15
0	Body	F	LTE Band48	55340	3560	1RB-Low	Right	10mm	ULCA	22.62	23.80	0.172	**0.226**	0.078	**0.102**	0.14
7	Head	L	LTE Band48	55340	3560	1RB-Mid	Cheek Left	0mm	\	20.54	21.80	0.299	**0.400**	0.113	**0.151**	-0.08
7	Head	L	LTE Band48	55340	3560	1RB-Mid	Tilt Left	0mm	FIG A.105	20.54	21.80	0.431	**0.576**	0.168	**0.225**	0.07
7	Head	R	LTE Band48	55340	3560	1RB-Mid	Cheek Right	0mm	\	20.54	21.80	0.250	**0.334**	0.088	**0.118**	-0.19
7	Head	R	LTE Band48	55340	3560	1RB-Mid	Tilt Right	0mm	\	20.54	21.80	0.373	**0.499**	0.132	**0.176**	0.09
7	Head	L	LTE Band48	55340	3560	50RB-Mid	Cheek Left	0mm	\	19.72	20.80	0.228	**0.292**	0.086	**0.110**	0.10
7	Head	L	LTE Band48	55340	3560	50RB-Mid	Tilt Left	0mm	\	19.72	20.80	0.346	**0.444**	0.135	**0.173**	0.10
7	Head	R	LTE Band48	55340	3560	50RB-Mid	Cheek Right	0mm	\	19.72	20.80	0.197	**0.253**	0.069	**0.088**	-0.06
7	Head	R	LTE Band48	55340	3560	50RB-Mid	Tilt Right	0mm	\	19.72	20.80	0.297	**0.381**	0.106	**0.136**	0.04
7	Head	L	LTE Band48	55340	3560	1RB-Low	Tilt Left	0mm	ULCA	20.39	21.80	0.396	**0.548**	0.141	**0.195**	0.02
7	Body	F	LTE Band48	55340	3560	1RB-Mid	Front	10mm	\	20.54	21.80	0.058	**0.078**	0.028	**0.037**	-0.06
7	Body	F	LTE Band48	55340	3560	1RB-Mid	Rear	10mm	\	20.54	21.80	0.145	**0.194**	0.069	**0.092**	-0.13
7	Body	F	LTE Band48	55340	3560	1RB-Mid	Right	10mm	\	20.54	21.80	0.031	**0.041**	0.016	**0.021**	-0.08
7	Body	F	LTE Band48	56640	3690	1RB-Mid	Top	10mm	\	20.29	21.80	0.464	**0.657**	0.175	**0.248**	-0.11
7	Body	F	LTE Band48	55990	3625	1RB-Mid	Top	10mm	\	20.02	21.80	0.538	**0.811**	0.197	**0.297**	-0.07
7	Body	F	LTE Band48	55340	3560	1RB-Mid	Top	10mm	FIG A.106	20.54	21.80	0.642	**0.858**	0.233	**0.311**	0.03
7	Body	F	LTE Band48	55340	3560	50RB-Mid	Front	10mm	\	19.72	20.80	0.047	**0.060**	0.013	**0.017**	0.19
7	Body	F	LTE Band48	55340	3560	50RB-Mid	Rear	10mm	\	19.72	20.80	0.116	**0.149**	0.055	**0.071**	-0.04
7	Body	F	LTE Band48	55340	3560	50RB-Mid	Right	10mm	\	19.72	20.80	0.049	**0.063**	0.013	**0.017**	0.09
7	Body	F	LTE Band48	55340	3560	50RB-Mid	Top	10mm	\	19.72	20.80	0.449	**0.576**	0.180	**0.231**	-0.02
7	Body	F	LTE Band48	55340	3560	100RB	Top	10mm	\	19.67	20.80	0.428	**0.555**	0.166	**0.215**	0.16
7	Body	F	LTE Band48	55340	3560	1RB-Mid	Top	10mm	ULCA	20.39	21.80	0.613	**0.848**	0.215	**0.297**	0.14

©Copyright. All rights reserved by CTTL.

ANT	RF Exposure Conditions	Phantom position L/R/F	Frequency Band	Channel Number	Frequency (MHz)	Mode/RB	Test setup	Distance	Figure No./Note	EUT Measured Power (dBm)	Tune up (dBm)	Measured SAR 1g (W/kg)	Calculated SAR 1g (W/kg)	Measured SAR 10g (W/kg)	Calculated SAR 10g (W/kg)	Power Drift
2	Head	L	LTE Band66	132072	1720	1RB-Mid	Cheek Left	0mm	\	22.81	23.30	0.372	**0.416**	0.207	**0.232**	0.03
2	Head	L	LTE Band66	132072	1720	1RB-Mid	Tilt Left	0mm	\	22.81	23.30	0.582	**0.652**	0.312	**0.349**	0.11
2	Head	R	LTE Band66	132072	1720	1RB-Mid	Cheek Right	0mm	\	22.81	23.30	0.428	**0.479**	0.231	**0.259**	0.16
2	Head	R	LTE Band66	132072	1720	1RB-Mid	Tilt Right	0mm	\	22.81	23.30	0.616	**0.690**	0.334	**0.374**	0.15
2	Head	L	LTE Band66	132572	1770	50RB-Mid	Cheek Left	0mm	\	22.88	23.30	0.382	**0.421**	0.213	**0.235**	-0.19
2	Head	L	LTE Band66	132572	1770	50RB-Mid	Tilt Left	0mm	\	22.88	23.30	0.599	**0.660**	0.321	**0.354**	-0.09
2	Head	R	LTE Band66	132572	1770	50RB-Mid	Cheek Right	0mm	\	22.88	23.30	0.446	**0.491**	0.242	**0.267**	0.02
2	Head	R	LTE Band66	132572	1770	50RB-Mid	Tilt Right	0mm	\	22.88	23.30	0.756	**0.833**	0.395	**0.435**	0.12
2	Head	R	LTE Band66	132322	1745	50RB-Mid	Tilt Right	0mm	FIG A.107	22.79	23.30	0.778	**0.875**	0.408	**0.459**	-0.07
2	Head	R	LTE Band66	132072	1720	50RB-Mid	Tilt Right	0mm	\	22.73	23.30	0.738	**0.842**	0.389	**0.444**	0.04
2	Head	R	LTE Band66	132572	1770	100RB	Tilt Right	0mm	\	22.79	23.30	0.721	**0.811**	0.381	**0.428**	0.01
2	Head	R	LTE Band66	132072	1720	1RB-High	Tilt Right	0mm	ULCA	22.27	23.30	0.605	**0.767**	0.316	**0.401**	0.09
2	Body	F	LTE Band66	132072	1720	1RB-Mid	Front	11mm	\	22.81	23.30	0.196	**0.219**	0.113	**0.126**	-0.14
2	Body	F	LTE Band66	132072	1720	1RB-Mid	Rear	10mm	\	22.81	23.30	0.229	**0.256**	0.134	**0.150**	0.14
2	Body	F	LTE Band66	132072	1720	1RB-Mid	Left	10mm	\	22.81	23.30	0.116	**0.130**	0.064	**0.072**	0.10
2	Body	F	LTE Band66	132572	1770	1RB-High	Top	11mm	\	22.78	23.30	0.739	**0.833**	0.371	**0.418**	-0.19
2	Body	F	LTE Band66	132322	1745	1RB-High	Top	11mm	\	22.72	23.30	0.719	**0.822**	0.361	**0.413**	0.19
2	Body	F	LTE Band66	132072	1720	1RB-Mid	Top	11mm	\	22.81	23.30	0.729	**0.816**	0.367	**0.411**	-0.12
2	Body	F	LTE Band66	132572	1770	50RB-Mid	Front	11mm	\	22.88	23.30	0.172	**0.189**	0.099	**0.109**	-0.08
2	Body	F	LTE Band66	132572	1770	50RB-Mid	Rear	10mm	\	22.88	23.30	0.208	**0.229**	0.117	**0.129**	-0.12
2	Body	F	LTE Band66	132572	1770	50RB-Mid	Left	10mm	\	22.88	23.30	0.115	**0.127**	0.063	**0.069**	-0.08
2	Body	F	LTE Band66	132572	1770	50RB-Mid	Top	11mm	FIG A.108	22.88	23.30	0.781	**0.860**	0.397	**0.437**	0.16
2	Body	F	LTE Band66	132322	1745	50RB-Mid	Top	11mm	\	22.79	23.30	0.752	**0.846**	0.381	**0.428**	-0.08
2	Body	F	LTE Band66	132072	1720	50RB-Mid	Top	11mm	\	22.73	23.30	0.712	**0.812**	0.361	**0.412**	-0.06
2	Body	F	LTE Band66	132572	1770	100RB	Top	11mm	\	22.79	23.30	0.733	**0.824**	0.376	**0.423**	-0.03
2	Body	F	LTE Band66	132572	1770	1RB-High	Front	10mm	\	21.68	22.30	0.130	**0.150**	0.087	**0.100**	0.07
2	Body	F	LTE Band66	132572	1770	1RB-High	Top	10mm	\	21.68	22.30	0.667	**0.769**	0.335	**0.386**	-0.06
2	Body	F	LTE Band66	132572	1770	50RB-Mid	Front	10mm	\	21.77	22.30	0.117	**0.132**	0.082	**0.093**	0.19
2	Body	F	LTE Band66	132572	1770	50RB-Mid	Top	10mm	\	21.77	22.30	0.691	**0.781**	0.347	**0.392**	-0.15
2	Body	F	LTE Band66	132072	1720	1RB-High	Top	11mm	ULCA	22.27	23.30	0.593	**0.752**	0.307	**0.389**	0.15
3	Head	L	LTE Band66	132072	1720	1RB-Low	Cheek Left	0mm	\	24.33	24.80	0.098	**0.109**	0.065	**0.072**	-0.10
3	Head	L	LTE Band66	132072	1720	1RB-Low	Tilt Left	0mm	\	24.33	24.80	0.064	**0.071**	0.041	**0.046**	-0.12
3	Head	R	LTE Band66	132072	1720	1RB-Low	Cheek Right	0mm	FIG A.109	24.33	24.80	0.221	**0.246**	0.130	**0.145**	0.12
3	Head	R	LTE Band66	132072	1720	1RB-Low	Tilt Right	0mm	\	24.33	24.80	0.041	**0.046**	0.028	**0.031**	0.07
3	Head	L	LTE Band66	132572	1770	50RB-Mid	Cheek Left	0mm	\	23.23	23.80	0.089	**0.101**	0.060	**0.068**	-0.04
3	Head	L	LTE Band66	132572	1770	50RB-Mid	Tilt Left	0mm	\	23.23	23.80	0.058	**0.066**	0.039	**0.044**	-0.09
3	Head	R	LTE Band66	132572	1770	50RB-Mid	Cheek Right	0mm	\	23.23	23.80	0.197	**0.225**	0.116	**0.132**	0.11
3	Head	R	LTE Band66	132572	1770	50RB-Mid	Tilt Right	0mm	\	23.23	23.80	0.045	**0.051**	0.029	**0.033**	0.08
3	Head	R	LTE Band66	132072	1720	1RB-High	Cheek Right	0mm	ULCA	24.18	24.80	0.193	**0.223**	0.110	**0.127**	0.03
3	Body	F	LTE Band66	132572	1770	1RB-High	Front	10mm	\	23.56	24.30	0.105	**0.125**	0.058	**0.069**	0.15
3	Body	F	LTE Band66	132572	1770	1RB-High	Rear	10mm	\	23.56	24.30	0.253	**0.300**	0.137	**0.162**	0.18
3	Body	F	LTE Band66	132572	1770	1RB-High	Right	10mm	\	23.56	24.30	0.548	**0.650**	0.268	**0.318**	-0.09
3	Body	F	LTE Band66	132072	1720	50RB-Mid	Front	10mm	\	23.24	23.80	0.109	**0.124**	0.060	**0.068**	-0.16
3	Body	F	LTE Band66	132072	1720	50RB-Mid	Rear	10mm	\	23.24	23.80	0.264	**0.300**	0.144	**0.164**	0.11
3	Body	F	LTE Band66	132072	1720	50RB-Mid	Right	10mm	FIG A.110	23.24	23.80	0.574	**0.653**	0.283	**0.322**	0.10
3	Body	F	LTE Band66	132072	1720	1RB-High	1RB-High	10mm	ULCA	23.43	24.30	0.483	**0.590**	0.224	**0.274**	0.14
4	Head	L	LTE Band66	132572	1770	1RB-High	Cheek Left	0mm	FIG A.111	24.54	24.80	0.092	**0.098**	0.059	**0.063**	0.17
4	Head	L	LTE Band66	132572	1770	1RB-High	Tilt Left	0mm	\	24.54	24.80	0.054	**0.057**	0.036	**0.038**	0.11
4	Head	R	LTE Band66	132572	1770	1RB-High	Cheek Right	0mm	\	24.54	24.80	0.066	**0.070**	0.041	**0.044**	-0.06
4	Head	R	LTE Band66	132572	1770	1RB-High	Tilt Right	0mm	\	24.54	24.80	0.051	**0.054**	0.034	**0.036**	-0.15
4	Head	L	LTE Band66	132322	1745	50RB-High	Cheek Left	0mm	\	23.36	23.80	0.088	**0.097**	0.056	**0.062**	-0.07
4	Head	L	LTE Band66	132322	1745	50RB-High	Tilt Left	0mm	\	23.36	23.80	0.040	**0.044**	0.029	**0.032**	-0.03
4	Head	R	LTE Band66	132322	1745	50RB-High	Cheek Right	0mm	\	23.36	23.80	0.058	**0.064**	0.034	**0.038**	0.16
4	Head	R	LTE Band66	132322	1745	50RB-High	Tilt Right	0mm	\	23.36	23.80	0.036	**0.040**	0.030	**0.033**	0.01
4	Head	L	LTE Band66	132072	1720	1RB-High	Cheek Left	0mm	ULCA	24.29	24.80	0.086	**0.097**	0.052	**0.058**	0.11
4	Body	F	LTE Band66	132572	1770	1RB-High	Front	10mm	\	24.54	24.80	0.195	**0.207**	0.128	**0.136**	-0.11
4	Body	F	LTE Band66	132572	1770	1RB-High	Rear	10mm	\	24.54	24.80	0.651	**0.691**	0.365	**0.388**	-0.15
4	Body	F	LTE Band66	132572	1770	1RB-High	Left	10mm	\	24.54	24.80	0.142	**0.151**	0.087	**0.092**	0.08
4	Body	F	LTE Band66	132572	1770	1RB-High	Bottom	11mm	\	24.54	24.80	0.909	**0.965**	0.476	**0.505**	0.15
4	Body	F	LTE Band66	132322	1745	1RB-High	Bottom	11mm	FIG A.112	24.36	24.80	0.933	**1.032**	0.492	**0.544**	0.09
4	Body	F	LTE Band66	132072	1720	1RB-High	Bottom	11mm	\	24.20	24.80	0.846	**0.971**	0.450	**0.517**	0.01
4	Body	F	LTE Band66	132322	1745	50RB-High	Front	10mm	\	23.36	23.80	0.168	**0.186**	0.113	**0.125**	-0.06
4	Body	F	LTE Band66	132322	1745	50RB-High	Rear	10mm	\	23.36	23.80	0.613	**0.678**	0.345	**0.382**	-0.16
4	Body	F	LTE Band66	132322	1745	50RB-High	Left	10mm	\	23.36	23.80	0.120	**0.133**	0.073	**0.081**	0.16
4	Body	F	LTE Band66	132322	1745	50RB-High	Bottom	11mm	\	23.36	23.80	0.641	**0.709**	0.340	**0.376**	0.15
4	Body	F	LTE Band66	132572	1770	1000RB	Bottom	11mm	\	23.31	23.80	0.533	**0.597**	0.282	**0.316**	0.03
4	Body	F	LTE Band66	132322	1745	1RB-High	Bottom	10mm	\	22.42	22.80	0.470	**0.513**	0.259	**0.283**	-0.02
4	Body	F	LTE Band66	132322	1745	50RB-Mid	Bottom	10mm	\	22.39	22.80	0.474	**0.521**	0.258	**0.284**	-0.01
4	Body	F	LTE Band66	132072	1720	1RB-High	Bottom	11mm	ULCA	24.29	24.80	0.822	**0.924**	0.439	**0.494**	0.08
5	Head	L	LTE Band66	132322	1745	1RB-High	Cheek Left	0mm	FIG A.113	23.55	24.10	0.571	**0.648**	0.279	**0.317**	0.09
5	Head	L	LTE Band66	132322	1745	1RB-High	Tilt Left	0mm	\	23.55	24.10	0.156	**0.177**	0.086	**0.098**	-0.19
5	Head	R	LTE Band66	132322	1745	1RB-High	Cheek Right	0mm	\	23.55	24.10	0.216	**0.245**	0.121	**0.137**	-0.07
5	Head	R	LTE Band66	132322	1745	1RB-High	Tilt Right	0mm	\	23.55	24.10	0.126	**0.143**	0.072	**0.082**	0.10
5	Head	L	LTE Band66	132572	1770	50RB-High	Cheek Left	0mm	\	22.49	23.10	0.479	**0.551**	0.235	**0.270**	0.17
5	Head	L	LTE Band66	132572	1770	50RB-High	Tilt Left	0mm	\	22.49	23.10	0.127	**0.146**	0.072	**0.083**	0.06
5	Head	R	LTE Band66	132572	1770	50RB-High	Cheek Right	0mm	\	22.49	23.10	0.186	**0.214**	0.103	**0.119**	0.09
5	Head	R	LTE Band66	132572	1770	50RB-High	Tilt Right	0mm	\	22.49	23.10	0.097	**0.112**	0.056	**0.064**	0.19
5	Head	L	LTE Band66	132072	1720	1RB-High	Cheek Left	0mm	ULCA	23.19	24.10	0.547	**0.675**	0.255	**0.314**	0.04
5	Body	F	LTE Band66	132322	1745	1RB-High	Front	10mm	\	22.31	23.10	0.090	**0.108**	0.055	**0.066**	0.03
5	Body	F	LTE Band66	132322	1745	1RB-High	Rear	10mm	\	22.31	23.10	0.176	**0.211**	0.104	**0.125**	0.01
5	Body	F	LTE Band66	132572	1770	1RB-High	Right	10mm	\	22.28	23.10	0.647	**0.781**	0.336	**0.406**	0.02
5	Body	F	LTE Band66	132322	1745	1RB-High	Right	10mm	\	22.31	23.10	0.675	**0.810**	0.354	**0.425**	0.15
5	Body	F	LTE Band66	132072	1720	1RB-High	Right	10mm	\	22.26	23.10	0.659	**0.800**	0.342	**0.415**	-0.09
5	Body	F	LTE Band66	132322	1745	1RB-High	Top	10mm	\	22.31	23.10	0.070	**0.084**	0.043	**0.052**	-0.09
5	Body	F	LTE Band66	132572	1770	50RB-High	Front	10mm	\	22.43	23.10	0.100	**0.117**	0.060	**0.070**	-0.10
5	Body	F	LTE Band66	132572	1770	50RB-High	Rear	10mm	\	22.43	23.10	0.189	**0.221**	0.112	**0.131**	0.16
5	Body	F	LTE Band66	132572	1770	50RB-High	Right	10mm	FIG A.114	22.43	23.10	0.738	**0.861**	0.375	**0.438**	-0.18
5	Body	F	LTE Band66	132322	1745	50RB-High	Right	10mm	\	22.42	23.10	0.735	**0.860**	0.372	**0.435**	-0.16
5	Body	F	LTE Band66	132072	1720	50RB-High	Right	10mm	\	22.40	23.10	0.731	**0.859**	0.368	**0.432**	0.13
5	Body	F	LTE Band66	132572	1770	50RB-High	Top	10mm	\	22.43	23.10	0.063	**0.074**	0.039	**0.046**	-0.18
5	Body	F	LTE Band66	132322	1745	100RB	Right	10mm	\	22.38	23.10	0.704	**0.831**	0.363	**0.428**	-0.09
5	Body	F	LTE Band66	132072	1720	1RB-High	Right	10mm	ULCA	22.21	23.10	0.689	**0.846**	0.321	**0.394**	0.05

©Copyright. All rights reserved by CTTL.

ANT	RF Exposure Conditions	Phantom position L/R/F	Frequency Band	Channel Number	Frequency (MHz)	Mode/RB	Test setup	Distance	Figure No./Note	EUT Measured Power (dBm)	Tune up (dBm)	Measured SAR 1g (W/kg)	Calculated SAR 1g (W/kg)	Measured SAR 10g (W/kg)	Calculated SAR 10g (W/kg)	Power Drift
0	Head	L	LTE Band71	133222	673	1RB-Low	Cheek Left	0mm	\	24.37	24.70	0.072	**0.078**	0.039	**0.042**	-0.17
0	Head	L	LTE Band71	133222	673	1RB-Low	Tilt Left	0mm	\	24.37	24.70	0.044	**0.047**	0.028	**0.030**	0.08
0	Head	R	LTE Band71	133222	673	1RB-Low	Cheek Right	0mm	FIG A.115	24.37	24.70	0.159	**0.172**	0.086	**0.093**	-0.17
0	Head	R	LTE Band71	133222	673	1RB-Low	Tilt Right	0mm	\	24.37	24.70	0.047	**0.051**	0.032	**0.035**	-0.10
0	Head	L	LTE Band71	133222	673	50RB-Low	Cheek Left	0mm	\	23.10	23.70	0.061	**0.070**	0.033	**0.038**	0.09
0	Head	L	LTE Band71	133222	673	50RB-Low	Tilt Left	0mm	\	23.10	23.70	0.040	**0.046**	0.026	**0.030**	-0.16
0	Head	R	LTE Band71	133222	673	50RB-Low	Cheek Right	0mm	\	23.10	23.70	0.142	**0.163**	0.073	**0.084**	-0.03
0	Head	R	LTE Band71	133222	673	50RB-Low	Tilt Right	0mm	\	23.10	23.70	0.044	**0.051**	0.029	**0.033**	0.01
0	Body	F	LTE Band71	133222	673	1RB-Low	Front	10mm	\	24.37	24.70	0.074	**0.080**	0.050	**0.054**	-0.19
0	Body	F	LTE Band71	133222	673	1RB-Low	Rear	10mm	\	24.37	24.70	0.170	**0.183**	0.107	**0.115**	-0.17
0	Body	F	LTE Band71	133222	673	1RB-Low	Right	10mm	\	24.37	24.70	0.315	**0.340**	0.179	**0.193**	0.02
0	Body	F	LTE Band71	133222	673	50RB-Low	Front	10mm	\	23.10	23.70	0.071	**0.082**	0.048	**0.055**	0.10
0	Body	F	LTE Band71	133222	673	50RB-Low	Rear	10mm	\	23.10	23.70	0.156	**0.179**	0.098	**0.113**	0.17
0	Body	F	LTE Band71	133222	673	50RB-Low	Right	10mm	FIG A.116	23.10	23.70	0.316	**0.363**	0.181	**0.208**	0.12
1	Head	L	LTE Band71	133222	673	1RB-Low	Cheek Left	0mm	\	23.46	24.00	0.013	**0.015**	0.008	**0.009**	-0.06
1	Head	L	LTE Band71	133222	673	1RB-Low	Tilt Left	0mm	\	23.46	24.00	0.009	**0.010**	0.006	**0.007**	-0.17
1	Head	R	LTE Band71	133222	673	1RB-Low	Cheek Right	0mm	FIG A.117	23.46	24.00	0.014	**0.016**	0.009	**0.010**	0.14
1	Head	R	LTE Band71	133222	673	1RB-Low	Tilt Right	0mm	\	23.46	24.00	0.011	**0.012**	0.007	**0.008**	0.06
1	Head	L	LTE Band71	133222	673	50RB-Low	Cheek Left	0mm	\	22.45	23.00	0.010	**0.011**	0.006	**0.007**	0.06
1	Head	L	LTE Band71	133222	673	50RB-Low	Tilt Left	0mm	\	22.45	23.00	0.008	**0.009**	0.005	**0.006**	0.04
1	Head	R	LTE Band71	133222	673	50RB-Low	Cheek Right	0mm	\	22.45	23.00	0.012	**0.014**	0.007	**0.008**	-0.01
1	Head	R	LTE Band71	133222	673	50RB-Low	Tilt Right	0mm	\	22.45	23.00	0.008	**0.009**	0.005	**0.006**	-0.16
1	Body	F	LTE Band71	133222	673	1RB-Low	Front	10mm	\	23.46	24.00	0.028	**0.032**	0.020	**0.023**	0.19
1	Body	F	LTE Band71	133222	673	1RB-Low	Rear	10mm	\	23.46	24.00	0.041	**0.046**	0.027	**0.031**	-0.02
1	Body	F	LTE Band71	133222	673	1RB-Low	Right	10mm	FIG A.118	23.46	24.00	0.087	**0.099**	0.055	**0.062**	0.05
1	Body	F	LTE Band71	133222	673	1RB-Low	Bottom	10mm	\	23.46	24.00	0.020	**0.023**	0.011	**0.012**	-0.14
1	Body	F	LTE Band71	133222	673	50RB-Low	Front	10mm	\	22.45	23.00	0.022	**0.025**	0.016	**0.018**	0.02
1	Body	F	LTE Band71	133222	673	50RB-Low	Rear	10mm	\	22.45	23.00	0.033	**0.037**	0.022	**0.025**	0.13
1	Body	F	LTE Band71	133222	673	50RB-Low	Right	10mm	\	22.45	23.00	0.070	**0.079**	0.045	**0.051**	0.19
1	Body	F	LTE Band71	133222	673	50RB-Low	Bottom	10mm	\	22.45	23.00	0.016	**0.018**	0.008	**0.009**	-0.16

©Copyright. All rights reserved by CTTL.

15.2 SAR results for 5G NR - Folder Closed

ANT	RF Exposure Conditions	Frequency Band	Channel Number	Frequency (MHz)	Mode	Test setup	Distance	Figure No./Note	EUT Measured Power (dBm)	Tune up (dBm)	Measured SAR 1g (W/kg)	Calculated SAR 1g (W/kg)	Measured SAR 10g (W/kg)	Calculated SAR 10g (W/kg)	Power Drift
2	Head	N2	376000	1880	DFT-s-OFDM QPSK	Cheek Left	0mm	\	21.43	22.20	0.385	**0.460**	0.201	**0.240**	-0.01
2	Head	N2	376000	1880	DFT-s-OFDM QPSK	Tilt Left	0mm	\	21.43	22.20	0.504	**0.602**	0.257	**0.307**	0.16
2	Head	N2	376000	1880	DFT-s-OFDM QPSK	Cheek Right	0mm	\	21.43	22.20	0.405	**0.484**	0.208	**0.248**	0.15
2	Head	N2	381500	1907.5	DFT-s-OFDM QPSK	Tilt Right	0mm	\	21.29	22.20	0.568	**0.700**	0.289	**0.356**	-0.07
2	Head	N2	376000	1880	DFT-s-OFDM QPSK	Tilt Right	0mm	\	21.43	22.20	0.581	**0.694**	0.299	**0.357**	0.07
2	Head	N2	370500	1852.5	DFT-s-OFDM QPSK	Tilt Right	0mm	FIG A.119	21.33	22.20	0.588	**0.718**	0.301	**0.368**	-0.13
2	Head	N2	376000	1880	CP-OFDM 64QAM	Tilt Right	0mm	\	21.38	22.20	0.566	**0.684**	0.289	**0.349**	0.03
2	Body	N2	376000	1880	DFT-s-OFDM QPSK	Front	11mm	\	22.05	22.70	0.181	**0.210**	0.101	**0.117**	-0.07
2	Body	N2	376000	1880	DFT-s-OFDM QPSK	Rear	10mm	\	22.05	22.70	0.232	**0.269**	0.130	**0.151**	-0.11
2	Body	N2	376000	1880	DFT-s-OFDM QPSK	Left	10mm	\	22.05	22.70	0.079	**0.092**	0.043	**0.050**	-0.19
2	Body	N2	381500	1907.5	DFT-s-OFDM QPSK	Top	11mm	\	21.92	22.70	0.737	**0.882**	0.376	**0.450**	-0.06
2	Body	N2	376000	1880	DFT-s-OFDM QPSK	Top	11mm	\	22.05	22.70	0.803	**0.933**	0.403	**0.468**	0.19
2	Body	N2	370500	1852.5	DFT-s-OFDM QPSK	Top	11mm	FIG A.120	21.96	22.70	0.791	**0.938**	0.401	**0.475**	0.14
2	Body	N2	376000	1880	CP-OFDM 16QAM	Top	11mm	\	21.93	22.70	0.674	**0.805**	0.343	**0.410**	-0.03
2	Body	N2	376000	1880	DFT-s-OFDM QPSK	Front	10mm	\	20.89	21.70	0.148	**0.178**	0.085	**0.102**	-0.15
2	Body	N2	381500	1907.5	DFT-s-OFDM QPSK	Top	10mm	\	20.76	21.70	0.642	**0.797**	0.326	**0.405**	-0.09
2	Body	N2	376000	1880	DFT-s-OFDM QPSK	Top	10mm	\	20.89	21.70	0.700	**0.844**	0.349	**0.421**	0.13
2	Body	N2	370500	1852.5	DFT-s-OFDM QPSK	Top	10mm	\	20.80	21.70	0.678	**0.834**	0.339	**0.417**	0.02
3	Head	N2	376000	1880	DFT-s-OFDM QPSK	Cheek Left	0mm	\	23.90	25.20	0.230	**0.310**	0.139	**0.188**	-0.15
3	Head	N2	376000	1880	DFT-s-OFDM QPSK	Tilt Left	0mm	\	23.90	25.20	0.106	**0.143**	0.065	**0.088**	0.18
3	Head	N2	381500	1907.5	DFT-s-OFDM QPSK	Cheek Right	0mm	\	23.84	25.20	0.418	**0.572**	0.218	**0.298**	0.1
3	Head	N2	376000	1880	DFT-s-OFDM QPSK	Cheek Right	0mm	FIG A.121	23.90	25.20	0.430	**0.580**	0.223	**0.301**	0.11
3	Head	N2	370500	1852.5	DFT-s-OFDM QPSK	Cheek Right	0mm	\	23.85	25.20	0.345	**0.471**	0.177	**0.242**	0.17
3	Head	N2	376000	1880	DFT-s-OFDM QPSK	Tilt Right	0mm	\	23.90	25.20	0.093	**0.125**	0.056	**0.076**	0.13
3	Head	N2	376000	1880	CP-OFDM QPSK	Cheek Right	0mm	\	22.40	23.70	0.289	**0.390**	0.148	**0.200**	0.05
3	Body	N2	376000	1880	DFT-s-OFDM QPSK	Front	10mm	\	22.45	23.70	0.128	**0.171**	0.072	**0.096**	0.02
3	Body	N2	376000	1880	DFT-s-OFDM QPSK	Rear	10mm	\	22.45	23.70	0.235	**0.313**	0.127	**0.169**	0.18
3	Body	N2	381500	1907.5	DFT-s-OFDM QPSK	Right	10mm	FIG A.122	22.39	23.70	0.524	**0.708**	0.259	**0.350**	-0.13
3	Body	N2	376000	1880	DFT-s-OFDM QPSK	Right	10mm	\	22.45	23.70	0.505	**0.673**	0.251	**0.335**	0.07
3	Body	N2	370500	1852.5	DFT-s-OFDM QPSK	Right	10mm	\	22.40	23.70	0.424	**0.572**	0.209	**0.282**	0.08
3	Body	N2	376000	1880	CP-OFDM QPSK	Right	10mm	\	22.41	23.70	0.427	**0.575**	0.222	**0.299**	-0.17
4	Head	N2	380000	1900	DFT-s-OFDM QPSK	Cheek Left	0mm	\	24.10	25.20	0.078	**0.100**	0.049	**0.063**	0.03
4	Head	N2	376000	1880	DFT-s-OFDM QPSK	Cheek Left	0mm	FIG A.123	24.26	25.20	0.129	**0.160**	0.080	**0.099**	-0.14
4	Head	N2	372000	1860	DFT-s-OFDM QPSK	Cheek Left	0mm	\	24.17	25.20	0.122	**0.155**	0.076	**0.096**	-0.07
4	Head	N2	376000	1880	DFT-s-OFDM QPSK	Tilt Left	0mm	\	24.26	25.20	0.043	**0.053**	0.027	**0.034**	-0.07
4	Head	N2	376000	1880	DFT-s-OFDM QPSK	Cheek Right	0mm	\	24.26	25.20	0.053	**0.066**	0.034	**0.042**	0.14
4	Head	N2	376000	1880	DFT-s-OFDM QPSK	Tilt Right	0mm	\	24.26	25.20	0.038	**0.047**	0.022	**0.027**	-0.17
4	Head	N2	376000	1880	CP-OFDM QPSK	Cheek Left	0mm	\	22.59	23.70	0.091	**0.118**	0.058	**0.075**	-0.05
4	Body	N2	376000	1880	DFT-s-OFDM QPSK	Front	10mm	\	23.29	24.20	0.220	**0.271**	0.131	**0.162**	-0.08
4	Body	N2	380000	1900	DFT-s-OFDM QPSK	Rear	10mm	\	23.06	24.20	0.567	**0.737**	0.300	**0.390**	-0.14
4	Body	N2	376000	1880	DFT-s-OFDM QPSK	Rear	10mm	\	23.29	24.20	0.671	**0.827**	0.341	**0.420**	-0.16
4	Body	N2	372000	1860	DFT-s-OFDM QPSK	Rear	10mm	\	23.12	24.20	0.642	**0.823**	0.321	**0.412**	0.14
4	Body	N2	376000	1880	DFT-s-OFDM QPSK	Left	10mm	\	23.29	24.20	0.378	**0.466**	0.205	**0.253**	-0.11
4	Body	N2	380000	1900	DFT-s-OFDM QPSK	Bottom	11mm	\	23.06	24.20	0.705	**0.917**	0.371	**0.482**	0.16
4	Body	N2	376000	1880	DFT-s-OFDM QPSK	Bottom	11mm	FIG A.124	23.29	24.20	0.834	**1.028**	0.421	**0.519**	0.14
4	Body	N2	372000	1860	DFT-s-OFDM QPSK	Bottom	11mm	\	23.12	24.20	0.798	**1.023**	0.396	**0.508**	-0.08
4	Body	N2	381500	1907.5	DFT-s-OFDM QPSK	Bottom	10mm	\	21.40	22.70	0.556	**0.750**	0.293	**0.395**	0.06
4	Body	N2	376000	1880	DFT-s-OFDM QPSK	Bottom	10mm	\	21.45	22.70	0.658	**0.877**	0.332	**0.443**	0.15
4	Body	N2	370500	1852.5	DFT-s-OFDM QPSK	Bottom	10mm	\	21.40	22.70	0.629	**0.848**	0.313	**0.422**	0.09
4	Body	N2	376000	1880	CP-OFDM QPSK	Bottom	11mm	\	22.64	23.70	0.670	**0.855**	0.388	**0.495**	18
5	Head	N2	381500	1907.5	DFT-s-OFDM QPSK	Cheek Left	0mm	FIG A.125	22.51	24.50	0.728	**1.151**	0.360	**0.569**	-0.02
5	Head	N2	376000	1880	DFT-s-OFDM QPSK	Cheek Left	0mm	\	22.72	24.50	0.540	**0.814**	0.256	**0.386**	0.1
5	Head	N2	370500	1852.5	DFT-s-OFDM QPSK	Cheek Left	0mm	\	22.65	24.50	0.485	**0.743**	0.237	**0.363**	0.1
5	Head	N2	376000	1880	DFT-s-OFDM QPSK	Tilt Left	0mm	\	22.72	24.50	0.170	**0.256**	0.090	**0.136**	0.07
5	Head	N2	376000	1880	DFT-s-OFDM QPSK	Cheek Right	0mm	\	22.72	24.50	0.223	**0.336**	0.133	**0.200**	-0.05
5	Head	N2	376000	1880	DFT-s-OFDM QPSK	Tilt Right	0mm	\	22.72	24.50	0.145	**0.218**	0.082	**0.124**	0.16
5	Head	N2	376000	1880	CP-OFDM QPSK	Cheek Left	0mm	\	21.94	23.00	0.539	**0.688**	0.254	**0.324**	0.18
5	Body	N2	376000	1880	DFT-s-OFDM QPSK	Front	10mm	\	21.35	22.50	0.070	**0.091**	0.039	**0.051**	0.08
5	Body	N2	376000	1880	DFT-s-OFDM QPSK	Rear	10mm	\	21.35	22.50	0.103	**0.134**	0.058	**0.076**	-0.03
5	Body	N2	381500	1907.5	DFT-s-OFDM QPSK	Right	10mm	\	21.32	22.50	0.418	**0.548**	0.203	**0.266**	-0.02
5	Body	N2	376000	1880	DFT-s-OFDM QPSK	Right	10mm	FIG A.126	21.35	22.50	0.498	**0.649**	0.233	**0.304**	0.17
5	Body	N2	370500	1852.5	DFT-s-OFDM QPSK	Right	10mm	\	21.28	22.50	0.280	**0.371**	0.136	**0.180**	0.12
5	Body	N2	376000	1880	DFT-s-OFDM QPSK	Top	10mm	\	21.35	22.50	0.059	**0.077**	0.035	**0.046**	-0.07
5	Body	N2	376000	1880	CP-OFDM QPSK	Right	10mm	\	21.30	22.50	0.473	**0.624**	0.224	**0.295**	0.02
0	Head	N5	167300	836.5	DFT-s-OFDM QPSK	Cheek Left	0mm	\	24.73	25.70	0.087	**0.109**	0.057	**0.071**	-0.02
0	Head	N5	167300	836.5	DFT-s-OFDM QPSK	Tilt Left	0mm	\	24.73	25.70	0.021	**0.026**	0.015	**0.019**	-0.03
0	Head	N5	167800	839	DFT-s-OFDM QPSK	Cheek Right	0mm	\	24.70	25.70	0.173	**0.218**	0.100	**0.126**	-0.09
0	Head	N5	167300	836.5	DFT-s-OFDM QPSK	Cheek Right	0mm	\	24.73	25.70	0.168	**0.210**	0.098	**0.123**	-0.1
0	Head	N5	166800	834	DFT-s-OFDM QPSK	Cheek Right	0mm	FIG A.127	24.71	25.70	0.177	**0.222**	0.102	**0.128**	0.11
0	Head	N5	167300	836.5	DFT-s-OFDM QPSK	Tilt Right	0mm	\	24.73	25.70	0.025	**0.031**	0.020	**0.025**	0.08
0	Head	N5	167300	836.5	CP-OFDM QPSK	Cheek Right	0mm	\	23.73	24.20	0.142	**0.158**	0.081	**0.090**	-0.03
0	Body	N5	167300	836.5	DFT-s-OFDM QPSK	Front	10mm	\	24.73	25.70	0.172	**0.215**	0.106	**0.133**	-0.07
0	Body	N5	167300	836.5	DFT-s-OFDM QPSK	Rear	10mm	\	24.73	25.70	0.288	**0.360**	0.172	**0.215**	-0.07
0	Body	N5	167800	839	DFT-s-OFDM QPSK	Right	10mm	\	24.70	25.70	0.625	**0.787**	0.339	**0.427**	-0.08
0	Body	N5	167300	836.5	DFT-s-OFDM QPSK	Right	10mm	\	24.73	25.70	0.627	**0.784**	0.340	**0.425**	0.09
0	Body	N5	166800	834	DFT-s-OFDM QPSK	Right	10mm	FIG A.128	24.71	25.70	0.639	**0.803**	0.346	**0.435**	0.01
0	Body	N5	167300	836.5	CP-OFDM QPSK	Right	10mm	\	23.73	24.20	0.525	**0.585**	0.284	**0.316**	0.09
1	Head	N5	167300	836.5	DFT-s-OFDM QPSK	Cheek Left	0mm	\	24.05	25.40	0.089	**0.121**	0.069	**0.094**	-0.18
1	Head	N5	167300	836.5	DFT-s-OFDM QPSK	Tilt Left	0mm	\	24.05	25.40	0.063	**0.086**	0.051	**0.070**	-0.06
1	Head	N5	167800	839	DFT-s-OFDM QPSK	Cheek Right	0mm	\	23.93	25.40	0.169	**0.237**	0.127	**0.178**	0.18
1	Head	N5	167300	836.5	DFT-s-OFDM QPSK	Cheek Right	0mm	FIG A.129	24.05	25.40	0.181	**0.247**	0.138	**0.188**	-0.1
1	Head	N5	166800	834	DFT-s-OFDM QPSK	Cheek Right	0mm	\	24.01	25.40	0.176	**0.242**	0.134	**0.185**	-0.08
1	Head	N5	167300	836.5	DFT-s-OFDM QPSK	Tilt Right	0mm	\	24.05	25.40	0.124	**0.169**	0.099	**0.135**	0.01
1	Head	N5	167300	836.5	CP-OFDM QPSK	Cheek Right	0mm	\	23.10	23.90	0.126	**0.151**	0.096	**0.115**	0.09
1	Body	N5	167300	836.5	DFT-s-OFDM QPSK	Front	10mm	\	24.05	25.40	0.240	**0.327**	0.158	**0.216**	0.08
1	Body	N5	167300	836.5	DFT-s-OFDM QPSK	Rear	10mm	\	24.05	25.40	0.242	**0.330**	0.156	**0.213**	-0.07
1	Body	N5	167800	839	DFT-s-OFDM QPSK	Right	10mm	\	23.93	25.40	0.263	**0.369**	0.167	**0.234**	-0.18
1	Body	N5	167300	836.5	DFT-s-OFDM QPSK	Right	10mm	FIG A.130	24.05	25.40	0.275	**0.375**	0.175	**0.239**	0.03
1	Body	N5	166800	834	DFT-s-OFDM QPSK	Right	10mm	\	24.01	25.40	0.250	**0.344**	0.157	**0.216**	-0.19
1	Body	N5	167300	836.5	DFT-s-OFDM QPSK	Bottom	10mm	\	24.05	25.40	0.153	**0.209**	0.099	**0.135**	0.13
1	Body	N5	167300	836.5	CP-OFDM QPSK	Right	10mm	\	23.10	23.90	0.226	**0.272**	0.144	**0.173**	-0.05

©Copyright. All rights reserved by CTTL.

ANT	RF Exposure Conditions	Frequency Band	Channel Number	Frequency (MHz)	Mode	Test setup	Distance	Figure No./Note	EUT Measured Power (dBm)	Tune up (dBm)	Measured SAR 1g (W/kg)	Calculated SAR 1g (W/kg)	Measured SAR 10g (W/kg)	Calculated SAR 10g (W/kg)	Power Drift
2	Head	N7	507000	2535	DFT-s-OFDM QPSK	Cheek Left	0mm	\	19.27	20.20	0.325	**0.403**	0.141	**0.175**	0.06
2	Head	N7	513500	2567.5	DFT-s-OFDM QPSK	Tilt Left	0mm	FIG A.131	19.11	20.20	0.554	**0.712**	0.235	**0.302**	-0.12
2	Head	N7	507000	2535	DFT-s-OFDM QPSK	Tilt Left	0mm	\	19.27	20.20	0.482	**0.597**	0.201	**0.249**	-0.13
2	Head	N7	500500	2502.5	DFT-s-OFDM QPSK	Tilt Left	0mm	\	19.22	20.20	0.418	**0.524**	0.181	**0.227**	-0.08
2	Head	N7	507000	2535	DFT-s-OFDM QPSK	Cheek Right	0mm	\	19.27	20.20	0.476	**0.590**	0.198	**0.245**	-0.04
2	Head	N7	507000	2535	DFT-s-OFDM QPSK	Tilt Right	0mm	\	19.27	20.20	0.471	**0.583**	0.199	**0.247**	-0.15
2	Head	N7	507000	2535	CP-OFDM QPSK	Tilt Left	0mm	\	19.24	20.20	0.541	**0.675**	0.229	**0.286**	0.04
2	Body	N7	507000	2535	DFT-s-OFDM QPSK	Front	11mm	\	22.16	22.70	0.191	**0.216**	0.093	**0.105**	0.07
2	Body	N7	507000	2535	DFT-s-OFDM QPSK	Rear	10mm	\	22.16	22.70	0.168	**0.190**	0.093	**0.105**	0.08
2	Body	N7	507000	2535	DFT-s-OFDM QPSK	Left	10mm	\	22.16	22.70	0.103	**0.117**	0.054	**0.061**	0.13
2	Body	N7	513500	2567.5	DFT-s-OFDM QPSK	Top	11mm	FIG A.132	21.98	22.70	0.672	**0.793**	0.311	**0.367**	0.19
2	Body	N7	507000	2535	DFT-s-OFDM QPSK	Top	11mm	\	22.16	22.70	0.669	**0.758**	0.310	**0.351**	-0.01
2	Body	N7	500500	2502.5	DFT-s-OFDM QPSK	Top	11mm	\	22.10	22.70	0.523	**0.600**	0.248	**0.285**	0.08
2	Body	N7	507000	2535	DFT-s-OFDM QPSK	Front	10mm	\	19.27	20.20	0.124	**0.154**	0.061	**0.076**	0.04
2	Body	N7	507000	2535	DFT-s-OFDM QPSK	Top	10mm	\	19.27	20.20	0.487	**0.603**	0.225	**0.279**	0.18
2	Body	N7	507000	2535	CP-OFDM QPSK	Top	11mm	\	22.12	22.70	0.609	**0.696**	0.286	**0.327**	-0.17
3	Head	N7	507000	2535	DFT-s-OFDM QPSK	Cheek Left	0mm	\	24.31	25.20	0.185	**0.227**	0.094	**0.115**	0.16
3	Head	N7	507000	2535	DFT-s-OFDM QPSK	Tilt Left	0mm	\	24.31	25.20	0.100	**0.123**	0.049	**0.060**	-0.08
3	Head	N7	510000	2550	DFT-s-OFDM QPSK	Cheek Right	0mm	\	24.29	25.20	0.362	**0.446**	0.163	**0.201**	-0.18
3	Head	N7	507000	2535	DFT-s-OFDM QPSK	Cheek Right	0mm	\	24.31	25.20	0.372	**0.457**	0.169	**0.207**	-0.15
3	Head	N7	504000	2520	DFT-s-OFDM QPSK	Cheek Right	0mm	FIG A.133	24.27	25.20	0.381	**0.472**	0.172	**0.213**	0.1
3	Head	N7	507000	2535	DFT-s-OFDM QPSK	Tilt Right	0mm	\	24.31	25.20	0.059	**0.072**	0.030	**0.037**	-0.15
3	Head	N7	507000	2535	CP-OFDM QPSK	Cheek Right	0mm	\	22.60	23.70	0.272	**0.350**	0.123	**0.158**	-0.15
3	Body	N7	507000	2535	DFT-s-OFDM QPSK	Front	10mm	\	22.27	23.20	0.137	**0.170**	0.064	**0.079**	0.17
3	Body	N7	507000	2535	DFT-s-OFDM QPSK	Rear	10mm	\	22.27	23.20	0.240	**0.297**	0.114	**0.141**	-0.08
3	Body	N7	510000	2550	DFT-s-OFDM QPSK	Right	10mm	\	22.15	23.20	0.514	**0.655**	0.242	**0.308**	-0.17
3	Body	N7	507000	2535	DFT-s-OFDM QPSK	Right	10mm	\	22.27	23.20	0.543	**0.673**	0.245	**0.304**	0.17
3	Body	N7	504000	2520	DFT-s-OFDM QPSK	Right	10mm	FIG A.134	22.13	23.20	0.584	**0.747**	0.266	**0.340**	0.15
3	Body	N7	507000	2535	CP-OFDM QPSK	Right	10mm	\	22.14	23.20	0.509	**0.650**	0.238	**0.304**	-0.13
4	Head	N7	510000	2550	DFT-s-OFDM QPSK	Cheek Left	0mm	\	24.45	25.20	0.157	**0.187**	0.086	**0.102**	-0.19
4	Head	N7	507000	2535	DFT-s-OFDM QPSK	Cheek Left	0mm	\	24.50	25.20	0.111	**0.130**	0.060	**0.070**	0.18
4	Head	N7	504000	2520	DFT-s-OFDM QPSK	Cheek Left	0mm	FIG A.135	24.47	25.20	0.159	**0.188**	0.087	**0.103**	-0.12
4	Head	N7	507000	2535	DFT-s-OFDM QPSK	Tilt Left	0mm	\	24.50	25.20	0.049	**0.058**	0.027	**0.032**	-0.03
4	Head	N7	507000	2535	DFT-s-OFDM QPSK	Cheek Right	0mm	\	24.50	25.20	0.062	**0.073**	0.035	**0.041**	-0.18
4	Head	N7	507000	2535	DFT-s-OFDM QPSK	Tilt Right	0mm	\	24.50	25.20	0.058	**0.068**	0.031	**0.036**	-0.19
4	Head	N7	507000	2535	CP-OFDM QPSK	Cheek Left	0mm	\	23.02	23.70	0.072	**0.084**	0.039	**0.046**	0.09
4	Body	N7	507000	2535	DFT-s-OFDM QPSK	Front	10mm	\	24.50	25.20	0.148	**0.174**	0.082	**0.096**	0.18
4	Body	N7	507000	2535	DFT-s-OFDM QPSK	Rear	10mm	\	24.45	25.20	0.648	**0.770**	0.316	**0.376**	0.14
4	Body	N7	507000	2535	DFT-s-OFDM QPSK	Rear	10mm	\	24.50	25.20	0.691	**0.812**	0.359	**0.422**	-0.06
4	Body	N7	507000	2535	DFT-s-OFDM QPSK	Rear	10mm	\	24.47	25.20	0.662	**0.783**	0.323	**0.382**	0.16
4	Body	N7	507000	2535	DFT-s-OFDM QPSK	Left	10mm	\	24.50	25.20	0.128	**0.150**	0.070	**0.082**	0.05
4	Body	N7	510000	2550	DFT-s-OFDM QPSK	Bottom	11mm	\	24.45	25.20	0.718	**0.853**	0.346	**0.411**	0.11
4	Body	N7	507000	2535	DFT-s-OFDM QPSK	Bottom	11mm	\	24.50	25.20	0.754	**0.886**	0.363	**0.426**	-0.01
4	Body	N7	504000	2520	DFT-s-OFDM QPSK	Bottom	11mm	FIG A.136	24.47	25.20	0.757	**0.896**	0.369	**0.437**	0.18
4	Body	N7	507000	2535	DFT-s-OFDM QPSK	Bottom	10mm	\	21.52	22.20	0.361	**0.422**	0.179	**0.209**	0.04
4	Body	N7	507000	2535	CP-OFDM QPSK	Bottom	11mm	\	23.02	23.70	0.511	**0.598**	0.245	**0.287**	0.12
5	Head	N7	510000	2550	DFT-s-OFDM QPSK	Cheek Left	0mm	FIG A.137	19.01	21.00	0.695	**1.099**	0.279	**0.441**	0.07
5	Head	N7	507000	2535	DFT-s-OFDM QPSK	Cheek Left	0mm	\	19.11	21.00	0.676	**1.045**	0.268	**0.414**	0.14
5	Head	N7	504000	2520	DFT-s-OFDM QPSK	Cheek Left	0mm	\	19.03	21.00	0.656	**1.033**	0.265	**0.417**	0.01
5	Head	N7	507000	2535	DFT-s-OFDM QPSK	Tilt Left	0mm	\	19.11	21.00	0.188	**0.291**	0.089	**0.138**	-0.04
5	Head	N7	507000	2535	DFT-s-OFDM QPSK	Cheek Right	0mm	\	19.11	21.00	0.223	**0.345**	0.097	**0.150**	-0.13
5	Head	N7	507000	2535	DFT-s-OFDM QPSK	Tilt Right	0mm	\	19.11	21.00	0.097	**0.150**	0.047	**0.073**	0.13
5	Head	N7	507000	2535	CP-OFDM QPSK	Cheek Left	0mm	\	19.05	21.00	0.447	**0.700**	0.180	**0.282**	-0.14
5	Body	N7	507000	2535	DFT-s-OFDM QPSK	Front	10mm	\	20.69	22.50	0.230	**0.349**	0.114	**0.173**	-0.08
5	Body	N7	507000	2535	DFT-s-OFDM QPSK	Rear	10mm	\	20.69	22.50	0.332	**0.504**	0.167	**0.253**	-0.09
5	Body	N7	510000	2550	DFT-s-OFDM QPSK	Right	10mm	\	20.64	22.50	0.709	**1.088**	0.316	**0.485**	0.11
5	Body	N7	507000	2535	DFT-s-OFDM QPSK	Right	10mm	FIG A.138	20.69	22.50	0.726	**1.101**	0.328	**0.498**	0.12
5	Body	N7	504000	2520	DFT-s-OFDM QPSK	Right	10mm	\	20.66	22.50	0.717	**1.095**	0.318	**0.486**	-0.14
5	Body	N7	507000	2535	DFT-s-OFDM QPSK	Top	10mm	\	20.69	22.50	0.091	**0.138**	0.047	**0.071**	-0.1
5	Body	N7	507000	2535	CP-OFDM 16QAM	Right	10mm	\	20.68	22.50	0.718	**1.092**	0.320	**0.487**	-0.09
0	Head	N12	141500	707.5	DFT-s-OFDM QPSK	Cheek Left	0mm	\	24.69	25.70	0.118	**0.149**	0.070	**0.088**	-0.13
0	Head	N12	141500	707.5	DFT-s-OFDM QPSK	Tilt Left	0mm	\	24.69	25.70	0.036	**0.045**	0.026	**0.033**	-0.18
0	Head	N12	141700	708.5	DFT-s-OFDM QPSK	Cheek Right	0mm	\	24.62	25.70	0.208	**0.267**	0.111	**0.142**	-0.14
0	Head	N12	141500	707.5	DFT-s-OFDM QPSK	Cheek Right	0mm	FIG A.139	24.69	25.70	0.239	**0.302**	0.133	**0.168**	-0.06
0	Head	N12	141300	706.5	DFT-s-OFDM QPSK	Cheek Right	0mm	\	24.60	25.70	0.209	**0.269**	0.113	**0.146**	0.13
0	Head	N12	141500	707.5	DFT-s-OFDM QPSK	Tilt Right	0mm	\	24.69	25.70	0.040	**0.050**	0.029	**0.037**	0.1
0	Head	N12	141500	707.5	CP-OFDM QPSK	Cheek Right	0mm	\	23.58	24.20	0.168	**0.194**	0.091	**0.105**	-0.05
0	Body	N12	141500	707.5	DFT-s-OFDM QPSK	Front	10mm	\	24.69	25.70	0.117	**0.148**	0.075	**0.095**	-0.08
0	Body	N12	141500	707.5	DFT-s-OFDM QPSK	Rear	10mm	\	24.69	25.70	0.237	**0.299**	0.146	**0.184**	0.03
0	Body	N12	141700	708.5	DFT-s-OFDM QPSK	Right	10mm	\	24.62	25.70	0.532	**0.682**	0.287	**0.368**	0.13
0	Body	N12	141500	707.5	DFT-s-OFDM QPSK	Right	10mm	\	24.69	25.70	0.533	**0.673**	0.287	**0.362**	0.18
0	Body	N12	141300	706.5	DFT-s-OFDM QPSK	Right	10mm	FIG A.140	24.60	25.70	0.542	**0.698**	0.294	**0.379**	0.03
0	Body	N12	141300	706.5	CP-OFDM 64QAM	Right	10mm	\	23.58	24.20	0.273	**0.315**	0.148	**0.171**	0.01
1	Head	N12	141500	707.5	DFT-s-OFDM QPSK	Cheek Left	0mm	\	24.77	25.40	0.052	**0.060**	0.036	**0.042**	0.16
1	Head	N12	141500	707.5	DFT-s-OFDM QPSK	Tilt Left	0mm	\	24.77	25.40	0.057	**0.066**	0.037	**0.043**	-0.07
1	Head	N12	141700	708.5	DFT-s-OFDM QPSK	Cheek Right	0mm	FIG A.141	24.62	25.40	0.106	**0.127**	0.083	**0.099**	-0.01
1	Head	N12	141500	707.5	DFT-s-OFDM QPSK	Cheek Right	0mm	\	24.77	25.40	0.109	**0.126**	0.086	**0.099**	0.14
1	Head	N12	141300	706.5	DFT-s-OFDM QPSK	Cheek Right	0mm	\	24.59	25.40	0.097	**0.117**	0.076	**0.092**	-0.04
1	Head	N12	141500	707.5	DFT-s-OFDM QPSK	Tilt Right	0mm	\	24.77	25.40	0.067	**0.077**	0.056	**0.065**	0.01
1	Head	N12	141500	707.5	CP-OFDM 16QAM	Cheek Right	0mm	\	23.59	23.90	0.073	**0.078**	0.058	**0.062**	0.02
1	Body	N12	141500	707.5	DFT-s-OFDM QPSK	Front	10mm	\	24.77	25.40	0.278	**0.321**	0.167	**0.193**	0.17
1	Body	N12	141500	707.5	DFT-s-OFDM QPSK	Rear	10mm	\	24.77	25.40	0.225	**0.260**	0.146	**0.169**	0.14
1	Body	N12	141700	708.5	DFT-s-OFDM QPSK	Right	10mm	FIG A.142	24.62	25.40	0.335	**0.401**	0.219	**0.262**	0.04
1	Body	N12	141500	707.5	DFT-s-OFDM QPSK	Right	10mm	\	24.77	25.40	0.330	**0.382**	0.212	**0.245**	-0.18
1	Body	N12	141300	706.5	DFT-s-OFDM QPSK	Right	10mm	\	24.59	25.40	0.313	**0.377**	0.205	**0.247**	0.02
1	Body	N12	141500	707.5	DFT-s-OFDM QPSK	Bottom	10mm	\	24.77	25.40	0.135	**0.156**	0.071	**0.082**	0.07
1	Body	N12	141700	708.5	CP-OFDM QPSK	Right	10mm	\	23.59	23.90	0.269	**0.289**	0.175	**0.188**	0.03

©Copyright. All rights reserved by CTTL.

ANT	RF Exposure Conditions	Frequency Band	Channel Number	Frequency (MHz)	Mode	Test setup	Distance	Figure No./Note	EUT Measured Power (dBm)	Tune up (dBm)	Measured SAR 1g (W/kg)	Calculated SAR 1g (W/kg)	Measured SAR 10g (W/kg)	Calculated SAR 10g (W/kg)	Power Drift
2	Head	N25	376500	1882.5	DFT-s-OFDM QPSK	Cheek Left	0mm	\	21.35	22.20	0.368	**0.448**	0.194	**0.236**	0.1
2	Head	N25	376500	1882.5	DFT-s-OFDM QPSK	Tilt Left	0mm	\	21.35	22.20	0.562	**0.683**	0.279	**0.339**	-0.03
2	Head	N25	376500	1882.5	DFT-s-OFDM QPSK	Cheek Right	0mm	\	21.35	22.20	0.420	**0.511**	0.211	**0.257**	0.13
2	Head	N25	379000	1895	DFT-s-OFDM QPSK	Tilt Right	0mm	\	21.21	22.20	0.613	**0.770**	0.303	**0.381**	-0.13
2	Head	N25	376500	1882.5	DFT-s-OFDM QPSK	Tilt Right	0mm	\	21.35	22.20	0.608	**0.739**	0.301	**0.366**	0.19
2	Head	N25	374000	1870	DFT-s-OFDM QPSK	Tilt Right	0mm	FIG A.143	21.26	22.20	0.637	**0.791**	0.323	**0.401**	-0.06
2	Head	N25	376500	1882.5	CP-OFDM QPSK	Tilt Right	0mm	\	21.34	22.20	0.601	**0.733**	0.297	**0.362**	-0.17
2	Body	N25	376500	1882.5	DFT-s-OFDM QPSK	Front	11mm	\	21.89	22.70	0.180	**0.217**	0.104	**0.125**	-0.06
2	Body	N25	376500	1882.5	DFT-s-OFDM QPSK	Rear	10mm	\	21.89	22.70	0.255	**0.307**	0.141	**0.170**	-0.18
2	Body	N25	376500	1882.5	DFT-s-OFDM QPSK	Left	10mm	\	21.89	22.70	0.101	**0.122**	0.057	**0.069**	-0.18
2	Body	N25	379000	1895	DFT-s-OFDM QPSK	Top	11mm	\	21.75	22.70	0.676	**0.841**	0.352	**0.438**	0.06
2	Body	N25	376500	1882.5	DFT-s-OFDM QPSK	Top	11mm	FIG A.144	21.89	22.70	0.874	**1.053**	0.439	**0.529**	0.19
2	Body	N25	374000	1870	DFT-s-OFDM QPSK	Top	11mm	\	21.81	22.70	0.665	**0.816**	0.345	**0.423**	0.11
2	Body	N25	376500	1882.5	CP-OFDM QPSK	Top	11mm	\	21.88	22.70	0.605	**0.731**	0.314	**0.379**	0.05
2	Body	N25	376500	1882.5	DFT-s-OFDM QPSK	Front	10mm	\	20.82	21.70	0.186	**0.228**	0.105	**0.129**	-0.06
2	Body	N25	376500	1895	DFT-s-OFDM QPSK	Top	10mm	\	20.69	21.70	0.603	**0.761**	0.312	**0.394**	0.16
2	Body	N25	376500	1882.5	DFT-s-OFDM QPSK	Top	10mm	\	20.82	21.70	0.780	**0.955**	0.389	**0.476**	0.18
2	Body	N25	376500	1870	DFT-s-OFDM QPSK	Top	10mm	\	20.74	21.70	0.593	**0.740**	0.306	**0.382**	0.09
3	Head	N25	376500	1882.5	DFT-s-OFDM QPSK	Cheek Left	0mm	\	24.14	25.20	0.491	**0.627**	0.298	**0.380**	0.04
3	Head	N25	376500	1882.5	DFT-s-OFDM QPSK	Tilt Left	0mm	\	24.14	25.20	0.199	**0.254**	0.122	**0.156**	0.02
3	Head	N25	379000	1895	DFT-s-OFDM QPSK	Cheek Right	0mm	FIG A.145	24.07	25.20	0.809	**1.049**	0.426	**0.553**	0.16
3	Head	N25	376500	1882.5	DFT-s-OFDM QPSK	Cheek Right	0mm	\	24.14	25.20	0.673	**0.859**	0.352	**0.449**	0.16
3	Head	N25	374000	1870	DFT-s-OFDM QPSK	Cheek Right	0mm	\	24.03	25.20	0.735	**0.962**	0.384	**0.503**	-0.06
3	Head	N25	376500	1882.5	DFT-s-OFDM QPSK	Tilt Right	0mm	\	24.14	25.20	0.190	**0.243**	0.112	**0.143**	-0.18
3	Head	N25	376500	1882.5	CP-OFDM QPSK	Cheek Right	0mm	\	22.59	23.70	0.577	**0.745**	0.303	**0.391**	0.06
3	Body	N25	376500	1882.5	DFT-s-OFDM QPSK	Front	10mm	\	22.43	23.70	0.202	**0.271**	0.110	**0.147**	0.18
3	Body	N25	376500	1882.5	DFT-s-OFDM QPSK	Rear	10mm	\	22.43	23.70	0.353	**0.473**	0.182	**0.244**	-0.09
3	Body	N25	379000	1895	DFT-s-OFDM QPSK	Right	10mm	FIG A.146	22.36	23.70	0.774	**1.054**	0.366	**0.498**	0.05
3	Body	N25	376500	1882.5	DFT-s-OFDM QPSK	Right	10mm	\	22.43	23.70	0.746	**0.999**	0.351	**0.470**	-0.04
3	Body	N25	374000	1870	DFT-s-OFDM QPSK	Right	10mm	\	22.33	23.70	0.705	**0.966**	0.328	**0.450**	0.16
3	Body	N25	376500	1882.5	CP-OFDM QPSK	Right	10mm	\	22.38	23.70	0.353	**0.478**	0.167	**0.226**	0.08
4	Head	N25	379000	1895	DFT-s-OFDM QPSK	Cheek Left	0mm	\	23.96	25.20	0.061	**0.081**	0.038	**0.051**	-0.18
4	Head	N25	376500	1882.5	DFT-s-OFDM QPSK	Cheek Left	0mm	FIG A.147	24.09	25.20	0.121	**0.156**	0.075	**0.097**	0.18
4	Head	N25	374000	1870	DFT-s-OFDM QPSK	Cheek Left	0mm	\	24.01	25.20	0.076	**0.100**	0.049	**0.064**	-0.03
4	Head	N25	376500	1882.5	DFT-s-OFDM QPSK	Tilt Left	0mm	\	24.09	25.20	0.031	**0.040**	0.019	**0.025**	-0.01
4	Head	N25	376500	1882.5	DFT-s-OFDM QPSK	Cheek Right	0mm	\	24.09	25.20	0.049	**0.063**	0.032	**0.041**	0.03
4	Head	N25	376500	1882.5	DFT-s-OFDM QPSK	Tilt Right	0mm	\	24.09	25.20	0.045	**0.058**	0.028	**0.036**	0.11
4	Head	N25	376500	1882.5	CP-OFDM QPSK	Cheek Left	0mm	\	22.67	23.70	0.075	**0.095**	0.047	**0.060**	0.19
4	Body	N25	376500	1882.5	DFT-s-OFDM QPSK	Front	10mm	\	24.09	25.20	0.222	**0.287**	0.128	**0.165**	-0.09
4	Body	N25	379000	1895	DFT-s-OFDM QPSK	Rear	10mm	\	23.96	25.20	0.488	**0.649**	0.260	**0.346**	-0.15
4	Body	N25	376500	1882.5	DFT-s-OFDM QPSK	Rear	10mm	FIG A.148	24.09	25.20	0.673	**0.869**	0.347	**0.448**	0.11
4	Body	N25	374000	1870	DFT-s-OFDM QPSK	Rear	10mm	\	24.01	25.20	0.613	**0.806**	0.323	**0.425**	0.02
4	Body	N25	376500	1882.5	DFT-s-OFDM QPSK	Left	10mm	\	24.09	25.20	0.136	**0.176**	0.079	**0.102**	0.18
4	Body	N25	379000	1895	DFT-s-OFDM QPSK	Bottom	11mm	\	23.96	25.20	0.488	**0.649**	0.251	**0.334**	0.01
4	Body	N25	376500	1882.5	DFT-s-OFDM QPSK	Bottom	11mm	\	24.09	25.20	0.671	**0.866**	0.336	**0.434**	-0.18
4	Body	N25	374000	1870	DFT-s-OFDM QPSK	Bottom	11mm	\	24.01	25.20	0.611	**0.804**	0.313	**0.412**	0.03
4	Body	N25	376500	1882.5	DFT-s-OFDM QPSK	Bottom	10mm	\	21.72	22.70	0.334	**0.419**	0.166	**0.208**	0.03
4	Body	N25	376500	1882.5	CP-OFDM QPSK	Rear	10mm	\	22.67	23.70	0.254	**0.322**	0.134	**0.170**	-0.14
5	Head	N25	379000	1895	DFT-s-OFDM QPSK	Cheek Left	0mm	FIG A.149	22.80	24.50	0.661	**0.978**	0.326	**0.482**	-0.01
5	Head	N25	376500	1882.5	DFT-s-OFDM QPSK	Cheek Left	0mm	\	22.93	24.50	0.545	**0.782**	0.268	**0.385**	0.12
5	Head	N25	374000	1870	DFT-s-OFDM QPSK	Cheek Left	0mm	\	22.85	24.50	0.507	**0.741**	0.250	**0.366**	-0.14
5	Head	N25	376500	1882.5	DFT-s-OFDM QPSK	Tilt Left	0mm	\	22.93	24.50	0.146	**0.210**	0.077	**0.111**	0.17
5	Head	N25	376500	1882.5	DFT-s-OFDM QPSK	Cheek Right	0mm	\	22.93	24.50	0.216	**0.310**	0.123	**0.177**	-0.19
5	Head	N25	376500	1882.5	DFT-s-OFDM QPSK	Tilt Right	0mm	\	22.93	24.50	0.138	**0.198**	0.077	**0.111**	-0.1
5	Head	N25	376500	1882.5	CP-OFDM QPSK	Cheek Left	0mm	\	22.08	23.00	0.329	**0.407**	0.164	**0.203**	-0.01
5	Body	N25	376500	1882.5	DFT-s-OFDM QPSK	Front	10mm	\	21.32	23.00	0.104	**0.153**	0.056	**0.082**	0.15
5	Body	N25	376500	1882.5	DFT-s-OFDM QPSK	Rear	10mm	\	21.32	23.00	0.217	**0.319**	0.114	**0.168**	0.03
5	Body	N25	379000	1895	DFT-s-OFDM QPSK	Right	10mm	FIG A.150	21.17	23.00	0.758	**1.155**	0.340	**0.518**	0.07
5	Body	N25	376500	1882.5	DFT-s-OFDM QPSK	Right	10mm	\	21.32	23.00	0.756	**1.113**	0.335	**0.493**	-0.13
5	Body	N25	374000	1870	DFT-s-OFDM QPSK	Right	10mm	\	21.22	23.00	0.634	**0.955**	0.285	**0.429**	0.11
5	Body	N25	376500	1882.5	DFT-s-OFDM QPSK	Top	10mm	\	21.32	23.00	0.116	**0.171**	0.066	**0.097**	-0.01
5	Body	N25	376500	1882.5	CP-OFDM QPSK	Right	10mm	\	21.31	23.00	0.642	**0.947**	0.299	**0.441**	-0.02
4	Head	N30	462500	2312.5	DFT-s-OFDM QPSK	Cheek Left	0mm	FIG A.151	24.28	25.20	0.152	**0.188**	0.086	**0.106**	0.14
4	Head	N30	462000	2310	DFT-s-OFDM QPSK	Cheek Left	0mm	\	24.30	25.20	0.150	**0.185**	0.084	**0.103**	-0.11
4	Head	N30	461500	2307.5	DFT-s-OFDM QPSK	Cheek Left	0mm	\	24.21	25.20	0.145	**0.182**	0.081	**0.102**	-0.09
4	Head	N30	462000	2310	DFT-s-OFDM QPSK	Tilt Left	0mm	\	24.30	25.20	0.050	**0.062**	0.027	**0.033**	-0.17
4	Head	N30	462000	2310	DFT-s-OFDM QPSK	Cheek Right	0mm	\	24.30	25.20	0.041	**0.050**	0.025	**0.031**	0.03
4	Head	N30	462000	2310	DFT-s-OFDM QPSK	Tilt Right	0mm	\	24.30	25.20	0.044	**0.054**	0.023	**0.028**	-0.16
4	Head	N30	462000	2310	CP-OFDM QPSK	Cheek Left	0mm	\	22.90	23.70	0.067	**0.081**	0.037	**0.044**	-0.16
4	Body	N30	462000	2310	DFT-s-OFDM QPSK	Front	10mm	\	24.30	25.20	0.246	**0.303**	0.139	**0.171**	0.03
4	Body	N30	462500	2312.5	DFT-s-OFDM QPSK	Rear	10mm	\	24.28	25.20	0.741	**0.916**	0.374	**0.462**	-0.06
4	Body	N30	462000	2310	DFT-s-OFDM QPSK	Rear	10mm	FIG A.152	24.30	25.20	0.959	**1.180**	0.456	**0.561**	-0.17
4	Body	N30	461500	2307.5	DFT-s-OFDM QPSK	Rear	10mm	\	24.21	25.20	0.720	**0.904**	0.364	**0.457**	0.13
4	Body	N30	462000	2310	DFT-s-OFDM QPSK	Left	10mm	\	24.30	25.20	0.184	**0.226**	0.106	**0.130**	0.13
4	Body	N30	462500	2312.5	DFT-s-OFDM QPSK	Bottom	11mm	\	24.28	25.20	0.702	**0.868**	0.365	**0.451**	-0.07
4	Body	N30	462000	2310	DFT-s-OFDM QPSK	Bottom	11mm	\	24.30	25.20	0.909	**1.118**	0.453	**0.557**	-0.15
4	Body	N30	461500	2307.5	DFT-s-OFDM QPSK	Bottom	11mm	\	24.21	25.20	0.682	**0.857**	0.358	**0.450**	0.09
4	Body	N30	462500	2312.5	DFT-s-OFDM QPSK	Bottom	10mm	\	23.80	24.70	0.668	**0.822**	0.355	**0.437**	0.16
4	Body	N30	462000	2310	DFT-s-OFDM QPSK	Bottom	10mm	\	23.82	24.70	0.865	**1.059**	0.440	**0.539**	-0.15
4	Body	N30	461500	2307.5	DFT-s-OFDM QPSK	Bottom	10mm	\	23.73	24.70	0.649	**0.811**	0.348	**0.435**	0.02
4	Body	N30	462000	2310	CP-OFDM QPSK	Rear	10mm	\	22.90	23.70	0.529	**0.636**	0.266	**0.320**	0.03
5	Head	N30	462500	2312.5	DFT-s-OFDM QPSK	Cheek Left	0mm	FIG A.153	22.35	24.20	0.647	**0.991**	0.301	**0.461**	0.16
5	Head	N30	462000	2310	DFT-s-OFDM QPSK	Cheek Left	0mm	\	22.36	24.20	0.587	**0.897**	0.268	**0.409**	-0.05
5	Head	N30	461500	2307.5	DFT-s-OFDM QPSK	Cheek Left	0mm	\	22.31	24.20	0.626	**0.967**	0.292	**0.451**	0.08
5	Head	N30	462000	2310	DFT-s-OFDM QPSK	Tilt Left	0mm	\	22.36	24.20	0.266	**0.406**	0.140	**0.214**	0.07
5	Head	N30	462000	2310	DFT-s-OFDM QPSK	Cheek Right	0mm	\	22.36	24.20	0.241	**0.368**	0.117	**0.179**	0.08
5	Head	N30	462000	2310	DFT-s-OFDM QPSK	Tilt Right	0mm	\	22.36	24.20	0.125	**0.191**	0.071	**0.108**	0.18
5	Head	N30	462500	2312.5	CP-OFDM QPSK	Cheek Left	0mm	\	21.69	22.70	0.477	**0.602**	0.229	**0.289**	-0.01
5	Body	N30	462000	2310	DFT-s-OFDM QPSK	Front	10mm	\	19.99	21.70	0.154	**0.228**	0.076	**0.113**	0.06
5	Body	N30	462000	2310	DFT-s-OFDM QPSK	Rear	10mm	\	19.99	21.70	0.317	**0.470**	0.152	**0.225**	0.02
5	Body	N30	462500	2312.5	DFT-s-OFDM QPSK	Right	10mm	\	19.98	21.70	0.622	**0.924**	0.269	**0.400**	-0.07
5	Body	N30	462000	2310	DFT-s-OFDM QPSK	Right	10mm	FIG A.154	19.99	21.70	0.657	**0.974**	0.286	**0.424**	0.1
5	Body	N30	461500	2307.5	DFT-s-OFDM QPSK	Right	10mm	\	19.94	21.70	0.615	**0.922**	0.265	**0.397**	-0.18
5	Body	N30	462000	2310	DFT-s-OFDM QPSK	Top	10mm	\	19.99	21.70	0.095	**0.141**	0.052	**0.077**	0.16
5	Body	N30	462000	2310	CP-OFDM QPSK	Right	10mm	\	19.87	21.70	0.436	**0.664**	0.199	**0.303**	-0.07

©Copyright. All rights reserved by CTTL.

ANT	RF Exposure Conditions	Frequency Band	Channel Number	Frequency (MHz)	Mode	Test setup	Distance	Figure No./Note	EUT Measured Power (dBm)	Tune up (dBm)	Measured SAR 1g (W/kg)	Calculated SAR 1g (W/kg)	Measured SAR 10g (W/kg)	Calculated SAR 10g (W/kg)	Power Drift	Duty Cycle
2	Head	N38	519000	2595	DFT-s-OFDM QPSK	Cheek Left	0mm	\	19.78	20.70	0.561	**0.693**	0.253	**0.313**	0.02	100.00%
2	Head	N38	519000	2595	DFT-s-OFDM QPSK	Tilt Left	0mm	\	19.78	20.70	0.615	**0.760**	0.259	**0.320**	-0.11	100.00%
2	Head	N38	519000	2595	DFT-s-OFDM QPSK	Cheek Right	0mm	\	19.78	20.70	0.613	**0.758**	0.254	**0.314**	-0.03	100.00%
2	Head	N38	523000	2615	DFT-s-OFDM QPSK	Tilt Right	0mm	FIG A.155	19.74	20.70	0.855	**1.067**	0.338	**0.422**	-0.01	100.00%
2	Head	N38	519000	2595	DFT-s-OFDM QPSK	Tilt Right	0mm	\	19.78	20.70	0.818	**1.011**	0.323	**0.399**	0.11	100.00%
2	Head	N38	515000	2575	DFT-s-OFDM QPSK	Tilt Right	0mm	\	19.66	20.70	0.775	**0.985**	0.309	**0.393**	0.19	100.00%
2	Head	N38	519000	2595	CP-OFDM QPSK	Tilt Right	0mm	\	19.76	20.70	0.811	**1.007**	0.321	**0.399**	-0.12	100.00%
2	Body	N38	519000	2595	DFT-s-OFDM QPSK	Front	11mm	\	20.72	21.70	0.134	**0.168**	0.066	**0.083**	0.19	100.00%
2	Body	N38	519000	2595	DFT-s-OFDM QPSK	Rear	10mm	\	20.72	21.70	0.108	**0.135**	0.060	**0.075**	0.05	100.00%
2	Body	N38	519000	2595	DFT-s-OFDM QPSK	Left	10mm	\	20.72	21.70	0.045	**0.056**	0.024	**0.030**	0.03	100.00%
2	Body	N38	523000	2615	DFT-s-OFDM QPSK	Top	11mm	\	20.68	21.70	0.427	**0.540**	0.207	**0.262**	0.09	100.00%
2	Body	N38	519000	2595	DFT-s-OFDM QPSK	Top	11mm	FIG A.156	20.72	21.70	0.444	**0.556**	0.209	**0.262**	-0.14	100.00%
2	Body	N38	515000	2575	DFT-s-OFDM QPSK	Top	11mm	\	20.60	21.70	0.429	**0.553**	0.204	**0.263**	0.09	100.00%
2	Body	N38	519000	2595	CP-OFDM 16QAM	Top	11mm	\	20.70	21.70	0.427	**0.538**	0.204	**0.257**	-0.02	100.00%
2	Body	N38	519000	2595	DFT-s-OFDM QPSK	Front	10mm	\	19.29	20.20	0.107	**0.132**	0.052	**0.064**	0.19	100.00%
2	Body	N38	519000	2595	DFT-s-OFDM QPSK	Top	10mm	\	19.29	20.20	0.305	**0.376**	0.146	**0.180**	-0.12	100.00%
3	Head	N38	519000	2595	DFT-s-OFDM QPSK	Cheek Left	0mm	\	24.11	25.20	0.121	**0.156**	0.065	**0.084**	0.06	100.00%
3	Head	N38	519000	2595	DFT-s-OFDM QPSK	Tilt Left	0mm	\	24.11	25.20	0.063	**0.081**	0.033	**0.042**	-0.09	100.00%
3	Head	N38	523000	2615	DFT-s-OFDM QPSK	Cheek Right	0mm	\	24.06	25.20	0.253	**0.329**	0.127	**0.165**	0.09	100.00%
3	Head	N38	519000	2595	DFT-s-OFDM QPSK	Cheek Right	0mm	\	24.11	25.20	0.251	**0.323**	0.125	**0.161**	0.19	100.00%
3	Head	N38	515000	2575	DFT-s-OFDM QPSK	Cheek Right	0mm	FIG A.157	24.08	25.20	0.302	**0.391**	0.150	**0.194**	-0.18	100.00%
3	Head	N38	519000	2595	DFT-s-OFDM QPSK	Tilt Right	0mm	\	24.11	25.20	0.053	**0.068**	0.025	**0.032**	0.12	100.00%
3	Head	N38	515000	2575	CP-OFDM QPSK	Cheek Right	0mm	\	22.57	23.70	0.159	**0.206**	0.072	**0.093**	0.06	100.00%
3	Body	N38	519000	2595	DFT-s-OFDM QPSK	Front	10mm	\	20.66	21.70	0.075	**0.095**	0.041	**0.052**	0.05	100.00%
3	Body	N38	519000	2595	DFT-s-OFDM QPSK	Rear	10mm	\	20.66	21.70	0.184	**0.234**	0.101	**0.128**	0.14	100.00%
3	Body	N38	523000	2615	DFT-s-OFDM QPSK	Right	10mm	FIG A.158	20.62	21.70	0.314	**0.403**	0.156	**0.200**	0.14	100.00%
3	Body	N38	519000	2595	DFT-s-OFDM QPSK	Right	10mm	\	20.66	21.70	0.294	**0.374**	0.161	**0.205**	0.1	100.00%
3	Body	N38	515000	2575	DFT-s-OFDM QPSK	Right	10mm	\	20.63	21.70	0.311	**0.398**	0.170	**0.217**	0.04	100.00%
3	Body	N38	519000	2595	CP-OFDM 16QAM	Right	10mm	\	20.65	21.70	0.281	**0.358**	0.153	**0.195**	-0.09	100.00%
4	Head	N38	520000	2600	DFT-s-OFDM QPSK	Cheek Left	0mm	\	24.40	25.20	0.068	**0.082**	0.037	**0.044**	-0.07	100.00%
4	Head	N38	519000	2595	DFT-s-OFDM QPSK	Cheek Left	0mm	\	24.47	25.20	0.063	**0.075**	0.033	**0.039**	0.12	100.00%
4	Head	N38	518000	2590	DFT-s-OFDM QPSK	Cheek Left	0mm	FIG A.159	24.42	25.20	0.071	**0.085**	0.038	**0.045**	-0.18	100.00%
4	Head	N38	519000	2595	DFT-s-OFDM QPSK	Tilt Left	0mm	\	24.47	25.20	0.025	**0.030**	0.014	**0.017**	0.13	100.00%
4	Head	N38	519000	2595	DFT-s-OFDM QPSK	Cheek Right	0mm	\	24.47	25.20	0.035	**0.041**	0.020	**0.024**	-0.15	100.00%
4	Head	N38	519000	2595	DFT-s-OFDM QPSK	Tilt Right	0mm	\	24.47	25.20	0.043	**0.051**	0.022	**0.026**	0.1	100.00%
4	Head	N38	519000	2595	CP-OFDM QPSK	Cheek Right	0mm	\	22.67	23.70	0.052	**0.066**	0.034	**0.043**	-0.06	100.00%
4	Body	N38	519000	2595	DFT-s-OFDM QPSK	Front	10mm	\	24.47	25.20	0.282	**0.334**	0.141	**0.167**	-0.03	100.00%
4	Body	N38	519000	2595	DFT-s-OFDM QPSK	Rear	10mm	\	24.47	25.20	0.607	**0.718**	0.278	**0.329**	0.08	100.00%
4	Body	N38	519000	2595	DFT-s-OFDM QPSK	Left	10mm	\	24.47	25.20	0.218	**0.258**	0.112	**0.133**	-0.09	100.00%
4	Body	N38	520000	2600	DFT-s-OFDM QPSK	Bottom	11mm	\	24.40	25.20	0.642	**0.772**	0.298	**0.358**	-0.07	100.00%
4	Body	N38	519000	2595	DFT-s-OFDM QPSK	Bottom	11mm	\	24.47	25.20	0.654	**0.774**	0.308	**0.364**	0.14	100.00%
4	Body	N38	518000	2590	DFT-s-OFDM QPSK	Bottom	11mm	FIG A.160	24.42	25.20	0.657	**0.786**	0.314	**0.376**	0.1	100.00%
4	Body	N38	518000	2590	DFT-s-OFDM QPSK	Bottom	10mm	\	21.93	22.70	0.526	**0.628**	0.248	**0.296**	-0.1	100.00%
4	Body	N38	518000	2590	CP-OFDM QPSK	Bottom	11mm	\	22.67	23.70	0.553	**0.701**	0.254	**0.322**	-0.18	100.00%
5	Head	N38	520000	2600	DFT-s-OFDM QPSK	Cheek Left	0mm	\	19.23	21.00	0.675	**1.015**	0.267	**0.401**	-0.13	100.00%
5	Head	N38	519000	2595	DFT-s-OFDM QPSK	Cheek Left	0mm	FIG A.161	19.27	21.00	0.725	**1.080**	0.288	**0.429**	-0.15	100.00%
5	Head	N38	518000	2590	DFT-s-OFDM QPSK	Cheek Left	0mm	\	19.24	21.00	0.693	**1.039**	0.274	**0.411**	0.07	100.00%
5	Head	N38	519000	2595	DFT-s-OFDM QPSK	Tilt Left	0mm	\	19.27	21.00	0.195	**0.290**	0.097	**0.144**	0.01	100.00%
5	Head	N38	519000	2595	DFT-s-OFDM QPSK	Cheek Right	0mm	\	19.27	21.00	0.214	**0.319**	0.103	**0.153**	0.11	100.00%
5	Head	N38	519000	2595	DFT-s-OFDM QPSK	Tilt Right	0mm	\	19.27	21.00	0.093	**0.139**	0.048	**0.071**	-0.08	100.00%
5	Head	N38	519000	2595	CP-OFDM QPSK	Cheek Left	0mm	\	19.17	21.00	0.564	**0.860**	0.223	**0.340**	-0.02	100.00%
5	Body	N38	519000	2595	DFT-s-OFDM QPSK	Front	10mm	\	21.67	22.50	0.160	**0.194**	0.076	**0.092**	0.06	100.00%
5	Body	N38	519000	2595	DFT-s-OFDM QPSK	Rear	10mm	\	21.67	22.50	0.154	**0.186**	0.079	**0.096**	0.18	100.00%
5	Body	N38	520000	2600	DFT-s-OFDM QPSK	Right	10mm	\	21.63	22.50	0.499	**0.610**	0.227	**0.277**	0.02	100.00%
5	Body	N38	519000	2595	DFT-s-OFDM QPSK	Right	10mm	\	21.67	22.50	0.523	**0.633**	0.242	**0.293**	-0.02	100.00%
5	Body	N38	518000	2590	DFT-s-OFDM QPSK	Right	10mm	FIG A.162	21.64	22.50	0.591	**0.720**	0.267	**0.325**	0.06	100.00%
5	Body	N38	519000	2595	DFT-s-OFDM QPSK	Top	10mm	\	21.67	22.50	0.054	**0.065**	0.015	**0.018**	-0.05	100.00%
5	Body	N38	516000	2580	CP-OFDM QPSK	Right	10mm	\	21.56	22.50	0.568	**0.705**	0.253	**0.314**	0.08	100.00%

©Copyright. All rights reserved by CTTL.

ANT	RF Exposure Conditions	Frequency Band	Channel Number	Frequency (MHz)	Mode	Test setup	Distance	Figure No./Note	EUT Measured Power (dBm)	Tune up (dBm)	Measured SAR 1g (W/kg)	Calculated SAR 1g (W/kg)	Measured SAR 10g (W/kg)	Calculated SAR 10g (W/kg)	Power Drift	Duty Cycle
2	Head	N41	518598	2592.99	DFT-s-OFDM QPSK	Cheek Left	0mm	\	19.12	19.20	0.554	**0.564**	0.222	**0.226**	-0.12	100.00%
2	Head	N41	537000	2685	DFT-s-OFDM QPSK	Tilt Left	0mm	\	19.05	19.20	0.746	**0.772**	0.281	**0.291**	0.16	100.00%
2	Head	N41	527799	2639	DFT-s-OFDM QPSK	Tilt Left	0mm	\	19.10	19.20	0.762	**0.780**	0.289	**0.296**	0.07	100.00%
2	Head	N41	518598	2592.99	DFT-s-OFDM QPSK	Tilt Left	0mm	\	19.12	19.20	0.793	**0.808**	0.314	**0.320**	0.04	100.00%
2	Head	N41	509406	2547.03	DFT-s-OFDM QPSK	Tilt Left	0mm	\	19.01	19.20	0.771	**0.805**	0.297	**0.310**	-0.09	100.00%
2	Head	N41	500205	2501.01	DFT-s-OFDM QPSK	Tilt Left	0mm	\	18.96	19.20	0.722	**0.763**	0.269	**0.284**	-0.03	100.00%
2	Head	N41	518598	2592.99	DFT-s-OFDM QPSK	Cheek Right	0mm	\	19.12	19.20	0.666	**0.678**	0.252	**0.257**	0.09	100.00%
2	Head	N41	537000	2685	DFT-s-OFDM QPSK	Tilt Right	0mm	FIG A.163	19.05	19.20	1.150	**1.190**	0.433	**0.448**	0.05	100.00%
2	Head	N41	527799	2639	DFT-s-OFDM QPSK	Tilt Right	0mm	\	19.10	19.20	1.110	**1.136**	0.410	**0.420**	0.11	100.00%
2	Head	N41	518598	2592.99	DFT-s-OFDM QPSK	Tilt Right	0mm	\	19.12	19.20	0.976	**0.994**	0.361	**0.368**	-0.09	100.00%
2	Head	N41	509406	2547.03	DFT-s-OFDM QPSK	Tilt Right	0mm	\	19.01	19.20	0.916	**0.957**	0.340	**0.355**	0.16	100.00%
2	Head	N41	500205	2501.01	DFT-s-OFDM QPSK	Tilt Right	0mm	\	18.96	19.20	0.743	**0.785**	0.279	**0.295**	0.08	100.00%
2	Head	N41	518598	2592.99	CP-OFDM 64QAM	Tilt Right	0mm	\	19.04	19.20	0.962	**0.998**	0.356	**0.369**	-0.11	100.00%
2	Body	N41	518598	2592.99	DFT-s-OFDM QPSK	Front	11mm	\	22.63	22.70	0.301	**0.306**	0.143	**0.145**	-0.16	100.00%
2	Body	N41	518598	2592.99	DFT-s-OFDM QPSK	Rear	10mm	\	22.63	22.70	0.246	**0.250**	0.132	**0.134**	0.08	100.00%
2	Body	N41	518598	2592.99	DFT-s-OFDM QPSK	Left	10mm	\	22.63	22.70	0.105	**0.107**	0.054	**0.055**	-0.11	100.00%
2	Body	N41	537000	2685	DFT-s-OFDM QPSK	Top	11mm	FIG A.164	22.53	22.70	0.899	**0.935**	0.427	**0.444**	0.11	100.00%
2	Body	N41	527799	2639	DFT-s-OFDM QPSK	Top	11mm	\	22.59	22.70	0.821	**0.842**	0.404	**0.414**	-0.12	100.00%
2	Body	N41	518598	2592.99	DFT-s-OFDM QPSK	Top	11mm	\	22.63	22.70	0.763	**0.775**	0.356	**0.362**	0.07	100.00%
2	Body	N41	509406	2547.03	DFT-s-OFDM QPSK	Top	11mm	\	22.49	22.70	0.718	**0.754**	0.336	**0.353**	0.1	100.00%
2	Body	N41	500205	2501.01	DFT-s-OFDM QPSK	Top	11mm	\	22.42	22.70	0.582	**0.621**	0.275	**0.293**	-0.03	100.00%
2	Body	N41	518598	2592.99	CP-OFDM 64QAM	Top	11mm	\	22.63	22.70	0.750	**0.762**	0.351	**0.357**	0.19	100.00%
2	Body	N41	518598	2592.99	DFT-s-OFDM QPSK	Front	10mm	\	20.05	20.20	0.193	**0.200**	0.092	**0.095**	0.12	100.00%
2	Body	N41	518598	2592.99	DFT-s-OFDM QPSK	Top	10mm	\	20.05	20.20	0.579	**0.599**	0.263	**0.272**	0.12	100.00%
3	Head	N41	537000	2685	DFT-s-OFDM QPSK	Cheek Left	0mm	\	25.43	26.70	0.166	**0.222**	0.086	**0.115**	-0.07	100.00%
3	Head	N41	527799	2639	DFT-s-OFDM QPSK	Cheek Left	0mm	\	25.50	26.70	0.230	**0.303**	0.121	**0.160**	0	100.00%
3	Head	N41	518598	2592.99	DFT-s-OFDM QPSK	Cheek Left	0mm	\	25.58	26.70	0.327	**0.423**	0.177	**0.229**	0.03	100.00%
3	Head	N41	509406	2547.03	DFT-s-OFDM QPSK	Cheek Left	0mm	\	25.38	26.70	0.341	**0.462**	0.186	**0.252**	-0.06	100.00%
3	Head	N41	500205	2501.01	DFT-s-OFDM QPSK	Cheek Left	0mm	FIG A.165	25.31	26.70	0.372	**0.512**	0.203	**0.280**	-0.19	100.00%
3	Head	N41	518598	2592.99	DFT-s-OFDM QPSK	Tilt Left	0mm	\	25.58	26.70	0.182	**0.236**	0.096	**0.124**	0.13	100.00%
3	Head	N41	518598	2592.99	DFT-s-OFDM QPSK	Cheek Right	0mm	\	25.58	26.70	0.309	**0.400**	0.150	**0.194**	0.01	100.00%
3	Head	N41	518598	2592.99	DFT-s-OFDM QPSK	Tilt Right	0mm	\	25.58	26.70	0.117	**0.151**	0.054	**0.070**	0.18	100.00%
3	Head	N41	500205	2501.01	CP-OFDM QPSK	Cheek Left	0mm	\	24.03	25.20	0.263	**0.344**	0.144	**0.189**	-0.11	100.00%
3	Body	N41	518598	2592.99	DFT-s-OFDM QPSK	Front	10mm	\	21.55	22.70	0.098	**0.128**	0.051	**0.066**	0.08	100.00%
3	Body	N41	518598	2592.99	DFT-s-OFDM QPSK	Rear	10mm	\	21.55	22.70	0.292	**0.381**	0.144	**0.188**	0.15	100.00%
3	Body	N41	537000	2685	DFT-s-OFDM QPSK	Right	10mm	\	21.42	22.70	0.243	**0.326**	0.109	**0.146**	0.16	100.00%
3	Body	N41	527799	2639	DFT-s-OFDM QPSK	Right	10mm	\	21.48	22.70	0.335	**0.444**	0.152	**0.201**	0.18	100.00%
3	Body	N41	518598	2592.99	DFT-s-OFDM QPSK	Right	10mm	\	21.55	22.70	0.476	**0.620**	0.224	**0.292**	0.03	100.00%
3	Body	N41	509406	2547.03	DFT-s-OFDM QPSK	Right	10mm	\	21.38	22.70	0.497	**0.674**	0.234	**0.317**	0.14	100.00%
3	Body	N41	500205	2501.01	DFT-s-OFDM QPSK	Right	10mm	FIG A.166	21.32	22.70	0.541	**0.743**	0.257	**0.353**	0.01	100.00%
3	Body	N41	518598	2592.99	CP-OFDM QPSK	Right	10mm	\	21.44	22.70	0.462	**0.618**	0.217	**0.290**	-0.18	100.00%
4	Head	N41	537000	2685	DFT-s-OFDM QPSK	Cheek Left	0mm	\	24.94	26.70	0.079	**0.118**	0.043	**0.064**	-0.09	100.00%
4	Head	N41	527799	2639	DFT-s-OFDM QPSK	Cheek Left	0mm	\	24.97	26.70	0.082	**0.122**	0.044	**0.066**	-0.17	100.00%
4	Head	N41	518598	2592.99	DFT-s-OFDM QPSK	Cheek Left	0mm	FIG A.167	25.00	26.70	0.084	**0.124**	0.045	**0.067**	-0.16	100.00%
4	Head	N41	509406	2547.03	DFT-s-OFDM QPSK	Cheek Left	0mm	\	24.95	26.70	0.082	**0.123**	0.045	**0.067**	-0.02	100.00%
4	Head	N41	500205	2501.01	DFT-s-OFDM QPSK	Cheek Left	0mm	\	24.92	26.70	0.077	**0.116**	0.043	**0.065**	0.02	100.00%
4	Head	N41	518598	2592.99	DFT-s-OFDM QPSK	Tilt Left	0mm	\	25.00	26.70	0.030	**0.044**	0.016	**0.024**	0.09	100.00%
4	Head	N41	518598	2592.99	DFT-s-OFDM QPSK	Cheek Right	0mm	\	25.00	26.70	0.044	**0.065**	0.026	**0.038**	-0.16	100.00%
4	Head	N41	518598	2592.99	DFT-s-OFDM QPSK	Tilt Right	0mm	\	25.00	26.70	0.055	**0.081**	0.029	**0.043**	-0.13	100.00%
4	Head	N41	518598	2592.99	CP-OFDM QPSK	Cheek Left	0mm	\	23.48	25.20	0.060	**0.089**	0.032	**0.048**	-0.1	100.00%
4	Body	N41	518598	2592.99	DFT-s-OFDM QPSK	Front	10mm	\	25.00	26.70	0.137	**0.203**	0.074	**0.109**	-0.13	100.00%
4	Body	N41	537000	2685	DFT-s-OFDM QPSK	Rear	10mm	\	24.94	26.70	0.541	**0.811**	0.252	**0.378**	0.03	100.00%
4	Body	N41	527799	2639	DFT-s-OFDM QPSK	Rear	10mm	\	24.97	26.70	0.562	**0.837**	0.264	**0.393**	-0.16	100.00%
4	Body	N41	518598	2592.99	DFT-s-OFDM QPSK	Rear	10mm	\	25.00	26.70	0.578	**0.855**	0.267	**0.395**	-0.13	100.00%
4	Body	N41	509406	2547.03	DFT-s-OFDM QPSK	Rear	10mm	\	24.95	26.70	0.562	**0.841**	0.265	**0.397**	0.08	100.00%
4	Body	N41	500205	2501.01	DFT-s-OFDM QPSK	Rear	10mm	\	24.92	26.70	0.533	**0.803**	0.257	**0.387**	0.05	100.00%
4	Body	N41	518598	2592.99	DFT-s-OFDM QPSK	Left	10mm	\	25.00	26.70	0.107	**0.158**	0.058	**0.086**	0.03	100.00%
4	Body	N41	537000	2685	DFT-s-OFDM QPSK	Bottom	11mm	\	24.94	26.70	0.607	**0.910**	0.294	**0.441**	0.09	100.00%
4	Body	N41	527799	2639	DFT-s-OFDM QPSK	Bottom	11mm	\	24.97	26.70	0.630	**0.938**	0.307	**0.457**	-0.11	100.00%
4	Body	N41	518598	2592.99	DFT-s-OFDM QPSK	Bottom	11mm	FIG A.168	25.00	26.70	0.648	**0.958**	0.311	**0.460**	0.02	100.00%
4	Body	N41	509406	2547.03	DFT-s-OFDM QPSK	Bottom	11mm	\	24.95	26.70	0.630	**0.943**	0.311	**0.465**	0.05	100.00%
4	Body	N41	500205	2501.01	DFT-s-OFDM QPSK	Bottom	11mm	\	24.92	26.70	0.597	**0.899**	0.299	**0.450**	-0.04	100.00%
4	Body	N41	518598	2592.99	DFT-s-OFDM QPSK	Bottom	10mm	\	21.51	22.70	0.479	**0.630**	0.234	**0.308**	-0.19	100.00%
4	Body	N41	518598	2592.99	CP-OFDM QPSK	Bottom	11mm	\	23.48	25.20	0.476	**0.707**	0.232	**0.345**	0.17	100.00%
5	Head	N41	537000	2685	DFT-s-OFDM QPSK	Cheek Left	0mm	\	20.26	22.20	0.552	**0.863**	0.212	**0.331**	0.13	100.00%
5	Head	N41	527799	2639	DFT-s-OFDM QPSK	Cheek Left	0mm	\	20.29	22.20	0.653	**1.014**	0.260	**0.404**	-0.17	100.00%
5	Head	N41	518598	2592.99	DFT-s-OFDM QPSK	Cheek Left	0mm	\	20.41	22.20	0.723	**1.092**	0.291	**0.439**	-0.12	100.00%
5	Head	N41	509406	2547.03	DFT-s-OFDM QPSK	Cheek Left	0mm	FIG A.169	20.36	22.20	0.784	**1.198**	0.322	**0.492**	-0.11	100.00%
5	Head	N41	500205	2501.01	DFT-s-OFDM QPSK	Cheek Left	0mm	\	20.27	22.20	0.616	**0.961**	0.260	**0.405**	-0.19	100.00%
5	Head	N41	518598	2592.99	DFT-s-OFDM QPSK	Tilt Left	0mm	\	20.41	22.20	0.189	**0.285**	0.097	**0.146**	-0.12	100.00%
5	Head	N41	518598	2592.99	DFT-s-OFDM QPSK	Cheek Right	0mm	\	20.41	22.20	0.205	**0.310**	0.102	**0.154**	-0.13	100.00%
5	Head	N41	518598	2592.99	DFT-s-OFDM QPSK	Tilt Right	0mm	\	20.41	22.20	0.081	**0.122**	0.044	**0.066**	-0.19	100.00%
5	Head	N41	509406	2455.02	CP-OFDM QPSK	Cheek Left	0mm	\	20.21	22.20	0.562	**0.889**	0.229	**0.362**	-0.12	100.00%
5	Body	N41	518598	2592.99	DFT-s-OFDM QPSK	Front	10mm	\	19.76	21.70	0.153	**0.239**	0.074	**0.116**	-0.17	100.00%
5	Body	N41	518598	2592.99	DFT-s-OFDM QPSK	Rear	10mm	\	19.76	21.70	0.160	**0.250**	0.078	**0.122**	0.01	100.00%
5	Body	N41	537000	2685	DFT-s-OFDM QPSK	Right	10mm	\	19.71	21.70	0.424	**0.670**	0.179	**0.283**	0.06	100.00%
5	Body	N41	527799	2639	DFT-s-OFDM QPSK	Right	10mm	\	19.74	21.70	0.500	**0.785**	0.219	**0.344**	-0.11	100.00%
5	Body	N41	518598	2592.99	DFT-s-OFDM QPSK	Right	10mm	\	19.76	21.70	0.555	**0.868**	0.245	**0.383**	-0.12	100.00%
5	Body	N41	509406	2547.03	DFT-s-OFDM QPSK	Right	10mm	FIG A.170	19.73	21.70	0.601	**0.946**	0.271	**0.427**	-0.01	100.00%
5	Body	N41	500205	2501.01	DFT-s-OFDM QPSK	Right	10mm	\	19.75	21.70	0.473	**0.741**	0.219	**0.343**	0.16	100.00%
5	Body	N41	518598	2592.99	DFT-s-OFDM QPSK	Top	10mm	\	19.76	21.70	0.046	**0.072**	0.024	**0.038**	0.09	100.00%
5	Body	N41	518598	2592.99	CP-OFDM QPSK	Right	10mm	\	19.72	21.70	0.518	**0.817**	0.234	**0.369**	-0.16	100.00%

©Copyright. All rights reserved by CTTL.

ANT	RF Exposure Conditions	Frequency Band	Channel Number	Frequency (MHz)	Mode	Test setup	Distance	Figure No./Note	EUT Measured Power (dBm)	Tune up (dBm)	Measured SAR 1g (W/kg)	Calculated SAR 1g (W/kg)	Measured SAR 10g (W/kg)	Calculated SAR 10g (W/kg)	Power Drift
2	Head	N66	349000	1745	DFT-s-OFDM QPSK	Cheek Left	0mm	\	22.68	23.20	0.402	**0.453**	0.226	**0.255**	-0.09
2	Head	N66	349000	1745	DFT-s-OFDM QPSK	Tilt Left	0mm	\	22.68	23.20	0.662	**0.746**	0.356	**0.401**	0.07
2	Head	N66	349000	1745	DFT-s-OFDM QPSK	Cheek Right	0mm	\	22.68	23.20	0.551	**0.621**	0.290	**0.327**	-0.17
2	Head	N66	352000	1760	DFT-s-OFDM QPSK	Tilt Right	0mm	FIG A.171	22.61	23.20	0.780	**0.894**	0.405	**0.464**	-0.03
2	Head	N66	349000	1745	DFT-s-OFDM QPSK	Tilt Right	0mm	\	22.68	23.20	0.779	**0.878**	0.406	**0.458**	0.07
2	Head	N66	346000	1730	DFT-s-OFDM QPSK	Tilt Right	0mm	\	22.60	23.20	0.743	**0.853**	0.388	**0.445**	0.14
2	Head	N66	349000	1745	CP-OFDM QPSK	Tilt Right	0mm	\	22.67	23.20	0.617	**0.697**	0.319	**0.360**	-0.09
2	Body	N66	349000	1745	DFT-s-OFDM QPSK	Front	11mm	\	22.20	22.70	0.157	**0.176**	0.092	**0.103**	-0.03
2	Body	N66	349000	1745	DFT-s-OFDM QPSK	Rear	10mm	\	22.20	22.70	0.186	**0.209**	0.107	**0.120**	-0.06
2	Body	N66	349000	1745	DFT-s-OFDM QPSK	Left	10mm	\	22.20	22.70	0.078	**0.088**	0.044	**0.049**	-0.07
2	Body	N66	352000	1760	DFT-s-OFDM QPSK	Top	11mm	FIG A.172	22.12	22.70	0.668	**0.763**	0.340	**0.389**	-0.13
2	Body	N66	349000	1745	DFT-s-OFDM QPSK	Top	11mm	\	22.20	22.70	0.629	**0.706**	0.317	**0.356**	-0.02
2	Body	N66	346000	1730	DFT-s-OFDM QPSK	Top	11mm	\	22.11	22.70	0.628	**0.719**	0.315	**0.361**	0.01
2	Body	N66	349000	1745	CP-OFDM QPSK	Top	11mm	\	22.18	22.70	0.588	**0.663**	0.298	**0.336**	0.09
2	Body	N66	349000	1745	DFT-s-OFDM QPSK	Front	10mm	\	21.69	22.20	0.153	**0.172**	0.087	**0.098**	0.11
2	Body	N66	349000	1745	DFT-s-OFDM QPSK	Top	10mm	\	21.69	22.20	0.450	**0.506**	0.215	**0.242**	0.01
3	Head	N66	349000	1745	DFT-s-OFDM QPSK	Cheek Left	0mm	\	24.29	25.20	0.225	**0.277**	0.143	**0.176**	0.07
3	Head	N66	349000	1745	DFT-s-OFDM QPSK	Tilt Left	0mm	\	24.29	25.20	0.124	**0.153**	0.079	**0.097**	-0.11
3	Head	N66	352000	1760	DFT-s-OFDM QPSK	Cheek Right	0mm	FIG A.173	24.21	25.20	0.433	**0.544**	0.240	**0.301**	0.03
3	Head	N66	349000	1745	DFT-s-OFDM QPSK	Cheek Right	0mm	\	24.29	25.20	0.394	**0.486**	0.219	**0.270**	-0.15
3	Head	N66	346000	1730	DFT-s-OFDM QPSK	Cheek Right	0mm	\	24.16	25.20	0.363	**0.461**	0.201	**0.255**	0.15
3	Head	N66	349000	1745	DFT-s-OFDM QPSK	Tilt Right	0mm	\	24.29	25.20	0.107	**0.132**	0.068	**0.084**	-0.19
3	Head	N66	349000	1745	CP-OFDM QPSK	Cheek Right	0mm	\	22.85	23.70	0.344	**0.418**	0.191	**0.232**	-0.19
3	Body	N66	349000	1745	DFT-s-OFDM QPSK	Front	10mm	\	23.41	24.20	0.127	**0.152**	0.070	**0.084**	-0.09
3	Body	N66	349000	1745	DFT-s-OFDM QPSK	Rear	10mm	\	23.41	24.20	0.270	**0.324**	0.147	**0.176**	-0.03
3	Body	N66	352000	1760	DFT-s-OFDM QPSK	Right	10mm	FIG A.174	23.33	24.20	0.663	**0.810**	0.324	**0.396**	0.13
3	Body	N66	349000	1745	DFT-s-OFDM QPSK	Right	10mm	\	23.41	24.20	0.612	**0.734**	0.300	**0.360**	-0.01
3	Body	N66	346000	1730	DFT-s-OFDM QPSK	Right	10mm	\	23.28	24.20	0.554	**0.685**	0.269	**0.332**	-0.02
3	Body	N66	349000	1745	CP-OFDM QPSK	Right	10mm	\	22.89	23.70	0.578	**0.697**	0.285	**0.343**	0.12
4	Head	N66	352000	1760	DFT-s-OFDM QPSK	Cheek Left	0mm	FIG A.175	23.80	25.20	0.094	**0.130**	0.059	**0.081**	0.13
4	Head	N66	349000	1745	DFT-s-OFDM QPSK	Cheek Left	0mm	\	23.88	25.20	0.093	**0.126**	0.059	**0.080**	-0.06
4	Head	N66	346000	1730	DFT-s-OFDM QPSK	Cheek Left	0mm	\	23.75	25.20	0.074	**0.103**	0.046	**0.064**	0.17
4	Head	N66	349000	1745	DFT-s-OFDM QPSK	Tilt Left	0mm	\	23.88	25.20	0.036	**0.049**	0.023	**0.031**	0.16
4	Head	N66	349000	1745	DFT-s-OFDM QPSK	Cheek Right	0mm	\	23.88	25.20	0.032	**0.043**	0.022	**0.030**	0.06
4	Head	N66	349000	1745	DFT-s-OFDM QPSK	Tilt Right	0mm	\	23.88	25.20	0.029	**0.039**	0.021	**0.028**	-0.16
4	Head	N66	349000	1745	CP-OFDM QPSK	Cheek Left	0mm	\	22.89	24.20	0.047	**0.064**	0.029	**0.039**	-0.1
4	Body	N66	349000	1745	DFT-s-OFDM QPSK	Front	10mm	\	23.88	25.20	0.159	**0.215**	0.094	**0.127**	0.18
4	Body	N66	349000	1745	DFT-s-OFDM QPSK	Rear	10mm	\	23.88	25.20	0.384	**0.520**	0.205	**0.278**	0.05
4	Body	N66	349000	1745	DFT-s-OFDM QPSK	Left	10mm	\	23.88	25.20	0.097	**0.131**	0.057	**0.077**	0.02
4	Body	N66	352000	1760	DFT-s-OFDM QPSK	Bottom	11mm	FIG A.176	23.80	25.20	0.842	**1.162**	0.446	**0.616**	0.18
4	Body	N66	349000	1745	DFT-s-OFDM QPSK	Bottom	11mm	\	23.88	25.20	0.753	**1.020**	0.390	**0.529**	0.13
4	Body	N66	346000	1730	DFT-s-OFDM QPSK	Bottom	11mm	\	23.75	25.20	0.726	**1.014**	0.387	**0.540**	-0.12
4	Body	N66	349000	1745	DFT-s-OFDM QPSK	Bottom	10mm	\	20.42	21.70	0.361	**0.485**	0.185	**0.248**	0.01
4	Body	N66	352000	1760	CP-OFDM QPSK	Bottom	10mm	\	22.89	24.20	0.629	**0.850**	0.325	**0.439**	0.12
5	Head	N66	352000	1760	DFT-s-OFDM QPSK	Cheek Left	0mm	\	22.61	24.00	0.439	**0.605**	0.221	**0.304**	0.11
5	Head	N66	349000	1745	DFT-s-OFDM QPSK	Cheek Left	0mm	FIG A.177	22.69	24.00	0.452	**0.611**	0.229	**0.310**	0.01
5	Head	N66	346000	1730	DFT-s-OFDM QPSK	Cheek Left	0mm	\	22.57	24.00	0.435	**0.605**	0.218	**0.303**	-0.08
5	Head	N66	349000	1745	DFT-s-OFDM QPSK	Tilt Left	0mm	\	22.69	24.00	0.119	**0.161**	0.071	**0.096**	0.09
5	Head	N66	349000	1745	DFT-s-OFDM QPSK	Cheek Right	0mm	\	22.69	24.00	0.148	**0.200**	0.086	**0.116**	-0.01
5	Head	N66	349000	1745	DFT-s-OFDM QPSK	Tilt Right	0mm	\	22.69	24.00	0.090	**0.122**	0.056	**0.076**	-0.18
5	Head	N66	349000	1745	CP-OFDM QPSK	Cheek Left	0mm	\	22.12	23.00	0.352	**0.431**	0.186	**0.228**	-0.11
5	Body	N66	349000	1745	DFT-s-OFDM QPSK	Front	10mm	\	21.16	22.50	0.086	**0.117**	0.050	**0.068**	-0.07
5	Body	N66	349000	1745	DFT-s-OFDM QPSK	Rear	10mm	\	21.16	22.50	0.202	**0.275**	0.112	**0.152**	-0.16
5	Body	N66	352000	1760	DFT-s-OFDM QPSK	Right	10mm	FIG A.178	21.09	22.50	0.706	**0.977**	0.348	**0.481**	-0.01
5	Body	N66	349000	1745	DFT-s-OFDM QPSK	Right	10mm	\	21.16	22.50	0.693	**0.943**	0.355	**0.483**	0.13
5	Body	N66	346000	1730	DFT-s-OFDM QPSK	Right	10mm	\	21.05	22.50	0.692	**0.966**	0.342	**0.478**	0.18
5	Body	N66	349000	1745	DFT-s-OFDM QPSK	Top	10mm	\	21.16	22.50	0.069	**0.094**	0.041	**0.056**	-0.13
5	Body	N66	349000	1745	CP-OFDM 16QAM	Right	10mm	\	21.15	22.30	0.566	**0.738**	0.278	**0.362**	0.12
0	Head	N71	136100	680.5	DFT-s-OFDM QPSK	Cheek Left	0mm	\	23.62	24.90	0.126	**0.169**	0.078	**0.105**	0.15
0	Head	N71	136100	680.5	DFT-s-OFDM QPSK	Tilt Left	0mm	\	23.62	24.90	0.056	**0.075**	0.037	**0.050**	0.14
0	Head	N71	137600	688	DFT-s-OFDM QPSK	Cheek Right	0mm	FIG A.179	23.59	24.90	0.220	**0.297**	0.123	**0.166**	-0.15
0	Head	N71	136100	680.5	DFT-s-OFDM QPSK	Cheek Right	0mm	\	23.62	24.90	0.200	**0.269**	0.108	**0.145**	0.1
0	Head	N71	134600	673	DFT-s-OFDM QPSK	Cheek Right	0mm	\	23.60	24.90	0.166	**0.224**	0.089	**0.120**	-0.03
0	Head	N71	136100	680.5	DFT-s-OFDM QPSK	Tilt Right	0mm	\	23.62	24.90	0.067	**0.090**	0.042	**0.056**	-0.15
0	Head	N71	136100	680.5	CP-OFDM QPSK	Cheek Right	0mm	\	22.79	23.40	0.176	**0.203**	0.093	**0.107**	0.02
0	Body	N71	136100	680.5	DFT-s-OFDM QPSK	Front	10mm	\	23.62	24.90	0.097	**0.130**	0.059	**0.079**	0.02
0	Body	N71	136100	680.5	DFT-s-OFDM QPSK	Rear	10mm	\	23.62	24.90	0.226	**0.303**	0.130	**0.175**	-0.06
0	Body	N71	137600	688	DFT-s-OFDM QPSK	Right	10mm	FIG A.180	23.59	24.90	0.414	**0.560**	0.226	**0.306**	0.17
0	Body	N71	136100	680.5	DFT-s-OFDM QPSK	Right	10mm	\	23.62	24.90	0.394	**0.529**	0.204	**0.274**	0.11
0	Body	N71	134600	673	DFT-s-OFDM QPSK	Right	10mm	\	23.60	24.90	0.341	**0.460**	0.176	**0.237**	0.05
0	Body	N71	136100	680.5	CP-OFDM QPSK	Right	10mm	\	22.79	23.40	0.292	**0.336**	0.155	**0.178**	0.05
1	Head	N71	136100	680.5	DFT-s-OFDM QPSK	Cheek Left	0mm	\	22.95	24.20	0.067	**0.089**	0.051	**0.068**	0.02
1	Head	N71	136100	680.5	DFT-s-OFDM QPSK	Tilt Left	0mm	\	22.95	24.20	0.060	**0.080**	0.043	**0.057**	0.03
1	Head	N71	137600	688	DFT-s-OFDM QPSK	Cheek Right	0mm	FIG A.181	22.92	24.20	0.110	**0.148**	0.082	**0.110**	-0.11
1	Head	N71	136100	680.5	DFT-s-OFDM QPSK	Cheek Right	0mm	\	22.95	24.20	0.108	**0.144**	0.082	**0.109**	-0.16
1	Head	N71	134600	673	DFT-s-OFDM QPSK	Cheek Right	0mm	\	22.93	24.20	0.084	**0.113**	0.064	**0.086**	0.03
1	Head	N71	136100	680.5	DFT-s-OFDM QPSK	Tilt Right	0mm	\	22.95	24.20	0.073	**0.097**	0.057	**0.076**	-0.08
1	Head	N71	136100	680.5	CP-OFDM QPSK	Cheek Right	0mm	\	22.06	22.70	0.089	**0.103**	0.068	**0.079**	-0.03
1	Body	N71	136100	680.5	DFT-s-OFDM QPSK	Front	10mm	\	22.95	24.20	0.088	**0.117**	0.054	**0.072**	0.05
1	Body	N71	136100	680.5	DFT-s-OFDM QPSK	Rear	10mm	\	22.95	24.20	0.130	**0.173**	0.085	**0.113**	0.15
1	Body	N71	137600	688	DFT-s-OFDM QPSK	Right	10mm	\	22.92	24.20	0.246	**0.330**	0.158	**0.212**	-0.15
1	Body	N71	136100	680.5	DFT-s-OFDM QPSK	Right	10mm	FIG A.182	22.95	24.20	0.257	**0.343**	0.167	**0.223**	-0.16
1	Body	N71	134600	673	DFT-s-OFDM QPSK	Right	10mm	\	22.93	24.20	0.226	**0.303**	0.147	**0.197**	0.04
1	Body	N71	136100	680.5	DFT-s-OFDM QPSK	Bottom	10mm	\	22.95	24.20	0.051	**0.068**	0.029	**0.039**	0.16
1	Body	N71	136100	680.5	CP-OFDM QPSK	Right	10mm	\	22.06	22.70	0.210	**0.243**	0.136	**0.158**	0.17

©Copyright. All rights reserved by CTTL.

ANT	RF Exposure Conditions	Frequency Band	Channel Number	Frequency (MHz)	Mode	Test setup	Distance	Figure No./Note	EUT Measured Power (dBm)	Tune up (dBm)	Measured SAR 1g (W/kg)	Calculated SAR 1g (W/kg)	Measured SAR 10g (W/kg)	Calculated SAR 10g (W/kg)	Power Drift	Duty Cycle
0	Head	N77-L	636332	3544.98	DFT-s-OFDM QPSK	Cheek Left	0mm	\	23.85	25.20	0.808	**1.103**	0.348	**0.475**	-0.13	100.00%
0	Head	N77-L	633334	3500.01	DFT-s-OFDM QPSK	Cheek Left	0mm	FIG A.183	23.98	25.20	0.839	**1.111**	0.366	**0.485**	0.14	100.00%
0	Head	N77-L	630334	3445.01	DFT-s-OFDM QPSK	Cheek Left	0mm	\	23.87	25.20	0.633	**0.860**	0.275	**0.374**	0.14	100.00%
0	Head	N77-L	633334	3500.01	DFT-s-OFDM QPSK	Tilt Left	0mm	\	23.98	25.20	0.268	**0.355**	0.106	**0.140**	-0.17	100.00%
0	Head	N77-L	633334	3500.01	DFT-s-OFDM QPSK	Cheek Right	0mm	\	23.98	25.20	0.589	**0.780**	0.235	**0.311**	0.02	100.00%
0	Head	N77-L	633334	3500.01	DFT-s-OFDM QPSK	Tilt Right	0mm	\	23.98	25.20	0.118	**0.156**	0.055	**0.073**	-0.16	100.00%
0	Head	N77-L	633334	3500.01	CP-OFDM QPSK	Cheek Left	0mm	\	23.40	24.70	0.576	**0.777**	0.245	**0.330**	0.1	100.00%
0	Body	N77-L	633334	3500.01	DFT-s-OFDM QPSK	Front	10mm	\	21.82	23.20	0.141	**0.194**	0.065	**0.089**	0.18	100.00%
0	Body	N77-L	633334	3500.01	DFT-s-OFDM QPSK	Rear	10mm	\	21.82	23.20	0.223	**0.306**	0.101	**0.139**	0.13	100.00%
0	Body	N77-L	636332	3544.98	DFT-s-OFDM QPSK	Right	10mm	\	21.70	23.20	0.513	**0.725**	0.215	**0.304**	0.03	100.00%
0	Body	N77-L	633334	3500.01	DFT-s-OFDM QPSK	Right	10mm	FIG A.184	21.82	23.20	0.537	**0.738**	0.223	**0.306**	0.07	100.00%
0	Body	N77-L	630334	3445.01	DFT-s-OFDM QPSK	Right	10mm	\	21.71	23.20	0.499	**0.703**	0.205	**0.289**	0.03	100.00%
0	Body	N77-L	633334	3500.01	CP-OFDM QPSK	Right	10mm	\	21.80	23.20	0.526	**0.726**	0.222	**0.306**	0.16	100.00%
2	Head	N77-L	633334	3500.01	DFT-s-OFDM QPSK	Cheek Left	0mm	\	21.99	22.20	0.331	**0.347**	0.140	**0.147**	0.09	100.00%
2	Head	N77-L	633334	3500.01	DFT-s-OFDM QPSK	Tilt Left	0mm	\	21.99	22.20	0.499	**0.524**	0.209	**0.219**	-0.07	100.00%
2	Head	N77-L	633334	3500.01	DFT-s-OFDM QPSK	Cheek Right	0mm	\	21.99	22.20	0.493	**0.517**	0.207	**0.217**	0.16	100.00%
2	Head	N77-L	636332	3544.98	DFT-s-OFDM QPSK	Tilt Right	0mm	\	21.94	22.20	0.658	**0.699**	0.271	**0.288**	-0.08	100.00%
2	Head	N77-L	633334	3500.01	DFT-s-OFDM QPSK	Tilt Right	0mm	FIG A.185	21.99	22.20	0.704	**0.739**	0.288	**0.302**	-0.12	100.00%
2	Head	N77-L	630334	3445.01	DFT-s-OFDM QPSK	Tilt Right	0mm	\	21.95	22.20	0.689	**0.730**	0.284	**0.301**	-0.18	100.00%
2	Head	N77-L	633334	3500.01	CP-OFDM 16QAM	Tilt Right	0mm	\	21.97	22.20	0.694	**0.732**	0.287	**0.303**	-0.03	100.00%
2	Body	N77-L	633334	3500.01	DFT-s-OFDM QPSK	Front	11mm	\	22.64	22.70	0.130	**0.132**	0.064	**0.065**	0.07	100.00%
2	Body	N77-L	633334	3500.01	DFT-s-OFDM QPSK	Rear	10mm	\	22.64	22.70	0.270	**0.274**	0.124	**0.126**	0.18	100.00%
2	Body	N77-L	633334	3500.01	DFT-s-OFDM QPSK	Left	10mm	\	22.64	22.70	0.099	**0.100**	0.049	**0.050**	-0.12	100.00%
2	Body	N77-L	636332	3544.98	DFT-s-OFDM QPSK	Top	11mm	\	22.58	22.70	0.770	**0.792**	0.317	**0.326**	0.14	100.00%
2	Body	N77-L	633334	3500.01	DFT-s-OFDM QPSK	Top	11mm	\	22.64	22.70	0.790	**0.801**	0.326	**0.331**	0.09	100.00%
2	Body	N77-L	630334	3445.01	DFT-s-OFDM QPSK	Top	11mm	FIG A.186	22.60	22.70	0.788	**0.806**	0.325	**0.333**	0.08	100.00%
2	Body	N77-L	633334	3500.01	CP-OFDM QPSK	Top	11mm	\	22.53	22.70	0.763	**0.793**	0.314	**0.327**	0.15	100.00%
2	Body	N77-L	633334	3500.01	DFT-s-OFDM QPSK	Front	10mm	\	21.55	21.70	0.103	**0.107**	0.050	**0.052**	-0.19	100.00%
2	Body	N77-L	633334	3500.01	DFT-s-OFDM QPSK	Top	10mm	\	21.55	21.70	0.201	**0.208**	0.094	**0.097**	0.03	100.00%
3	Head	N77-L	633334	3500.01	DFT-s-OFDM QPSK	Cheek Left	0mm	\	25.04	26.20	0.335	**0.438**	0.156	**0.204**	0.01	100.00%
3	Head	N77-L	633334	3500.01	DFT-s-OFDM QPSK	Tilt Left	0mm	\	25.04	26.20	0.181	**0.236**	0.082	**0.107**	-0.17	100.00%
3	Head	N77-L	630334	3445.01	DFT-s-OFDM QPSK	Cheek Right	0mm	\	24.96	26.20	0.435	**0.579**	0.180	**0.239**	-0.19	100.00%
3	Head	N77-L	633334	3500.01	DFT-s-OFDM QPSK	Cheek Right	0mm	FIG A.187	25.04	26.20	0.449	**0.586**	0.188	**0.246**	-0.15	100.00%
3	Head	N77-L	636332	3544.98	DFT-s-OFDM QPSK	Cheek Right	0mm	\	24.97	26.20	0.419	**0.556**	0.175	**0.232**	-0.02	100.00%
3	Head	N77-L	633334	3500.01	DFT-s-OFDM QPSK	Tilt Right	0mm	\	25.04	26.20	0.082	**0.107**	0.039	**0.051**	-0.11	100.00%
3	Head	N77-L	633334	3500.01	CP-OFDM QPSK	Cheek Right	0mm	\	23.47	25.20	0.325	**0.484**	0.137	**0.204**	-0.01	100.00%
3	Body	N77-L	633334	3500.01	DFT-s-OFDM QPSK	Front	10mm	\	18.50	19.70	0.065	**0.086**	0.029	**0.038**	-0.01	100.00%
3	Body	N77-L	633334	3500.01	DFT-s-OFDM QPSK	Rear	10mm	\	18.50	19.70	0.169	**0.223**	0.078	**0.103**	0.05	100.00%
3	Body	N77-L	636332	3544.98	DFT-s-OFDM QPSK	Right	10mm	\	18.42	19.70	0.342	**0.459**	0.148	**0.199**	-0.17	100.00%
3	Body	N77-L	633334	3500.01	DFT-s-OFDM QPSK	Right	10mm	FIG A.188	18.50	19.70	0.349	**0.460**	0.145	**0.191**	0.04	100.00%
3	Body	N77-L	630334	3445.01	DFT-s-OFDM QPSK	Right	10mm	\	18.43	19.70	0.313	**0.419**	0.141	**0.189**	0.01	100.00%
3	Body	N77-L	633334	3500.01	CP-OFDM 256QAM	Right	10mm	\	18.48	19.70	0.344	**0.456**	0.147	**0.195**	-0.14	100.00%
7	Head	N77-L	633334	3500.01	DFT-s-OFDM QPSK	Cheek Left	0mm	\	19.93	21.00	0.416	**0.532**	0.172	**0.220**	0.12	100.00%
7	Head	N77-L	636332	3544.98	DFT-s-OFDM QPSK	Tilt Left	0mm	\	19.82	21.00	0.639	**0.838**	0.248	**0.325**	-0.1	100.00%
7	Head	N77-L	633334	3500.01	DFT-s-OFDM QPSK	Tilt Left	0mm	\	19.93	21.00	0.651	**0.833**	0.250	**0.320**	0.03	100.00%
7	Head	N77-L	630334	3445.01	DFT-s-OFDM QPSK	Tilt Left	0mm	FIG A.189	19.82	21.00	0.674	**0.884**	0.270	**0.354**	-0.11	100.00%
7	Head	N77-L	633334	3500.01	DFT-s-OFDM QPSK	Cheek Right	0mm	\	19.93	21.00	0.334	**0.427**	0.126	**0.161**	-0.14	100.00%
7	Head	N77-L	633334	3500.01	DFT-s-OFDM QPSK	Tilt Right	0mm	\	19.93	21.00	0.446	**0.571**	0.161	**0.206**	-0.13	100.00%
7	Head	N77-L	633334	3500.01	CP-OFDM QPSK	Tilt Left	0mm	\	19.86	21.00	0.637	**0.828**	0.248	**0.322**	0.19	100.00%
7	Body	N77-L	633334	3500.01	DFT-s-OFDM QPSK	Front	11mm	\	18.92	20.00	0.062	**0.080**	0.030	**0.038**	0.17	100.00%
7	Body	N77-L	633334	3500.01	DFT-s-OFDM QPSK	Rear	10mm	\	18.92	20.00	0.229	**0.294**	0.092	**0.118**	-0.14	100.00%
7	Body	N77-L	633334	3500.01	DFT-s-OFDM QPSK	Right	10mm	\	18.92	20.00	0.055	**0.071**	0.027	**0.035**	0.03	100.00%
7	Body	N77-L	636332	3544.98	DFT-s-OFDM QPSK	Top	11mm	\	18.82	20.00	0.648	**0.850**	0.240	**0.315**	0.03	100.00%
7	Body	N77-L	633334	3500.01	DFT-s-OFDM QPSK	Top	11mm	\	18.92	20.00	0.669	**0.858**	0.249	**0.319**	0.03	100.00%
7	Body	N77-L	630334	3445.01	DFT-s-OFDM QPSK	Top	11mm	FIG A.190	18.82	20.00	0.691	**0.907**	0.262	**0.344**	0.02	100.00%
7	Body	N77-L	633334	3500.01	CP-OFDM QPSK	Top	11mm	\	18.85	20.00	0.674	**0.878**	0.251	**0.327**	-0.08	100.00%
7	Body	N77-L	633334	3500.01	DFT-s-OFDM QPSK	Front	10mm	\	16.89	18.00	0.057	**0.074**	0.024	**0.031**	0.19	100.00%
7	Body	N77-L	633334	3500.01	DFT-s-OFDM QPSK	Top	10mm	\	16.89	18.00	0.510	**0.659**	0.191	**0.247**	-0.17	100.00%

©Copyright. All rights reserved by CTTL.

ANT	RF Exposure Conditions	Frequency Band	Channel Number	Frequency (MHz)	Mode	Test setup	Distance	Figure No./Note	EUT Measured Power (dBm)	Tune up (dBm)	Measured SAR 1g (W/kg)	Calculated SAR 1g (W/kg)	Measured SAR 10g (W/kg)	Calculated SAR 10g (W/kg)	Power Drift	Duty Cycle
0	Head	N77-H	665000	3975	DFT-s-OFDM QPSK	Cheek Left	0mm	\	23.74	25.20	0.315	**0.441**	0.144	**0.202**	0.11	100.00%
0	Head	N77-H	661400	3921	DFT-s-OFDM QPSK	Cheek Left	0mm	\	23.70	25.20	0.374	**0.528**	0.164	**0.232**	-0.15	100.00%
0	Head	N77-H	657800	3867	DFT-s-OFDM QPSK	Cheek Left	0mm	\	23.71	25.20	0.499	**0.703**	0.217	**0.306**	0.17	100.00%
0	Head	N77-H	654200	3813	DFT-s-OFDM QPSK	Cheek Left	0mm	\	23.73	25.20	0.548	**0.769**	0.238	**0.334**	-0.05	100.00%
0	Head	N77-H	650600	3759	DFT-s-OFDM QPSK	Cheek Left	0mm	\	23.72	25.20	0.462	**0.650**	0.218	**0.307**	-0.07	100.00%
0	Head	N77-H	647000	3705	DFT-s-OFDM QPSK	Cheek Left	0mm	FIG A.191	23.76	25.20	0.691	**0.963**	0.305	**0.425**	-0.04	100.00%
0	Head	N77-H	647000	3705	DFT-s-OFDM QPSK	Tilt Left	0mm	\	23.76	25.20	0.108	**0.150**	0.053	**0.074**	-0.11	100.00%
0	Head	N77-H	665000	3975	DFT-s-OFDM QPSK	Cheek Right	0mm	\	23.74	25.20	0.293	**0.410**	0.134	**0.188**	-0.03	100.00%
0	Head	N77-H	661400	3921	DFT-s-OFDM QPSK	Cheek Right	0mm	\	23.70	25.20	0.348	**0.492**	0.153	**0.216**	-0.04	100.00%
0	Head	N77-H	657800	3867	DFT-s-OFDM QPSK	Cheek Right	0mm	\	23.71	25.20	0.464	**0.654**	0.202	**0.285**	-0.09	100.00%
0	Head	N77-H	654200	3813	DFT-s-OFDM QPSK	Cheek Right	0mm	\	23.73	25.20	0.510	**0.715**	0.222	**0.311**	0.16	100.00%
0	Head	N77-H	650600	3759	DFT-s-OFDM QPSK	Cheek Right	0mm	\	23.72	25.20	0.430	**0.605**	0.203	**0.285**	-0.18	100.00%
0	Head	N77-H	647000	3705	DFT-s-OFDM QPSK	Cheek Right	0mm	\	23.76	25.20	0.643	**0.896**	0.284	**0.396**	0.19	100.00%
0	Head	N77-H	647000	3705	DFT-s-OFDM QPSK	Tilt Right	0mm	\	23.76	25.20	0.102	**0.142**	0.052	**0.072**	-0.08	100.00%
0	Head	N77-H	647000	3705	CP-OFDM QPSK	Cheek Right	0mm	\	23.30	25.20	0.281	**0.435**	0.140	**0.217**	0.1	100.00%
0	Body	N77-H	647000	3705	DFT-s-OFDM QPSK	Front	10mm	\	21.81	23.20	0.116	**0.160**	0.051	**0.070**	-0.15	100.00%
0	Body	N77-H	647000	3705	DFT-s-OFDM QPSK	Rear	10mm	\	21.81	23.20	0.159	**0.219**	0.073	**0.101**	-0.09	100.00%
0	Body	N77-H	665000	3975	DFT-s-OFDM QPSK	Right	10mm	\	21.79	23.20	0.274	**0.379**	0.109	**0.151**	-0.18	100.00%
0	Body	N77-H	661400	3921	DFT-s-OFDM QPSK	Right	10mm	\	21.75	23.20	0.316	**0.441**	0.123	**0.172**	0.16	100.00%
0	Body	N77-H	657800	3867	DFT-s-OFDM QPSK	Right	10mm	\	21.76	23.20	0.302	**0.421**	0.118	**0.164**	-0.16	100.00%
0	Body	N77-H	654200	3813	DFT-s-OFDM QPSK	Right	10mm	\	21.78	23.20	0.310	**0.430**	0.122	**0.169**	0.09	100.00%
0	Body	N77-H	650600	3759	DFT-s-OFDM QPSK	Right	10mm	\	21.77	23.20	0.318	**0.442**	0.125	**0.174**	-0.17	100.00%
0	Body	N77-H	647000	3705	DFT-s-OFDM QPSK	Right	10mm	FIG A.192	21.81	23.20	0.325	**0.448**	0.139	**0.191**	0.14	100.00%
0	Body	N77-H	647000	3705	CP-OFDM QPSK	Right	10mm	\	21.74	23.20	0.324	**0.453**	0.138	**0.193**	0.14	100.00%
2	Head	N77-H	647000	3705	DFT-s-OFDM QPSK	Cheek Left	0mm	\	21.07	22.20	0.478	**0.620**	0.199	**0.258**	-0.08	100.00%
2	Head	N77-H	665000	3975	DFT-s-OFDM QPSK	Tilt Left	0mm	\	20.90	22.20	0.643	**0.867**	0.251	**0.339**	0.16	100.00%
2	Head	N77-H	661400	3921	DFT-s-OFDM QPSK	Tilt Left	0mm	\	20.85	22.20	0.635	**0.867**	0.246	**0.336**	0.03	100.00%
2	Head	N77-H	657800	3867	DFT-s-OFDM QPSK	Tilt Left	0mm	\	20.91	22.20	0.651	**0.876**	0.257	**0.346**	0.15	100.00%
2	Head	N77-H	654200	3813	DFT-s-OFDM QPSK	Tilt Left	0mm	\	21.04	22.20	0.666	**0.870**	0.262	**0.342**	-0.13	100.00%
2	Head	N77-H	650600	3759	DFT-s-OFDM QPSK	Tilt Left	0mm	\	21.04	22.20	0.671	**0.876**	0.265	**0.346**	0.15	100.00%
2	Head	N77-H	647000	3705	DFT-s-OFDM QPSK	Tilt Left	0mm	\	21.07	22.20	0.685	**0.889**	0.273	**0.354**	-0.12	100.00%
2	Head	N77-H	665000	3975	DFT-s-OFDM QPSK	Cheek Right	0mm	\	20.90	22.20	0.637	**0.859**	0.239	**0.322**	0.05	100.00%
2	Head	N77-H	661400	3921	DFT-s-OFDM QPSK	Cheek Right	0mm	\	20.85	22.20	0.629	**0.858**	0.234	**0.319**	-0.06	100.00%
2	Head	N77-H	657800	3867	DFT-s-OFDM QPSK	Cheek Right	0mm	\	20.91	22.20	0.645	**0.868**	0.245	**0.330**	-0.03	100.00%
2	Head	N77-H	654200	3813	DFT-s-OFDM QPSK	Cheek Right	0mm	\	21.04	22.20	0.660	**0.862**	0.250	**0.327**	-0.15	100.00%
2	Head	N77-H	650600	3759	DFT-s-OFDM QPSK	Cheek Right	0mm	\	21.04	22.20	0.665	**0.869**	0.252	**0.329**	0.12	100.00%
2	Head	N77-H	647000	3705	DFT-s-OFDM QPSK	Cheek Right	0mm	\	21.07	22.20	0.679	**0.881**	0.260	**0.337**	0.14	100.00%
2	Head	N77-H	665000	3975	DFT-s-OFDM QPSK	Tilt Right	0mm	\	20.90	22.20	0.815	**1.099**	0.315	**0.425**	-0.05	100.00%
2	Head	N77-H	661400	3921	DFT-s-OFDM QPSK	Tilt Right	0mm	\	20.85	22.20	0.808	**1.103**	0.316	**0.431**	-0.08	100.00%
2	Head	N77-H	657800	3867	DFT-s-OFDM QPSK	Tilt Right	0mm	\	20.91	22.20	0.879	**1.183**	0.340	**0.458**	-0.04	100.00%
2	Head	N77-H	654200	3813	DFT-s-OFDM QPSK	Tilt Right	0mm	FIG A.193	21.04	22.20	0.918	**1.199**	0.359	**0.469**	0.05	100.00%
2	Head	N77-H	650600	3759	DFT-s-OFDM QPSK	Tilt Right	0mm	\	21.04	22.20	0.879	**1.148**	0.348	**0.455**	-0.16	100.00%
2	Head	N77-H	647000	3705	DFT-s-OFDM QPSK	Tilt Right	0mm	\	21.07	22.20	0.795	**1.031**	0.326	**0.423**	-0.14	100.00%
2	Head	N77-H	647000	3705	CP-OFDM QPSK	Tilt Right	0mm	\	21.06	22.20	0.781	**1.015**	0.316	**0.411**	0.02	100.00%
2	Body	N77-H	647000	3705	DFT-s-OFDM QPSK	Front	11mm	\	22.29	22.70	0.224	**0.246**	0.105	**0.115**	-0.13	100.00%
2	Body	N77-H	647000	3705	DFT-s-OFDM QPSK	Rear	10mm	\	22.29	22.70	0.278	**0.306**	0.130	**0.143**	-0.03	100.00%
2	Body	N77-H	647000	3705	DFT-s-OFDM QPSK	Left	10mm	\	22.29	22.70	0.144	**0.158**	0.074	**0.081**	0.12	100.00%
2	Body	N77-H	665000	3975	DFT-s-OFDM QPSK	Top	11mm	\	22.11	22.70	0.785	**0.899**	0.314	**0.360**	-0.01	100.00%
2	Body	N77-H	661400	3921	DFT-s-OFDM QPSK	Top	11mm	\	22.05	22.70	0.779	**0.905**	0.316	**0.367**	-0.07	100.00%
2	Body	N77-H	657800	3867	DFT-s-OFDM QPSK	Top	11mm	\	22.12	22.70	0.848	**0.969**	0.339	**0.387**	-0.17	100.00%
2	Body	N77-H	654200	3813	DFT-s-OFDM QPSK	Top	11mm	FIG A.194	22.26	22.70	0.884	**0.978**	0.358	**0.396**	0.01	100.00%
2	Body	N77-H	650600	3759	DFT-s-OFDM QPSK	Top	11mm	\	22.25	22.70	0.848	**0.941**	0.347	**0.385**	0.18	100.00%
2	Body	N77-H	647000	3705	DFT-s-OFDM QPSK	Top	11mm	\	22.29	22.70	0.767	**0.843**	0.325	**0.357**	0.09	100.00%
2	Body	N77-H	647000	3705	CP-OFDM QPSK	Top	11mm	\	22.16	22.70	0.755	**0.855**	0.322	**0.365**	-0.11	100.00%
2	Body	N77-H	647000	3705	DFT-s-OFDM QPSK	Front	10mm	\	21.25	21.70	0.122	**0.135**	0.053	**0.059**	-0.14	100.00%
2	Body	N77-H	647000	3705	DFT-s-OFDM QPSK	Top	10mm	\	21.25	21.70	0.574	**0.637**	0.235	**0.261**	0.15	100.00%
3	Head	N77-H	647000	3705	DFT-s-OFDM QPSK	Cheek Left	0mm	\	25.21	26.20	0.333	**0.418**	0.143	**0.180**	-0.02	100.00%
3	Head	N77-H	647000	3705	DFT-s-OFDM QPSK	Tilt Left	0mm	\	25.21	26.20	0.178	**0.224**	0.077	**0.097**	0.16	100.00%
3	Head	N77-H	665000	3975	DFT-s-OFDM QPSK	Cheek Right	0mm	\	25.04	26.20	0.191	**0.249**	0.086	**0.112**	0.13	100.00%
3	Head	N77-H	661400	3921	DFT-s-OFDM QPSK	Cheek Right	0mm	\	25.01	26.20	0.250	**0.329**	0.103	**0.135**	-0.11	100.00%
3	Head	N77-H	657800	3867	DFT-s-OFDM QPSK	Cheek Right	0mm	\	25.10	26.20	0.385	**0.496**	0.150	**0.193**	0.07	100.00%
3	Head	N77-H	654200	3813	DFT-s-OFDM QPSK	Cheek Right	0mm	\	25.17	26.20	0.429	**0.544**	0.166	**0.210**	-0.06	100.00%
3	Head	N77-H	650600	3759	DFT-s-OFDM QPSK	Cheek Right	0mm	\	25.19	26.20	0.426	**0.538**	0.172	**0.217**	-0.13	100.00%
3	Head	N77-H	647000	3705	DFT-s-OFDM QPSK	Cheek Right	0mm	FIG A.195	25.21	26.20	0.443	**0.556**	0.181	**0.227**	0.14	100.00%
3	Head	N77-H	647000	3705	DFT-s-OFDM QPSK	Tilt Right	0mm	\	25.21	26.20	0.078	**0.098**	0.037	**0.046**	0.1	100.00%
3	Head	N77-H	647000	3705	CP-OFDM QPSK	Cheek Right	0mm	\	23.72	25.20	0.296	**0.416**	0.127	**0.179**	0.12	100.00%
3	Body	N77-H	647000	3705	DFT-s-OFDM QPSK	Front	10mm	\	18.47	19.70	0.034	**0.045**	0.015	**0.020**	0.19	100.00%
3	Body	N77-H	647000	3705	DFT-s-OFDM QPSK	Rear	10mm	\	18.47	19.70	0.114	**0.151**	0.050	**0.066**	-0.12	100.00%
3	Body	N77-H	665000	3975	DFT-s-OFDM QPSK	Right	10mm	\	18.26	19.70	0.134	**0.187**	0.051	**0.071**	-0.03	100.00%
3	Body	N77-H	661400	3921	DFT-s-OFDM QPSK	Right	10mm	\	18.31	19.70	0.145	**0.200**	0.055	**0.076**	-0.11	100.00%
3	Body	N77-H	657800	3867	DFT-s-OFDM QPSK	Right	10mm	\	18.34	19.70	0.160	**0.219**	0.067	**0.092**	0.19	100.00%
3	Body	N77-H	654200	3813	DFT-s-OFDM QPSK	Right	10mm	\	18.38	19.70	0.176	**0.239**	0.071	**0.096**	0.18	100.00%
3	Body	N77-H	650600	3759	DFT-s-OFDM QPSK	Right	10mm	\	18.41	19.70	0.189	**0.254**	0.075	**0.101**	0.04	100.00%
3	Body	N77-H	647000	3705	DFT-s-OFDM QPSK	Right	10mm	FIG A.196	18.47	19.70	0.193	**0.256**	0.080	**0.106**	0.05	100.00%
3	Body	N77-H	647000	3705	CP-OFDM QPSK	Right	10mm	\	18.46	19.70	0.192	**0.255**	0.079	**0.105**	-0.18	100.00%
7	Head	N77-H	647000	3705	DFT-s-OFDM QPSK	Cheek Left	0mm	\	19.69	21.00	0.351	**0.475**	0.142	**0.192**	0.11	100.00%
7	Head	N77-H	665000	3975	DFT-s-OFDM QPSK	Tilt Left	0mm	\	19.67	21.00	0.402	**0.546**	0.154	**0.209**	-0.04	100.00%
7	Head	N77-H	661400	3921	DFT-s-OFDM QPSK	Tilt Left	0mm	\	19.64	21.00	0.429	**0.587**	0.169	**0.231**	0.09	100.00%
7	Head	N77-H	657800	3867	DFT-s-OFDM QPSK	Tilt Left	0mm	\	19.66	21.00	0.447	**0.609**	0.174	**0.237**	-0.07	100.00%
7	Head	N77-H	654200	3813	DFT-s-OFDM QPSK	Tilt Left	0mm	\	19.67	21.00	0.489	**0.664**	0.191	**0.259**	0.12	100.00%
7	Head	N77-H	650600	3759	DFT-s-OFDM QPSK	Tilt Left	0mm	\	19.66	21.00	0.517	**0.704**	0.201	**0.274**	-0.06	100.00%
7	Head	N77-H	647000	3705	DFT-s-OFDM QPSK	Tilt Left	0mm	FIG A.197	19.69	21.00	0.568	**0.768**	0.219	**0.296**	-0.09	100.00%
7	Head	N77-H	647000	3705	DFT-s-OFDM QPSK	Cheek Right	0mm	\	19.69	21.00	0.304	**0.411**	0.114	**0.154**	-0.14	100.00%
7	Head	N77-H	647000	3705	DFT-s-OFDM QPSK	Tilt Right	0mm	\	19.69	21.00	0.434	**0.587**	0.161	**0.218**	-0.14	100.00%
7	Head	N77-H	647000	3705	CP-OFDM 16QAM	Tilt Left	0mm	\	19.65	21.00	0.548	**0.748**	0.223	**0.304**	-0.09	100.00%
7	Body	N77-H	647000	3705	DFT-s-OFDM QPSK	Front	11mm	\	18.67	20.00	0.070	**0.095**	0.030	**0.041**	-0.02	100.00%
7	Body	N77-H	647000	3705	DFT-s-OFDM QPSK	Rear	10mm	\	18.67	20.00	0.168	**0.228**	0.073	**0.099**	-0.13	100.00%
7	Body	N77-H	647000	3705	DFT-s-OFDM QPSK	Right	10mm	\	18.67	20.00	0.057	**0.077**	0.028	**0.038**	-0.15	100.00%
7	Body	N77-H	665000	3975	DFT-s-OFDM QPSK	Top	11mm	\	18.65	20.00	0.382	**0.521**	0.147	**0.201**	0.18	100.00%
7	Body	N77-H	661400	3921	DFT-s-OFDM QPSK	Top	11mm	\	18.62	20.00	0.399	**0.548**	0.154	**0.212**	-0.16	100.00%
7	Body	N77-H	657800	3867	DFT-s-OFDM QPSK	Top	11mm	\	18.64	20.00	0.411	**0.562**	0.158	**0.216**	-0.15	100.00%
7	Body	N77-H	654200	3813	DFT-s-OFDM QPSK	Top	11mm	\	18.65	20.00	0.414	**0.565**	0.158	**0.216**	0.19	100.00%
7	Body	N77-H	650600	3759	DFT-s-OFDM QPSK	Top	11mm	\	18.64	20.00	0.439	**0.600**	0.165	**0.226**	0.03	100.00%
7	Body	N77-H	647000	3705	DFT-s-OFDM QPSK	Top	11mm	FIG A.198	18.67	20.00	0.481	**0.653**	0.180	**0.244**	0.17	100.00%
7	Body	N77-H	647000	3705	CP-OFDM 16QAM	Top	11mm	\	18.63	20.00	0.478	**0.655**	0.188	**0.258**	-0.12	100.00%
7	Body	N77-H	647000	3705	DFT-s-OFDM QPSK	Front	10mm	\	16.65	18.00	0.053	**0.072**	0.025	**0.034**	-0.11	100.00%
7	Body	N77-H	647000	3705	DFT-s-OFDM QPSK	Top	10mm	\	16.65	18.00	0.349	**0.476**	0.132	**0.180**	-0.08	100.00%

©Copyright. All rights reserved by CTTL.

15.3 SAR results for WLAN - Folder Closed

The maximum output power specified for production units are determined for all applicable 802.11 transmission modes in each standalone and aggregated frequency band. Maximum output power is measured for the highest maximum output power configuration(s) in each frequency band according to the default power measurement procedures.

When the same transmission mode configurations have the same maximum output power on the same channel for the 802.11 a/g/n/ac/ax modes, the channel in the lower order/sequence 802.11 mode (i.e. a, g, n ac then ax) is selected.

SAR Test reduction was applied from KDB 248227 guidance, when the same maximum power is specified for multiple transmission modes in a frequency band, the largest channel bandwidth, lowest order modulation, lowest data rate and lowest order 802.11a/g/n/ac mode is used for SAR measurement, on the highest measured output power channel in the initial test configuration, for each frequency band. Additional output power measurements were not deemed necessary.

Duty factor plot

CH11 ANT5

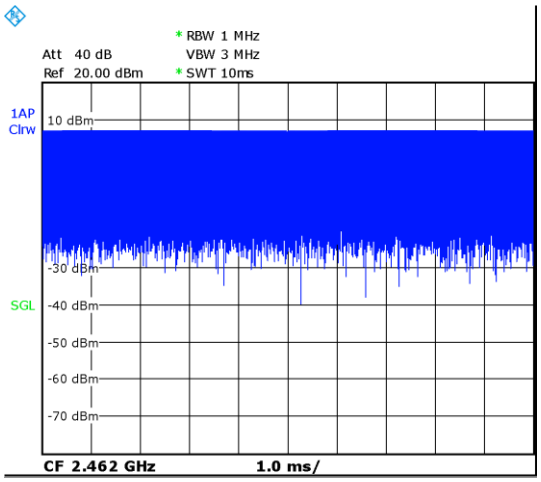

CH11 ANT6

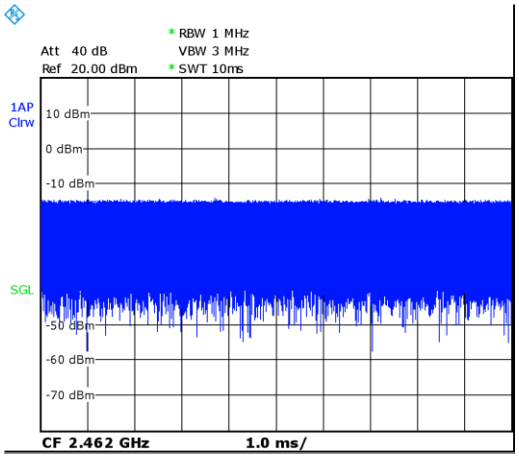

©Copyright. All rights reserved by CTTL.

CH42 ANT7

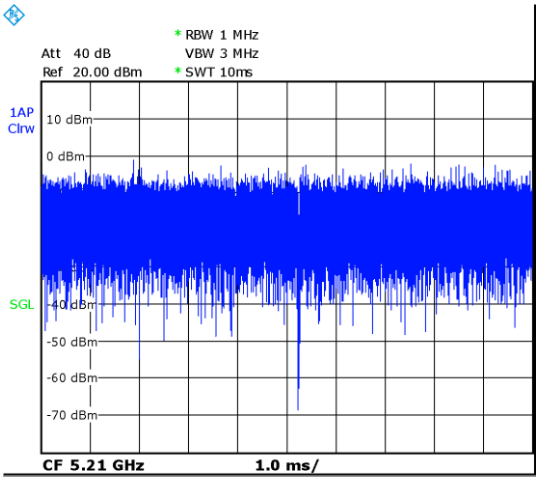

CH155 ANT7

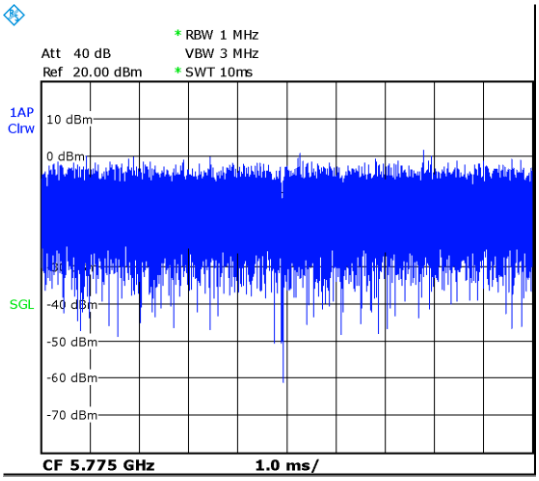

CH138 ANT10

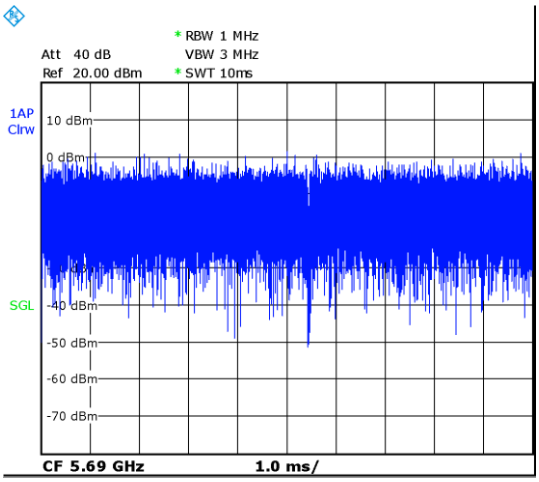

©Copyright. All rights reserved by CTTL.

WLAN 2.4G

ANT	RF Exposure Conditions	Frequency Band	Channel Number	Frequency (MHz)	Mode/RB	Test setup	Distance	Figure No.	Note	Duty Cycle	EUT Measured Power (dBm)	Tune up (dBm)	Measured SAR 1g (W/kg)	Calculated SAR 1g (W/kg)	Measured SAR 10g (W/kg)	Calculated SAR 10g (W/kg)	Power Drift
5	Head	WLAN2.4G	11	2462	11b	Cheek Left	0mm	\	Note1	100.00%	15.84	17.50	0.051	**0.075**	0.028	**0.041**	-0.18
5	Head	WLAN2.4G	11	2462	11b	Tilt Left	0mm	\	Note1	100.00%	15.84	17.50	0.090	**0.132**	0.041	**0.060**	-0.15
5	Head	WLAN2.4G	11	2462	11b	Cheek Right	0mm	\	Note1	100.00%	15.84	17.50	0.065	**0.095**	0.032	**0.047**	0.07
5	Head	WLAN2.4G	11	2462	11b	Tilt Right	0mm	FIG A.199	Note1	100.00%	15.84	17.50	0.094	**0.138**	0.043	**0.063**	-0.15
5	Head	WLAN2.4G	1	2412	11b	Cheek Left	0mm	\	Note2	100.00%	14.20	16.00	0.028	**0.042**	0.014	**0.021**	-0.04
5	Head	WLAN2.4G	1	2412	11b	Tilt Left	0mm	\	Note2	100.00%	14.20	16.00	0.050	**0.076**	0.021	**0.032**	-0.03
5	Head	WLAN2.4G	1	2412	11b	Cheek Right	0mm	\	Note2	100.00%	14.20	16.00	0.036	**0.054**	0.016	**0.024**	0.07
5	Head	WLAN2.4G	1	2412	11b	Tilt Right	0mm	\	Note2	100.00%	14.20	16.00	0.052	**0.079**	0.022	**0.033**	-0.13
5	Body	WLAN2.4G	11	2462	11b	Front	10mm	\	Note1	100.00%	15.84	17.50	0.026	**0.038**	0.013	**0.019**	0.03
5	Body	WLAN2.4G	11	2462	11b	Rear	10mm	\	Note1	100.00%	15.84	17.50	0.055	**0.081**	0.028	**0.041**	0.08
5	Body	WLAN2.4G	11	2462	11b	Right	10mm	\	Note1	100.00%	15.84	17.50	0.069	**0.101**	0.032	**0.047**	-0.09
5	Body	WLAN2.4G	11	2462	11b	Top	10mm	FIG A.200	Note1	100.00%	15.84	17.50	0.136	**0.199**	0.060	**0.088**	0.06
5	Body	WLAN2.4G	11	2462	11b	Front	10mm	\	Note2	100.00%	12.16	14.00	0.012	**0.018**	0.005	**0.008**	0.11
5	Body	WLAN2.4G	11	2462	11b	Rear	10mm	\	Note2	100.00%	12.16	14.00	0.025	**0.038**	0.010	**0.015**	-0.11
5	Body	WLAN2.4G	11	2462	11b	Right	10mm	\	Note2	100.00%	12.16	14.00	0.031	**0.047**	0.011	**0.017**	-0.15
5	Body	WLAN2.4G	11	2462	11b	Top	10mm	\	Note2	100.00%	12.16	14.00	0.061	**0.093**	0.021	**0.032**	0.1
6	Head	WLAN2.4G	11	2462	11b	Cheek Left	0mm	FIG A.201	Note1	100.00%	15.69	17.50	0.141	**0.214**	0.051	**0.077**	-0.15
6	Head	WLAN2.4G	11	2462	11b	Tilt Left	0mm	\	Note1	100.00%	15.69	17.50	0.037	**0.056**	0.016	**0.024**	0.06
6	Head	WLAN2.4G	11	2462	11b	Cheek Right	0mm	\	Note1	100.00%	15.69	17.50	0.057	**0.086**	0.025	**0.038**	0.13
6	Head	WLAN2.4G	11	2462	11b	Tilt Right	0mm	\	Note1	100.00%	15.69	17.50	0.034	**0.052**	0.014	**0.021**	0.01
6	Head	WLAN2.4G	1	2412	11b	Cheek Left	0mm	\	Note2	100.00%	14.12	16.00	0.079	**0.122**	0.021	**0.032**	0.09
6	Head	WLAN2.4G	1	2412	11b	Tilt Left	0mm	\	Note2	100.00%	14.12	16.00	0.021	**0.032**	0.007	**0.011**	-0.07
6	Head	WLAN2.4G	1	2412	11b	Cheek Right	0mm	\	Note2	100.00%	14.12	16.00	0.032	**0.049**	0.010	**0.015**	-0.08
6	Head	WLAN2.4G	1	2412	11b	Tilt Right	0mm	\	Note2	100.00%	14.12	16.00	0.019	**0.029**	0.006	**0.009**	0.04
6	Body	WLAN2.4G	11	2462	11b	Front	10mm	\	Note1	100.00%	15.69	17.50	0.046	**0.070**	0.022	**0.033**	0.08
6	Body	WLAN2.4G	11	2462	11b	Rear	10mm	\	Note1	100.00%	15.69	17.50	0.087	**0.132**	0.041	**0.062**	0.09
6	Body	WLAN2.4G	11	2462	11b	Right	10mm	FIG A.202	Note1	100.00%	15.69	17.50	0.183	**0.278**	0.081	**0.123**	0.11
6	Body	WLAN2.4G	11	2462	11b	Top	10mm	\	Note1	100.00%	15.69	17.50	0.041	**0.062**	0.019	**0.029**	0.05
6	Body	WLAN2.4G	1	2412	11b	Front	10mm	\	Note2	100.00%	12.11	14.00	0.017	**0.026**	0.007	**0.011**	0.13
6	Body	WLAN2.4G	1	2412	11b	Rear	10mm	\	Note2	100.00%	12.11	14.00	0.032	**0.049**	0.013	**0.020**	0.03
6	Body	WLAN2.4G	1	2412	11b	Right	10mm	\	Note2	100.00%	12.11	14.00	0.067	**0.104**	0.026	**0.040**	-0.16
6	Body	WLAN2.4G	1	2412	11b	Top	10mm	\	Note2	100.00%	12.11	14.00	0.015	**0.023**	0.006	**0.009**	-0.17

Note1: The data is used for WIFI2.4G stand-alone and WIFI2.4G +WIFI5G simultaneous transmission

Note2: The data is used for WIFI2.4G +WWAN simultaneous transmission and WIFI2.4G +WIFI5G +WWAN simultaneous transmission

©Copyright. All rights reserved by CTTL.

WLAN 5G

ANT	RF Exposure Conditions	Frequency Band	Channel Number	Frequency (MHz)	Mode/RB	Test setup	Distance	Figure No.	Note	Duty Cycle	EUT Measured Power (dBm)	Tune up (dBm)	Measured SAR 1g (W/kg)	Calculated SAR 1g (W/kg)	Measured SAR 10g (W/kg)	Calculated SAR 10g (W/kg)	Power Drift
7	Head	WLAN5G	42	5210	11ac-80M	Cheek Left	0mm	\	Note1	100.00%	16.18	18.00	0.181	**0.275**	0.041	**0.062**	-0.02
7	Head	WLAN5G	42	5210	11ac-80M	Tilt Left	0mm	\	Note1	100.00%	16.18	18.00	0.243	**0.369**	0.051	**0.078**	0.13
7	Head	WLAN5G	42	5210	11ac-80M	Cheek Right	0mm	\	Note1	100.00%	16.18	18.00	0.115	**0.175**	0.030	**0.046**	-0.13
7	Head	WLAN5G	42	5210	11ac-80M	Tilt Right	0mm	\	Note1	100.00%	16.18	18.00	0.175	**0.266**	0.044	**0.067**	0.1
7	Head	WLAN5G	58	5290	11ac-80M	Cheek Left	0mm	\	Note1	100.00%	16.06	18.00	0.146	**0.228**	0.034	**0.053**	-0.1
7	Head	WLAN5G	58	5290	11ac-80M	Tilt Left	0mm	\	Note1	100.00%	16.06	18.00	0.199	**0.311**	0.051	**0.080**	-0.06
7	Head	WLAN5G	58	5290	11ac-80M	Cheek Right	0mm	\	Note1	100.00%	16.06	18.00	0.119	**0.186**	0.030	**0.047**	-0.09
7	Head	WLAN5G	58	5290	11ac-80M	Tilt Right	0mm	\	Note1	100.00%	16.06	18.00	0.161	**0.252**	0.039	**0.061**	-0.06
7	Head	WLAN5G	106	5530	11ac-80M	Cheek Left	0mm	\	Note1	100.00%	16.43	18.00	0.104	**0.149**	0.023	**0.033**	-0.13
7	Head	WLAN5G	106	5530	11ac-80M	Tilt Left	0mm	\	Note1	100.00%	16.43	18.00	0.166	**0.238**	0.038	**0.055**	0.01
7	Head	WLAN5G	106	5530	11ac-80M	Cheek Right	0mm	\	Note1	100.00%	16.43	18.00	0.120	**0.172**	0.030	**0.043**	0.12
7	Head	WLAN5G	106	5530	11ac-80M	Tilt Right	0mm	\	Note1	100.00%	16.43	18.00	0.158	**0.227**	0.036	**0.052**	-0.05
7	Head	WLAN5G	155	5775	11ac-80M	Cheek Left	0mm	\	Note1	100.00%	16.88	18.00	0.195	**0.252**	0.045	**0.058**	0.16
7	Head	WLAN5G	155	5775	11ac-80M	Tilt Left	0mm	FIG A.203	Note1	100.00%	16.88	18.00	0.288	**0.373**	0.064	**0.083**	0.15
7	Head	WLAN5G	155	5775	11ac-80M	Cheek Right	0mm	\	Note1	100.00%	16.88	18.00	0.209	**0.270**	0.050	**0.065**	0.16
7	Head	WLAN5G	155	5775	11ac-80M	Tilt Right	0mm	\	Note1	100.00%	16.88	18.00	0.264	**0.342**	0.061	**0.079**	-0.16
7	Head	WLAN5G	42	5210	11ac-80M	Cheek Left	0mm	\	Note2	100.00%	16.18	18.00	0.181	**0.275**	0.041	**0.062**	-0.02
7	Head	WLAN5G	42	5210	11ac-80M	Tilt Left	0mm	\	Note2	100.00%	16.18	18.00	0.243	**0.369**	0.051	**0.078**	0.13
7	Head	WLAN5G	42	5210	11ac-80M	Cheek Right	0mm	\	Note2	100.00%	16.18	18.00	0.115	**0.175**	0.030	**0.046**	-0.13
7	Head	WLAN5G	42	5210	11ac-80M	Tilt Right	0mm	\	Note2	100.00%	16.18	18.00	0.175	**0.266**	0.044	**0.067**	0.1
7	Head	WLAN5G	50	5250	11ac-160M	Cheek Left	0mm	\	Note2	100.00%	13.50	15.00	0.082	**0.116**	0.024	**0.034**	-0.19
7	Head	WLAN5G	50	5250	11ac-160M	Tilt Left	0mm	\	Note2	100.00%	13.50	15.00	0.115	**0.162**	0.034	**0.048**	-0.12
7	Head	WLAN5G	50	5250	11ac-160M	Cheek Right	0mm	\	Note2	100.00%	13.50	15.00	0.064	**0.090**	0.020	**0.028**	0.17
7	Head	WLAN5G	50	5250	11ac-160M	Tilt Right	0mm	\	Note2	100.00%	13.50	15.00	0.100	**0.141**	0.030	**0.042**	-0.02
7	Head	WLAN5G	114	5570	11ac-160M	Cheek Left	0mm	\	Note2	100.00%	14.02	15.00	0.066	**0.083**	0.019	**0.024**	0.11
7	Head	WLAN5G	114	5570	11ac-160M	Tilt Left	0mm	\	Note2	100.00%	14.02	15.00	0.102	**0.128**	0.029	**0.036**	-0.03
7	Head	WLAN5G	114	5570	11ac-160M	Cheek Right	0mm	\	Note2	100.00%	14.02	15.00	0.064	**0.080**	0.018	**0.023**	0.12
7	Head	WLAN5G	114	5570	11ac-160M	Tilt Right	0mm	\	Note2	100.00%	14.02	15.00	0.101	**0.127**	0.031	**0.039**	0.09
7	Head	WLAN5G	155	5775	11ac-80M	Cheek Left	0mm	\	Note2	100.00%	15.88	17.00	0.147	**0.190**	0.040	**0.052**	-0.12
7	Head	WLAN5G	155	5775	11ac-80M	Tilt Left	0mm	\	Note2	100.00%	15.88	17.00	0.224	**0.290**	0.063	**0.082**	0.11
7	Head	WLAN5G	155	5775	11ac-80M	Cheek Right	0mm	\	Note2	100.00%	15.88	17.00	0.151	**0.195**	0.045	**0.058**	-0.19
7	Head	WLAN5G	155	5775	11ac-80M	Tilt Right	0mm	\	Note2	100.00%	15.88	17.00	0.213	**0.276**	0.064	**0.083**	-0.04
7	Head	WLAN5G	42	5210	11ac-80M	Cheek Left	0mm	\	Note3	100.00%	12.62	14.50	<0.01	**<0.01**	<0.01	**<0.01**	/
7	Head	WLAN5G	42	5210	11ac-80M	Tilt Left	0mm	\	Note3	100.00%	12.62	14.50	<0.01	**<0.01**	<0.01	**<0.01**	/
7	Head	WLAN5G	42	5210	11ac-80M	Cheek Right	0mm	\	Note3	100.00%	12.62	14.50	<0.01	**<0.01**	<0.01	**<0.01**	/
7	Head	WLAN5G	42	5210	11ac-80M	Tilt Right	0mm	\	Note3	100.00%	12.62	14.50	<0.01	**<0.01**	<0.01	**<0.01**	/
7	Head	WLAN5G	50	5250	11ac-160M	Cheek Left	0mm	\	Note3	100.00%	12.54	14.50	<0.01	**<0.01**	<0.01	**<0.01**	/
7	Head	WLAN5G	50	5250	11ac-160M	Tilt Left	0mm	\	Note3	100.00%	12.54	14.50	<0.01	**<0.01**	<0.01	**<0.01**	/
7	Head	WLAN5G	50	5250	11ac-160M	Cheek Right	0mm	\	Note3	100.00%	12.54	14.50	<0.01	**<0.01**	<0.01	**<0.01**	/
7	Head	WLAN5G	50	5250	11ac-160M	Tilt Right	0mm	\	Note3	100.00%	12.54	14.50	<0.01	**<0.01**	<0.01	**<0.01**	/
7	Head	WLAN5G	114	5570	11ac-160M	Cheek Left	0mm	\	Note3	100.00%	12.14	11.50	<0.01	**<0.01**	<0.01	**<0.01**	/
7	Head	WLAN5G	114	5570	11ac-160M	Tilt Left	0mm	\	Note3	100.00%	12.14	11.50	<0.01	**<0.01**	<0.01	**<0.01**	/
7	Head	WLAN5G	114	5570	11ac-160M	Cheek Right	0mm	\	Note3	100.00%	12.14	11.50	<0.01	**<0.01**	<0.01	**<0.01**	/
7	Head	WLAN5G	114	5570	11ac-160M	Tilt Right	0mm	\	Note3	100.00%	12.14	11.50	<0.01	**<0.01**	<0.01	**<0.01**	/
7	Head	WLAN5G	155	5775	11ac-80M	Cheek Left	0mm	\	Note3	100.00%	12.81	13.50	<0.01	**<0.01**	<0.01	**<0.01**	/
7	Head	WLAN5G	155	5775	11ac-80M	Tilt Left	0mm	\	Note3	100.00%	12.81	13.50	<0.01	**<0.01**	<0.01	**<0.01**	/
7	Head	WLAN5G	155	5775	11ac-80M	Cheek Right	0mm	\	Note3	100.00%	12.81	13.50	<0.01	**<0.01**	<0.01	**<0.01**	/
7	Head	WLAN5G	155	5775	11ac-80M	Tilt Right	0mm	\	Note3	100.00%	12.81	13.50	<0.01	**<0.01**	<0.01	**<0.01**	/
7	Body	WLAN5G	42	5210	11ac-80M	Front	10mm	\	Note4	100.00%	15.08	17.00	0.050	**0.078**	0.015	**0.023**	0.01
7	Body	WLAN5G	42	5210	11ac-80M	Rear	10mm	\	Note4	100.00%	15.08	17.00	0.128	**0.199**	0.049	**0.076**	0.17
7	Body	WLAN5G	42	5210	11ac-80M	Right	10mm	\	Note4	100.00%	15.08	17.00	0.036	**0.056**	0.012	**0.019**	0.07
7	Body	WLAN5G	42	5210	11ac-80M	Top	10mm	FIG A.204	Note4	100.00%	15.08	17.00	0.197	**0.307**	0.066	**0.103**	0.03
7	Body	WLAN5G	50	5250	11ac-160M	Front	10mm	\	Note4	100.00%	15.07	17.00	0.044	**0.069**	0.014	**0.022**	0.16
7	Body	WLAN5G	50	5250	11ac-160M	Rear	10mm	\	Note4	100.00%	15.07	17.00	0.114	**0.178**	0.045	**0.070**	-0.03
7	Body	WLAN5G	50	5250	11ac-160M	Right	10mm	\	Note4	100.00%	15.07	17.00	0.032	**0.050**	0.011	**0.017**	-0.16
7	Body	WLAN5G	50	5250	11ac-160M	Top	10mm	\	Note4	100.00%	15.07	17.00	0.175	**0.273**	0.061	**0.095**	0.11
7	Body	WLAN5G	114	5570	11ac-160M	Front	10mm	\	Note4	100.00%	14.32	16.00	0.035	**0.052**	0.010	**0.015**	-0.08
7	Body	WLAN5G	114	5570	11ac-160M	Rear	10mm	\	Note4	100.00%	14.32	16.00	0.090	**0.133**	0.034	**0.050**	0.06
7	Body	WLAN5G	114	5570	11ac-160M	Right	10mm	\	Note4	100.00%	14.32	16.00	0.025	**0.037**	0.008	**0.012**	-0.19
7	Body	WLAN5G	114	5570	11ac-160M	Top	10mm	\	Note4	100.00%	14.32	16.00	0.139	**0.205**	0.046	**0.068**	0.08
7	Body	WLAN5G	155	5775	11ac-80M	Front	10mm	\	Note4	100.00%	14.29	15.50	0.030	**0.040**	0.009	**0.012**	0.06
7	Body	WLAN5G	155	5775	11ac-80M	Rear	10mm	\	Note4	100.00%	14.29	15.50	0.077	**0.102**	0.030	**0.040**	0.09
7	Body	WLAN5G	155	5775	11ac-80M	Right	10mm	\	Note4	100.00%	14.29	15.50	0.022	**0.029**	0.007	**0.009**	0.12
7	Body	WLAN5G	155	5775	11ac-80M	Top	10mm	\	Note4	100.00%	14.29	15.50	0.119	**0.157**	0.041	**0.054**	0.12
7	Body	WLAN5G	42	5210	11ac-80M	Front	10mm	\	Note5	100.00%	12.56	14.50	<0.01	**<0.01**	<0.01	**<0.01**	/
7	Body	WLAN5G	42	5210	11ac-80M	Rear	10mm	\	Note5	100.00%	12.56	14.50	<0.01	**<0.01**	<0.01	**<0.01**	/
7	Body	WLAN5G	42	5210	11ac-80M	Right	10mm	\	Note5	100.00%	12.56	14.50	<0.01	**<0.01**	<0.01	**<0.01**	/
7	Body	WLAN5G	42	5210	11ac-80M	Top	10mm	\	Note5	100.00%	12.56	14.50	<0.01	**<0.01**	<0.01	**<0.01**	/
7	Body	WLAN5G	50	5250	11ac-160M	Front	10mm	\	Note5	100.00%	12.57	14.50	<0.01	**<0.01**	<0.01	**<0.01**	/
7	Body	WLAN5G	50	5250	11ac-160M	Rear	10mm	\	Note5	100.00%	12.57	14.50	<0.01	**<0.01**	<0.01	**<0.01**	/
7	Body	WLAN5G	50	5250	11ac-160M	Right	10mm	\	Note5	100.00%	12.57	14.50	<0.01	**<0.01**	<0.01	**<0.01**	/
7	Body	WLAN5G	50	5250	11ac-160M	Top	10mm	\	Note5	100.00%	12.57	14.50	<0.01	**<0.01**	<0.01	**<0.01**	/
7	Body	WLAN5G	114	5570	11ac-160M	Front	10mm	\	Note5	100.00%	14.07	15.00	<0.01	**<0.01**	<0.01	**<0.01**	/
7	Body	WLAN5G	114	5570	11ac-160M	Rear	10mm	\	Note5	100.00%	14.07	15.00	<0.01	**<0.01**	<0.01	**<0.01**	/
7	Body	WLAN5G	114	5570	11ac-160M	Right	10mm	\	Note5	100.00%	14.07	15.00	<0.01	**<0.01**	<0.01	**<0.01**	/
7	Body	WLAN5G	114	5570	11ac-160M	Top	10mm	\	Note5	100.00%	14.07	15.00	<0.01	**<0.01**	<0.01	**<0.01**	/
7	Body	WLAN5G	155	5775	11ac-80M	Front	10mm	\	Note5	100.00%	13.92	15.00	<0.01	**<0.01**	<0.01	**<0.01**	/
7	Body	WLAN5G	155	5775	11ac-80M	Rear	10mm	\	Note5	100.00%	13.92	15.00	<0.01	**<0.01**	<0.01	**<0.01**	/
7	Body	WLAN5G	155	5775	11ac-80M	Right	10mm	\	Note5	100.00%	13.92	15.00	<0.01	**<0.01**	<0.01	**<0.01**	/
7	Body	WLAN5G	155	5775	11ac-80M	Top	10mm	\	Note5	100.00%	13.92	15.00	<0.01	**<0.01**	<0.01	**<0.01**	/

©Copyright. All rights reserved by CTTL.

ANT	RF Exposure Conditions	Frequency Band	Channel Number	Frequency (MHz)	Mode/RB	Test setup	Distance	Figure No.	Note	Duty Cycle	EUT Measured Power (dBm)	Tune up (dBm)	Measured SAR 1g (W/kg)	Calculated SAR 1g (W/kg)	Measured SAR 10g (W/kg)	Calculated SAR 10g (W/kg)	Power Drift
10	Head	WLAN5G	42	5210	11ac-80M	Cheek Left	0mm	\	\	100.00%	16.53	18.00	<0.01	**<0.01**	<0.01	**<0.01**	/
10	Head	WLAN5G	42	5210	11ac-80M	Tilt Left	0mm	\	\	100.00%	16.53	18.00	<0.01	**<0.01**	<0.01	**<0.01**	/
10	Head	WLAN5G	42	5210	11ac-80M	Cheek Right	0mm	\	\	100.00%	16.53	18.00	<0.01	**<0.01**	<0.01	**<0.01**	/
10	Head	WLAN5G	42	5210	11ac-80M	Tilt Right	0mm	\	\	100.00%	16.53	18.00	<0.01	**<0.01**	<0.01	**<0.01**	/
10	Head	WLAN5G	58	5290	11ac-80M	Cheek Left	0mm	\	\	100.00%	16.55	18.00	<0.01	**<0.01**	<0.01	**<0.01**	/
10	Head	WLAN5G	58	5290	11ac-80M	Tilt Left	0mm	\	\	100.00%	16.55	18.00	<0.01	**<0.01**	<0.01	**<0.01**	/
10	Head	WLAN5G	58	5290	11ac-80M	Cheek Right	0mm	\	\	100.00%	16.55	18.00	<0.01	**<0.01**	<0.01	**<0.01**	/
10	Head	WLAN5G	58	5290	11ac-80M	Tilt Right	0mm	\	\	100.00%	16.55	18.00	<0.01	**<0.01**	<0.01	**<0.01**	/
10	Head	WLAN5G	138	5690	11ac-80M	Cheek Left	0mm	\	\	100.00%	16.93	18.00	<0.01	**<0.01**	<0.01	**<0.01**	/
10	Head	WLAN5G	138	5690	11ac-80M	Tilt Left	0mm	\	\	100.00%	16.93	18.00	<0.01	**<0.01**	<0.01	**<0.01**	/
10	Head	WLAN5G	138	5690	11ac-80M	Cheek Right	0mm	\	\	100.00%	16.93	18.00	<0.01	**<0.01**	<0.01	**<0.01**	/
10	Head	WLAN5G	138	5690	11ac-80M	Tilt Right	0mm	FIG A.205	\	100.00%	16.93	18.00	0.015	**0.019**	0.003	**0.004**	0.06
10	Head	WLAN5G	155	5775	11ac-80M	Cheek Left	0mm	\	\	100.00%	16.51	18.00	<0.01	**<0.01**	<0.01	**<0.01**	/
10	Head	WLAN5G	155	5775	11ac-80M	Tilt Left	0mm	\	\	100.00%	16.51	18.00	<0.01	**<0.01**	<0.01	**<0.01**	/
10	Head	WLAN5G	155	5775	11ac-80M	Cheek Right	0mm	\	\	100.00%	16.51	18.00	<0.01	**<0.01**	<0.01	**<0.01**	/
10	Head	WLAN5G	155	5775	11ac-80M	Tilt Right	0mm	\	\	100.00%	16.51	18.00	<0.01	**<0.01**	<0.01	**<0.01**	/
10	Body	WLAN5G	42	5210	11ac-80M	Front	10mm	\	\	100.00%	15.60	17.00	<0.01	**<0.01**	<0.01	**<0.01**	/
10	Body	WLAN5G	42	5210	11ac-80M	Rear	10mm	\	\	100.00%	15.60	17.00	<0.01	**<0.01**	<0.01	**<0.01**	/
10	Body	WLAN5G	42	5210	11ac-80M	Top	10mm	\	\	100.00%	15.60	17.00	0.012	**0.017**	0.002	**0.003**	0.13
10	Body	WLAN5G	50	5250	11ac-160M	Front	10mm	\	\	100.00%	15.94	17.00	<0.01	**<0.01**	<0.01	**<0.01**	/
10	Body	WLAN5G	50	5250	11ac-160M	Rear	10mm	\	\	100.00%	15.94	17.00	<0.01	**<0.01**	<0.01	**<0.01**	/
10	Body	WLAN5G	50	5250	11ac-160M	Top	10mm	\	\	100.00%	15.94	17.00	<0.01	**<0.01**	<0.01	**<0.01**	/
10	Body	WLAN5G	114	5570	11ac-160M	Front	10mm	\	\	100.00%	15.10	16.00	<0.01	**<0.01**	<0.01	**<0.01**	/
10	Body	WLAN5G	114	5570	11ac-160M	Rear	10mm	\	\	100.00%	15.10	16.00	<0.01	**<0.01**	<0.01	**<0.01**	/
10	Body	WLAN5G	114	5570	11ac-160M	Top	10mm	\	\	100.00%	15.10	16.00	<0.01	**<0.01**	<0.01	**<0.01**	/
10	Body	WLAN5G	155	5775	11ac-80M	Front	10mm	\	\	100.00%	13.77	15.50	<0.01	**<0.01**	<0.01	**<0.01**	/
10	Body	WLAN5G	155	5775	11ac-80M	Rear	10mm	\	\	100.00%	13.77	15.50	<0.01	**<0.01**	<0.01	**<0.01**	/
10	Body	WLAN5G	155	5775	11ac-80M	Top	10mm	\	\	100.00%	13.77	15.50	<0.01	**<0.01**	<0.01	**<0.01**	/

Note1: The data is used for WIFI5G Head stand-alone and WIFI2.4G +WIFI5G Head simultaneous transmission

Note2: The data is used for WWAN +WIFI5G Head simultaneous transmission

Note3: The data is used for WIFI2.4G +WIFI5G +WWAN Head simultaneous transmission

Note4: The data is used for Body stand-alone

Note5: The data is used for Body simultaneous transmission

©Copyright. All rights reserved by CTTL.

WLAN 6E

ANT	RF Exposure Conditions	Frequency Band	Channel Number	Frequency (MHz)	Mode/RB	Test setup	Distance	Figure No.	Note	Duty Cycle	EUT Measured Power (dBm)	Tune up (dBm)	Measured SAR 1g (W/kg)	Calculated SAR 1g (W/kg)	Measured SAR 10g (W/kg)	Calculated SAR 10g (W/kg)	Power Drift	APD (W/m^2)
7	Head	WLAN6G	31	6105	11be-320M	Cheek Left	0mm	\	\	90.00%	9.78	11.00	<0.01	<0.01	<0.01	<0.01	/	/
7	Head	WLAN6G	31	6105	11be-320M	Tilt Left	0mm	\	\	90.00%	9.78	11.00	<0.01	<0.01	<0.01	<0.01	/	/
7	Head	WLAN6G	31	6105	11be-320M	Cheek Right	0mm	\	\	90.00%	9.78	11.00	<0.01	<0.01	<0.01	<0.01	/	/
7	Head	WLAN6G	31	6105	11be-320M	Tilt Right	0mm	\	\	90.00%	9.78	11.00	<0.01	<0.01	<0.01	<0.01	/	/
7	Head	WLAN6G	63	6265	11be-320M	Cheek Left	0mm	\	\	90.00%	9.56	11.00	<0.01	<0.01	<0.01	<0.01	/	/
7	Head	WLAN6G	63	6265	11be-320M	Tilt Left	0mm	\	\	90.00%	9.56	11.00	<0.01	<0.01	<0.01	<0.01	/	/
7	Head	WLAN6G	63	6265	11be-320M	Cheek Right	0mm	\	\	90.00%	9.56	11.00	<0.01	<0.01	<0.01	<0.01	/	/
7	Head	WLAN6G	63	6265	11be-320M	Tilt Right	0mm	\	\	90.00%	9.56	11.00	<0.01	<0.01	<0.01	<0.01	/	/
7	Head	WLAN6G	95	6425	11be-320M	Cheek Left	0mm	\	\	90.00%	9.93	11.00	<0.01	<0.01	<0.01	<0.01	/	/
7	Head	WLAN6G	95	6425	11be-320M	Tilt Left	0mm	\	\	90.00%	9.93	11.00	<0.01	<0.01	<0.01	<0.01	/	/
7	Head	WLAN6G	95	6425	11be-320M	Cheek Right	0mm	\	\	90.00%	9.93	11.00	<0.01	<0.01	<0.01	<0.01	/	/
7	Head	WLAN6G	95	6425	11be-320M	Tilt Right	0mm	\	\	90.00%	9.93	11.00	<0.01	<0.01	<0.01	<0.01	/	/
7	Head	WLAN6G	159	6745	11be-320M	Cheek Left	0mm	\	\	90.00%	9.97	11.00	<0.01	<0.01	<0.01	<0.01	/	/
7	Head	WLAN6G	159	6745	11be-320M	Tilt Left	0mm	\	\	90.00%	9.97	11.00	<0.01	<0.01	<0.01	<0.01	/	/
7	Head	WLAN6G	159	6745	11be-320M	Cheek Right	0mm	\	\	90.00%	9.97	11.00	<0.01	<0.01	<0.01	<0.01	/	/
7	Head	WLAN6G	159	6745	11be-320M	Tilt Right	0mm	\	\	90.00%	9.97	11.00	<0.01	<0.01	<0.01	<0.01	/	/
7	Head	WLAN6G	191	6905	11be-320M	Cheek Left	0mm	\	\	90.00%	9.51	11.00	<0.01	<0.01	<0.01	<0.01	/	/
7	Head	WLAN6G	191	6905	11be-320M	Tilt Left	0mm	\	\	90.00%	9.51	11.00	<0.01	<0.01	<0.01	<0.01	/	/
7	Head	WLAN6G	191	6905	11be-320M	Cheek Right	0mm	\	\	90.00%	9.51	11.00	<0.01	<0.01	<0.01	<0.01	/	/
7	Head	WLAN6G	191	6905	11be-320M	Tilt Right	0mm	\	\	90.00%	9.51	11.00	<0.01	<0.01	<0.01	<0.01	/	/
7	Body	WLAN6G	31	6105	11be-320M	Front	10mm	\	\	90.00%	9.78	11.00	<0.01	<0.01	<0.01	<0.01	/	/
7	Body	WLAN6G	31	6105	11be-320M	Rear	10mm	\	\	90.00%	9.78	11.00	<0.01	<0.01	<0.01	<0.01	/	/
7	Body	WLAN6G	31	6105	11be-320M	Right	10mm	\	\	90.00%	9.78	11.00	<0.01	<0.01	<0.01	<0.01	/	/
7	Body	WLAN6G	31	6105	11be-320M	Top	10mm	\	\	90.00%	9.78	11.00	<0.01	<0.01	<0.01	<0.01	/	/
7	Body	WLAN6G	63	6265	11be-320M	Front	10mm	\	\	90.00%	9.56	11.00	<0.01	<0.01	<0.01	<0.01	/	/
7	Body	WLAN6G	63	6265	11be-320M	Rear	10mm	\	\	90.00%	9.56	11.00	<0.01	<0.01	<0.01	<0.01	/	/
7	Body	WLAN6G	63	6265	11be-320M	Right	10mm	\	\	90.00%	9.56	11.00	<0.01	<0.01	<0.01	<0.01	/	/
7	Body	WLAN6G	63	6265	11be-320M	Top	10mm	\	\	90.00%	9.56	11.00	<0.01	<0.01	<0.01	<0.01	/	/
7	Body	WLAN6G	95	6425	11be-320M	Front	10mm	\	\	90.00%	9.93	11.00	<0.01	<0.01	<0.01	<0.01	/	/
7	Body	WLAN6G	95	6425	11be-320M	Rear	10mm	\	\	90.00%	9.93	11.00	<0.01	<0.01	<0.01	<0.01	/	/
7	Body	WLAN6G	95	6425	11be-320M	Right	10mm	\	\	90.00%	9.93	11.00	<0.01	<0.01	<0.01	<0.01	/	/
7	Body	WLAN6G	95	6425	11be-320M	Top	10mm	\	\	90.00%	9.93	11.00	<0.01	<0.01	<0.01	<0.01	/	/
7	Body	WLAN6G	159	6745	11be-320M	Front	10mm	\	\	90.00%	9.97	11.00	<0.01	<0.01	<0.01	<0.01	/	/
7	Body	WLAN6G	159	6745	11be-320M	Rear	10mm	\	\	90.00%	9.97	11.00	<0.01	<0.01	<0.01	<0.01	/	/
7	Body	WLAN6G	159	6745	11be-320M	Right	10mm	\	\	90.00%	9.97	11.00	<0.01	<0.01	<0.01	<0.01	/	/
7	Body	WLAN6G	159	6745	11be-320M	Top	10mm	\	\	90.00%	9.97	11.00	<0.01	<0.01	<0.01	<0.01	/	/
7	Body	WLAN6G	191	6905	11be-320M	Front	10mm	\	\	90.00%	9.51	11.00	<0.01	<0.01	<0.01	<0.01	/	/
7	Body	WLAN6G	191	6905	11be-320M	Rear	10mm	\	\	90.00%	9.51	11.00	<0.01	<0.01	<0.01	<0.01	/	/
7	Body	WLAN6G	191	6905	11be-320M	Right	10mm	\	\	90.00%	9.51	11.00	<0.01	<0.01	<0.01	<0.01	/	/
7	Body	WLAN6G	191	6905	11be-320M	Top	10mm	\	\	90.00%	9.51	11.00	<0.01	<0.01	<0.01	<0.01	/	/
10	Head	WLAN6G	31	6105	11be-320M	Cheek Left	0mm	\	\	90.00%	9.67	11.00	<0.01	<0.01	<0.01	<0.01	/	/
10	Head	WLAN6G	31	6105	11be-320M	Tilt Left	0mm	\	\	90.00%	9.67	11.00	<0.01	<0.01	<0.01	<0.01	/	/
10	Head	WLAN6G	31	6105	11be-320M	Cheek Right	0mm	\	\	90.00%	9.67	11.00	<0.01	<0.01	<0.01	<0.01	/	/
10	Head	WLAN6G	31	6105	11be-320M	Tilt Right	0mm	\	\	90.00%	9.67	11.00	<0.01	<0.01	<0.01	<0.01	/	/
10	Head	WLAN6G	63	6265	11be-320M	Cheek Left	0mm	\	\	90.00%	9.40	11.00	<0.01	<0.01	<0.01	<0.01	/	/
10	Head	WLAN6G	63	6265	11be-320M	Tilt Left	0mm	\	\	90.00%	9.40	11.00	<0.01	<0.01	<0.01	<0.01	/	/
10	Head	WLAN6G	63	6265	11be-320M	Cheek Right	0mm	\	\	90.00%	9.40	11.00	<0.01	<0.01	<0.01	<0.01	/	/
10	Head	WLAN6G	63	6265	11be-320M	Tilt Right	0mm	\	\	90.00%	9.40	11.00	<0.01	<0.01	<0.01	<0.01	/	/
10	Head	WLAN6G	95	6425	11be-320M	Cheek Left	0mm	\	\	90.00%	9.18	11.00	<0.01	<0.01	<0.01	<0.01	/	/
10	Head	WLAN6G	95	6425	11be-320M	Tilt Left	0mm	\	\	90.00%	9.18	11.00	<0.01	<0.01	<0.01	<0.01	/	/
10	Head	WLAN6G	95	6425	11be-320M	Cheek Right	0mm	\	\	90.00%	9.18	11.00	<0.01	<0.01	<0.01	<0.01	/	/
10	Head	WLAN6G	95	6425	11be-320M	Tilt Right	0mm	\	\	90.00%	9.18	11.00	<0.01	<0.01	<0.01	<0.01	/	/
10	Head	WLAN6G	159	6745	11be-320M	Cheek Left	0mm	\	\	90.00%	9.35	11.00	<0.01	<0.01	<0.01	<0.01	/	/
10	Head	WLAN6G	159	6745	11be-320M	Tilt Left	0mm	\	\	90.00%	9.35	11.00	<0.01	<0.01	<0.01	<0.01	/	/
10	Head	WLAN6G	159	6745	11be-320M	Cheek Right	0mm	\	\	90.00%	9.35	11.00	<0.01	<0.01	<0.01	<0.01	/	/
10	Head	WLAN6G	159	6745	11be-320M	Tilt Right	0mm	\	\	90.00%	9.35	11.00	<0.01	<0.01	<0.01	<0.01	/	/
10	Head	WLAN6G	191	6905	11be-320M	Cheek Left	0mm	\	\	90.00%	9.50	11.00	<0.01	<0.01	<0.01	<0.01	/	/
10	Head	WLAN6G	191	6905	11be-320M	Tilt Left	0mm	\	\	90.00%	9.50	11.00	<0.01	<0.01	<0.01	<0.01	/	/
10	Head	WLAN6G	191	6905	11be-320M	Cheek Right	0mm	\	\	90.00%	9.50	11.00	<0.01	<0.01	<0.01	<0.01	/	/
10	Head	WLAN6G	191	6905	11be-320M	Tilt Right	0mm	\	\	90.00%	9.50	11.00	<0.01	<0.01	<0.01	<0.01	/	/
10	Body	WLAN6G	31	6105	11be-320M	Front	10mm	\	\	90.00%	9.67	11.00	<0.01	<0.01	<0.01	<0.01	/	/
10	Body	WLAN6G	31	6105	11be-320M	Rear	10mm	\	\	90.00%	9.67	11.00	<0.01	<0.01	<0.01	<0.01	/	/
10	Body	WLAN6G	31	6105	11be-320M	Top	10mm	\	\	90.00%	9.67	11.00	<0.01	<0.01	<0.01	<0.01	/	/
10	Body	WLAN6G	63	6265	11be-320M	Front	10mm	\	\	90.00%	9.40	11.00	<0.01	<0.01	<0.01	<0.01	/	/
10	Body	WLAN6G	63	6265	11be-320M	Rear	10mm	\	\	90.00%	9.40	11.00	<0.01	<0.01	<0.01	<0.01	/	/
10	Body	WLAN6G	63	6265	11be-320M	Top	10mm	\	\	90.00%	9.40	11.00	<0.01	<0.01	<0.01	<0.01	/	/
10	Body	WLAN6G	95	6425	11be-320M	Front	10mm	\	\	90.00%	9.18	11.00	<0.01	<0.01	<0.01	<0.01	/	/
10	Body	WLAN6G	95	6425	11be-320M	Rear	10mm	\	\	90.00%	9.18	11.00	<0.01	<0.01	<0.01	<0.01	/	/
10	Body	WLAN6G	95	6425	11be-320M	Top	10mm	\	\	90.00%	9.18	11.00	<0.01	<0.01	<0.01	<0.01	/	/
10	Body	WLAN6G	159	6745	11be-320M	Front	10mm	\	\	90.00%	9.35	11.00	<0.01	<0.01	<0.01	<0.01	/	/
10	Body	WLAN6G	159	6745	11be-320M	Rear	10mm	\	\	90.00%	9.35	11.00	<0.01	<0.01	<0.01	<0.01	/	/
10	Body	WLAN6G	159	6745	11be-320M	Top	10mm	\	\	90.00%	9.35	11.00	<0.01	<0.01	<0.01	<0.01	/	/
10	Body	WLAN6G	191	6905	11be-320M	Front	10mm	\	\	90.00%	9.50	11.00	<0.01	<0.01	<0.01	<0.01	/	/
10	Body	WLAN6G	191	6905	11be-320M	Rear	10mm	\	\	90.00%	9.50	11.00	<0.01	<0.01	<0.01	<0.01	/	/
10	Body	WLAN6G	191	6905	11be-320M	Top	10mm	\	\	90.00%	9.50	11.00	<0.01	<0.01	<0.01	<0.01	/	/

©Copyright. All rights reserved by CTTL.

15.4 SAR results for BT - Folder Closed

ANT	RF Exposure Conditions	Frequency Band	Channel Number	Frequency (MHz)	Mode/RB	Test setup	Distance	Figure No.	Note	Duty Cycle	EUT Measured Power (dBm)	Tune up (dBm)	Measured SAR 1g (W/kg)	Calculated SAR 1g (W/kg)	Measured SAR 10g (W/kg)	Calculated SAR 10g (W/kg)	Power Drift
5	Head	BT	78	2480	GFSM	Cheek Left	0mm	FIG A.206	\	76.60%	12.82	14.00	0.049	0.084	0.020	0.026	0.11
5	Head	BT	78	2480	GFSM	Tilt Left	0mm	\	\	76.60%	12.82	14.00	0.021	0.036	0.010	0.013	0.09
5	Head	BT	78	2480	GFSM	Cheek Right	0mm	\	\	76.60%	12.82	14.00	<0.01	<0.01	<0.01	<0.01	/
5	Head	BT	78	2480	GFSM	Tilt Right	0mm	\	\	76.60%	12.82	14.00	<0.01	<0.01	<0.01	<0.01	/
5	Body	BT	78	2480	GFSM	Front	10mm	\	\	76.60%	12.82	14.00	0.041	0.070	0.012	0.016	0.15
5	Body	BT	78	2480	GFSM	Rear	10mm	\	\	76.60%	12.82	14.00	0.042	0.072	0.012	0.016	0.17
5	Body	BT	78	2480	GFSM	Right	10mm	FIG A.207	\	76.60%	12.82	14.00	0.076	0.130	0.034	0.045	0.16
5	Body	BT	78	2480	GFSM	Top	10mm	\	\	76.60%	12.82	14.00	<0.01	<0.01	<0.01	<0.01	/
6	Head	BT	0	2402	GFSM	Cheek Left	0mm	\	\	76.60%	15.32	16.00	<0.01	<0.01	<0.01	<0.01	/
6	Head	BT	0	2402	GFSM	Tilt Left	0mm	\	\	76.60%	15.32	16.00	<0.01	<0.01	<0.01	<0.01	/
6	Head	BT	0	2402	GFSM	Cheek Right	0mm	\	\	76.60%	15.32	16.00	<0.01	<0.01	<0.01	<0.01	/
6	Head	BT	0	2402	GFSM	Tilt Right	0mm	FIG A.208	\	76.60%	15.32	16.00	0.048	0.073	0.022	0.026	-0.14
6	Body	BT	0	2402	GFSM	Front	10mm	\	\	76.60%	15.32	16.00	<0.01	<0.01	<0.01	<0.01	/
6	Body	BT	0	2402	GFSM	Rear	10mm	\	\	76.60%	15.32	16.00	<0.01	<0.01	<0.01	<0.01	/
6	Body	BT	0	2402	GFSM	Right	10mm	\	\	76.60%	15.32	16.00	<0.01	<0.01	<0.01	<0.01	/
6	Body	BT	0	2402	GFSM	Top	10mm	\	\	76.60%	15.32	16.00	<0.01	<0.01	<0.01	<0.01	/

15.5 SAR results for NFC - Folder Closed

RF Exposure Conditions	Frequency Band	Frequency (MHz)	Test setup	Distance	Figure No.	Measured SAR 1g (W/kg)	Measured SAR 10g (W/kg)	Power Drift
Head	NFC	13.56	Cheek Left	0mm	/	<0.01	<0.01	/
Head	NFC	13.56	Tilt Left	0mm	/	<0.01	<0.01	/
Head	NFC	13.56	Cheek Right	0mm	/	<0.01	<0.01	/
Head	NFC	13.56	Tilt Right	0mm	/	<0.01	<0.01	/
Body	NFC	13.56	Front	10mm	/	<0.01	<0.01	/
Body	NFC	13.56	Rear	10mm	/	<0.01	<0.01	/
Body	NFC	13.56	Left	10mm	/	<0.01	<0.01	/
Body	NFC	13.56	Right	10mm	/	<0.01	<0.01	/
Body	NFC	13.56	Top	10mm	/	<0.01	<0.01	/

©Copyright. All rights reserved by CTTL.

15.6 SAR results for 2G/3G/4G- Folder Open

ANT	RF Exposure Conditions	Phantom position L/R/F	Frequency Band	Channel Number	Frequency (MHz)	Mode/RB	Test setup	Distance	Figure No./Note	Note	EUT Measured Power (dBm)	Tune up (dBm)	Measured SAR 1g (W/kg)	Calculated SAR 1g (W/kg)	Measured SAR 10g (W/kg)	Calculated SAR 10g (W/kg)	Power Drift
1	Head	L	GSM850	251	848.8	Voice	Cheek Left	0mm	\		32.67	33.20	0.131	**0.148**	0.093	**0.105**	0.03
1	Head	L	GSM850	190	836.6	Voice	Cheek Left	0mm	FIG A.209	\	32.67	33.20	0.134	**0.151**	0.103	**0.116**	-0.05
1	Head	L	GSM850	128	824.2	Voice	Cheek Left	0mm	\		32.56	33.20	0.111	**0.129**	0.079	**0.092**	0.15
1	Head	L	GSM850	190	836.6	Voice	Tilt Left	0mm	\	\	32.67	33.20	0.117	**0.132**	0.091	**0.103**	0.19
1	Head	R	GSM850	190	836.6	Voice	Cheek Right	0mm	\	\	32.73	33.20	0.055	**0.061**	0.038	**0.042**	0.03
1	Head	R	GSM850	190	836.6	Voice	Tilt Right	0mm	\	\	32.67	33.20	0.089	**0.101**	0.056	**0.063**	0.14
1	Body	F	GSM850	190	836.6	GPRS(1TX)	Front	0mm	\	\	28.58	29.20	0.658	**0.759**	0.409	**0.472**	0.14
1	Body	F	GSM850	190	836.6	GPRS(1TX)	Front	0mm	\	\	28.55	29.20	0.708	**0.822**	0.455	**0.528**	-0.13
1	Body	F	GSM850	190	836.6	GPRS(1TX)	Front	0mm	\	\	28.36	29.20	0.673	**0.817**	0.627	**0.761**	-0.02
1	Body	F	GSM850	190	836.6	GPRS(1TX)	Rear	0mm	\	\	28.55	29.20	0.341	**0.396**	0.247	**0.287**	0.08
1	Body	F	GSM850	190	836.6	GPRS(1TX)	Right	0mm	\	\	28.55	29.20	0.490	**0.569**	0.273	**0.317**	0.07
1	Body	F	GSM850	251	848.8	GPRS(1TX)	Bottom	0mm	\		28.58	29.20	0.719	**0.829**	0.251	**0.290**	0.09
1	Body	F	GSM850	190	836.6	GPRS(1TX)	Bottom	0mm	FIG A.210	\	28.55	29.20	0.960	**1.115**	0.336	**0.390**	0.18
1	Body	F	GSM850	128	824.2	GPRS(1TX)	Bottom	0mm	\		28.36	29.20	0.913	**1.108**	0.314	**0.381**	-0.08
1	Body	F	GSM850	190	836.6	EGPRS(1TX)	Bottom	0mm	\	\	28.48	29.20	0.932	**1.100**	0.331	**0.391**	-0.13
2	Head	L	GSM1900	661	1880	Voice	Cheek Left	0mm	\	\	31.25	31.50	0.255	**0.270**	0.148	**0.157**	0.06
2	Head	L	GSM1900	661	1880	Voice	Tilt Left	0mm	\	\	31.25	31.50	0.242	**0.256**	0.138	**0.146**	-0.06
2	Head	R	GSM1900	661	1880	Voice	Cheek Right	0mm	\	\	31.25	31.50	0.701	**0.743**	0.361	**0.382**	0.13
2	Head	R	GSM1900	810	1909.8	Voice	Tilt Right	0mm	\		31.23	31.50	0.585	**0.623**	0.295	**0.314**	-0.01
2	Head	R	GSM1900	661	1880	Voice	Tilt Right	0mm	FIG A.221	\	31.25	31.50	0.782	**0.828**	0.394	**0.417**	-0.09
2	Head	R	GSM1900	512	1850.2	Voice	Tilt Right	0mm	\		31.18	31.50	0.744	**0.801**	0.368	**0.396**	0.11
2	Body	F	GSM1900	810	1909.8	GPRS(1TX)	Front	0mm	\	\	21.58	23.50	0.509	**0.792**	0.216	**0.336**	0.05
2	Body	F	GSM1900	661	1880	GPRS(1TX)	Front	0mm	\	\	21.70	23.50	0.537	**0.813**	0.233	**0.353**	0.11
2	Body	F	GSM1900	512	1850.2	GPRS(1TX)	Front	0mm	\	\	21.84	23.50	0.521	**0.764**	0.224	**0.328**	0.19
2	Body	F	GSM1900	661	1880	GPRS(1TX)	Rear	0mm	\	\	21.70	23.50	0.129	**0.195**	0.058	**0.088**	0.07
2	Body	F	GSM1900	810	1909.8	GPRS(1TX)	Top	0mm	\	\	21.58	23.50	0.580	**0.902**	0.221	**0.344**	0.02
2	Body	F	GSM1900	661	1880	GPRS(1TX)	Top	0mm	FIG A.222	\	21.70	23.50	0.783	**1.185**	0.300	**0.454**	0.18
2	Body	F	GSM1900	512	1850.2	GPRS(1TX)	Top	0mm	\	\	21.84	23.50	0.716	**1.049**	0.271	**0.397**	0.03
2	Body	F	GSM1900	661	1880	EGPRS(1TX)	Top	0mm	\	\	21.67	23.50	0.740	**1.128**	0.283	**0.431**	0.09
2	Body	F	GSM1900	661	1880	GPRS(1TX)	Front	0mm	\	Note1	20.20	21.00	0.386	**0.464**	0.173	**0.208**	0.01
2	Body	F	GSM1900	661	1880	GPRS(1TX)	Rear	0mm	\	Note1	20.20	21.00	0.093	**0.112**	0.043	**0.052**	-0.12
2	Body	F	GSM1900	810	1909.8	GPRS(1TX)	Top	0mm	\	Note1	20.31	21.00	0.417	**0.489**	0.164	**0.192**	-0.10
2	Body	F	GSM1900	661	1880	GPRS(1TX)	Top	0mm	\	Note1	20.20	21.00	0.563	**0.677**	0.223	**0.268**	-0.10
2	Body	F	GSM1900	512	1850.2	GPRS(1TX)	Top	0mm	\	Note1	20.35	21.00	0.515	**0.598**	0.201	**0.233**	0.04
2	Body	F	GSM1900	661	1880	EGPRS(1TX)	Top	0mm	\	Note1	20.12	21.00	0.532	**0.651**	0.210	**0.257**	0.08
3	Head	L	GSM1900	810	1909.8	Voice	Cheek Left	0mm	\	\	30.36	31.00	0.139	**0.161**	0.085	**0.098**	0.14
3	Head	L	GSM1900	661	1880	Voice	Cheek Left	0mm	FIG A.223	\	30.78	31.00	0.160	**0.168**	0.097	**0.102**	0.02
3	Head	L	GSM1900	512	1850.2	Voice	Cheek Left	0mm	\	\	30.88	31.00	0.146	**0.150**	0.089	**0.091**	0.03
3	Head	L	GSM1900	661	1880	Voice	Tilt Left	0mm	\	\	30.78	31.00	0.076	**0.080**	0.048	**0.050**	0.07
3	Head	L	GSM1900	661	1880	Voice	Cheek Right	0mm	\	\	30.78	31.00	0.043	**0.045**	0.029	**0.031**	-0.13
3	Head	R	GSM1900	661	1880	Voice	Tilt Right	0mm	\	\	30.78	31.00	0.048	**0.050**	0.032	**0.034**	-0.02
3	Body	F	GSM1900	810	1909.8	GPRS(2TX)	Front	0mm	\		25.12	25.50	0.885	**0.966**	0.357	**0.390**	0.02
3	Body	F	GSM1900	661	1880	GPRS(2TX)	Front	0mm	\	\	25.42	25.50	0.873	**0.889**	0.385	**0.392**	-0.06
3	Body	F	GSM1900	512	1850.2	GPRS(2TX)	Front	0mm	FIG A.224		25.42	25.50	1.140	**1.161**	0.469	**0.478**	0.09
3	Body	F	GSM1900	661	1880	GPRS(2TX)	Rear	0mm	\	\	25.42	25.50	0.783	**0.798**	0.329	**0.335**	0.03
3	Body	F	GSM1900	661	1880	GPRS(2TX)	Right	0mm	\	\	25.42	25.50	0.522	**0.532**	0.246	**0.251**	0.13
3	Body	F	GSM1900	512	1850.2	EGPRS(2TX)	Front	0mm	\		25.46	25.50	1.060	**1.070**	0.461	**0.465**	-0.03
2	Head	L	WCDMA 1900	9400	1880	RMC	Cheek Left	0mm	\	\	19.91	20.30	0.179	**0.196**	0.112	**0.123**	-0.15
2	Head	L	WCDMA 1900	9400	1880	RMC	Tilt Left	0mm	\	\	19.91	20.30	0.161	**0.176**	0.099	**0.108**	0.19
2	Head	R	WCDMA 1900	9400	1880	RMC	Cheek Right	0mm	\	\	19.91	20.30	0.481	**0.526**	0.262	**0.287**	0.05
2	Head	R	WCDMA 1900	9538	1907.6	RMC	Tilt Right	0mm	\	\	19.82	20.30	0.630	**0.704**	0.325	**0.363**	0.15
2	Head	R	WCDMA 1900	9400	1880	RMC	Tilt Right	0mm	FIG A.225	\	19.91	20.30	0.654	**0.715**	0.341	**0.373**	-0.04
2	Head	R	WCDMA 1900	9262	1852.4	RMC	Tilt Right	0mm	\	\	20.01	20.30	0.619	**0.662**	0.317	**0.339**	0.12
2	Body	F	WCDMA 1900	9538	1907.6	RMC	Front	0mm	\	\	14.44	14.80	0.647	**0.703**	0.289	**0.314**	-0.09
2	Body	F	WCDMA 1900	9400	1880	RMC	Front	0mm	FIG A.226	\	14.50	14.80	0.788	**0.844**	0.324	**0.347**	0.01
2	Body	F	WCDMA 1900	9262	1852.4	RMC	Front	0mm	\	\	14.60	14.80	0.678	**0.710**	0.300	**0.314**	0.12
2	Body	F	WCDMA 1900	9400	1880	RMC	Rear	0mm	\	\	14.50	14.80	0.193	**0.207**	0.099	**0.106**	0.01
2	Body	F	WCDMA 1900	9538	1907.6	RMC	Top	0mm	\	\	14.44	14.80	0.621	**0.675**	0.252	**0.274**	0.05
2	Body	F	WCDMA 1900	9400	1880	RMC	Top	0mm	\	\	14.50	14.80	0.756	**0.810**	0.282	**0.302**	0.03
2	Body	F	WCDMA 1900	9262	1852.4	RMC	Top	0mm	\	\	14.60	14.80	0.650	**0.681**	0.261	**0.273**	0.17
3	Head	L	WCDMA 1900	9538	1907.6	RMC	Cheek Left	0mm	FIG A.227	\	23.97	24.80	0.344	**0.416**	0.212	**0.257**	0.11
3	Head	L	WCDMA 1900	9400	1880	RMC	Cheek Left	0mm	\	\	24.08	24.80	0.339	**0.400**	0.202	**0.238**	-0.09
3	Head	L	WCDMA 1900	9262	1852.4	RMC	Cheek Left	0mm	\	\	24.14	24.80	0.310	**0.361**	0.185	**0.215**	0.11
3	Head	L	WCDMA 1900	9400	1880	RMC	Tilt Left	0mm	\	\	24.08	24.80	0.162	**0.191**	0.099	**0.117**	-0.06
3	Head	R	WCDMA 1900	9400	1880	RMC	Cheek Right	0mm	\	\	24.08	24.80	0.092	**0.109**	0.060	**0.071**	0.12
3	Head	R	WCDMA 1900	9400	1880	RMC	Tilt Right	0mm	\	\	24.08	24.80	0.102	**0.120**	0.066	**0.078**	0.08
3	Body	F	WCDMA 1900	9538	1907.6	RMC	Front	0mm	\	\	15.42	16.30	0.873	**1.069**	0.341	**0.418**	0.02
3	Body	F	WCDMA 1900	9400	1880	RMC	Front	0mm	FIG A.228	\	15.44	16.30	0.881	**1.074**	0.349	**0.425**	-0.18
3	Body	F	WCDMA 1900	9262	1852.4	RMC	Front	0mm	\	\	15.52	16.30	0.817	**0.978**	0.326	**0.390**	0.04
3	Body	F	WCDMA 1900	9400	1880	RMC	Rear	0mm	\	\	15.44	16.30	0.310	**0.378**	0.145	**0.177**	0.06
3	Body	F	WCDMA 1900	9538	1907.6	RMC	Right	0mm	\	\	15.42	16.30	0.839	**1.027**	0.319	**0.391**	0.09
3	Body	F	WCDMA 1900	9400	1880	RMC	Right	0mm	\	\	15.44	16.30	0.823	**1.003**	0.313	**0.382**	-0.17
3	Body	F	WCDMA 1900	9262	1852.4	RMC	Right	0mm	\	\	15.52	16.30	0.763	**0.913**	0.292	**0.349**	-0.09

©Copyright. All rights reserved by CTTL.

ANT	RF Exposure Conditions	Phantom position L/R/F	Frequency Band	Channel Number	Frequency (MHz)	Mode/RB	Test setup	Distance	Figure No./Note	Note	EUT Measured Power (dBm)	Tune up (dBm)	Measured SAR 1g (W/kg)	Calculated SAR 1g (W/kg)	Measured SAR 10g (W/kg)	Calculated SAR 10g (W/kg)	Power Drift
2	Head	L	WCDMA 1700	1412	1732.4	RMC	Cheek Left	0mm	\	\	21.90	22.30	0.389	**0.427**	0.223	**0.245**	0.06
2	Head	L	WCDMA 1700	1412	1732.4	RMC	Tilt Left	0mm	\	\	21.90	22.30	0.454	**0.498**	0.261	**0.286**	0.15
2	Head	R	WCDMA 1700	1513	1752.6	RMC	Cheek Right	0mm	\	\	21.92	22.30	0.911	**0.994**	0.193	**0.211**	0.18
2	Head	R	WCDMA 1700	1412	1732.4	RMC	Cheek Right	0mm	\	\	21.90	22.30	0.946	**1.037**	0.501	**0.549**	-0.14
2	Head	R	WCDMA 1700	1312	1712.4	RMC	Cheek Right	0mm	\	\	21.89	22.30	0.928	**1.020**	0.496	**0.545**	-0.08
2	Head	R	WCDMA 1700	1513	1752.6	RMC	Tilt Right	0mm	\	\	21.92	22.30	0.943	**1.029**	0.497	**0.542**	0.06
2	Head	R	WCDMA 1700	1412	1732.4	RMC	Tilt Right	0mm	\	\	21.90	22.30	0.944	**1.035**	0.491	**0.538**	-0.06
2	Head	R	WCDMA 1700	1312	1712.4	RMC	Tilt Right	0mm	FIG A.229	\	21.89	22.30	0.961	**1.056**	0.504	**0.554**	-0.02
2	Head	L	WCDMA 1700	1412	1732.4	RMC	Cheek Left	0mm	\	Note1	20.87	21.30	0.329	**0.363**	0.190	**0.210**	-0.11
2	Head	L	WCDMA 1700	1412	1732.4	RMC	Tilt Left	0mm	\	Note1	20.87	21.30	0.384	**0.424**	0.222	**0.245**	0.01
2	Head	R	WCDMA 1700	1513	1752.6	RMC	Cheek Right	0mm	\	Note1	20.89	21.30	0.771	**0.847**	0.164	**0.180**	-0.18
2	Head	R	WCDMA 1700	1412	1732.4	RMC	Cheek Right	0mm	\	Note1	20.87	21.30	0.800	**0.883**	0.426	**0.470**	0.16
2	Head	R	WCDMA 1700	1312	1712.4	RMC	Cheek Right	0mm	\	Note1	20.86	21.30	0.785	**0.869**	0.422	**0.467**	0.09
2	Head	R	WCDMA 1700	1513	1752.6	RMC	Tilt Right	0mm	\	Note1	20.89	21.30	0.798	**0.877**	0.423	**0.465**	-0.18
2	Head	R	WCDMA 1700	1412	1732.4	RMC	Tilt Right	0mm	\	Note1	20.87	21.30	0.799	**0.882**	0.418	**0.462**	0.05
2	Head	R	WCDMA 1700	1312	1712.4	RMC	Tilt Right	0mm	\	Note1	20.86	21.30	0.813	**0.900**	0.429	**0.475**	-0.02
2	Body	F	WCDMA 1700	1412	1732.4	RMC	Front	0mm	\	\	14.38	14.80	0.617	**0.680**	0.257	**0.283**	0.02
2	Body	F	WCDMA 1700	1412	1732.4	RMC	Front	0mm	FIG A.230	\	14.39	14.80	0.639	**0.702**	0.268	**0.295**	0.01
2	Body	F	WCDMA 1700	1412	1732.4	RMC	Front	0mm	\	\	14.29	14.80	0.622	**0.700**	0.263	**0.296**	-0.06
2	Body	F	WCDMA 1700	1412	1732.4	RMC	Rear	0mm	\	\	14.39	14.80	0.190	**0.209**	0.097	**0.107**	0.15
2	Body	F	WCDMA 1700	1412	1732.4	RMC	Top	0mm	\	\	14.39	14.80	0.602	**0.662**	0.232	**0.255**	0.05
3	Head	L	WCDMA 1700	1513	1752.6	RMC	Cheek Left	0mm	\	\	24.20	24.80	0.324	**0.372**	0.204	**0.234**	-0.10
3	Head	L	WCDMA 1700	1412	1732.4	RMC	Cheek Left	0mm	\	\	24.17	24.80	0.339	**0.392**	0.211	**0.244**	0.04
3	Head	L	WCDMA 1700	1312	1712.4	RMC	Cheek Left	0mm	FIG A.231	\	24.09	24.80	0.363	**0.427**	0.219	**0.258**	0.09
3	Head	L	WCDMA 1700	1412	1732.4	RMC	Tilt Left	0mm	\	\	24.17	24.80	0.171	**0.198**	0.102	**0.118**	0.02
3	Head	R	WCDMA 1700	1412	1732.4	RMC	Cheek Right	0mm	\	\	24.17	24.80	0.097	**0.112**	0.062	**0.072**	0.04
3	Head	R	WCDMA 1700	1412	1732.4	RMC	Tilt Right	0mm	\	\	24.17	24.80	0.108	**0.125**	0.068	**0.079**	0.12
3	Body	F	WCDMA 1700	1513	1752.6	RMC	Front	0mm	\	\	15.07	15.80	0.606	**0.717**	0.245	**0.290**	-0.04
3	Body	F	WCDMA 1700	1412	1732.4	RMC	Front	0mm	FIG A.232	\	15.12	15.80	0.642	**0.751**	0.261	**0.305**	-0.17
3	Body	F	WCDMA 1700	1312	1712.4	RMC	Front	0mm	\	\	15.06	15.80	0.546	**0.647**	0.236	**0.280**	0.19
3	Body	F	WCDMA 1700	1412	1732.4	RMC	Rear	0mm	\	\	15.12	15.80	0.262	**0.306**	0.128	**0.150**	0.07
3	Body	F	WCDMA 1700	1412	1732.4	RMC	Right	0mm	\	\	15.12	15.80	0.558	**0.653**	0.217	**0.254**	0.01
0	Head	L	WCDMA 850	4233	846.6	RMC	Cheek Left	0mm	FIG A.233	\	25.02	25.60	0.275	**0.314**	0.161	**0.184**	0.04
0	Head	L	WCDMA 850	4183	836.6	RMC	Cheek Left	0mm	\	\	25.14	25.60	0.264	**0.293**	0.153	**0.170**	0.11
0	Head	L	WCDMA 850	4132	826.4	RMC	Cheek Left	0mm	\	\	25.13	25.60	0.257	**0.286**	0.153	**0.170**	0.17
0	Head	L	WCDMA 850	4183	836.6	RMC	Tilt Left	0mm	\	\	25.14	25.60	0.207	**0.230**	0.142	**0.158**	-0.04
0	Head	R	WCDMA 850	4183	836.6	RMC	Cheek Right	0mm	\	\	25.14	25.60	0.125	**0.139**	0.083	**0.092**	-0.03
0	Head	R	WCDMA 850	4183	836.6	RMC	Tilt Right	0mm	\	\	25.14	25.60	0.127	**0.141**	0.085	**0.094**	0.01
0	Body	F	WCDMA 850	4183	836.6	RMC	Front	0mm	\	\	17.82	18.50	0.621	**0.726**	0.275	**0.322**	-0.01
0	Body	F	WCDMA 850	4183	836.6	RMC	Rear	0mm	\	\	17.82	18.50	0.260	**0.304**	0.124	**0.145**	-0.05
0	Body	F	WCDMA 850	4233	846.6	RMC	Right	0mm	\	\	17.79	18.50	0.879	**1.035**	0.367	**0.432**	0.18
0	Body	F	WCDMA 850	4183	836.6	RMC	Right	0mm	FIG A.234	\	17.82	18.50	1.020	**1.193**	0.385	**0.450**	0.17
0	Body	F	WCDMA 850	4132	826.4	RMC	Right	0mm	\	\	17.81	18.50	0.920	**1.078**	0.356	**0.417**	0.13
1	Head	L	WCDMA 850	4233	846.6	RMC	Cheek Left	0mm	\	\	24.25	25.00	0.105	**0.125**	0.083	**0.099**	0.05
1	Head	L	WCDMA 850	4183	836.6	RMC	Cheek Left	0mm	FIG A.235	\	24.08	25.00	0.109	**0.135**	0.088	**0.109**	0.07
1	Head	L	WCDMA 850	4132	826.4	RMC	Cheek Left	0mm	\	\	24.17	25.00	0.092	**0.111**	0.072	**0.087**	-0.14
1	Head	L	WCDMA 850	4183	836.6	RMC	Tilt Left	0mm	\	\	24.08	25.00	0.087	**0.108**	0.072	**0.089**	0.02
1	Head	R	WCDMA 850	4183	836.6	RMC	Cheek Right	0mm	\	\	24.08	25.00	0.041	**0.051**	0.032	**0.040**	0.03
1	Head	R	WCDMA 850	4183	836.6	RMC	Tilt Right	0mm	\	\	24.08	25.00	0.053	**0.066**	0.044	**0.054**	0.17
1	Body	F	WCDMA 850	4183	836.6	RMC	Front	9mm	\	\	24.08	25.00	0.454	**0.561**	0.285	**0.352**	0.19
1	Body	F	WCDMA 850	4183	836.6	RMC	Rear	12mm	\	\	24.08	25.00	0.222	**0.274**	0.150	**0.185**	0.09
1	Body	F	WCDMA 850	4183	836.6	RMC	Right	11mm	\	\	24.08	25.00	0.307	**0.379**	0.192	**0.237**	-0.16
1	Body	F	WCDMA 850	4183	836.6	RMC	Bottom	11mm	\	\	24.08	25.00	0.363	**0.449**	0.237	**0.293**	0.09
1	Body	F	WCDMA 850	4183	836.6	RMC	Front	0mm	\	\	19.23	19.50	0.455	**0.484**	0.341	**0.363**	0.17
1	Body	F	WCDMA 850	4183	836.6	RMC	Rear	0mm	\	\	19.23	19.50	0.246	**0.262**	0.197	**0.210**	-0.09
1	Body	F	WCDMA 850	4183	836.6	RMC	Right	0mm	\	\	19.23	19.50	0.360	**0.383**	0.205	**0.218**	0.16
1	Body	F	WCDMA 850	4233	846.6	RMC	Bottom	0mm	\		19.25	19.50	0.740	**0.784**	0.280	**0.297**	-0.05
1	Body	F	WCDMA 850	4183	836.6	RMC	Bottom	0mm	\	\	19.23	19.50	0.694	**0.739**	0.290	**0.309**	0.01
1	Body	F	WCDMA 850	4132	826.4	RMC	Bottom	0mm	FIG A.236		19.30	19.50	0.791	**0.828**	0.294	**0.308**	0.18

©Copyright. All rights reserved by CTTL.

ANT	RF Exposure Conditions	Phantom position L/R/F	Frequency Band	Channel Number	Frequency (MHz)	Mode/RB	Test setup	Distance	Figure No./Note	Note	EUT Measured Power (dBm)	Tune up (dBm)	Measured SAR 1g (W/kg)	Calculated SAR 1g (W/kg)	Measured SAR 10g (W/kg)	Calculated SAR 10g (W/kg)	Power Drift
2	Head	L	LTE Band2	18900	1880	1RB-Low	Cheek Left	0mm	\	\	21.45	21.80	0.264	**0.286**	0.147	**0.159**	-0.10
2	Head	L	LTE Band2	18900	1880	1RB-Low	Tilt Left	0mm	\	\	21.45	21.80	0.318	**0.345**	0.184	**0.199**	-0.01
2	Head	R	LTE Band2	18900	1880	1RB-Low	Cheek Right	0mm	\	\	21.45	21.80	0.573	**0.621**	0.322	**0.349**	0.14
2	Head	R	LTE Band2	18900	1880	1RB-Low	Tilt Right	0mm	\	\	21.45	21.80	0.689	**0.747**	0.358	**0.388**	0.19
2	Head	L	LTE Band2	18700	1860	50RB-High	Cheek Left	0mm	\	\	21.27	21.80	0.282	**0.319**	0.157	**0.177**	-0.16
2	Head	L	LTE Band2	18700	1860	50RB-High	Tilt Left	0mm	\	\	21.27	21.80	0.346	**0.391**	0.198	**0.224**	0.01
2	Head	R	LTE Band2	18700	1860	50RB-High	Cheek Right	0mm	\	\	21.27	21.80	0.593	**0.670**	0.332	**0.375**	0.14
2	Head	R	LTE Band2	19100	1900	50RB-Middle	Tilt Right	0mm	\	\	21.21	21.80	0.723	**0.828**	0.369	**0.423**	-0.03
2	Head	R	LTE Band2	18900	1880	50RB-Middle	Tilt Right	0mm	\	\	21.18	21.80	0.718	**0.828**	0.356	**0.411**	-0.16
2	Head	R	LTE Band2	18700	1860	50RB-High	Tilt Right	0mm	FIG A.237	\	21.27	21.80	0.736	**0.832**	0.380	**0.429**	-0.11
2	Head	R	LTE Band2	18900	1880	100RB	Tilt Right	0mm	\	\	21.26	21.80	0.693	**0.785**	0.339	**0.384**	0.14
2	Body	F	LTE Band2	18900	1880	1RB-Low	Front	0mm	\	\	14.50	14.80	0.661	**0.708**	0.296	**0.317**	0.02
2	Body	F	LTE Band2	18900	1880	1RB-Low	Rear	0mm	\	\	14.50	14.80	0.202	**0.216**	0.090	**0.096**	0.11
2	Body	F	LTE Band2	19100	1900	1RB-Low	Top	0mm	\	\	14.41	14.80	0.730	**0.799**	0.254	**0.278**	0.06
2	Body	F	LTE Band2	18900	1880	1RB-Low	Top	0mm	\	\	14.50	14.80	0.791	**0.848**	0.282	**0.302**	-0.12
2	Body	F	LTE Band2	18700	1860	1RB-Low	Top	0mm	\	\	14.40	14.80	0.768	**0.842**	0.273	**0.299**	0.19
2	Body	F	LTE Band2	18700	1860	50RB-Low	Front	0mm	\	\	14.56	14.80	0.685	**0.724**	0.296	**0.313**	-0.18
2	Body	F	LTE Band2	18700	1860	50RB-Low	Rear	0mm	\	\	14.56	14.80	0.201	**0.212**	0.089	**0.094**	-0.12
2	Body	F	LTE Band2	19100	1900	50RB-High	Top	0mm	\	\	14.48	14.80	0.742	**0.799**	0.259	**0.279**	-0.14
2	Body	F	LTE Band2	18900	1880	50RB-Low	Top	0mm	FIG A.238	\	14.46	14.80	0.804	**0.869**	0.287	**0.310**	0.17
2	Body	F	LTE Band2	18700	1860	50RB-Low	Top	0mm	\	\	14.56	14.80	0.781	**0.825**	0.278	**0.294**	0.17
2	Body	F	LTE Band2	18700	1860	100RB	Top	0mm	\	\	14.52	14.80	0.756	**0.806**	0.276	**0.294**	0.02
3	Head	L	LTE Band2	18900	1880	1RB-Low	Cheek Left	0mm	FIG A.239	\	24.20	24.80	0.343	**0.394**	0.206	**0.237**	-0.06
3	Head	L	LTE Band2	18900	1880	1RB-Low	Tilt Left	0mm	\	\	24.20	24.80	0.162	**0.186**	0.109	**0.125**	-0.06
3	Head	R	LTE Band2	18900	1880	1RB-Low	Cheek Right	0mm	\	\	24.20	24.80	0.197	**0.226**	0.144	**0.165**	0.04
3	Head	R	LTE Band2	18900	1880	1RB-Low	Tilt Right	0mm	\	\	24.20	24.80	0.164	**0.188**	0.113	**0.130**	0.02
3	Head	L	LTE Band2	18700	1860	50RB-High	Cheek Left	0mm	\	\	23.22	23.80	0.260	**0.297**	0.160	**0.183**	0.04
3	Head	L	LTE Band2	18700	1860	50RB-High	Tilt Left	0mm	\	\	23.22	23.80	0.148	**0.169**	0.100	**0.114**	-0.05
3	Head	R	LTE Band2	18700	1860	50RB-High	Cheek Right	0mm	\	\	23.22	23.80	0.162	**0.185**	0.111	**0.127**	-0.03
3	Head	R	LTE Band2	18700	1860	50RB-High	Tilt Right	0mm	\	\	23.22	23.80	0.125	**0.143**	0.088	**0.101**	-0.10
3	Body	F	LTE Band2	19100	1900	1RB-Mid	Front	0mm	\	\	15.18	16.30	0.751	**0.972**	0.309	**0.400**	0.09
3	Body	F	LTE Band2	18900	1880	1RB-Mid	Front	0mm	\	\	15.23	16.30	0.862	**1.103**	0.337	**0.431**	-0.03
3	Body	F	LTE Band2	18700	1860	1RB-Mid	Front	0mm	\	\	15.19	16.30	0.776	**1.002**	0.316	**0.408**	0.12
3	Body	F	LTE Band2	18900	1880	1RB-Mid	Rear	0mm	\	\	15.23	16.30	0.222	**0.284**	0.109	**0.139**	0.13
3	Body	F	LTE Band2	19100	1900	1RB-Mid	Right	0mm	\	\	15.18	16.30	0.597	**0.773**	0.248	**0.321**	-0.09
3	Body	F	LTE Band2	18900	1880	1RB-Mid	Right	0mm	\	\	15.23	16.30	0.685	**0.876**	0.271	**0.347**	0.14
3	Body	F	LTE Band2	18700	1860	1RB-Mid	Right	0mm	\	\	15.19	16.30	0.617	**0.797**	0.254	**0.328**	0.15
3	Body	F	LTE Band2	19100	1900	50RB-High	Front	0mm	\	\	15.23	16.30	0.801	**1.025**	0.329	**0.421**	0.16
3	Body	F	LTE Band2	18900	1880	50RB-High	Front	0mm	\	\	15.34	16.30	0.789	**0.984**	0.324	**0.404**	-0.11
3	Body	F	LTE Band2	18700	1860	50RB-High	Front	0mm	FIG A.240	\	15.35	16.30	0.896	**1.115**	0.344	**0.428**	-0.11
3	Body	F	LTE Band2	18700	1860	50RB-High	Rear	0mm	\	\	15.35	16.30	0.221	**0.275**	0.109	**0.136**	0.03
3	Body	F	LTE Band2	19100	1900	50RB-High	Right	0mm	\	\	15.23	16.30	0.629	**0.805**	0.264	**0.338**	0.02
3	Body	F	LTE Band2	18900	1880	50RB-High	Right	0mm	\	\	15.34	16.30	0.620	**0.773**	0.260	**0.324**	-0.05
3	Body	F	LTE Band2	18700	1860	50RB-High	Right	0mm	\	\	15.35	16.30	0.704	**0.876**	0.276	**0.343**	0.04
3	Body	F	LTE Band2	18700	1860	100RB	Front	0mm	\	\	15.30	16.30	0.763	**0.961**	0.311	**0.392**	0.03
3	Body	F	LTE Band2	18700	1860	100RB	Right	0mm	\	\	15.30	16.30	0.609	**0.767**	0.248	**0.312**	-0.09
4	Head	L	LTE Band2	18900	1880	1RB-Mid	Cheek Left	0mm	\	\	23.76	24.80	0.063	**0.080**	0.042	**0.053**	-0.17
4	Head	L	LTE Band2	18900	1880	1RB-Mid	Tilt Left	0mm	\	\	23.76	24.80	0.049	**0.062**	0.032	**0.041**	0.01
4	Head	R	LTE Band2	18900	1880	1RB-Mid	Cheek Right	0mm	FIG A.241	\	23.76	24.80	0.087	**0.111**	0.052	**0.066**	0.07
4	Head	R	LTE Band2	18900	1880	1RB-Mid	Tilt Right	0mm	\	\	23.76	24.80	0.052	**0.066**	0.035	**0.044**	-0.17
4	Head	L	LTE Band2	18900	1880	50RB-High	Cheek Left	0mm	\	\	22.85	23.80	0.049	**0.061**	0.032	**0.040**	0.10
4	Head	L	LTE Band2	18900	1880	50RB-High	Tilt Left	0mm	\	\	22.85	23.80	0.036	**0.045**	0.027	**0.034**	-0.16
4	Head	R	LTE Band2	18900	1880	50RB-High	Cheek Right	0mm	\	\	22.85	23.80	0.065	**0.081**	0.038	**0.047**	0.15
4	Head	R	LTE Band2	18900	1880	50RB-High	Tilt Right	0mm	\	\	22.85	23.80	0.050	**0.062**	0.033	**0.041**	-0.13
4	Body	F	LTE Band2	19100	1900	1RB-Mid	Front	8mm	\	\	22.52	23.80	0.849	**1.140**	0.427	**0.573**	0.16
4	Body	F	LTE Band2	18900	1880	1RB-Mid	Front	8mm	\	\	22.67	23.80	0.885	**1.148**	0.445	**0.577**	-0.02
4	Body	F	LTE Band2	18700	1860	1RB-Mid	Front	8mm	\	\	22.55	23.80	0.854	**1.139**	0.431	**0.575**	0.16
4	Body	F	LTE Band2	18900	1880	1RB-Mid	Rear	11mm	\	\	22.67	23.80	0.608	**0.789**	0.335	**0.435**	-0.02
4	Body	F	LTE Band2	19100	1900	1RB-Mid	Bottom	11mm	\	\	22.52	23.80	0.876	**1.176**	0.451	**0.606**	-0.06
4	Body	F	LTE Band2	18900	1880	1RB-Mid	Bottom	11mm	FIG A.242	\	22.67	23.80	0.924	**1.199**	0.470	**0.610**	-0.17
4	Body	F	LTE Band2	18700	1860	1RB-Mid	Bottom	11mm	\	\	22.55	23.80	0.892	**1.190**	0.455	**0.607**	0.06
4	Body	F	LTE Band2	19100	1900	50RB-Mid	Front	8mm	\	\	22.54	23.80	0.677	**0.905**	0.339	**0.453**	0.12
4	Body	F	LTE Band2	18900	1880	50RB-Mid	Front	8mm	\	\	22.55	23.80	0.706	**0.941**	0.353	**0.471**	0.16
4	Body	F	LTE Band2	18700	1860	50RB-Mid	Front	8mm	\	\	22.51	23.80	0.681	**0.917**	0.342	**0.460**	-0.03
4	Body	F	LTE Band2	18900	1880	50RB-Mid	Rear	11mm	\	\	22.55	23.80	0.479	**0.639**	0.266	**0.355**	-0.17
4	Body	F	LTE Band2	19100	1900	50RB-Mid	Bottom	11mm	\	\	22.54	23.80	0.841	**1.124**	0.434	**0.580**	0.02
4	Body	F	LTE Band2	18900	1880	50RB-Mid	Bottom	11mm	\	\	22.55	23.80	0.877	**1.169**	0.452	**0.603**	0.13
4	Body	F	LTE Band2	18700	1860	50RB-Mid	Bottom	11mm	\	\	22.51	23.80	0.846	**1.139**	0.438	**0.589**	0.17
4	Body	F	LTE Band2	18900	1880	100RB	Front	8mm	\	\	22.56	23.80	0.659	**0.877**	0.321	**0.427**	0.16
4	Body	F	LTE Band2	18900	1880	100RB	Bottom	11mm	\	\	22.56	23.80	0.822	**1.094**	0.419	**0.557**	-0.18
4	Body	F	LTE Band2	19100	1900	1RB-Mid	Front	0mm	\	\	13.61	14.30	0.457	**0.536**	0.184	**0.216**	-0.14
4	Body	F	LTE Band2	19100	1900	1RB-Mid	Rear	0mm	\	\	13.61	14.30	0.486	**0.570**	0.207	**0.243**	-0.13
4	Body	F	LTE Band2	19100	1900	1RB-Mid	Bottom	0mm	\	\	13.61	14.30	0.710	**0.832**	0.261	**0.306**	0.12
4	Body	F	LTE Band2	18900	1880	1RB-High	Bottom	0mm	\	\	13.50	14.30	0.658	**0.791**	0.222	**0.267**	0.02
4	Body	F	LTE Band2	18700	1860	1RB-High	Bottom	0mm	\	\	13.51	14.30	0.683	**0.819**	0.249	**0.299**	0.19
4	Body	F	LTE Band2	19100	1900	50RB-Mid	Front	0mm	\	\	13.74	14.30	0.479	**0.545**	0.193	**0.220**	0.04
4	Body	F	LTE Band2	19100	1900	50RB-Mid	Rear	0mm	\	\	13.74	14.30	0.515	**0.586**	0.216	**0.246**	-0.15
4	Body	F	LTE Band2	19100	1900	50RB-Mid	Bottom	0mm	\	\	13.74	14.30	0.753	**0.857**	0.289	**0.329**	-0.06
4	Body	F	LTE Band2	18900	1880	50RB-High	Bottom	0mm	\	\	13.68	14.30	0.698	**0.805**	0.246	**0.284**	0.16
4	Body	F	LTE Band2	18700	1860	50RB-High	Bottom	0mm	\	\	13.46	14.30	0.724	**0.878**	0.276	**0.335**	0.05
4	Body	F	LTE Band2	19100	1900	100RB	Bottom	0mm	\	\	13.76	14.30	0.701	**0.794**	0.250	**0.283**	0.17
5	Head	L	LTE Band2	18700	1860	1RB-Low	Cheek Left	0mm	FIG A.243	\	23.51	24.10	0.644	**0.738**	0.355	**0.407**	0.08
5	Head	L	LTE Band2	18700	1860	1RB-Low	Tilt Left	0mm	\	\	23.51	24.10	0.293	**0.336**	0.172	**0.197**	0.07
5	Head	R	LTE Band2	18700	1860	1RB-Low	Cheek Right	0mm	\	\	23.51	24.10	0.207	**0.237**	0.131	**0.150**	-0.15
5	Head	R	LTE Band2	18700	1860	1RB-Low	Tilt Right	0mm	\	\	23.51	24.10	0.177	**0.203**	0.109	**0.125**	0.02
5	Head	L	LTE Band2	19100	1900	50RB-High	Cheek Left	0mm	\	\	22.35	23.10	0.543	**0.645**	0.302	**0.359**	-0.13
5	Head	L	LTE Band2	19100	1900	50RB-High	Tilt Left	0mm	\	\	22.35	23.10	0.240	**0.285**	0.140	**0.166**	0.17
5	Head	R	LTE Band2	19100	1900	50RB-High	Cheek Right	0mm	\	\	22.35	23.10	0.183	**0.217**	0.117	**0.139**	0.17
5	Head	R	LTE Band2	19100	1900	50RB-High	Tilt Right	0mm	\	\	22.35	23.10	0.137	**0.163**	0.087	**0.103**	-0.04
5	Body	F	LTE Band2	19100	1900	1RB-Middle	Front	0mm	\	\	13.86	14.60	0.846	**1.003**	0.322	**0.382**	0.02
5	Body	F	LTE Band2	18900	1880	1RB-Low	Front	0mm	\	\	14.04	14.60	0.893	**1.016**	0.341	**0.388**	-0.05
5	Body	F	LTE Band2	18700	1860	1RB-Middle	Front	0mm	\	\	13.76	14.60	0.831	**1.008**	0.314	**0.381**	0.16
5	Body	F	LTE Band2	18900	1880	1RB-Low	Rear	0mm	\	\	14.04	14.60	0.196	**0.223**	0.091	**0.104**	0.16
5	Body	F	LTE Band2	18900	1880	1RB-Low	Right	0mm	\	\	14.04	14.60	0.644	**0.733**	0.237	**0.270**	0.01
5	Body	F	LTE Band2	18900	1880	1RB-Low	Top	0mm	\	\	14.04	14.60	0.118	**0.134**	0.048	**0.055**	-0.01
5	Body	F	LTE Band2	19100	1900	50RB-High	Front	0mm	FIG A.244	\	13.88	14.60	0.972	**1.147**	0.371	**0.438**	0.01
5	Body	F	LTE Band2	18900	1880	50RB-High	Front	0mm	\	\	13.87	14.60	0.948	**1.122**	0.366	**0.433**	0.08
5	Body	F	LTE Band2	18700	1860	50RB-High	Front	0mm	\	\	13.89	14.60	0.943	**1.110**	0.359	**0.423**	0.10
5	Body	F	LTE Band2	18700	1860	50RB-High	Rear	0mm	\	\	13.89	14.60	0.201	**0.237**	0.093	**0.110**	-0.15
5	Body	F	LTE Band2	18700	1860	50RB-High	Right	0mm	\	\	13.89	14.60	0.630	**0.742**	0.231	**0.272**	0.03
5	Body	F	LTE Band2	18700	1860	50RB-High	Top	0mm	\	\	13.89	14.60	0.117	**0.138**	0.048	**0.057**	-0.04
5	Body	F	LTE Band2	19100	1900	100RB	Front	0mm	\	\	13.91	14.60	0.902	**1.057**	0.346	**0.406**	0.15

©Copyright. All rights reserved by CTTL.

ANT	RF Exposure Conditions	Phantom position L/R/F	Frequency Band	Channel Number	Frequency (MHz)	Mode/RB	Test setup	Distance	Figure No./Note	Note	EUT Measured Power (dBm)	Tune up (dBm)	Measured SAR 1g (W/kg)	Calculated SAR 1g (W/kg)	Measured SAR 10g (W/kg)	Calculated SAR 10g (W/kg)	Power Drift
2	Head	L	LTE Band4	20175	1732.5	1RB-Low	Cheek Left	0mm	\	\	21.21	21.80	0.294	**0.337**	0.169	**0.194**	0.02
2	Head	L	LTE Band4	20175	1732.5	1RB-Low	Tilt Left	0mm	\	\	21.21	21.80	0.343	**0.393**	0.196	**0.225**	-0.10
2	Head	R	LTE Band4	20175	1732.5	1RB-Low	Cheek Right	0mm	\	\	21.21	21.80	0.609	**0.698**	0.337	**0.386**	-0.10
2	Head	R	LTE Band4	20300	1745	1RB-Middle	Tilt Right	0mm	\	\	20.95	21.80	0.701	**0.853**	0.373	**0.454**	0.03
2	Head	R	LTE Band4	20175	1732.5	1RB-Low	Tilt Right	0mm	\	\	21.21	21.80	0.714	**0.818**	0.376	**0.431**	0.04
2	Head	R	LTE Band4	20052	1720	1RB-High	Tilt Right	0mm	\	\	20.96	21.80	0.697	**0.846**	0.371	**0.450**	0.01
2	Head	L	LTE Band4	20175	1732.5	50RB-High	Cheek Left	0mm	\	\	21.14	21.80	0.298	**0.347**	0.170	**0.198**	0.02
2	Head	L	LTE Band4	20175	1732.5	50RB-High	Tilt Left	0mm	\	\	21.14	21.80	0.348	**0.405**	0.199	**0.232**	-0.09
2	Head	R	LTE Band4	20175	1732.5	50RB-High	Cheek Right	0mm	\	\	21.14	21.80	0.624	**0.726**	0.345	**0.402**	-0.13
2	Head	R	LTE Band4	20300	1745	50RB-High	Tilt Right	0mm	\	\	21.10	21.80	0.723	**0.849**	0.382	**0.449**	0.05
2	Head	R	LTE Band4	20175	1732.5	50RB-High	Tilt Right	0mm	FIG A.245	\	21.14	21.80	0.736	**0.857**	0.385	**0.448**	0.06
2	Head	R	LTE Band4	20052	1720	50RB-Middle	Tilt Right	0mm	\	\	21.11	21.80	0.723	**0.847**	0.380	**0.445**	0.05
2	Head	R	LTE Band4	20300	1745	100RB	Tilt Right	0mm	\	\	21.01	21.80	0.679	**0.814**	0.358	**0.429**	0.12
2	Body	F	LTE Band4	20300	1745	1RB-High	Front	0mm	\	\	14.32	14.80	0.596	**0.666**	0.221	**0.247**	-0.15
2	Body	F	LTE Band4	20300	1745	1RB-High	Rear	0mm	\	\	14.32	14.80	0.165	**0.184**	0.082	**0.092**	-0.19
2	Body	F	LTE Band4	20300	1745	1RB-High	Top	0mm	\	\	14.32	14.80	0.601	**0.671**	0.230	**0.257**	0.08
2	Body	F	LTE Band4	20300	1745	50RB-High	Front	0mm	\	\	14.25	14.80	0.593	**0.673**	0.220	**0.250**	-0.15
2	Body	F	LTE Band4	20300	1745	50RB-High	Rear	0mm	\	\	14.25	14.80	0.166	**0.188**	0.083	**0.094**	0.00
2	Body	F	LTE Band4	20300	1745	50RB-High	Top	0mm	FIG A.246	\	14.25	14.80	0.613	**0.696**	0.233	**0.264**	0.18
3	Head	L	LTE Band4	20050	1720	1RB-Mid	Cheek Left	0mm	FIG A.247	\	24.21	24.80	0.296	**0.339**	0.179	**0.205**	0.02
3	Head	L	LTE Band4	20050	1720	1RB-Mid	Tilt Left	0mm	\	\	24.21	24.80	0.201	**0.230**	0.147	**0.168**	-0.03
3	Head	R	LTE Band4	20050	1720	1RB-Mid	Cheek Right	0mm	\	\	24.21	24.80	0.194	**0.222**	0.150	**0.172**	0.08
3	Head	R	LTE Band4	20050	1720	1RB-Mid	Tilt Right	0mm	\	\	24.21	24.80	0.162	**0.186**	0.123	**0.141**	-0.03
3	Head	L	LTE Band4	20050	1720	50RB-High	Cheek Left	0mm	\	\	23.10	23.80	0.245	**0.288**	0.147	**0.173**	-0.12
3	Head	L	LTE Band4	20050	1720	50RB-High	Tilt Left	0mm	\	\	23.10	23.80	0.169	**0.199**	0.126	**0.148**	-0.09
3	Head	R	LTE Band4	20050	1720	50RB-High	Cheek Right	0mm	\	\	23.10	23.80	0.162	**0.190**	0.128	**0.150**	-0.10
3	Head	R	LTE Band4	20050	1720	50RB-High	Tilt Right	0mm	\	\	23.10	23.80	0.139	**0.163**	0.104	**0.122**	0.06
3	Body	F	LTE Band4	20300	1745	1RB-Low	Front	0mm	\	\	16.20	16.80	0.759	**0.871**	0.315	**0.362**	0.03
3	Body	F	LTE Band4	20175	1732.5	1RB-Low	Front	0mm	\	\	16.26	16.80	0.754	**0.854**	0.311	**0.352**	-0.06
3	Body	F	LTE Band4	20050	1720	1RB-High	Front	0mm	\	\	16.02	16.80	0.697	**0.834**	0.308	**0.369**	0.15
3	Body	F	LTE Band4	20175	1732.5	1RB-Low	Rear	0mm	\	\	16.26	16.80	0.336	**0.380**	0.133	**0.151**	-0.12
3	Body	F	LTE Band4	20175	1732.5	1RB-Low	Right	0mm	\	\	16.26	16.80	0.625	**0.708**	0.235	**0.266**	0.11
3	Body	F	LTE Band4	20300	1745	50RB-Low	Front	0mm	FIG A.248	\	16.08	16.80	0.859	**1.014**	0.332	**0.392**	0.13
3	Body	F	LTE Band4	20175	1732.5	50RB-Middle	Front	0mm	\	\	16.11	16.80	0.853	**1.000**	0.328	**0.384**	-0.05
3	Body	F	LTE Band4	20050	1720	50RB-High	Front	0mm	\	\	16.10	16.80	0.789	**0.927**	0.325	**0.382**	0.08
3	Body	F	LTE Band4	20175	1732.5	50RB-Middle	Rear	0mm	\	\	16.11	16.80	0.360	**0.422**	0.142	**0.166**	0.02
3	Body	F	LTE Band4	20175	1732.5	50RB-Middle	Right	0mm	\	\	16.11	16.80	0.639	**0.749**	0.241	**0.282**	0.17
3	Body	F	LTE Band4	20050	1720	100RB	Front	0mm	\	\	16.13	16.80	0.782	**0.912**	0.319	**0.372**	0.02
4	Head	L	LTE Band4	20050	1720	1RB-Low	Cheek Left	0mm	\	\	24.37	24.80	0.038	**0.042**	0.026	**0.029**	0.07
4	Head	L	LTE Band4	20050	1720	1RB-Low	Tilt Left	0mm	\	\	24.37	24.80	0.034	**0.038**	0.025	**0.028**	-0.06
4	Head	R	LTE Band4	20050	1720	1RB-Low	Cheek Right	0mm	FIG A.249	\	24.37	24.80	0.114	**0.126**	0.069	**0.076**	0.09
4	Head	R	LTE Band4	20050	1720	1RB-Low	Tilt Right	0mm	\	\	24.37	24.80	0.042	**0.046**	0.029	**0.032**	-0.02
4	Head	L	LTE Band4	20175	1732.5	50RB-High	Cheek Left	0mm	\	\	23.36	23.80	0.034	**0.038**	0.023	**0.025**	-0.03
4	Head	L	LTE Band4	20175	1732.5	50RB-High	Tilt Left	0mm	\	\	23.36	23.80	0.031	**0.034**	0.020	**0.022**	-0.17
4	Head	R	LTE Band4	20175	1732.5	50RB-High	Cheek Right	0mm	\	\	23.36	23.80	0.096	**0.106**	0.058	**0.064**	0.18
4	Head	R	LTE Band4	20175	1732.5	50RB-High	Tilt Right	0mm	\	\	23.36	23.80	0.038	**0.042**	0.027	**0.030**	-0.03
4	Body	F	LTE Band4	20300	1745	1RB-Middle	Front	8mm	\	\	24.24	24.80	0.728	**0.828**	0.715	**0.813**	0.03
4	Body	F	LTE Band4	20175	1732.5	1RB-Middle	Front	8mm	\	\	24.31	24.80	0.732	**0.819**	0.417	**0.467**	0.15
4	Body	F	LTE Band4	20050	1720	1RB-Low	Front	8mm	\	\	24.37	24.80	0.753	**0.831**	0.423	**0.467**	0.02
4	Body	F	LTE Band4	20050	1720	1RB-Low	Rear	11mm	\	\	24.37	24.80	0.589	**0.650**	0.343	**0.379**	-0.06
4	Body	F	LTE Band4	20300	1745	1RB-Middle	Bottom	11mm	\	\	24.24	24.80	0.893	**1.016**	0.810	**0.921**	0.15
4	Body	F	LTE Band4	20175	1732.5	1RB-Middle	Bottom	11mm	\	\	24.31	24.80	0.898	**1.005**	0.472	**0.528**	0.02
4	Body	F	LTE Band4	20050	1720	1RB-Low	Bottom	11mm	FIG A.250	\	24.37	24.80	0.924	**1.020**	0.479	**0.529**	-0.03
4	Body	F	LTE Band4	20175	1732.5	50RB-High	Front	8mm	\	\	23.36	23.80	0.691	**0.765**	0.408	**0.452**	-0.17
4	Body	F	LTE Band4	20175	1732.5	50RB-High	Rear	11mm	\	\	23.36	23.80	0.555	**0.614**	0.329	**0.364**	0.11
4	Body	F	LTE Band4	20300	1745	50RB-High	Bottom	11mm	\	\	23.08	23.80	0.839	**0.990**	0.442	**0.522**	0.14
4	Body	F	LTE Band4	20175	1732.5	50RB-High	Bottom	11mm	\	\	23.36	23.80	0.875	**0.968**	0.462	**0.511**	-0.07
4	Body	F	LTE Band4	20050	1720	50RB-High	Bottom	11mm	\	\	23.31	23.80	0.819	**0.917**	0.437	**0.489**	0.11
4	Body	F	LTE Band4	20050	1720	100RB	Front	8mm	\	\	23.36	23.80	0.684	**0.757**	0.403	**0.446**	-0.06
4	Body	F	LTE Band4	20050	1720	100RB	Bottom	11mm	\	\	23.36	23.80	0.759	**0.840**	0.427	**0.473**	0.05
4	Body	F	LTE Band4	20050	1720	1RB-High	Front	0mm	\	\	14.90	15.30	0.543	**0.595**	0.233	**0.255**	0.19
4	Body	F	LTE Band4	20050	1720	1RB-High	Rear	0mm	\	\	14.90	15.30	0.542	**0.594**	0.251	**0.275**	-0.17
4	Body	F	LTE Band4	20050	1720	1RB-High	Bottom	0mm	\	\	14.90	15.30	0.558	**0.612**	0.226	**0.248**	0.09
4	Body	F	LTE Band4	20300	1745	50RB-Middle	Front	0mm	\	\	14.96	15.30	0.523	**0.566**	0.248	**0.268**	0.12
4	Body	F	LTE Band4	20300	1745	50RB-Middle	Rear	0mm	\	\	14.96	15.30	0.587	**0.635**	0.270	**0.292**	0.03
4	Body	F	LTE Band4	20300	1745	50RB-Middle	Bottom	0mm	\	\	14.96	15.30	0.629	**0.680**	0.248	**0.268**	-0.16
5	Head	L	LTE Band4	20175	1732.5	1RB-Low	Cheek Left	0mm	FIG A.251	\	23.38	24.10	0.461	**0.544**	0.254	**0.300**	0.03
5	Head	L	LTE Band4	20175	1732.5	1RB-Low	Tilt Left	0mm	\	\	23.38	24.10	0.210	**0.248**	0.123	**0.145**	0.11
5	Head	R	LTE Band4	20175	1732.5	1RB-Low	Cheek Right	0mm	\	\	23.38	24.10	0.148	**0.175**	0.094	**0.111**	0.17
5	Head	R	LTE Band4	20175	1732.5	1RB-Low	Tilt Right	0mm	\	\	23.38	24.10	0.127	**0.150**	0.078	**0.092**	0.01
5	Head	L	LTE Band4	20300	1745	50RB-High	Cheek Left	0mm	\	\	22.33	23.10	0.389	**0.464**	0.216	**0.258**	0.01
5	Head	L	LTE Band4	20300	1745	50RB-High	Tilt Left	0mm	\	\	22.33	23.10	0.172	**0.205**	0.100	**0.119**	0.06
5	Head	R	LTE Band4	20300	1745	50RB-High	Cheek Right	0mm	\	\	22.33	23.10	0.131	**0.156**	0.084	**0.100**	-0.10
5	Head	R	LTE Band4	20300	1745	50RB-High	Tilt Right	0mm	\	\	22.33	23.10	0.098	**0.117**	0.062	**0.074**	0.18
5	Body	F	LTE Band4	20050	1720	1RB-Low	Front	0mm	\	\	12.64	13.60	0.564	**0.704**	0.220	**0.274**	0.10
5	Body	F	LTE Band4	20050	1720	1RB-Low	Rear	0mm	\	\	12.64	13.60	0.128	**0.160**	0.060	**0.075**	-0.07
5	Body	F	LTE Band4	20050	1720	1RB-Low	Right	0mm	\	\	12.64	13.60	0.554	**0.691**	0.217	**0.271**	0.19
5	Body	F	LTE Band4	20050	1720	1RB-Low	Top	0mm	\	\	12.64	13.60	0.063	**0.079**	0.029	**0.036**	-0.04
5	Body	F	LTE Band4	20050	1720	50RB-High	Front	0mm	\	\	12.48	13.60	0.553	**0.716**	0.219	**0.283**	-0.05
5	Body	F	LTE Band4	20050	1720	50RB-High	Rear	0mm	\	\	12.48	13.60	0.131	**0.170**	0.062	**0.080**	0.02
5	Body	F	LTE Band4	20050	1720	50RB-High	Right	0mm	FIG A.252	\	12.48	13.60	0.584	**0.756**	0.227	**0.294**	0.09
5	Body	F	LTE Band4	20050	1720	50RB-High	Top	0mm	\	\	12.48	13.60	0.065	**0.084**	0.030	**0.039**	-0.04

©Copyright. All rights reserved by CTTL.

ANT	RF Exposure Conditions	Phantom position L/R/F	Frequency Band	Channel Number	Frequency (MHz)	Mode/RB	Test setup	Distance	Figure No./Note	Note	EUT Measured Power (dBm)	Tune up (dBm)	Measured SAR 1g (W/kg)	Calculated SAR 1g (W/kg)	Measured SAR 10g (W/kg)	Calculated SAR 10g (W/kg)	Power Drift
0	Head	L	LTE Band5	20525	836.5	1RB-Mid	Cheek Left	0mm	FIG A.253	\	25.42	25.70	0.196	0.209	0.115	**0.123**	0.05
0	Head	L	LTE Band5	20525	836.5	1RB-Mid	Tilt Left	0mm	\	\	25.42	25.70	0.131	**0.140**	0.090	**0.096**	-0.09
0	Head	R	LTE Band5	20525	836.5	1RB-Mid	Cheek Right	0mm	\	\	25.42	25.70	0.086	**0.092**	0.053	**0.057**	0.09
0	Head	R	LTE Band5	20525	836.5	1RB-Mid	Tilt Right	0mm	\	\	25.42	25.70	0.090	**0.096**	0.060	**0.064**	0.10
0	Head	L	LTE Band5	20600	844	25RB-High	Cheek Left	0mm	\	\	24.51	24.70	0.161	**0.168**	0.094	**0.098**	-0.03
0	Head	L	LTE Band5	20600	844	25RB-High	Tilt Left	0mm	\	\	24.51	24.70	0.110	**0.115**	0.074	**0.077**	0.14
0	Head	R	LTE Band5	20600	844	25RB-High	Cheek Right	0mm	\	\	24.51	24.70	0.079	**0.083**	0.048	**0.050**	-0.09
0	Head	R	LTE Band5	20600	844	25RB-High	Tilt Right	0mm	\	\	24.51	24.70	0.088	**0.092**	0.050	**0.052**	-0.09
0	Head	L	LTE Band5	20425	826.5	1RB-High	Cheek Left	0mm	ULCA	\	25.17	25.70	0.162	**0.183**	0.094	**0.106**	0.08
0	Body	F	LTE Band5	20525	836.5	1RB-Low	Front	0mm	\	\	18.30	18.70	0.377	**0.413**	0.224	**0.246**	0.05
0	Body	F	LTE Band5	20525	836.5	1RB-Low	Rear	0mm	\	\	18.30	18.70	0.149	**0.163**	0.093	**0.102**	0.11
0	Body	F	LTE Band5	20525	836.5	1RB-Low	Right	0mm	FIG A.254	\	18.30	18.70	0.702	0.770	0.339	**0.372**	-0.01
0	Body	F	LTE Band5	20525	836.5	25RB-Low	Front	0mm	\	\	18.24	18.70	0.379	**0.421**	0.225	**0.250**	0.18
0	Body	F	LTE Band5	20525	836.5	25RB-Low	Rear	0mm	\	\	18.24	18.70	0.147	**0.163**	0.093	**0.103**	0.15
0	Body	F	LTE Band5	20525	836.5	25RB-Low	Right	0mm	\	\	18.24	18.70	0.698	**0.776**	0.339	**0.377**	-0.09
0	Body	F	LTE Band5	20425	826.5	1RB-High	Right	0mm	ULCA	\	17.97	18.70	0.638	**0.755**	0.307	**0.363**	0.13
1	Head	L	LTE Band5	20450	829	1RB-Low	Cheek Left	0mm	FIG A.255	\	24.36	25.00	0.096	0.111	0.079	**0.092**	-0.13
1	Head	L	LTE Band5	20450	829	1RB-Low	Tilt Left	0mm	\	\	24.36	25.00	0.075	**0.087**	0.065	**0.075**	0.16
1	Head	R	LTE Band5	20450	829	1RB-Low	Cheek Right	0mm	\	\	24.36	25.00	0.035	**0.041**	0.029	**0.034**	-0.06
1	Head	R	LTE Band5	20450	829	1RB-Low	Tilt Right	0mm	\	\	24.36	25.00	0.053	**0.061**	0.046	**0.053**	0.01
1	Head	L	LTE Band5	20525	836.5	25RB-High	Cheek Left	0mm	\	\	23.52	24.00	0.085	**0.095**	0.071	**0.079**	0.12
1	Head	L	LTE Band5	20525	836.5	25RB-High	Tilt Left	0mm	\	\	23.52	24.00	0.069	**0.077**	0.059	**0.066**	-0.06
1	Head	R	LTE Band5	20525	836.5	25RB-High	Cheek Right	0mm	\	\	23.52	24.00	0.035	**0.039**	0.028	**0.031**	-0.18
1	Head	R	LTE Band5	20525	836.5	25RB-High	Tilt Right	0mm	\	\	23.52	24.00	0.051	**0.057**	0.044	**0.049**	0.18
1	Head	L	LTE Band5	20425	826.5	1RB-High	Cheek Left	0mm	ULCA	\	24.15	25.00	0.082	**0.100**	0.068	**0.083**	0.14
1	Body	F	LTE Band5	20450	829	1RB-Low	Front	9mm	\	\	24.36	25.00	0.324	**0.375**	0.195	**0.226**	-0.06
1	Body	F	LTE Band5	20450	829	1RB-Low	Rear	12mm	\	\	24.36	25.00	0.182	**0.200**	0.122	**0.141**	0.15
1	Body	F	LTE Band5	20450	829	1RB-Low	Right	11mm	\	\	24.36	25.00	0.263	**0.305**	0.162	**0.188**	-0.13
1	Body	F	LTE Band5	20450	829	1RB-Low	Bottom	11mm	\	\	24.36	25.00	0.250	**0.110**	0.163	**0.189**	0.11
1	Body	F	LTE Band5	20525	836.5	25RB-High	Front	9mm	\	\	23.52	24.00	0.269	**0.300**	0.162	**0.181**	-0.06
1	Body	F	LTE Band5	20525	836.5	25RB-High	Rear	12mm	\	\	23.52	24.00	0.159	**0.178**	0.106	**0.118**	0.16
1	Body	F	LTE Band5	20525	836.5	25RB-High	Right	11mm	\	\	23.52	24.00	0.233	**0.260**	0.145	**0.162**	-0.05
1	Body	F	LTE Band5	20525	836.5	25RB-High	Bottom	11mm	\	\	23.52	24.00	0.219	**0.245**	0.142	**0.159**	-0.06
1	Body	F	LTE Band5	20525	836.5	1RB-Mid	Front	0mm	\	\	18.73	19.50	0.555	**0.663**	0.308	**0.368**	-0.05
1	Body	F	LTE Band5	20525	836.5	1RB-Mid	Rear	0mm	\	\	18.73	19.50	0.311	**0.371**	0.178	**0.213**	0.13
1	Body	F	LTE Band5	20525	836.5	1RB-Mid	Right	0mm	\	\	18.73	19.50	0.402	**0.480**	0.198	**0.236**	0.14
1	Body	F	LTE Band5	20600	844	1RB-Low	Bottom	0mm	\	\	18.65	19.50	0.718	**0.873**	0.246	**0.299**	0.08
1	Body	F	LTE Band5	20525	836.5	1RB-Mid	Bottom	0mm	FIG A.256	\	18.73	19.50	0.740	0.884	0.264	**0.315**	0.02
1	Body	F	LTE Band5	20450	829	1RB-Mid	Bottom	0mm	\	\	18.64	19.50	0.709	**0.864**	0.241	**0.294**	0.03
1	Body	F	LTE Band5	20450	829	25RB-Middle	Front	0mm	\	\	18.78	19.50	0.554	**0.654**	0.306	**0.361**	-0.15
1	Body	F	LTE Band5	20450	829	25RB-Middle	Rear	0mm	\	\	18.78	19.50	0.309	**0.365**	0.175	**0.207**	-0.09
1	Body	F	LTE Band5	20450	829	25RB-Middle	Right	0mm	\	\	18.78	19.50	0.484	**0.571**	0.208	**0.246**	-0.09
1	Body	F	LTE Band5	20600	844	25RB-Middle	Bottom	0mm	\	\	18.69	19.50	0.709	**0.854**	0.235	**0.283**	-0.06
1	Body	F	LTE Band5	20525	836.5	25RB-Low	Bottom	0mm	\	\	18.70	19.50	0.714	**0.858**	0.244	**0.293**	0.16
1	Body	F	LTE Band5	20450	829	25RB-Middle	Bottom	0mm	\	\	18.78	19.50	0.735	**0.868**	0.262	**0.309**	0.07
1	Body	F	LTE Band5	20450	829	50RB	Bottom	0mm	\	\	18.76	19.50	0.711	**0.843**	0.231	**0.274**	0.15
1	Body	F	LTE Band5	20425	826.5	1RB-High	Bottom	0mm	ULCA	\	18.69	19.50	0.701	**0.845**	0.237	**0.286**	-0.09

©Copyright. All rights reserved by CTTL.

ANT	RF Exposure Conditions	Phantom position L/R/F	Frequency Band	Channel Number	Frequency (MHz)	Mode/RB	Test setup	Distance	Figure No./Note	Note	EUT Measured Power (dBm)	Tune up (dBm)	Measured SAR 1g (W/kg)	Calculated SAR 1g (W/kg)	Measured SAR 10g (W/kg)	Calculated SAR 10g (W/kg)	Power Drift
2	Head	L	LTE Band7	20850	2510	1RB-Mid	Cheek Left	0mm	\	\	18.84	19.00	0.252	**0.261**	0.127	**0.132**	-0.16
2	Head	L	LTE Band7	20850	2510	1RB-Mid	Tilt Left	0mm	\	\	18.84	19.00	0.336	**0.349**	0.165	**0.171**	-0.01
2	Head	R	LTE Band7	20850	2510	1RB-Mid	Cheek Right	0mm	\	\	18.84	19.00	0.441	**0.458**	0.213	**0.221**	-0.18
2	Head	R	LTE Band7	20850	2510	1RB-Mid	Tilt Right	0mm	\	\	18.84	19.00	0.511	**0.530**	0.235	**0.244**	0.08
2	Head	L	LTE Band7	20850	2510	50RB-Middle	Cheek Left	0mm	\	\	18.77	19.00	0.132	**0.139**	0.068	**0.072**	0.18
2	Head	L	LTE Band7	20850	2510	50RB-Middle	Tilt Left	0mm	\	\	18.77	19.00	0.186	**0.196**	0.092	**0.097**	-0.17
2	Head	R	LTE Band7	20850	2510	50RB-Middle	Cheek Right	0mm	\	\	18.77	19.00	0.446	**0.470**	0.219	**0.231**	0.10
2	Head	R	LTE Band7	20850	2510	50RB-Middle	Tilt Right	0mm	FIG A.257	\	18.77	19.00	0.534	**0.563**	0.246	**0.259**	0.03
2	Head	R	LTE Band7	21350	2560	1RB-Low	Tilt Right	0mm	ULCA	\	18.50	19.00	0.487	**0.546**	0.222	**0.249**	0.03
2	Body	F	LTE Band7	20850	2510	1RB-Mid	Front	0mm	\	\	11.21	11.50	0.319	**0.341**	0.128	**0.137**	-0.01
2	Body	F	LTE Band7	20850	2510	1RB-Mid	Rear	0mm	\	\	11.21	11.50	0.082	**0.088**	0.040	**0.043**	0.11
2	Body	F	LTE Band7	20850	2510	1RB-Mid	Top	0mm	\	\	11.21	11.50	0.730	**0.780**	0.233	**0.249**	0.04
2	Body	F	LTE Band7	20850	2510	50RB-Low	Front	0mm	\	\	11.21	11.50	0.322	**0.344**	0.127	**0.136**	-0.13
2	Body	F	LTE Band7	20850	2510	50RB-Low	Rear	0mm	\	\	11.21	11.50	0.086	**0.092**	0.040	**0.043**	0.13
2	Body	F	LTE Band7	20850	2510	50RB-Low	Top	0mm	FIG A.258	\	11.21	11.50	0.737	**0.788**	0.236	**0.252**	0.18
2	Body	F	LTE Band7	21350	2560	1RB-Low	Top	0mm	ULCA	\	11.17	11.50	0.704	**0.760**	0.214	**0.231**	0.09
3	Head	L	LTE Band7	21350	2560	1RB-Low	Cheek Left	0mm	FIG A.259	\	24.69	24.80	0.442	**0.453**	0.233	**0.239**	0.02
3	Head	L	LTE Band7	21350	2560	1RB-Low	Tilt Left	0mm	\	\	24.69	24.80	0.300	**0.308**	0.150	**0.154**	-0.09
3	Head	R	LTE Band7	21350	2560	1RB-Low	Cheek Right	0mm	\	\	24.69	24.80	0.246	**0.252**	0.129	**0.132**	-0.18
3	Head	R	LTE Band7	21350	2560	1RB-Low	Tilt Right	0mm	\	\	24.69	24.80	0.153	**0.157**	0.080	**0.082**	-0.15
3	Head	L	LTE Band7	21350	2560	50RB-High	Cheek Left	0mm	\	\	23.40	23.80	0.361	**0.396**	0.182	**0.200**	0.12
3	Head	L	LTE Band7	21350	2560	50RB-High	Tilt Left	0mm	\	\	23.40	23.80	0.251	**0.275**	0.123	**0.135**	-0.01
3	Head	R	LTE Band7	21350	2560	50RB-High	Cheek Right	0mm	\	\	23.40	23.80	0.196	**0.215**	0.104	**0.114**	0.01
3	Head	R	LTE Band7	21350	2560	50RB-High	Tilt Right	0mm	\	\	23.40	23.80	0.139	**0.152**	0.070	**0.077**	0.05
3	Head	L	LTE Band7	21350	2560	1RB-High	Cheek Left	0mm	ULCA	\	24.39	24.80	0.407	**0.447**	0.202	**0.222**	0.19
3	Body	F	LTE Band7	21350	2560	1RB-Mid	Front	0mm	\	\	14.71	15.30	0.785	**0.899**	0.261	**0.299**	0.03
3	Body	F	LTE Band7	21100	2535	1RB-Low	Front	0mm	\	\	14.72	15.30	0.827	**0.945**	0.305	**0.349**	0.04
3	Body	F	LTE Band7	20850	2510	1RB-Mid	Front	0mm	\	\	14.71	15.30	0.793	**0.908**	0.271	**0.310**	0.16
3	Body	F	LTE Band7	21100	2535	1RB-Low	Rear	0mm	\	\	14.72	15.30	0.277	**0.317**	0.116	**0.133**	-0.16
3	Body	F	LTE Band7	21350	2560	1RB-Mid	Right	0mm	\	\	14.71	15.30	0.881	**1.009**	0.274	**0.314**	0.16
3	Body	F	LTE Band7	21100	2535	1RB-Low	Right	0mm	\	\	14.72	15.30	0.928	**1.061**	0.308	**0.352**	0.06
3	Body	F	LTE Band7	20850	2510	1RB-Mid	Right	0mm	\	\	14.71	15.30	0.890	**1.020**	0.278	**0.318**	0.02
3	Body	F	LTE Band7	21350	2560	50RB-High	Front	0mm	\	\	14.89	15.30	0.894	**0.983**	0.327	**0.359**	-0.13
3	Body	F	LTE Band7	21100	2535	50RB-High	Front	0mm	\	\	14.75	15.30	0.860	**0.976**	0.324	**0.368**	0.16
3	Body	F	LTE Band7	20850	2510	50RB-High	Front	0mm	\	\	14.39	15.30	0.847	**1.044**	0.317	**0.391**	0.16
3	Body	F	LTE Band7	21350	2560	50RB-High	Rear	0mm	\	\	14.89	15.30	0.282	**0.310**	0.119	**0.131**	0.15
3	Body	F	LTE Band7	21350	2560	50RB-High	Right	0mm	\	\	14.89	15.30	0.945	**1.039**	0.315	**0.346**	-0.16
3	Body	F	LTE Band7	21100	2535	50RB-High	Right	0mm	FIG A.260	\	14.75	15.30	0.996	**1.130**	0.317	**0.360**	0.14
3	Body	F	LTE Band7	20850	2510	50RB-High	Right	0mm	\	\	14.39	15.30	0.911	**1.123**	0.290	**0.358**	-0.01
3	Body	F	LTE Band7	21350	2560	100RB	Front	0mm	\	\	14.90	15.30	0.851	**0.933**	0.275	**0.302**	-0.09
3	Body	F	LTE Band7	21350	2560	100RB	Right	0mm	\	\	14.90	15.30	0.923	**1.012**	0.306	**0.336**	0.02
3	Body	F	LTE Band7	20850	2510	1RB-High	Right	0mm	ULCA	\	14.63	15.30	0.871	**1.016**	0.285	**0.333**	0.09
4	Head	L	LTE Band7	21350	2560	1RB-Low	Cheek Left	0mm	\	\	24.46	24.80	0.052	**0.056**	0.028	**0.030**	0.06
4	Head	L	LTE Band7	21350	2560	1RB-Low	Tilt Left	0mm	\	\	24.46	24.80	0.048	**0.052**	0.026	**0.028**	-0.07
4	Head	R	LTE Band7	21350	2560	1RB-Low	Cheek Right	0mm	FIG A.261	\	24.46	24.80	0.057	**0.062**	0.029	**0.031**	0.01
4	Head	R	LTE Band7	21350	2560	1RB-Low	Tilt Right	0mm	\	\	24.46	24.80	0.053	**0.057**	0.028	**0.030**	-0.03
4	Head	L	LTE Band7	21350	2560	50RB-High	Cheek Left	0mm	\	\	23.52	23.80	0.043	**0.046**	0.023	**0.025**	0.08
4	Head	L	LTE Band7	21350	2560	50RB-High	Tilt Left	0mm	\	\	23.52	23.80	0.041	**0.044**	0.021	**0.022**	-0.03
4	Head	R	LTE Band7	21350	2560	50RB-High	Cheek Right	0mm	\	\	23.52	23.80	0.048	**0.051**	0.022	**0.023**	-0.11
4	Head	R	LTE Band7	21350	2560	50RB-High	Tilt Right	0mm	\	\	23.52	23.80	0.036	**0.038**	0.017	**0.018**	-0.11
4	Head	R	LTE Band7	21350	2560	1RB-Low	Cheek Right	0mm	ULCA	\	24.31	24.80	0.052	**0.058**	0.024	**0.027**	0.04
4	Body	F	LTE Band7	21350	2560	1RB-Low	Front	8mm	\	\	23.03	23.30	0.428	**0.455**	0.205	**0.218**	0.11
4	Body	F	LTE Band7	21350	2560	1RB-Low	Rear	11mm	\	\	23.03	23.30	0.445	**0.474**	0.223	**0.237**	0.09
4	Body	F	LTE Band7	21350	2560	1RB-Low	Bottom	11mm	\	\	23.03	23.30	0.878	**0.934**	0.424	**0.451**	0.04
4	Body	F	LTE Band7	21100	2535	1RB-High	Bottom	11mm	\		22.98	23.30	0.838	**0.902**	0.398	**0.428**	-0.17
4	Body	F	LTE Band7	20850	2510	1RB-High	Bottom	11mm	FIG A.262		22.28	23.30	0.932	**1.179**	0.441	**0.558**	0.13
4	Body	F	LTE Band7	21350	2560	50RB-Low	Front	8mm	\	\	22.96	23.30	0.329	**0.356**	0.157	**0.170**	-0.05
4	Body	F	LTE Band7	21350	2560	50RB-Low	Rear	11mm	\	\	22.96	23.30	0.354	**0.383**	0.176	**0.190**	-0.17
4	Body	F	LTE Band7	21350	2560	50RB-Low	Bottom	11mm	\	\	22.96	23.30	0.717	**0.775**	0.341	**0.369**	-0.14
4	Body	F	LTE Band7	21350	2560	100RB	Bottom	11mm	\	\	23.01	23.30	0.856	**0.915**	0.412	**0.440**	0.16
4	Body	F	LTE Band7	21350	2560	1RB-Low	Front	0mm	\	\	13.34	13.80	0.433	**0.481**	0.169	**0.188**	-0.17
4	Body	F	LTE Band7	21350	2560	1RB-Low	Rear	0mm	\	\	13.34	13.80	0.406	**0.451**	0.169	**0.188**	-0.07
4	Body	F	LTE Band7	21350	2560	1RB-Low	Bottom	0mm	\	\	13.34	13.80	0.435	**0.484**	0.155	**0.172**	0.05
4	Body	F	LTE Band7	21350	2560	50RB-Low	Front	0mm	\	\	13.43	13.80	0.445	**0.485**	0.175	**0.191**	0.00
4	Body	F	LTE Band7	21350	2560	50RB-Low	Rear	0mm	\	\	13.43	13.80	0.413	**0.450**	0.174	**0.189**	0.04
4	Body	F	LTE Band7	21350	2560	50RB-Low	Bottom	0mm	\	\	13.43	13.80	0.501	**0.546**	0.154	**0.168**	-0.11
4	Body	F	LTE Band7	21350	2560	1RB-Low	Bottom	11mm	ULCA	\	22.49	23.30	0.804	**0.969**	0.332	**0.400**	0.15
5	Head	L	LTE Band7	21350	2560	1RB-Low	Cheek Left	0mm	FIG A.263	\	23.55	23.80	0.664	**0.703**	0.311	**0.329**	0.05
5	Head	L	LTE Band7	21350	2560	1RB-Low	Tilt Left	0mm	\	\	23.55	23.80	0.303	**0.321**	0.151	**0.160**	-0.18
5	Head	R	LTE Band7	21350	2560	1RB-Low	Cheek Right	0mm	\	\	23.55	23.80	0.213	**0.226**	0.115	**0.122**	-0.03
5	Head	R	LTE Band7	21350	2560	1RB-Low	Tilt Right	0mm	\	\	23.55	23.80	0.182	**0.193**	0.096	**0.102**	-0.14
5	Head	L	LTE Band7	21350	2560	50RB-Middle	Cheek Left	0mm	\	\	22.62	22.80	0.561	**0.585**	0.264	**0.275**	0.01
5	Head	L	LTE Band7	21350	2560	50RB-Middle	Tilt Left	0mm	\	\	22.62	22.80	0.248	**0.258**	0.122	**0.127**	0.12
5	Head	R	LTE Band7	21350	2560	50RB-Middle	Cheek Right	0mm	\	\	22.62	22.80	0.188	**0.196**	0.103	**0.107**	0.02
5	Head	R	LTE Band7	21350	2560	50RB-Middle	Tilt Right	0mm	\	\	22.62	22.80	0.142	**0.148**	0.075	**0.078**	-0.11
5	Head	L	LTE Band7	21350	2560	1RB-Low	Cheek Left	0mm	ULCA	\	23.27	23.80	0.609	**0.688**	0.287	**0.324**	0.14
5	Body	F	LTE Band7	20850	2510	1RB-Mid	Front	0mm	FIG A.264	\	11.73	12.80	0.527	**0.674**	0.195	**0.249**	-0.17
5	Body	F	LTE Band7	20850	2510	1RB-Mid	Rear	0mm	\	\	11.73	12.80	0.132	**0.169**	0.052	**0.067**	0.05
5	Body	F	LTE Band7	20850	2510	1RB-Mid	Right	0mm	\	\	11.73	12.80	0.377	**0.482**	0.144	**0.184**	0.08
5	Body	F	LTE Band7	20850	2510	1RB-Mid	Top	0mm	\	\	11.73	12.80	0.060	**0.077**	0.020	**0.026**	0.05
5	Body	F	LTE Band7	21350	2560	50RB-Mid	Front	0mm	\	\	11.91	12.80	0.528	**0.648**	0.193	**0.237**	0.18
5	Body	F	LTE Band7	21350	2560	50RB-Mid	Rear	0mm	\	\	11.91	12.80	0.128	**0.157**	0.051	**0.063**	-0.03
5	Body	F	LTE Band7	21350	2560	50RB-Mid	Right	0mm	\	\	11.91	12.80	0.382	**0.469**	0.144	**0.177**	-0.02
5	Body	F	LTE Band7	21350	2560	50RB-Mid	Top	0mm	\	\	11.91	12.80	0.057	**0.070**	0.020	**0.025**	-0.01
5	Body	F	LTE Band7	21350	2560	1RB-Low	Front	0mm	ULCA	\	11.32	12.80	0.451	**0.634**	0.174	**0.245**	0.05

©Copyright. All rights reserved by CTTL.

ANT	RF Exposure Conditions	Phantom position L/R/F	Frequency Band	Channel Number	Frequency (MHz)	Mode/RB	Test setup	Distance	Figure No./Note	Note	EUT Measured Power (dBm)	Tune up (dBm)	Measured SAR 1g (W/kg)	Calculated SAR 1g (W/kg)	Measured SAR 10g (W/kg)	Calculated SAR 10g (W/kg)	Power Drift
0	Head	L	LTE Band12	23095	707.5	1RB-Mid	Cheek Left	0mm	FIG A.265	\	25.31	25.60	0.217	0.232	0.125	0.134	0.06
0	Head	L	LTE Band12	23095	707.5	1RB-Mid	Tilt Left	0mm	\	\	25.31	25.60	0.126	0.135	0.085	0.091	0.18
0	Head	R	LTE Band12	23095	707.5	1RB-Mid	Cheek Right	0mm	\	\	25.31	25.60	0.075	0.080	0.037	0.040	-0.13
0	Head	R	LTE Band12	23095	707.5	1RB-Mid	Tilt Right	0mm	\	\	25.31	25.60	0.068	0.073	0.030	0.032	-0.01
0	Head	L	LTE Band12	23095	704	25RB-Mid	Cheek Left	0mm	\	\	24.13	24.60	0.184	0.205	0.105	0.117	-0.06
0	Head	L	LTE Band12	23095	704	25RB-Mid	Tilt Left	0mm	\	\	24.13	24.60	0.105	0.117	0.072	0.080	-0.10
0	Head	R	LTE Band12	23095	704	25RB-Mid	Cheek Right	0mm	\	\	24.13	24.60	0.074	0.082	0.035	0.039	-0.17
0	Head	R	LTE Band12	23095	704	25RB-Mid	Tilt Right	0mm	\	\	24.13	24.60	0.063	0.070	0.028	0.031	-0.06
0	Body	F	LTE Band12	23095	704	1RB-Low	Front	0mm	\	\	19.07	19.70	0.523	0.605	0.266	0.308	0.15
0	Body	F	LTE Band12	23095	704	1RB-Low	Rear	0mm	\	\	19.07	19.70	0.203	0.235	0.116	0.134	0.01
0	Body	F	LTE Band12	23130	711	1RB-Mid	Right	0mm	\	\	19.01	19.70	0.653	0.765	0.296	0.347	-0.17
0	Body	F	LTE Band12	23095	707.5	1RB-Low	Right	0mm	\	\	19.03	19.70	0.679	0.792	0.305	0.356	0.04
0	Body	F	LTE Band12	23060	704	1RB-Low	Right	0mm	FIG A.266	\	19.07	19.70	0.711	0.822	0.317	0.366	0.03
0	Body	F	LTE Band12	23060	704	25RB-Mid	Front	0mm	\	\	19.10	19.70	0.518	0.595	0.261	0.300	-0.06
0	Body	F	LTE Band12	23060	704	25RB-Mid	Rear	0mm	\	\	19.10	19.70	0.197	0.226	0.113	0.130	0.17
0	Body	F	LTE Band12	23060	704	25RB-Mid	Right	0mm	\	\	19.10	19.70	0.672	0.772	0.302	0.347	0.02
0	Body	F	LTE Band12	23060	704	100RB	Right	0mm	\	\	19.04	19.70	0.665	0.774	0.298	0.347	0.13
1	Head	L	LTE Band12	23130	711	1RB-Low	Cheek Left	0mm	FIG A.267	\	24.44	25.00	0.077	0.088	0.064	0.073	0.04
1	Head	L	LTE Band12	23130	711	1RB-Low	Tilt Left	0mm	\	\	24.44	25.00	0.061	0.069	0.055	0.063	0.15
1	Head	R	LTE Band12	23130	711	1RB-Low	Cheek Right	0mm	\	\	24.44	25.00	0.042	0.048	0.034	0.039	0.06
1	Head	R	LTE Band12	23130	711	1RB-Low	Tilt Right	0mm	\	\	24.44	25.00	0.034	0.039	0.028	0.032	-0.10
1	Head	L	LTE Band12	23095	707.5	25RB-High	Cheek Left	0mm	\	\	23.34	24.00	0.070	0.081	0.057	0.066	0.17
1	Head	L	LTE Band12	23095	707.5	25RB-High	Tilt Left	0mm	\	\	23.34	24.00	0.057	0.066	0.051	0.059	0.15
1	Head	R	LTE Band12	23095	707.5	25RB-High	Cheek Right	0mm	\	\	23.34	24.00	0.042	0.049	0.032	0.037	0.15
1	Head	R	LTE Band12	23095	707.5	25RB-High	Tilt Right	0mm	\	\	23.34	24.00	0.031	0.036	0.020	0.023	-0.02
1	Body	F	LTE Band12	23130	711	1RB-Low	Front	9mm	\	\	24.44	25.00	0.328	0.373	0.209	0.238	-0.06
1	Body	F	LTE Band12	23130	711	1RB-Low	Rear	12mm	\	\	24.44	25.00	0.195	0.222	0.139	0.158	0.03
1	Body	F	LTE Band12	23130	711	1RB-Low	Right	11mm	\	\	24.44	25.00	0.214	0.243	0.131	0.149	0.17
1	Body	F	LTE Band12	23130	711	1RB-Low	Bottom	11mm	\	\	24.44	25.00	0.222	0.253	0.142	0.162	-0.18
1	Body	F	LTE Band12	23095	707.5	25RB-High	Front	9mm	\	\	23.34	24.00	0.291	0.339	0.185	0.215	0.08
1	Body	F	LTE Band12	23095	707.5	25RB-High	Rear	12mm	\	\	23.34	24.00	0.169	0.197	0.120	0.140	0.06
1	Body	F	LTE Band12	23095	707.5	25RB-High	Right	11mm	\	\	23.34	24.00	0.201	0.234	0.122	0.142	0.04
1	Body	F	LTE Band12	23095	707.5	25RB-High	Bottom	11mm	\	\	23.34	24.00	0.189	0.220	0.121	0.141	-0.09
1	Body	F	LTE Band12	23095	707.5	1RB-Low	Front	0mm	\	\	17.68	19.00	0.367	0.497	0.365	0.495	0.10
1	Body	F	LTE Band12	23095	707.5	1RB-Low	Rear	0mm	\	\	17.68	19.00	0.180	0.244	0.256	0.347	-0.16
1	Body	F	LTE Band12	23095	707.5	1RB-Low	Right	0mm	\	\	17.68	19.00	0.482	0.653	0.130	0.176	0.19
1	Body	F	LTE Band12	23130	711	1RB-Low	Bottom	0mm	\		17.65	19.00	0.847	1.156	0.254	0.347	-0.03
1	Body	F	LTE Band12	23095	707.5	1RB-Low	Bottom	0mm	\	\	17.68	19.00	0.739	1.001	0.298	0.404	0.13
1	Body	F	LTE Band12	23060	704	1RB-Low	Bottom	0mm	FIG A.268		17.67	19.00	0.858	1.165	0.292	0.397	0.03
1	Body	F	LTE Band12	23060	704	25RB-High	Front	0mm	\	\	17.64	19.00	0.374	0.512	0.302	0.413	-0.03
1	Body	F	LTE Band12	23060	704	25RB-High	Rear	0mm	\	\	17.64	19.00	0.185	0.253	0.261	0.357	0.09
1	Body	F	LTE Band12	23060	704	25RB-High	Right	0mm	\	\	17.64	19.00	0.473	0.647	0.135	0.185	-0.05
1	Body	F	LTE Band12	23130	711	25RB-Mid	Bottom	0mm	\	\	17.58	19.00	0.725	1.005	0.219	0.304	0.16
1	Body	F	LTE Band12	23095	707.5	25RB-High	Bottom	0mm	\	\	17.57	19.00	0.632	0.878	0.257	0.357	0.02
1	Body	F	LTE Band12	23060	704	25RB-High	Bottom	0mm	\	\	17.64	19.00	0.734	1.004	0.252	0.345	-0.08
1	Body	F	LTE Band12	23060	704	50RB	Bottom	0mm	\	\	17.61	19.00	0.708	0.975	0.239	0.329	0.19
0	Head	L	LTE Band13	23230	782	1RB-Low	Cheek Left	0mm	FIG A.269	\	23.63	23.70	0.242	0.246	0.133	0.135	0.16
0	Head	L	LTE Band13	23230	782	1RB-Low	Tilt Left	0mm	\	\	23.63	23.70	0.124	0.126	0.082	0.083	0.05
0	Head	R	LTE Band13	23230	782	1RB-Low	Cheek Right	0mm	\	\	23.63	23.70	0.093	0.095	0.069	0.070	-0.05
0	Head	R	LTE Band13	23230	782	1RB-Low	Tilt Right	0mm	\	\	23.63	23.70	0.089	0.090	0.062	0.063	0.09
0	Head	L	LTE Band13	23230	782	25RB-Low	Cheek Left	0mm	\	\	22.62	22.70	0.191	0.195	0.107	0.109	-0.19
0	Head	L	LTE Band13	23230	782	25RB-Low	Tilt Left	0mm	\	\	22.62	22.70	0.111	0.113	0.076	0.077	-0.15
0	Head	R	LTE Band13	23230	782	25RB-Low	Cheek Right	0mm	\	\	22.62	22.70	0.091	0.093	0.067	0.068	-0.15
0	Head	R	LTE Band13	23230	782	25RB-Low	Tilt Right	0mm	\	\	22.62	22.70	0.082	0.084	0.058	0.059	0.07
0	Body	F	LTE Band13	23230	782	1RB-Low	Front	0mm	\	\	23.63	23.70	0.356	0.362	0.204	0.207	-0.19
0	Body	F	LTE Band13	23230	782	1RB-Low	Rear	0mm	\	\	23.63	23.70	0.146	0.148	0.093	0.095	-0.10
0	Body	F	LTE Band13	23230	782	1RB-Low	Right	0mm	\	\	23.63	23.70	0.592	0.602	0.273	0.277	0.14
0	Body	F	LTE Band13	23230	782	25RB-Low	Front	0mm	\	\	22.62	22.70	0.361	0.368	0.206	0.210	-0.12
0	Body	F	LTE Band13	23230	782	25RB-Low	Rear	0mm	\	\	22.62	22.70	0.149	0.152	0.095	0.097	0.18
0	Body	F	LTE Band13	23230	782	25RB-Low	Right	0mm	FIG A.270	\	22.62	22.70	0.593	0.604	0.274	0.279	-0.06
1	Head	L	LTE Band13	23230	782	1RB-Mid	Cheek Left	0mm	FIG A.271	\	22.68	23.00	0.064	0.069	0.052	0.056	0.10
1	Head	L	LTE Band13	23230	782	1RB-Mid	Tilt Left	0mm	\	\	22.68	23.00	0.061	0.066	0.054	0.058	-0.15
1	Head	R	LTE Band13	23230	782	1RB-Mid	Cheek Right	0mm	\	\	22.68	23.00	0.037	0.040	0.028	0.030	0.14
1	Head	R	LTE Band13	23230	782	1RB-Mid	Tilt Right	0mm	\	\	22.68	23.00	0.031	0.033	0.022	0.024	-0.17
1	Head	L	LTE Band13	23230	782	25RB-Low	Cheek Left	0mm	\	\	21.84	22.00	0.052	0.054	0.042	0.044	0.03
1	Head	L	LTE Band13	23230	782	25RB-Low	Tilt Left	0mm	\	\	21.84	22.00	0.051	0.053	0.045	0.047	0.14
1	Head	R	LTE Band13	23230	782	25RB-Low	Cheek Right	0mm	\	\	21.84	22.00	0.030	0.031	0.021	0.022	0.18
1	Head	R	LTE Band13	23230	782	25RB-Low	Tilt Right	0mm	\	\	21.84	22.00	0.024	0.025	0.016	0.017	-0.19
1	Body	F	LTE Band13	23230	782	1RB-Mid	Front	9mm	\	\	22.68	23.00	0.168	0.181	0.129	0.139	-0.03
1	Body	F	LTE Band13	23230	782	1RB-Mid	Rear	12mm	\	\	22.68	23.00	0.106	0.114	0.087	0.094	-0.02
1	Body	F	LTE Band13	23230	782	1RB-Mid	Right	11mm	\	\	22.68	23.00	0.119	0.128	0.082	0.088	-0.04
1	Body	F	LTE Band13	23230	782	1RB-Mid	Bottom	11mm	\	\	22.68	23.00	0.110	0.118	0.084	0.090	0.02
1	Body	F	LTE Band13	23230	782	25RB-Low	Front	9mm	\	\	21.84	22.00	0.134	0.139	0.101	0.105	-0.16
1	Body	F	LTE Band13	23230	782	25RB-Low	Rear	12mm	\	\	21.84	22.00	0.083	0.086	0.069	0.072	0.13
1	Body	F	LTE Band13	23230	782	25RB-Low	Right	11mm	\	\	21.84	22.00	0.112	0.116	0.079	0.082	0.16
1	Body	F	LTE Band13	23230	782	25RB-Low	Bottom	11mm	\	\	21.84	22.00	0.089	0.092	0.068	0.071	0.13
1	Body	F	LTE Band13	23230	782	1RB-Mid	Front	0mm	\	\	18.67	19.00	0.390	0.421	0.242	0.261	-0.01
1	Body	F	LTE Band13	23230	782	1RB-Mid	Rear	0mm	\	\	18.67	19.00	0.208	0.224	0.147	0.159	-0.03
1	Body	F	LTE Band13	23230	782	1RB-Mid	Right	0mm	\	\	18.67	19.00	0.394	0.425	0.219	0.236	-0.10
1	Body	F	LTE Band13	23230	782	1RB-Mid	Bottom	0mm	FIG A.272	\	18.67	19.00	0.680	0.734	0.250	0.270	0.02
1	Body	F	LTE Band13	23230	782	25RB-High	Front	0mm	\	\	18.60	19.00	0.377	0.413	0.235	0.258	0.05
1	Body	F	LTE Band13	23230	782	25RB-High	Rear	0mm	\	\	18.60	19.00	0.208	0.228	0.153	0.168	-0.01
1	Body	F	LTE Band13	23230	782	25RB-High	Right	0mm	\	\	18.60	19.00	0.390	0.428	0.219	0.240	0.14
1	Body	F	LTE Band13	23230	782	25RB-High	Bottom	0mm	\	\	18.60	19.00	0.667	0.731	0.247	0.271	0.03

©Copyright. All rights reserved by CTTL.

ANT	RF Exposure Conditions	Phantom position L/R/F	Frequency Band	Channel Number	Frequency (MHz)	Mode/RB	Test setup	Distance	Figure No./Note	Note	EUT Measured Power (dBm)	Tune up (dBm)	Measured SAR 1g (W/kg)	Calculated SAR 1g (W/kg)	Measured SAR 10g (W/kg)	Calculated SAR 10g (W/kg)	Power Drift
0	Head	L	LTE Band17	23780	709	1RB-Mid	Cheek Left	0mm	FIG A.273	\	25.16	25.70	0.216	**0.245**	0.123	**0.139**	0.01
0	Head	L	LTE Band17	23780	709	1RB-Mid	Tilt Left	0mm	\	\	25.16	25.70	0.150	**0.170**	0.097	**0.110**	-0.14
0	Head	R	LTE Band17	23780	709	1RB-Mid	Cheek Right	0mm	\	\	25.16	25.70	0.087	**0.099**	0.039	**0.044**	-0.03
0	Head	R	LTE Band17	23780	709	1RB-Mid	Tilt Right	0mm	\	\	25.16	25.70	0.079	**0.089**	0.036	**0.041**	-0.10
0	Head	L	LTE Band17	23780	709	25RB-Low	Cheek Left	0mm	\	\	24.36	24.70	0.181	**0.196**	0.103	**0.111**	0.02
0	Head	L	LTE Band17	23780	709	25RB-Low	Tilt Left	0mm	\	\	24.36	24.70	0.122	**0.132**	0.079	**0.085**	-0.08
0	Head	R	LTE Band17	23780	709	25RB-Low	Cheek Right	0mm	\	\	24.36	24.70	0.083	**0.090**	0.038	**0.041**	0.01
0	Head	R	LTE Band17	23780	709	25RB-Low	Tilt Right	0mm	\	\	24.36	24.70	0.075	**0.081**	0.032	**0.035**	-0.16
0	Body	F	LTE Band17	23780	709	1RB-Low	Front	0mm	\	\	18.65	19.20	0.486	**0.552**	0.260	**0.295**	0.09
0	Body	F	LTE Band17	23780	709	1RB-Low	Rear	0mm	\	\	18.65	19.20	0.182	**0.207**	0.109	**0.124**	-0.19
0	Body	F	LTE Band17	23780	709	1RB-Low	Right	0mm	FIG A.274	\	18.65	19.20	0.644	**0.731**	0.287	**0.326**	-0.13
0	Body	F	LTE Band17	23780	709	25RB-Middle	Front	0mm	\	\	18.71	19.20	0.483	**0.541**	0.259	**0.290**	-0.09
0	Body	F	LTE Band17	23780	709	25RB-Middle	Rear	0mm	\	\	18.71	19.20	0.184	**0.206**	0.109	**0.122**	-0.16
0	Body	F	LTE Band17	23780	709	25RB-Middle	Right	0mm	\	\	18.71	19.20	0.623	**0.697**	0.277	**0.310**	-0.02
1	Head	L	LTE Band17	23780	709	1RB-Low	Cheek Left	0mm	\	\	24.33	25.00	0.063	**0.074**	0.053	**0.062**	0.05
1	Head	L	LTE Band17	23780	709	1RB-Low	Tilt Left	0mm	FIG A.275	\	24.33	25.00	0.068	**0.079**	0.056	**0.065**	0.01
1	Head	R	LTE Band17	23780	709	1RB-Low	Cheek Right	0mm	\	\	24.33	25.00	0.034	**0.040**	0.018	**0.021**	-0.11
1	Head	R	LTE Band17	23780	709	1RB-Low	Tilt Right	0mm	\	\	24.33	25.00	0.031	**0.036**	0.016	**0.019**	0.05
1	Head	L	LTE Band17	23780	709	25RB-High	Cheek Left	0mm	\	\	23.47	24.00	0.049	**0.055**	0.041	**0.046**	0.13
1	Head	L	LTE Band17	23780	709	25RB-High	Tilt Left	0mm	\	\	23.47	24.00	0.054	**0.061**	0.045	**0.051**	0.06
1	Head	R	LTE Band17	23780	709	25RB-High	Cheek Right	0mm	\	\	23.47	24.00	0.030	**0.034**	0.015	**0.017**	0.01
1	Head	R	LTE Band17	23780	709	25RB-High	Tilt Right	0mm	\	\	23.47	24.00	0.028	**0.032**	0.013	**0.015**	-0.09
1	Body	F	LTE Band17	23790	710	1RB-Mid	Front	9mm	\	\	24.33	25.00	0.317	**0.370**	0.183	**0.214**	0.12
1	Body	F	LTE Band17	23790	710	1RB-Mid	Rear	12mm	\	\	24.33	25.00	0.228	**0.266**	0.145	**0.169**	-0.08
1	Body	F	LTE Band17	23790	710	1RB-Mid	Right	11mm	\	\	24.33	25.00	0.224	**0.261**	0.121	**0.141**	0.18
1	Body	F	LTE Band17	23790	710	1RB-Mid	Bottom	11mm	\	\	24.33	25.00	0.192	**0.224**	0.114	**0.133**	-0.07
1	Body	F	LTE Band17	23790	710	25RB-Low	Front	9mm	\	\	23.47	24.00	0.244	**0.276**	0.141	**0.159**	-0.17
1	Body	F	LTE Band17	23790	710	25RB-Low	Rear	12mm	\	\	23.47	24.00	0.177	**0.200**	0.113	**0.128**	0.15
1	Body	F	LTE Band17	23790	710	25RB-Low	Right	11mm	\	\	23.47	24.00	0.171	**0.193**	0.092	**0.104**	0.18
1	Body	F	LTE Band17	23790	710	25RB-Low	Bottom	11mm	\	\	23.47	24.00	0.147	**0.166**	0.088	**0.099**	-0.14
1	Body	F	LTE Band17	23800	711	1RB-Low	Front	0mm	\	\	20.20	21.00	0.843	**1.014**	0.340	**0.409**	-0.17
1	Body	F	LTE Band17	23790	710	1RB-Low	Front	0mm	\	\	20.18	21.00	0.819	**0.989**	0.326	**0.394**	0.02
1	Body	F	LTE Band17	23780	709	1RB-Low	Front	0mm	\	\	20.16	21.00	0.805	**0.977**	0.317	**0.385**	-0.02
1	Body	F	LTE Band17	23800	711	1RB-Low	Rear	0mm	\	\	20.20	21.00	0.311	**0.374**	0.152	**0.183**	-0.11
1	Body	F	LTE Band17	23800	711	1RB-Low	Right	0mm	\	\	20.20	21.00	0.824	**0.991**	0.289	**0.347**	-0.05
1	Body	F	LTE Band17	23790	710	1RB-Low	Right	0mm	\	\	20.18	21.00	0.801	**0.967**	0.277	**0.335**	0.07
1	Body	F	LTE Band17	23780	709	1RB-Low	Right	0mm	\	\	20.16	21.00	0.787	**0.955**	0.269	**0.326**	0.19
1	Body	F	LTE Band17	23800	711	1RB-Low	Bottom	0mm	\	\	20.20	21.00	0.900	**1.082**	0.290	**0.349**	0.15
1	Body	F	LTE Band17	23790	710	1RB-Low	Bottom	0mm	\	\	20.18	21.00	0.874	**1.056**	0.278	**0.336**	-0.14
1	Body	F	LTE Band17	23780	709	1RB-Low	Bottom	0mm	\	\	20.16	21.00	0.859	**1.042**	0.270	**0.328**	-0.01
1	Body	F	LTE Band17	23800	711	25RB-Middle	Front	0mm	\	\	20.17	21.00	0.860	**1.041**	0.348	**0.421**	0.16
1	Body	F	LTE Band17	23790	710	25RB-Middle	Front	0mm	\	\	20.16	21.00	0.836	**1.014**	0.334	**0.405**	-0.19
1	Body	F	LTE Band17	23780	709	25RB-Middle	Front	0mm	\	\	20.16	21.00	0.821	**0.996**	0.324	**0.393**	0.02
1	Body	F	LTE Band17	23800	711	25RB-Middle	Rear	0mm	\	\	20.17	21.00	0.326	**0.395**	0.159	**0.192**	0.08
1	Body	F	LTE Band17	23800	711	25RB-Middle	Right	0mm	\	\	20.17	21.00	0.843	**1.021**	0.293	**0.355**	0.02
1	Body	F	LTE Band17	23790	710	25RB-Middle	Right	0mm	\	\	20.16	21.00	0.819	**0.994**	0.281	**0.341**	0.03
1	Body	F	LTE Band17	23780	709	25RB-Middle	Right	0mm	\	\	20.16	21.00	0.805	**0.977**	0.273	**0.331**	0.15
1	Body	F	LTE Band17	23800	711	25RB-Middle	Bottom	0mm	FIG A.276	\	20.17	21.00	0.918	**1.111**	0.292	**0.353**	0.16
1	Body	F	LTE Band17	23790	710	25RB-Middle	Bottom	0mm	\	\	20.16	21.00	0.892	**1.082**	0.280	**0.340**	-0.01
1	Body	F	LTE Band17	23780	709	25RB-Middle	Bottom	0mm	\	\	20.16	21.00	0.877	**1.064**	0.272	**0.330**	-0.19
1	Body	F	LTE Band17	23780	709	50RB	Front	0mm	\	\	20.13	21.00	0.811	**0.991**	0.281	**0.343**	0.03
1	Body	F	LTE Band17	23780	709	50RB	Right	0mm	\	\	20.13	21.00	0.809	**0.988**	0.273	**0.334**	-0.06
1	Body	F	LTE Band17	23780	709	50RB	Bottom	0mm	\	\	20.13	21.00	0.901	**1.101**	0.287	**0.351**	0.13

©Copyright. All rights reserved by CTTL.

ANT	RF Exposure Conditions	Phantom position L/RF	Frequency Band	Channel Number	Frequency (MHz)	Mode/RB	Test setup	Distance	Figure No./Note	Note	EUT Measured Power (dBm)	Tune up (dBm)	Measured SAR 1g (W/kg)	Calculated SAR 1g (W/kg)	Measured SAR 10g (W/kg)	Calculated SAR 10g (W/kg)	Power Drift
2	Head	L	LTE Band25	26140	1860	1RB-High	Cheek Left	0mm	\	\	20.63	21.30	0.217	**0.253**	0.126	**0.147**	0.17
2	Head	L	LTE Band25	26140	1860	1RB-High	Tilt Left	0mm	\	\	20.63	21.30	0.260	**0.303**	0.152	**0.177**	0.07
2	Head	R	LTE Band25	26140	1860	1RB-High	Cheek Right	0mm	\	\	20.63	21.30	0.367	**0.428**	0.200	**0.233**	-0.19
2	Head	R	LTE Band25	26140	1860	1RB-High	Tilt Right	0mm	\	\	20.63	21.30	0.622	**0.726**	0.320	**0.373**	0.14
2	Head	L	LTE Band25	26140	1860	50RB-Middle	Cheek Left	0mm	\	\	20.69	21.30	0.220	**0.253**	0.129	**0.148**	-0.17
2	Head	L	LTE Band25	26140	1860	50RB-Middle	Tilt Left	0mm	\	\	20.69	21.30	0.279	**0.321**	0.163	**0.188**	-0.19
2	Head	R	LTE Band25	26140	1860	50RB-Middle	Cheek Right	0mm	\	\	20.69	21.30	0.374	**0.430**	0.206	**0.237**	0.16
2	Head	R	LTE Band25	26140	1860	50RB-Middle	Tilt Right	0mm	FIG A.277	\	20.69	21.30	0.660	**0.760**	0.338	**0.389**	0.09
2	Body	F	LTE Band25	26590	1905	1RB-Low	Front	0mm	\	\	14.46	14.80	0.651	**0.704**	0.281	**0.304**	-0.02
2	Body	F	LTE Band25	26590	1905	1RB-Low	Rear	0mm	\	\	14.46	14.80	0.178	**0.192**	0.086	**0.093**	0.17
2	Body	F	LTE Band25	26590	1905	1RB-Low	Top	0mm	FIG A.278	\	14.46	14.80	0.739	**0.799**	0.268	**0.290**	0.13
2	Body	F	LTE Band25	26140	1860	50RB-Low	Front	0mm	\	\	14.41	14.80	0.714	**0.781**	0.286	**0.313**	-0.03
2	Body	F	LTE Band25	26140	1860	50RB-Low	Rear	0mm	\	\	14.41	14.80	0.189	**0.207**	0.091	**0.100**	0.17
2	Body	F	LTE Band25	26140	1860	50RB-Low	Top	0mm	\	\	14.41	14.80	0.724	**0.792**	0.259	**0.283**	0.11
3	Head	L	LTE Band25	26590	1905	1RB-High	Cheek Left	0mm	FIG A.279	\	24.37	24.80	0.284	**0.314**	0.168	**0.185**	0.08
3	Head	L	LTE Band25	26590	1905	1RB-High	Tilt Left	0mm	\	\	24.37	24.80	0.148	**0.163**	0.099	**0.109**	0.00
3	Head	R	LTE Band25	26590	1905	1RB-High	Cheek Right	0mm	\	\	24.37	24.80	0.163	**0.180**	0.113	**0.125**	-0.11
3	Head	R	LTE Band25	26590	1905	1RB-High	Tilt Right	0mm	\	\	24.37	24.80	0.206	**0.227**	0.134	**0.148**	-0.14
3	Head	L	LTE Band25	26365	1882.5	50RB-High	Cheek Left	0mm	\	\	23.41	23.80	0.229	**0.251**	0.138	**0.151**	-0.11
3	Head	L	LTE Band25	26365	1882.5	50RB-High	Tilt Left	0mm	\	\	23.41	23.80	0.121	**0.132**	0.079	**0.086**	-0.16
3	Head	R	LTE Band25	26365	1882.5	50RB-High	Cheek Right	0mm	\	\	23.41	23.80	0.134	**0.147**	0.095	**0.104**	0.11
3	Head	R	LTE Band25	26365	1882.5	50RB-High	Tilt Right	0mm	\	\	23.41	23.80	0.157	**0.172**	0.105	**0.115**	-0.10
3	Body	F	LTE Band25	26590	1905	1RB-Low	Front	0mm	\	\	15.02	15.80	0.834	**0.998**	0.323	**0.387**	-0.08
3	Body	F	LTE Band25	26365	1882.5	1RB-Low	Front	0mm	\	\	15.01	15.80	0.816	**0.979**	0.316	**0.379**	0.02
3	Body	F	LTE Band25	26140	1860	1RB-Low	Front	0mm	\	\	15.00	15.80	0.809	**0.973**	0.311	**0.374**	-0.09
3	Body	F	LTE Band25	26590	1905	1RB-Low	Rear	0mm	\	\	15.02	15.80	0.237	**0.284**	0.109	**0.130**	0.03
3	Body	F	LTE Band25	26590	1905	1RB-Low	Right	0mm	\	\	15.02	15.80	0.570	**0.682**	0.248	**0.297**	0.17
3	Body	F	LTE Band25	26590	1905	50RB-High	Front	0mm	\	\	14.99	15.80	0.879	**1.059**	0.333	**0.401**	0.06
3	Body	F	LTE Band25	26365	1882.5	50RB-High	Front	0mm	FIG A.280	\	15.02	15.80	0.887	**1.062**	0.340	**0.407**	-0.11
3	Body	F	LTE Band25	26140	1860	50RB-High	Front	0mm	\	\	15.01	15.80	0.872	**1.046**	0.329	**0.395**	0.01
3	Body	F	LTE Band25	26365	1882.5	50RB-High	Rear	0mm	\	\	15.02	15.80	0.196	**0.235**	0.097	**0.116**	-0.04
3	Body	F	LTE Band25	26365	1882.5	50RB-High	Right	0mm	\	\	15.02	15.80	0.656	**0.785**	0.256	**0.306**	0.16
3	Body	F	LTE Band25	26140	1860	100RB	Front	0mm	\	\	14.82	15.80	0.826	**1.035**	0.321	**0.402**	0.07
4	Head	L	LTE Band25	26365	1882.5	1RB-Low	Cheek Left	0mm	\	\	23.88	24.80	0.041	**0.051**	0.027	**0.033**	-0.10
4	Head	L	LTE Band25	26365	1882.5	1RB-Low	Tilt Left	0mm	\	\	23.88	24.80	0.032	**0.040**	0.020	**0.025**	0.05
4	Head	R	LTE Band25	26365	1882.5	1RB-Low	Cheek Right	0mm	FIG A.281	\	23.88	24.80	0.057	**0.070**	0.033	**0.041**	0.06
4	Head	R	LTE Band25	26365	1882.5	1RB-Low	Tilt Right	0mm	\	\	23.88	24.80	0.034	**0.042**	0.022	**0.027**	-0.01
4	Head	L	LTE Band25	26365	1882.5	50RB-High	Cheek Left	0mm	\	\	22.96	23.80	0.032	**0.039**	0.020	**0.024**	0.05
4	Head	L	LTE Band25	26365	1882.5	50RB-High	Tilt Left	0mm	\	\	22.96	23.80	0.024	**0.029**	0.017	**0.021**	0.02
4	Head	R	LTE Band25	26365	1882.5	50RB-High	Cheek Right	0mm	\	\	22.96	23.80	0.043	**0.052**	0.024	**0.029**	0.06
4	Head	R	LTE Band25	26365	1882.5	50RB-High	Tilt Right	0mm	\	\	22.96	23.80	0.033	**0.040**	0.021	**0.025**	0.14
4	Body	F	LTE Band25	26365	1882.5	1RB-Low	Front	8mm	\	\	22.85	23.80	0.428	**0.533**	0.222	**0.276**	0.08
4	Body	F	LTE Band25	26365	1882.5	1RB-Low	Rear	11mm	\	\	22.85	23.80	0.355	**0.442**	0.197	**0.245**	0.08
4	Body	F	LTE Band25	26590	1905	1RB-Low	Bottom	11mm	\		22.81	23.80	0.690	**0.867**	0.358	**0.450**	-0.16
4	Body	F	LTE Band25	26365	1882.5	1RB-Low	Bottom	11mm	FIG A.282	\	22.85	23.80	0.858	**1.068**	0.438	**0.545**	0.02
4	Body	F	LTE Band25	26140	1860	1RB-Low	Bottom	11mm	\		22.71	23.80	0.741	**0.952**	0.380	**0.488**	-0.14
4	Body	F	LTE Band25	26365	1882.5	50RB-High	Front	8mm	\	\	22.69	23.80	0.340	**0.439**	0.176	**0.227**	-0.17
4	Body	F	LTE Band25	26365	1882.5	50RB-High	Rear	11mm	\	\	22.69	23.80	0.265	**0.342**	0.147	**0.190**	-0.07
4	Body	F	LTE Band25	26590	1905	50RB-High	Bottom	11mm	\	\	22.67	23.80	0.609	**0.790**	0.316	**0.410**	0.02
4	Body	F	LTE Band25	26365	1882.5	50RB-High	Bottom	11mm	\	\	22.69	23.80	0.658	**0.850**	0.336	**0.434**	0.04
4	Body	F	LTE Band25	26140	1860	50RB-High	Bottom	11mm	\	\	22.65	23.80	0.625	**0.814**	0.327	**0.426**	-0.06
4	Body	F	LTE Band25	26590	1905	100RB	Bottom	11mm	\		22.67	23.80	0.639	**0.829**	0.334	**0.433**	0.15
4	Body	F	LTE Band25	26590	1905	1RB-Low	Front	0mm	\	\	13.63	14.30	0.299	**0.349**	0.127	**0.148**	0.01
4	Body	F	LTE Band25	26590	1905	1RB-Low	Rear	0mm	\	\	13.63	14.30	0.371	**0.433**	0.156	**0.182**	0.09
4	Body	F	LTE Band25	26590	1905	1RB-Low	Bottom	0mm	\	\	13.63	14.30	0.520	**0.607**	0.205	**0.239**	-0.11
4	Body	F	LTE Band25	26590	1905	50RB-High	Front	0mm	\	\	13.76	14.30	0.301	**0.341**	0.128	**0.145**	-0.04
4	Body	F	LTE Band25	26590	1905	50RB-High	Rear	0mm	\	\	13.76	14.30	0.378	**0.428**	0.158	**0.179**	0.18
4	Body	F	LTE Band25	26590	1905	50RB-High	Bottom	0mm	\	\	13.76	14.30	0.569	**0.644**	0.221	**0.250**	-0.17
5	Head	L	LTE Band25	26365	1882.5	1RB-High	Cheek Left	0mm	FIG A.283	\	23.57	24.10	0.586	**0.662**	0.318	**0.359**	0.05
5	Head	L	LTE Band25	26365	1882.5	1RB-High	Tilt Left	0mm	\	\	23.57	24.10	0.267	**0.302**	0.154	**0.174**	0.05
5	Head	R	LTE Band25	26365	1882.5	1RB-High	Cheek Right	0mm	\	\	23.57	24.10	0.188	**0.212**	0.118	**0.133**	0.06
5	Head	R	LTE Band25	26365	1882.5	1RB-High	Tilt Right	0mm	\	\	23.57	24.10	0.161	**0.182**	0.098	**0.111**	-0.04
5	Head	L	LTE Band25	26590	1905	50RB-High	Cheek Left	0mm	\	\	22.31	23.10	0.495	**0.594**	0.270	**0.324**	0.07
5	Head	L	LTE Band25	26590	1905	50RB-High	Tilt Left	0mm	\	\	22.31	23.10	0.219	**0.263**	0.125	**0.150**	-0.01
5	Head	R	LTE Band25	26590	1905	50RB-High	Cheek Right	0mm	\	\	22.31	23.10	0.166	**0.199**	0.105	**0.126**	-0.16
5	Head	R	LTE Band25	26590	1905	50RB-High	Tilt Right	0mm	\	\	22.31	23.10	0.125	**0.150**	0.077	**0.092**	-0.18
5	Body	F	LTE Band25	26590	1905	1RB-Mid	Front	0mm	\	\	13.60	14.60	0.813	**1.024**	0.319	**0.402**	-0.14
5	Body	F	LTE Band25	26365	1882.5	1RB-High	Front	0mm	\	\	13.77	14.60	0.854	**1.034**	0.327	**0.396**	-0.04
5	Body	F	LTE Band25	26140	1860	1RB-Mid	Front	0mm	\	\	13.76	14.60	0.808	**0.980**	0.317	**0.385**	0.06
5	Body	F	LTE Band25	26365	1882.5	1RB-High	Rear	0mm	\	\	13.77	14.60	0.193	**0.234**	0.085	**0.103**	-0.18
5	Body	F	LTE Band25	26365	1882.5	1RB-High	Right	0mm	\	\	13.77	14.60	0.638	**0.772**	0.224	**0.271**	0.02
5	Body	F	LTE Band25	26365	1882.5	1RB-High	Top	0mm	\	\	13.77	14.60	0.111	**0.134**	0.045	**0.054**	-0.08
5	Body	F	LTE Band25	26590	1905	50RB-High	Front	0mm	FIG A.284	\	13.76	14.60	0.920	**1.116**	0.352	**0.427**	0.06
5	Body	F	LTE Band25	26365	1882.5	50RB-High	Front	0mm	\	\	13.84	14.60	0.878	**1.046**	0.339	**0.404**	0.12
5	Body	F	LTE Band25	26140	1860	50RB-High	Front	0mm	\	\	13.85	14.60	0.796	**0.946**	0.306	**0.364**	-0.04
5	Body	F	LTE Band25	26140	1860	50RB-High	Rear	0mm	\	\	13.85	14.60	0.221	**0.263**	0.096	**0.114**	0.12
5	Body	F	LTE Band25	26140	1860	50RB-High	Right	0mm	\	\	13.85	14.60	0.672	**0.799**	0.234	**0.278**	0.17
5	Body	F	LTE Band25	26140	1860	50RB-High	Top	0mm	\	\	13.85	14.60	0.127	**0.151**	0.051	**0.061**	-0.02
5	Body	F	LTE Band25	26140	1860	100RB	Front	0mm	\	\	13.86	14.60	0.807	**0.957**	0.320	**0.379**	0.06

©Copyright. All rights reserved by CTTL.

ANT	RF Exposure Conditions	Phantom position L/R/F	Frequency Band	Channel Number	Frequency (MHz)	Mode/RB	Test setup	Distance	Figure No./Note	Note	EUT Measured Power (dBm)	Tune up (dBm)	Measured SAR 1g (W/kg)	Calculated SAR 1g (W/kg)	Measured SAR 10g (W/kg)	Calculated SAR 10g (W/kg)	Power Drift
0	Head	L	LTE Band26	26965	841.5	1RB-Mid	Cheek Left	0mm	FIG A.285	\	25.06	25.70	0.187	0.217	0.110	0.127	0.06
0	Head	L	LTE Band26	26965	841.5	1RB-Mid	Tilt Left	0mm	\	\	25.06	25.70	0.129	0.149	0.084	0.097	0.03
0	Head	R	LTE Band26	26965	841.5	1RB-Mid	Cheek Right	0mm	\	\	25.06	25.70	0.083	0.096	0.047	0.054	-0.07
0	Head	R	LTE Band26	26965	841.5	1RB-Mid	Tilt Right	0mm	\	\	25.06	25.70	0.091	0.105	0.058	0.067	-0.08
0	Head	L	LTE Band26	26865	831.5	36RB-High	Cheek Left	0mm	\	\	24.09	24.70	0.162	0.186	0.091	0.105	0.04
0	Head	L	LTE Band26	26865	831.5	36RB-High	Tilt Left	0mm	\	\	24.09	24.70	0.108	0.124	0.071	0.082	-0.10
0	Head	R	LTE Band26	26865	831.5	36RB-High	Cheek Right	0mm	\	\	24.09	24.70	0.075	0.086	0.041	0.047	-0.12
0	Head	R	LTE Band26	26865	831.5	36RB-High	Tilt Right	0mm	\	\	24.09	24.70	0.081	0.093	0.047	0.054	0.00
0	Body	F	LTE Band26	26775	822.5	1RB-Low	Front	0mm	\	\	16.18	17.70	0.309	0.438	0.196	0.278	0.13
0	Body	F	LTE Band26	26775	822.5	1RB-Low	Rear	0mm	\	\	16.18	17.70	0.119	0.169	0.083	0.118	-0.10
0	Body	F	LTE Band26	26965	841.5	1RB-Low	Right	0mm	\	\	16.12	17.70	0.623	0.896	0.307	0.442	-0.10
0	Body	F	LTE Band26	26865	831.5	1RB-Low	Right	0mm	\	\	16.17	17.70	0.667	0.949	0.318	0.452	-0.05
0	Body	F	LTE Band26	26775	822.5	1RB-Low	Right	0mm	FIG A.286	\	16.18	17.70	0.692	0.982	0.324	0.460	-0.05
0	Body	F	LTE Band26	26775	822.5	36RB-High	Front	0mm	\	\	16.18	17.70	0.317	0.450	0.201	0.285	-0.12
0	Body	F	LTE Band26	26775	822.5	36RB-High	Rear	0mm	\	\	16.18	17.70	0.121	0.172	0.085	0.121	0.06
0	Body	F	LTE Band26	26775	822.5	36RB-High	Right	0mm	\	\	16.14	17.70	0.552	0.791	0.295	0.422	-0.09
0	Body	F	LTE Band26	26775	822.5	36RB-High	Right	0mm	\	\	16.15	17.70	0.591	0.844	0.305	0.436	0.17
0	Body	F	LTE Band26	26775	822.5	36RB-High	Right	0mm	\	\	16.18	17.70	0.613	0.870	0.311	0.441	0.11
0	Body	F	LTE Band26	26775	822.5	75RB	Right	0mm	\	\	16.16	17.70	0.583	0.831	0.301	0.429	0.16
1	Head	L	LTE Band26	26775	822.5	1RB-Mid	Cheek Left	0mm	FIG A.287	\	24.09	25.00	0.083	0.102	0.067	0.083	0.08
1	Head	L	LTE Band26	26775	822.5	1RB-Mid	Tilt Left	0mm	\	\	24.09	25.00	0.069	0.085	0.062	0.076	0.05
1	Head	R	LTE Band26	26775	822.5	1RB-Mid	Cheek Right	0mm	\	\	24.09	25.00	0.040	0.049	0.037	0.046	0.03
1	Head	R	LTE Band26	26775	822.5	1RB-Mid	Tilt Right	0mm	\	\	24.09	25.00	0.039	0.048	0.035	0.043	0.11
1	Head	L	LTE Band26	26865	831.5	36RB-Low	Cheek Left	0mm	\	\	23.24	24.00	0.066	0.079	0.054	0.064	-0.14
1	Head	L	LTE Band26	26865	831.5	36RB-Low	Tilt Left	0mm	\	\	23.24	24.00	0.057	0.068	0.050	0.060	-0.09
1	Head	R	LTE Band26	26865	831.5	36RB-Low	Cheek Right	0mm	\	\	23.24	24.00	0.035	0.042	0.032	0.038	-0.08
1	Head	R	LTE Band26	26865	831.5	36RB-Low	Tilt Right	0mm	\	\	23.24	24.00	0.031	0.037	0.030	0.036	-0.09
1	Body	F	LTE Band26	26775	822.5	1RB-Mid	Front	9mm	\	\	24.09	25.00	0.273	0.337	0.183	0.226	0.18
1	Body	F	LTE Band26	26775	822.5	1RB-Mid	Rear	12mm	\	\	24.09	25.00	0.168	0.207	0.121	0.149	-0.11
1	Body	F	LTE Band26	26775	822.5	1RB-Mid	Right	11mm	\	\	24.09	25.00	0.183	0.226	0.119	0.147	-0.14
1	Body	F	LTE Band26	26775	822.5	1RB-Mid	Bottom	11mm	\	\	24.09	25.00	0.222	0.274	0.152	0.187	0.06
1	Body	F	LTE Band26	26865	831.5	36RB-Low	Front	9mm	\	\	23.24	24.00	0.228	0.272	0.152	0.181	0.17
1	Body	F	LTE Band26	26865	831.5	36RB-Low	Rear	12mm	\	\	23.24	24.00	0.129	0.154	0.094	0.112	-0.06
1	Body	F	LTE Band26	26865	831.5	36RB-Low	Right	11mm	\	\	23.24	24.00	0.140	0.167	0.090	0.107	0.08
1	Body	F	LTE Band26	26865	831.5	36RB-Low	Bottom	11mm	\	\	23.24	24.00	0.168	0.200	0.115	0.137	0.00
1	Body	F	LTE Band26	26865	831.5	1RB-Mid	Front	0mm	\	\	19.12	20.00	0.603	0.738	0.358	0.438	0.10
1	Body	F	LTE Band26	26865	831.5	1RB-Mid	Rear	0mm	\	\	19.12	20.00	0.347	0.425	0.206	0.252	0.09
1	Body	F	LTE Band26	26865	831.5	1RB-Mid	Right	0mm	\	\	19.12	20.00	0.566	0.693	0.244	0.299	-0.17
1	Body	F	LTE Band26	26965	841.5	1RB-Mid	Bottom	0mm	\	\	18.94	20.00	0.708	0.904	0.247	0.315	-0.16
1	Body	F	LTE Band26	26865	831.5	1RB-Mid	Bottom	0mm	FIG A.288	\	19.12	20.00	0.740	0.906	0.279	0.342	0.04
1	Body	F	LTE Band26	26775	822.5	1RB-Low	Bottom	0mm	\	\	18.97	20.00	0.711	0.901	0.258	0.327	0.15
1	Body	F	LTE Band26	26965	841.5	36RB-Low	Front	0mm	\	\	19.12	20.00	0.589	0.721	0.347	0.425	0.16
1	Body	F	LTE Band26	26965	841.5	36RB-Low	Rear	0mm	\	\	19.12	20.00	0.326	0.399	0.198	0.242	0.11
1	Body	F	LTE Band26	26965	841.5	36RB-Low	Right	0mm	\	\	19.12	20.00	0.571	0.699	0.334	0.409	0.09
1	Body	F	LTE Band26	26965	841.5	36RB-Low	Bottom	0mm	\	\	19.12	20.00	0.738	0.904	0.277	0.339	-0.18
1	Body	F	LTE Band26	26865	831.5	36RB-Hihg	Bottom	0mm	\	\	19.08	20.00	0.693	0.857	0.222	0.274	0.16
1	Body	F	LTE Band26	26775	822.5	36RB-Low	Bottom	0mm	\	\	19.11	20.00	0.685	0.841	0.219	0.269	0.14
1	Body	F	LTE Band26	26775	822.5	36RB-Low	Bottom	0mm	\	\	19.15	20.00	0.692	0.842	0.221	0.269	-0.06
4	Head	L	LTE Band30	27710	2310	1RB-Mid	Cheek Left	0mm	\	\	24.10	24.80	0.078	0.092	0.045	0.053	0.11
4	Head	L	LTE Band30	27710	2310	1RB-Mid	Tilt Left	0mm	\	\	24.10	24.80	0.072	0.085	0.042	0.049	0.15
4	Head	R	LTE Band30	27710	2310	1RB-Mid	Cheek Right	0mm	FIG A.289	\	24.10	24.80	0.085	0.100	0.047	0.055	0.01
4	Head	R	LTE Band30	27710	2310	1RB-Mid	Tilt Right	0mm	\	\	24.10	24.80	0.079	0.093	0.045	0.053	-0.17
4	Head	L	LTE Band30	27710	2310	25RB-Middle	Cheek Left	0mm	\	\	23.05	23.80	0.064	0.076	0.037	0.044	-0.02
4	Head	L	LTE Band30	27710	2310	25RB-Middle	Tilt Left	0mm	\	\	23.05	23.80	0.061	0.072	0.034	0.040	-0.13
4	Head	R	LTE Band30	27710	2310	25RB-Middle	Cheek Right	0mm	\	\	23.05	23.80	0.072	0.086	0.036	0.043	0.07
4	Head	R	LTE Band30	27710	2310	25RB-Middle	Tilt Right	0mm	\	\	23.05	23.80	0.054	0.064	0.028	0.033	0.04
4	Body	F	LTE Band30	27710	2310	1RB-Mid	Front	8mm	\	\	21.72	22.80	0.482	0.618	0.229	0.294	-0.10
4	Body	F	LTE Band30	27710	2310	1RB-Mid	Rear	11mm	\	\	21.72	22.80	0.511	0.655	0.251	0.322	0.16
4	Body	F	LTE Band30	27710	2310	1RB-Mid	Bottom	11mm	FIG A.290	\	21.72	22.80	0.780	1.000	0.373	0.478	-0.16
4	Body	F	LTE Band30	27710	2310	25RB-High	Front	8mm	\	\	21.65	22.80	0.392	0.511	0.187	0.244	0.13
4	Body	F	LTE Band30	27710	2310	25RB-High	Rear	11mm	\	\	21.65	22.80	0.412	0.537	0.203	0.265	0.05
4	Body	F	LTE Band30	27710	2310	25RB-High	Bottom	11mm	\	\	21.65	22.80	0.632	0.824	0.301	0.392	0.10
4	Body	F	LTE Band30	27710	2310	50RB	Bottom	11mm	\	\	21.66	22.80	0.618	0.804	0.294	0.382	0.12
4	Body	F	LTE Band30	27710	2310	1RB-Mid	Front	0mm	\	\	15.10	16.30	0.675	0.890	0.266	0.351	-0.07
4	Body	F	LTE Band30	27710	2310	1RB-Mid	Rear	0mm	\	\	15.10	16.30	0.677	0.892	0.286	0.377	0.02
4	Body	F	LTE Band30	27710	2310	1RB-Mid	Bottom	0mm	\	\	15.10	16.30	0.560	0.738	0.199	0.262	-0.04
4	Body	F	LTE Band30	27710	2310	25RB-High	Front	0mm	\	\	15.01	16.30	0.665	0.895	0.262	0.353	-0.11
4	Body	F	LTE Band30	27710	2310	25RB-High	Rear	0mm	\	\	15.01	16.30	0.644	0.867	0.276	0.371	-0.03
4	Body	F	LTE Band30	27710	2310	25RB-High	Bottom	0mm	\	\	15.01	16.30	0.562	0.756	0.200	0.269	0.09
4	Body	F	LTE Band30	27710	2310	50RB	Front	0mm	\	\	14.98	16.30	0.529	0.717	0.186	0.252	0.16
4	Body	F	LTE Band30	27710	2310	50RB	Rear	0mm	\	\	14.98	16.30	0.568	0.770	0.213	0.289	-0.03
5	Head	L	LTE Band30	27710	2310	1RB-Mid	Cheek Left	0mm	FIG A.291	\	23.01	23.80	0.831	0.997	0.422	0.506	0.03
5	Head	L	LTE Band30	27710	2310	1RB-Mid	Tilt Left	0mm	\	\	23.01	23.80	0.236	0.283	0.135	0.162	0.12
5	Head	R	LTE Band30	27710	2310	1RB-Mid	Cheek Right	0mm	\	\	23.01	23.80	0.203	0.243	0.112	0.134	0.05
5	Head	R	LTE Band30	27710	2310	1RB-Mid	Tilt Right	0mm	\	\	23.01	23.80	0.178	0.214	0.099	0.119	0.09
5	Head	L	LTE Band30	27710	2310	25RB-Middle	Cheek Left	0mm	\	\	22.02	22.80	0.819	0.980	0.411	0.492	-0.06
5	Head	L	LTE Band30	27710	2310	25RB-Middle	Tilt Left	0mm	\	\	22.02	22.80	0.233	0.279	0.131	0.157	0.12
5	Head	R	LTE Band30	27710	2310	25RB-Middle	Cheek Right	0mm	\	\	22.02	22.80	0.200	0.239	0.109	0.130	-0.19
5	Head	R	LTE Band30	27710	2310	25RB-Middle	Tilt Right	0mm	\	\	22.02	22.80	0.175	0.209	0.096	0.115	0.05
5	Head	L	LTE Band30	27710	2310	50RB	Cheek Left	0mm	\	\	22.03	22.80	0.792	0.946	0.403	0.481	0.16
5	Body	F	LTE Band30	27710	2310	1RB-Low	Front	0mm	\	\	12.37	12.80	0.686	0.757	0.252	0.278	-0.10
5	Body	F	LTE Band30	27710	2310	1RB-Low	Rear	0mm	\	\	12.37	12.80	0.167	0.184	0.074	0.082	-0.02
5	Body	F	LTE Band30	27710	2310	1RB-Low	Right	0mm	FIG A.292	\	12.37	12.80	0.707	0.781	0.264	0.291	-0.13
5	Body	F	LTE Band30	27710	2310	1RB-Low	Top	0mm	\	\	12.37	12.80	0.069	0.076	0.030	0.033	-0.10
5	Body	F	LTE Band30	27710	2310	25RB-High	Front	0mm	\	\	12.38	12.80	0.683	0.752	0.251	0.276	-0.07
5	Body	F	LTE Band30	27710	2310	25RB-High	Rear	0mm	\	\	12.38	12.80	0.166	0.183	0.074	0.082	0.19
5	Body	F	LTE Band30	27710	2310	25RB-High	Right	0mm	\	\	12.38	12.80	0.701	0.772	0.261	0.288	0.10
5	Body	F	LTE Band30	27710	2310	25RB-High	Top	0mm	\	\	12.38	12.80	0.074	0.082	0.031	0.034	0.16

©Copyright. All rights reserved by CTTL.

ANT	RF Exposure Conditions	Phantom position L/R/F	Frequency Band	Channel Number	Frequency (MHz)	Mode/RB	Test setup	Distance	Figure No./Note	Note	EUT Measured Power (dBm)	Tune up (dBm)	Measured SAR 1g (W/kg)	Calculated SAR 1g (W/kg)	Measured SAR 10g (W/kg)	Calculated SAR 10g (W/kg)	Power Drift
2	Head	L	LTE Band38	37850	2580	1RB-Low	Cheek Left	0mm	\	\	21.73	22.50	0.203	**0.242**	0.103	**0.123**	-0.04
2	Head	L	LTE Band38	37850	2580	1RB-Low	Tilt Left	0mm	\	\	21.73	22.50	0.271	**0.324**	0.134	**0.160**	0.17
2	Head	R	LTE Band38	37850	2580	1RB-Low	Cheek Right	0mm	\	\	21.73	22.50	0.353	**0.421**	0.169	**0.202**	0.01
2	Head	R	LTE Band38	38150	2610	1RB-Low	Tilt Right	0mm	\	\	21.59	22.50	0.663	**0.818**	0.312	**0.385**	0.02
2	Head	R	LTE Band38	38000	2595	1RB-Low	Tilt Right	0mm	\	\	21.57	22.50	0.720	**0.892**	0.339	**0.420**	0.09
2	Head	R	LTE Band38	37850	2580	1RB-Low	Tilt Right	0mm	\	\	21.73	22.50	0.714	**0.853**	0.332	**0.396**	-0.10
2	Head	L	LTE Band38	38150	2610	50RB-Mid	Cheek Left	0mm	\	\	21.65	22.50	0.204	**0.248**	0.095	**0.116**	0.07
2	Head	L	LTE Band38	38150	2610	50RB-Mid	Tilt Left	0mm	\	\	21.65	22.50	0.234	**0.285**	0.109	**0.133**	0.14
2	Head	R	LTE Band38	38150	2610	50RB-Mid	Cheek Right	0mm			21.65	22.50	0.440	**0.535**	0.202	**0.246**	-0.07
2	Head	R	LTE Band38	38150	2610	50RB-Mid	Tilt Right	0mm	\	\	21.65	22.50	0.750	**0.912**	0.350	**0.426**	-0.05
2	Head	R	LTE Band38	38000	2595	50RB-Mid	Tilt Right	0mm	FIG A.293	\	21.62	22.50	0.746	**0.914**	0.342	**0.419**	-0.15
2	Head	R	LTE Band38	37850	2580	50RB-Mid	Tilt Right	0mm	\	\	21.63	22.50	0.709	**0.866**	0.338	**0.413**	-0.17
2	Head	R	LTE Band38	38150	2610	100RB	Tilt Right	0mm	\	\	21.64	22.50	0.734	**0.895**	0.339	**0.413**	-0.14
2	Head	R	LTE Band38	38150	2610	1RB-Low	Tilt Right	0mm	\	ULCA	21.17	22.50	0.669	**0.909**	0.314	**0.427**	0.09
2	Body	F	LTE Band38	38000	2595	1RB-Low	Front	0mm	\	\	13.97	14.50	0.562	**0.635**	0.185	**0.209**	-0.12
2	Body	F	LTE Band38	38000	2595	1RB-Low	Rear	0mm	\	\	13.97	14.50	0.123	**0.139**	0.048	**0.054**	0.10
2	Body	F	LTE Band38	38150	2610	1RB-Low	Top	0mm	\	\	13.90	14.50	0.714	**0.820**	0.222	**0.255**	0.16
2	Body	F	LTE Band38	38000	2595	1RB-Low	Top	0mm	\	\	13.97	14.50	0.748	**0.845**	0.244	**0.276**	-0.06
2	Body	F	LTE Band38	37850	2580	1RB-Low	Top	0mm	\	\	13.81	14.50	0.709	**0.831**	0.213	**0.250**	0.19
2	Body	F	LTE Band38	38000	2595	50RB-Mid	Front	0mm	\	\	13.95	14.50	0.561	**0.637**	0.185	**0.210**	0.08
2	Body	F	LTE Band38	38000	2595	50RB-Mid	Rear	0mm	\	\	13.95	14.50	0.125	**0.142**	0.049	**0.056**	-0.03
2	Body	F	LTE Band38	38150	2610	50RB-Mid	Top	0mm	\	\	13.90	14.50	0.720	**0.827**	0.236	**0.271**	0.08
2	Body	F	LTE Band38	38000	2595	50RB-Mid	Top	0mm	\	\	13.95	14.50	0.759	**0.861**	0.247	**0.280**	-0.12
2	Body	F	LTE Band38	37850	2580	50RB-Mid	Top	0mm	FIG A.294	\	13.90	14.50	0.786	**0.902**	0.256	**0.294**	0.09
2	Body	F	LTE Band38	38000	2595	100RB	Top	0mm	\	\	13.92	14.50	0.718	**0.821**	0.224	**0.256**	0.05
2	Body	F	LTE Band38	38150	2610	1RB-Low	Top	0mm	\	ULCA	13.55	14.50	0.669	**0.833**	0.186	**0.231**	0.04
3	Head	L	LTE Band38	37850	2580	1RB-Low	Cheek Left	0mm	FIG A.295	\	24.25	24.80	0.228	**0.259**	0.131	**0.149**	-0.18
3	Head	L	LTE Band38	37850	2580	1RB-Low	Tilt Left	0mm	\	\	24.25	24.80	0.155	**0.176**	0.084	**0.095**	0.11
3	Head	R	LTE Band38	37850	2580	1RB-Low	Cheek Right	0mm	\	\	24.25	24.80	0.127	**0.144**	0.073	**0.083**	-0.18
3	Head	R	LTE Band38	37850	2580	1RB-Low	Tilt Right	0mm	\	\	24.25	24.80	0.079	**0.090**	0.045	**0.051**	0.11
3	Head	L	LTE Band38	37850	2580	50RB-Mid	Cheek Left	0mm	\	\	23.27	23.80	0.186	**0.210**	0.102	**0.115**	-0.10
3	Head	L	LTE Band38	37850	2580	50RB-Mid	Tilt Left	0mm	\	\	23.27	23.80	0.129	**0.146**	0.069	**0.078**	-0.07
3	Head	R	LTE Band38	37850	2580	50RB-Mid	Cheek Right	0mm	\	\	23.27	23.80	0.101	**0.114**	0.058	**0.066**	-0.02
3	Head	R	LTE Band38	37850	2580	50RB-Mid	Tilt Right	0mm	\	\	23.27	23.80	0.072	**0.081**	0.039	**0.044**	-0.09
3	Head	L	LTE Band38	38150	2610	1RB-Low	Cheek Left	0mm	\	ULCA	24.01	24.80	0.194	**0.233**	0.109	**0.131**	0.05
3	Body	F	LTE Band38	38150	2610	1RB-Mid	Front	0mm	\	\	17.16	17.30	0.697	**0.720**	0.274	**0.283**	0.16
3	Body	F	LTE Band38	38150	2610	1RB-Mid	Rear	0mm	\	\	17.16	17.30	0.279	**0.288**	0.111	**0.115**	0.05
3	Body	F	LTE Band38	38150	2610	1RB-Mid	Right	0mm	\	\	17.16	17.30	0.916	**0.946**	0.298	**0.308**	0.19
3	Body	F	LTE Band38	38000	2595	1RB-Mid	Right	0mm	\	\	17.06	17.30	0.893	**0.944**	0.292	**0.309**	0.15
3	Body	F	LTE Band38	37850	2580	1RB-Low	Right	0mm	\	\	17.12	17.30	0.882	**0.919**	0.284	**0.296**	-0.03
3	Body	F	LTE Band38	37850	2580	50RB-Mid	Front	0mm	\	\	17.19	17.30	0.703	**0.721**	0.271	**0.278**	0.11
3	Body	F	LTE Band38	37850	2580	50RB-Mid	Rear	0mm	\	\	17.19	17.30	0.294	**0.302**	0.117	**0.120**	0.18
3	Body	F	LTE Band38	38150	2610	50RB-Mid	Right	0mm	\	\	17.15	17.30	0.885	**0.916**	0.286	**0.296**	0.16
3	Body	F	LTE Band38	38000	2595	50RB-Mid	Right	0mm	\	\	17.11	17.30	0.888	**0.928**	0.288	**0.301**	-0.19
3	Body	F	LTE Band38	37850	2580	50RB-Mid	Right	0mm	FIG A.296	\	17.19	17.30	0.944	**0.968**	0.308	**0.316**	-0.06
3	Body	F	LTE Band38	38150	2610	100RB	Right	0mm	\	\	17.11	17.30	0.867	**0.906**	0.271	**0.283**	0.14
3	Body	F	LTE Band38	38150	2610	1RB-Low	Right	0mm	\	ULCA	16.89	17.30	0.863	**0.948**	0.266	**0.292**	0.03
4	Head	L	LTE Band38	37850	2580	1RB-High	Cheek Left	0mm	\	\	24.40	24.80	<0.01	**<0.01**	<0.01	**<0.01**	
4	Head	L	LTE Band38	37850	2580	1RB-High	Tilt Left	0mm	\	\	24.40	24.80	<0.01	**<0.01**	<0.01	**<0.01**	
4	Head	R	LTE Band38	37850	2580	1RB-High	Cheek Right	0mm	FIG A.297	\	24.40	24.80	0.019	**0.021**	0.010	**0.011**	0.09
4	Head	R	LTE Band38	37850	2580	1RB-High	Tilt Right	0mm	\	\	24.40	24.80	<0.01	**<0.01**	<0.01	**<0.01**	
4	Head	L	LTE Band38	37850	2580	50RB-Low	Cheek Left	0mm	\	\	23.53	23.80	<0.01	**<0.01**	<0.01	**<0.01**	
4	Head	L	LTE Band38	37850	2580	50RB-Low	Tilt Left	0mm	\	\	23.53	23.80	<0.01	**<0.01**	<0.01	**<0.01**	
4	Head	R	LTE Band38	37850	2580	50RB-Low	Cheek Right	0mm	\	\	23.53	23.80	<0.01	**<0.01**	<0.01	**<0.01**	
4	Head	R	LTE Band38	37850	2580	50RB-Low	Tilt Right	0mm	\	\	23.53	23.80	<0.01	**<0.01**	<0.01	**<0.01**	
4	Head	R	LTE Band38	38150	2610	1RB-Low	Cheek Right	0mm	\	ULCA	24.22	24.80	<0.01	**<0.01**	<0.01	**<0.01**	
4	Body	F	LTE Band38	37850	2580	1RB-High	Front	8mm	\	\	24.40	24.80	0.366	**0.401**	0.173	**0.190**	-0.03
4	Body	F	LTE Band38	37850	2580	1RB-High	Rear	11mm	\	\	24.40	24.80	0.499	**0.547**	0.233	**0.255**	0.14
4	Body	F	LTE Band38	37850	2580	1RB-High	Bottom	11mm	FIG A.298	\	24.40	24.80	0.639	**0.701**	0.300	**0.329**	-0.11
4	Body	F	LTE Band38	37850	2580	50RB-Low	Front	8mm	\	\	23.53	23.80	0.317	**0.337**	0.150	**0.160**	0.04
4	Body	F	LTE Band38	37850	2580	50RB-Low	Rear	11mm	\	\	23.53	23.80	0.392	**0.417**	0.186	**0.198**	0.03
4	Body	F	LTE Band38	37850	2580	50RB-Low	Bottom	11mm	\	\	23.53	23.80	0.535	**0.569**	0.249	**0.265**	0.02
4	Body	F	LTE Band38	38150	2610	1RB-Low	Front	0mm	\	\	15.25	15.80	0.458	**0.520**	0.179	**0.203**	-0.02
4	Body	F	LTE Band38	38150	2610	1RB-Low	Rear	0mm	\	\	15.25	15.80	0.392	**0.445**	0.138	**0.157**	0.10
4	Body	F	LTE Band38	38150	2610	1RB-Low	Bottom	0mm	\	\	15.25	15.80	0.446	**0.506**	0.154	**0.175**	-0.17
4	Body	F	LTE Band38	38150	2610	50RB-High	Front	0mm	\	\	15.28	15.80	0.412	**0.464**	0.168	**0.189**	0.14
4	Body	F	LTE Band38	38150	2610	50RB-High	Rear	0mm	\	\	15.28	15.80	0.408	**0.460**	0.168	**0.189**	-0.11
4	Body	F	LTE Band38	38150	2610	50RB-High	Bottom	0mm	\	\	15.28	15.80	0.457	**0.515**	0.160	**0.180**	0.09
4	Body	F	LTE Band38	38150	2610	1RB-Low	Bottom	11mm	\	ULCA	15.18	15.80	0.507	**0.585**	0.238	**0.275**	0.08
5	Head	L	LTE Band38	37850	2580	1RB-Low	Cheek Left	0mm	FIG A.299	\	23.43	23.80	0.699	**0.761**	0.318	**0.346**	0.12
5	Head	L	LTE Band38	37850	2580	1RB-Low	Tilt Left	0mm	\	\	23.43	23.80	0.198	**0.216**	0.099	**0.108**	-0.10
5	Head	R	LTE Band38	37850	2580	1RB-Low	Cheek Right	0mm	\	\	23.43	23.80	0.116	**0.126**	0.062	**0.068**	-0.01
5	Head	R	LTE Band38	37850	2580	1RB-Low	Tilt Right	0mm	\	\	23.43	23.80	0.082	**0.089**	0.044	**0.048**	-0.18
5	Head	L	LTE Band38	37850	2580	50RB-Low	Cheek Left	0mm	\	\	22.47	22.80	0.571	**0.616**	0.249	**0.269**	0.05
5	Head	L	LTE Band38	37850	2580	50RB-Low	Tilt Left	0mm	\	\	22.47	22.80	0.161	**0.174**	0.078	**0.084**	-0.13
5	Head	R	LTE Band38	37850	2580	50RB-Low	Cheek Right	0mm	\	\	22.47	22.80	0.094	**0.101**	0.048	**0.052**	-0.17
5	Head	R	LTE Band38	37850	2580	50RB-Low	Tilt Right	0mm	\	\	22.47	22.80	0.067	**0.072**	0.035	**0.038**	-0.01
5	Head	L	LTE Band38	38150	2610	1RB-Low	Cheek Left	0mm	\	ULCA	23.12	23.80	0.611	**0.715**	0.261	**0.305**	-0.06
5	Body	F	LTE Band38	38000	2595	1RB-Low	Front	0mm	\	\	14.86	15.30	0.490	**0.542**	0.211	**0.233**	0.19
5	Body	F	LTE Band38	38000	2595	1RB-Low	Rear	0mm	\	\	14.86	15.30	0.112	**0.124**	0.053	**0.059**	-0.05
5	Body	F	LTE Band38	38000	2595	1RB-Low	Right	0mm	\	\	14.86	15.30	0.497	**0.550**	0.194	**0.215**	0.08
5	Body	F	LTE Band38	38000	2595	1RB-Low	Top	0mm	\	\	14.86	15.30	0.048	**0.053**	0.019	**0.021**	-0.10
5	Body	F	LTE Band38	37850	2580	50RB-Low	Front	0mm	FIG A.300	\	14.77	15.30	0.600	**0.678**	0.219	**0.247**	-0.14
5	Body	F	LTE Band38	37850	2580	50RB-Low	Rear	0mm	\	\	14.77	15.30	0.110	**0.124**	0.052	**0.059**	0.18
5	Body	F	LTE Band38	37850	2580	50RB-Low	Right	0mm	\	\	14.77	15.30	0.491	**0.555**	0.183	**0.207**	0.12
5	Body	F	LTE Band38	37850	2580	50RB-Low	Top	0mm	\	\	14.77	15.30	0.046	**0.052**	0.019	**0.021**	0.16
5	Body	F	LTE Band38	38150	2610	1RB-Low	Front	0mm	\	ULCA	14.51	15.30	0.452	**0.542**	0.193	**0.232**	0.14

©Copyright. All rights reserved by CTTL.

ANT	RF Exposure Conditions	Phantom position L/R/F	Frequency Band	Channel Number	Frequency (MHz)	Mode/RB	Test setup	Distance	Figure No./Note	Note	EUT Measured Power (dBm)	Tune up (dBm)	Measured SAR 1g (W/kg)	Calculated SAR 1g (W/kg)	Measured SAR 10g (W/kg)	Calculated SAR 10g (W/kg)	Power Drift
2	Head	L	LTE Band41 PC3	41490	2680	1RB-Low	Cheek Left	0mm	\	\	19.76	20.50	0.306	**0.363**	0.149	**0.177**	-0.01
2	Head	L	LTE Band41 PC3	41490	2680	1RB-Low	Tilt Left	0mm	\	\	19.76	20.50	0.408	**0.484**	0.193	**0.229**	0.02
2	Head	R	LTE Band41 PC3	41490	2680	1RB-Low	Cheek Right	0mm	\	\	19.76	20.50	0.536	**0.636**	0.249	**0.295**	-0.13
2	Head	R	LTE Band41 PC3	41490	2680	1RB-Low	Tilt Right	0mm	\	\	19.76	20.50	0.621	**0.736**	0.275	**0.326**	-0.11
2	Head	L	LTE Band41 PC3	41490	2680	50RB-Mid	Cheek Left	0mm	\	\	19.77	20.50	0.154	**0.182**	0.076	**0.090**	-0.13
2	Head	L	LTE Band41 PC3	41490	2680	50RB-Mid	Tilt Left	0mm	\	\	19.77	20.50	0.217	**0.257**	0.103	**0.122**	-0.12
2	Head	R	LTE Band41 PC3	41490	2680	50RB-Mid	Cheek Right	0mm	\	\	19.77	20.50	0.521	**0.616**	0.245	**0.290**	0.03
2	Head	R	LTE Band41 PC3	41490	2680	50RB-Mid	Tilt Right	0mm	FIG A.301	\	19.77	20.50	0.624	**0.738**	0.278	**0.329**	-0.11
2	Head	R	LTE Band41 PC3	41490	2680	1RB-Low	Tilt Right	0mm	\	ULCA	19.58	20.50	0.573	**0.708**	0.261	**0.323**	0.05
2	Body	F	LTE Band41 PC3	41490	2680	1RB-Mid	Front	0mm	\	\	13.17	14.00	0.621	**0.752**	0.198	**0.240**	0.06
2	Body	F	LTE Band41 PC3	41490	2680	1RB-Mid	Rear	0mm	\	\	13.17	14.00	0.146	**0.177**	0.052	**0.063**	-0.09
2	Body	F	LTE Band41 PC3	41490	2680	1RB-Mid	Top	0mm	FIG A.302	\	13.17	14.00	0.659	**0.798**	0.216	**0.261**	0.05
2	Body	F	LTE Band41 PC3	41490	2680	50RB-Mid	Front	0mm	\	\	13.16	14.00	0.650	**0.789**	0.206	**0.250**	0.15
2	Body	F	LTE Band41 PC3	41490	2680	50RB-Mid	Rear	0mm	\	\	13.16	14.00	0.149	**0.181**	0.053	**0.064**	-0.05
2	Body	F	LTE Band41 PC3	41490	2680	50RB-Mid	Top	0mm	\	\	13.16	14.00	0.627	**0.761**	0.208	**0.252**	-0.07
2	Body	F	LTE Band41 PC3	41490	2680	1RB-Low	Top	0mm	\	ULCA	13.08	14.00	0.591	**0.730**	0.187	**0.231**	0.02
3	Head	L	LTE Band41 PC3	41490	2680	1RB-Low	Cheek Left	0mm	FIG A.303	\	24.72	24.80	0.225	**0.229**	0.127	**0.129**	0.12
3	Head	L	LTE Band41 PC3	41490	2680	1RB-Low	Tilt Left	0mm	\	\	24.72	24.80	0.153	**0.156**	0.082	**0.084**	0.12
3	Head	R	LTE Band41 PC3	41490	2680	1RB-Low	Cheek Right	0mm	\	\	24.72	24.80	0.125	**0.127**	0.070	**0.071**	0.07
3	Head	R	LTE Band41 PC3	41490	2680	1RB-Low	Tilt Right	0mm	\	\	24.72	24.80	0.078	**0.079**	0.044	**0.045**	0.12
3	Head	L	LTE Band41 PC3	41490	2680	50RB-Low	Cheek Left	0mm	\	\	23.68	23.80	0.184	**0.189**	0.099	**0.102**	0.14
3	Head	L	LTE Band41 PC3	41490	2680	50RB-Low	Tilt Left	0mm	\	\	23.68	23.80	0.128	**0.132**	0.067	**0.069**	-0.18
3	Head	R	LTE Band41 PC3	41490	2680	50RB-Low	Cheek Right	0mm	\	\	23.68	23.80	0.100	**0.103**	0.057	**0.059**	-0.14
3	Head	R	LTE Band41 PC3	41490	2680	50RB-Low	Tilt Right	0mm	\	\	23.68	23.80	0.071	**0.073**	0.038	**0.039**	-0.08
3	Head	L	LTE Band41 PC3	41490	2680	1RB-Low	Cheek Left	0mm	\	ULCA	24.59	24.80	0.209	**0.219**	0.118	**0.124**	0.05
3	Body	F	LTE Band41 PC3	39750	2506	1RB-Mid	Front	0mm	\	\	17.75	17.80	0.696	**0.704**	0.251	**0.254**	-0.14
3	Body	F	LTE Band41 PC3	39750	2506	1RB-Mid	Rear	0mm	\	\	17.75	17.80	0.317	**0.321**	0.120	**0.121**	0.03
3	Body	F	LTE Band41 PC3	41490	2680	1RB-Mid	Right	0mm	\	\	17.69	17.80	0.947	**0.971**	0.311	**0.319**	0.03
3	Body	F	LTE Band41 PC3	41055	2636.5	1RB-Low	Right	0mm	FIG A.304	\	17.62	17.80	1.070	**1.115**	0.346	**0.361**	-0.10
3	Body	F	LTE Band41 PC3	40620	2593	1RB-Low	Right	0mm	\	\	17.58	17.80	1.050	**1.105**	0.337	**0.355**	0.19
3	Body	F	LTE Band41 PC3	40185	2549.5	1RB-Low	Right	0mm	\	\	17.61	17.80	1.060	**1.107**	0.340	**0.355**	0.13
3	Body	F	LTE Band41 PC3	39750	2506	1RB-Mid	Right	0mm	\	\	17.75	17.80	1.050	**1.062**	0.338	**0.342**	0.05
3	Body	F	LTE Band41 PC3	39750	2506	50RB-High	Front	0mm	\	\	17.71	17.80	0.666	**0.680**	0.245	**0.250**	-0.18
3	Body	F	LTE Band41 PC3	39750	2506	50RB-High	Rear	0mm	\	\	17.71	17.80	0.319	**0.326**	0.120	**0.123**	-0.12
3	Body	F	LTE Band41 PC3	41490	2680	50RB-High	Right	0mm	\	\	17.63	17.80	0.914	**0.950**	0.299	**0.311**	0.09
3	Body	F	LTE Band41 PC3	41055	2636.5	50RB-Mid	Right	0mm	\	\	17.68	17.80	0.907	**0.932**	0.291	**0.299**	0.15
3	Body	F	LTE Band41 PC3	40620	2593	50RB-High	Right	0mm	\	\	17.64	17.80	0.895	**0.929**	0.283	**0.294**	0.06
3	Body	F	LTE Band41 PC3	40185	2549.5	50RB-Mid	Right	0mm	\	\	17.69	17.80	0.879	**0.902**	0.271	**0.278**	0.01
3	Body	F	LTE Band41 PC3	39750	2506	50RB-High	Right	0mm	\	\	17.71	17.80	0.888	**0.907**	0.279	**0.285**	-0.16
3	Body	F	LTE Band41 PC3	39750	2506	100RB	Right	0mm	\	\	17.73	17.80	0.796	**0.809**	0.259	**0.263**	-0.16
3	Body	F	LTE Band41 PC3	41490	2680	1RB-Low	Right	0mm	\	ULCA	17.46	17.80	0.912	**0.986**	0.303	**0.328**	0.14
4	Head	L	LTE Band41 PC3	41490	2680	1RB-Low	Cheek Left	0mm	FIG A.305	\	24.66	24.80	0.052	**0.054**	0.030	**0.031**	0.17
4	Head	L	LTE Band41 PC3	41490	2680	1RB-Low	Tilt Left	0mm	\	\	24.66	24.80	<0.01	**<0.01**	<0.01	**<0.01**	
4	Head	R	LTE Band41 PC3	41490	2680	1RB-Low	Cheek Right	0mm	\	\	24.66	24.80	<0.01	**<0.01**	<0.01	**<0.01**	
4	Head	R	LTE Band41 PC3	41490	2680	1RB-Low	Tilt Right	0mm	\	\	24.66	24.80	<0.01	**<0.01**	<0.01	**<0.01**	
4	Head	L	LTE Band41 PC3	41490	2680	50RB-Mid	Cheek Left	0mm	\	\	23.64	23.80	<0.01	**<0.01**	<0.01	**<0.01**	
4	Head	L	LTE Band41 PC3	41490	2680	50RB-Mid	Tilt Left	0mm	\	\	23.64	23.80	<0.01	**<0.01**	<0.01	**<0.01**	
4	Head	R	LTE Band41 PC3	41490	2680	50RB-Mid	Cheek Right	0mm	\	\	23.64	23.80	<0.01	**<0.01**	<0.01	**<0.01**	
4	Head	R	LTE Band41 PC3	41490	2680	50RB-Mid	Tilt Right	0mm	\	\	23.64	23.80	<0.01	**<0.01**	<0.01	**<0.01**	
4	Head	L	LTE Band41 PC3	41490	2680	1RB-Low	Cheek Left	0mm	\	ULCA	24.56	24.80	0.048	**0.051**	0.027	**0.029**	0.06
4	Body	F	LTE Band41 PC3	41490	2680	1RB-Low	Front	8mm	\	\	24.66	24.80	0.368	**0.380**	0.167	**0.172**	-0.17
4	Body	F	LTE Band41 PC3	41490	2680	1RB-Low	Rear	11mm	\	\	24.66	24.80	0.315	**0.325**	0.154	**0.159**	-0.06
4	Body	F	LTE Band41 PC3	41490	2680	1RB-Low	Bottom	11mm	FIG A.306	\	24.66	24.80	0.647	**0.668**	0.303	**0.313**	0.11
4	Body	F	LTE Band41 PC3	41490	2680	50RB-Middle	Front	8mm	\	\	23.64	23.80	0.280	**0.291**	0.127	**0.132**	0.04
4	Body	F	LTE Band41 PC3	41490	2680	50RB-Middle	Rear	11mm	\	\	23.64	23.80	0.234	**0.243**	0.117	**0.121**	0.05
4	Body	F	LTE Band41 PC3	41490	2680	50RB-Middle	Bottom	11mm	\	\	23.64	23.80	0.498	**0.517**	0.232	**0.241**	0.03
4	Body	F	LTE Band41 PC3	41490	2680	1RB-Low	Front	0mm	\	\	15.15	15.80	0.479	**0.556**	0.176	**0.204**	0.12
4	Body	F	LTE Band41 PC3	41490	2680	1RB-Low	Rear	0mm	\	\	15.15	15.80	0.434	**0.504**	0.170	**0.197**	0.08
4	Body	F	LTE Band41 PC3	41490	2680	1RB-Low	Bottom	0mm	\	\	15.15	15.80	0.484	**0.562**	0.166	**0.193**	0.10
4	Body	F	LTE Band41 PC3	40620	2593	50RB-Middle	Front	0mm	\	\	15.23	15.80	0.473	**0.539**	0.176	**0.201**	-0.12
4	Body	F	LTE Band41 PC3	40620	2593	50RB-Middle	Rear	0mm	\	\	15.23	15.80	0.433	**0.494**	0.170	**0.194**	0.06
4	Body	F	LTE Band41 PC3	40620	2593	50RB-Middle	Bottom	0mm	\	\	15.23	15.80	0.487	**0.555**	0.167	**0.190**	-0.06
4	Body	F	LTE Band41 PC3	41490	2680	1RB-Low	Bottom	11mm	\	ULCA	24.56	24.80	0.609	**0.644**	0.289	**0.305**	0.15
5	Head	L	LTE Band41 PC3	41490	2680	1RB-Low	Cheek Left	0mm	FIG A.307	\	23.79	23.80	0.492	**0.493**	0.224	**0.225**	0.06
5	Head	L	LTE Band41 PC3	41490	2680	1RB-Low	Tilt Left	0mm	\	\	23.79	23.80	0.139	**0.139**	0.070	**0.070**	-0.02
5	Head	R	LTE Band41 PC3	41490	2680	1RB-Low	Cheek Right	0mm	\	\	23.79	23.80	0.082	**0.082**	0.044	**0.044**	0.02
5	Head	R	LTE Band41 PC3	41490	2680	1RB-Low	Tilt Right	0mm	\	\	23.79	23.80	0.057	**0.057**	0.031	**0.031**	-0.13
5	Head	L	LTE Band41 PC3	41490	2680	50RB-High	Cheek Left	0mm	\	\	22.79	22.80	0.402	**0.403**	0.175	**0.175**	0.03
5	Head	L	LTE Band41 PC3	41490	2680	50RB-High	Tilt Left	0mm	\	\	22.79	22.80	0.113	**0.113**	0.055	**0.055**	0.11
5	Head	R	LTE Band41 PC3	41490	2680	50RB-High	Cheek Right	0mm	\	\	22.79	22.80	0.066	**0.066**	0.034	**0.034**	-0.02
5	Head	R	LTE Band41 PC3	41490	2680	50RB-High	Tilt Right	0mm	\	\	22.79	22.80	0.047	**0.047**	0.024	**0.024**	-0.02
5	Head	L	LTE Band41 PC3	41490	2680	1RB-Low	Cheek Left	0mm	\	ULCA	23.56	23.80	0.457	**0.483**	0.213	**0.225**	0.07
5	Body	F	LTE Band41 PC3	39750	2506	1RB-High	Front	0mm	\	\	14.67	15.30	0.498	**0.576**	0.194	**0.224**	-0.06
5	Body	F	LTE Band41 PC3	39750	2506	1RB-High	Rear	0mm	\	\	14.67	15.30	0.103	**0.119**	0.041	**0.047**	-0.05
5	Body	F	LTE Band41 PC3	41490	2680	1RB-High	Right	0mm	\	\	14.47	15.30	0.450	**0.545**	0.178	**0.215**	0.03
5	Body	F	LTE Band41 PC3	41055	2636.5	1RB-High	Right	0mm	\	\	14.61	15.30	0.517	**0.606**	0.190	**0.223**	0.09
5	Body	F	LTE Band41 PC3	40620	2593	1RB-High	Right	0mm	\	\	14.63	15.30	0.546	**0.637**	0.201	**0.235**	0.15
5	Body	F	LTE Band41 PC3	40185	2549.5	1RB-High	Right	0mm	\	\	14.66	15.30	0.623	**0.722**	0.230	**0.267**	0.02
5	Body	F	LTE Band41 PC3	39750	2506	1RB-High	Right	0mm	\	\	14.67	15.30	0.734	**0.849**	0.266	**0.308**	-0.18
5	Body	F	LTE Band41 PC3	39750	2506	1RB-High	Top	0mm	\	\	14.67	15.30	0.038	**0.044**	0.014	**0.016**	0.03
5	Body	F	LTE Band41 PC3	39750	2506	50RB-High	Front	0mm	\	\	14.66	15.30	0.536	**0.621**	0.201	**0.233**	0.08
5	Body	F	LTE Band41 PC3	39750	2506	50RB-High	Rear	0mm	\	\	14.66	15.30	0.096	**0.111**	0.039	**0.045**	0.09
5	Body	F	LTE Band41 PC3	41490	2680	50RB-High	Right	0mm	\	\	14.32	15.30	0.533	**0.668**	0.199	**0.249**	-0.01
5	Body	F	LTE Band41 PC3	41055	2636.5	50RB-High	Right	0mm	\	\	14.64	15.30	0.612	**0.712**	0.213	**0.248**	0.09
5	Body	F	LTE Band41 PC3	40620	2593	50RB-High	Right	0mm	\	\	14.64	15.30	0.646	**0.752**	0.225	**0.262**	0.03
5	Body	F	LTE Band41 PC3	40185	2549.5	50RB-High	Right	0mm	\	\	14.58	15.30	0.738	**0.871**	0.258	**0.305**	0.03
5	Body	F	LTE Band41 PC3	39750	2506	50RB-High	Right	0mm	FIG A.308	\	14.66	15.30	0.869	**1.007**	0.298	**0.345**	0.09
5	Body	F	LTE Band41 PC3	39750	2506	50RB-High	Top	0mm	\	\	14.66	15.30	0.059	**0.068**	0.023	**0.027**	0.03
5	Body	F	LTE Band41 PC3	40620	2593	100RB	Right	0mm	\	\	14.62	15.30	0.522	**0.610**	0.194	**0.227**	0.02
5	Body	F	LTE Band41 PC3	41490	2680	1RB-Low	Right	0mm	\	ULCA	14.40	15.30	0.504	**0.620**	0.183	**0.225**	0.06

©Copyright. All rights reserved by CTTL.

ANT	RF Exposure Conditions	Phantom position L/R/F	Frequency Band	Channel Number	Frequency (MHz)	Mode/RB	Test setup	Distance	Figure No./Note	Note	EUT Measured Power (dBm)	Tune up (dBm)	Measured SAR 1g (W/kg)	Calculated SAR 1g (W/kg)	Measured SAR 10g (W/kg)	Calculated SAR 10g (W/kg)	Power Drift
2	Head	L	LTE Band41 PC2	41490	2680	1RB-Low	Cheek Left	0mm	\	\	21.47	22.00	0.294	**0.332**	0.144	**0.163**	0.01
2	Head	L	LTE Band41 PC2	41490	2680	1RB-Low	Tilt Left	0mm	\	\	21.47	22.00	0.392	**0.443**	0.186	**0.210**	0.07
2	Head	R	LTE Band41 PC2	41490	2680	1RB-Low	Cheek Right	0mm	\	\	21.47	22.00	0.515	**0.582**	0.241	**0.272**	0.15
2	Head	R	LTE Band41 PC2	41490	2680	1RB-Low	Tilt Right	0mm	\	\	21.47	22.00	0.596	**0.673**	0.266	**0.301**	-0.17
2	Head	L	LTE Band41 PC2	41490	2680	50RB-Mid	Cheek Left	0mm	\	\	21.57	22.00	0.154	**0.170**	0.077	**0.085**	-0.06
2	Head	L	LTE Band41 PC2	41490	2680	50RB-Mid	Tilt Left	0mm	\	\	21.57	22.00	0.217	**0.240**	0.104	**0.115**	0.11
2	Head	R	LTE Band41 PC2	41490	2680	50RB-Mid	Cheek Right	0mm	\	\	21.57	22.00	0.520	**0.574**	0.247	**0.273**	-0.10
2	Head	R	LTE Band41 PC2	41490	2680	50RB-Mid	Tilt Right	0mm	FIG A.309	\	21.57	22.00	0.623	**0.688**	0.278	**0.307**	-0.16
2	Body	F	LTE Band41 PC2	41490	2680	1RB-High	Front	0mm	\	\	14.88	15.50	0.579	**0.668**	0.216	**0.249**	-0.18
2	Body	F	LTE Band41 PC2	41490	2680	1RB-High	Rear	0mm	\	\	14.88	15.50	0.162	**0.187**	0.061	**0.070**	-0.13
2	Body	F	LTE Band41 PC2	41490	2680	1RB-High	Top	0mm	FIG A.310	\	14.88	15.50	0.679	**0.783**	0.224	**0.258**	0.03
2	Body	F	LTE Band41 PC2	41490	2680	50RB-High	Front	0mm	\	\	14.89	15.50	0.609	**0.701**	0.224	**0.258**	0.01
2	Body	F	LTE Band41 PC2	41490	2680	50RB-High	Rear	0mm	\	\	14.89	15.50	0.166	**0.191**	0.062	**0.071**	-0.02
2	Body	F	LTE Band41 PC2	41490	2680	50RB-High	Top	0mm	\	\	14.89	15.50	0.673	**0.774**	0.222	**0.255**	-0.19
3	Head	L	LTE Band41 PC2	41490	2680	1RB-Low	Cheek Left	0mm	FIG A.311	\	26.14	26.30	0.211	**0.219**	0.119	**0.123**	-0.16
3	Head	L	LTE Band41 PC2	41490	2680	1RB-Low	Tilt Left	0mm	\	\	26.14	26.30	0.143	**0.148**	0.077	**0.080**	-0.10
3	Head	R	LTE Band41 PC2	41490	2680	1RB-Low	Cheek Right	0mm	\	\	26.14	26.30	0.117	**0.121**	0.066	**0.068**	-0.04
3	Head	R	LTE Band41 PC2	41490	2680	1RB-Low	Tilt Right	0mm	\	\	26.14	26.30	0.073	**0.076**	0.041	**0.043**	0.16
3	Head	L	LTE Band41 PC2	41490	2680	50RB-High	Cheek Left	0mm	\	\	25.15	25.30	0.172	**0.178**	0.093	**0.096**	-0.03
3	Head	L	LTE Band41 PC2	41490	2680	50RB-High	Tilt Left	0mm	\	\	25.15	25.30	0.120	**0.124**	0.063	**0.065**	-0.01
3	Head	R	LTE Band41 PC2	41490	2680	50RB-High	Cheek Right	0mm	\	\	25.15	25.30	0.094	**0.097**	0.053	**0.055**	-0.18
3	Head	R	LTE Band41 PC2	41490	2680	50RB-High	Tilt Right	0mm	\	\	25.15	25.30	0.066	**0.068**	0.036	**0.037**	-0.15
3	Body	F	LTE Band41 PC2	41490	2680	1RB-Low	Front	0mm	\	\	19.28	19.80	0.635	**0.716**	0.241	**0.272**	0.05
3	Body	F	LTE Band41 PC2	41490	2680	1RB-Low	Rear	0mm	\	\	19.28	19.80	0.265	**0.299**	0.104	**0.117**	0.14
3	Body	F	LTE Band41 PC2	41490	2680	1RB-Low	Right	0mm	FIG A.312	\	19.28	19.80	0.976	**1.100**	0.324	**0.365**	0.02
3	Body	F	LTE Band41 PC2	41055	2636.5	1RB-Low	Right	0mm	\	\	19.23	19.80	0.913	**1.041**	0.311	**0.355**	-0.16
3	Body	F	LTE Band41 PC2	40620	2593	1RB-Low	Right	0mm	\	\	19.27	19.80	0.877	**0.991**	0.309	**0.349**	0.13
3	Body	F	LTE Band41 PC2	40185	2549.5	1RB-Low	Right	0mm	\	\	19.17	19.80	0.949	**1.097**	0.313	**0.362**	0.07
3	Body	F	LTE Band41 PC2	39750	2506	1RB-Mid	Right	0mm	\	\	19.18	19.80	0.904	**1.043**	0.296	**0.341**	-0.04
3	Body	F	LTE Band41 PC2	41490	2680	50RB-High	Front	0mm	\	\	19.45	19.80	0.653	**0.708**	0.246	**0.267**	0.17
3	Body	F	LTE Band41 PC2	41490	2680	50RB-High	Rear	0mm	\	\	19.45	19.80	0.258	**0.280**	0.102	**0.111**	0.12
3	Body	F	LTE Band41 PC2	41490	2680	50RB-High	Right	0mm	\	\	19.45	19.80	0.926	**1.004**	0.280	**0.303**	0.06
3	Body	F	LTE Band41 PC2	41055	2636.5	50RB-Mid	Right	0mm	\	\	19.41	19.80	0.866	**0.947**	0.269	**0.294**	0.18
3	Body	F	LTE Band41 PC2	40620	2593	50RB-High	Right	0mm	\	\	19.42	19.80	0.832	**0.908**	0.267	**0.291**	0.13
3	Body	F	LTE Band41 PC2	40185	2549.5	50RB-High	Right	0mm	\	\	19.41	19.80	0.900	**0.985**	0.270	**0.295**	-0.11
3	Body	F	LTE Band41 PC2	39750	2506	50RB-High	Right	0mm	\	\	19.44	19.80	0.858	**0.932**	0.256	**0.278**	-0.12
3	Body	F	LTE Band41 PC2	41490	2680	100RB	Right	0mm	\	\	19.42	19.80	0.907	**0.990**	0.273	**0.298**	0.06
4	Head	L	LTE Band41 PC2	41490	2680	1RB-Low	Cheek Left	0mm	FIG A.313	\	26.11	26.30	0.048	**0.050**	0.028	**0.029**	0.11
4	Head	L	LTE Band41 PC2	41490	2680	1RB-Low	Tilt Left	0mm	\	\	26.11	26.30	<0.01	**<0.01**	<0.01	**<0.01**	
4	Head	R	LTE Band41 PC2	41490	2680	1RB-Low	Cheek Right	0mm	\	\	26.11	26.30	0.000	**<0.01**	<0.01	**<0.01**	
4	Head	R	LTE Band41 PC2	41490	2680	1RB-Low	Tilt Right	0mm	\	\	26.11	26.30	<0.01	**<0.01**	<0.01	**<0.01**	
4	Head	L	LTE Band41 PC2	41490	2680	50RB-High	Cheek Left	0mm	\	\	25.13	25.30	<0.01	**<0.01**	<0.01	**<0.01**	
4	Head	L	LTE Band41 PC2	41490	2680	50RB-High	Tilt Left	0mm	\	\	25.13	25.30	<0.01	**<0.01**	<0.01	**<0.01**	
4	Head	R	LTE Band41 PC2	41490	2680	50RB-High	Cheek Right	0mm	\	\	25.13	25.30	<0.01	**<0.01**	<0.01	**<0.01**	
4	Head	R	LTE Band41 PC2	41490	2680	50RB-High	Tilt Right	0mm	\	\	25.13	25.30	<0.01	**<0.01**	<0.01	**<0.01**	
4	Body	F	LTE Band41 PC2	41490	2680	1RB-Low	Front	8mm	\	\	26.11	26.30	0.400	**0.418**	0.181	**0.189**	-0.17
4	Body	F	LTE Band41 PC2	41490	2680	1RB-Low	Rear	11mm	\	\	26.11	26.30	0.334	**0.349**	0.163	**0.170**	0.10
4	Body	F	LTE Band41 PC2	41490	2680	1RB-Low	Bottom	11mm	FIG A.314	\	26.11	26.30	0.609	**0.636**	0.286	**0.299**	-0.01
4	Body	F	LTE Band41 PC2	41490	2680	50RB-High	Front	8mm	\	\	25.13	25.30	0.299	**0.311**	0.137	**0.142**	0.07
4	Body	F	LTE Band41 PC2	41490	2680	50RB-High	Rear	11mm	\	\	25.13	25.30	0.250	**0.260**	0.122	**0.127**	0.03
4	Body	F	LTE Band41 PC2	41490	2680	50RB-High	Bottom	11mm	\	\	25.13	25.30	0.471	**0.490**	0.221	**0.230**	0.13
4	Body	F	LTE Band41 PC2	41490	2680	1RB-Low	Front	0mm	\	\	17.05	17.30	0.440	**0.466**	0.187	**0.198**	-0.19
4	Body	F	LTE Band41 PC2	41490	2680	1RB-Low	Rear	0mm	\	\	17.05	17.30	0.461	**0.488**	0.178	**0.189**	0.11
4	Body	F	LTE Band41 PC2	41490	2680	1RB-Low	Bottom	0mm	\	\	17.05	17.30	0.554	**0.587**	0.193	**0.204**	-0.19
4	Body	F	LTE Band41 PC2	40620	2593	50RB-High	Front	0mm	\	\	17.07	17.30	0.430	**0.453**	0.181	**0.191**	-0.05
4	Body	F	LTE Band41 PC2	40620	2593	50RB-High	Rear	0mm	\	\	17.07	17.30	0.443	**0.467**	0.174	**0.183**	-0.05
4	Body	F	LTE Band41 PC2	40620	2593	50RB-High	Bottom	0mm	\	\	17.07	17.30	0.549	**0.579**	0.192	**0.202**	0.15
5	Head	L	LTE Band41 PC2	39750	2506	1RB-High	Cheek Left	0mm	FIG A.315	\	24.64	25.30	0.650	**0.757**	0.303	**0.353**	0.06
5	Head	L	LTE Band41 PC2	39750	2506	1RB-High	Tilt Left	0mm	\	\	24.64	25.30	0.184	**0.214**	0.094	**0.109**	-0.04
5	Head	R	LTE Band41 PC2	39750	2506	1RB-High	Cheek Right	0mm	\	\	24.64	25.30	0.108	**0.126**	0.059	**0.069**	0.09
5	Head	R	LTE Band41 PC2	39750	2506	1RB-High	Tilt Right	0mm	\	\	24.64	25.30	0.076	**0.088**	0.042	**0.049**	-0.14
5	Head	L	LTE Band41 PC2	39750	2506	50RB-High	Cheek Left	0mm	\	\	23.61	24.30	0.531	**0.622**	0.237	**0.278**	-0.11
5	Head	L	LTE Band41 PC2	39750	2506	50RB-High	Tilt Left	0mm	\	\	23.61	24.30	0.149	**0.175**	0.075	**0.088**	-0.08
5	Head	R	LTE Band41 PC2	39750	2506	50RB-High	Cheek Right	0mm	\	\	23.61	24.30	0.087	**0.102**	0.046	**0.054**	-0.01
5	Head	R	LTE Band41 PC2	39750	2506	50RB-High	Tilt Right	0mm	\	\	23.61	24.30	0.062	**0.073**	0.033	**0.039**	-0.08
5	Body	F	LTE Band41 PC2	39750	2506	1RB-Low	Front	0mm	\	\	16.22	16.80	0.444	**0.507**	0.153	**0.175**	-0.19
5	Body	F	LTE Band41 PC2	39750	2506	1RB-Low	Rear	0mm	\	\	16.22	16.80	0.085	**0.097**	0.034	**0.039**	-0.04
5	Body	F	LTE Band41 PC2	39750	2506	1RB-Low	Right	0mm	\	\	16.22	16.80	0.414	**0.473**	0.143	**0.163**	0.02
5	Body	F	LTE Band41 PC2	39750	2506	1RB-Low	Top	0mm	\	\	16.22	16.80	0.026	**0.030**	0.010	**0.011**	0.12
5	Body	F	LTE Band41 PC2	40185	2549.5	50RB-High	Front	0mm	FIG A.316	\	16.32	16.80	0.573	**0.640**	0.212	**0.237**	0.14
5	Body	F	LTE Band41 PC2	40185	2549.5	50RB-High	Rear	0mm	\	\	16.32	16.80	0.080	**0.089**	0.032	**0.036**	0.13
5	Body	F	LTE Band41 PC2	40185	2549.5	50RB-High	Right	0mm	\	\	16.32	16.80	0.428	**0.478**	0.148	**0.165**	0.16
5	Body	F	LTE Band41 PC2	40185	2549.5	50RB-High	Top	0mm	\	\	16.32	16.80	0.027	**0.030**	0.011	**0.012**	0.13

©Copyright. All rights reserved by CTTL.

ANT	RF Exposure Conditions	Phantom position L/R/F	Frequency Band	Channel Number	Frequency (MHz)	Mode/RB	Test setup	Distance	Figure No./Note	Note	EUT Measured Power (dBm)	Tune up (dBm)	Measured SAR 1g (W/kg)	Calculated SAR 1g (W/kg)	Measured SAR 10g (W/kg)	Calculated SAR 10g (W/kg)	Power Drift
2	Head	L	LTE Band48	55340	3560	1RB-Low	Cheek Left	0mm	\	\	20.27	21.80	0.210	**0.299**	0.068	**0.097**	-0.05
2	Head	L	LTE Band48	55340	3560	1RB-Low	Tilt Left	0mm	\	\	20.27	21.80	0.280	**0.398**	0.089	**0.127**	0.10
2	Head	R	LTE Band48	55340	3560	1RB-Low	Cheek Right	0mm	\	\	20.27	21.80	0.365	**0.519**	0.112	**0.159**	-0.01
2	Head	R	LTE Band48	56640	3690	1RB-Low	Tilt Right	0mm	\	\	20.12	21.80	0.686	**1.010**	0.207	**0.305**	0.15
2	Head	R	LTE Band48	55990	3625	1RB-Low	Tilt Right	0mm	\	\	20.17	21.80	0.739	**1.076**	0.220	**0.320**	0.16
2	Head	R	LTE Band48	55340	3560	1RB-Low	Tilt Right	0mm	\	\	20.27	21.80	0.745	**1.060**	0.225	**0.320**	-0.08
2	Head	L	LTE Band48	55340	3560	50RB-Mid	Cheek Left	0mm	\	\	20.34	21.80	0.211	**0.295**	0.063	**0.088**	0.02
2	Head	L	LTE Band48	55340	3560	50RB-Mid	Tilt Left	0mm	\	\	20.34	21.80	0.242	**0.339**	0.072	**0.101**	0.01
2	Head	R	LTE Band48	55340	3560	50RB-Mid	Cheek Right	0mm	\	\	20.34	21.80	0.455	**0.637**	0.134	**0.188**	0.11
2	Head	R	LTE Band48	56640	3690	50RB-Mid	Tilt Right	0mm	\	\	20.12	21.80	0.734	**1.081**	0.219	**0.322**	0.02
2	Head	R	LTE Band48	55990	3625	50RB-Mid	Tilt Right	0mm	\	\	20.19	21.80	0.719	**1.042**	0.205	**0.297**	-0.06
2	Head	R	LTE Band48	55340	3560	50RB-Mid	Tilt Right	0mm	FIG A.317	\	20.34	21.80	0.776	**1.086**	0.232	**0.325**	0.15
2	Head	R	LTE Band48	55340	3560	100RB	Tilt Right	0mm	\	\	20.28	21.80	0.701	**0.995**	0.193	**0.274**	-0.09
2	Head	R	LTE Band48	55340	3560	1RB-High	Tilt Right	0mm	\	ULCA	20.20	21.80	0.715	**1.033**	0.030	**0.043**	0.17
2	Head	L	LTE Band48	55340	3560	1RB-Low	Cheek Left	0mm	\	Note1	19.24	20.80	0.110	**0.158**	0.048	**0.069**	-0.09
2	Head	L	LTE Band48	55340	3560	1RB-Low	Tilt Left	0mm	\	Note1	19.24	20.80	0.147	**0.211**	0.063	**0.090**	0.07
2	Head	R	LTE Band48	55340	3560	1RB-Low	Cheek Right	0mm	\	Note1	19.24	20.80	0.192	**0.275**	0.079	**0.113**	-0.05
2	Head	R	LTE Band48	55340	3560	1RB-Low	Tilt Right	0mm	\	Note1	19.24	20.80	0.392	**0.561**	0.158	**0.226**	0.05
2	Head	L	LTE Band48	55340	3560	50RB-Mid	Cheek Left	0mm	\	Note1	19.31	20.80	0.111	**0.156**	0.044	**0.062**	-0.17
2	Head	L	LTE Band48	55340	3560	50RB-Mid	Tilt Left	0mm	\	Note1	19.31	20.80	0.127	**0.179**	0.051	**0.072**	0.15
2	Head	R	LTE Band48	55340	3560	50RB-Mid	Cheek Right	0mm	\	Note1	19.31	20.80	0.239	**0.337**	0.094	**0.132**	-0.07
2	Head	R	LTE Band48	55340	3560	50RB-Mid	Tilt Right	0mm	\	Note1	19.31	20.80	0.408	**0.575**	0.163	**0.230**	-0.19
2	Body	F	LTE Band48	55990	3625	1RB-Low	Front	0mm	\	\	12.88	14.30	0.328	**0.455**	0.110	**0.153**	-0.18
2	Body	F	LTE Band48	55990	3625	1RB-Low	Rear	0mm	\	\	12.88	14.30	0.103	**0.143**	0.038	**0.053**	-0.11
2	Body	F	LTE Band48	56640	3690	1RB-Low	Top	0mm	FIG A.318	\	12.66	14.30	0.631	**0.921**	0.157	**0.229**	0.15
2	Body	F	LTE Band48	55990	3625	1RB-Low	Top	0mm	\	\	12.88	14.30	0.600	**0.832**	0.149	**0.207**	-0.02
2	Body	F	LTE Band48	55340	3560	1RB-Mid	Top	0mm	\	\	12.84	14.30	0.576	**0.806**	0.152	**0.213**	0.09
2	Body	F	LTE Band48	55340	3625	50RB-Mid	Front	0mm	\	\	12.92	14.30	0.455	**0.625**	0.136	**0.187**	-0.19
2	Body	F	LTE Band48	55340	3625	50RB-Mid	Rear	0mm	\	\	12.92	14.30	0.095	**0.131**	0.038	**0.052**	-0.01
2	Body	F	LTE Band48	56640	3690	50RB-Low	Top	0mm	\	\	12.71	14.30	0.591	**0.852**	0.142	**0.205**	0.13
2	Body	F	LTE Band48	55990	3625	50RB-Low	Top	0mm	\	\	12.81	14.30	0.573	**0.808**	0.153	**0.216**	0.08
2	Body	F	LTE Band48	55340	3560	50RB-Mid	Top	0mm	\	\	12.92	14.30	0.603	**0.829**	0.158	**0.217**	0.18
2	Body	F	LTE Band48	55340	3560	100RB	Top	0mm	\	\	12.91	14.30	0.578	**0.796**	0.156	**0.215**	0.02
2	Body	F	LTE Band48	55340	3560	1RB-Low	Top	0mm	\	ULCA	12.85	14.30	0.551	**0.769**	0.149	**0.208**	0.14
3	Head	L	LTE Band48	55990	3625	1RB-Low	Cheek Left	0mm	FIG A.319	\	22.94	23.80	0.142	**0.173**	0.061	**0.074**	0.12
3	Head	L	LTE Band48	55990	3625	1RB-Low	Tilt Left	0mm	\	\	22.94	23.80	0.097	**0.118**	0.039	**0.048**	-0.12
3	Head	R	LTE Band48	55990	3625	1RB-Low	Cheek Right	0mm	\	\	22.94	23.80	0.079	**0.096**	0.034	**0.041**	-0.16
3	Head	R	LTE Band48	55990	3625	1RB-Low	Tilt Right	0mm	\	\	22.94	23.80	0.049	**0.060**	0.021	**0.026**	-0.18
3	Head	L	LTE Band48	55990	3625	50RB-Low	Cheek Left	0mm	\	\	22.02	22.80	0.116	**0.139**	0.048	**0.057**	0.08
3	Head	L	LTE Band48	55990	3625	50RB-Low	Tilt Left	0mm	\	\	22.02	22.80	0.081	**0.097**	0.032	**0.038**	0.04
3	Head	R	LTE Band48	55990	3625	50RB-Low	Cheek Right	0mm	\	\	22.02	22.80	0.063	**0.075**	0.027	**0.032**	-0.06
3	Head	R	LTE Band48	55990	3625	50RB-Low	Tilt Right	0mm	\	\	22.02	22.80	0.045	**0.054**	0.018	**0.022**	-0.05
3	Head	L	LTE Band48	55340	3560	1RB-Low	Cheek Left	0mm	\	ULCA	22.80	23.80	0.121	**0.152**	0.057	**0.072**	0.15
3	Body	F	LTE Band48	55340	3560	1RB-Mid	Front	0mm	\	\	14.33	14.80	0.786	**0.876**	0.221	**0.246**	-0.08
3	Body	F	LTE Band48	55340	3560	1RB-Mid	Rear	0mm	\	\	14.33	14.80	0.233	**0.260**	0.070	**0.078**	0.12
3	Body	F	LTE Band48	56640	3690	1RB-Mid	Right	0mm	\	\	14.19	14.80	0.686	**0.789**	0.176	**0.203**	0.01
3	Body	F	LTE Band48	55990	3625	1RB-Mid	Right	0mm	\	\	14.04	14.80	0.692	**0.824**	0.161	**0.192**	0.15
3	Body	F	LTE Band48	55340	3560	1RB-Mid	Right	0mm	FIG A.320	\	14.33	14.80	0.808	**0.900**	0.239	**0.266**	0.05
3	Body	F	LTE Band48	55340	3560	50RB-High	Front	0mm	\	\	14.22	14.80	0.786	**0.898**	0.221	**0.253**	0.13
3	Body	F	LTE Band48	55340	3560	50RB-High	Rear	0mm	\	\	14.22	14.80	0.235	**0.269**	0.072	**0.082**	0.18
3	Body	F	LTE Band48	56640	3690	50RB-High	Right	0mm	\	\	14.03	14.80	0.661	**0.789**	0.161	**0.192**	-0.06
3	Body	F	LTE Band48	55990	3625	50RB-High	Right	0mm	\	\	13.95	14.80	0.666	**0.810**	0.148	**0.180**	0.12
3	Body	F	LTE Band48	55340	3560	50RB-High	Right	0mm	\	\	14.22	14.80	0.778	**0.889**	0.219	**0.250**	0.12
3	Body	F	LTE Band48	55340	3560	100RB	Right	0mm	\	\	13.98	14.80	0.743	**0.897**	0.206	**0.249**	-0.06
3	Body	F	LTE Band48	55340	3560	1RB-Low	Right	0mm	\	ULCA	14.02	14.80	0.723	**0.865**	0.193	**0.231**	0.04
0	Head	L	LTE Band48	55990	3625	1RB-High	Cheek Left	0mm	FIG A.321	\	22.78	23.80	0.274	**0.347**	0.108	**0.137**	0.16
0	Head	L	LTE Band48	55990	3625	1RB-High	Tilt Left	0mm	\	\	22.78	23.80	0.189	**0.239**	0.082	**0.104**	-0.05
0	Head	R	LTE Band48	55990	3625	1RB-High	Cheek Right	0mm	\	\	22.78	23.80	0.122	**0.154**	0.046	**0.058**	0.18
0	Head	R	LTE Band48	55990	3625	1RB-High	Tilt Right	0mm	\	\	22.78	23.80	0.133	**0.168**	0.057	**0.072**	-0.12
0	Head	L	LTE Band48	55990	3625	50RB-High	Cheek Left	0mm	\	\	21.58	22.80	0.237	**0.314**	0.089	**0.118**	0.08
0	Head	L	LTE Band48	55990	3625	50RB-High	Tilt Left	0mm	\	\	21.58	22.80	0.158	**0.209**	0.070	**0.093**	-0.04
0	Head	R	LTE Band48	55990	3625	50RB-High	Cheek Right	0mm	\	\	21.58	22.80	0.110	**0.146**	0.040	**0.053**	-0.12
0	Head	R	LTE Band48	55990	3625	50RB-High	Tilt Right	0mm	\	\	21.58	22.80	0.119	**0.158**	0.046	**0.061**	0.02
0	Head	L	LTE Band48	55340	3560	1RB-Low	Cheek Left	0mm	\	ULCA	22.62	23.80	0.201	**0.264**	0.076	**0.100**	0.15
0	Body	F	LTE Band48	56640	3690	1RB-Low	Front	0mm	\	\	16.34	17.30	0.861	**1.074**	0.251	**0.313**	-0.18
0	Body	F	LTE Band48	55990	3625	1RB-Low	Front	0mm	\	\	16.38	17.30	0.872	**1.078**	0.257	**0.318**	-0.11
0	Body	F	LTE Band48	55340	3560	1RB-Low	Front	0mm	\	\	16.11	17.30	0.803	**1.056**	0.241	**0.317**	-0.09
0	Body	F	LTE Band48	55990	3625	1RB-Low	Rear	0mm	\	\	16.38	17.30	0.103	**0.127**	0.038	**0.047**	0.10
0	Body	F	LTE Band48	56640	3690	1RB-High	Right	0mm	\	\	16.34	17.30	0.695	**0.867**	0.157	**0.196**	-0.10
0	Body	F	LTE Band48	55990	3625	1RB-Low	Right	0mm	\	\	16.38	17.30	0.704	**0.870**	0.161	**0.199**	0.16
0	Body	F	LTE Band48	55340	3560	1RB-Mid	Right	0mm	\	\	16.11	17.30	0.649	**0.854**	0.151	**0.199**	-0.02
0	Body	F	LTE Band48	56640	3690	50RB-Low	Front	0mm	\	\	16.25	17.30	0.880	**1.121**	0.258	**0.329**	0.01
0	Body	F	LTE Band48	55990	3625	50RB-Low	Front	0mm	FIG A.322	\	16.26	17.30	0.891	**1.132**	0.264	**0.335**	-0.05
0	Body	F	LTE Band48	55340	3560	50RB-High	Front	0mm	\	\	16.24	17.30	0.821	**1.048**	0.248	**0.317**	0.03
0	Body	F	LTE Band48	55990	3625	50RB-Low	Rear	0mm	\	\	16.26	17.30	0.105	**0.133**	0.039	**0.050**	-0.15
0	Body	F	LTE Band48	56640	3690	50RB-Low	Right	0mm	\	\	16.25	17.30	0.694	**0.884**	0.152	**0.194**	0.15
0	Body	F	LTE Band48	55990	3625	50RB-Low	Right	0mm	\	\	16.26	17.30	0.703	**0.893**	0.156	**0.198**	0.07
0	Body	F	LTE Band48	55340	3560	50RB-High	Right	0mm	\	\	16.24	17.30	0.648	**0.827**	0.147	**0.188**	0.17
0	Body	F	LTE Band48	56640	3690	100RB	Front	0mm	\	\	16.22	17.30	0.852	**1.093**	0.239	**0.306**	0.05
0	Body	F	LTE Band48	56640	3690	100RB	Right	0mm	\	\	16.22	17.30	0.689	**0.884**	0.148	**0.190**	-0.09
0	Body	F	LTE Band48	55340	3560	1RB-Low	Front	0mm	\	ULCA	16.01	17.30	0.782	**1.052**	0.229	**0.308**	0.15
7	Head	L	LTE Band48	55340	3560	1RB-Mid	Cheek Left	0mm	\	\	19.31	20.30	0.122	**0.153**	0.053	**0.067**	0.01
7	Head	L	LTE Band48	55340	3560	1RB-Mid	Tilt Left	0mm	\	\	19.31	20.30	0.154	**0.193**	0.076	**0.095**	0.12
7	Head	R	LTE Band48	55340	3560	1RB-Mid	Cheek Right	0mm	\	\	19.31	20.30	0.545	**0.685**	0.217	**0.273**	0.12
7	Head	R	LTE Band48	56640	3690	1RB-Mid	Tilt Right	0mm	\	\	18.89	20.30	0.709	**0.981**	0.263	**0.364**	0.19
7	Head	R	LTE Band48	55990	3625	1RB-Mid	Tilt Right	0mm	\	\	18.72	20.30	0.671	**0.965**	0.241	**0.347**	-0.06
7	Head	R	LTE Band48	55340	3560	1RB-Mid	Tilt Right	0mm	FIG A.323	\	19.31	20.30	0.787	**0.988**	0.295	**0.371**	0.12
7	Head	L	LTE Band48	55340	3560	50RB-Mid	Cheek Left	0mm	\	\	19.22	20.30	0.112	**0.144**	0.051	**0.065**	0.09
7	Head	L	LTE Band48	55340	3560	50RB-Mid	Tilt Left	0mm	\	\	19.22	20.30	0.142	**0.182**	0.073	**0.094**	0.03
7	Head	R	LTE Band48	55340	3560	50RB-Mid	Cheek Right	0mm	\	\	19.22	20.30	0.502	**0.644**	0.207	**0.265**	0.14
7	Head	R	LTE Band48	56640	3690	50RB-Mid	Tilt Right	0mm	\	\	18.94	20.30	0.653	**0.893**	0.251	**0.343**	0.03
7	Head	R	LTE Band48	55990	3625	50RB-Mid	Tilt Right	0mm	\	\	18.63	20.30	0.618	**0.908**	0.230	**0.338**	0.16
7	Head	R	LTE Band48	55340	3560	50RB-Mid	Tilt Right	0mm	\	\	19.22	20.30	0.725	**0.930**	0.282	**0.362**	0.02
7	Head	R	LTE Band48	55340	3560	100RB	Tilt Right	0mm	\	\	19.17	20.30	0.714	**0.926**	0.276	**0.358**	0.13
7	Head	R	LTE Band48	55340	3560	1RB-Low	Tilt Right	0mm	\	ULCA	19.09	20.30	0.742	**0.980**	0.273	**0.361**	0.14
7	Body	F	LTE Band48	55340	3560	1RB-Mid	Front	0mm	\	\	9.75	10.30	0.444	**0.504**	0.117	**0.133**	-0.15
7	Body	F	LTE Band48	55340	3560	1RB-Mid	Rear	0mm	\	\	9.75	10.30	0.089	**0.101**	0.028	**0.032**	-0.03
7	Body	F	LTE Band48	55340	3560	1RB-Mid	Right	0mm	\	\	9.75	10.30	0.052	**0.059**	0.020	**0.023**	-0.12
7	Body	F	LTE Band48	55340	3560	1RB-Mid	Top	0mm	FIG A.324	\	9.75	10.30	0.532	**0.152**	0.134	**0.152**	0.12
7	Body	F	LTE Band48	55340	3560	50RB-Low	Front	0mm	\	\	9.92	10.30	0.435	**0.475**	0.116	**0.127**	0.03
7	Body	F	LTE Band48	55340	3560	50RB-Low	Rear	0mm	\	\	9.92	10.30	0.081	**0.088**	0.027	**0.029**	0.02
7	Body	F	LTE Band48	55340	3560	50RB-Low	Right	0mm	\	\	9.92	10.30	0.046	**0.050**	0.018	**0.020**	-0.10
7	Body	F	LTE Band48	55340	3560	50RB-Low	Top	0mm	\	\	9.92	10.30	0.432	**0.472**	0.128	**0.140**	0.01
7	Body	F	LTE Band48	55340	3560	1RB-Low	Top	0mm	\	ULCA	9.56	10.30	0.428	**0.508**	0.117	**0.139**	0.05

©Copyright. All rights reserved by CTTL.

ANT	RF Exposure Conditions	Phantom position L/RF	Frequency Band	Channel Number	Frequency (MHz)	Mode/RB	Test setup	Distance	Figure No./Note	Note	EUT Measured Power (dBm)	Tune up (dBm)	Measured SAR 1g (W/kg)	Calculated SAR 1g (W/kg)	Measured SAR 10g (W/kg)	Calculated SAR 10g (W/kg)	Power Drift
2	Head	L	LTE Band66	132072	1720	1RB-High	Cheek Left	0mm	\	\	20.66	20.80	0.279	**0.288**	0.156	**0.161**	0.18
2	Head	L	LTE Band66	132072	1720	1RB-High	Tilt Left	0mm	\	\	20.66	20.80	0.326	**0.337**	0.181	**0.187**	0.14
2	Head	R	LTE Band66	132072	1720	1RB-High	Cheek Right	0mm	\	\	20.66	20.80	0.579	**0.598**	0.311	**0.321**	-0.04
2	Head	R	LTE Band66	132072	1720	1RB-High	Tilt Right	0mm	FIG A.325	\	20.66	20.80	0.666	**0.688**	0.344	**0.355**	0.02
2	Head	L	LTE Band66	132572	1770	50RB-High	Cheek Left	0mm	\	\	20.31	20.80	0.247	**0.277**	0.140	**0.157**	0.09
2	Head	L	LTE Band66	132572	1770	50RB-High	Tilt Left	0mm	\	\	20.31	20.80	0.289	**0.324**	0.162	**0.181**	-0.18
2	Head	R	LTE Band66	132572	1770	50RB-High	Cheek Right	0mm	\	\	20.31	20.80	0.513	**0.574**	0.279	**0.312**	-0.05
2	Head	R	LTE Band66	132572	1770	50RB-High	Tilt Right	0mm	\	\	20.31	20.80	0.590	**0.660**	0.309	**0.346**	0.13
2	Head	R	LTE Band66	132072	1720	1RB-High	Tilt Right	0mm	\	ULCA	20.29	20.80	0.607	**0.683**	0.303	**0.341**	0.15
2	Body	F	LTE Band66	132072	1720	1RB-High	Front	0mm	\	\	14.35	14.80	0.616	**0.683**	0.267	**0.296**	0.08
2	Body	F	LTE Band66	132072	1720	1RB-High	Rear	0mm	\	\	14.35	14.80	0.173	**0.192**	0.082	**0.091**	0.02
2	Body	F	LTE Band66	132072	1720	1RB-High	Top	0mm	\	\	14.35	14.80	0.556	**0.617**	0.226	**0.251**	0.18
2	Body	F	LTE Band66	132072	1720	50RB-Middle	Front	0mm	FIG A.326	\	14.32	14.80	0.623	**0.696**	0.270	**0.302**	-0.17
2	Body	F	LTE Band66	132072	1720	50RB-Middle	Rear	0mm	\	\	14.32	14.80	0.175	**0.195**	0.084	**0.094**	0.17
2	Body	F	LTE Band66	132072	1720	50RB-Middle	Top	0mm	\	\	14.32	14.80	0.554	**0.619**	0.226	**0.252**	-0.08
2	Body	F	LTE Band66	132072	1720	1RB-High	Front	0mm	\	ULCA	13.93	14.80	0.553	**0.676**	0.241	**0.294**	0.16
3	Head	L	LTE Band66	132072	1720	1RB-Low	Cheek Left	0mm	FIG A.327	\	24.33	24.80	0.338	**0.377**	0.200	**0.223**	0.06
3	Head	L	LTE Band66	132072	1720	1RB-Low	Tilt Left	0mm	\	\	24.33	24.80	0.238	**0.265**	0.164	**0.183**	0.01
3	Head	R	LTE Band66	132072	1720	1RB-Low	Cheek Right	0mm	\	\	24.33	24.80	0.185	**0.206**	0.130	**0.145**	0.03
3	Head	R	LTE Band66	132072	1720	1RB-Low	Tilt Right	0mm	\	\	24.33	24.80	0.175	**0.195**	0.122	**0.136**	0.17
3	Head	L	LTE Band66	132572	1770	50RB-Mid	Cheek Left	0mm	\	\	23.23	23.80	0.285	**0.325**	0.166	**0.189**	0.16
3	Head	L	LTE Band66	132572	1770	50RB-Mid	Tilt Left	0mm	\	\	23.23	23.80	0.214	**0.244**	0.143	**0.163**	-0.14
3	Head	R	LTE Band66	132572	1770	50RB-Mid	Cheek Right	0mm	\	\	23.23	23.80	0.165	**0.188**	0.114	**0.130**	-0.02
3	Head	R	LTE Band66	132572	1770	50RB-Mid	Tilt Right	0mm	\	\	23.23	23.80	0.148	**0.169**	0.101	**0.115**	0.13
3	Head	L	LTE Band66	132072	1720	1RB-High	Cheek Left	0mm	\	ULCA	24.18	24.80	0.302	**0.348**	0.186	**0.215**	0.01
3	Body	F	LTE Band66	132072	1720	1RB-High	Front	0mm	\	\	16.55	16.80	0.789	**0.836**	0.311	**0.329**	0.12
3	Body	F	LTE Band66	132072	1720	1RB-High	Rear	0mm	\	\	16.55	16.80	0.318	**0.337**	0.138	**0.146**	-0.05
3	Body	F	LTE Band66	132072	1720	1RB-High	Right	0mm	\	\	16.55	16.80	0.860	**0.911**	0.308	**0.326**	0.11
3	Body	F	LTE Band66	132322	1745	50RB-High	Front	0mm	\	\	16.47	16.80	0.861	**0.929**	0.337	**0.364**	0.01
3	Body	F	LTE Band66	132322	1745	50RB-High	Rear	0mm	\	\	16.47	16.80	0.345	**0.372**	0.149	**0.161**	-0.13
3	Body	F	LTE Band66	132572	1770	50RB-High	Right	0mm	FIG A.328	\	16.46	16.80	0.930	**1.006**	0.339	**0.367**	0.18
3	Body	F	LTE Band66	132322	1745	50RB-High	Right	0mm	\	\	16.47	16.80	0.878	**0.947**	0.315	**0.340**	0.13
3	Body	F	LTE Band66	132072	1720	50RB-High	Right	0mm	\	\	16.43	16.80	0.885	**0.964**	0.315	**0.343**	0.11
3	Body	F	LTE Band66	132572	1770	100RB	Right	0mm	\	\	16.50	16.80	0.893	**0.957**	0.317	**0.340**	0.15
3	Body	F	LTE Band66	132072	1720	1RB-High	Right	0mm	\	ULCA	16.20	16.80	0.804	**0.923**	0.290	**0.333**	0.05
4	Head	L	LTE Band66	132572	1770	1RB-High	Cheek Left	0mm	\	\	24.54	24.80	0.029	**0.031**	0.015	**0.016**	0.10
4	Head	L	LTE Band66	132572	1770	1RB-High	Tilt Left	0mm	\	\	24.54	24.80	0.027	**0.029**	0.014	**0.015**	-0.16
4	Head	R	LTE Band66	132572	1770	1RB-High	Cheek Right	0mm	FIG A.329	\	24.54	24.80	0.116	**0.123**	0.070	**0.074**	0.09
4	Head	R	LTE Band66	132572	1770	1RB-High	Tilt Right	0mm	\	\	24.54	24.80	0.066	**0.070**	0.045	**0.048**	0.10
4	Head	L	LTE Band66	132322	1745	50RB-High	Cheek Left	0mm	\	\	23.36	23.80	0.025	**0.028**	0.013	**0.014**	0.13
4	Head	L	LTE Band66	132322	1745	50RB-High	Tilt Left	0mm	\	\	23.36	23.80	0.022	**0.024**	0.011	**0.012**	0.12
4	Head	R	LTE Band66	132322	1745	50RB-High	Cheek Right	0mm	\	\	23.36	23.80	0.099	**0.110**	0.060	**0.066**	-0.16
4	Head	R	LTE Band66	132322	1745	50RB-High	Tilt Right	0mm	\	\	23.36	23.80	0.053	**0.059**	0.040	**0.044**	-0.16
4	Head	R	LTE Band66	132072	1720	1RB-High	Cheek Right	0mm	\	ULCA	24.29	24.80	0.090	**0.101**	0.052	**0.058**	0.03
4	Body	F	LTE Band66	132322	1745	1RB-Low	Front	8mm	\	\	22.68	23.30	0.491	**0.566**	0.272	**0.314**	0.07
4	Body	F	LTE Band66	132322	1745	1RB-Low	Rear	11mm	\	\	22.68	23.30	0.432	**0.498**	0.251	**0.290**	0.08
4	Body	F	LTE Band66	132572	1770	1RB-Low	Bottom	11mm	FIG A.340	\	22.58	23.30	0.820	**0.968**	0.433	**0.511**	-0.08
4	Body	F	LTE Band66	132322	1745	1RB-Low	Bottom	11mm	\		22.68	23.30	0.777	**0.896**	0.427	**0.493**	0.16
4	Body	F	LTE Band66	132072	1720	1RB-Low	Bottom	11mm	\		22.64	23.30	0.734	**0.854**	0.394	**0.459**	-0.17
4	Body	F	LTE Band66	132322	1745	50RB-High	Front	8mm	\	\	22.73	23.30	0.414	**0.472**	0.229	**0.261**	-0.08
4	Body	F	LTE Band66	132322	1745	50RB-High	Rear	11mm	\	\	22.73	23.30	0.361	**0.412**	0.210	**0.239**	0.02
4	Body	F	LTE Band66	132322	1745	50RB-High	Bottom	11mm	\	\	22.73	23.30	0.676	**0.771**	0.362	**0.413**	-0.11
4	Body	F	LTE Band66	132072	1720	100RB	Bottom	11mm	\		22.63	23.30	0.659	**0.769**	0.352	**0.411**	0.18
4	Body	F	LTE Band66	132322	1745	1RB-High	Front	0mm	\	\	14.84	15.30	0.490	**0.545**	0.198	**0.220**	-0.13
4	Body	F	LTE Band66	132322	1745	1RB-High	Rear	0mm	\	\	14.84	15.30	0.526	**0.585**	0.232	**0.258**	0.08
4	Body	F	LTE Band66	132322	1745	1RB-High	Bottom	0mm	\	\	14.84	15.30	0.482	**0.536**	0.204	**0.227**	0.10
4	Body	F	LTE Band66	132322	1745	50RB-High	Front	0mm	\	\	14.92	15.30	0.539	**0.588**	0.216	**0.236**	-0.19
4	Body	F	LTE Band66	132322	1745	50RB-High	Rear	0mm	\	\	14.92	15.30	0.536	**0.585**	0.235	**0.256**	-0.07
4	Body	F	LTE Band66	132322	1745	50RB-High	Bottom	0mm	\	\	14.92	15.30	0.409	**0.446**	0.175	**0.191**	-0.15
4	Body	F	LTE Band66	132072	1720	1RB-High	Bottom	11mm	\	ULCA	22.55	23.30	0.682	**0.811**	0.350	**0.416**	0.16
5	Head	L	LTE Band66	132322	1745	1RB-High	Cheek Left	0mm	FIG A.341	\	23.55	24.10	0.469	**0.532**	0.260	**0.295**	0.02
5	Head	L	LTE Band66	132322	1745	1RB-High	Tilt Left	0mm	\	\	23.55	24.10	0.214	**0.243**	0.126	**0.143**	-0.18
5	Head	R	LTE Band66	132322	1745	1RB-High	Cheek Right	0mm	\	\	23.55	24.10	0.150	**0.170**	0.096	**0.109**	-0.04
5	Head	R	LTE Band66	132322	1745	1RB-High	Tilt Right	0mm	\	\	23.55	24.10	0.129	**0.146**	0.080	**0.091**	-0.03
5	Head	L	LTE Band66	132572	1770	50RB-High	Cheek Left	0mm	\	\	22.49	23.10	0.396	**0.456**	0.221	**0.254**	-0.02
5	Head	L	LTE Band66	132572	1770	50RB-High	Tilt Left	0mm	\	\	22.49	23.10	0.175	**0.201**	0.102	**0.117**	0.15
5	Head	R	LTE Band66	132572	1770	50RB-High	Cheek Right	0mm	\	\	22.49	23.10	0.133	**0.153**	0.086	**0.099**	-0.10
5	Head	R	LTE Band66	132572	1770	50RB-High	Tilt Right	0mm	\	\	22.49	23.10	0.100	**0.115**	0.063	**0.073**	-0.16
5	Head	L	LTE Band66	132072	1720	1RB-High	Cheek Left	0mm	\	ULCA	23.19	24.10	0.408	**0.503**	0.236	**0.291**	0.09
5	Body	F	LTE Band66	132572	1770	1RB-High	Front	0mm	\	\	12.38	13.60	0.554	**0.734**	0.223	**0.295**	0.14
5	Body	F	LTE Band66	132572	1770	1RB-High	Rear	0mm	\	\	12.38	13.60	0.128	**0.170**	0.059	**0.078**	-0.01
5	Body	F	LTE Band66	132572	1770	1RB-High	Right	0mm	\	\	12.38	13.60	0.515	**0.682**	0.204	**0.270**	0.03
5	Body	F	LTE Band66	132572	1770	1RB-High	Top	0mm	\	\	12.38	13.60	0.069	**0.091**	0.030	**0.040**	-0.10
5	Body	F	LTE Band66	132572	1770	50RB-Mid	Front	0mm	FIG A.342	\	12.42	13.60	0.561	**0.736**	0.221	**0.290**	0.06
5	Body	F	LTE Band66	132572	1770	50RB-Mid	Rear	0mm	\	\	12.42	13.60	0.131	**0.172**	0.061	**0.080**	0.11
5	Body	F	LTE Band66	132572	1770	50RB-Mid	Right	0mm	\	\	12.42	13.60	0.540	**0.709**	0.215	**0.282**	0.03
5	Body	F	LTE Band66	132572	1770	50RB-Mid	Top	0mm	\	\	12.42	13.60	0.068	**0.089**	0.029	**0.038**	-0.02
5	Body	F	LTE Band66	132072	1720	1RB-High	Front	0mm	\	ULCA	12.31	13.60	0.529	**0.712**	0.207	**0.279**	-0.06

©Copyright. All rights reserved by CTTL.

ANT	RF Exposure Conditions	Phantom position L/R/F	Frequency Band	Channel Number	Frequency (MHz)	Mode/RB	Test setup	Distance	Figure No./Note	Note	EUT Measured Power (dBm)	Tune up (dBm)	Measured SAR 1g (W/kg)	Calculated SAR 1g (W/kg)	Measured SAR 10g (W/kg)	Calculated SAR 10g (W/kg)	Power Drift
0	Head	L	LTE Band71	133222	673	1RB-Low	Cheek Left	0mm	FIG A.343	\	24.37	24.70	0.151	**0.163**	0.089	**0.096**	0.10
0	Head	L	LTE Band71	133222	673	1RB-Low	Tilt Left	0mm	\	\	24.37	24.70	0.077	**0.083**	0.051	**0.055**	-0.08
0	Head	R	LTE Band71	133222	673	1RB-Low	Cheek Right	0mm	\	\	24.37	24.70	0.070	**0.076**	0.035	**0.038**	0.05
0	Head	R	LTE Band71	133222	673	1RB-Low	Tilt Right	0mm	\	\	24.37	24.70	0.062	**0.067**	0.030	**0.032**	-0.12
0	Head	L	LTE Band71	133222	673	50RB-Low	Cheek Left	0mm	\	\	23.10	23.70	0.134	**0.154**	0.076	**0.087**	0.16
0	Head	L	LTE Band71	133222	673	50RB-Low	Tilt Left	0mm	\	\	23.10	23.70	0.070	**0.080**	0.045	**0.052**	0.05
0	Head	R	LTE Band71	133222	673	50RB-Low	Cheek Right	0mm	\	\	23.10	23.70	0.060	**0.069**	0.028	**0.032**	-0.06
0	Head	R	LTE Band71	133222	673	50RB-Low	Tilt Right	0mm	\	\	23.10	23.70	0.055	**0.063**	0.025	**0.029**	0.08
0	Body	F	LTE Band71	133322	688	1RB-Low	Front	0mm	\	\	16.25	17.20	0.218	**0.271**	0.128	**0.159**	-0.17
0	Body	F	LTE Band71	133322	688	1RB-Low	Rear	0mm	\	\	16.25	17.20	0.078	**0.097**	0.049	**0.061**	-0.12
0	Body	F	LTE Band71	133322	688	1RB-Low	Right	0mm	\	\	16.25	17.20	0.545	**0.678**	0.233	**0.290**	0.07
0	Body	F	LTE Band71	133322	688	50RB-Low	Front	0mm	\	\	16.33	17.20	0.238	**0.291**	0.139	**0.170**	-0.01
0	Body	F	LTE Band71	133222	673	50RB-Low	Rear	0mm	\	\	16.33	17.20	0.088	**0.108**	0.055	**0.067**	0.16
0	Body	F	LTE Band71	133222	673	50RB-Low	Right	0mm	FIG A.344	\	16.33	17.20	0.566	**0.692**	0.241	**0.294**	-0.07
1	Head	L	LTE Band71	133222	673	1RB-Low	Cheek Left	0mm	FIG A.345	\	23.46	24.00	0.058	**0.066**	0.047	**0.053**	0.04
1	Head	L	LTE Band71	133222	673	1RB-Low	Tilt Left	0mm	\	\	23.46	24.00	0.046	**0.052**	0.035	**0.040**	0.18
1	Head	R	LTE Band71	133222	673	1RB-Low	Cheek Right	0mm	\	\	23.46	24.00	0.038	**0.043**	0.022	**0.025**	0.17
1	Head	R	LTE Band71	133222	673	1RB-Low	Tilt Right	0mm	\	\	23.46	24.00	0.031	**0.035**	0.017	**0.019**	0.01
1	Head	L	LTE Band71	133222	673	50RB-Low	Cheek Left	0mm	\	\	22.45	23.00	0.044	**0.050**	0.033	**0.037**	-0.03
1	Head	L	LTE Band71	133222	673	50RB-Low	Tilt Left	0mm	\	\	22.45	23.00	0.042	**0.048**	0.031	**0.035**	-0.13
1	Head	R	LTE Band71	133222	673	50RB-Low	Cheek Right	0mm	\	\	22.45	23.00	0.029	**0.033**	0.015	**0.017**	0.17
1	Head	R	LTE Band71	133222	673	50RB-Low	Tilt Right	0mm	\	\	22.45	23.00	0.024	**0.027**	0.011	**0.012**	0.15
1	Body	F	LTE Band71	133222	673	1RB-Low	Front	9mm	\	\	23.46	24.00	0.222	**0.251**	0.145	**0.164**	-0.02
1	Body	F	LTE Band71	133222	673	1RB-Low	Rear	12mm	\	\	23.46	24.00	0.148	**0.168**	0.104	**0.118**	0.13
1	Body	F	LTE Band71	133222	673	1RB-Low	Right	11mm	\	\	23.46	24.00	0.228	**0.258**	0.145	**0.164**	0.18
1	Body	F	LTE Band71	133222	673	1RB-Low	Bottom	11mm	\	\	23.46	24.00	0.127	**0.144**	0.086	**0.097**	0.03
1	Body	F	LTE Band71	133222	673	50RB-Low	Front	9mm	\	\	22.45	23.00	0.177	**0.201**	0.116	**0.132**	-0.09
1	Body	F	LTE Band71	133222	673	50RB-Low	Rear	12mm	\	\	22.45	23.00	0.121	**0.137**	0.085	**0.096**	-0.08
1	Body	F	LTE Band71	133222	673	50RB-Low	Right	11mm	\	\	22.45	23.00	0.183	**0.208**	0.116	**0.132**	0.03
1	Body	F	LTE Band71	133222	673	50RB-Low	Bottom	11mm	\	\	22.45	23.00	0.121	**0.137**	0.078	**0.089**	0.06
1	Body	F	LTE Band71	133322	688	1RB-Middle	Front	0mm	\	\	19.49	20.00	0.378	**0.425**	0.224	**0.252**	-0.09
1	Body	F	LTE Band71	133322	688	1RB-Middle	Rear	0mm	\	\	19.49	20.00	0.155	**0.174**	0.113	**0.127**	-0.09
1	Body	F	LTE Band71	133322	688	1RB-Middle	Right	0mm	\	\	19.49	20.00	0.362	**0.407**	0.193	**0.217**	-0.10
1	Body	F	LTE Band71	133322	688	1RB-Middle	Bottom	0mm	\	\	19.49	20.00	0.826	**0.929**	0.280	**0.315**	0.12
1	Body	F	LTE Band71	133322	683	1RB-Low	Bottom	0mm	FIG A.346		19.37	20.00	0.805	**0.931**	0.271	**0.313**	0.07
1	Body	F	LTE Band71	133222	673	1RB-Low	Bottom	0mm	\		19.28	20.00	0.779	**0.919**	0.254	**0.300**	-0.14
1	Body	F	LTE Band71	133222	673	50RB-Low	Front	0mm	\	\	19.53	20.00	0.374	**0.417**	0.219	**0.244**	0.03
1	Body	F	LTE Band71	133222	673	50RB-Low	Rear	0mm	\	\	19.53	20.00	0.157	**0.175**	0.115	**0.128**	-0.07
1	Body	F	LTE Band71	133222	673	50RB-Low	Right	0mm	\	\	19.53	20.00	0.347	**0.387**	0.188	**0.209**	0.04
1	Body	F	LTE Band71	133322	688	50RB-Low	Bottom	0mm	\	\	19.26	20.00	0.754	**0.894**	0.239	**0.283**	0.02
1	Body	F	LTE Band71	133322	683	50RB-Low	Bottom	0mm	\	\	19.38	20.00	0.767	**0.885**	0.250	**0.288**	-0.16
1	Body	F	LTE Band71	133222	673	50RB-Low	Bottom	0mm	\	\	19.53	20.00	0.809	**0.901**	0.275	**0.306**	0.11
1	Body	F	LTE Band71	133222	673	100RB	Bottom	0mm	\	\	19.37	20.00	0.733	**0.847**	0.228	**0.264**	-0.09

©Copyright. All rights reserved by CTTL.

15.7 SAR results for NR- Folder Open

ANT	RF Exposure Conditions	Frequency Band	Channel Number	Frequency (MHz)	Mode	Test setup	Distance	Figure No./Note	Note	EUT Measured Power (dBm)	Tune up (dBm)	Measured SAR 1g (W/kg)	Calculated SAR 1g (W/kg)	Measured SAR 10g (W/kg)	Calculated SAR 10g (W/kg)	Power Drift
2	Head	N2	376000	1880	DFT-s-OFDM QPSK	Cheek Left	0mm	\	\	19.83	20.70	0.192	**0.235**	0.110	**0.134**	0.03
2	Head	N2	376000	1880	DFT-s-OFDM QPSK	Tilt Left	0mm	\	\	19.83	20.70	0.210	**0.257**	0.119	**0.145**	0.06
2	Head	N2	376000	1880	DFT-s-OFDM QPSK	Cheek Right	0mm	\	\	19.83	20.70	0.557	**0.681**	0.287	**0.351**	0.09
2	Head	N2	381500	1907.5	DFT-s-OFDM QPSK	Tilt Right	0mm	\	\	19.71	20.70	0.727	**0.913**	0.359	**0.451**	-0.04
2	Head	N2	376000	1880	DFT-s-OFDM QPSK	Tilt Right	0mm	\	\	19.83	20.70	0.720	**0.880**	0.360	**0.440**	0.11
2	Head	N2	370500	1852.5	DFT-s-OFDM QPSK	Tilt Right	0mm	FIG A.347	\	19.75	20.70	0.737	**0.917**	0.364	**0.453**	-0.02
2	Head	N2	376000	1880	CP-OFDM 64QAM	Cheek Right	0mm	\	\	19.77	20.70	0.691	**0.856**	0.346	**0.429**	0.06
2	Body	N2	381500	1907.5	DFT-s-OFDM QPSK	Front	0mm	\	\	14.11	15.20	0.629	**0.808**	0.219	**0.281**	0.05
2	Body	N2	376000	1880	DFT-s-OFDM QPSK	Front	0mm	\	\	14.19	15.20	0.658	**0.830**	0.238	**0.300**	0.08
2	Body	N2	370500	1852.5	DFT-s-OFDM QPSK	Front	0mm	\	\	14.13	15.20	0.644	**0.824**	0.233	**0.298**	0.19
2	Body	N2	376000	1880	DFT-s-OFDM QPSK	Rear	0mm	\	\	14.19	15.20	0.159	**0.201**	0.084	**0.106**	0.18
2	Body	N2	381500	1907.5	DFT-s-OFDM QPSK	Top	0mm	\	\	14.11	15.20	0.740	**0.951**	0.256	**0.329**	0.13
2	Body	N2	376000	1880	DFT-s-OFDM QPSK	Top	0mm	\	\	14.19	15.20	0.788	**0.994**	0.276	**0.348**	-0.12
2	Body	N2	370500	1852.5	DFT-s-OFDM QPSK	Top	0mm	FIG A.348	\	14.13	15.20	0.843	**1.079**	0.297	**0.380**	0.07
2	Body	N2	376000	1880	CP-OFDM 64QAM	Top	0mm	\	\	14.17	15.20	0.769	**0.975**	0.264	**0.335**	0.09
3	Head	N2	381500	1907.5	DFT-s-OFDM QPSK	Cheek Left	0mm	FIG A.349	\	23.84	25.20	0.558	**0.763**	0.313	**0.428**	0.07
3	Head	N2	376000	1880	DFT-s-OFDM QPSK	Cheek Left	0mm	\	\	23.90	25.20	0.470	**0.634**	0.284	**0.383**	-0.07
3	Head	N2	370500	1852.5	DFT-s-OFDM QPSK	Cheek Left	0mm	\	\	23.85	25.20	0.473	**0.645**	0.276	**0.377**	0.05
3	Head	N2	376000	1880	DFT-s-OFDM QPSK	Tilt Left	0mm	\	\	23.90	25.20	0.122	**0.165**	0.077	**0.104**	0.17
3	Head	N2	376000	1880	DFT-s-OFDM QPSK	Cheek Right	0mm	\	\	23.90	25.20	0.084	**0.113**	0.055	**0.074**	0.15
3	Head	N2	376000	1880	DFT-s-OFDM QPSK	Tilt Right	0mm	\	\	23.90	25.20	0.072	**0.097**	0.047	**0.063**	0.01
3	Head	N2	376000	1880	CP-OFDM QPSK	Cheek Left	0mm	\	\	22.40	23.70	0.352	**0.475**	0.221	**0.298**	0.13
3	Body	N2	381500	1907.5	DFT-s-OFDM QPSK	Front	0mm	\	\	14.28	15.70	0.578	**0.802**	0.263	**0.365**	-0.05
3	Body	N2	376000	1880	DFT-s-OFDM QPSK	Front	0mm	FIG A.350	\	14.36	15.70	0.646	**0.879**	0.267	**0.364**	0.02
3	Body	N2	370500	1852.5	DFT-s-OFDM QPSK	Front	0mm	\	\	14.29	15.70	0.544	**0.753**	0.247	**0.342**	-0.17
3	Body	N2	376000	1880	DFT-s-OFDM QPSK	Rear	0mm	\	\	14.36	15.70	0.172	**0.234**	0.091	**0.124**	-0.18
3	Body	N2	381500	1907.5	DFT-s-OFDM QPSK	Right	0mm	\	\	14.28	15.70	0.535	**0.742**	0.231	**0.320**	0.13
3	Body	N2	376000	1880	DFT-s-OFDM QPSK	Right	0mm	\	\	14.36	15.70	0.599	**0.816**	0.234	**0.319**	0.17
3	Body	N2	370500	1852.5	DFT-s-OFDM QPSK	Right	0mm	\	\	14.29	15.70	0.504	**0.697**	0.216	**0.299**	-0.13
3	Body	N2	376000	1880	CP-OFDM 256QAM	Front	0mm	\	\	14.33	15.70	0.610	**0.836**	0.261	**0.358**	-0.09
4	Head	N2	376000	1880	DFT-s-OFDM QPSK	Cheek Left	0mm	\	\	24.26	25.20	0.110	**0.137**	0.072	**0.089**	0.08
4	Head	N2	376000	1880	DFT-s-OFDM QPSK	Tilt Left	0mm	\	\	24.26	25.20	0.051	**0.063**	0.031	**0.038**	0.01
4	Head	N2	380000	1900	DFT-s-OFDM QPSK	Cheek Right	0mm	\	\	24.10	25.20	0.099	**0.128**	0.060	**0.077**	-0.01
4	Head	N2	376000	1880	DFT-s-OFDM QPSK	Cheek Right	0mm	\	\	24.26	25.20	0.119	**0.148**	0.070	**0.087**	0.19
4	Head	N2	372000	1860	DFT-s-OFDM QPSK	Cheek Right	0mm	FIG A.351	\	24.17	25.20	0.151	**0.191**	0.090	**0.114**	0.11
4	Head	N2	376000	1880	DFT-s-OFDM QPSK	Tilt Right	0mm	\	\	24.26	25.20	0.058	**0.072**	0.034	**0.042**	0.06
4	Head	N2	372000	1860	CP-OFDM QPSK	Cheek Right	0mm	\	\	22.59	23.70	0.068	**0.088**	0.041	**0.053**	0.14
4	Body	N2	376000	1880	DFT-s-OFDM QPSK	Front	8mm	\	\	21.05	22.20	0.582	**0.758**	0.293	**0.382**	-0.05
4	Body	N2	376000	1880	DFT-s-OFDM QPSK	Rear	11mm	\	\	21.05	22.20	0.431	**0.562**	0.220	**0.287**	-0.17
4	Body	N2	380000	1900	DFT-s-OFDM QPSK	Bottom	11mm	\	\	20.89	22.20	0.574	**0.776**	0.300	**0.406**	-0.1
4	Body	N2	376000	1880	DFT-s-OFDM QPSK	Bottom	11mm	\	\	21.05	22.20	0.618	**0.805**	0.328	**0.427**	0.08
4	Body	N2	372000	1860	DFT-s-OFDM QPSK	Bottom	11mm	\	\	20.94	22.20	0.663	**0.886**	0.341	**0.456**	0.18
4	Body	N2	376000	1880	DFT-s-OFDM QPSK	Front	0mm	\	\	13.68	15.20	0.649	**0.921**	0.235	**0.333**	0.01
4	Body	N2	376000	1880	DFT-s-OFDM QPSK	Front	0mm	\	\	13.82	15.20	0.742	**1.020**	0.263	**0.361**	0.06
4	Body	N2	376000	1880	DFT-s-OFDM QPSK	Front	0mm	\	\	13.75	15.20	0.622	**0.869**	0.229	**0.320**	-0.16
4	Body	N2	381500	1907.5	DFT-s-OFDM QPSK	Rear	0mm	\	\	13.68	15.20	0.653	**0.927**	0.241	**0.342**	0.09
4	Body	N2	376000	1880	DFT-s-OFDM QPSK	Rear	0mm	FIG A.352	\	13.82	15.20	0.812	**1.116**	0.296	**0.407**	0.14
4	Body	N2	370500	1852.5	DFT-s-OFDM QPSK	Rear	0mm	\	\	13.75	15.20	0.600	**0.838**	0.228	**0.318**	0.12
4	Body	N2	381500	1907.5	DFT-s-OFDM QPSK	Bottom	0mm	\	\	13.68	15.20	0.610	**0.866**	0.225	**0.319**	0.06
4	Body	N2	376000	1880	DFT-s-OFDM QPSK	Bottom	0mm	\	\	13.82	15.20	0.758	**1.042**	0.277	**0.381**	0.17
4	Body	N2	370500	1852.5	DFT-s-OFDM QPSK	Bottom	0mm	\	\	13.75	15.20	0.561	**0.783**	0.214	**0.299**	0.15
4	Body	N2	376000	1880	CP-OFDM 64QAM	Rear	0mm	\	\	13.80	15.20	0.714	**0.986**	0.265	**0.366**	0.13
5	Head	N2	381500	1907.5	DFT-s-OFDM QPSK	Cheek Left	0mm	\	\	22.51	24.50	0.514	**0.813**	0.289	**0.457**	0.04
5	Head	N2	376000	1880	DFT-s-OFDM QPSK	Cheek Left	0mm	\	\	22.72	24.50	0.566	**0.853**	0.317	**0.478**	-0.19
5	Head	N2	370500	1852.5	DFT-s-OFDM QPSK	Cheek Left	0mm	FIG A.353	\	22.65	24.50	0.666	**1.020**	0.366	**0.560**	0.02
5	Head	N2	376000	1880	DFT-s-OFDM QPSK	Tilt Left	0mm	\	\	22.72	24.50	0.189	**0.285**	0.117	**0.176**	-0.12
5	Head	N2	376000	1880	DFT-s-OFDM QPSK	Cheek Right	0mm	\	\	22.72	24.50	0.162	**0.244**	0.097	**0.146**	-0.04
5	Head	N2	376000	1880	DFT-s-OFDM QPSK	Tilt Right	0mm	\	\	22.72	24.50	0.143	**0.215**	0.087	**0.131**	0.02
5	Head	N2	376000	1880	CP-OFDM QPSK	Cheek Left	0mm	\	\	21.94	23.00		**0.000**		**0.000**	
5	Body	N2	381500	1907.5	DFT-s-OFDM QPSK	Front	0mm	\	\	11.79	13.00	0.421	**0.556**	0.183	**0.242**	0.12
5	Body	N2	376000	1880	DFT-s-OFDM QPSK	Front	0mm	FIG A.354	\	11.83	13.00	0.489	**0.640**	0.190	**0.249**	-0.06
5	Body	N2	370500	1852.5	DFT-s-OFDM QPSK	Front	0mm	\	\	11.80	13.00	0.395	**0.521**	0.172	**0.227**	0.13
5	Body	N2	376000	1880	DFT-s-OFDM QPSK	Rear	0mm	\	\	11.83	13.00	0.101	**0.132**	0.046	**0.060**	0.13
5	Body	N2	376000	1880	DFT-s-OFDM QPSK	Right	0mm	\	\	11.83	13.00	0.390	**0.511**	0.135	**0.177**	0.08
5	Body	N2	376000	1880	DFT-s-OFDM QPSK	Top	0mm	\	\	11.83	13.00	0.024	**0.031**	0.012	**0.016**	0.11
5	Body	N2	376000	1880	CP-OFDM 256QAM	Right	0mm	\	\	11.80	13.00	0.370	**0.488**	0.132	**0.174**	-0.17
0	Head	N5	167800	839	DFT-s-OFDM QPSK	Cheek Left	0mm	\	\	24.70	25.70	0.351	**0.442**	0.205	**0.258**	-0.12
0	Head	N5	167300	836.5	DFT-s-OFDM QPSK	Cheek Left	0mm	\	\	24.73	25.70	0.346	**0.433**	0.198	**0.248**	0.01
0	Head	N5	166800	834	DFT-s-OFDM QPSK	Cheek Left	0mm	FIG A.355	\	24.71	25.70	0.367	**0.461**	0.209	**0.263**	0.13
0	Head	N5	167300	836.5	DFT-s-OFDM QPSK	Tilt Left	0mm	\	\	24.73	25.70	0.235	**0.294**	0.150	**0.188**	0.18
0	Head	N5	167300	836.5	DFT-s-OFDM QPSK	Cheek Right	0mm	\	\	24.73	25.70	0.252	**0.315**	0.158	**0.198**	-0.01
0	Head	N5	167300	836.5	DFT-s-OFDM QPSK	Tilt Right	0mm	\	\	24.73	25.70	0.177	**0.221**	0.103	**0.129**	0.15
0	Head	N5	166800	834	CP-OFDM QPSK	Cheek Left	0mm	\	\	23.73	24.20	0.293	**0.326**	0.169	**0.188**	0.19
0	Body	N5	167300	836.5	DFT-s-OFDM QPSK	Front	0mm	\	\	16.66	17.70	0.302	**0.384**	0.151	**0.192**	-0.01
0	Body	N5	167300	836.5	DFT-s-OFDM QPSK	Rear	0mm	\	\	16.66	17.70	0.104	**0.132**	0.060	**0.076**	-0.1
0	Body	N5	169300	846.5	DFT-s-OFDM QPSK	Right	0mm	\	\	16.57	17.70	0.580	**0.752**	0.252	**0.327**	-0.12
0	Body	N5	167300	836.5	DFT-s-OFDM QPSK	Right	0mm	\	\	16.66	17.70	0.612	**0.778**	0.261	**0.332**	0.07
0	Body	N5	165300	826.5	DFT-s-OFDM QPSK	Right	0mm	FIG A.356	\	16.59	17.70	0.663	**0.856**	0.278	**0.359**	0.06
0	Body	N5	167300	836.5	CP-OFDM 16QAM	Right	0mm	\	\	16.63	17.70	0.602	**0.770**	0.257	**0.329**	-0.18
1	Head	N5	167300	836.5	DFT-s-OFDM QPSK	Cheek Left	0mm	\	\	24.05	25.40	0.042	**0.057**	0.034	**0.046**	0.13
1	Head	N5	167300	836.5	DFT-s-OFDM QPSK	Tilt Left	0mm	\	\	24.05	25.40	0.038	**0.052**	0.032	**0.044**	0.01
1	Head	N5	167800	839	DFT-s-OFDM QPSK	Cheek Right	0mm	\	\	23.93	25.40	0.058	**0.081**	0.046	**0.065**	-0.05
1	Head	N5	167300	836.5	DFT-s-OFDM QPSK	Cheek Right	0mm	\	\	24.05	25.40	0.060	**0.082**	0.048	**0.065**	-0.16
1	Head	N5	166800	834	DFT-s-OFDM QPSK	Cheek Right	0mm	FIG A.357	\	24.01	25.40	0.062	**0.085**	0.050	**0.069**	0.06
1	Head	N5	167300	836.5	DFT-s-OFDM QPSK	Tilt Right	0mm	\	\	24.05	25.40	0.037	**0.050**	0.030	**0.041**	-0.13
1	Head	N5	166800	834	CP-OFDM QPSK	Cheek Right	0mm	\	\	23.10	23.90	0.044	**0.053**	0.035	**0.042**	-0.13
1	Body	N5	167300	836.5	DFT-s-OFDM QPSK	Front	9mm	\	\	24.05	25.40	0.434	**0.592**	0.262	**0.358**	-0.08
1	Body	N5	167300	836.5	DFT-s-OFDM QPSK	Rear	12mm	\	\	24.05	25.40	0.190	**0.259**	0.125	**0.171**	-0.14
1	Body	N5	167300	836.5	DFT-s-OFDM QPSK	Right	11mm	\	\	24.05	25.40	0.243	**0.332**	0.151	**0.206**	0.18
1	Body	N5	167300	836.5	DFT-s-OFDM QPSK	Bottom	11mm	\	\	24.05	25.40	0.220	**0.300**	0.143	**0.195**	-0.12
1	Body	N5	167300	836.5	DFT-s-OFDM QPSK	Front	0mm	\	\	17.73	19.40	0.380	**0.558**	0.249	**0.366**	-0.12
1	Body	N5	167300	836.5	DFT-s-OFDM QPSK	Rear	0mm	\	\	17.73	19.40	0.198	**0.291**	0.143	**0.210**	0.14
1	Body	N5	167300	836.5	DFT-s-OFDM QPSK	Right	0mm	\	\	17.73	19.40	0.263	**0.386**	0.138	**0.203**	0.1
1	Body	N5	167800	839	DFT-s-OFDM QPSK	Bottom	0mm	\	\	17.64	19.40	0.406	**0.609**	0.173	**0.259**	0.12
1	Body	N5	167300	836.5	DFT-s-OFDM QPSK	Bottom	0mm	\	\	17.73	19.40	0.506	**0.743**	0.199	**0.292**	-0.02
1	Body	N5	166800	834	DFT-s-OFDM QPSK	Bottom	0mm	FIG A.358	\	17.70	19.40	0.524	**0.775**	0.202	**0.299**	0.03
1	Body	N5	167300	836.5	CP-OFDM 64QAM	Bottom	0mm	\	\	17.68	19.40	0.489	**0.727**	0.197	**0.293**	-0.19

©Copyright. All rights reserved by CTTL.

ANT	RF Exposure Conditions	Frequency Band	Channel Number	Frequency (MHz)	Mode	Test setup	Distance	Figure No./Note	Note	EUT Measured Power (dBm)	Tune up (dBm)	Measured SAR 1g (W/kg)	Calculated SAR 1g (W/kg)	Measured SAR 10g (W/kg)	Calculated SAR 10g (W/kg)	Power Drift
2	Head	N7	507000	2535	DFT-s-OFDM QPSK	Cheek Left	0mm	\	\	18.30	19.20	0.214	**0.263**	0.105	**0.129**	0.12
2	Head	N7	507000	2535	DFT-s-OFDM QPSK	Tilt Left	0mm	\	\	18.30	19.20	0.335	**0.412**	0.159	**0.196**	0.18
2	Head	N7	507000	2535	DFT-s-OFDM QPSK	Cheek Right	0mm	\	\	18.30	19.20	0.561	**0.690**	0.272	**0.335**	0.06
2	Head	N7	513500	2567.5	DFT-s-OFDM QPSK	Tilt Right	0mm	\	\	18.14	19.20	0.721	**0.920**	0.327	**0.417**	0.04
2	Head	N7	507000	2535	DFT-s-OFDM QPSK	Tilt Right	0mm	FIG A.359	\	18.30	19.20	0.871	**1.072**	0.396	**0.487**	0.17
2	Head	N7	500500	2502.5	DFT-s-OFDM QPSK	Tilt Right	0mm	\	\	18.25	19.20	0.686	**0.854**	0.312	**0.388**	0.04
2	Head	N7	507000	2535	CP-OFDM QPSK	Tilt Right	0mm	\	\	18.27	19.20	0.754	**0.934**	0.339	**0.420**	0.15
2	Head	N7	507000	2535	DFT-s-OFDM QPSK	Cheek Left	0mm	\	Note1	17.32	18.20	0.120	**0.147**	0.059	**0.072**	0.04
2	Head	N7	507000	2535	DFT-s-OFDM QPSK	Tilt Left	0mm	\	Note1	17.32	18.20	0.188	**0.230**	0.090	**0.110**	0.19
2	Head	N7	507000	2535	DFT-s-OFDM QPSK	Cheek Right	0mm	\	Note1	17.32	18.20	0.316	**0.387**	0.154	**0.189**	0.08
2	Head	N7	513500	2567.5	DFT-s-OFDM QPSK	Tilt Right	0mm	\	Note1	17.16	18.20	0.406	**0.516**	0.185	**0.235**	-0.02
2	Head	N7	507000	2535	DFT-s-OFDM QPSK	Tilt Right	0mm	\	Note1	17.32	18.20	0.490	**0.600**	0.224	**0.274**	-0.16
2	Head	N7	500500	2502.5	DFT-s-OFDM QPSK	Tilt Right	0mm	\	Note1	17.27	18.20	0.386	**0.478**	0.176	**0.218**	-0.13
2	Head	N7	507000	2535	CP-OFDM QPSK	Tilt Right	0mm	\	Note1	17.29	18.20	0.424	**0.523**	0.192	**0.237**	0.08
2	Body	N7	507000	2535	DFT-s-OFDM QPSK	Front	0mm	\	\	10.05	11.20	0.408	**0.532**	0.125	**0.163**	-0.18
2	Body	N7	507000	2535	DFT-s-OFDM QPSK	Rear	0mm	\	\	10.05	11.20	0.095	**0.124**	0.036	**0.047**	0.12
2	Body	N7	513500	2567.5	DFT-s-OFDM QPSK	Top	0mm	\	\	9.95	11.20	0.581	**0.775**	0.187	**0.249**	-0.12
2	Body	N7	507000	2535	DFT-s-OFDM QPSK	Top	0mm	\	\	10.05	11.20	0.634	**0.826**	0.203	**0.265**	-0.11
2	Body	N7	500500	2502.5	DFT-s-OFDM QPSK	Top	0mm	FIG A.360	\	10.00	11.20	0.649	**0.856**	0.206	**0.272**	0.03
2	Body	N7	507000	2535	CP-OFDM QPSK	Top	0mm	\	\	10.01	11.20	0.616	**0.810**	0.199	**0.262**	-0.03
3	Head	N7	510000	2550	DFT-s-OFDM QPSK	Cheek Left	0mm	FIG A.361	\	24.29	25.20	0.563	**0.694**	0.284	**0.350**	-0.07
3	Head	N7	507000	2535	DFT-s-OFDM QPSK	Cheek Left	0mm	\	\	24.31	25.20	0.555	**0.681**	0.280	**0.344**	0.17
3	Head	N7	504000	2520	DFT-s-OFDM QPSK	Cheek Left	0mm	\	\	24.27	25.20	0.547	**0.678**	0.274	**0.339**	-0.18
3	Head	N7	507000	2535	DFT-s-OFDM QPSK	Tilt Left	0mm	\	\	24.31	25.20	0.154	**0.189**	0.082	**0.101**	0.09
3	Head	N7	507000	2535	DFT-s-OFDM QPSK	Cheek Right	0mm	\	\	24.31	25.20	0.106	**0.130**	0.059	**0.072**	0.19
3	Head	N7	507000	2535	DFT-s-OFDM QPSK	Tilt Right	0mm	\	\	24.31	25.20	0.091	**0.112**	0.050	**0.061**	0.06
3	Head	N7	507000	2535	CP-OFDM QPSK	Cheek Left	0mm	\	\	22.60	23.70	0.446	**0.575**	0.235	**0.303**	0.05
3	Body	N7	507000	2535	DFT-s-OFDM QPSK	Front	0mm	\	\	12.50	13.70	0.578	**0.762**	0.202	**0.266**	-0.18
3	Body	N7	507000	2535	DFT-s-OFDM QPSK	Rear	0mm	\	\	12.50	13.70	0.180	**0.237**	0.074	**0.098**	-0.01
3	Body	N7	510000	2550	DFT-s-OFDM QPSK	Right	0mm	FIG A.362	\	12.49	13.70	0.654	**0.864**	0.206	**0.272**	0.03
3	Body	N7	507000	2535	DFT-s-OFDM QPSK	Right	0mm	\	\	12.50	13.70	0.639	**0.842**	0.201	**0.265**	-0.12
3	Body	N7	504000	2520	DFT-s-OFDM QPSK	Right	0mm	\	\	12.48	13.70	0.627	**0.830**	0.198	**0.262**	-0.13
3	Body	N7	507000	2535	CP-OFDM QPSK	Right	0mm	\	\	12.44	13.70	0.628	**0.839**	0.199	**0.266**	-0.17
4	Head	N7	510000	2550	DFT-s-OFDM QPSK	Cheek Left	0mm	FIG A.363	\	24.45	25.20	0.048	**0.057**	0.027	**0.032**	0.01
4	Head	N7	507000	2535	DFT-s-OFDM QPSK	Cheek Left	0mm	\	\	24.50	25.20	0.045	**0.053**	0.026	**0.031**	0.03
4	Head	N7	504000	2520	DFT-s-OFDM QPSK	Cheek Left	0mm	\	\	24.47	25.20	0.046	**0.054**	0.026	**0.031**	0.09
4	Head	N7	507000	2535	DFT-s-OFDM QPSK	Tilt Left	0mm	\	\	24.50	25.20	0.020	**0.023**	0.011	**0.013**	-0.01
4	Head	N7	507000	2535	DFT-s-OFDM QPSK	Cheek Right	0mm	\	\	24.50	25.20	0.015	**0.018**	0.009	**0.011**	0.11
4	Head	N7	507000	2535	DFT-s-OFDM QPSK	Tilt Right	0mm	\	\	24.50	25.20	0.014	**0.016**	0.009	**0.011**	0.19
4	Head	N7	507000	2535	CP-OFDM QPSK	Cheek Left	0mm	\	\	23.02	23.70	0.022	**0.026**	0.013	**0.015**	0.17
4	Body	N7	507000	2535	DFT-s-OFDM QPSK	Front	8mm	\	\	22.83	23.70	0.652	**0.797**	0.302	**0.369**	0.19
4	Body	N7	507000	2535	DFT-s-OFDM QPSK	Rear	11mm	\	\	22.83	23.70	0.475	**0.580**	0.233	**0.285**	0.03
4	Body	N7	510000	2550	DFT-s-OFDM QPSK	Bottom	11mm	\	\	22.78	23.70	0.910	**1.125**	0.433	**0.535**	0.03
4	Body	N7	507000	2535	DFT-s-OFDM QPSK	Bottom	11mm	FIG A.364	\	22.83	23.70	0.931	**1.137**	0.437	**0.534**	-0.07
4	Body	N7	504000	2520	DFT-s-OFDM QPSK	Bottom	11mm	\	\	22.80	23.70	0.858	**1.056**	0.415	**0.511**	0.02
4	Body	N7	507000	2535	DFT-s-OFDM QPSK	Front	0mm	\	\	13.48	14.20	0.537	**0.634**	0.211	**0.249**	0.03
4	Body	N7	507000	2535	DFT-s-OFDM QPSK	Rear	0mm	\	\	13.48	14.20	0.554	**0.654**	0.216	**0.255**	-0.02
4	Body	N7	507000	2535	DFT-s-OFDM QPSK	Bottom	0mm	\	\	13.48	14.20	0.398	**0.470**	0.144	**0.170**	-0.01
4	Body	N7	507000	2535	CP-OFDM QPSK	Bottom	11mm	\	\	22.79	23.70	0.873	**1.077**	0.422	**0.520**	0.16
5	Head	N7	510000	2550	DFT-s-OFDM QPSK	Cheek Left	0mm	\	\	22.57	24.50	0.687	**1.071**	0.329	**0.513**	-0.13
5	Head	N7	507000	2535	DFT-s-OFDM QPSK	Cheek Left	0mm	FIG A.365	\	22.62	24.50	0.723	**1.115**	0.349	**0.538**	-0.03
5	Head	N7	504000	2520	DFT-s-OFDM QPSK	Cheek Left	0mm	\	\	22.59	24.50	0.674	**1.046**	0.323	**0.501**	0.18
5	Head	N7	507000	2535	DFT-s-OFDM QPSK	Tilt Left	0mm	\	\	22.62	24.50	0.205	**0.316**	0.111	**0.171**	-0.01
5	Head	N7	507000	2535	DFT-s-OFDM QPSK	Cheek Right	0mm	\	\	22.62	24.50	0.176	**0.271**	0.093	**0.143**	-0.04
5	Head	N7	507000	2535	DFT-s-OFDM QPSK	Tilt Right	0mm	\	\	22.62	24.50	0.155	**0.239**	0.082	**0.126**	-0.11
5	Head	N7	507000	2535	CP-OFDM QPSK	Cheek Left	0mm	\	\	21.88	23.00	0.526	**0.681**	0.291	**0.377**	0.16
5	Body	N7	510000	2550	DFT-s-OFDM QPSK	Front	0mm	\	\	11.72	13.50	0.604	**0.910**	0.205	**0.309**	0.15
5	Body	N7	507000	2535	DFT-s-OFDM QPSK	Front	0mm	\	\	11.77	13.50	0.572	**0.852**	0.213	**0.317**	-0.09
5	Body	N7	504000	2520	DFT-s-OFDM QPSK	Front	0mm	\	\	11.73	13.50	0.679	**1.021**	0.230	**0.346**	0.01
5	Body	N7	507000	2535	DFT-s-OFDM QPSK	Rear	0mm	\	\	11.77	13.50	0.128	**0.191**	0.059	**0.088**	-0.02
5	Body	N7	510000	2550	DFT-s-OFDM QPSK	Right	0mm	\	\	11.72	13.50	0.665	**1.002**	0.223	**0.336**	0.14
5	Body	N7	507000	2535	DFT-s-OFDM QPSK	Right	0mm	\	\	11.77	13.50	0.630	**0.938**	0.231	**0.344**	-0.02
5	Body	N7	504000	2520	DFT-s-OFDM QPSK	Right	0mm	FIG A.366	\	11.73	13.50	0.748	**1.124**	0.250	**0.376**	0.09
5	Body	N7	507000	2535	DFT-s-OFDM QPSK	Top	0mm	\	\	11.77	13.50	0.061	**0.091**	0.025	**0.037**	0.19
5	Body	N7	507000	2535	CP-OFDM 16QAM	Right	0mm	\	\	11.70	13.50	0.612	**0.926**	0.221	**0.334**	-0.12
0	Head	N12	141700	708.5	DFT-s-OFDM QPSK	Cheek Left	0mm	\	\	24.62	25.70	0.433	**0.555**	0.219	**0.281**	-0.03
0	Head	N12	141500	707.5	DFT-s-OFDM QPSK	Cheek Left	0mm	\	\	24.69	25.70	0.427	**0.539**	0.211	**0.266**	-0.07
0	Head	N12	141300	706.5	DFT-s-OFDM QPSK	Cheek Left	0mm	FIG A.367	\	24.60	25.70	0.453	**0.584**	0.223	**0.287**	-0.01
0	Head	N12	141500	707.5	DFT-s-OFDM QPSK	Tilt Left	0mm	\	\	24.69	25.70	0.290	**0.366**	0.160	**0.202**	0.18
0	Head	N12	141500	707.5	DFT-s-OFDM QPSK	Cheek Right	0mm	\	\	24.69	25.70	0.311	**0.392**	0.169	**0.213**	-0.16
0	Head	N12	141500	707.5	DFT-s-OFDM QPSK	Tilt Right	0mm	\	\	24.69	25.70	0.218	**0.275**	0.110	**0.139**	0.13
0	Head	N12	141500	707.5	CP-OFDM QPSK	Cheek Left	0mm	\	\	23.58	24.20	0.362	**0.418**	0.180	**0.208**	0.09
0	Body	N12	141500	707.5	DFT-s-OFDM QPSK	Front	0mm	\	\	18.08	19.20	0.151	**0.195**	0.073	**0.094**	-0.14
0	Body	N12	141500	707.5	DFT-s-OFDM QPSK	Rear	0mm	\	\	18.08	19.20	0.046	**0.060**	0.025	**0.032**	0.03
0	Body	N12	141700	708.5	DFT-s-OFDM QPSK	Right	0mm	\	\	18.03	19.20	0.153	**0.200**	0.070	**0.092**	-0.12
0	Body	N12	141500	707.5	DFT-s-OFDM QPSK	Right	0mm	\	\	18.08	19.20	0.176	**0.228**	0.075	**0.097**	-0.04
0	Body	N12	141300	706.5	DFT-s-OFDM QPSK	Right	0mm	FIG A.368	\	18.01	19.20	0.237	**0.312**	0.091	**0.120**	-0.09
0	Body	N12	141300	706.5	CP-OFDM QPSK	Right	0mm	\	\	18.05	19.20	0.162	**0.211**	0.071	**0.093**	0.14
1	Head	N12	141500	707.5	DFT-s-OFDM QPSK	Cheek Left	0mm	\	\	24.77	25.40	0.036	**0.042**	0.029	**0.034**	0.06
1	Head	N12	141500	707.5	DFT-s-OFDM QPSK	Tilt Left	0mm	\	\	24.77	25.40	0.032	**0.037**	0.027	**0.031**	0.07
1	Head	N12	141700	708.5	DFT-s-OFDM QPSK	Cheek Right	0mm	\	\	24.62	25.40	0.050	**0.060**	0.039	**0.047**	0.13
1	Head	N12	141500	707.5	DFT-s-OFDM QPSK	Cheek Right	0mm	\	\	24.77	25.40	0.051	**0.059**	0.040	**0.046**	0.05
1	Head	N12	141300	706.5	DFT-s-OFDM QPSK	Cheek Right	0mm	FIG A.369	\	24.59	25.40	0.053	**0.064**	0.042	**0.051**	0.1
1	Head	N12	141500	707.5	DFT-s-OFDM QPSK	Tilt Right	0mm	\	\	24.77	25.40	0.032	**0.037**	0.025	**0.029**	0.02
1	Head	N12	141500	707.5	CP-OFDM 16QAM	Cheek Right	0mm	\	\	23.59	23.90	0.038	**0.041**	0.029	**0.031**	-0.05
1	Body	N12	141500	707.5	DFT-s-OFDM QPSK	Front	9mm	\	\	24.77	25.40	0.194	**0.224**	0.129	**0.149**	-0.19
1	Body	N12	141500	707.5	DFT-s-OFDM QPSK	Rear	12mm	\	\	24.77	25.40	0.091	**0.105**	0.066	**0.076**	-0.03
1	Body	N12	141500	707.5	DFT-s-OFDM QPSK	Right	11mm	\	\	24.77	25.40	0.134	**0.155**	0.090	**0.104**	-0.08
1	Body	N12	141500	707.5	DFT-s-OFDM QPSK	Bottom	11mm	\	\	24.77	25.40	0.118	**0.136**	0.083	**0.096**	-0.13
1	Body	N12	141500	707.5	DFT-s-OFDM QPSK	Front	0mm	\	\	19.58	20.40	0.500	**0.604**	0.254	**0.307**	-0.03
1	Body	N12	141500	707.5	DFT-s-OFDM QPSK	Rear	0mm	\	\	19.58	20.40	0.188	**0.227**	0.116	**0.140**	0.13
1	Body	N12	141500	707.5	DFT-s-OFDM QPSK	Right	0mm	\	\	19.58	20.40	0.392	**0.473**	0.167	**0.202**	0.02
1	Body	N12	141700	708.5	DFT-s-OFDM QPSK	Bottom	0mm	\	\	19.48	20.40	0.648	**0.801**	0.239	**0.295**	0.07
1	Body	N12	141500	707.5	DFT-s-OFDM QPSK	Bottom	0mm	FIG A.370	\	19.58	20.40	0.727	**0.878**	0.251	**0.303**	0.01
1	Body	N12	141300	706.5	DFT-s-OFDM QPSK	Bottom	0mm	\	\	19.47	20.40	0.702	**0.870**	0.213	**0.264**	0.01
1	Body	N12	141500	707.5	CP-OFDM 16QAM	Bottom	0mm	\	\	19.54	20.40	0.411	**0.501**	0.179	**0.218**	0.18

©Copyright. All rights reserved by CTTL.

ANT	RF Exposure Conditions	Frequency Band	Channel Number	Frequency (MHz)	Mode	Test setup	Distance	Figure No./Note	Note	EUT Measured Power (dBm)	Tune up (dBm)	Measured SAR 1g (W/kg)	Calculated SAR 1g (W/kg)	Measured SAR 10g (W/kg)	Calculated SAR 10g (W/kg)	Power Drift
2	Head	N25	376500	1882.5	DFT-s-OFDM QPSK	Cheek Left	0mm	\	\	19.83	20.70	0.206	**0.252**	0.109	**0.133**	-0.09
2	Head	N25	376500	1882.5	DFT-s-OFDM QPSK	Tilt Left	0mm	\	\	19.83	20.70	0.322	**0.393**	0.165	**0.202**	0.07
2	Head	N25	376500	1882.5	DFT-s-OFDM QPSK	Cheek Right	0mm	\	\	19.83	20.70	0.540	**0.660**	0.282	**0.345**	-0.16
2	Head	N25	379000	1895	DFT-s-OFDM QPSK	Tilt Right	0mm	\	\	19.70	20.70	0.694	**0.874**	0.339	**0.427**	-0.04
2	Head	N25	376500	1882.5	DFT-s-OFDM QPSK	Tilt Right	0mm	FIG A.371	\	19.83	20.70	0.838	**1.024**	0.411	**0.502**	0.01
2	Head	N25	374000	1870	DFT-s-OFDM QPSK	Tilt Right	0mm	\	\	19.75	20.70	0.660	**0.821**	0.324	**0.403**	0.11
2	Head	N25	376500	1882.5	CP-OFDM QPSK	Tilt Right	0mm	\	\	19.82	20.70	0.725	**0.888**	0.352	**0.431**	0.11
2	Head	N25	376500	1882.5	DFT-s-OFDM QPSK	Cheek Left	0mm	\	Note1	18.86	19.70	0.090	**0.109**	0.050	**0.061**	0.03
2	Head	N25	376500	1882.5	DFT-s-OFDM QPSK	Tilt Left	0mm	\	Note1	18.86	19.70	0.140	**0.170**	0.076	**0.092**	0.01
2	Head	N25	376500	1882.5	DFT-s-OFDM QPSK	Cheek Right	0mm	\	Note1	18.86	19.70	0.235	**0.285**	0.130	**0.158**	-0.12
2	Head	N25	379000	1895	DFT-s-OFDM QPSK	Tilt Right	0mm	\	Note1	18.73	19.70	0.302	**0.378**	0.157	**0.196**	0.02
2	Head	N25	376500	1882.5	DFT-s-OFDM QPSK	Tilt Right	0mm	\	Note1	18.86	19.70	0.365	**0.443**	0.190	**0.231**	0.07
2	Head	N25	374000	1870	DFT-s-OFDM QPSK	Tilt Right	0mm	\	Note1	18.78	19.70	0.287	**0.355**	0.150	**0.185**	0.02
2	Head	N25	376500	1882.5	CP-OFDM QPSK	Tilt Right	0mm	\	Note1	18.85	19.70	0.316	**0.384**	0.163	**0.198**	0.18
2	Body	N25	376500	1882.5	DFT-s-OFDM QPSK	Front	0mm	\	\	13.70	14.70	0.731	**0.920**	0.301	**0.379**	0.01
2	Body	N25	376500	1882.5	DFT-s-OFDM QPSK	Rear	0mm	\	\	13.70	14.70	0.222	**0.279**	0.093	**0.117**	-0.07
2	Body	N25	379000	1895	DFT-s-OFDM QPSK	Top	0mm	\	\	13.61	14.70	0.703	**0.904**	0.254	**0.326**	-0.1
2	Body	N25	376500	1882.5	DFT-s-OFDM QPSK	Top	0mm	\	\	13.70	14.70	0.714	**0.899**	0.260	**0.327**	0.06
2	Body	N25	374000	1870	DFT-s-OFDM QPSK	Top	0mm	FIG A.372	\	13.65	14.70	0.736	**0.937**	0.268	**0.341**	0.01
2	Body	N25	376500	1882.5	CP-OFDM QPSK	Top	0mm	\	\	13.69	14.70	0.724	**0.914**	0.266	**0.336**	0.08
3	Head	N25	379000	1895	DFT-s-OFDM QPSK	Cheek Left	0mm	FIG A.373	\	24.07	25.20	0.377	**0.489**	0.224	**0.291**	-0.07
3	Head	N25	376500	1882.5	DFT-s-OFDM QPSK	Cheek Left	0mm	\	\	24.14	25.20	0.317	**0.405**	0.203	**0.259**	0.01
3	Head	N25	374000	1870	DFT-s-OFDM QPSK	Cheek Left	0mm	\	\	24.03	25.20	0.320	**0.419**	0.197	**0.258**	-0.03
3	Head	N25	376500	1882.5	DFT-s-OFDM QPSK	Tilt Left	0mm	\	\	24.14	25.20	0.082	**0.105**	0.055	**0.070**	0.06
3	Head	N25	376500	1882.5	DFT-s-OFDM QPSK	Cheek Right	0mm	\	\	24.14	25.20	0.057	**0.073**	0.039	**0.050**	-0.1
3	Head	N25	376500	1882.5	DFT-s-OFDM QPSK	Tilt Right	0mm	\	\	24.14	25.20	0.049	**0.063**	0.033	**0.042**	-0.03
3	Head	N25	376500	1882.5	CP-OFDM QPSK	Cheek Left	0mm	\	\	22.59	23.70	0.238	**0.307**	0.158	**0.204**	-0.09
3	Body	N25	379000	1895	DFT-s-OFDM QPSK	Front	0mm	\	\	14.43	15.70	0.797	**1.068**	0.323	**0.433**	0.11
3	Body	N25	376500	1882.5	DFT-s-OFDM QPSK	Front	0mm	\	\	14.49	15.70	0.735	**0.971**	0.311	**0.411**	-0.13
3	Body	N25	374000	1870	DFT-s-OFDM QPSK	Front	0mm	\	\	14.41	15.70	0.705	**0.949**	0.298	**0.401**	0.09
3	Body	N25	376500	1882.5	DFT-s-OFDM QPSK	Rear	0mm	\	\	14.49	15.70	0.254	**0.336**	0.126	**0.166**	-0.01
3	Body	N25	379000	1895	DFT-s-OFDM QPSK	Right	0mm	FIG A.374	\	14.43	15.70	0.852	**1.141**	0.321	**0.430**	0.08
3	Body	N25	376500	1882.5	DFT-s-OFDM QPSK	Right	0mm	\	\	14.49	15.70	0.855	**1.130**	0.322	**0.425**	0.06
3	Body	N25	374000	1870	DFT-s-OFDM QPSK	Right	0mm	\	\	14.41	15.70	0.820	**1.104**	0.309	**0.416**	-0.07
3	Body	N25	376500	1882.5	CP-OFDM 16QAM	Right	0mm	\	\	14.42	15.70	0.841	**1.129**	0.318	**0.427**	0.19
4	Head	N25	376500	1882.5	DFT-s-OFDM QPSK	Cheek Left	0mm	\	\	24.09	25.20	0.128	**0.165**	0.086	**0.111**	-0.11
4	Head	N25	376500	1882.5	DFT-s-OFDM QPSK	Tilt Left	0mm	\	\	24.09	25.20	0.054	**0.070**	0.025	**0.032**	-0.15
4	Head	N25	379000	1895	DFT-s-OFDM QPSK	Cheek Right	0mm	\	\	23.96	25.20	0.137	**0.182**	0.083	**0.110**	0.14
4	Head	N25	376500	1882.5	DFT-s-OFDM QPSK	Cheek Right	0mm	\	\	24.09	25.20	0.160	**0.207**	0.096	**0.124**	-0.07
4	Head	N25	374000	1870	DFT-s-OFDM QPSK	Cheek Right	0mm	FIG A.375	\	24.01	25.20	0.174	**0.229**	0.104	**0.137**	0.16
4	Head	N25	376500	1882.5	DFT-s-OFDM QPSK	Tilt Right	0mm	\	\	24.09	25.20	0.061	**0.079**	0.032	**0.041**	-0.05
4	Head	N25	376500	1882.5	CP-OFDM QPSK	Cheek Right	0mm	\	\	22.67	23.70	0.078	**0.099**	0.047	**0.060**	0.05
4	Body	N25	379000	1895	DFT-s-OFDM QPSK	Front	8mm	\	\	21.93	23.20	0.375	**0.502**	0.194	**0.260**	0.1
4	Body	N25	376500	1882.5	DFT-s-OFDM QPSK	Front	8mm	\	\	22.05	23.20	0.414	**0.540**	0.219	**0.285**	-0.09
4	Body	N25	374000	1870	DFT-s-OFDM QPSK	Front	8mm	FIG A.376	\	21.97	23.20	0.435	**0.577**	0.224	**0.297**	0.13
4	Body	N25	376500	1882.5	DFT-s-OFDM QPSK	Rear	11mm	\	\	22.05	23.20	0.313	**0.408**	0.166	**0.216**	0.12
4	Body	N25	376500	1882.5	DFT-s-OFDM QPSK	Bottom	11mm	\	\	22.05	23.20	0.320	**0.417**	0.182	**0.237**	-0.16
4	Body	N25	376500	1882.5	DFT-s-OFDM QPSK	Front	0mm	\	\	14.25	15.20	0.389	**0.484**	0.163	**0.203**	0.01
4	Body	N25	376500	1882.5	DFT-s-OFDM QPSK	Rear	0mm	\	\	14.25	15.20	0.318	**0.396**	0.147	**0.183**	0.05
4	Body	N25	376500	1882.5	DFT-s-OFDM QPSK	Bottom	0mm	\	\	14.25	15.20	0.399	**0.497**	0.171	**0.213**	-0.08
4	Body	N25	376500	1882.5	CP-OFDM QPSK	Front	8mm	\	\	22.00	23.20	0.407	**0.537**	0.211	**0.278**	0.16
5	Head	N25	379000	1895	DFT-s-OFDM QPSK	Cheek Left	0mm	\	\	22.80	24.50	0.573	**0.848**	0.321	**0.475**	0.18
5	Head	N25	376500	1882.5	DFT-s-OFDM QPSK	Cheek Left	0mm	FIG A.377	\	22.93	24.50	0.600	**0.861**	0.336	**0.482**	-0.01
5	Head	N25	374000	1870	DFT-s-OFDM QPSK	Cheek Left	0mm	\	\	22.85	24.50	0.565	**0.826**	0.317	**0.464**	0.16
5	Head	N25	376500	1882.5	DFT-s-OFDM QPSK	Tilt Left	0mm	\	\	22.93	24.50	0.170	**0.244**	0.107	**0.154**	0.12
5	Head	N25	376500	1882.5	DFT-s-OFDM QPSK	Cheek Right	0mm	\	\	22.93	24.50	0.146	**0.210**	0.089	**0.128**	0.09
5	Head	N25	376500	1882.5	DFT-s-OFDM QPSK	Tilt Right	0mm	\	\	22.93	24.50	0.129	**0.185**	0.080	**0.115**	-0.08
5	Head	N25	376500	1882.5	CP-OFDM QPSK	Tilt Right	0mm	\	\	22.08	23.00	0.451	**0.557**	0.291	**0.360**	0.05
5	Body	N25	379000	1895	DFT-s-OFDM QPSK	Front	0mm	\	\	12.28	14.00	0.486	**0.722**	0.214	**0.318**	0.15
5	Body	N25	376500	1882.5	DFT-s-OFDM QPSK	Front	0mm	FIG A.378	\	12.35	14.00	0.565	**0.826**	0.217	**0.317**	-0.18
5	Body	N25	374000	1870	DFT-s-OFDM QPSK	Front	0mm	\	\	12.31	14.00	0.428	**0.632**	0.189	**0.279**	-0.16
5	Body	N25	376500	1882.5	DFT-s-OFDM QPSK	Rear	0mm	\	\	12.35	14.00	0.112	**0.164**	0.053	**0.077**	-0.13
5	Body	N25	376500	1882.5	DFT-s-OFDM QPSK	Right	0mm	\	\	12.35	14.00	0.407	**0.595**	0.142	**0.208**	-0.03
5	Body	N25	376500	1882.5	DFT-s-OFDM QPSK	Top	0mm	\	\	12.35	14.00	0.059	**0.086**	0.027	**0.039**	0.12
5	Body	N25	376500	1882.5	CP-OFDM 64QAM	Front	0mm	\	\	12.33	14.00	0.454	**0.667**	0.202	**0.297**	-0.14
4	Head	N30	462000	2310	DFT-s-OFDM QPSK	Cheek Left	0mm	\	\	24.30	25.20	0.092	**0.113**	0.052	**0.064**	0.09
4	Head	N30	462000	2310	DFT-s-OFDM QPSK	Tilt Left	0mm	\	\	24.30	25.20	0.049	**0.060**	0.022	**0.027**	0.18
4	Head	N30	462500	2312.5	DFT-s-OFDM QPSK	Cheek Right	0mm	\	\	24.28	25.20	0.092	**0.114**	0.048	**0.059**	0.06
4	Head	N30	462000	2310	DFT-s-OFDM QPSK	Cheek Right	0mm	FIG A.379	\	24.30	25.20	0.121	**0.149**	0.063	**0.078**	0.09
4	Head	N30	461500	2307.5	DFT-s-OFDM QPSK	Cheek Right	0mm	\	\	24.21	25.20	0.092	**0.116**	0.049	**0.062**	-0.15
4	Head	N30	462000	2310	DFT-s-OFDM QPSK	Tilt Right	0mm	\	\	24.30	25.20	0.061	**0.075**	0.029	**0.036**	-0.07
4	Head	N30	462000	2310	CP-OFDM QPSK	Cheek Right	0mm	\	\	22.90	23.70	0.079	**0.095**	0.036	**0.043**	-0.1
4	Body	N30	462000	2310	DFT-s-OFDM QPSK	Front	8mm	\	\	22.15	23.20	0.565	**0.720**	0.273	**0.348**	-0.06
4	Body	N30	462000	2310	DFT-s-OFDM QPSK	Rear	11mm	\	\	22.15	23.20	0.422	**0.537**	0.215	**0.274**	-0.07
4	Body	N30	462500	2312.5	DFT-s-OFDM QPSK	Bottom	11mm	\	\	22.14	23.20	0.792	**1.011**	0.381	**0.486**	0.09
4	Body	N30	462000	2310	DFT-s-OFDM QPSK	Bottom	11mm	FIG A.380	\	22.15	23.20	0.804	**1.024**	0.383	**0.488**	-0.05
4	Body	N30	461500	2307.5	DFT-s-OFDM QPSK	Bottom	11mm	\	\	22.06	23.20	0.774	**1.006**	0.374	**0.486**	-0.01
4	Body	N30	462000	2310	DFT-s-OFDM QPSK	Front	0mm	\	\	15.21	16.20	0.629	**0.790**	0.266	**0.334**	0.06
4	Body	N30	462000	2310	DFT-s-OFDM QPSK	Rear	0mm	\	\	15.21	16.20	0.499	**0.627**	0.224	**0.281**	0.13
4	Body	N30	462000	2310	DFT-s-OFDM QPSK	Bottom	0mm	\	\	15.21	16.20	0.495	**0.622**	0.184	**0.231**	0.08
4	Body	N30	462000	2310	CP-OFDM QPSK	Front	8mm	\	\	22.14	23.20	0.781	**0.997**	0.375	**0.479**	0.02
5	Head	N30	462500	2312.5	DFT-s-OFDM QPSK	Cheek Left	0mm	\	\	22.35	24.20	0.536	**0.821**	0.276	**0.423**	0.02
5	Head	N30	462000	2310	DFT-s-OFDM QPSK	Cheek Left	0mm	FIG A.381	\	22.36	24.20	0.631	**0.964**	0.319	**0.487**	0.06
5	Head	N30	461500	2307.5	DFT-s-OFDM QPSK	Cheek Left	0mm	\	\	22.31	24.20	0.487	**0.753**	0.251	**0.388**	-0.13
5	Head	N30	462000	2310	DFT-s-OFDM QPSK	Tilt Left	0mm	\	\	22.36	24.20	0.179	**0.273**	0.102	**0.156**	0.09
5	Head	N30	462000	2310	DFT-s-OFDM QPSK	Cheek Right	0mm	\	\	22.36	24.20	0.154	**0.235**	0.085	**0.130**	0.18
5	Head	N30	462000	2310	DFT-s-OFDM QPSK	Tilt Right	0mm	\	\	22.36	24.20	0.135	**0.206**	0.075	**0.115**	0.15
5	Head	N30	462000	2310	CP-OFDM 64QAM	Tilt Right	0mm	\	\	21.69	22.70	0.397	**0.501**	0.208	**0.262**	0.11
5	Body	N30	462500	2312.5	DFT-s-OFDM QPSK	Front	0mm	\	\	11.82	13.70	0.545	**0.840**	0.194	**0.299**	-0.14
5	Body	N30	462000	2310	DFT-s-OFDM QPSK	Front	0mm	\	\	11.87	13.70	0.526	**0.802**	0.191	**0.291**	0.12
5	Body	N30	461500	2307.5	DFT-s-OFDM QPSK	Front	0mm	\	\	11.83	13.70	0.556	**0.855**	0.198	**0.305**	-0.03
5	Body	N30	462000	2310	DFT-s-OFDM QPSK	Rear	0mm	\	\	11.87	13.70	0.120	**0.183**	0.055	**0.084**	-0.15
5	Body	N30	462500	2312.5	DFT-s-OFDM QPSK	Right	0mm	\	\	11.82	13.70	0.594	**0.916**	0.217	**0.335**	-0.11
5	Body	N30	462000	2310	DFT-s-OFDM QPSK	Right	0mm	\	\	11.87	13.70	0.571	**0.870**	0.214	**0.326**	0.15
5	Body	N30	461500	2307.5	DFT-s-OFDM QPSK	Right	0mm	FIG A.382	\	11.83	13.70	0.606	**0.932**	0.222	**0.341**	0.05
5	Body	N30	462000	2310	DFT-s-OFDM QPSK	Top	0mm	\	\	11.87	13.70	0.053	**0.081**	0.025	**0.038**	0.13
5	Body	N30	462000	2310	CP-OFDM 64QAM	Right	0mm	\	\	11.82	13.70	0.563	**0.868**	0.209	**0.322**	-0.17

©Copyright. All rights reserved by CTTL.

ANT	RF Exposure Conditions	Frequency Band	Channel Number	Frequency (MHz)	Mode	Test setup	Distance	Figure No./Note	Note	EUT Measured Power (dBm)	Tune up (dBm)	Measured SAR 1g (W/kg)	Calculated SAR 1g (W/kg)	Measured SAR 10g (W/kg)	Calculated SAR 10g (W/kg)	Power Drift	Duty Cycle
2	Head	N38	519000	2595	DFT-s-OFDM QPSK	Cheek Left	0mm	\	\	18.33	19.20	0.153	**0.187**	0.076	**0.093**	-0.06	100.00%
2	Head	N38	519000	2595	DFT-s-OFDM QPSK	Tilt Left	0mm	\	\	18.33	19.20	0.216	**0.264**	0.107	**0.131**	0.01	100.00%
2	Head	N38	519000	2595	DFT-s-OFDM QPSK	Cheek Right	0mm	\	\	18.33	19.20	0.482	**0.589**	0.227	**0.277**	0.1	100.00%
2	Head	N38	523000	2615	DFT-s-OFDM QPSK	Tilt Right	0mm	\	\	18.29	19.20	0.629	**0.776**	0.294	**0.363**	-0.03	100.00%
2	Head	N38	519000	2595	DFT-s-OFDM QPSK	Tilt Right	0mm	\	\	18.33	19.20	0.633	**0.773**	0.292	**0.357**	0.14	100.00%
2	Head	N38	515000	2575	DFT-s-OFDM QPSK	Tilt Right	0mm	FIG A.383	\	18.24	19.20	0.635	**0.792**	0.288	**0.359**	0.06	100.00%
2	Head	N38	519000	2595	CP-OFDM 16QAM	Tilt Right	0mm	\	\	18.21	19.20	0.613	**0.770**	0.283	**0.355**	0.07	100.00%
2	Body	N38	519000	2595	DFT-s-OFDM QPSK	Front	0mm	\	\	9.58	10.70	0.225	**0.291**	0.083	**0.107**	0.05	100.00%
2	Body	N38	519000	2595	DFT-s-OFDM QPSK	Rear	0mm	\	\	9.58	10.70	0.048	**0.062**	0.021	**0.027**	0.12	100.00%
2	Body	N38	523000	2615	DFT-s-OFDM QPSK	Top	0mm	\	\	9.55	10.70	0.428	**0.558**	0.142	**0.185**	-0.11	100.00%
2	Body	N38	519000	2595	DFT-s-OFDM QPSK	Top	0mm	\	\	9.58	10.70	0.421	**0.545**	0.141	**0.182**	0.12	100.00%
2	Body	N38	515000	2575	DFT-s-OFDM QPSK	Top	0mm	FIG A.384	\	9.51	10.70	0.453	**0.596**	0.148	**0.195**	0.07	100.00%
2	Body	N38	515000	2575	CP-OFDM 16QAM	Top	0mm	\	\	9.56	10.70	0.439	**0.571**	0.145	**0.189**	-0.04	100.00%
3	Head	N38	523000	2615	DFT-s-OFDM QPSK	Cheek Left	0mm	\	\	24.06	25.20	0.338	**0.439**	0.160	**0.208**	0.08	100.00%
3	Head	N38	519000	2595	DFT-s-OFDM QPSK	Cheek Left	0mm	FIG A.385	\	24.11	25.20	0.371	**0.477**	0.192	**0.247**	0.01	100.00%
3	Head	N38	515000	2575	DFT-s-OFDM QPSK	Cheek Left	0mm	\	\	24.08	25.20	0.343	**0.444**	0.163	**0.211**	-0.03	100.00%
3	Head	N38	519000	2595	DFT-s-OFDM QPSK	Tilt Left	0mm	\	\	24.11	25.20	0.096	**0.123**	0.052	**0.067**	0.12	100.00%
3	Head	N38	519000	2595	DFT-s-OFDM QPSK	Cheek Right	0mm	\	\	24.11	25.20	0.066	**0.085**	0.037	**0.048**	0.14	100.00%
3	Head	N38	519000	2595	DFT-s-OFDM QPSK	Tilt Right	0mm	\	\	24.11	25.20	0.057	**0.073**	0.032	**0.041**	-0.05	100.00%
3	Head	N38	519000	2595	CP-OFDM QPSK	Cheek Left	0mm	\	\	22.57	23.70	0.234	**0.304**	0.139	**0.180**	-0.12	100.00%
3	Body	N38	519000	2595	DFT-s-OFDM QPSK	Front	0mm	\	\	13.24	14.20	0.547	**0.682**	0.213	**0.266**	-0.01	100.00%
3	Body	N38	519000	2595	DFT-s-OFDM QPSK	Rear	0mm	\	\	13.24	14.20	0.163	**0.203**	0.073	**0.091**	-0.03	100.00%
3	Body	N38	523000	2615	DFT-s-OFDM QPSK	Right	0mm	\	\	13.21	14.20	0.697	**0.875**	0.230	**0.289**	0.04	100.00%
3	Body	N38	519000	2595	DFT-s-OFDM QPSK	Right	0mm	\	\	13.24	14.20	0.658	**0.821**	0.265	**0.331**	-0.02	100.00%
3	Body	N38	515000	2575	DFT-s-OFDM QPSK	Right	0mm	FIG A.386	\	13.22	14.20	0.716	**0.897**	0.233	**0.292**	0.08	100.00%
3	Body	N38	515000	2575	CP-OFDM QPSK	Right	0mm	\	\	13.19	14.20	0.691	**0.872**	0.226	**0.285**	-0.17	100.00%
4	Head	N38	520000	2600	DFT-s-OFDM QPSK	Cheek Left	0mm	\	\	24.40	25.20	0.044	**0.053**	0.027	**0.032**	0.02	100.00%
4	Head	N38	519000	2595	DFT-s-OFDM QPSK	Cheek Left	0mm	FIG A.387	\	24.47	25.20	0.049	**0.058**	0.030	**0.035**	0.09	100.00%
4	Head	N38	518000	2590	DFT-s-OFDM QPSK	Cheek Left	0mm	\	\	24.42	25.20	0.041	**0.049**	0.025	**0.030**	0.13	100.00%
4	Head	N38	519000	2595	DFT-s-OFDM QPSK	Tilt Left	0mm	\	\	24.47	25.20	0.016	**0.019**	0.009	**0.011**	0.03	100.00%
4	Head	N38	519000	2595	DFT-s-OFDM QPSK	Cheek Right	0mm	\	\	24.47	25.20	0.033	**0.039**	0.019	**0.022**	-0.14	100.00%
4	Head	N38	519000	2595	DFT-s-OFDM QPSK	Tilt Right	0mm	\	\	24.47	25.20	0.014	**0.017**	0.008	**0.009**	0.02	100.00%
4	Head	N38	519000	2595	CP-OFDM QPSK	Cheek Left	0mm	\	\	22.67	23.70	0.028	**0.035**	0.017	**0.022**	0.06	100.00%
4	Body	N38	520000	2600	DFT-s-OFDM QPSK	Front	8mm	FIG A.388	\	24.40	25.20	0.889	**1.069**	0.386	**0.464**	-0.14	100.00%
4	Body	N38	519000	2595	DFT-s-OFDM QPSK	Front	8mm	\	\	24.47	25.20	0.861	**1.019**	0.379	**0.448**	-0.06	100.00%
4	Body	N38	518000	2590	DFT-s-OFDM QPSK	Front	8mm	\	\	24.42	25.20	0.873	**1.045**	0.381	**0.456**	0.05	100.00%
4	Body	N38	520000	2600	DFT-s-OFDM QPSK	Rear	11mm	\	\	24.40	25.20	0.766	**0.921**	0.350	**0.421**	0.12	100.00%
4	Body	N38	519000	2595	DFT-s-OFDM QPSK	Rear	11mm	\	\	24.47	25.20	0.795	**0.941**	0.378	**0.447**	-0.18	100.00%
4	Body	N38	518000	2590	DFT-s-OFDM QPSK	Rear	11mm	\	\	24.42	25.20	0.775	**0.927**	0.371	**0.444**	0.02	100.00%
4	Body	N38	520000	2600	DFT-s-OFDM QPSK	Bottm	11mm	\	\	24.40	25.20	0.728	**0.875**	0.341	**0.410**	0.06	100.00%
4	Body	N38	519000	2595	DFT-s-OFDM QPSK	Bottm	11mm	\	\	24.47	25.20	0.775	**0.917**	0.372	**0.440**	0.07	100.00%
4	Body	N38	518000	2590	DFT-s-OFDM QPSK	Bottm	11mm	\	\	24.42	25.20	0.739	**0.884**	0.351	**0.420**	-0.03	100.00%
4	Body	N38	518000	2590	CP-OFDM QPSK	Front	8mm	\	\	22.67	23.70	0.669	**0.848**	0.304	**0.385**	-0.07	100.00%
4	Body	N38	519000	2595	DFT-s-OFDM QPSK	Front	0mm	\	\	12.99	13.70	0.446	**0.525**	0.161	**0.190**	0.15	100.00%
4	Body	N38	519000	2595	DFT-s-OFDM QPSK	Rear	0mm	\	\	12.99	13.70	0.566	**0.667**	0.213	**0.251**	0.06	100.00%
4	Body	N38	519000	2595	DFT-s-OFDM QPSK	Bottm	0mm	\	\	12.99	13.70	0.442	**0.521**	0.156	**0.184**	-0.09	100.00%
5	Head	N38	520000	2600	DFT-s-OFDM QPSK	Cheek Left	0mm	FIG A.389	\	22.62	24.50	0.716	**1.104**	0.334	**0.515**	0.02	100.00%
5	Head	N38	519000	2595	DFT-s-OFDM QPSK	Cheek Left	0mm	\	\	22.66	24.50	0.682	**1.042**	0.316	**0.483**	0.14	100.00%
5	Head	N38	518000	2590	DFT-s-OFDM QPSK	Cheek Left	0mm	\	\	22.63	24.50	0.677	**1.041**	0.311	**0.478**	-0.13	100.00%
5	Head	N38	519000	2595	DFT-s-OFDM QPSK	Tilt Left	0mm	\	\	22.66	24.50	0.203	**0.310**	0.107	**0.163**	0.04	100.00%
5	Head	N38	519000	2595	DFT-s-OFDM QPSK	Cheek Right	0mm	\	\	22.66	24.50	0.174	**0.266**	0.089	**0.136**	-0.12	100.00%
5	Head	N38	519000	2595	DFT-s-OFDM QPSK	Tilt Right	0mm	\	\	22.66	24.50	0.154	**0.235**	0.079	**0.121**	0.03	100.00%
5	Head	N38	519000	2595	CP-OFDM QPSK	Cheek Left	0mm	\	\	21.89	23.00	0.532	**0.687**	0.261	**0.337**	0.02	100.00%
5	Body	N38	520000	2600	DFT-s-OFDM QPSK	Front	0mm	\	\	12.18	14.00	0.454	**0.690**	0.200	**0.304**	-0.17	100.00%
5	Body	N38	519000	2595	DFT-s-OFDM QPSK	Front	0mm	\	\	12.20	14.00	0.626	**0.947**	0.223	**0.338**	-0.05	100.00%
5	Body	N38	518000	2590	DFT-s-OFDM QPSK	Front	0mm	\	\	12.18	14.00	0.468	**0.712**	0.205	**0.312**	0.12	100.00%
5	Body	N38	519000	2595	DFT-s-OFDM QPSK	Rear	0mm	\	\	12.20	14.00	0.129	**0.195**	0.055	**0.083**	0.05	100.00%
5	Body	N38	520000	2600	DFT-s-OFDM QPSK	Right	0mm	\	\	12.18	14.00	0.530	**0.806**	0.214	**0.325**	-0.15	100.00%
5	Body	N38	519000	2595	DFT-s-OFDM QPSK	Right	0mm	FIG A.390	\	12.20	14.00	0.731	**1.106**	0.239	**0.362**	0.09	100.00%
5	Body	N38	518000	2590	DFT-s-OFDM QPSK	Right	0mm	\	\	12.18	14.00	0.546	**0.830**	0.220	**0.335**	0.08	100.00%
5	Body	N38	519000	2595	DFT-s-OFDM QPSK	Top	0mm	\	\	12.20	14.00	0.047	**0.071**	0.019	**0.029**	-0.12	100.00%
5	Body	N38	519000	2595	DFT-s-OFDM QPSK	Right	0mm	\	\	12.19	14.00	0.704	**1.068**	0.228	**0.346**	0.06	100.00%

©Copyright. All rights reserved by CTTL.

ANT	RF Exposure Conditions	Frequency Band	Channel Number	Frequency (MHz)	Mode	Test setup	Distance	Figure No./Note	Note	EUT Measured Power (dBm)	Tune up (dBm)	Measured SAR 1g (W/kg)	Calculated SAR 1g (W/kg)	Measured SAR 10g (W/kg)	Calculated SAR 10g (W/kg)	Power Drift	Duty Cycle
2	Head	N41	518598	2592.99	DFT-s-OFDM QPSK	Cheek Left	0mm	\	\	20.58	20.70	0.146	**0.150**	0.074	**0.076**	0.14	100.00%
2	Head	N41	518598	2592.99	DFT-s-OFDM QPSK	Tilt Left	0mm	\	\	20.58	20.70	0.213	**0.219**	0.104	**0.107**	0.07	100.00%
2	Head	N41	518598	2592.99	DFT-s-OFDM QPSK	Cheek Right	0mm	\	\	20.58	20.70	0.407	**0.418**	0.203	**0.209**	0.14	100.00%
2	Head	N41	537000	2685	DFT-s-OFDM QPSK	Tilt Right	0mm	\	\	20.51	20.70	0.977	**1.021**	0.076	**0.079**	0.15	100.00%
2	Head	N41	527799	2639	DFT-s-OFDM QPSK	Tilt Right	0mm	\	\	20.56	20.70	0.938	**0.969**	0.434	**0.448**	0.14	100.00%
2	Head	N41	518598	2592.99	DFT-s-OFDM QPSK	Tilt Right	0mm	\	\	20.58	20.70	0.723	**0.743**	0.412	**0.424**	0.16	100.00%
2	Head	N41	509406	2547.03	DFT-s-OFDM QPSK	Tilt Right	0mm	\	\	20.47	20.70	0.969	**1.022**	0.453	**0.478**	0.19	100.00%
2	Head	N41	500205	2501.01	DFT-s-OFDM QPSK	Tilt Right	0mm	FIG A.391	\	20.41	20.70	0.993	**1.062**	0.459	**0.491**	0.09	100.00%
2	Head	N41	518598	2592.99	CP-OFDM 64QAM	Tilt Right	0mm	\	\	20.50	20.70	0.709	**0.742**	0.403	**0.422**	-0.07	100.00%
2	Head	N41	518598	2592.99	DFT-s-OFDM QPSK	Cheek Left	0mm	\	Note1	19.60	19.70	0.080	**0.082**	0.042	**0.043**	-0.18	100.00%
2	Head	N41	518598	2592.99	DFT-s-OFDM QPSK	Tilt Left	0mm	\	Note1	19.60	19.70	0.117	**0.120**	0.059	**0.060**	-0.02	100.00%
2	Head	N41	518598	2592.99	DFT-s-OFDM QPSK	Cheek Right	0mm	\	Note1	19.60	19.70	0.224	**0.229**	0.115	**0.118**	-0.19	100.00%
2	Head	N41	537000	2685	DFT-s-OFDM QPSK	Tilt Right	0mm	\	Note1	19.53	19.70	0.537	**0.558**	0.043	**0.045**	0.11	100.00%
2	Head	N41	527799	2639	DFT-s-OFDM QPSK	Tilt Right	0mm	\	Note1	19.58	19.70	0.516	**0.530**	0.245	**0.252**	-0.17	100.00%
2	Head	N41	518598	2592.99	DFT-s-OFDM QPSK	Tilt Right	0mm	\	Note1	19.60	19.70	0.398	**0.407**	0.232	**0.237**	0.18	100.00%
2	Head	N41	509406	2547.03	DFT-s-OFDM QPSK	Tilt Right	0mm	\	Note1	19.49	19.70	0.533	**0.559**	0.256	**0.269**	0.18	100.00%
2	Head	N41	500205	2501.01	DFT-s-OFDM QPSK	Tilt Right	0mm	\	Note1	19.43	19.70	0.546	**0.581**	0.259	**0.276**	0.09	100.00%
2	Head	N41	518598	2592.99	CP-OFDM 64QAM	Tilt Right	0mm	\	Note1	19.52	19.70	0.390	**0.407**	0.227	**0.237**	-0.16	100.00%
2	Body	N41	518598	2592.99	DFT-s-OFDM QPSK	Front	0mm	\	\	10.98	11.20	0.329	**0.346**	0.114	**0.120**	-0.18	100.00%
2	Body	N41	518598	2592.99	DFT-s-OFDM QPSK	Rear	0mm	\	\	10.98	11.20	0.067	**0.070**	0.030	**0.032**	0.11	100.00%
2	Body	N41	537000	2685	DFT-s-OFDM QPSK	Top	0mm	\	\	10.94	11.20	0.633	**0.672**	0.198	**0.210**	-0.12	100.00%
2	Body	N41	527799	2639	DFT-s-OFDM QPSK	Top	0mm	\	\	10.97	11.20	0.687	**0.724**	0.214	**0.226**	0.06	100.00%
2	Body	N41	518598	2592.99	DFT-s-OFDM QPSK	Top	0mm	\	\	10.98	11.20	0.538	**0.566**	0.196	**0.206**	-0.16	100.00%
2	Body	N41	509406	2547.03	DFT-s-OFDM QPSK	Top	0mm	\	\	10.92	11.20	0.714	**0.762**	0.227	**0.242**	0.1	100.00%
2	Body	N41	500205	2501.01	DFT-s-OFDM QPSK	Top	0mm	FIG A.392	\	10.89	11.20	0.722	**0.775**	0.229	**0.246**	-0.15	100.00%
2	Body	N41	518598	2592.99	CP-OFDM 64QAM	Top	0mm	\	\	10.94	11.20	0.519	**0.551**	0.182	**0.193**	0.05	100.00%
3	Head	N41	537000	2685	DFT-s-OFDM QPSK	Cheek Left	0mm	\	\	25.43	26.70	0.450	**0.603**	0.172	**0.230**	-0.19	100.00%
3	Head	N41	527799	2639	DFT-s-OFDM QPSK	Cheek Left	0mm	\	\	25.50	26.70	0.433	**0.571**	0.167	**0.220**	-0.04	100.00%
3	Head	N41	518598	2592.99	DFT-s-OFDM QPSK	Cheek Left	0mm	FIG A.393	\	25.58	26.70	0.495	**0.641**	0.264	**0.342**	0.03	100.00%
3	Head	N41	509406	2547.03	DFT-s-OFDM QPSK	Cheek Left	0mm	\	\	25.38	26.70	0.447	**0.606**	0.171	**0.232**	-0.19	100.00%
3	Head	N41	500205	2501.01	DFT-s-OFDM QPSK	Cheek Left	0mm	\	\	25.31	26.70	0.432	**0.595**	0.157	**0.216**	0.08	100.00%
3	Head	N41	518598	2592.99	DFT-s-OFDM QPSK	Tilt Left	0mm	\	\	25.58	26.70	0.128	**0.166**	0.071	**0.092**	-0.15	100.00%
3	Head	N41	518598	2592.99	DFT-s-OFDM QPSK	Cheek Right	0mm	\	\	25.58	26.70	0.088	**0.114**	0.051	**0.066**	-0.12	100.00%
3	Head	N41	518598	2592.99	DFT-s-OFDM QPSK	Tilt Right	0mm	\	\	25.58	26.70	0.076	**0.098**	0.043	**0.056**	0.09	100.00%
3	Head	N41	518598	2592.99	CP-OFDM QPSK	Cheek Left	0mm	\	\	24.03	25.20	0.313	**0.410**	0.191	**0.250**	0.09	100.00%
3	Body	N41	518598	2592.99	DFT-s-OFDM QPSK	Front	0mm	\	\	13.54	14.70	0.426	**0.556**	0.147	**0.192**	0.15	100.00%
3	Body	N41	518598	2592.99	DFT-s-OFDM QPSK	Rear	0mm	\	\	13.54	14.70	0.410	**0.536**	0.147	**0.192**	0.11	100.00%
3	Body	N41	537000	2685	DFT-s-OFDM QPSK	Right	0mm	\	\	13.45	14.70	0.780	**1.040**	0.255	**0.340**	0.09	100.00%
3	Body	N41	527799	2639	DFT-s-OFDM QPSK	Right	0mm	FIG A.394	\	13.49	14.70	0.859	**1.135**	0.277	**0.366**	0.01	100.00%
3	Body	N41	518598	2592.99	DFT-s-OFDM QPSK	Right	0mm	\	\	13.54	14.70	0.733	**0.957**	0.244	**0.319**	-0.17	100.00%
3	Body	N41	509406	2547.03	DFT-s-OFDM QPSK	Right	0mm	\	\	13.43	14.70	0.717	**0.961**	0.244	**0.327**	-0.03	100.00%
3	Body	N41	500205	2501.01	DFT-s-OFDM QPSK	Right	0mm	\	\	13.39	14.70	0.780	**1.055**	0.255	**0.345**	0.04	100.00%
3	Body	N41	527799	2639	CP-OFDM QPSK	Right	0mm	\	\	13.47	14.70	0.835	**1.108**	0.272	**0.361**	0.01	100.00%
4	Head	N41	537000	2685	DFT-s-OFDM QPSK	Cheek Left	0mm	\	\	24.94	26.70	0.053	**0.079**	0.031	**0.046**	0.08	100.00%
4	Head	N41	527799	2639	DFT-s-OFDM QPSK	Cheek Left	0mm	\	\	24.97	26.70	0.049	**0.073**	0.029	**0.043**	0.09	100.00%
4	Head	N41	518598	2592.99	DFT-s-OFDM QPSK	Cheek Left	0mm	FIG A.395	\	25.00	26.70	0.055	**0.081**	0.033	**0.049**	0.02	100.00%
4	Head	N41	509406	2547.03	DFT-s-OFDM QPSK	Cheek Left	0mm	\	\	24.95	26.70	0.046	**0.069**	0.027	**0.040**	0.09	100.00%
4	Head	N41	500205	2501.01	DFT-s-OFDM QPSK	Cheek Left	0mm	\	\	24.92	26.70	0.052	**0.078**	0.030	**0.045**	-0.08	100.00%
4	Head	N41	518598	2592.99	DFT-s-OFDM QPSK	Tilt Left	0mm	\	\	25.00	26.70	0.025	**0.037**	0.014	**0.021**	-0.09	100.00%
4	Head	N41	518598	2592.99	DFT-s-OFDM QPSK	Cheek Right	0mm	\	\	25.00	26.70	0.023	**0.034**	0.012	**0.018**	0.01	100.00%
4	Head	N41	518598	2592.99	DFT-s-OFDM QPSK	Tilt Right	0mm	\	\	25.00	26.70	0.024	**0.035**	0.014	**0.021**	0.13	100.00%
4	Head	N41	518598	2592.99	CP-OFDM QPSK	Cheek Right	0mm	\	\	23.48	25.20	0.041	**0.061**	0.025	**0.037**	-0.19	100.00%
4	Body	N41	537000	2685	DFT-s-OFDM QPSK	Front	8mm	\	\	24.02	24.20	0.635	**0.662**	0.303	**0.316**	-0.18	100.00%
4	Body	N41	527799	2639	DFT-s-OFDM QPSK	Front	8mm	FIG A.396	\	24.05	24.20	0.679	**0.703**	0.322	**0.333**	0.06	100.00%
4	Body	N41	518598	2592.99	DFT-s-OFDM QPSK	Front	8mm	\	\	24.08	24.20	0.635	**0.653**	0.305	**0.314**	0.07	100.00%
4	Body	N41	509406	2547.03	DFT-s-OFDM QPSK	Front	8mm	\	\	24.03	24.20	0.644	**0.670**	0.300	**0.312**	0.03	100.00%
4	Body	N41	500205	2501.01	DFT-s-OFDM QPSK	Front	8mm	\	\	24.00	24.20	0.639	**0.669**	0.296	**0.310**	0.09	100.00%
4	Body	N41	518598	2592.99	DFT-s-OFDM QPSK	Rear	11mm	\	\	24.08	24.20	0.618	**0.635**	0.298	**0.306**	-0.17	100.00%
4	Body	N41	518598	2592.99	DFT-s-OFDM QPSK	Bottm	11mm	\	\	24.08	24.20	0.464	**0.477**	0.223	**0.229**	-0.06	100.00%
4	Body	N41	518598	2592.99	CP-OFDM QPSK	Front	8mm	\	\	23.65	24.20	0.477	**0.541**	0.226	**0.257**	0.06	100.00%
4	Body	N41	518598	2592.99	DFT-s-OFDM QPSK	Front	0mm	\	\	13.43	14.70	0.284	**0.380**	0.112	**0.150**	0	100.00%
4	Body	N41	518598	2592.99	DFT-s-OFDM QPSK	Rear	0mm	\	\	13.43	14.70	0.433	**0.580**	0.165	**0.221**	0.13	100.00%
4	Body	N41	518598	2592.99	DFT-s-OFDM QPSK	Bottm	0mm	\	\	13.43	14.70	0.219	**0.293**	0.082	**0.110**	-0.11	100.00%
5	Head	N41	537000	2685	DFT-s-OFDM QPSK	Cheek Left	0mm	\	\	24.50	25.70	0.658	**0.867**	0.344	**0.453**	0.19	100.00%
5	Head	N41	527799	2639	DFT-s-OFDM QPSK	Cheek Left	0mm	\	\	24.53	25.70	0.672	**0.880**	0.362	**0.474**	0.16	100.00%
5	Head	N41	518598	2592.99	DFT-s-OFDM QPSK	Cheek Left	0mm	\	\	24.56	25.70	0.682	**0.887**	0.370	**0.481**	0.03	100.00%
5	Head	N41	509406	2547.03	DFT-s-OFDM QPSK	Cheek Left	0mm	\	\	24.52	25.70	0.666	**0.874**	0.348	**0.457**	-0.06	100.00%
5	Head	N41	500205	2501.01	DFT-s-OFDM QPSK	Cheek Left	0mm	FIG A.397	\	23.89	25.70	0.646	**0.980**	0.325	**0.493**	-0.19	100.00%
5	Head	N41	518598	2592.99	DFT-s-OFDM QPSK	Tilt Left	0mm	\	\	24.56	25.70	0.205	**0.267**	0.127	**0.165**	-0.02	100.00%
5	Head	N41	518598	2592.99	DFT-s-OFDM QPSK	Cheek Right	0mm	\	\	24.56	25.70	0.175	**0.228**	0.106	**0.138**	0.19	100.00%
5	Head	N41	518598	2592.99	DFT-s-OFDM QPSK	Tilt Right	0mm	\	\	24.56	25.70	0.155	**0.202**	0.094	**0.122**	-0.12	100.00%
5	Head	N41	518598	2592.99	CP-OFDM QPSK	Cheek Left	0mm	\	\	22.98	24.20	0.536	**0.710**	0.311	**0.412**	-0.12	100.00%
5	Body	N41	518598	2592.99	DFT-s-OFDM QPSK	Front	0mm	\	\	10.92	12.70	0.369	**0.556**	0.119	**0.179**	-0.09	100.00%
5	Body	N41	518598	2592.99	DFT-s-OFDM QPSK	Rear	0mm	\	\	10.92	12.70	0.263	**0.396**	0.086	**0.130**	-0.01	100.00%
5	Body	N41	537000	2685	DFT-s-OFDM QPSK	Right	0mm	\	\	10.86	12.70	0.435	**0.664**	0.138	**0.211**	-0.1	100.00%
5	Body	N41	527799	2639	DFT-s-OFDM QPSK	Right	0mm	\	\	10.87	12.70	0.491	**0.748**	0.158	**0.241**	-0.19	100.00%
5	Body	N41	518598	2592.99	DFT-s-OFDM QPSK	Right	0mm	\	\	10.92	12.70	0.406	**0.612**	0.125	**0.188**	-0.04	100.00%
5	Body	N41	509406	2547.03	DFT-s-OFDM QPSK	Right	0mm	FIG A.398	\	10.87	12.70	0.586	**0.893**	0.191	**0.291**	-0.01	100.00%
5	Body	N41	500205	2501.01	DFT-s-OFDM QPSK	Right	0mm	\	\	10.89	12.70	0.539	**0.818**	0.171	**0.259**	0.07	100.00%
5	Body	N41	518598	2592.99	DFT-s-OFDM QPSK	Top	0mm	\	\	10.92	12.70	0.217	**0.327**	0.074	**0.111**	0.03	100.00%
5	Body	N41	518598	2592.99	DFT-s-OFDM 16QAM	Right	0mm	\	\	10.87	12.70	0.577	**0.879**	0.184	**0.280**	0.04	100.00%

©Copyright. All rights reserved by CTTL.

ANT	RF Exposure Conditions	Frequency Band	Channel Number	Frequency (MHz)	Mode	Test setup	Distance	Figure No./Note	Note	EUT Measured Power (dBm)	Tune up (dBm)	Measured SAR 1g (W/kg)	Calculated SAR 1g (W/kg)	Measured SAR 10g (W/kg)	Calculated SAR 10g (W/kg)	Power Drift
2	Head	N66	349000	1745	DFT-s-OFDM QPSK	Cheek Left	0mm	\	\	20.10	20.70	0.181	**0.208**	0.104	**0.119**	-0.05
2	Head	N66	349000	1745	DFT-s-OFDM QPSK	Tilt Left	0mm	\	\	20.10	20.70	0.190	**0.218**	0.114	**0.131**	-0.07
2	Head	N66	349000	1745	DFT-s-OFDM QPSK	Cheek Right	0mm	\	\	20.10	20.70	0.513	**0.589**	0.290	**0.333**	-0.11
2	Head	N66	352000	1760	DFT-s-OFDM QPSK	Tilt Right	0mm	\	\	20.03	20.70	0.536	**0.625**	0.271	**0.316**	-0.16
2	Head	N66	349000	1745	DFT-s-OFDM QPSK	Tilt Right	0mm	FIG A.399	\	20.10	20.70	0.592	**0.680**	0.302	**0.347**	-0.07
2	Head	N66	346000	1730	DFT-s-OFDM QPSK	Tilt Right	0mm	\	\	19.99	20.70	0.537	**0.632**	0.271	**0.319**	-0.14
2	Head	N66	349000	1745	CP-OFDM 16QAM	Tilt Right	0mm	\	\	20.06	20.70	0.542	**0.628**	0.273	**0.316**	-0.12
2	Body	N66	349000	1745	DFT-s-OFDM QPSK	Front	0mm	\	\	14.19	14.70	0.570	**0.641**	0.246	**0.277**	0.13
2	Body	N66	349000	1745	DFT-s-OFDM QPSK	Rear	0mm	\	\	14.19	14.70	0.153	**0.172**	0.075	**0.084**	-0.08
2	Body	N66	352000	1760	DFT-s-OFDM QPSK	Top	0mm	\	\	14.14	14.70	0.575	**0.654**	0.219	**0.249**	0.16
2	Body	N66	349000	1745	DFT-s-OFDM QPSK	Top	0mm	\	\	14.19	14.70	0.584	**0.657**	0.221	**0.249**	0.05
2	Body	N66	346000	1730	DFT-s-OFDM QPSK	Top	0mm	FIG A.400	\	14.11	14.70	0.582	**0.667**	0.221	**0.253**	0.01
2	Body	N66	349000	1745	CP-OFDM QPSK	Top	0mm	\	\	14.18	14.70	0.582	**0.656**	0.222	**0.250**	-0.04
3	Head	N66	352000	1760	DFT-s-OFDM QPSK	Cheek Left	0mm	\	\	24.21	25.20	0.419	**0.526**	0.257	**0.323**	-0.08
3	Head	N66	349000	1745	DFT-s-OFDM QPSK	Cheek Left	0mm	FIG A.401	\	24.29	25.20	0.444	**0.547**	0.270	**0.333**	-0.07
3	Head	N66	346000	1730	DFT-s-OFDM QPSK	Cheek Left	0mm	\	\	24.16	25.20	0.411	**0.522**	0.253	**0.321**	-0.19
3	Head	N66	349000	1745	DFT-s-OFDM QPSK	Tilt Left	0mm	\	\	24.29	25.20	0.115	**0.142**	0.073	**0.090**	-0.03
3	Head	N66	349000	1745	DFT-s-OFDM QPSK	Cheek Right	0mm	\	\	24.29	25.20	0.079	**0.097**	0.052	**0.064**	-0.08
3	Head	N66	349000	1745	DFT-s-OFDM QPSK	Tilt Right	0mm	\	\	24.29	25.20	0.068	**0.084**	0.045	**0.055**	-0.18
3	Head	N66	352000	1760	CP-OFDM QPSK	Cheek Right	0mm	\	\	22.85	23.70	0.304	**0.370**	0.211	**0.257**	0.03
3	Body	N66	349000	1745	DFT-s-OFDM QPSK	Front	0mm	\	\	14.23	15.20	0.432	**0.540**	0.193	**0.241**	-0.09
3	Body	N66	349000	1745	DFT-s-OFDM QPSK	Rear	0mm	\	\	14.23	15.20	0.195	**0.244**	0.097	**0.121**	-0.18
3	Body	N66	352000	1760	DFT-s-OFDM QPSK	Right	0mm	FIG A.402	\	14.17	15.20	0.526	**0.667**	0.203	**0.257**	0.17
3	Body	N66	349000	1745	DFT-s-OFDM QPSK	Right	0mm	\	\	14.23	15.20	0.516	**0.645**	0.198	**0.248**	-0.01
3	Body	N66	346000	1730	DFT-s-OFDM QPSK	Right	0mm	\	\	14.14	15.20	0.512	**0.654**	0.197	**0.251**	-0.13
3	Body	N66	349000	1745	CP-OFDM 64QAM	Right	0mm	\	\	14.22	15.20	0.509	**0.638**	0.195	**0.244**	0.06
4	Head	N66	349000	1745	DFT-s-OFDM QPSK	Cheek Left	0mm	\	\	23.88	25.20	0.063	**0.085**	0.043	**0.058**	0.04
4	Head	N66	349000	1745	DFT-s-OFDM QPSK	Tilt Left	0mm	\	\	23.88	25.20	0.045	**0.061**	0.029	**0.039**	-0.18
4	Head	N66	352000	1760	DFT-s-OFDM QPSK	Cheek Right	0mm	FIG A.403	\	23.80	25.20	0.116	**0.160**	0.070	**0.097**	0.14
4	Head	N66	349000	1745	DFT-s-OFDM QPSK	Cheek Right	0mm	\	\	23.88	25.20	0.111	**0.150**	0.066	**0.089**	-0.02
4	Head	N66	346000	1730	DFT-s-OFDM QPSK	Cheek Right	0mm	\	\	23.75	25.20	0.081	**0.113**	0.049	**0.068**	-0.05
4	Head	N66	349000	1745	DFT-s-OFDM QPSK	Tilt Right	0mm	\	\	23.88	25.20	0.051	**0.069**	0.032	**0.043**	0.04
4	Head	N66	352000	1760	CP-OFDM 64QAM	Cheek Right	0mm	\	\	22.89	24.20	0.048	**0.065**	0.028	**0.038**	-0.1
4	Body	N66	349000	1745	DFT-s-OFDM QPSK	Front	8mm	\	\	22.15	22.70	0.556	**0.631**	0.283	**0.321**	-0.17
4	Body	N66	349000	1745	DFT-s-OFDM QPSK	Rear	11mm	\	\	22.15	22.70	0.323	**0.367**	0.166	**0.188**	0.19
4	Body	N66	352000	1760	DFT-s-OFDM QPSK	Bottom	11mm	\	\	22.03	22.70	0.614	**0.716**	0.321	**0.375**	-0.03
4	Body	N66	349000	1745	DFT-s-OFDM QPSK	Bottom	11mm	\	\	22.15	22.70	0.582	**0.661**	0.300	**0.341**	-0.14
4	Body	N66	346000	1730	DFT-s-OFDM QPSK	Bottom	11mm	\	\	21.98	22.70	0.569	**0.672**	0.282	**0.333**	0.15
4	Body	N66	349000	1745	DFT-s-OFDM QPSK	Front	0mm	\	\	14.89	16.20	0.476	**0.644**	0.221	**0.299**	0.09
4	Body	N66	349000	1745	DFT-s-OFDM QPSK	Rear	0mm	\	\	14.89	16.20	0.483	**0.653**	0.224	**0.303**	0.06
4	Body	N66	349000	1745	DFT-s-OFDM QPSK	Bottom	0mm	\	\	14.89	16.20	0.487	**0.658**	0.227	**0.307**	-0.16
4	Body	N66	349000	1745	CP-OFDM QPSK	Bottom	11mm	\	\	22.09	22.70	0.573	**0.659**	0.288	**0.331**	0.15
5	Head	N66	352000	1760	DFT-s-OFDM QPSK	Cheek Left	0mm	\	\	23.02	24.50	0.583	**0.820**	0.319	**0.449**	0.01
5	Head	N66	349000	1745	DFT-s-OFDM QPSK	Cheek Left	0mm	FIG A.405	\	23.10	24.50	0.606	**0.837**	0.336	**0.464**	0.04
5	Head	N66	346000	1730	DFT-s-OFDM QPSK	Cheek Left	0mm	\	\	22.98	24.50	0.577	**0.819**	0.315	**0.447**	0.02
5	Head	N66	349000	1745	DFT-s-OFDM QPSK	Tilt Left	0mm	\	\	23.10	24.50	0.202	**0.279**	0.124	**0.171**	-0.13
5	Head	N66	349000	1745	DFT-s-OFDM QPSK	Cheek Right	0mm	\	\	23.10	24.50	0.174	**0.240**	0.103	**0.142**	-0.11
5	Head	N66	349000	1745	DFT-s-OFDM QPSK	Tilt Right	0mm	\	\	23.10	24.50	0.153	**0.211**	0.092	**0.127**	-0.08
5	Head	N66	352000	1760	CP-OFDM QPSK	Cheek Right	0mm	\	\	22.13	23.00	0.482	**0.589**	0.286	**0.349**	0.14
5	Body	N66	352000	1760	DFT-s-OFDM QPSK	Front	0mm	\	\	13.65	15.00	0.802	**1.094**	0.313	**0.427**	-0.19
5	Body	N66	349000	1745	DFT-s-OFDM QPSK	Front	0mm	\	\	13.70	15.00	0.739	**0.997**	0.297	**0.401**	0.14
5	Body	N66	346000	1730	DFT-s-OFDM QPSK	Front	0mm	\	\	13.63	15.00	0.792	**1.086**	0.309	**0.424**	0.04
5	Body	N66	349000	1745	DFT-s-OFDM QPSK	Rear	0mm	\	\	13.70	15.00	0.169	**0.228**	0.079	**0.107**	-0.06
5	Body	N66	352000	1760	DFT-s-OFDM QPSK	Right	0mm	FIG A.406	\	13.65	15.00	0.878	**1.198**	0.331	**0.452**	0.02
5	Body	N66	349000	1745	DFT-s-OFDM QPSK	Right	0mm	\	\	13.70	15.00	0.809	**1.091**	0.314	**0.424**	-0.07
5	Body	N66	346000	1730	DFT-s-OFDM QPSK	Right	0mm	\	\	13.63	15.00	0.867	**1.189**	0.326	**0.447**	-0.11
5	Body	N66	349000	1745	DFT-s-OFDM QPSK	Top	0mm	\	\	13.70	15.00	0.077	**0.104**	0.033	**0.045**	0.16
5	Body	N66	349000	1745	CP-OFDM 256QAM	Right	0mm	\	\	13.68	15.00	0.863	**1.170**	0.328	**0.445**	-0.09
0	Head	N71	137600	688	DFT-s-OFDM QPSK	Cheek Left	0mm	FIG A.407	\	23.59	24.90	0.519	**0.702**	0.247	**0.334**	-0.06
0	Head	N71	136100	680.5	DFT-s-OFDM QPSK	Cheek Left	0mm	\	\	23.62	24.90	0.512	**0.687**	0.238	**0.320**	-0.1
0	Head	N71	134600	673	DFT-s-OFDM QPSK	Cheek Left	0mm	\	\	23.60	24.90	0.503	**0.679**	0.231	**0.312**	0.08
0	Head	N71	136100	680.5	DFT-s-OFDM QPSK	Tilt Left	0mm	\	\	23.62	24.90	0.348	**0.467**	0.180	**0.242**	0.09
0	Head	N71	136100	680.5	DFT-s-OFDM QPSK	Cheek Right	0mm	\	\	23.62	24.90	0.373	**0.501**	0.191	**0.256**	-0.07
0	Head	N71	136100	680.5	DFT-s-OFDM QPSK	Tilt Right	0mm	\	\	23.62	24.90	0.261	**0.350**	0.124	**0.167**	-0.19
0	Head	N71	137600	688	CP-OFDM QPSK	Cheek Left	0mm	\	\	22.79	23.40	0.434	**0.499**	0.203	**0.234**	0.04
0	Body	N71	136100	680.5	DFT-s-OFDM QPSK	Front	0mm	\	\	16.35	17.20	0.363	**0.441**	0.170	**0.207**	0.08
0	Body	N71	136100	680.5	DFT-s-OFDM QPSK	Rear	0mm	\	\	16.35	17.20	0.114	**0.139**	0.061	**0.074**	-0.11
0	Body	N71	137600	688	DFT-s-OFDM QPSK	Right	0mm	\	\	16.33	17.20	0.599	**0.732**	0.228	**0.279**	0.02
0	Body	N71	136100	680.5	DFT-s-OFDM QPSK	Right	0mm	\	\	16.35	17.20	0.652	**0.793**	0.245	**0.298**	0.18
0	Body	N71	134600	673	DFT-s-OFDM QPSK	Right	0mm	FIG A.408	\	16.34	17.20	0.687	**0.837**	0.260	**0.317**	0.03
0	Body	N71	136100	680.5	CP-OFDM 64QAM	Right	0mm	\	\	16.32	17.20	0.623	**0.763**	0.238	**0.291**	0.12
1	Head	N71	137600	688	DFT-s-OFDM QPSK	Cheek Left	0mm	FIG A.409	\	22.92	24.20	0.055	**0.074**	0.046	**0.062**	0.03
1	Head	N71	136100	680.5	DFT-s-OFDM QPSK	Cheek Left	0mm	\	\	22.95	24.20	0.050	**0.067**	0.047	**0.063**	0.12
1	Head	N71	134600	673	DFT-s-OFDM QPSK	Cheek Left	0mm	\	\	22.93	24.20	0.044	**0.059**	0.038	**0.051**	0.11
1	Head	N71	136100	680.5	DFT-s-OFDM QPSK	Tilt Left	0mm	\	\	22.95	24.20	0.030	**0.040**	0.029	**0.039**	0.12
1	Head	N71	136100	680.5	DFT-s-OFDM QPSK	Cheek Right	0mm	\	\	22.95	24.20	0.039	**0.052**	0.035	**0.047**	-0.16
1	Head	N71	136100	680.5	DFT-s-OFDM QPSK	Tilt Right	0mm	\	\	22.95	24.20	0.028	**0.037**	0.024	**0.032**	-0.1
1	Head	N71	137600	688	CP-OFDM QPSK	Cheek Left	0mm	\	\	22.06	22.70	0.038	**0.044**	0.033	**0.038**	-0.15
1	Body	N71	136100	680.5	DFT-s-OFDM QPSK	Front	9mm	\	\	22.95	24.20	0.268	**0.357**	0.175	**0.233**	-0.01
1	Body	N71	136100	680.5	DFT-s-OFDM QPSK	Rear	12mm	\	\	22.95	24.20	0.123	**0.164**	0.084	**0.112**	-0.05
1	Body	N71	136100	680.5	DFT-s-OFDM QPSK	Right	11mm	\	\	22.95	24.20	0.149	**0.199**	0.094	**0.125**	0.03
1	Body	N71	136100	680.5	DFT-s-OFDM QPSK	Bottom	11mm	\	\	22.95	24.20	0.158	**0.211**	0.106	**0.141**	0.09
1	Body	N71	136100	680.5	DFT-s-OFDM QPSK	Front	0mm	\	\	17.05	18.20	0.304	**0.396**	0.162	**0.211**	0.03
1	Body	N71	136100	680.5	DFT-s-OFDM QPSK	Rear	0mm	\	\	17.05	18.20	0.142	**0.185**	0.083	**0.108**	0.1
1	Body	N71	136100	680.5	DFT-s-OFDM QPSK	Right	0mm	\	\	17.05	18.20	0.293	**0.382**	0.137	**0.179**	-0.03
1	Body	N71	137600	688	DFT-s-OFDM QPSK	Bottom	0mm	\	\	17.03	18.20	0.445	**0.583**	0.160	**0.209**	0.13
1	Body	N71	136100	680.5	DFT-s-OFDM QPSK	Bottom	0mm	FIG A.410	\	17.05	18.20	0.498	**0.649**	0.170	**0.222**	0.04
1	Body	N71	134600	673	DFT-s-OFDM QPSK	Bottom	0mm	\	\	17.04	18.20	0.372	**0.486**	0.156	**0.204**	-0.08
1	Body	N71	136100	680.5	CP-OFDM QPSK	Bottom	0mm	\	\	16.99	18.20	0.431	**0.569**	0.154	**0.203**	0.09

©Copyright. All rights reserved by CTTL.

ANT	RF Exposure Conditions	Frequency Band	Channel Number	Frequency (MHz)	Mode	Test setup	Distance	Figure No./Note	Note	EUT Measured Power (dBm)	Tune up (dBm)	Measured SAR 1g (W/kg)	Calculated SAR 1g (W/kg)	Measured SAR 10g (W/kg)	Calculated SAR 10g (W/kg)	Power Drift	Duty Cycle
0	Head	N77-L	636332	3544.98	DFT-s-OFDM QPSK	Cheek Left	0mm	\	\	22.20	23.70	0.568	**0.802**	0.256	**0.362**	0.12	100.00%
0	Head	N77-L	633334	3500.01	DFT-s-OFDM QPSK	Cheek Left	0mm	FIG A.411	\	22.32	23.70	0.639	**0.878**	0.285	**0.392**	0.16	100.00%
0	Head	N77-L	630334	3445.01	DFT-s-OFDM QPSK	Cheek Left	0mm	\	\	22.21	23.70	0.606	**0.854**	0.281	**0.396**	-0.13	100.00%
0	Head	N77-L	633334	3500.01	DFT-s-OFDM QPSK	Tilt Left	0mm	\	\	22.32	23.70	0.153	**0.210**	0.075	**0.103**	-0.04	100.00%
0	Head	N77-L	633334	3500.01	DFT-s-OFDM QPSK	Cheek Right	0mm	\	\	22.32	23.70	0.044	**0.060**	0.017	**0.023**	-0.04	100.00%
0	Head	N77-L	633334	3500.01	DFT-s-OFDM QPSK	Tilt Right	0mm	\	\	22.32	23.70	0.040	**0.055**	0.020	**0.027**	0.01	100.00%
0	Head	N77-L	633334	3500.01	CP-OFDM QPSK	Cheek Left	0mm	\	\	22.30	23.70	0.571	**0.788**	0.569	**0.785**	0.15	100.00%
0	Body	N77-L	636332	3544.98	DFT-s-OFDM QPSK	Front	0mm	\	\	12.18	13.70	0.550	**0.780**	0.175	**0.248**	-0.04	100.00%
0	Body	N77-L	633334	3500.01	DFT-s-OFDM QPSK	Front	0mm	\	\	12.25	13.70	0.661	**0.923**	0.207	**0.289**	-0.01	100.00%
0	Body	N77-L	630334	3445.01	DFT-s-OFDM QPSK	Front	0mm	FIG A.412	\	12.18	13.70	0.682	**0.968**	0.204	**0.289**	-0.14	100.00%
0	Body	N77-L	633334	3500.01	DFT-s-OFDM QPSK	Rear	0mm	\	\	12.25	13.70	0.098	**0.137**	0.039	**0.054**	-0.09	100.00%
0	Body	N77-L	633334	3500.01	DFT-s-OFDM QPSK	Right	0mm	\	\	12.25	13.70	0.414	**0.578**	0.125	**0.175**	-0.03	100.00%
0	Body	N77-L	633334	3500.01	CP-OFDM QPSK	Front	0mm	\	\	12.24	13.70	0.648	**0.907**	0.190	**0.266**	0.13	100.00%
2	Head	N77-L	633334	3500.01	DFT-s-OFDM QPSK	Cheek Left	0mm	\	\	19.65	19.70	0.165	**0.167**	0.069	**0.070**	0.11	100.00%
2	Head	N77-L	633334	3500.01	DFT-s-OFDM QPSK	Tilt Left	0mm	\	\	19.65	19.70	0.148	**0.150**	0.062	**0.063**	0.13	100.00%
2	Head	N77-L	633334	3500.01	DFT-s-OFDM QPSK	Cheek Right	0mm	\	\	19.65	19.70	0.454	**0.459**	0.180	**0.182**	0.16	100.00%
2	Head	N77-L	636332	3544.98	DFT-s-OFDM QPSK	Tilt Right	0mm	\	\	19.58	19.70	0.599	**0.616**	0.238	**0.245**	-0.03	100.00%
2	Head	N77-L	633334	3500.01	DFT-s-OFDM QPSK	Tilt Right	0mm	\	\	19.65	19.70	0.642	**0.649**	0.247	**0.250**	0.17	100.00%
2	Head	N77-L	630334	3445.01	DFT-s-OFDM QPSK	Tilt Right	0mm	FIG A.413	\	19.60	19.70	0.667	**0.683**	0.256	**0.262**	0.02	100.00%
2	Head	N77-L	633334	3500.01	CP-OFDM 64QAM	Tilt Right	0mm	\	\	19.63	19.70	0.635	**0.645**	0.246	**0.250**	-0.09	100.00%
2	Body	N77-L	633334	3500.01	DFT-s-OFDM QPSK	Front	0mm	\	\	13.05	13.20	0.443	**0.459**	0.135	**0.140**	-0.07	100.00%
2	Body	N77-L	633334	3500.01	DFT-s-OFDM QPSK	Rear	0mm	\	\	13.05	13.20	0.108	**0.112**	0.037	**0.038**	-0.02	100.00%
2	Body	N77-L	636332	3544.98	DFT-s-OFDM QPSK	Top	0mm	\	\	12.97	13.20	0.742	**0.782**	0.221	**0.233**	0.03	100.00%
2	Body	N77-L	633334	3500.01	DFT-s-OFDM QPSK	Top	0mm	\	\	13.05	13.20	0.739	**0.765**	0.225	**0.233**	-0.17	100.00%
2	Body	N77-L	630334	3445.01	DFT-s-OFDM QPSK	Top	0mm	FIG A.414	\	12.98	13.20	0.831	**0.874**	0.240	**0.252**	0.03	100.00%
2	Body	N77-L	633334	3500.01	CP-OFDM QPSK	Top	0mm	\	\	13.03	13.20	0.716	**0.745**	0.211	**0.219**	0.13	100.00%
3	Head	N77-L	636332	3544.98	DFT-s-OFDM QPSK	Cheek Left	0mm	\	\	25.31	26.70	0.746	**1.027**	0.336	**0.463**	-0.11	100.00%
3	Head	N77-L	633334	3500.01	DFT-s-OFDM QPSK	Cheek Left	0mm	FIG A.415	\	25.42	26.70	0.796	**1.069**	0.375	**0.504**	0.01	100.00%
3	Head	N77-L	630334	3445.01	DFT-s-OFDM QPSK	Cheek Left	0mm	\	\	25.33	26.70	0.775	**1.062**	0.362	**0.496**	-0.06	100.00%
3	Head	N77-L	633334	3500.01	DFT-s-OFDM QPSK	Tilt Left	0mm	\	\	25.42	26.70	0.206	**0.277**	0.102	**0.137**	0.11	100.00%
3	Head	N77-L	633334	3500.01	DFT-s-OFDM QPSK	Cheek Right	0mm	\	\	25.42	26.70	0.142	**0.191**	0.073	**0.098**	0.15	100.00%
3	Head	N77-L	633334	3500.01	DFT-s-OFDM QPSK	Tilt Right	0mm	\	\	25.42	26.70	0.122	**0.164**	0.061	**0.082**	-0.1	100.00%
3	Head	N77-L	633334	3500.01	CP-OFDM QPSK	Cheek Left	0mm	\	\	23.89	25.20	0.503	**0.680**	0.271	**0.366**	0.1	100.00%
3	Body	N77-L	633334	3500.01	DFT-s-OFDM QPSK	Front	0mm	\	\	9.38	10.70	0.337	**0.457**	0.122	**0.165**	0.06	100.00%
3	Body	N77-L	633334	3500.01	DFT-s-OFDM QPSK	Rear	0mm	\	\	9.38	10.70	0.149	**0.202**	0.052	**0.070**	0.12	100.00%
3	Body	N77-L	636332	3544.98	DFT-s-OFDM QPSK	Right	0mm	\	\	9.33	10.70	0.357	**0.489**	0.102	**0.140**	0.15	100.00%
3	Body	N77-L	633334	3500.01	DFT-s-OFDM QPSK	Right	0mm	\	\	9.38	10.70	0.389	**0.527**	0.111	**0.150**	-0.13	100.00%
3	Body	N77-L	630334	3445.01	DFT-s-OFDM QPSK	Right	0mm	FIG A.416	\	9.33	10.70	0.399	**0.547**	0.114	**0.156**	0.05	100.00%
3	Body	N77-L	630334	3445.01	CP-OFDM 256QAM	Right	0mm	\	\	9.36	10.70	0.396	**0.539**	0.113	**0.154**	0.03	100.00%
7	Head	N77-L	633334	3500.01	DFT-s-OFDM QPSK	Cheek Left	0mm	\	\	20.46	21.50	0.107	**0.136**	0.054	**0.069**	-0.05	100.00%
7	Head	N77-L	633334	3500.01	DFT-s-OFDM QPSK	Tilt Left	0mm	\	\	20.46	21.50	0.119	**0.151**	0.060	**0.076**	-0.09	100.00%
7	Head	N77-L	633334	3500.01	DFT-s-OFDM QPSK	Cheek Right	0mm	\	\	20.46	21.50	0.298	**0.379**	0.133	**0.169**	-0.18	100.00%
7	Head	N77-L	636332	3544.98	DFT-s-OFDM QPSK	Tilt Right	0mm	FIG A.417	\	20.35	21.50	0.563	**0.734**	0.223	**0.291**	-0.14	100.00%
7	Head	N77-L	633334	3500.01	DFT-s-OFDM QPSK	Tilt Right	0mm	\	\	20.46	21.50	0.522	**0.663**	0.216	**0.274**	0.17	100.00%
7	Head	N77-L	630334	3445.01	DFT-s-OFDM QPSK	Tilt Right	0mm	\	\	20.35	21.50	0.559	**0.728**	0.222	**0.289**	0.05	100.00%
7	Head	N77-L	633334	3500.01	CP-OFDM QPSK	Tilt Right	0mm	\	\	20.39	21.50	0.510	**0.659**	0.207	**0.267**	-0.07	100.00%
7	Body	N77-L	633334	3500.01	DFT-s-OFDM QPSK	Front	0mm	\	\	7.38	8.50	0.216	**0.280**	0.088	**0.114**	-0.07	100.00%
7	Body	N77-L	633334	3500.01	DFT-s-OFDM QPSK	Rear	0mm	\	\	7.38	8.50	0.045	**0.058**	0.020	**0.026**	-0.01	100.00%
7	Body	N77-L	633334	3500.01	DFT-s-OFDM QPSK	Right	0mm	\	\	7.38	8.50	0.046	**0.060**	0.017	**0.022**	-0.03	100.00%
7	Body	N77-L	636332	3544.98	DFT-s-OFDM QPSK	Top	0mm	FIG A.418	\	7.34	8.50	0.369	**0.482**	0.119	**0.155**	0.12	100.00%
7	Body	N77-L	633334	3500.01	DFT-s-OFDM QPSK	Top	0mm	\	\	7.38	8.50	0.363	**0.470**	0.117	**0.151**	0.1	100.00%
7	Body	N77-L	630334	3445.01	DFT-s-OFDM QPSK	Top	0mm	\	\	7.34	8.50	0.342	**0.447**	0.111	**0.145**	-0.11	100.00%
7	Body	N77-L	636332	3544.98	CP-OFDM 16QAM	Top	0mm	\	\	7.35	8.50	0.362	**0.472**	0.114	**0.149**	-0.16	100.00%

©Copyright. All rights reserved by CTTL.

ANT	RF Exposure Conditions	Frequency Band	Channel Number	Frequency (MHz)	Mode	Test setup	Distance	Figure No./Note	Note	EUT Measured Power (dBm)	Tune up (dBm)	Measured SAR 1g (W/kg)	Calculated SAR 1g (W/kg)	Measured SAR 10g (W/kg)	Calculated SAR 10g (W/kg)	Power Drift	Duty Cycle
0	Head	N77-H	665000	3975	DFT-s-OFDM QPSK	Cheek Left	0mm	\	\	22.29	23.70	0.378	**0.523**	0.174	**0.241**	0.16	100.00%
0	Head	N77-H	661400	3921	DFT-s-OFDM QPSK	Cheek Left	0mm	\	\	22.25	23.70	0.439	**0.613**	0.200	**0.279**	-0.04	100.00%
0	Head	N77-H	657800	3867	DFT-s-OFDM QPSK	Cheek Left	0mm	\	\	22.26	23.70	0.570	**0.794**	0.258	**0.359**	-0.03	100.00%
0	Head	N77-H	654200	3813	DFT-s-OFDM QPSK	Cheek Left	0mm	\	\	22.28	23.70	0.658	**0.912**	0.297	**0.412**	-0.07	100.00%
0	Head	N77-H	650600	3759	DFT-s-OFDM QPSK	Cheek Left	0mm	\	\	22.27	23.70	0.665	**0.924**	0.302	**0.420**	0.04	100.00%
0	Head	N77-H	647000	3705	DFT-s-OFDM QPSK	Cheek Left	0mm	FIG A.419	\	22.31	23.70	0.684	**0.942**	0.310	**0.427**	0.05	100.00%
0	Head	N77-H	647000	3705	DFT-s-OFDM QPSK	Tilt Left	0mm	\	\	22.31	23.70	0.173	**0.238**	0.083	**0.114**	-0.18	100.00%
0	Head	N77-H	647000	3705	DFT-s-OFDM QPSK	Cheek Right	0mm	\	\	22.31	23.70	0.050	**0.069**	0.019	**0.026**	-0.07	100.00%
0	Head	N77-H	647000	3705	DFT-s-OFDM QPSK	Tilt Right	0mm	\	\	22.31	23.70	0.045	**0.062**	0.022	**0.030**	0.11	100.00%
0	Head	N77-H	647000	3705	CP-OFDM QPSK	Cheek Left	0mm	\	\	22.24	23.70	0.639	**0.894**	0.282	**0.395**	-0.08	100.00%
0	Body	N77-H	665000	3975	DFT-s-OFDM QPSK	Front	0mm	\	\	12.51	13.70	0.502	**0.660**	0.150	**0.197**	0.08	100.00%
0	Body	N77-H	661400	3921	DFT-s-OFDM QPSK	Front	0mm	\	\	12.49	13.70	0.583	**0.770**	0.172	**0.227**	0.19	100.00%
0	Body	N77-H	657800	3867	DFT-s-OFDM QPSK	Front	0mm	\	\	12.50	13.70	0.758	**0.999**	0.222	**0.293**	-0.16	100.00%
0	Body	N77-H	654200	3813	DFT-s-OFDM QPSK	Front	0mm	\	\	12.51	13.70	0.875	**1.151**	0.256	**0.337**	-0.06	100.00%
0	Body	N77-H	650600	3759	DFT-s-OFDM QPSK	Front	0mm	FIG A.420	\	12.50	13.70	0.909	**1.198**	0.267	**0.352**	0.07	100.00%
0	Body	N77-H	647000	3705	DFT-s-OFDM QPSK	Front	0mm	\	\	12.53	13.70	0.833	**1.091**	0.244	**0.319**	-0.01	100.00%
0	Body	N77-H	647000	3705	DFT-s-OFDM QPSK	Rear	0mm	\	\	12.53	13.70	0.056	**0.073**	0.028	**0.037**	0.08	100.00%
0	Body	N77-H	647000	3705	DFT-s-OFDM QPSK	Right	0mm	\	\	12.53	13.70	0.385	**0.504**	0.123	**0.161**	0.03	100.00%
0	Body	N77-H	647000	3705	CP-OFDM 64QAM	Front	0mm	\	\	12.51	13.70	0.799	**1.051**	0.216	**0.284**	0.16	100.00%
2	Head	N77-H	647000	3705	DFT-s-OFDM QPSK	Cheek Left	0mm	\	\	19.28	19.70	0.295	**0.325**	0.123	**0.135**	-0.03	100.00%
2	Head	N77-H	647000	3705	DFT-s-OFDM QPSK	Tilt Left	0mm	\	\	19.28	19.70	0.248	**0.273**	0.105	**0.116**	-0.04	100.00%
2	Head	N77-H	647000	3705	DFT-s-OFDM QPSK	Cheek Right	0mm	\	\	19.28	19.70	0.543	**0.598**	0.230	**0.253**	0.14	100.00%
2	Head	N77-H	665000	3975	DFT-s-OFDM QPSK	Tilt Right	0mm	\	\	19.22	19.70	0.854	**0.954**	0.326	**0.364**	-0.16	100.00%
2	Head	N77-H	661400	3921	DFT-s-OFDM QPSK	Tilt Right	0mm	\	\	19.16	19.70	0.912	**1.033**	0.337	**0.382**	0.17	100.00%
2	Head	N77-H	657800	3867	DFT-s-OFDM QPSK	Tilt Right	0mm	\	\	19.23	19.70	0.921	**1.026**	0.338	**0.377**	-0.04	100.00%
2	Head	N77-H	654200	3813	DFT-s-OFDM QPSK	Tilt Right	0mm	FIG A.421	\	19.25	19.70	0.954	**1.058**	0.349	**0.387**	-0.1	100.00%
2	Head	N77-H	650600	3759	DFT-s-OFDM QPSK	Tilt Right	0mm	\	\	19.24	19.70	0.895	**0.995**	0.340	**0.378**	0.08	100.00%
2	Head	N77-H	647000	3705	DFT-s-OFDM QPSK	Tilt Right	0mm	\	\	19.28	19.70	0.792	**0.872**	0.304	**0.335**	0.12	100.00%
2	Head	N77-H	647000	3705	CP-OFDM QPSK	Tilt Right	0mm	\	\	19.17	19.70	0.680	**0.768**	0.275	**0.311**	-0.1	100.00%
2	Head	N77-H	647000	3705	DFT-s-OFDM QPSK	Cheek Left	0mm	\	Note1	16.73	17.20	0.118	**0.131**	0.051	**0.057**	0.08	100.00%
2	Head	N77-H	647000	3705	DFT-s-OFDM QPSK	Tilt Left	0mm	\	Note1	16.73	17.20	0.099	**0.110**	0.044	**0.049**	0.15	100.00%
2	Head	N77-H	647000	3705	DFT-s-OFDM QPSK	Cheek Right	0mm	\	Note1	16.73	17.20	0.216	**0.241**	0.096	**0.107**	0.04	100.00%
2	Head	N77-H	665000	3975	DFT-s-OFDM QPSK	Tilt Right	0mm	\	Note1	16.73	17.20	0.340	**0.379**	0.136	**0.152**	0.01	100.00%
2	Head	N77-H	661400	3921	DFT-s-OFDM QPSK	Tilt Right	0mm	\	Note1	16.61	17.20	0.363	**0.416**	0.141	**0.162**	-0.13	100.00%
2	Head	N77-H	657800	3867	DFT-s-OFDM QPSK	Tilt Right	0mm	\	Note1	16.68	17.20	0.367	**0.414**	0.141	**0.159**	0.09	100.00%
2	Head	N77-H	654200	3813	DFT-s-OFDM QPSK	Tilt Right	0mm	\	Note1	16.70	17.20	0.380	**0.426**	0.146	**0.164**	-0.03	100.00%
2	Head	N77-H	650600	3759	DFT-s-OFDM QPSK	Tilt Right	0mm	\	Note1	16.69	17.20	0.356	**0.400**	0.142	**0.160**	-0.02	100.00%
2	Head	N77-H	647000	3705	DFT-s-OFDM QPSK	Tilt Right	0mm	\	Note1	16.73	17.20	0.315	**0.351**	0.127	**0.142**	-0.07	100.00%
2	Head	N77-H	647000	3705	CP-OFDM QPSK	Tilt Right	0mm	\	Note1	16.62	17.20	0.271	**0.310**	0.115	**0.131**	-0.1	100.00%
2	Body	N77-H	647000	3705	DFT-s-OFDM QPSK	Front	0mm	\	\	13.15	13.20	0.534	**0.540**	0.169	**0.171**	0.08	100.00%
2	Body	N77-H	647000	3705	DFT-s-OFDM QPSK	Rear	0mm	\	\	13.15	13.20	0.165	**0.167**	0.055	**0.056**	0.16	100.00%
2	Body	N77-H	665000	3975	DFT-s-OFDM QPSK	Top	0mm	FIG A.422	\	13.11	13.20	1.120	**1.143**	0.291	**0.297**	0.17	100.00%
2	Body	N77-H	661400	3921	DFT-s-OFDM QPSK	Top	0mm	\	\	13.06	13.20	1.060	**1.095**	0.288	**0.297**	0.14	100.00%
2	Body	N77-H	657800	3867	DFT-s-OFDM QPSK	Top	0mm	\	\	13.11	13.20	1.070	**1.092**	0.290	**0.296**	0.01	100.00%
2	Body	N77-H	654200	3813	DFT-s-OFDM QPSK	Top	0mm	\	\	13.13	13.20	1.050	**1.067**	0.290	**0.295**	-0.01	100.00%
2	Body	N77-H	650600	3759	DFT-s-OFDM QPSK	Top	0mm	\	\	13.12	13.20	1.030	**1.049**	0.287	**0.292**	0.01	100.00%
2	Body	N77-H	647000	3705	DFT-s-OFDM QPSK	Top	0mm	\	\	13.15	13.20	0.991	**1.002**	0.286	**0.289**	0.19	100.00%
2	Body	N77-H	647000	3705	CP-OFDM 16QAM	Top	0mm	\	\	13.07	13.20	0.970	**0.999**	0.281	**0.290**	0.03	100.00%
3	Head	N77-H	665000	3975	DFT-s-OFDM QPSK	Cheek Left	0mm	\	\	24.80	26.70	0.568	**0.880**	0.242	**0.375**	0.16	100.00%
3	Head	N77-H	661400	3921	DFT-s-OFDM QPSK	Cheek Left	0mm	\	\	24.86	26.70	0.559	**0.854**	0.235	**0.359**	0.11	100.00%
3	Head	N77-H	657800	3867	DFT-s-OFDM QPSK	Cheek Left	0mm	\	\	24.91	26.70	0.583	**0.880**	0.252	**0.381**	-0.19	100.00%
3	Head	N77-H	654200	3813	DFT-s-OFDM QPSK	Cheek Left	0mm	\	\	24.96	26.70	0.605	**0.903**	0.271	**0.405**	-0.07	100.00%
3	Head	N77-H	650600	3759	DFT-s-OFDM QPSK	Cheek Left	0mm	\	\	25.00	26.70	0.617	**0.913**	0.286	**0.423**	-0.09	100.00%
3	Head	N77-H	647000	3705	DFT-s-OFDM QPSK	Cheek Left	0mm	FIG A.423	\	25.08	26.70	0.631	**0.916**	0.294	**0.427**	0.08	100.00%
3	Head	N77-H	647000	3705	DFT-s-OFDM QPSK	Tilt Left	0mm	\	\	25.08	26.70	0.299	**0.434**	0.136	**0.197**	0.16	100.00%
3	Head	N77-H	647000	3705	DFT-s-OFDM QPSK	Cheek Right	0mm	\	\	25.08	26.70	0.041	**0.060**	0.017	**0.025**	-0.15	100.00%
3	Head	N77-H	647000	3705	DFT-s-OFDM QPSK	Tilt Right	0mm	\	\	25.08	26.70	0.041	**0.060**	0.015	**0.022**	0.01	100.00%
3	Head	N77-H	647000	3705	CP-OFDM QPSK	Cheek Left	0mm	\	\	23.59	25.20	0.453	**0.656**	0.207	**0.300**	0.01	100.00%
3	Body	N77-H	647000	3705	DFT-s-OFDM QPSK	Front	0mm	\	\	9.36	10.70	0.315	**0.429**	0.106	**0.144**	0.1	100.00%
3	Body	N77-H	647000	3705	DFT-s-OFDM QPSK	Rear	0mm	\	\	9.36	10.70	0.048	**0.065**	0.019	**0.026**	0.07	100.00%
3	Body	N77-H	665000	3975	DFT-s-OFDM QPSK	Right	0mm	\	\	9.23	10.70	0.343	**0.481**	0.097	**0.136**	-0.19	100.00%
3	Body	N77-H	661400	3921	DFT-s-OFDM QPSK	Right	0mm	\	\	9.26	10.70	0.387	**0.539**	0.109	**0.152**	0.03	100.00%
3	Body	N77-H	657800	3867	DFT-s-OFDM QPSK	Right	0mm	\	\	9.27	10.70	0.424	**0.589**	0.119	**0.165**	-0.07	100.00%
3	Body	N77-H	654200	3813	DFT-s-OFDM QPSK	Right	0mm	FIG A.424	\	9.29	10.70	0.428	**0.592**	0.121	**0.167**	-0.11	100.00%
3	Body	N77-H	650600	3759	DFT-s-OFDM QPSK	Right	0mm	\	\	9.31	10.70	0.419	**0.577**	0.113	**0.156**	-0.18	100.00%
3	Body	N77-H	647000	3705	DFT-s-OFDM QPSK	Right	0mm	\	\	9.36	10.70	0.401	**0.546**	0.114	**0.155**	-0.02	100.00%
3	Body	N77-H	647000	3705	CP-OFDM QPSK	Right	0mm	\	\	9.34	10.70	0.394	**0.539**	0.107	**0.146**	0.02	100.00%
7	Head	N77-H	647000	3705	DFT-s-OFDM QPSK	Cheek Left	0mm	\	\	20.16	21.50	0.096	**0.131**	0.046	**0.063**	0.03	100.00%
7	Head	N77-H	647000	3705	DFT-s-OFDM QPSK	Tilt Left	0mm	\	\	20.16	21.50	0.106	**0.144**	0.051	**0.069**	0.06	100.00%
7	Head	N77-H	647000	3705	DFT-s-OFDM QPSK	Cheek Right	0mm	\	\	20.16	21.50	0.266	**0.362**	0.113	**0.154**	0.08	100.00%
7	Head	N77-H	665000	3975	DFT-s-OFDM QPSK	Tilt Right	0mm	\	\	20.14	21.50	0.466	**0.637**	0.184	**0.252**	-0.05	100.00%
7	Head	N77-H	661400	3921	DFT-s-OFDM QPSK	Tilt Right	0mm	\	\	20.11	21.50	0.499	**0.687**	0.189	**0.260**	0.07	100.00%
7	Head	N77-H	657800	3867	DFT-s-OFDM QPSK	Tilt Right	0mm	FIG A.425	\	20.13	21.50	0.503	**0.690**	0.190	**0.260**	-0.07	100.00%
7	Head	N77-H	654200	3813	DFT-s-OFDM QPSK	Tilt Right	0mm	\	\	20.14	21.50	0.482	**0.659**	0.179	**0.245**	-0.17	100.00%
7	Head	N77-H	650600	3759	DFT-s-OFDM QPSK	Tilt Right	0mm	\	\	20.13	21.50	0.489	**0.670**	0.181	**0.248**	0.18	100.00%
7	Head	N77-H	647000	3705	DFT-s-OFDM QPSK	Tilt Right	0mm	\	\	20.16	21.50	0.432	**0.588**	0.171	**0.233**	0.07	100.00%
7	Head	N77-H	647000	3705	CP-OFDM 16QAM	Tilt Right	0mm	\	\	20.12	21.50	0.428	**0.588**	0.169	**0.232**	0.13	100.00%
7	Body	N77-L	647000	3705	DFT-s-OFDM QPSK	Front	0mm	\	\	7.17	8.50	0.209	**0.284**	0.067	**0.091**	-0.09	100.00%
7	Body	N77-L	647000	3705	DFT-s-OFDM QPSK	Rear	0mm	\	\	7.17	8.50	0.046	**0.062**	0.015	**0.020**	-0.15	100.00%
7	Body	N77-L	647000	3705	DFT-s-OFDM QPSK	Right	0mm	\	\	7.17	8.50	0.031	**0.042**	0.009	**0.012**	0.14	100.00%
7	Body	N77-L	665000	3975	DFT-s-OFDM QPSK	Top	0mm	\	\	7.15	8.50	0.330	**0.450**	0.085	**0.116**	-0.16	100.00%
7	Body	N77-L	661400	3921	DFT-s-OFDM QPSK	Top	0mm	\	\	7.14	8.50	0.408	**0.558**	0.108	**0.148**	-0.14	100.00%
7	Body	N77-L	657800	3867	DFT-s-OFDM QPSK	Top	0mm	\	\	7.15	8.50	0.378	**0.516**	0.102	**0.139**	-0.16	100.00%
7	Body	N77-L	654200	3813	DFT-s-OFDM QPSK	Top	0mm	\	\	7.15	8.50	0.432	**0.589**	0.118	**0.161**	-0.14	100.00%
7	Body	N77-L	650600	3759	DFT-s-OFDM QPSK	Top	0mm	FIG A.426	\	7.15	8.50	0.457	**0.624**	0.124	**0.169**	0.09	100.00%
7	Body	N77-L	647000	3705	DFT-s-OFDM QPSK	Top	0mm	\	\	7.17	8.50	0.409	**0.556**	0.110	**0.149**	0.08	100.00%
7	Body	N77-L	647000	3705	CP-OFDM 16QAM	Top	0mm	\	\	7.15	8.50	0.394	**0.538**	0.107	**0.146**	-0.04	100.00%

©Copyright. All rights reserved by CTTL.

15.8 SAR results for WLAN - Folder Open

The maximum output power specified for production units are determined for all applicable 802.11 transmission modes in each standalone and aggregated frequency band. Maximum output power is measured for the highest maximum output power configuration(s) in each frequency band according to the default power measurement procedures.

When the same transmission mode configurations have the same maximum output power on the same channel for the 802.11 a/g/n/ac/ax modes, the channel in the lower order/sequence 802.11 mode (i.e. a, g, n ac then ax) is selected.

SAR Test reduction was applied from KDB 248227 guidance, when the same maximum power is specified for multiple transmission modes in a frequency band, the largest channel bandwidth, lowest order modulation, lowest data rate and lowest order 802.11a/g/n/ac mode is used for SAR measurement, on the highest measured output power channel in the initial test configuration, for each frequency band. Additional output power measurements were not deemed necessary.

Duty factor plot

CH11 ANT5

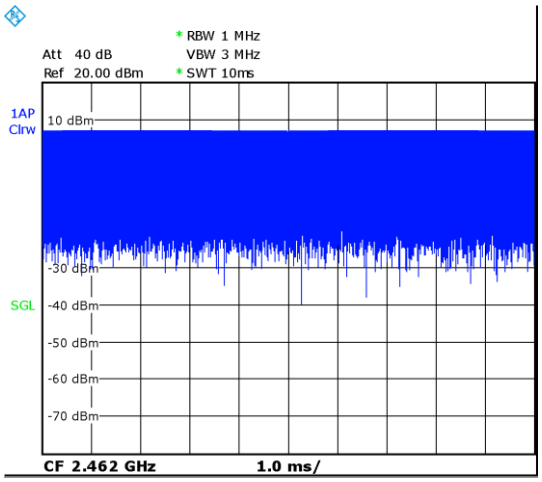

CH11 ANT6

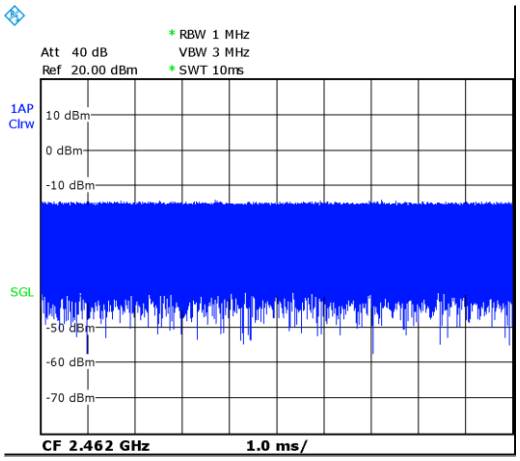

©Copyright. All rights reserved by CTTL.

CH42 ANT7

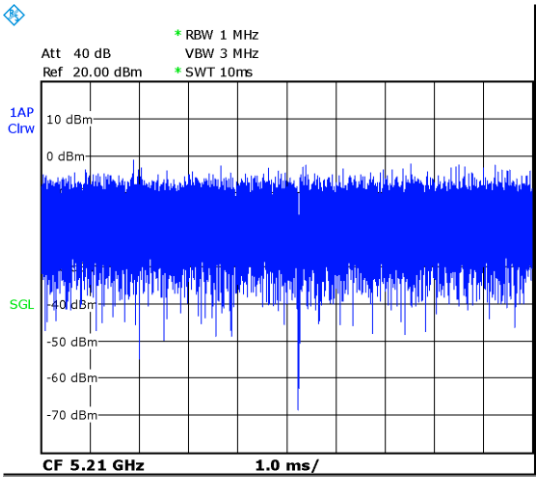

CH50 ANT10

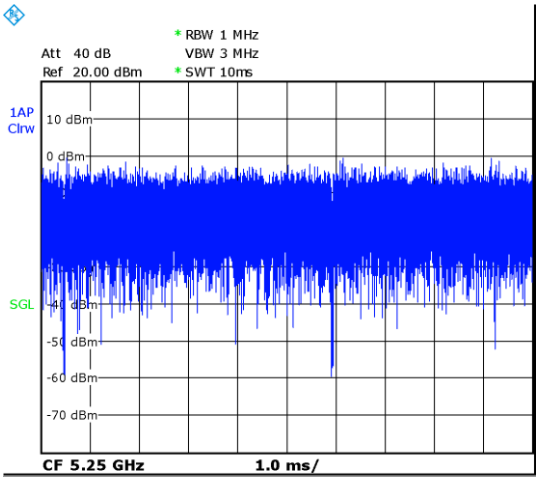

©Copyright. All rights reserved by CTTL.

WLAN 2.4G

ANT	RF Exposure Conditions	Frequency Band	Channel Number	Frequency (MHz)	Mode/RB	Test setup	Distance	Figure No.	Note	Duty Cycle	EUT Measured Power (dBm)	Tune up (dBm)	Measured SAR 1g (W/kg)	Calculated SAR 1g (W/kg)	Measured SAR 10g (W/kg)	Calculated SAR 10g (W/kg)	Power Drift
5	Head	WLAN2.4G	11	2462	11b	Cheek Left	0mm	\	\	100.00%	15.84	17.50	0.075	**0.110**	0.039	**0.057**	0.02
5	Head	WLAN2.4G	11	2462	11b	Tilt Left	0mm	\	\	100.00%	15.84	17.50	0.059	**0.086**	0.031	**0.045**	0.13
5	Head	WLAN2.4G	11	2462	11b	Cheek Right	0mm	\	\	100.00%	15.84	17.50	0.237	**0.347**	0.107	**0.157**	0.18
5	Head	WLAN2.4G	11	2462	11b	Tilt Right	0mm	FIG A.427	\	100.00%	15.84	17.50	0.264	**0.387**	0.124	**0.182**	0.04
5	Body	WLAN2.4G	11	2462	11b	Front	0mm	\	Note1	100.00%	10.07	11.50	0.339	**0.471**	0.142	**0.197**	0.1
5	Body	WLAN2.4G	11	2462	11b	Rear	0mm	\	Note1	100.00%	10.07	11.50	0.158	**0.220**	0.073	**0.101**	-0.15
5	Body	WLAN2.4G	11	2462	11b	Right	0mm	\	Note1	100.00%	10.07	11.50	0.147	**0.204**	0.055	**0.076**	-0.06
5	Body	WLAN2.4G	11	2462	11b	Top	0mm	FIG A.428	Note1	100.00%	10.07	11.50	0.509	**0.707**	0.180	**0.250**	0.14
5	Body	WLAN2.4G	11	2462	11b	Front	0mm	\	Note2	100.00%	7.93	9.50	0.217	**0.312**	0.072	**0.103**	-0.03
5	Body	WLAN2.4G	11	2462	11b	Rear	0mm	\	Note2	100.00%	7.93	9.50	0.101	**0.145**	0.037	**0.053**	-0.07
5	Body	WLAN2.4G	11	2462	11b	Right	0mm	\	Note2	100.00%	7.93	9.50	0.094	**0.135**	0.028	**0.040**	0.01
5	Body	WLAN2.4G	11	2462	11b	Top	0mm	\	Note2	100.00%	7.93	9.50	0.326	**0.468**	0.091	**0.131**	-0.1
5	Body	WLAN2.4G	11	2462	11b	Front	0mm	\	Note3	100.00%	4.85	6.50	0.105	**0.154**	0.041	**0.060**	-0.14
5	Body	WLAN2.4G	11	2462	11b	Rear	0mm	\	Note3	100.00%	4.85	6.50	0.049	**0.072**	0.021	**0.031**	-0.02
5	Body	WLAN2.4G	11	2462	11b	Right	0mm	\	Note3	100.00%	4.85	6.50	0.045	**0.066**	0.016	**0.023**	0.06
5	Body	WLAN2.4G	11	2462	11b	Top	0mm	\	Note3	100.00%	4.85	6.50	0.157	**0.230**	0.052	**0.076**	-0.16
5	Body	WLAN2.4G	11	2462	11b	Front	0mm	\	Note4	100.00%	4.13	5.50	0.079	**0.108**	0.027	**0.037**	-0.14
5	Body	WLAN2.4G	11	2462	11b	Rear	0mm	\	Note4	100.00%	4.13	5.50	0.037	**0.051**	0.014	**0.019**	-0.12
5	Body	WLAN2.4G	11	2462	11b	Right	0mm	\	Note4	100.00%	4.13	5.50	0.034	**0.047**	0.010	**0.014**	0.07
5	Body	WLAN2.4G	11	2462	11b	Top	0mm	\	Note4	100.00%	4.13	5.50	0.119	**0.163**	0.034	**0.047**	0.01
6	Head	WLAN2.4G	11	2462	11b	Cheek Left	0mm	FIG A.429	\	100.00%	15.69	17.50	0.138	**0.209**	0.062	**0.094**	0.07
6	Head	WLAN2.4G	11	2462	11b	Tilt Left	0mm	\	\	100.00%	15.69	17.50	0.035	**0.053**	0.017	**0.026**	0.15
6	Head	WLAN2.4G	11	2462	11b	Cheek Right	0mm	\	\	100.00%	15.69	17.50	0.016	**0.024**	0.008	**0.012**	0.01
6	Head	WLAN2.4G	11	2462	11b	Tilt Right	0mm	\	\	100.00%	15.69	17.50	0.013	**0.020**	0.005	**0.008**	-0.18
6	Body	WLAN2.4G	11	2462	11b	Front	0mm	FIG A.430	Note1	100.00%	9.71	11.50	0.258	**0.390**	0.092	**0.139**	0.12
6	Body	WLAN2.4G	11	2462	11b	Rear	0mm	\	Note1	100.00%	9.71	11.50	0.115	**0.174**	0.042	**0.063**	0.11
6	Body	WLAN2.4G	11	2462	11b	Right	0mm	\	Note1	100.00%	9.71	11.50	0.254	**0.384**	0.085	**0.128**	0.14
6	Body	WLAN2.4G	11	2462	11b	Top	0mm	\	Note1	100.00%	9.71	11.50	0.005	**0.008**	0.001	**0.001**	0.03
6	Body	WLAN2.4G	1	2412	11b	Front	0mm	\	Note2	100.00%	7.56	9.50	0.197	**0.308**	0.069	**0.108**	-0.12
6	Body	WLAN2.4G	1	2412	11b	Rear	0mm	\	Note2	100.00%	7.56	9.50	0.088	**0.138**	0.032	**0.050**	-0.08
6	Body	WLAN2.4G	1	2412	11b	Right	0mm	\	Note2	100.00%	7.56	9.50	0.194	**0.303**	0.064	**0.100**	0.02
6	Body	WLAN2.4G	1	2412	11b	Top	0mm	\	Note2	100.00%	7.56	9.50	0.004	**0.006**	0.001	**0.002**	0.18
6	Body	WLAN2.4G	1	2412	11b	Front	0mm	\	Note3	100.00%	4.53	6.50	0.085	**0.134**	0.025	**0.039**	-0.19
6	Body	WLAN2.4G	1	2412	11b	Rear	0mm	\	Note3	100.00%	4.53	6.50	0.038	**0.060**	0.011	**0.017**	0.02
6	Body	WLAN2.4G	1	2412	11b	Right	0mm	\	Note3	100.00%	4.53	6.50	0.084	**0.132**	0.023	**0.036**	-0.05
6	Body	WLAN2.4G	1	2412	11b	Top	0mm	\	Note3	100.00%	4.53	6.50	<0.01	**<0.01**	<0.01	**<0.01**	/
6	Body	WLAN2.4G	11	2462	11b	Front	0mm	\	Note4	100.00%	3.74	5.50	0.064	**0.096**	0.017	**0.025**	0.11
6	Body	WLAN2.4G	11	2462	11b	Rear	0mm	\	Note4	100.00%	3.74	5.50	0.029	**0.043**	0.008	**0.012**	-0.17
6	Body	WLAN2.4G	11	2462	11b	Right	0mm	\	Note4	100.00%	3.74	5.50	0.063	**0.094**	0.016	**0.024**	-0.18
6	Body	WLAN2.4G	11	2462	11b	Top	0mm	\	Note4	100.00%	3.74	5.50	<0.01	**<0.01**	<0.01	**<0.01**	/

Note1: The data is used for WIFI2.4G stand-alone

Note2: The data is used for WIFI2.4G +WIFI5G simultaneous transmission

Note3: The data is used for WIFI2.4G +WWAN simultaneous transmission

Note4: The data is used for WIFI2.4G +WIFI5G +WWAN simultaneous transmission

©Copyright. All rights reserved by CTTL.

WLAN 5G

ANT	RF Exposure Conditions	Frequency Band	Channel Number	Frequency (MHz)	Mode/RB	Test setup	Distance	Figure No.	Note	Duty Cycle	EUT Measured Power (dBm)	Tune up (dBm)	Measured SAR 1g (W/kg)	Calculated SAR 1g (W/kg)	Measured SAR 10g (W/kg)	Calculated SAR 10g (W/kg)	Power Drift
7	Head	WLAN5G	42	5210	11ac-80M	Cheek Left	0mm	\	Note1	100.00%	15.08	17.00	0.077	**0.119**	0.029	**0.045**	0.11
7	Head	WLAN5G	42	5210	11ac-80M	Tilt Left	0mm	\	Note1	100.00%	15.08	17.00	0.111	**0.173**	0.042	**0.065**	0.1
7	Head	WLAN5G	42	5210	11ac-80M	Cheek Right	0mm	\	Note1	100.00%	15.08	17.00	0.164	**0.255**	0.054	**0.084**	0.13
7	Head	WLAN5G	42	5210	11ac-80M	Tilt Right	0mm	FIG A.431	Note1	100.00%	15.08	17.00	0.459	**0.714**	0.134	**0.208**	-0.17
7	Head	WLAN5G	50	5250	11ac-160M	Cheek Left	0mm	\	Note1	100.00%	15.07	17.00	0.041	**0.064**	0.019	**0.030**	0.08
7	Head	WLAN5G	50	5250	11ac-160M	Tilt Left	0mm	\	Note1	100.00%	15.07	17.00	0.059	**0.092**	0.027	**0.042**	0.18
7	Head	WLAN5G	50	5250	11ac-160M	Cheek Right	0mm	\	Note1	100.00%	15.07	17.00	0.087	**0.136**	0.034	**0.053**	0.17
7	Head	WLAN5G	50	5250	11ac-160M	Tilt Right	0mm	\	Note1	100.00%	15.07	17.00	0.244	**0.381**	0.085	**0.133**	0.08
7	Head	WLAN5G	114	5570	11ac-160M	Cheek Left	0mm	\	Note1	100.00%	14.32	16.00	0.045	**0.066**	0.019	**0.028**	0.17
7	Head	WLAN5G	114	5570	11ac-160M	Tilt Left	0mm	\	Note1	100.00%	14.32	16.00	0.065	**0.096**	0.027	**0.040**	-0.05
7	Head	WLAN5G	114	5570	11ac-160M	Cheek Right	0mm	\	Note1	100.00%	14.32	16.00	0.096	**0.141**	0.035	**0.052**	0.08
7	Head	WLAN5G	114	5570	11ac-160M	Tilt Right	0mm	\	Note1	100.00%	14.32	16.00	0.270	**0.398**	0.087	**0.128**	-0.18
7	Head	WLAN5G	155	5775	11ac-80M	Cheek Left	0mm	\	Note1	100.00%	14.29	15.50	0.063	**0.083**	0.027	**0.036**	0.08
7	Head	WLAN5G	155	5775	11ac-80M	Tilt Left	0mm	\	Note1	100.00%	14.29	15.50	0.091	**0.120**	0.039	**0.052**	-0.17
7	Head	WLAN5G	155	5775	11ac-80M	Cheek Right	0mm	\	Note1	100.00%	14.29	15.50	0.134	**0.177**	0.051	**0.067**	-0.17
7	Head	WLAN5G	155	5775	11ac-80M	Tilt Right	0mm	\	Note1	100.00%	14.29	15.50	0.376	**0.497**	0.126	**0.166**	0.15
7	Head	WLAN5G	42	5210	11ac-80M	Cheek Left	0mm	\	Note2	100.00%	13.64	15.50	0.028	**0.043**	0.010	**0.015**	0.12
7	Head	WLAN5G	42	5210	11ac-80M	Tilt Left	0mm	\	Note2	100.00%	13.64	15.50	<0.01	**<0.01**	<0.01	**<0.01**	/
7	Head	WLAN5G	42	5210	11ac-80M	Cheek Right	0mm	\	Note2	100.00%	13.64	15.50	0.061	**0.094**	0.021	**0.032**	-0.15
7	Head	WLAN5G	42	5210	11ac-80M	Tilt Right	0mm	\	Note2	100.00%	13.64	15.50	0.034	**0.052**	0.011	**0.017**	-0.03
7	Head	WLAN5G	50	5250	11ac-160M	Cheek Left	0mm	\	Note2	100.00%	14.11	15.50	0.051	**0.070**	0.018	**0.025**	-0.06
7	Head	WLAN5G	50	5250	11ac-160M	Tilt Left	0mm	\	Note2	100.00%	14.11	15.50	0.003	**0.004**	0.001	**0.001**	-0.12
7	Head	WLAN5G	50	5250	11ac-160M	Cheek Right	0mm	\	Note2	100.00%	14.11	15.50	0.111	**0.153**	0.038	**0.052**	-0.11
7	Head	WLAN5G	50	5250	11ac-160M	Tilt Right	0mm	\	Note2	100.00%	14.11	15.50	0.062	**0.085**	0.020	**0.028**	0.07
7	Head	WLAN5G	114	5570	11ac-160M	Cheek Left	0mm	\	Note2	100.00%	14.84	16.50	0.086	**0.126**	0.030	**0.044**	-0.1
7	Head	WLAN5G	114	5570	11ac-160M	Tilt Left	0mm	\	Note2	100.00%	14.84	16.50	0.006	**0.009**	0.001	**0.001**	0.1
7	Head	WLAN5G	114	5570	11ac-160M	Cheek Right	0mm	\	Note2	100.00%	14.84	16.50	0.188	**0.276**	0.062	**0.091**	-0.11
7	Head	WLAN5G	114	5570	11ac-160M	Tilt Right	0mm	\	Note2	100.00%	14.84	16.50	0.104	**0.152**	0.032	**0.047**	-0.15
7	Head	WLAN5G	155	5775	11ac-80M	Cheek Left	0mm	\	Note2	100.00%	15.83	17.00	0.163	**0.213**	0.064	**0.084**	0.11
7	Head	WLAN5G	155	5775	11ac-80M	Tilt Left	0mm	\	Note2	100.00%	15.83	17.00	0.011	**0.014**	0.002	**0.003**	0.01
7	Head	WLAN5G	155	5775	11ac-80M	Cheek Right	0mm	\	Note2	100.00%	15.83	17.00	0.357	**0.467**	0.132	**0.173**	0.02
7	Head	WLAN5G	155	5775	11ac-80M	Tilt Right	0mm	\	Note2	100.00%	15.83	17.00	0.198	**0.259**	0.068	**0.089**	-0.01
7	Head	WLAN5G	42	5210	11ac-80M	Cheek Left	0mm	\	Note3	100.00%	11.25	13.00	<0.01	**<0.01**	<0.01	**<0.01**	/
7	Head	WLAN5G	42	5210	11ac-80M	Tilt Left	0mm	\	Note3	100.00%	11.25	13.00	<0.01	**<0.01**	<0.01	**<0.01**	/
7	Head	WLAN5G	42	5210	11ac-80M	Cheek Right	0mm	\	Note3	100.00%	11.25	13.00	0.032	**0.048**	0.011	**0.016**	-0.17
7	Head	WLAN5G	42	5210	11ac-80M	Tilt Right	0mm	\	Note3	100.00%	11.25	13.00	0.018	**0.027**	0.006	**0.009**	-0.09
7	Head	WLAN5G	50	5250	11ac-160M	Cheek Left	0mm	\	Note3	100.00%	11.06	13.00	<0.01	**<0.01**	<0.01	**<0.01**	/
7	Head	WLAN5G	50	5250	11ac-160M	Tilt Left	0mm	\	Note3	100.00%	11.06	13.00	<0.01	**<0.01**	<0.01	**<0.01**	/
7	Head	WLAN5G	50	5250	11ac-160M	Cheek Right	0mm	\	Note3	100.00%	11.06	13.00	0.058	**0.091**	0.020	**0.031**	-0.07
7	Head	WLAN5G	50	5250	11ac-160M	Tilt Right	0mm	\	Note3	100.00%	11.06	13.00	0.033	**0.052**	0.010	**0.016**	-0.07
7	Head	WLAN5G	114	5570	11ac-160M	Cheek Left	0mm	\	Note3	100.00%	13.00	14.00	0.045	**0.057**	0.016	**0.020**	-0.11
7	Head	WLAN5G	114	5570	11ac-160M	Tilt Left	0mm	\	Note3	100.00%	13.00	14.00	<0.01	**<0.01**	<0.01	**<0.01**	/
7	Head	WLAN5G	114	5570	11ac-160M	Cheek Right	0mm	\	Note3	100.00%	13.00	14.00	0.099	**0.125**	0.032	**0.040**	-0.02
7	Head	WLAN5G	114	5570	11ac-160M	Tilt Right	0mm	\	Note3	100.00%	13.00	14.00	0.055	**0.069**	0.017	**0.021**	-0.02
7	Head	WLAN5G	155	5775	11ac-80M	Cheek Left	0mm	\	Note3	100.00%	13.62	15.00	0.086	**0.118**	0.033	**0.045**	0.19
7	Head	WLAN5G	155	5775	11ac-80M	Tilt Left	0mm	\	Note3	100.00%	13.62	15.00	<0.01	**<0.01**	<0.01	**<0.01**	/
7	Head	WLAN5G	155	5775	11ac-80M	Cheek Right	0mm	\	Note3	100.00%	13.62	15.00	0.188	**0.258**	0.069	**0.095**	0.19
7	Head	WLAN5G	155	5775	11ac-80M	Tilt Right	0mm	\	Note3	100.00%	13.62	15.00	0.104	**0.143**	0.036	**0.049**	-0.18
7	Body	WLAN5G	42	5210	11ac-80M	Front	0mm	\	Note4	100.00%	7.62	9.50	0.228	**0.352**	0.054	**0.083**	0.15
7	Body	WLAN5G	42	5210	11ac-80M	Rear	0mm	\	Note4	100.00%	7.62	9.50	0.096	**0.148**	0.022	**0.034**	0.05
7	Body	WLAN5G	42	5210	11ac-80M	Right	0mm	\	Note4	100.00%	7.62	9.50	<0.01	**<0.01**	<0.01	**<0.01**	/
7	Body	WLAN5G	42	5210	11ac-80M	Top	0mm	FIG A.432	Note4	100.00%	7.62	9.50	0.329	**0.507**	0.077	**0.119**	0.11
7	Body	WLAN5G	50	5250	11ac-160M	Front	0mm	\	Note4	100.00%	7.66	9.50	0.163	**0.249**	0.029	**0.044**	-0.08
7	Body	WLAN5G	50	5250	11ac-160M	Rear	0mm	\	Note4	100.00%	7.66	9.50	0.069	**0.105**	0.012	**0.018**	0.03
7	Body	WLAN5G	50	5250	11ac-160M	Right	0mm	\	Note4	100.00%	7.66	9.50	<0.01	**<0.01**	<0.01	**<0.01**	/
7	Body	WLAN5G	50	5250	11ac-160M	Top	0mm	\	Note4	100.00%	7.66	9.50	0.235	**0.359**	0.042	**0.064**	-0.03
7	Body	WLAN5G	114	5570	11ac-160M	Front	0mm	\	Note4	100.00%	6.11	8.00	0.100	**0.155**	0.015	**0.023**	0.03
7	Body	WLAN5G	114	5570	11ac-160M	Rear	0mm	\	Note4	100.00%	6.11	8.00	0.042	**0.065**	0.006	**0.009**	0.16
7	Body	WLAN5G	114	5570	11ac-160M	Right	0mm	\	Note4	100.00%	6.11	8.00	<0.01	**<0.01**	<0.01	**<0.01**	/
7	Body	WLAN5G	114	5570	11ac-160M	Top	0mm	\	Note4	100.00%	6.11	8.00	0.144	**0.223**	0.022	**0.034**	0.01
7	Body	WLAN5G	155	5775	11ac-80M	Front	0mm	\	Note4	100.00%	5.30	7.00	0.161	**0.238**	0.030	**0.044**	0.14
7	Body	WLAN5G	155	5775	11ac-80M	Rear	0mm	\	Note4	100.00%	5.30	7.00	0.068	**0.101**	0.012	**0.018**	-0.16
7	Body	WLAN5G	155	5775	11ac-80M	Right	0mm	\	Note4	100.00%	5.30	7.00	<0.01	**<0.01**	<0.01	**<0.01**	/
7	Body	WLAN5G	155	5775	11ac-80M	Top	0mm	\	Note4	100.00%	5.30	7.00	0.232	**0.343**	0.043	**0.064**	-0.18
7	Body	WLAN5G	42	5210	11ac-80M	Front	0mm	\	Note5	100.00%	5.03	7.00	0.111	**0.175**	0.025	**0.039**	-0.13
7	Body	WLAN5G	42	5210	11ac-80M	Rear	0mm	\	Note5	100.00%	5.03	7.00	0.047	**0.074**	0.010	**0.016**	-0.11
7	Body	WLAN5G	42	5210	11ac-80M	Right	0mm	\	Note5	100.00%	5.03	7.00	<0.01	**<0.01**	<0.01	**<0.01**	/
7	Body	WLAN5G	42	5210	11ac-80M	Top	0mm	\	Note5	100.00%	5.03	7.00	0.160	**0.252**	0.035	**0.055**	0.06
7	Body	WLAN5G	50	5250	11ac-160M	Front	0mm	\	Note5	100.00%	5.11	7.00	0.079	**0.122**	0.013	**0.020**	0.08
7	Body	WLAN5G	50	5250	11ac-160M	Rear	0mm	\	Note5	100.00%	5.11	7.00	0.034	**0.053**	0.005	**0.008**	0.17
7	Body	WLAN5G	50	5250	11ac-160M	Right	0mm	\	Note5	100.00%	5.11	7.00	<0.01	**<0.01**	<0.01	**<0.01**	/
7	Body	WLAN5G	50	5250	11ac-160M	Top	0mm	\	Note5	100.00%	5.11	7.00	0.114	**0.176**	0.019	**0.029**	-0.05
7	Body	WLAN5G	114	5570	11ac-160M	Front	0mm	\	Note5	100.00%	4.31	6.00	0.049	**0.072**	0.007	**0.010**	-0.11
7	Body	WLAN5G	114	5570	11ac-160M	Rear	0mm	\	Note5	100.00%	4.31	6.00	0.020	**0.030**	0.003	**0.004**	0.15
7	Body	WLAN5G	114	5570	11ac-160M	Right	0mm	\	Note5	100.00%	4.31	6.00	<0.01	**<0.01**	<0.01	**<0.01**	/
7	Body	WLAN5G	114	5570	11ac-160M	Top	0mm	\	Note5	100.00%	4.31	6.00	0.070	**0.103**	0.010	**0.015**	-0.06
7	Body	WLAN5G	155	5775	11ac-80M	Front	0mm	\	Note5	100.00%	4.06	6.00	0.078	**0.122**	0.014	**0.022**	0.08
7	Body	WLAN5G	155	5775	11ac-80M	Rear	0mm	\	Note5	100.00%	4.06	6.00	0.033	**0.052**	0.005	**0.008**	0.16
7	Body	WLAN5G	155	5775	11ac-80M	Right	0mm	\	Note5	100.00%	4.06	6.00	<0.01	**<0.01**	<0.01	**<0.01**	/
7	Body	WLAN5G	155	5775	11ac-80M	Top	0mm	\	Note5	100.00%	4.06	6.00	0.113	**0.177**	0.020	**0.031**	0.12
7	Body	WLAN5G	42	5210	11ac-80M	Front	0mm	\	Note6	100.00%	4.20	6.00	0.076	**0.115**	0.019	**0.029**	-0.05
7	Body	WLAN5G	42	5210	11ac-80M	Rear	0mm	\	Note6	100.00%	4.20	6.00	0.032	**0.048**	0.008	**0.012**	0.17
7	Body	WLAN5G	42	5210	11ac-80M	Right	0mm	\	Note6	100.00%	4.20	6.00	<0.01	**<0.01**	<0.01	**<0.01**	/
7	Body	WLAN5G	42	5210	11ac-80M	Top	0mm	\	Note6	100.00%	4.20	6.00	0.110	**0.166**	0.027	**0.041**	0.15
7	Body	WLAN5G	50	5250	11ac-160M	Front	0mm	\	Note6	100.00%	4.10	6.00	0.054	**0.084**	0.010	**0.015**	-0.05
7	Body	WLAN5G	50	5250	11ac-160M	Rear	0mm	\	Note6	100.00%	4.10	6.00	0.023	**0.036**	0.004	**0.006**	-0.11
7	Body	WLAN5G	50	5250	11ac-160M	Right	0mm	\	Note6	100.00%	4.10	6.00	<0.01	**<0.01**	<0.01	**<0.01**	/
7	Body	WLAN5G	50	5250	11ac-160M	Top	0mm	\	Note6	100.00%	4.10	6.00	0.079	**0.122**	0.015	**0.023**	0.16
7	Body	WLAN5G	114	5570	11ac-160M	Front	0mm	\	Note6	100.00%	4.31	6.00	0.049	**0.072**	0.007	**0.010**	-0.11
7	Body	WLAN5G	114	5570	11ac-160M	Rear	0mm	\	Note6	100.00%	4.31	6.00	0.020	**0.030**	0.003	**0.004**	0.15
7	Body	WLAN5G	114	5570	11ac-160M	Right	0mm	\	Note6	100.00%	4.31	6.00	<0.01	**<0.01**	<0.01	**<0.01**	/
7	Body	WLAN5G	114	5570	11ac-160M	Top	0mm	\	Note6	100.00%	4.31	6.00	0.070	**0.103**	0.010	**0.015**	-0.06
7	Body	WLAN5G	155	5775	11ac-80M	Front	0mm	\	Note6	100.00%	4.06	6.00	0.078	**0.122**	0.014	**0.022**	0.08
7	Body	WLAN5G	155	5775	11ac-80M	Rear	0mm	\	Note6	100.00%	4.06	6.00	0.033	**0.052**	0.005	**0.008**	0.16
7	Body	WLAN5G	155	5775	11ac-80M	Right	0mm	\	Note6	100.00%	4.06	6.00	<0.01	**<0.01**	<0.01	**<0.01**	/
7	Body	WLAN5G	155	5775	11ac-80M	Top	0mm	\	Note6	100.00%	4.06	6.00	0.113	**0.177**	0.020	**0.031**	0.12

©Copyright. All rights reserved by CTTL.

ANT	RF Exposure Conditions	Frequency Band	Channel Number	Frequency (MHz)	Mode/RB	Test setup	Distance	Figure No.	Note	Duty Cycle	EUT Measured Power (dBm)	Tune up (dBm)	Measured SAR 1g (W/kg)	Calculated SAR 1g (W/kg)	Measured SAR 10g (W/kg)	Calculated SAR 10g (W/kg)	Power Drift
10	Head	WLAN5G	42	5210	11ac-80M	Cheek Left	0mm	\	Note1	100.00%	15.60	17.00	0.012	**0.017**	0.003	**0.004**	-0.11
10	Head	WLAN5G	42	5210	11ac-80M	Tilt Left	0mm	\	Note1	100.00%	15.60	17.00	0.010	**0.014**	0.003	**0.004**	0.16
10	Head	WLAN5G	42	5210	11ac-80M	Cheek Right	0mm	\	Note1	100.00%	15.60	17.00	0.050	**0.069**	0.016	**0.022**	-0.06
10	Head	WLAN5G	42	5210	11ac-80M	Tilt Right	0mm	\	Note1	100.00%	15.60	17.00	0.033	**0.046**	0.011	**0.015**	0.07
10	Head	WLAN5G	50	5250	11ac-160M	Cheek Left	0mm	\	Note1	100.00%	15.94	17.00	0.022	**0.028**	0.004	**0.005**	0.17
10	Head	WLAN5G	50	5250	11ac-160M	Tilt Left	0mm	\	Note1	100.00%	15.94	17.00	0.018	**0.023**	0.004	**0.005**	-0.1
10	Head	WLAN5G	50	5250	11ac-160M	Cheek Right	0mm	FIG A.433	Note1	100.00%	15.94	17.00	0.091	**0.116**	0.023	**0.029**	0.08
10	Head	WLAN5G	50	5250	11ac-160M	Tilt Right	0mm	\	Note1	100.00%	15.94	17.00	0.060	**0.077**	0.016	**0.020**	0.08
10	Head	WLAN5G	114	5570	11ac-160M	Cheek Left	0mm	\	Note1	100.00%	15.10	16.00	<0.01	**<0.01**	<0.01	**<0.01**	/
10	Head	WLAN5G	114	5570	11ac-160M	Tilt Left	0mm	\	Note1	100.00%	15.10	16.00	<0.01	**<0.01**	<0.01	**<0.01**	/
10	Head	WLAN5G	114	5570	11ac-160M	Cheek Right	0mm	\	Note1	100.00%	15.10	16.00	<0.01	**<0.01**	<0.01	**<0.01**	/
10	Head	WLAN5G	114	5570	11ac-160M	Tilt Right	0mm	\	Note1	100.00%	15.10	16.00	<0.01	**<0.01**	<0.01	**<0.01**	/
10	Head	WLAN5G	155	5775	11ac-80M	Cheek Left	0mm	\	Note1	100.00%	13.77	15.50	<0.01	**<0.01**	<0.01	**<0.01**	/
10	Head	WLAN5G	155	5775	11ac-80M	Tilt Left	0mm	\	Note1	100.00%	13.77	15.50	<0.01	**<0.01**	<0.01	**<0.01**	/
10	Head	WLAN5G	155	5775	11ac-80M	Cheek Right	0mm	\	Note1	100.00%	13.77	15.50	<0.01	**<0.01**	<0.01	**<0.01**	/
10	Head	WLAN5G	155	5775	11ac-80M	Tilt Right	0mm	\	Note1	100.00%	13.77	15.50	<0.01	**<0.01**	<0.01	**<0.01**	/
10	Head	WLAN5G	42	5210	11ac-80M	Cheek Left	0mm	\	Note2/3	100.00%	14.06	15.50	<0.01	**<0.01**	<0.01	**<0.01**	/
10	Head	WLAN5G	42	5210	11ac-80M	Tilt Left	0mm	\	Note2/3	100.00%	14.06	15.50	<0.01	**<0.01**	<0.01	**<0.01**	/
10	Head	WLAN5G	42	5210	11ac-80M	Cheek Right	0mm	\	Note2/3	100.00%	14.06	15.50	<0.01	**<0.01**	<0.01	**<0.01**	/
10	Head	WLAN5G	42	5210	11ac-80M	Tilt Right	0mm	\	Note2/3	100.00%	14.06	15.50	<0.01	**<0.01**	<0.01	**<0.01**	/
10	Head	WLAN5G	50	5250	11ac-160M	Cheek Left	0mm	\	Note2/3	100.00%	14.34	15.50	<0.01	**<0.01**	<0.01	**<0.01**	/
10	Head	WLAN5G	50	5250	11ac-160M	Tilt Left	0mm	\	Note2/3	100.00%	14.34	15.50	<0.01	**<0.01**	<0.01	**<0.01**	/
10	Head	WLAN5G	50	5250	11ac-160M	Cheek Right	0mm	\	Note2/3	100.00%	14.34	15.50	<0.01	**<0.01**	<0.01	**<0.01**	/
10	Head	WLAN5G	50	5250	11ac-160M	Tilt Right	0mm	\	Note2/3	100.00%	14.34	15.50	<0.01	**<0.01**	<0.01	**<0.01**	/
10	Head	WLAN5G	114	5570	11ac-160M	Cheek Left	0mm	\	Note2/3	100.00%	15.55	16.00	0.010	**0.011**	0.002	**0.002**	-0.18
10	Head	WLAN5G	114	5570	11ac-160M	Tilt Left	0mm	\	Note2/3	100.00%	15.55	16.00	0.008	**0.009**	0.002	**0.002**	0.05
10	Head	WLAN5G	114	5570	11ac-160M	Cheek Right	0mm	\	Note2/3	100.00%	15.55	16.00	0.042	**0.047**	0.009	**0.010**	0.02
10	Head	WLAN5G	114	5570	11ac-160M	Tilt Right	0mm	\	Note2/3	100.00%	15.55	16.00	0.028	**0.031**	0.006	**0.007**	0.18
10	Head	WLAN5G	155	5775	11ac-80M	Cheek Left	0mm	\	Note2/3	100.00%	15.36	17.00	0.011	**0.016**	0.003	**0.004**	-0.18
10	Head	WLAN5G	155	5775	11ac-80M	Tilt Left	0mm	\	Note2/3	100.00%	15.36	17.00	0.009	**0.013**	0.003	**0.004**	0.01
10	Head	WLAN5G	155	5775	11ac-80M	Cheek Right	0mm	\	Note2/3	100.00%	15.36	17.00	0.045	**0.066**	0.014	**0.020**	0.12
10	Head	WLAN5G	155	5775	11ac-80M	Tilt Right	0mm	\	Note2/3	100.00%	15.36	17.00	0.030	**0.044**	0.010	**0.015**	-0.13
10	Body	WLAN5G	42	5210	11ac-80M	Front	0mm	\	Note4/5/6	100.00%	7.51	9.50	<0.01	**<0.01**	<0.01	**<0.01**	/
10	Body	WLAN5G	42	5210	11ac-80M	Rear	0mm	\	Note4/5/6	100.00%	7.51	9.50	<0.01	**<0.01**	<0.01	**<0.01**	/
10	Body	WLAN5G	42	5210	11ac-80M	Top	0mm	\	Note4/5/6	100.00%	7.51	9.50	<0.01	**<0.01**	<0.01	**<0.01**	/
10	Body	WLAN5G	50	5250	11ac-160M	Front	0mm	\	Note4/5/6	100.00%	7.61	9.50	<0.01	**<0.01**	<0.01	**<0.01**	/
10	Body	WLAN5G	50	5250	11ac-160M	Rear	0mm	\	Note4/5/6	100.00%	7.61	9.50	<0.01	**<0.01**	<0.01	**<0.01**	/
10	Body	WLAN5G	50	5250	11ac-160M	Top	0mm	FIG A.434	Note4/5/6	100.00%	7.61	9.50	0.030	**0.046**	0.007	**0.011**	0.12
10	Body	WLAN5G	114	5570	11ac-160M	Front	0mm	\	Note4/5/6	100.00%	7.16	8.00	<0.01	**<0.01**	<0.01	**<0.01**	/
10	Body	WLAN5G	114	5570	11ac-160M	Rear	0mm	\	Note4/5/6	100.00%	7.16	8.00	<0.01	**<0.01**	<0.01	**<0.01**	/
10	Body	WLAN5G	114	5570	11ac-160M	Top	0mm	\	Note4/5/6	100.00%	7.16	8.00	<0.01	**<0.01**	<0.01	**<0.01**	/
10	Body	WLAN5G	155	5775	11ac-80M	Front	0mm	\	Note4/5/6	100.00%	5.56	7.00	<0.01	**<0.01**	<0.01	**<0.01**	/
10	Body	WLAN5G	155	5775	11ac-80M	Rear	0mm	\	Note4/5/6	100.00%	5.56	7.00	<0.01	**<0.01**	<0.01	**<0.01**	/
10	Body	WLAN5G	155	5775	11ac-80M	Top	0mm	\	Note4/5/6	100.00%	5.56	7.00	<0.01	**<0.01**	<0.01	**<0.01**	/

Note1: The data is used for WIFI5G Head stand-alone and WIFI2.4G +WIFI5G Head simultaneous transmission

Note2: The data is used for WWAN +WIFI5G Head simultaneous transmission

Note3: The data is used for WIFI2.4G +WIFI5G +WWAN Head simultaneous transmission

Note4: The data is used for WIFI5G Body stand-alone and WIFI2.4G +WIFI5G Body simultaneous transmission

Note5: The data is used for WIFI2.4G +WIFI5G Body simultaneous transmission and WWAN +WIFI5G Body simultaneous transmission

Note6: The data is used for WIFI2.4G +WIFI5G +WWAN Body simultaneous transmission

©Copyright. All rights reserved by CTTL.

WLAN 6E

ANT	RF Exposure Conditions	Frequency Band	Channel Number	Frequency (MHz)	Mode/RB	Test setup	Distance	Figure No.	Note	Duty Cycle	EUT Measured Power (dBm)	Tune up (dBm)	Measured SAR 1g (W/kg)	Calculated SAR 1g (W/kg)	Measured SAR 10g (W/kg)	Calculated SAR 10g (W/kg)	Power Drift	APD (W/m^2)
7	Head	WLAN6G	31	6105	11be-320M	Cheek Left	0mm	\	\	90.00%	9.78	11.00	<0.01	<0.01	<0.01	<0.01	/	/
7	Head	WLAN6G	31	6105	11be-320M	Tilt Left	0mm	\	\	90.00%	9.78	11.00	<0.01	<0.01	<0.01	<0.01	/	/
7	Head	WLAN6G	31	6105	11be-320M	Cheek Right	0mm	\	\	90.00%	9.78	11.00	<0.01	<0.01	<0.01	<0.01	/	/
7	Head	WLAN6G	31	6105	11be-320M	Tilt Right	0mm	\	\	90.00%	9.78	11.00	<0.01	<0.01	<0.01	<0.01	/	/
7	Head	WLAN6G	63	6265	11be-320M	Cheek Left	0mm	\	\	90.00%	9.56	11.00	<0.01	<0.01	<0.01	<0.01	/	/
7	Head	WLAN6G	63	6265	11be-320M	Tilt Left	0mm	\	\	90.00%	9.56	11.00	<0.01	<0.01	<0.01	<0.01	/	/
7	Head	WLAN6G	63	6265	11be-320M	Cheek Right	0mm	\	\	90.00%	9.56	11.00	<0.01	<0.01	<0.01	<0.01	/	/
7	Head	WLAN6G	63	6265	11be-320M	Tilt Right	0mm	\	\	90.00%	9.56	11.00	<0.01	<0.01	<0.01	<0.01	/	/
7	Head	WLAN6G	95	6425	11be-320M	Cheek Left	0mm	\	\	90.00%	9.93	11.00	<0.01	<0.01	<0.01	<0.01	/	/
7	Head	WLAN6G	95	6425	11be-320M	Tilt Left	0mm	\	\	90.00%	9.93	11.00	<0.01	<0.01	<0.01	<0.01	/	/
7	Head	WLAN6G	95	6425	11be-320M	Cheek Right	0mm	\	\	90.00%	9.93	11.00	<0.01	<0.01	<0.01	<0.01	/	/
7	Head	WLAN6G	95	6425	11be-320M	Tilt Right	0mm	\	\	90.00%	9.93	11.00	<0.01	<0.01	<0.01	<0.01	/	/
7	Head	WLAN6G	159	6745	11be-320M	Cheek Left	0mm	\	\	90.00%	9.97	11.00	<0.01	<0.01	<0.01	<0.01	/	/
7	Head	WLAN6G	159	6745	11be-320M	Tilt Left	0mm	\	\	90.00%	9.97	11.00	<0.01	<0.01	<0.01	<0.01	/	/
7	Head	WLAN6G	159	6745	11be-320M	Cheek Right	0mm	\	\	90.00%	9.97	11.00	<0.01	<0.01	<0.01	<0.01	/	/
7	Head	WLAN6G	159	6745	11be-320M	Tilt Right	0mm	\	\	90.00%	9.97	11.00	<0.01	<0.01	<0.01	<0.01	/	/
7	Head	WLAN6G	191	6905	11be-320M	Cheek Left	0mm	\	\	90.00%	9.51	11.00	<0.01	<0.01	<0.01	<0.01	/	/
7	Head	WLAN6G	191	6905	11be-320M	Tilt Left	0mm	\	\	90.00%	9.51	11.00	<0.01	<0.01	<0.01	<0.01	/	/
7	Head	WLAN6G	191	6905	11be-320M	Cheek Right	0mm	\	\	90.00%	9.51	11.00	<0.01	<0.01	<0.01	<0.01	/	/
7	Head	WLAN6G	191	6905	11be-320M	Tilt Right	0mm	\	\	90.00%	9.51	11.00	<0.01	<0.01	<0.01	<0.01	/	/
7	Body	WLAN6G	31	6105	11be-320M	Front	0mm	\	\	90.00%	8.25	9.50	<0.01	<0.01	<0.01	<0.01	/	/
7	Body	WLAN6G	31	6105	11be-320M	Rear	0mm	\	\	90.00%	8.25	9.50	<0.01	<0.01	<0.01	<0.01	/	/
7	Body	WLAN6G	31	6105	11be-320M	Right	0mm	\	\	90.00%	8.25	9.50	<0.01	<0.01	<0.01	<0.01	/	/
7	Body	WLAN6G	31	6105	11be-320M	Top	0mm	\	\	90.00%	8.25	9.50	<0.01	<0.01	<0.01	<0.01	/	/
7	Body	WLAN6G	63	6265	11be-320M	Front	0mm	\	\	90.00%	8.00	9.50	<0.01	<0.01	<0.01	<0.01	/	/
7	Body	WLAN6G	63	6265	11be-320M	Rear	0mm	\	\	90.00%	8.00	9.50	<0.01	<0.01	<0.01	<0.01	/	/
7	Body	WLAN6G	63	6265	11be-320M	Right	0mm	\	\	90.00%	8.00	9.50	<0.01	<0.01	<0.01	<0.01	/	/
7	Body	WLAN6G	63	6265	11be-320M	Top	0mm	\	\	90.00%	8.00	9.50	<0.01	<0.01	<0.01	<0.01	/	/
7	Body	WLAN6G	95	6425	11be-320M	Front	0mm	\	\	90.00%	7.55	9.50	<0.01	<0.01	<0.01	<0.01	/	/
7	Body	WLAN6G	95	6425	11be-320M	Rear	0mm	\	\	90.00%	7.55	9.50	<0.01	<0.01	<0.01	<0.01	/	/
7	Body	WLAN6G	95	6425	11be-320M	Right	0mm	\	\	90.00%	7.55	9.50	<0.01	<0.01	<0.01	<0.01	/	/
7	Body	WLAN6G	95	6425	11be-320M	Top	0mm	\	\	90.00%	7.55	9.50	<0.01	<0.01	<0.01	<0.01	/	/
7	Body	WLAN6G	159	6745	11be-320M	Front	0mm	\	\	90.00%	6.08	8.00	<0.01	<0.01	<0.01	<0.01	/	/
7	Body	WLAN6G	159	6745	11be-320M	Rear	0mm	\	\	90.00%	6.08	8.00	<0.01	<0.01	<0.01	<0.01	/	/
7	Body	WLAN6G	159	6745	11be-320M	Right	0mm	\	\	90.00%	6.08	8.00	<0.01	<0.01	<0.01	<0.01	/	/
7	Body	WLAN6G	159	6745	11be-320M	Top	0mm	\	\	90.00%	6.08	8.00	<0.01	<0.01	<0.01	<0.01	/	/
7	Body	WLAN6G	191	6905	11be-320M	Front	0mm	\	\	90.00%	5.01	7.00	<0.01	<0.01	<0.01	<0.01	/	/
7	Body	WLAN6G	191	6905	11be-320M	Rear	0mm	\	\	90.00%	5.01	7.00	<0.01	<0.01	<0.01	<0.01	/	/
7	Body	WLAN6G	191	6905	11be-320M	Right	0mm	\	\	90.00%	5.01	7.00	<0.01	<0.01	<0.01	<0.01	/	/
7	Body	WLAN6G	191	6905	11be-320M	Top	0mm	\	\	90.00%	5.01	7.00	<0.01	<0.01	<0.01	<0.01	/	/

ANT	RF Exposure Conditions	Frequency Band	Channel Number	Frequency (MHz)	Mode/RB	Test setup	Distance	Figure No.	Note	Duty Cycle	EUT Measured Power (dBm)	Tune up (dBm)	Measured SAR 1g (W/kg)	Calculated SAR 1g (W/kg)	Measured SAR 10g (W/kg)	Calculated SAR 10g (W/kg)	Power Drift	APD (W/m^2)
10	Head	WLAN6G	31	6105	11be-320M	Cheek Left	0mm	\	\	90.00%	9.67	11.00	<0.01	<0.01	<0.01	<0.01	/	/
10	Head	WLAN6G	31	6105	11be-320M	Tilt Left	0mm	\	\	90.00%	9.67	11.00	<0.01	<0.01	<0.01	<0.01	/	/
10	Head	WLAN6G	31	6105	11be-320M	Cheek Right	0mm	\	\	90.00%	9.67	11.00	<0.01	<0.01	<0.01	<0.01	/	/
10	Head	WLAN6G	31	6105	11be-320M	Tilt Right	0mm	\	\	90.00%	9.67	11.00	<0.01	<0.01	<0.01	<0.01	/	/
10	Head	WLAN6G	63	6265	11be-320M	Cheek Left	0mm	\	\	90.00%	9.40	11.00	<0.01	<0.01	<0.01	<0.01	/	/
10	Head	WLAN6G	63	6265	11be-320M	Tilt Left	0mm	\	\	90.00%	9.40	11.00	<0.01	<0.01	<0.01	<0.01	/	/
10	Head	WLAN6G	63	6265	11be-320M	Cheek Right	0mm	\	\	90.00%	9.40	11.00	<0.01	<0.01	<0.01	<0.01	/	/
10	Head	WLAN6G	63	6265	11be-320M	Tilt Right	0mm	\	\	90.00%	9.40	11.00	<0.01	<0.01	<0.01	<0.01	/	/
10	Head	WLAN6G	95	6425	11be-320M	Cheek Left	0mm	\	\	90.00%	9.18	11.00	<0.01	<0.01	<0.01	<0.01	/	/
10	Head	WLAN6G	95	6425	11be-320M	Tilt Left	0mm	\	\	90.00%	9.18	11.00	<0.01	<0.01	<0.01	<0.01	/	/
10	Head	WLAN6G	95	6425	11be-320M	Cheek Right	0mm	\	\	90.00%	9.18	11.00	<0.01	<0.01	<0.01	<0.01	/	/
10	Head	WLAN6G	95	6425	11be-320M	Tilt Right	0mm	\	\	90.00%	9.18	11.00	<0.01	<0.01	<0.01	<0.01	/	/
10	Head	WLAN6G	159	6745	11be-320M	Cheek Left	0mm	\	\	90.00%	9.35	11.00	<0.01	<0.01	<0.01	<0.01	/	/
10	Head	WLAN6G	159	6745	11be-320M	Tilt Left	0mm	\	\	90.00%	9.35	11.00	<0.01	<0.01	<0.01	<0.01	/	/
10	Head	WLAN6G	159	6745	11be-320M	Cheek Right	0mm	\	\	90.00%	9.35	11.00	<0.01	<0.01	<0.01	<0.01	/	/
10	Head	WLAN6G	159	6745	11be-320M	Tilt Right	0mm	\	\	90.00%	9.35	11.00	<0.01	<0.01	<0.01	<0.01	/	/
10	Head	WLAN6G	191	6905	11be-320M	Cheek Left	0mm	\	\	90.00%	9.50	11.00	<0.01	<0.01	<0.01	<0.01	/	/
10	Head	WLAN6G	191	6905	11be-320M	Tilt Left	0mm	\	\	90.00%	9.50	11.00	<0.01	<0.01	<0.01	<0.01	/	/
10	Head	WLAN6G	191	6905	11be-320M	Cheek Right	0mm	\	\	90.00%	9.50	11.00	<0.01	<0.01	<0.01	<0.01	/	/
10	Head	WLAN6G	191	6905	11be-320M	Tilt Right	0mm	\	\	90.00%	9.50	11.00	<0.01	<0.01	<0.01	<0.01	/	/
10	Body	WLAN6G	31	6105	11be-320M	Front	0mm	\	\	90.00%	8.23	9.50	<0.01	<0.01	<0.01	<0.01	/	/
10	Body	WLAN6G	31	6105	11be-320M	Rear	0mm	\	\	90.00%	8.23	9.50	<0.01	<0.01	<0.01	<0.01	/	/
10	Body	WLAN6G	31	6105	11be-320M	Top	0mm	\	\	90.00%	8.23	9.50	<0.01	<0.01	<0.01	<0.01	/	/
10	Body	WLAN6G	63	6265	11be-320M	Front	0mm	\	\	90.00%	7.95	9.50	<0.01	<0.01	<0.01	<0.01	/	/
10	Body	WLAN6G	63	6265	11be-320M	Rear	0mm	\	\	90.00%	7.95	9.50	<0.01	<0.01	<0.01	<0.01	/	/
10	Body	WLAN6G	63	6265	11be-320M	Top	0mm	FIG A.438	Note1	90.00%	7.95	9.50	0.065	0.103	0.014	0.020	0.15	0.325
10	Body	WLAN6G	95	6425	11be-320M	Front	0mm	\	\	90.00%	8.06	9.50	<0.01	<0.01	<0.01	<0.01	/	/
10	Body	WLAN6G	95	6425	11be-320M	Rear	0mm	\	\	90.00%	8.06	9.50	<0.01	<0.01	<0.01	<0.01	/	/
10	Body	WLAN6G	95	6425	11be-320M	Top	0mm	\	\	90.00%	8.06	9.50	<0.01	<0.01	<0.01	<0.01	/	/
10	Body	WLAN6G	159	6745	11be-320M	Front	0mm	\	\	90.00%	6.86	8.00	<0.01	<0.01	<0.01	<0.01	/	/
10	Body	WLAN6G	159	6745	11be-320M	Rear	0mm	\	\	90.00%	6.86	8.00	<0.01	<0.01	<0.01	<0.01	/	/
10	Body	WLAN6G	159	6745	11be-320M	Top	0mm	\	\	90.00%	6.86	8.00	<0.01	<0.01	<0.01	<0.01	/	/
10	Body	WLAN6G	191	6905	11be-320M	Front	0mm	\	\	90.00%	5.12	7.00	<0.01	<0.01	<0.01	<0.01	/	/
10	Body	WLAN6G	191	6905	11be-320M	Rear	0mm	\	\	90.00%	5.12	7.00	<0.01	<0.01	<0.01	<0.01	/	/
10	Body	WLAN6G	191	6905	11be-320M	Top	0mm	\	\	90.00%	5.12	7.00	<0.01	<0.01	<0.01	<0.01	/	/
10	Body	WLAN6G	63	6265	11be-320M	Top	0mm	\	Note2	90.00%	5.48	7.00	<0.01	<0.01	<0.01	<0.01	/	/

Note5: The data is used for WIFI6G Body stand-alone

Note6: The data is used for WIFI6G Body simultaneous transmission

©Copyright. All rights reserved by CTTL.

15.9 SAR results for BT - Folder Open

ANT	RF Exposure Conditions	Frequency Band	Channel Number	Frequency (MHz)	Mode/RB	Test setup	Distance	Figure No.	Note	Duty Cycle	EUT Measured Power (dBm)	Tune up (dBm)	Measured SAR 1g (W/kg)	Calculated SAR 1g (W/kg)	Measured SAR 10g (W/kg)	Calculated SAR 10g (W/kg)	Power Drift
5	Head	BT	78	2480	GFSM	Cheek Left	0mm	\	\	76.60%	12.82	14.00	<0.01	<0.01	<0.01	<0.01	/
5	Head	BT	78	2480	GFSM	Tilt Left	0mm	\	\	76.60%	12.82	14.00	<0.01	<0.01	<0.01	<0.01	/
5	Head	BT	78	2480	GFSM	Cheek Right	0mm	\	\	76.60%	12.82	14.00	<0.01	<0.01	<0.01	<0.01	/
5	Head	BT	78	2480	GFSM	Tilt Right	0mm	\	\	76.60%	12.82	14.00	<0.01	<0.01	<0.01	<0.01	/
5	Body	BT	78	2480	GFSM	Front	0mm	FIG A.435	Note1/2	76.60%	8.35	9.00	0.201	0.305	0.075	0.087	0.11
5	Body	BT	78	2480	GFSM	Rear	0mm	\	Note1/2	76.60%	8.35	9.00	0.046	0.070	0.019	0.022	-0.12
5	Body	BT	78	2480	GFSM	Right	0mm	\	Note1/2	76.60%	8.35	9.00	0.184	0.279	0.061	0.071	-0.18
5	Body	BT	78	2480	GFSM	Top	0mm	\	Note1/2	76.60%	8.35	9.00	<0.01	<0.01	<0.01	<0.01	/
5	Body	BT	78	2480	GFSM	Front	0mm	\	Note3	76.60%	3.36	5.00	0.109	0.208	0.038	0.055	0.05
5	Body	BT	78	2480	GFSM	Rear	0mm	\	Note3	76.60%	3.36	5.00	0.025	0.048	0.010	0.015	0.05
5	Body	BT	78	2480	GFSM	Right	0mm	\	Note3	76.60%	3.36	5.00	0.100	0.190	0.031	0.045	-0.08
5	Body	BT	78	2480	GFSM	Top	0mm	\	Note3	76.60%	3.36	5.00	<0.01	<0.01	<0.01	<0.01	/
6	Head	BT	0	2402	GFSM	Cheek Left	0mm	\	\	76.60%	15.32	16.00	<0.01	<0.01	<0.01	<0.01	/
6	Head	BT	0	2402	GFSM	Tilt Left	0mm	\	\	76.60%	15.32	16.00	<0.01	<0.01	<0.01	<0.01	/
6	Head	BT	0	2402	GFSM	Cheek Right	0mm	FIG A.436	\	76.60%	15.32	16.00	0.080	0.122	0.035	0.041	0.13
6	Head	BT	0	2402	GFSM	Tilt Right	0mm	\	\	76.60%	15.32	16.00	0.070	0.107	0.032	0.037	0.05
6	Body	BT	0	2402	GFSM	Front	0mm	FIG A.437	Note1	76.60%	9.79	11.00	0.405	0.699	0.177	0.234	0.13
6	Body	BT	0	2402	GFSM	Rear	0mm	\	Note1	76.60%	9.79	11.00	0.086	0.148	0.045	0.059	0.17
6	Body	BT	0	2402	GFSM	Right	0mm	\	Note1	76.60%	9.79	11.00	0.144	0.248	0.066	0.087	0.12
6	Body	BT	0	2402	GFSM	Top	0mm	\	Note1	76.60%	9.79	11.00	0.378	0.652	0.140	0.185	-0.19
6	Body	BT	0	2402	GFSM	Front	0mm	\	Note2	76.60%	6.39	8.00	0.182	0.344	0.079	0.114	0.01
6	Body	BT	0	2402	GFSM	Rear	0mm	\	Note2	76.60%	6.39	8.00	0.039	0.074	0.020	0.029	0.07
6	Body	BT	0	2402	GFSM	Right	0mm	\	Note2	76.60%	6.39	8.00	0.065	0.123	0.029	0.042	-0.14
6	Body	BT	0	2402	GFSM	Top	0mm	\	Note2	76.60%	6.39	8.00	0.170	0.322	0.062	0.090	0.04
6	Body	BT	0	2402	GFSM	Front	0mm	\	Note3	76.60%	3.12	5.00	0.078	0.157	0.034	0.052	0.07
6	Body	BT	0	2402	GFSM	Rear	0mm	\	Note3	76.60%	3.12	5.00	0.017	0.034	0.009	0.014	0.1
6	Body	BT	0	2402	GFSM	Right	0mm	\	Note3	76.60%	3.12	5.00	0.028	0.056	0.013	0.020	0.14
6	Body	BT	0	2402	GFSM	Top	0mm	\	Note3	76.60%	3.12	5.00	0.073	0.147	0.027	0.042	-0.1

Note1: The data is used for BT Body stand-alone and BT +WIFI5G Body simultaneous transmission

Note2: The data is used for WWAN +BT Body simultaneous transmission

Note3: The data is used for BT +WIFI5G +WWAN Body simultaneous transmission

15.10 SAR results for NFC - Folder Open

RF Exposure Conditions	Frequency Band	Frequency (MHz)	Test setup	Distance	Figure No.	Measured SAR 1g (W/kg)	Measured SAR 10g (W/kg)	Power Drift
Head	NFC	13.56	Cheek Left	0mm	/	<0.01	<0.01	/
Head	NFC	13.56	Tilt Left	0mm	/	<0.01	<0.01	/
Head	NFC	13.56	Cheek Right	0mm	/	<0.01	<0.01	/
Head	NFC	13.56	Tilt Right	0mm	/	<0.01	<0.01	/
Body	NFC	13.56	Front	0mm	/	<0.01	<0.01	/
Body	NFC	13.56	Rear	0mm	/	<0.01	<0.01	/
Body	NFC	13.56	Left	0mm	/	<0.01	<0.01	/
Body	NFC	13.56	Right	0mm	/	<0.01	<0.01	/
Body	NFC	13.56	Top	0mm	/	<0.01	<0.01	/

©Copyright. All rights reserved by CTTL.

15.11 SAR results for Phablet

According to the KDB648474 D04, for smart phones, with a display diagonal dimension > 15.0 cm or an overall diagonal dimension > 16.0 cm, that can provide similar mobile web access and multimedia support found in mini-tablets or UMPC mini-tablets and support voice calls next to the ear, unless it is confirmed otherwise through KDB inquiries, the following phablet procedures should be applied to evaluate SAR compliance for each applicable wireless modes and frequency band. Devices marketed as phablets, regardless of form factors and operating characteristics must be tested as a phablet to determine SAR compliance.

1. The normally required head and body-worn accessory SAR test procedures for handsets, including hotspot mode, must be applied.
2. The UMPC mini-tablet procedures must also be applied to test the SAR of all surfaces and edges with an antenna located at ≤ 25 mm from that surface or edge, in direct contact with a flat phantom, for 10-g extremity SAR according to the body-equivalent tissue dielectric parameters in KDB Publication 865664 D01 to address interactive hand use exposure conditions. When hotspot mode applies, 10-g extremity SAR is required only for the surfaces and edges with hotspot mode 1-g reported SAR > 1.2 W/kg; however, when power reduction applies to hotspot mode the measured SAR must be scaled to the maximum output power, including tolerance, allowed for phablet modes to compare with the 1.2 W/kg SAR test reduction threshold. The normal tablet procedures in KDB Publication 616217 are required when the overall diagonal dimension of the device is > 20.0 cm. Hotspot mode SAR is not required when normal tablet procedures are applied. Extremity 10-g SAR is also not required for the front (top) surface of larger form factor full size tablets. The more conservative normal tablet SAR results can be used to support phablet mode 10-g extremity SAR.
3. The simultaneous transmission operating configurations applicable to voice and data transmissions for both phone and mini-tablet modes must be taken into consideration separately for 1-g and 10-g SAR to determine the simultaneous transmission SAR test exclusion and measurement requirements for the relevant wireless modes and exposure conditions

The 10g extremity SAR is not required for this DUT, because all the hotspot mode 1g reported SAR is less than 1.2 W/kg.

©Copyright. All rights reserved by CTTL.

15.12 PD results

State	ANT	RF Exposure Conditions	Frequency Band	Channel Number	Frequency (MHz)	Mode/RB	Test setup	Distance	Figure No.	Note	Duty Cycle	EUT Measured Power (dBm)	Tune up (dBm)	Measured Normal psPD (W/m^2)	Calculated Normal psPD (W/m^2)	Measured Total psPD (W/m^2)	Calculated Total psPD (W/m^2)	Power Drift
Folder Open	7	Body	WLAN6G	31	6105	11be-320M	Front	0mm	\	\	90.00%	9.78	11.00	1.470	**2.163**	1.630	**2.159**	-0.13
Folder Open	7	Body	WLAN6G	63	6265	11be-320M	Front	0mm	\	\	90.00%	9.56	11.00	0.692	**1.071**	0.958	**1.335**	-0.11
Folder Open	7	Body	WLAN6G	95	6425	11be-320M	Front	0mm	\	\	90.00%	9.93	11.00	0.544	**0.773**	0.648	**0.829**	0.05
Folder Open	7	Body	WLAN6G	159	6745	11be-320M	Front	0mm	\	\	90.00%	9.97	11.00	1.020	**1.437**	1.190	**1.509**	0.04
Folder Open	7	Body	WLAN6G	191	6905	11be-320M	Front	0mm	\	\	90.00%	9.51	11.00	0.344	**0.539**	0.356	**0.502**	-0.08
Folder Open	7	Body	WLAN6G	31	6105	11be-320M	Rear	0mm	\	\	90.00%	9.78	11.00	0.276	**0.406**	0.530	**0.702**	0.16
Folder Open	7	Body	WLAN6G	31	6105	11be-320M	Right	0mm	\	\	90.00%	9.78	11.00	0.158	**0.232**	0.168	**0.222**	0.12
Folder Open	7	Body	WLAN6G	31	6105	11be-320M	Top	0mm	\	\	90.00%	9.78	11.00	0.626	**0.921**	0.826	**1.094**	-0.17
Folder Open	7	Body	WLAN6G	31	6105	11be-320M	Front	0mm	\	\	90.00%	8.25	9.50	1.020	**1.511**	1.140	**1.520**	0.08
Folder Open	7	Body	WLAN6G	63	6265	11be-320M	Top	0mm	\	\	90.00%	8.00	9.50	0.454	**0.713**	0.620	**0.876**	0.09
Folder Open	7	Body	WLAN6G	95	6425	11be-320M	Top	0mm	FIG A.440	\	90.00%	7.55	9.50	1.630	**2.838**	1.640	**2.569**	0.19
Folder Open	7	Body	WLAN6G	159	6745	11be-320M	Front	0mm	\	\	90.00%	6.08	8.00	1.320	**2.282**	1.330	**2.069**	-0.03
Folder Open	7	Body	WLAN6G	191	6905	11be-320M	Front	0mm	\	\	90.00%	5.01	7.00	0.400	**0.703**	0.436	**0.689**	0.13
Folder Open	7	Body	WLAN6G	95	6425	11be-320M	Front	0mm	\	\	90.00%	7.55	9.50	0.168	**0.292**	0.168	**0.263**	-0.15
Folder Open	7	Body	WLAN6G	95	6425	11be-320M	Rear	0mm	\	\	90.00%	7.55	9.50	0.195	**0.339**	0.198	**0.310**	0.09
Folder Open	7	Body	WLAN6G	95	6425	11be-320M	Right	0mm	\	\	90.00%	7.55	9.50	0.168	**0.292**	0.174	**0.273**	0.18
Folder Open	10	Body	WLAN6G	31	6105	11be-320M	Front	0mm	\	\	90.00%	9.67	11.00	0.724	**1.093**	0.740	**1.005**	0.11
Folder Open	10	Body	WLAN6G	63	6265	11be-320M	Front	0mm	\	\	90.00%	9.40	11.00	0.190	**0.305**	0.280	**0.405**	0.1
Folder Open	10	Body	WLAN6G	95	6425	11be-320M	Front	0mm	FIG A.441	\	90.00%	9.18	11.00	1.290	**2.179**	1.310	**1.992**	0.08
Folder Open	10	Body	WLAN6G	159	6745	11be-320M	Front	0mm	\	\	90.00%	9.35	11.00	1.020	**1.657**	1.030	**1.506**	0.13
Folder Open	10	Body	WLAN6G	191	6905	11be-320M	Front	0mm	\	\	90.00%	9.50	11.00	0.406	**0.637**	0.416	**0.588**	-0.08
Folder Open	10	Body	WLAN6G	95	6425	11be-320M	Rear	0mm	\	\	90.00%	9.18	11.00	0.309	**0.522**	0.309	**0.470**	0.19
Folder Open	10	Body	WLAN6G	95	6425	11be-320M	Top	0mm	\	\	90.00%	9.18	11.00	0.261	**0.441**	0.336	**0.511**	0.15
Folder Open	10	Body	WLAN6G	31	6105	11be-320M	Top	0mm	\	\	90.00%	8.23	9.50	1.120	**1.667**	1.200	**1.608**	-0.18
Folder Open	10	Body	WLAN6G	63	6265	11be-320M	Top	0mm	\	\	90.00%	7.95	9.50	0.302	**0.479**	0.420	**0.600**	0.16
Folder Open	10	Body	WLAN6G	95	6425	11be-320M	Top	0mm	\	\	90.00%	8.06	9.50	0.684	**1.059**	0.734	**1.023**	0.08
Folder Open	10	Body	WLAN6G	159	6745	11be-320M	Front	0mm	\	\	90.00%	6.86	8.00	0.352	**0.509**	0.416	**0.541**	0.19
Folder Open	10	Body	WLAN6G	191	6905	11be-320M	Top	0mm	\	\	90.00%	5.12	7.00	0.312	**0.534**	0.368	**0.567**	-0.04
Folder Open	10	Body	WLAN6G	31	6105	11be-320M	Front	0mm	\	\	90.00%	8.23	9.50	0.270	**0.402**	0.273	**0.366**	0.17
Folder Open	10	Body	WLAN6G	31	6105	11be-320M	Rear	0mm	\	\	90.00%	8.23	9.50	0.195	**0.290**	0.252	**0.338**	-0.16
Folder Closed	7	Body	WLAN6G	31	6105	11be-320M	Front	10mm	\	\	90.00%	9.78	11.00	0.512	**0.753**	0.832	**1.102**	-0.13
Folder Closed	7	Body	WLAN6G	63	6265	11be-320M	Front	10mm	\	\	90.00%	9.56	11.00	0.652	**1.009**	0.734	**1.023**	-0.07
Folder Closed	7	Body	WLAN6G	95	6425	11be-320M	Front	10mm	\	\	90.00%	9.93	11.00	0.348	**0.495**	0.394	**0.504**	-0.03
Folder Closed	7	Body	WLAN6G	159	6745	11be-320M	Front	10mm	\	\	90.00%	9.97	11.00	0.542	**0.763**	0.560	**0.710**	0.08
Folder Closed	7	Body	WLAN6G	191	6905	11be-320M	Front	10mm	FIG A.442	\	90.00%	9.51	11.00	1.100	**1.722**	1.170	**1.649**	0.18
Folder Closed	7	Body	WLAN6G	191	6905	11be-320M	Rear	10mm	\	\	90.00%	9.51	11.00	0.366	**0.573**	0.436	**0.614**	0.09
Folder Closed	7	Body	WLAN6G	191	6905	11be-320M	Right	10mm	\	\	90.00%	9.51	11.00	0.110	**0.172**	0.318	**0.448**	0.15
Folder Closed	7	Body	WLAN6G	191	6905	11be-320M	Top	10mm	\	\	90.00%	9.51	11.00	0.590	**0.924**	1.080	**1.522**	-0.17
Folder Closed	10	Body	WLAN6G	31	6105	11be-320M	Top	10mm	\	\	90.00%	9.67	11.00	0.542	**0.818**	0.626	**0.850**	-0.05
Folder Closed	10	Body	WLAN6G	63	6265	11be-320M	Top	10mm	\	\	90.00%	9.40	11.00	0.302	**0.485**	0.336	**0.486**	0.14
Folder Closed	10	Body	WLAN6G	95	6425	11be-320M	Top	10mm	\	\	90.00%	9.18	11.00	0.426	**0.720**	0.478	**0.727**	0.17
Folder Closed	10	Body	WLAN6G	159	6745	11be-320M	Top	10mm	\	\	90.00%	9.35	11.00	0.404	**0.656**	0.410	**0.599**	-0.17
Folder Closed	10	Body	WLAN6G	191	6905	11be-320M	Top	10mm	FIG A.443	\	90.00%	9.50	11.00	1.750	**2.747**	1.790	**2.528**	0.15
Folder Closed	10	Body	WLAN6G	191	6905	11be-320M	Front	10mm	\	\	90.00%	9.50	11.00	0.208	**0.326**	0.232	**0.328**	-0.19
Folder Closed	10	Body	WLAN6G	191	6905	11be-320M	Rear	10mm	\	\	90.00%	9.50	11.00	0.226	**0.355**	0.234	**0.331**	0.18

©Copyright. All rights reserved by CTTL.

16 SAR Measurement Variability

SAR measurement variability must be assessed for each frequency band, which is determined by the SAR probe calibration point and tissue-equivalent medium used for the device measurements. When both head and body tissue-equivalent media are required for SAR measurements in a frequency band, the variability measurement procedures should be applied to the tissue medium with the highest measured SAR, using the highest measured SAR configuration for that tissue-equivalent medium.

The following procedures are applied to determine if repeated measurements are required.

1) Repeated measurement is not required when the original highest measured SAR is < 0.80 W/kg; steps2) through 4) do not apply.

2) When the original highest measured SAR is ≥ 0.80 W/kg, repeat that measurement once.

3) Perform a second repeated measurement only if the ratio of largest to smallest SAR for the original and first repeated measurements is > 1.20 or when the original or repeated measurement is ≥ 1.45W/kg (~ 10% from the 1-g SAR limit).

4) Perform a third repeated measurement only if the original, first or second repeated measurement is ≥1.5 W/kg and the ratio of largest to smallest SAR for the original, first and second repeated measurements is > 1.20

Folder Open:

ANT	RF Exposure Conditions	Frequency Band	Channel Number	Frequency (MHz)	Mode/RB	Test setup	Distance	Original SAR (W/kg)	First Repeated SAR (W/kg)	The Ratio	Second Repeated SAR (W/kg)
1	Body	GSM850	190	836.6	GPRS(1TX)	Bottom	0mm	0.960	0.914	1.05	/
1	Body	GSM850	128	824.2	GPRS(1TX)	Bottom	0mm	0.913	0.886	1.03	/
1	Body	GSM850	190	836.6	EGPRS(1TX)	Bottom	0mm	0.932	0.855	1.09	/
3	Body	GSM1900	810	1909.8	GPRS(2TX)	Front	0mm	0.885	0.776	1.14	/
3	Body	GSM1900	661	1880	GPRS(2TX)	Front	0mm	0.873	0.808	1.08	/
3	Body	GSM1900	512	1850.2	GPRS(2TX)	Front	0mm	1.140	1.02	1.12	/
3	Body	GSM1900	512	1850.2	EGPRS(2TX)	Front	0mm	1.060	0.906	1.17	/
3	Body	WCDMA 1900	9538	1907.6	RMC	Front	0mm	0.873	0.746	1.17	/
3	Body	WCDMA 1900	9400	1880	RMC	Front	0mm	0.881	0.766	1.15	/
3	Body	WCDMA 1900	9262	1852.4	RMC	Front	0mm	0.817	0.778	1.05	/
3	Body	WCDMA 1900	9538	1907.6	RMC	Right	0mm	0.839	0.807	1.04	/
3	Body	WCDMA 1900	9400	1880	RMC	Right	0mm	0.823	0.748	1.1	/
2	Head	WCDMA 1700	1513	1752.6	RMC	Cheek Right	0mm	0.911	0.772	1.18	/
2	Head	WCDMA 1700	1412	1732.4	RMC	Cheek Right	0mm	0.946	0.809	1.17	/
2	Head	WCDMA 1700	1312	1712.4	RMC	Cheek Right	0mm	0.928	0.884	1.05	/
2	Head	WCDMA 1700	1513	1752.6	RMC	Tilt Right	0mm	0.943	0.835	1.13	/
2	Head	WCDMA 1700	1412	1732.4	RMC	Tilt Right	0mm	0.944	0.821	1.15	/
2	Head	WCDMA 1700	1312	1712.4	RMC	Tilt Right	0mm	0.961	0.898	1.07	/
2	Head	WCDMA 1700	1312	1712.4	RMC	Tilt Right	0mm	0.813	0.805	1.01	/
0	Body	WCDMA 850	4233	846.6	RMC	Right	0mm	0.879	0.758	1.16	/
0	Body	WCDMA 850	4183	836.6	RMC	Right	0mm	1.020	0.944	1.08	/
0	Body	WCDMA 850	4132	826.4	RMC	Right	0mm	0.920	0.893	1.03	/
2	Body	LTE Band2	18900	1880	50RB-Low	Top	0mm	0.804	0.718	1.12	/
3	Body	LTE Band2	18900	1880	1RB-Mid	Front	0mm	0.862	0.853	1.01	/
3	Body	LTE Band2	19100	1900	50RB-High	Front	0mm	0.801	0.742	1.08	/
3	Body	LTE Band2	18700	1860	50RB-High	Front	0mm	0.896	0.815	1.1	/
4	Body	LTE Band2	19100	1900	1RB-Mid	Front	8mm	0.849	0.719	1.18	/
4	Body	LTE Band2	18900	1880	1RB-Mid	Front	8mm	0.885	0.876	1.01	/
4	Body	LTE Band2	18700	1860	1RB-Mid	Front	8mm	0.854	0.743	1.15	/
4	Body	LTE Band2	19100	1900	1RB-Mid	Bottom	11mm	0.876	0.755	1.16	/
4	Body	LTE Band2	18900	1880	1RB-Mid	Bottom	11mm	0.924	0.880	1.05	/
4	Body	LTE Band2	18700	1860	1RB-Mid	Bottom	11mm	0.892	0.834	1.07	/
4	Body	LTE Band2	19100	1900	50RB-Mid	Bottom	11mm	0.841	0.809	1.04	/
4	Body	LTE Band2	18900	1880	50RB-Mid	Bottom	11mm	0.877	0.843	1.04	/
4	Body	LTE Band2	18700	1860	50RB-Mid	Bottom	11mm	0.846	0.755	1.12	/
4	Body	LTE Band2	18900	1880	100RB	Bottom	11mm	0.822	0.747	1.1	/
5	Body	LTE Band2	19100	1900	1RB-Middle	Front	0mm	0.846	0.829	1.02	/
5	Body	LTE Band2	18900	1880	1RB-Low	Front	0mm	0.893	0.859	1.04	/
5	Body	LTE Band2	18700	1860	1RB-Middle	Front	0mm	0.831	0.729	1.14	/
5	Body	LTE Band2	19100	1900	50RB-High	Front	0mm	0.972	0.845	1.15	/
5	Body	LTE Band2	18900	1880	50RB-High	Front	0mm	0.948	0.803	1.18	/
5	Body	LTE Band2	18700	1860	50RB-High	Front	0mm	0.943	0.813	1.16	/
5	Body	LTE Band2	19100	1900	100RB	Front	0mm	0.902	0.805	1.12	/

©Copyright. All rights reserved by CTTL.

ANT	RF Exposure Conditions	Frequency Band	Channel Number	Frequency (MHz)	Mode/RB	Test setup	Distance	Original SAR (W/kg)	First Repeated SAR (W/kg)	The Ratio	Second Repeated SAR (W/kg)
3	Body	LTE Band4	20300	1745	50RB-Low	Front	0mm	0.859	0.728	1.18	/
3	Body	LTE Band4	20175	1732.5	50RB-Middle	Front	0mm	0.853	0.755	1.13	/
4	Body	LTE Band4	20300	1745	1RB-Middle	Bottom	11mm	0.893	0.763	1.17	/
4	Body	LTE Band4	20175	1732.5	1RB-Middle	Bottom	11mm	0.898	0.816	1.1	/
4	Body	LTE Band4	20050	1720	1RB-Low	Bottom	11mm	0.924	0.825	1.12	/
4	Body	LTE Band4	20300	1745	50RB-High	Bottom	11mm	0.839	0.807	1.04	/
4	Body	LTE Band4	20175	1732.5	50RB-High	Bottom	11mm	0.875	0.754	1.16	/
4	Body	LTE Band4	20050	1720	50RB-High	Bottom	11mm	0.819	0.773	1.06	/
3	Body	LTE Band7	21100	2535	1RB-Low	Front	0mm	0.827	0.701	1.18	/
3	Body	LTE Band7	21350	2560	1RB-Mid	Right	0mm	0.881	0.780	1.13	/
3	Body	LTE Band7	21100	2535	1RB-Low	Right	0mm	0.928	0.844	1.1	/
3	Body	LTE Band7	20850	2510	1RB-Mid	Right	0mm	0.890	0.809	1.1	/
3	Body	LTE Band7	21350	2560	50RB-High	Front	0mm	0.894	0.885	1.01	/
3	Body	LTE Band7	21100	2535	50RB-High	Front	0mm	0.860	0.775	1.11	/
3	Body	LTE Band7	20850	2510	50RB-High	Front	0mm	0.847	0.777	1.09	/
3	Body	LTE Band7	21350	2560	50RB-High	Right	0mm	0.945	0.926	1.02	/
3	Body	LTE Band7	21100	2535	50RB-High	Right	0mm	0.996	0.922	1.08	/
3	Body	LTE Band7	20850	2510	50RB-High	Right	0mm	0.911	0.806	1.13	/
3	Body	LTE Band7	21350	2560	100RB	Front	0mm	0.851	0.767	1.11	/
3	Body	LTE Band7	21350	2560	100RB	Right	0mm	0.923	0.817	1.13	/
3	Body	LTE Band7	20850	2510	1RB-High	Right	0mm	0.871	0.771	1.13	/
4	Body	LTE Band7	21350	2560	1RB-Low	Bottom	11mm	0.878	0.784	1.12	/
4	Body	LTE Band7	21100	2535	1RB-High	Bottom	11mm	0.838	0.798	1.05	/
4	Body	LTE Band7	20850	2510	1RB-High	Bottom	11mm	0.932	0.818	1.14	/
4	Body	LTE Band7	21350	2560	100RB	Bottom	11mm	0.856	0.808	1.06	/
4	Body	LTE Band7	21350	2560	1RB-Low	Bottom	11mm	0.804	0.738	1.09	/
1	Body	LTE Band12	23130	711	1RB-Low	Bottom	0mm	0.847	0.756	1.12	/
1	Body	LTE Band12	23060	704	1RB-Low	Bottom	0mm	0.858	0.733	1.17	/
1	Body	LTE Band17	23800	711	1RB-Low	Front	0mm	0.843	0.733	1.15	/
1	Body	LTE Band17	23790	710	1RB-Low	Front	0mm	0.819	0.758	1.08	/
1	Body	LTE Band17	23780	709	1RB-Low	Front	0mm	0.805	0.782	1.03	/
1	Body	LTE Band17	23800	711	1RB-Low	Right	0mm	0.824	0.800	1.03	/
1	Body	LTE Band17	23790	710	1RB-Low	Right	0mm	0.801	0.785	1.02	/
1	Body	LTE Band17	23800	711	1RB-Low	Bottom	0mm	0.900	0.796	1.13	/
1	Body	LTE Band17	23790	710	1RB-Low	Bottom	0mm	0.874	0.802	1.09	/
1	Body	LTE Band17	23780	709	1RB-Low	Bottom	0mm	0.859	0.810	1.06	/
1	Body	LTE Band17	23800	711	25RB-Middle	Front	0mm	0.860	0.789	1.09	/
1	Body	LTE Band17	23790	710	25RB-Middle	Front	0mm	0.836	0.708	1.18	/
1	Body	LTE Band17	23780	709	25RB-Middle	Front	0mm	0.821	0.782	1.05	/
1	Body	LTE Band17	23800	711	25RB-Middle	Right	0mm	0.843	0.795	1.06	/
1	Body	LTE Band17	23790	710	25RB-Middle	Right	0mm	0.819	0.712	1.15	/
1	Body	LTE Band17	23780	709	25RB-Middle	Right	0mm	0.805	0.732	1.1	/
1	Body	LTE Band17	23800	711	25RB-Middle	Bottom	0mm	0.918	0.909	1.01	/
1	Body	LTE Band17	23790	710	25RB-Middle	Bottom	0mm	0.892	0.818	1.09	/
1	Body	LTE Band17	23780	709	25RB-Middle	Bottom	0mm	0.877	0.750	1.17	/
1	Body	LTE Band17	23780	709	50RB	Front	0mm	0.811	0.737	1.1	/
1	Body	LTE Band17	23780	709	50RB	Right	0mm	0.809	0.770	1.05	/
1	Body	LTE Band17	23780	709	50RB	Bottom	0mm	0.901	0.827	1.09	/
3	Body	LTE Band25	26590	1905	1RB-Low	Front	0mm	0.834	0.794	1.05	/
3	Body	LTE Band25	26365	1882.5	1RB-Low	Front	0mm	0.816	0.729	1.12	/
3	Body	LTE Band25	26140	1860	1RB-Low	Front	0mm	0.809	0.793	1.02	/
3	Body	LTE Band25	26590	1905	50RB-High	Front	0mm	0.879	0.778	1.13	/
3	Body	LTE Band25	26365	1882.5	50RB-High	Front	0mm	0.887	0.792	1.12	/
3	Body	LTE Band25	26140	1860	50RB-High	Front	0mm	0.872	0.807	1.08	/
3	Body	LTE Band25	26140	1860	100RB	Front	0mm	0.826	0.731	1.13	/
4	Body	LTE Band25	26365	1882.5	1RB-Low	Bottom	11mm	0.858	0.727	1.18	/
5	Body	LTE Band25	26590	1905	1RB-Mid	Front	0mm	0.813	0.719	1.13	/
5	Body	LTE Band25	26365	1882.5	1RB-High	Front	0mm	0.854	0.813	1.05	/
5	Body	LTE Band25	26140	1860	1RB-Mid	Front	0mm	0.808	0.784	1.03	/
5	Body	LTE Band25	26590	1905	50RB-High	Front	0mm	0.920	0.814	1.13	/
5	Body	LTE Band25	26365	1882.5	50RB-High	Front	0mm	0.878	0.828	1.06	/
5	Body	LTE Band25	26140	1860	100RB	Front	0mm	0.807	0.776	1.04	/
5	Head	LTE Band30	27710	2310	1RB-Mid	Cheek Left	0mm	0.831	0.799	1.04	/
5	Head	LTE Band30	27710	2310	25RB-Middle	Cheek Left	0mm	0.819	0.745	1.1	/
3	Body	LTE Band38	38150	2610	1RB-Mid	Right	0mm	0.916	0.907	1.01	/
3	Body	LTE Band38	38000	2595	1RB-Mid	Right	0mm	0.893	0.850	1.05	/
3	Body	LTE Band38	37850	2580	1RB-Low	Right	0mm	0.882	0.767	1.15	/
3	Body	LTE Band38	38150	2610	50RB-Mid	Right	0mm	0.885	0.827	1.07	/
3	Body	LTE Band38	38000	2595	50RB-Mid	Right	0mm	0.888	0.830	1.07	/
3	Body	LTE Band38	37850	2580	50RB-Mid	Right	0mm	0.944	0.835	1.13	/
3	Body	LTE Band38	38150	2610	100RB	Right	0mm	0.867	0.761	1.14	/
3	Body	LTE Band38	38150	2610	1RB-Low	Right	0mm	0.863	0.854	1.01	/

©Copyright. All rights reserved by CTTL.

ANT	RF Exposure Conditions	Frequency Band	Channel Number	Frequency (MHz)	Mode/RB	Test setup	Distance	Original SAR (W/kg)	First Repeated SAR (W/kg)	The Ratio	Second Repeated SAR (W/kg)
3	Body	LTE Band41 PC3	41490	2680	1RB-Mid	Right	0mm	0.947	0.902	1.05	/
3	Body	LTE Band41 PC3	41055	2636.5	1RB-Low	Right	0mm	1.070	0.922	1.16	/
3	Body	LTE Band41 PC3	40620	2593	1RB-Low	Right	0mm	1.050	0.897	1.17	/
3	Body	LTE Band41 PC3	40185	2549.5	1RB-Low	Right	0mm	1.060	0.946	1.12	/
3	Body	LTE Band41 PC3	39750	2506	1RB-Mid	Right	0mm	1.050	0.963	1.09	/
3	Body	LTE Band41 PC3	41490	2680	50RB-High	Right	0mm	0.914	0.879	1.04	/
3	Body	LTE Band41 PC3	41055	2636.5	50RB-Mid	Right	0mm	0.907	0.769	1.18	/
3	Body	LTE Band41 PC3	40620	2593	50RB-High	Right	0mm	0.895	0.758	1.18	/
3	Body	LTE Band41 PC3	40185	2549.5	50RB-Mid	Right	0mm	0.879	0.862	1.02	/
3	Body	LTE Band41 PC3	39750	2506	50RB-High	Right	0mm	0.888	0.779	1.14	/
3	Body	LTE Band41 PC3	41490	2680	1RB-Low	Right	0mm	0.912	0.807	1.13	/
5	Body	LTE Band41 PC3	39750	2506	50RB-High	Right	0mm	0.869	0.805	1.08	/
3	Body	LTE Band41 PC2	41490	2680	1RB-Low	Right	0mm	0.976	0.856	1.14	/
3	Body	LTE Band41 PC2	41055	2636.5	1RB-Low	Right	0mm	0.913	0.787	1.16	/
3	Body	LTE Band41 PC2	40620	2593	1RB-Low	Right	0mm	0.877	0.812	1.08	/
3	Body	LTE Band41 PC2	40185	2549.5	1RB-Low	Right	0mm	0.949	0.871	1.09	/
3	Body	LTE Band41 PC2	39750	2506	1RB-Mid	Right	0mm	0.904	0.869	1.04	/
3	Body	LTE Band41 PC2	41490	2680	50RB-High	Right	0mm	0.926	0.842	1.1	/
3	Body	LTE Band41 PC2	41055	2636.5	50RB-Mid	Right	0mm	0.866	0.802	1.08	/
3	Body	LTE Band41 PC2	40620	2593	50RB-High	Right	0mm	0.832	0.743	1.12	/
3	Body	LTE Band41 PC2	40185	2549.5	50RB-High	Right	0mm	0.900	0.874	1.03	/
3	Body	LTE Band41 PC2	39750	2506	50RB-High	Right	0mm	0.858	0.773	1.11	/
3	Body	LTE Band41 PC2	41490	2680	100RB	Right	0mm	0.907	0.769	1.18	/
3	Body	LTE Band48	55340	3560	1RB-Mid	Right	0mm	0.808	0.715	1.13	/
0	Body	LTE Band48	56640	3690	1RB-Low	Front	0mm	0.861	0.852	1.01	/
0	Body	LTE Band48	55990	3625	1RB-Low	Front	0mm	0.872	0.847	1.03	/
0	Body	LTE Band48	55340	3560	1RB-Low	Front	0mm	0.803	0.780	1.03	/
0	Body	LTE Band48	56640	3690	50RB-Low	Front	0mm	0.880	0.800	1.1	/
0	Body	LTE Band48	55990	3625	50RB-Low	Front	0mm	0.891	0.788	1.13	/
0	Body	LTE Band48	55340	3560	50RB-High	Front	0mm	0.821	0.805	1.02	/
0	Body	LTE Band48	56640	3690	100RB	Front	0mm	0.852	0.782	1.09	/
3	Body	LTE Band66	132072	1720	1RB-High	Right	0mm	0.860	0.796	1.08	/
3	Body	LTE Band66	132322	1745	50RB-High	Front	0mm	0.861	0.790	1.09	/
3	Body	LTE Band66	132572	1770	50RB-High	Right	0mm	0.930	0.845	1.1	/
3	Body	LTE Band66	132322	1745	50RB-High	Right	0mm	0.878	0.828	1.06	/
3	Body	LTE Band66	132072	1720	50RB-High	Right	0mm	0.885	0.805	1.1	/
3	Body	LTE Band66	132572	1770	100RB	Right	0mm	0.893	0.805	1.11	/
3	Body	LTE Band66	132072	1720	1RB-High	Right	0mm	0.804	0.766	1.05	/
4	Body	LTE Band66	132572	1770	1RB-Low	Bottom	11mm	0.820	0.804	1.02	/
1	Body	LTE Band71	133322	688	1RB-Middle	Bottom	0mm	0.826	0.712	1.16	/
1	Body	LTE Band71	133322	683	1RB-Low	Bottom	0mm	0.805	0.732	1.1	/
1	Body	LTE Band71	133222	673	50RB-Low	Bottom	0mm	0.809	0.793	1.02	/
2	Body	N2	370500	1852.5	DFT-s-OFDM QPSK	Top	0mm	0.843	0.803	1.05	/
4	Body	N2	376000	1880	DFT-s-OFDM QPSK	Rear	0mm	0.812	0.732	1.11	/
2	Head	N7	507000	2535	DFT-s-OFDM QPSK	Tilt Right	0mm	0.871	0.751	1.16	/
4	Body	N7	510000	2550	DFT-s-OFDM QPSK	Bottom	11mm	0.910	0.778	1.17	/
4	Body	N7	507000	2535	DFT-s-OFDM QPSK	Bottom	11mm	0.931	0.817	1.14	/
4	Body	N7	504000	2520	DFT-s-OFDM QPSK	Bottom	11mm	0.858	0.759	1.13	/
4	Body	N7	507000	2535	CP-OFDM QPSK	Bottom	11mm	0.873	0.864	1.01	/
2	Head	N25	376500	1882.5	DFT-s-OFDM QPSK	Tilt Right	0mm	0.838	0.735	1.14	/
3	Body	N25	379000	1895	DFT-s-OFDM QPSK	Right	0mm	0.852	0.768	1.11	/
3	Body	N25	376500	1882.5	DFT-s-OFDM QPSK	Right	0mm	0.855	0.814	1.05	/
3	Body	N25	374000	1870	DFT-s-OFDM QPSK	Right	0mm	0.820	0.726	1.13	/
3	Body	N25	376500	1882.5	CP-OFDM 16QAM	Right	0mm	0.841	0.809	1.04	/
4	Body	N30	462000	2310	DFT-s-OFDM QPSK	Bottom	11mm	0.804	0.781	1.03	/
4	Body	N38	520000	2600	DFT-s-OFDM QPSK	Front	8mm	0.889	0.760	1.17	/
4	Body	N38	519000	2595	DFT-s-OFDM QPSK	Front	8mm	0.861	0.762	1.13	/
4	Body	N38	518000	2590	DFT-s-OFDM QPSK	Front	8mm	0.873	0.759	1.15	/
2	Head	N41	537000	2685	DFT-s-OFDM QPSK	Tilt Right	0mm	0.977	0.930	1.05	/
2	Head	N41	527799	2639	DFT-s-OFDM QPSK	Tilt Right	0mm	0.938	0.830	1.13	/
2	Head	N41	509406	2547.03	DFT-s-OFDM QPSK	Tilt Right	0mm	0.969	0.873	1.11	/
2	Head	N41	500205	2501.01	DFT-s-OFDM QPSK	Tilt Right	0mm	0.993	0.928	1.07	/
3	Body	N41	527799	2639	DFT-s-OFDM QPSK	Right	0mm	0.859	0.810	1.06	/
3	Body	N41	527799	2639	CP-OFDM QPSK	Right	0mm	0.835	0.726	1.15	/
5	Body	N66	352000	1760	DFT-s-OFDM QPSK	Front	0mm	0.802	0.779	1.03	/
5	Body	N66	352000	1760	DFT-s-OFDM QPSK	Right	0mm	0.878	0.744	1.18	/
5	Body	N66	349000	1745	DFT-s-OFDM QPSK	Right	0mm	0.809	0.722	1.12	/
5	Body	N66	346000	1730	DFT-s-OFDM QPSK	Right	0mm	0.867	0.850	1.02	/
5	Body	N66	349000	1745	CP-OFDM 256QAM	Right	0mm	0.863	0.731	1.18	/
2	Body	N77-L	630334	3445.01	DFT-s-OFDM QPSK	Top	0mm	0.831	0.710	1.17	/
0	Body	N77-H	654200	3813	DFT-s-OFDM QPSK	Front	0mm	0.875	0.781	1.12	/
0	Body	N77-H	650600	3759	DFT-s-OFDM QPSK	Front	0mm	0.909	0.858	1.06	/
0	Body	N77-H	647000	3705	DFT-s-OFDM QPSK	Front	0mm	0.833	0.718	1.16	/
2	Head	N77-H	665000	3975	DFT-s-OFDM QPSK	Tilt Right	0mm	0.854	0.730	1.17	/
2	Head	N77-H	661400	3921	DFT-s-OFDM QPSK	Tilt Right	0mm	0.912	0.885	1.03	/
2	Head	N77-H	657800	3867	DFT-s-OFDM QPSK	Tilt Right	0mm	0.921	0.801	1.15	/
2	Head	N77-H	654200	3813	DFT-s-OFDM QPSK	Tilt Right	0mm	0.954	0.844	1.13	/
2	Head	N77-H	650600	3759	DFT-s-OFDM QPSK	Tilt Right	0mm	0.895	0.814	1.1	/
2	Body	N77-H	665000	3975	DFT-s-OFDM QPSK	Top	0mm	1.120	1.07	1.04	/
2	Body	N77-H	661400	3921	DFT-s-OFDM QPSK	Top	0mm	1.060	0.964	1.1	/
2	Body	N77-H	657800	3867	DFT-s-OFDM QPSK	Top	0mm	1.070	0.930	1.15	/
2	Body	N77-H	654200	3813	DFT-s-OFDM QPSK	Top	0mm	1.050	0.991	1.06	/
2	Body	N77-H	650600	3759	DFT-s-OFDM QPSK	Top	0mm	1.030	0.880	1.17	/
2	Body	N77-H	647000	3705	DFT-s-OFDM QPSK	Top	0mm	0.991	0.981	1.01	/
2	Body	N77-H	647000	3705	CP-OFDM 16QAM	Top	0mm	0.970	0.907	1.07	/

©Copyright. All rights reserved by CTTL.

Folder Closed:

ANT	RF Exposure Conditions	Frequency Band	Channel Number	Frequency (MHz)	Mode/RB	Test setup	Distance	Original SAR (W/kg)	First Repeated SAR (W/kg)	The Ratio	Second Repeated SAR (W/kg)
2	Head	WCDMA 1900	9538	1907.6	RMC	Tilt Right	0mm	0.931	0.803	1.16	/
2	Head	WCDMA 1900	9400	1880	RMC	Tilt Right	0mm	0.878	0.784	1.12	/
2	Head	WCDMA 1900	9262	1852.4	RMC	Tilt Right	0mm	0.912	0.822	1.11	/
2	Body	WCDMA 1900	9538	1907.6	RMC	Top	11mm	0.928	0.892	1.04	/
2	Body	WCDMA 1900	9400	1880	RMC	Top	11mm	0.954	0.867	1.1	/
2	Body	WCDMA 1900	9262	1852.4	RMC	Top	11mm	0.947	0.823	1.15	/
2	Body	WCDMA 1900	9538	1907.6	RMC	Top	10mm	0.838	0.742	1.13	/
2	Body	WCDMA 1900	9400	1880	RMC	Top	10mm	0.847	0.799	1.06	/
2	Body	WCDMA 1900	9262	1852.4	RMC	Top	10mm	0.824	0.742	1.11	/
2	Head	WCDMA 1700	1412	1732.4	RMC	Tilt Left	0mm	0.831	0.735	1.13	/
2	Head	WCDMA 1700	1312	1712.4	RMC	Tilt Left	0mm	0.815	0.755	1.08	/
2	Head	WCDMA 1700	1513	1752.6	RMC	Tilt Right	0mm	1.000	0.909	1.1	/
2	Head	WCDMA 1700	1412	1732.4	RMC	Tilt Right	0mm	1.040	0.937	1.11	/
2	Head	WCDMA 1700	1312	1712.4	RMC	Tilt Right	0mm	1.020	0.981	1.04	/
2	Body	WCDMA 1700	1513	1752.6	RMC	Top	11mm	0.867	0.788	1.1	/
2	Body	WCDMA 1700	1412	1732.4	RMC	Top	11mm	0.905	0.862	1.05	/
2	Body	WCDMA 1700	1312	1712.4	RMC	Top	11mm	0.928	0.786	1.18	/
3	Body	WCDMA 1700	1513	1752.6	RMC	Right	10mm	0.849	0.765	1.11	/
3	Body	WCDMA 1700	1412	1732.4	RMC	Right	10mm	0.804	0.796	1.01	/
2	Head	LTE Band2	19100	1900	1RB-Low	Tilt Right	0mm	0.933	0.872	1.07	/
2	Head	LTE Band2	18900	1880	1RB-Low	Tilt Right	0mm	0.952	0.807	1.18	/
2	Head	LTE Band2	18700	1860	1RB-Low	Tilt Right	0mm	0.966	0.878	1.1	/
2	Head	LTE Band2	19100	1900	50RB-High	Tilt Right	0mm	0.988	0.882	1.12	/
2	Head	LTE Band2	18900	1880	50RB-High	Tilt Right	0mm	0.978	0.881	1.11	/
2	Head	LTE Band2	18700	1860	50RB-High	Tilt Right	0mm	0.978	0.873	1.12	/
2	Body	LTE Band2	19100	1900	1RB-Middle	Top	11mm	0.883	0.849	1.04	/
2	Body	LTE Band2	18900	1880	1RB-High	Top	11mm	0.893	0.827	1.08	/
2	Body	LTE Band2	18700	1860	1RB-Low	Top	11mm	0.882	0.848	1.04	/
2	Body	LTE Band2	19100	1900	50RB-High	Top	11mm	0.907	0.872	1.04	/
2	Body	LTE Band2	18900	1880	50RB-High	Top	11mm	0.894	0.836	1.07	/
2	Body	LTE Band2	18700	1860	50RB-High	Top	11mm	0.857	0.772	1.11	/
2	Body	LTE Band2	18700	1860	100RB	Top	11mm	0.893	0.835	1.07	/
4	Body	LTE Band2	18700	1860	1RB-Middle	Rear	10mm	0.834	0.713	1.17	/
2	Head	LTE Band4	20175	1732.5	1RB-High	Tilt Right	0mm	0.891	0.882	1.01	/
2	Head	LTE Band4	20175	1732.5	50RB-High	Tilt Left	0mm	0.843	0.759	1.11	/
2	Head	LTE Band4	20300	1745	50RB-High	Tilt Right	0mm	0.895	0.877	1.02	/
2	Head	LTE Band4	20175	1732.5	50RB-High	Tilt Right	0mm	0.894	0.885	1.01	/
2	Head	LTE Band4	20050	1720	50RB-High	Tilt Right	0mm	0.863	0.771	1.12	/
2	Body	LTE Band4	20300	1745	1RB-High	Top	11mm	0.889	0.753	1.18	/
2	Body	LTE Band4	20175	1732.5	1RB-High	Top	11mm	0.861	0.749	1.15	/
2	Body	LTE Band4	20050	1720	1RB-Low	Top	11mm	0.822	0.709	1.16	/
2	Body	LTE Band4	20300	1745	50RB-High	Top	11mm	0.896	0.862	1.04	/
2	Body	LTE Band4	20175	1732.5	50RB-High	Top	11mm	0.865	0.765	1.13	/
2	Body	LTE Band4	20050	1720	50RB-High	Top	11mm	0.843	0.733	1.15	/
2	Body	LTE Band4	20175	1732.5	100RB	Top	11mm	0.842	0.810	1.04	/
3	Body	LTE Band4	20300	1745	1RB-Mid	Right	10mm	0.886	0.770	1.15	/
5	Body	LTE Band4	20300	1745	1RB-Low	Right	10mm	0.903	0.785	1.15	/
5	Body	LTE Band4	20175	1732.5	1RB-Low	Right	10mm	0.933	0.841	1.11	/
5	Body	LTE Band4	20050	1720	1RB-Low	Right	10mm	0.849	0.726	1.17	/
2	Head	LTE Band7	21350	2560	1RB-High	Tilt Right	0mm	0.908	0.804	1.13	/
2	Head	LTE Band7	21100	2535	1RB-High	Tilt Right	0mm	0.854	0.743	1.15	/
2	Head	LTE Band7	21350	2560	1RB-Low	Tilt Right	0mm	0.856	0.848	1.01	/
4	Body	LTE Band7	21100	2535	1RB-High	Bottom	11mm	0.810	0.692	1.17	/
4	Body	LTE Band7	20850	2510	1RB-High	Bottom	11mm	0.893	0.867	1.03	/
2	Body	LTE Band25	26590	1905	1RB-High	Top	11mm	0.911	0.821	1.11	/
2	Body	LTE Band25	26365	1882.5	1RB-High	Top	11mm	0.919	0.806	1.14	/
2	Body	LTE Band25	26140	1860	1RB-High	Top	11mm	0.899	0.873	1.03	/
2	Body	LTE Band25	26590	1905	50RB-High	Top	11mm	0.914	0.809	1.13	/
2	Body	LTE Band25	26365	1882.5	50RB-High	Top	11mm	0.903	0.814	1.11	/
2	Body	LTE Band25	26140	1860	50RB-High	Top	11mm	0.914	0.775	1.18	/
2	Body	LTE Band25	26590	1905	100RB	Top	11mm	0.925	0.889	1.04	/
4	Body	LTE Band25	26140	1860	1RB-Low	Bottom	11mm	0.888	0.838	1.06	/
4	Body	LTE Band30	27710	2310	1RB-Mid	Bottom	11mm	0.893	0.783	1.14	/
2	Head	LTE Band38	38000	2595	1RB-Mid	Tilt Left	0mm	0.852	0.811	1.05	/
2	Head	LTE Band38	38150	2610	1RB-Mid	Tilt Right	0mm	0.875	0.825	1.06	/
2	Head	LTE Band38	38000	2595	1RB-Mid	Tilt Right	0mm	0.935	0.874	1.07	/
2	Head	LTE Band38	37850	2580	1RB-Mid	Tilt Right	0mm	0.820	0.726	1.13	/
2	Head	LTE Band38	38150	2610	50RB-Mid	Tilt Left	0mm	0.883	0.803	1.1	/
2	Head	LTE Band38	38000	2595	50RB-High	Tilt Right	0mm	0.874	0.802	1.09	/
2	Head	LTE Band38	37850	2580	50RB-High	Tilt Right	0mm	0.819	0.765	1.07	/
2	Head	LTE Band38	38150	2610	50RB-Mid	Tilt Right	0mm	0.891	0.803	1.11	/
2	Head	LTE Band38	38000	2595	50RB-High	Tilt Right	0mm	0.952	0.842	1.13	/
2	Head	LTE Band38	37850	2580	50RB-High	Tilt Right	0mm	0.835	0.819	1.02	/
2	Head	LTE Band38	38150	2610	100RB	Tilt Left	0mm	0.826	0.751	1.1	/
2	Head	LTE Band38	38150	2610	100RB	Tilt Right	0mm	0.931	0.895	1.04	/
2	Head	LTE Band38	38150	2610	1RB-Low	Tilt Right	0mm	0.817	0.743	1.1	/

©Copyright. All rights reserved by CTTL.

ANT	RF Exposure Conditions	Frequency Band	Channel Number	Frequency (MHz)	Mode/RB	Test setup	Distance	Original SAR (W/kg)	First Repeated SAR (W/kg)	The Ratio	Second Repeated SAR (W/kg)
5	Head	LTE Band41 PC3	41490	2680	1RB-Low	Cheek Left	0mm	0.816	0.729	1.12	/
5	Head	LTE Band41 PC3	41055	2636.5	1RB-Low	Cheek Left	0mm	0.811	0.705	1.15	/
5	Head	LTE Band41 PC3	40620	2593	1RB-Low	Cheek Left	0mm	0.818	0.779	1.05	/
5	Head	LTE Band41 PC3	40185	2549.5	1RB-Low	Cheek Left	0mm	0.990	0.861	1.15	/
2	Head	LTE Band41 PC2	41490	2680	1RB-Low	Tilt Left	0mm	0.883	0.833	1.06	/
2	Head	LTE Band41 PC2	41490	2680	50RB-High	Tilt Left	0mm	0.938	0.869	1.08	/
2	Head	LTE Band41 PC2	41490	2680	1000RB	Tilt Left	0mm	0.856	0.808	1.06	/
5	Head	LTE Band41 PC2	40620	2593	1RB-Low	Cheek Left	0mm	0.871	0.778	1.12	/
5	Head	LTE Band41 PC2	40185	2549.5	1RB-Low	Cheek Left	0mm	0.919	0.875	1.05	/
4	Body	LTE Band66	132572	1770	1RB-High	Bottom	11mm	0.909	0.826	1.1	/
4	Body	LTE Band66	132322	1745	1RB-High	Bottom	11mm	0.933	0.818	1.14	/
4	Body	LTE Band66	132072	1720	1RB-High	Bottom	11mm	0.846	0.806	1.05	/
4	Body	LTE Band66	132072	1720	1RB-High	Bottom	11mm	0.822	0.734	1.12	/
2	Body	N2	376000	1880	DFT-s-OFDM QPSK	Top	11mm	0.803	0.681	1.18	/
4	Body	N2	376000	1880	DFT-s-OFDM QPSK	Bottom	11mm	0.834	0.758	1.1	/
2	Body	N25	376500	1882.5	DFT-s-OFDM QPSK	Top	11mm	0.874	0.760	1.15	/
3	Head	N25	379000	1895	DFT-s-OFDM QPSK	Cheek Right	0mm	0.809	0.703	1.15	/
4	Body	N30	462000	2310	DFT-s-OFDM QPSK	Rear	10mm	0.959	0.820	1.17	/
4	Body	N30	462000	2310	DFT-s-OFDM QPSK	Bottom	11mm	0.909	0.770	1.18	/
4	Body	N30	462000	2310	DFT-s-OFDM QPSK	Bottom	10mm	0.865	0.824	1.05	/
2	Head	N38	523000	2615	DFT-s-OFDM QPSK	Tilt Right	0mm	0.855	0.838	1.02	/
2	Head	N38	519000	2595	DFT-s-OFDM QPSK	Tilt Right	0mm	0.818	0.699	1.17	/
2	Head	N38	519000	2595	CP-OFDM QPSK	Tilt Right	0mm	0.811	0.711	1.14	/
2	Head	N41	537000	2685	DFT-s-OFDM QPSK	Tilt Right	0mm	1.150	1.01	1.14	/
2	Head	N41	527799	2639	DFT-s-OFDM QPSK	Tilt Right	0mm	1.110	1.03	1.08	/
2	Head	N41	518598	2592.99	DFT-s-OFDM QPSK	Tilt Right	0mm	0.976	0.879	1.11	/
2	Head	N41	509406	2547.03	DFT-s-OFDM QPSK	Tilt Right	0mm	0.916	0.881	1.04	/
2	Head	N41	518598	2592.99	CP-OFDM 64QAM	Tilt Right	0mm	0.962	0.908	1.06	/
2	Body	N41	537000	2685	DFT-s-OFDM QPSK	Top	11mm	0.899	0.856	1.05	/
2	Body	N41	527799	2639	DFT-s-OFDM QPSK	Top	11mm	0.821	0.720	1.14	/
4	Body	N66	352000	1760	DFT-s-OFDM QPSK	Bottom	11mm	0.842	0.765	1.1	/
0	Head	N77-L	636332	3544.98	DFT-s-OFDM QPSK	Cheek Left	0mm	0.808	0.755	1.07	/
0	Head	N77-L	633334	3500.01	DFT-s-OFDM QPSK	Cheek Left	0mm	0.839	0.777	1.08	/
2	Head	N77-H	665000	3975	DFT-s-OFDM QPSK	Tilt Right	0mm	0.815	0.691	1.18	/
2	Head	N77-H	661400	3921	DFT-s-OFDM QPSK	Tilt Right	0mm	0.808	0.685	1.18	/
2	Head	N77-H	657800	3867	DFT-s-OFDM QPSK	Tilt Right	0mm	0.879	0.862	1.02	/
2	Head	N77-H	654200	3813	DFT-s-OFDM QPSK	Tilt Right	0mm	0.918	0.874	1.05	/
2	Head	N77-H	650600	3759	DFT-s-OFDM QPSK	Tilt Right	0mm	0.879	0.829	1.06	/
2	Body	N77-H	657800	3867	DFT-s-OFDM QPSK	Top	11mm	0.848	0.815	1.04	/
2	Body	N77-H	654200	3813	DFT-s-OFDM QPSK	Top	11mm	0.884	0.875	1.01	/
2	Body	N77-H	650600	3759	DFT-s-OFDM QPSK	Top	11mm	0.848	0.800	1.06	/

©Copyright. All rights reserved by CTTL.

17 Measurement Uncertainty

17.1 Measurement Uncertainty for Normal SAR Tests (300MHz~3GHz)

No.	Error Description	Type	Uncertainty value	Probably Distribution	Div.	(Ci) 1g	(Ci) 10g	Std. Unc. (1g)	Std. Unc. (10g)	Degree of freedom
Measurement system										
1	Probe calibration	B	6.0	N	1	1	1	6.0	6.0	∞
2	Isotropy	B	4.7	R	$\sqrt{3}$	0.7	0.7	1.9	1.9	∞
3	Boundary effect	B	1.0	R	$\sqrt{3}$	1	1	0.6	0.6	∞
4	Linearity	B	4.7	R	$\sqrt{3}$	1	1	2.7	2.7	∞
5	Detection limit	B	1.0	N	1	1	1	0.6	0.6	∞
6	Readout electronics	B	0.3	R	$\sqrt{3}$	1	1	0.3	0.3	∞
7	Response time	B	0.8	R	$\sqrt{3}$	1	1	0.5	0.5	∞
8	Integration time	B	2.6	R	$\sqrt{3}$	1	1	1.5	1.5	∞
9	RF ambient conditions-noise	B	0	R	$\sqrt{3}$	1	1	0	0	∞
10	RFambient conditions-reflection	B	0	R	$\sqrt{3}$	1	1	0	0	∞
11	Probe positioned mech. restrictions	B	0.4	R	$\sqrt{3}$	1	1	0.2	0.2	∞
12	Probe positioning with respect to phantom shell	B	2.9	R	$\sqrt{3}$	1	1	1.7	1.7	∞
13	Post-processing	B	1.0	R	$\sqrt{3}$	1	1	0.6	0.6	∞
Test sample related										
14	Test sample positioning	A	3.3	N	1	1	1	3.3	3.3	71
15	Device holder uncertainty	A	3.4	N	1	1	1	3.4	3.4	5
16	Drift of output power	B	5.0	R	$\sqrt{3}$	1	1	2.9	2.9	∞
Phantom and set-up										
17	Phantom uncertainty	B	4.0	R	$\sqrt{3}$	1	1	2.3	2.3	∞
18	Liquid conductivity (target)	B	5.0	R	$\sqrt{3}$	0.64	0.43	1.8	1.2	∞
19	Liquid conductivity (meas.)	A	2.06	N	1	0.64	0.43	1.32	0.89	43
20	Liquid permittivity (target)	B	5.0	R	$\sqrt{3}$	0.6	0.49	1.7	1.4	∞
21	Liquid permittivity (meas.)	A	1.6	N	1	0.6	0.49	1.0	0.8	521

©Copyright. All rights reserved by CTTL.

Combined standard uncertainty	$u_c^{'} = \sqrt{\sum_{i=1}^{21} c_i^2 u_i^2}$					9.55	9.43	257
Expanded uncertainty (confidence interval of 95 %)	$u_e = 2u_c$					19.1	18.9	

17.2 Measurement Uncertainty for Normal SAR Tests (3~6GHz)

No.	Error Description	Type	Uncertainty value	Probably Distribution	Div.	(Ci) 1g	(Ci) 10g	Std. Unc. (1g)	Std. Unc. (10g)	Degree of freedom
Measurement system										
1	Probe calibration	B	6.55	N	1	1	1	6.55	6.55	∞
2	Isotropy	B	4.7	R	$\sqrt{3}$	0.7	0.7	1.9	1.9	∞
3	Boundary effect	B	2.0	R	$\sqrt{3}$	1	1	1.2	1.2	∞
4	Linearity	B	4.7	R	$\sqrt{3}$	1	1	2.7	2.7	∞
5	Detection limit	B	1.0	R	$\sqrt{3}$	1	1	0.6	0.6	∞
6	Readout electronics	B	0.3	R	$\sqrt{3}$	1	1	0.3	0.3	∞
7	Response time	B	0.8	R	$\sqrt{3}$	1	1	0.5	0.5	∞
8	Integration time	B	2.6	R	$\sqrt{3}$	1	1	1.5	1.5	∞
9	RF ambient conditions-noise	B	0	R	$\sqrt{3}$	1	1	0	0	∞
10	RFambient conditions-reflection	B	0	R	$\sqrt{3}$	1	1	0	0	∞
11	Probe positioned mech. restrictions	B	0.8	R	$\sqrt{3}$	1	1	0.5	0.5	∞
12	Probe positioning with respect to phantom shell	B	6.7	R	$\sqrt{3}$	1	1	3.9	3.9	∞
13	Post-processing	B	4.0	R	$\sqrt{3}$	1	1	2.3	2.3	∞
Test sample related										
14	Test sample positioning	A	3.3	N	1	1	1	3.3	3.3	71
15	Device holder uncertainty	A	3.4	N	1	1	1	3.4	3.4	5
16	Drift of output power	B	5.0	R	$\sqrt{3}$	1	1	2.9	2.9	∞
Phantom and set-up										
17	Phantom uncertainty	B	4.0	R	$\sqrt{3}$	1	1	2.3	2.3	∞
18	Liquid conductivity (target)	B	5.0	R	$\sqrt{3}$	0.64	0.43	1.8	1.2	∞
19	Liquid conductivity (meas.)	A	2.06	N	1	0.64	0.43	1.32	0.89	43
20	Liquid permittivity (target)	B	5.0	R	$\sqrt{3}$	0.6	0.49	1.7	1.4	∞

©Copyright. All rights reserved by CTTL.

21	Liquid permittivity (meas.)	A	1.6	N	1	0.6	0.49	1.0	0.8	521
Combined standard uncertainty		$u_c' = \sqrt{\sum_{i=1}^{21} c_i^2 u_i^2}$						10.7	10.6	257
Expanded uncertainty (confidence interval of 95 %)		$u_e = 2u_c$						21.4	21.1	

17.3 Measurement Uncertainty for Fast SAR Tests (300MHz~3GHz)

No.	Error Description	Type	Uncertainty value	Probably Distribution	Div.	(Ci) 1g	(Ci) 10g	Std. Unc. (1g)	Std. Unc. (10g)	Degree of freedom
Measurement system										
1	Probe calibration	B	6.0	N	1	1	1	6.0	6.0	∞
2	Isotropy	B	4.7	R	$\sqrt{3}$	0.7	0.7	1.9	1.9	∞
3	Boundary effect	B	1.0	R	$\sqrt{3}$	1	1	0.6	0.6	∞
4	Linearity	B	4.7	R	$\sqrt{3}$	1	1	2.7	2.7	∞
5	Detection limit	B	1.0	R	$\sqrt{3}$	1	1	0.6	0.6	∞
6	Readout electronics	B	0.3	R	$\sqrt{3}$	1	1	0.3	0.3	∞
7	Response time	B	0.8	R	$\sqrt{3}$	1	1	0.5	0.5	∞
8	Integration time	B	2.6	R	$\sqrt{3}$	1	1	1.5	1.5	∞
9	RF ambient conditions-noise	B	0	R	$\sqrt{3}$	1	1	0	0	∞
10	RFambient conditions-reflection	B	0	R	$\sqrt{3}$	1	1	0	0	∞
11	Probe positioned mech. Restrictions	B	0.4	R	$\sqrt{3}$	1	1	0.2	0.2	∞
12	Probe positioning with respect to phantom shell	B	2.9	R	$\sqrt{3}$	1	1	1.7	1.7	∞
13	Post-processing	B	1.0	R	$\sqrt{3}$	1	1	0.6	0.6	∞
14	Fast SAR z-Approximation	B	7.0	R	$\sqrt{3}$	1	1	4.0	4.0	∞
Test sample related										
15	Test sample positioning	A	3.3	N	1	1	1	3.3	3.3	71
16	Device holder uncertainty	A	3.4	N	1	1	1	3.4	3.4	5
17	Drift of output power	B	5.0	R	$\sqrt{3}$	1	1	2.9	2.9	∞
Phantom and set-up										
18	Phantom uncertainty	B	4.0	R	$\sqrt{3}$	1	1	2.3	2.3	∞
19	Liquid conductivity (target)	B	5.0	R	$\sqrt{3}$	0.64	0.43	1.8	1.2	∞

©Copyright. All rights reserved by CTTL.

20	Liquid conductivity (meas.)	A	2.06	N	1	0.64	0.43	1.32	0.89	43
21	Liquid permittivity (target)	B	5.0	R	$\sqrt{3}$	0.6	0.49	1.7	1.4	∞
22	Liquid permittivity (meas.)	A	1.6	N	1	0.6	0.49	1.0	0.8	521
Combined standard uncertainty		$u_c^{'} = \sqrt{\sum_{i=1}^{22} c_i^2 u_i^2}$						10.4	10.3	257
Expanded uncertainty (confidence interval of 95 %)		$u_e = 2u_c$						20.8	20.6	

17.4 Measurement Uncertainty for Fast SAR Tests (3~6GHz)

No.	Error Description	Type	Uncertainty value	Probably Distribution	Div.	(Ci) 1g	(Ci) 10g	Std. Unc. (1g)	Std. Unc. (10g)	Degree of freedom
Measurement system										
1	Probe calibration	B	6.55	N	1	1	1	6.55	6.55	∞
2	Isotropy	B	4.7	R	$\sqrt{3}$	0.7	0.7	1.9	1.9	∞
3	Boundary effect	B	2.0	R	$\sqrt{3}$	1	1	1.2	1.2	∞
4	Linearity	B	4.7	R	$\sqrt{3}$	1	1	2.7	2.7	∞
5	Detection limit	B	1.0	R	$\sqrt{3}$	1	1	0.6	0.6	∞
6	Readout electronics	B	0.3	R	$\sqrt{3}$	1	1	0.3	0.3	∞
7	Response time	B	0.8	R	$\sqrt{3}$	1	1	0.5	0.5	∞
8	Integration time	B	2.6	R	$\sqrt{3}$	1	1	1.5	1.5	∞
9	RF ambient conditions-noise	B	0	R	$\sqrt{3}$	1	1	0	0	∞
10	RFambient conditions-reflection	B	0	R	$\sqrt{3}$	1	1	0	0	∞
11	Probe positioned mech. Restrictions	B	0.8	R	$\sqrt{3}$	1	1	0.5	0.5	∞
12	Probe positioning with respect to phantom shell	B	6.7	R	$\sqrt{3}$	1	1	3.9	3.9	∞
13	Post-processing	B	1.0	R	$\sqrt{3}$	1	1	0.6	0.6	∞
14	Fast SAR z-Approximation	B	14.0	R	$\sqrt{3}$	1	1	8.1	8.1	∞
Test sample related										
15	Test sample positioning	A	3.3	N	1	1	1	3.3	3.3	71
16	Device holder uncertainty	A	3.4	N	1	1	1	3.4	3.4	5

©Copyright. All rights reserved by CTTL.

17	Drift of output power	B	5.0	R	$\sqrt{3}$	1	1	2.9	2.9	∞
Phantom and set-up										
18	Phantom uncertainty	B	4.0	R	$\sqrt{3}$	1	1	2.3	2.3	∞
19	Liquid conductivity (target)	B	5.0	R	$\sqrt{3}$	0.64	0.43	1.8	1.2	∞
20	Liquid conductivity (meas.)	A	2.06	N	1	0.64	0.43	1.32	0.89	43
21	Liquid permittivity (target)	B	5.0	R	$\sqrt{3}$	0.6	0.49	1.7	1.4	∞
22	Liquid permittivity (meas.)	A	1.6	N	1	0.6	0.49	1.0	0.8	521
Combined standard uncertainty		$u_c^{'} = \sqrt{\sum_{i=1}^{22} c_i^2 u_i^2}$						13.5	13.4	257
Expanded uncertainty (confidence interval of 95 %)		$u_e = 2u_c$						27.0	26.8	

©Copyright. All rights reserved by CTTL.

17.5 SAR Uncertainty Budget (6GHz~10GHz)

No.	Error Description	Uncertainty value	Probably Distribution	Div.	(Ci) 1g	(Ci) 10g	Std. Unc. (1g)	Std. Unc. (10g)
Measurement System Errors								
1	Probe calibration	18.6	N	2	1	1	9.3	9.3
2	Probe Calibration Drift	1.0	R	$\sqrt{3}$	1	1	1.0	1.0
3	Probe Linearity	4.7	R	$\sqrt{3}$	1	1	2.7	2.7
4	Broadband Signal	3.0	N	2	1	1	1.5	1.5
5	Probe Isotropy	7.6	R	$\sqrt{3}$	1	1	4.4	4.4
6	Data Acquisition	0.3	N	1	1	1	0.3	0.3
7	RF Ambient	1.8	N	1	1	1	1.8	1.8
8	Probe Positioning	0.2	N	1	0.67	0.67	0.1	0.1
9	Data Processing	3.5	N	1	1	1	3.5	3.5
Phantom and Device Errors								
10	Conductivity (meas.)^{DAK}	2.5	N	1	0.78	0.71	2.0	1.8
11	Conductivity (temp.)^{BB}	2.4	R	$\sqrt{3}$	0.78	0.71	1.1	1.0
12	Phantom Permittivity	14.0	R	$\sqrt{3}$	0.5	0.5	4.0	4.0
13	Distance DUT - TSL	2.0	N	1	2	2	4.0	4.0
14	Device Holder	3.6	N	1	1	1	3.6	3.6
15	DUT Modulation^{m}	2.4	R	$\sqrt{3}$	1	1	1.4	1.4
16	Time-average SAR	2.6	R	$\sqrt{3}$	1	1	1.5	1.5
17	DUT drift	5.0	N	1	1	1	2.9	2.9
Correction to the SAR results								
18	Deviation to Target	1.9	N	1	1	0.84	1.9	1.6
19	SAR scaling^{p}	0	R	$\sqrt{3}$	1	1	0	0
Combined standard uncertainty							14.1	14.0
Expanded uncertainty (confidence interval of 95 %)							28.1	28.0

©Copyright. All rights reserved by CTTL.

17.6 PD Uncertainty Budget

The budget is valid for evaluation distance ＞λ/2π. For specific tests and configurations, the uncertainty can be considered smaller.

Error Description		Unc. Value (±dB)	Prob. Dist.	Div.	(C_i)	Std.Unc. (±dB)	(V_i) V_{eff}
Uncertainty terms dependent on the measurement system							
CAL	Calibration	0.49	N	1	1	0.49	∞
FRS	Frequency response	0.20	R	$\sqrt{3}$	1	0.12	∞
ISO	Isotropy	0.50	R	$\sqrt{3}$	1	0.29	∞
LIN	Linearity	0.20	R	$\sqrt{3}$	1	0.12	∞
PPO	Probe positioning offset	0.30	R	$\sqrt{3}$	1	0.17	∞
PPR	Probe positioning repeatability	0.04	R	$\sqrt{3}$	1	0.02	∞
APN	Amplitude and phase noise	0.04	R	$\sqrt{3}$	1	0.02	∞
DAQ	Data acquisition	0.03	N	1	1	0.03	∞
REC	Field reconstruction	0.60	R	$\sqrt{3}$	1	0.35	∞
SAV	Spatial averaging	0.10	R	$\sqrt{3}$	1	0.06	∞
SDL	System detection limit	0.04	R	$\sqrt{3}$	1	0.02	∞
Uncertainty terms dependent on the DUT and environmental factors							
MOD	Modulation response	0.40	R	$\sqrt{3}$	1	0.23	∞
DH	Device holder influence	0.10	R	$\sqrt{3}$	1	0.06	∞
AC	RF ambient conditions	0.04	R	$\sqrt{3}$	1	0.02	∞
AR	Ambient reflections	0.04	R	$\sqrt{3}$	1	0.02	∞
DRI	Drift of the DUT	0.02	R	$\sqrt{3}$	1	0.01	∞
Combined Standard Uncertainty						0.76	∞
Expanded Standard Uncertainty (95%)						1.52	

©Copyright. All rights reserved by CTTL.

18 MAIN TEST INSTRUMENTS

Table 18.1: List of Main Instruments

No.	Name	Type	Serial Number	Calibration Date	Valid Period
01	Network analyzer	N5239A	MY55491241	June 5, 2023	One year
02	Power sensor	NRP8S	104291	September 22, 2022	One year
03	Power sensor	NRP8S	104292		
04	Signal Generator	E4438C	MY49071430	January 19, 2023	One Year
05	Amplifier	60S1G4	0331848	No Calibration Requested	
06	BTS	CMW500	159889	January 6, 2023	One year
07	BTS	CMW500	170672	April 18, 2023	One year
08	DAE	SPEAG DAE4	777	January 11, 2023	One year
09	E-field Probe	SPEAG EX3DV4	7464	January 19, 2023	One year
10	Dipole Validation Kit	SPEAG D750V3	1017	July 20,2022	One year
11	Dipole Validation Kit	SPEAG D835V2	4d069	July 20,2022	One year
12	Dipole Validation Kit	SPEAG D1750V2	1003	July 18,2022	One year
13	Dipole Validation Kit	SPEAG D1900V2	5d101	July 26,2022	One year
14	Dipole Validation Kit	SPEAG D2450V2	853	July 20,2022	One year
15	Dipole Validation Kit	SPEAG D2600V2	1012	July 20,2022	One year
16	Dipole Validation Kit	SPEAG D3500V2	1016	July 01,2022	One year
17	Dipole Validation Kit	SPEAG D5GHzV2	1262	January 25,2023	One year
18	Dipole Validation Kit	SPEAG D6.5GHzV2	1059	December 01,2021	Three year
19	Dipole Validation Kit	SPEAG D6.5GHzV2	1059	December 01,2021	One year
20	DAE	SPEAG DAE4	1331	September 15,2022	One year
21	E-field Probe	SPEAG EX3DV4	7673	July 08,2022	One year
22	Dipole Validation Kit	SPEAG D3700V2	1004	July 01,2022	One year
23	Dipole Validation Kit	SPEAG D3900V2	1024	July 01,2022	One year
24	Dipole Validation Kit	SPEAG CLA13	1009	May 19,2023	One year
25	DAE	SPEAG DAE4	1588	September 15,2022	One year
26	E-field Probe	SPEAG EX3DV4	3846	May 31, 2023	One year
27	EummWV Probe	EummWV4	9640	August 08，2022	One year

END OF REPORT BODY

©Copyright. All rights reserved by CTTL.

Appendixes

Refer to separated files for the following appendixes

ANNEX A Graph Results

ANNEX B System Verification Results

ANNEX C SAR Measurement Setup

ANNEX D Position of the wireless device in relation to the phantom

ANNEX E Equivalent Media Recipes

ANNEX F System Validation

ANNEX G Probe Calibration Certificate

ANNEX H Dipole Calibration Certificate

ANNEX I Sensor Triggering Data Summary

ANNEX J Accreditation Certificate

©Copyright. All rights reserved by CTTL.