LOW BAND EDGE BLOCK-20MHz-100%RB

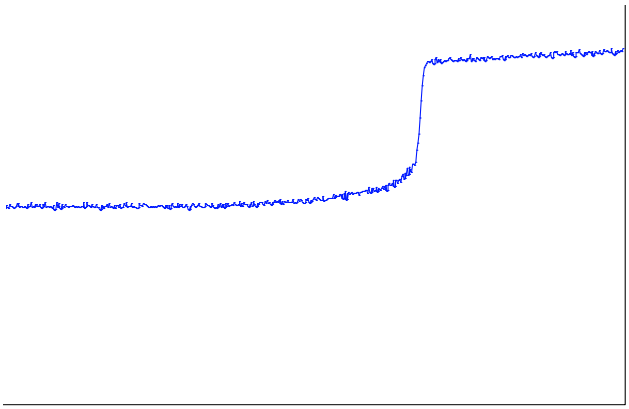

Date: 21.MAR.2023 18:04:12

HIGH BAND EDGE BLOCK-20MHz-100%RB

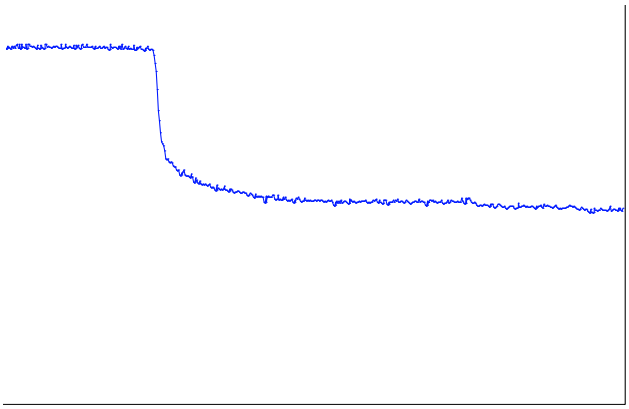

Date: 21.MAR.2023 18:05:44

©Copyright. All rights reserved by CTTL.

LTE CA band 5B

OBW: 1RB-low_offset

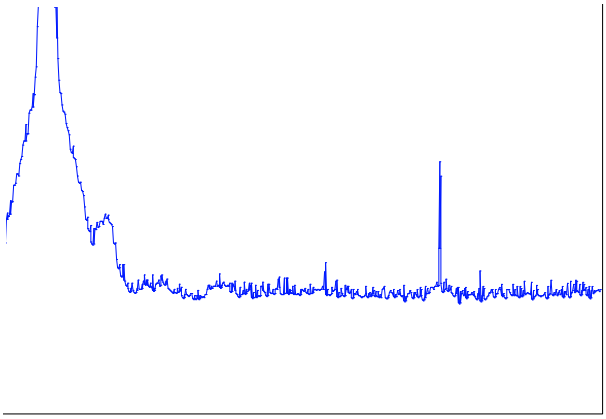

Date: 1.JUN.2023 14:40:52

LOW BAND EDGE BLOCK-1RB-low_offset

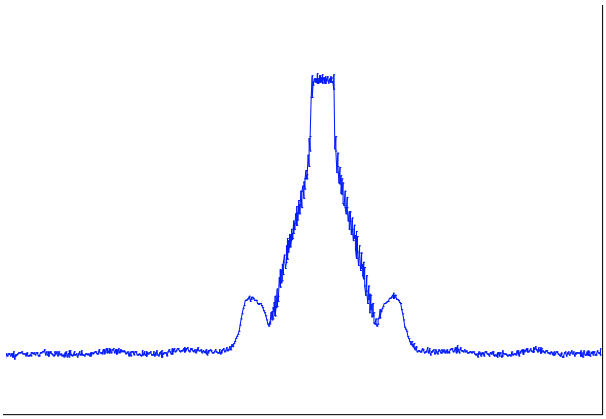

Date: 1.JUN.2023 14:44:15

©Copyright. All rights reserved by CTTL.

OBW: 1RB-high_offset

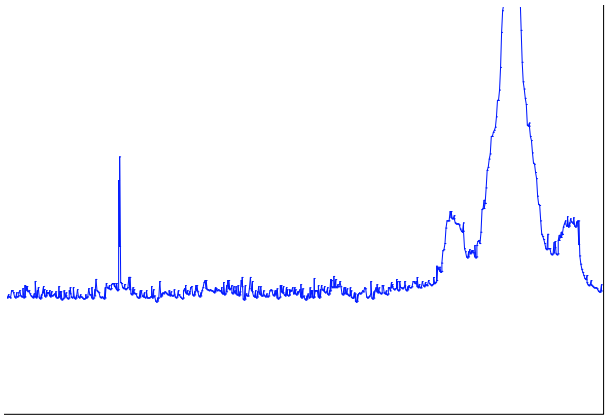

Date: 1.JUN.2023 14:45:10

HIGH BAND EDGE BLOCK-1RB-high_offset

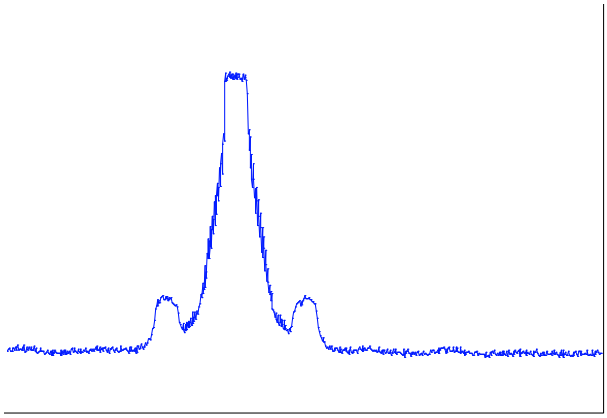

Date: 1.JUN.2023 14:47:20

©Copyright. All rights reserved by CTTL.

LOW BAND EDGE BLOCK-10MHz+10MHz-100%RB

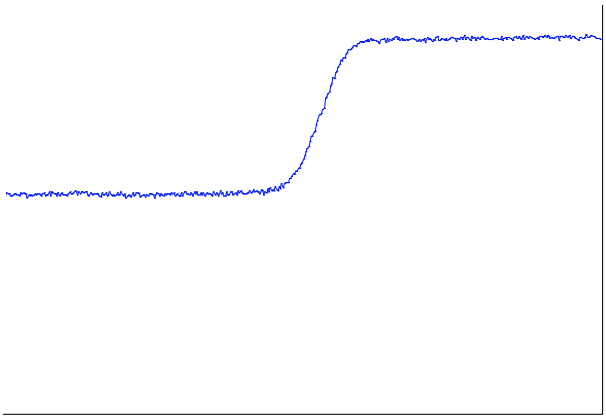

Date: 24.MAR.2023 09:27:02

HIGH BAND EDGE BLOCK-10MHz+10MHz-100%RB

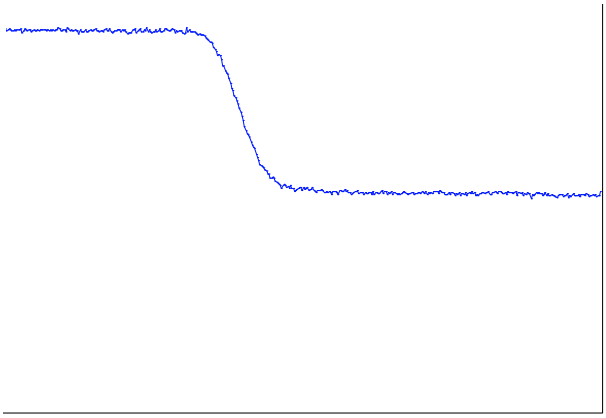

Date: 24.MAR.2023 09:28:23

©Copyright. All rights reserved by CTTL.

LTE CA band 7C

OBW: 1RB-low_offset

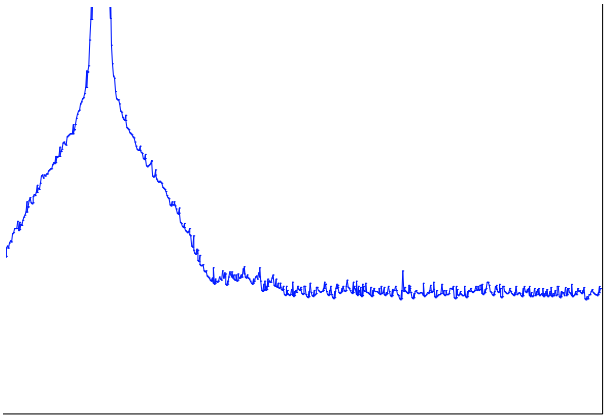

Date: 1.JUN.2023 14:48:43

LOW BAND EDGE BLOCK-1RB-low_offset

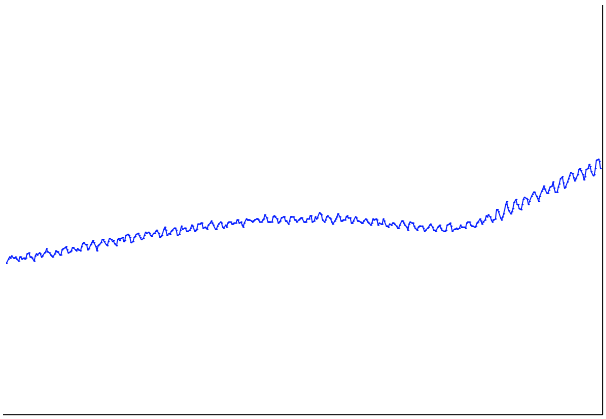

Date: 1.JUN.2023 14:49:31

©Copyright. All rights reserved by CTTL.

LOW BAND EDGE BLOCK-1RB-low_offset

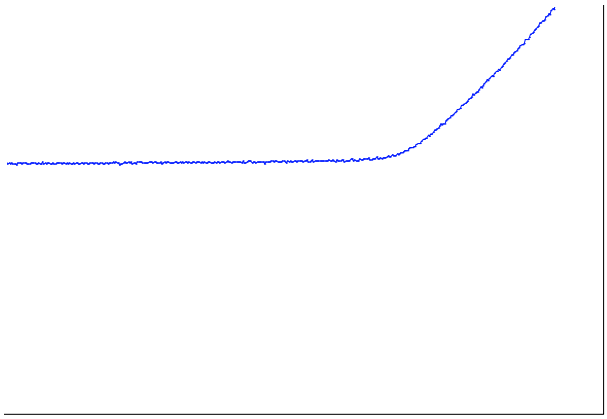

Date: 1.JUN.2023 14:50:17

Channel power

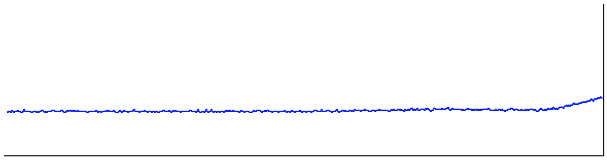

Date: 1.JUN.2023 14:50:51

©Copyright. All rights reserved by CTTL.

OBW: 1RB-high_offset

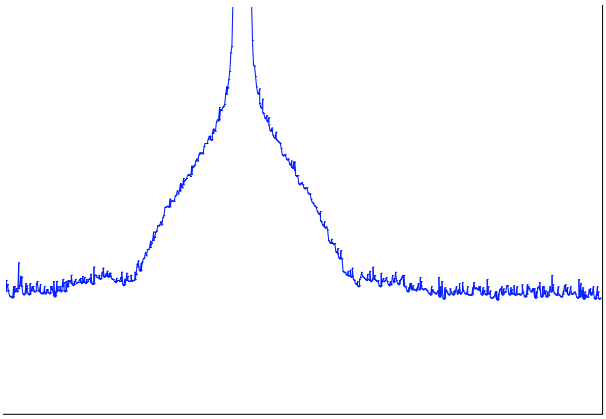

Date: 1.JUN.2023 14:51:45

HIGH BAND EDGE BLOCK-1RB-high_offset

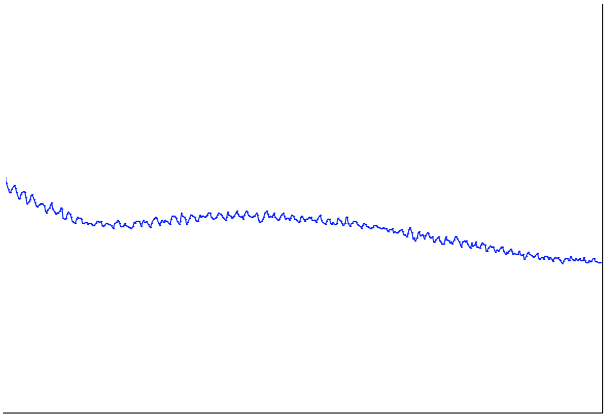

Date: 1.JUN.2023 14:52:34

©Copyright. All rights reserved by CTTL.

HIGH BAND EDGE BLOCK-1RB-high_offset

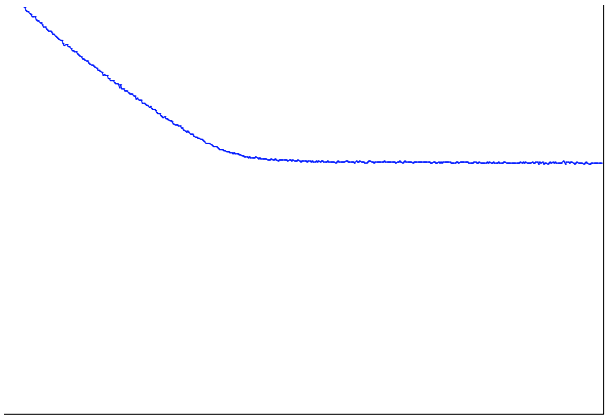

Date: 1.JUN.2023 14:53:20

Channel power

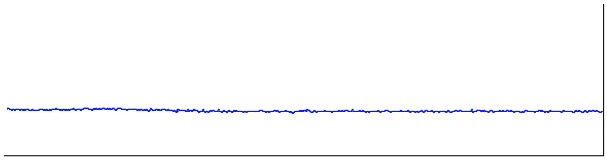

Date: 1.JUN.2023 14:53:53

©Copyright. All rights reserved by CTTL.

LOW BAND EDGE BLOCK-20MHz+20MHz-100%RB

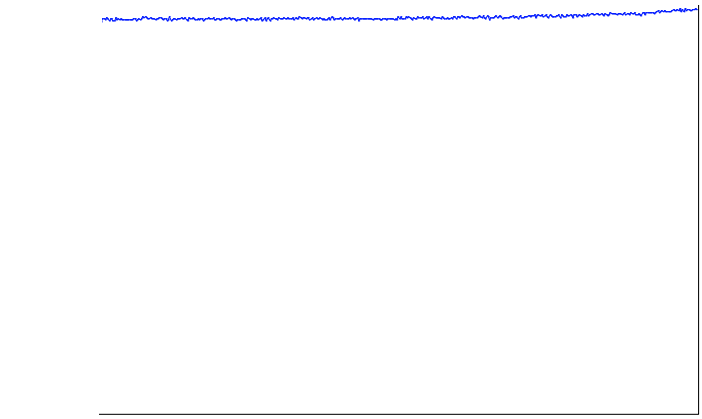

Date: 23.MAR.2023 23:21:44

LOW BAND EDGE BLOCK-20MHz+20MHz-100%RB



Date: 23.MAR.2023 23:22:30

©Copyright. All rights reserved by CTTL.

Channel power

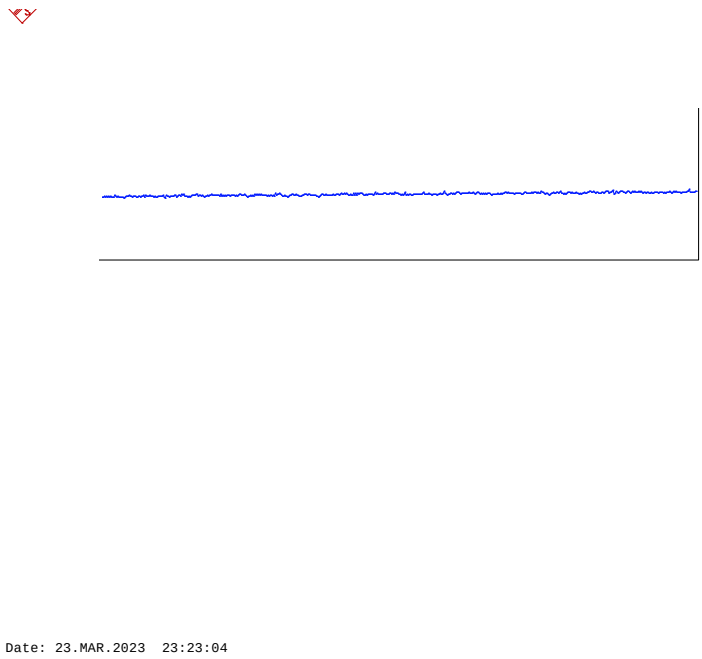

©Copyright. All rights reserved by CTTL.

HIGH BAND EDGE BLOCK-20MHz+20MHz-100%RB

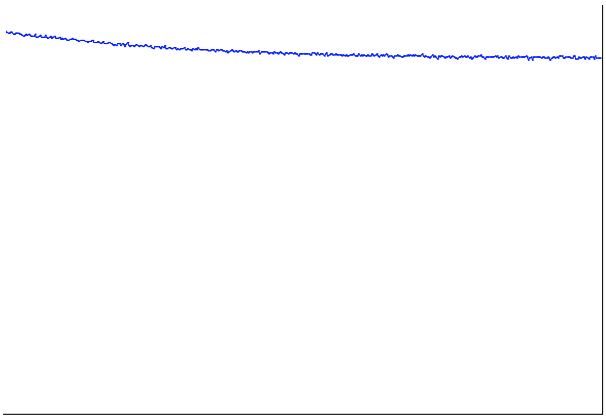

Date: 23.MAR.2023 23:24:27

HIGH BAND EDGE BLOCK-20MHz+20MHz-100%RB

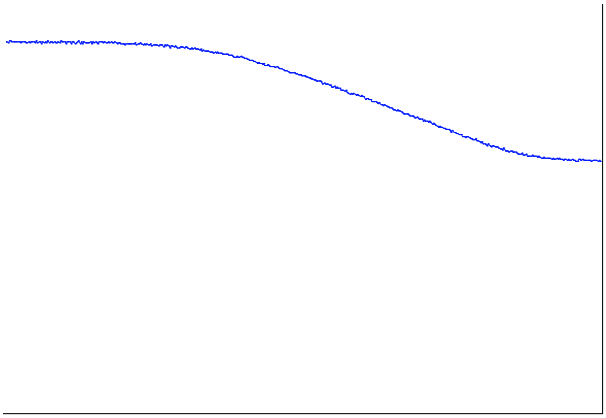

Date: 23.MAR.2023 23:25:13

©Copyright. All rights reserved by CTTL.

LTE CA band 41C

OBW: 1RB-low_offset

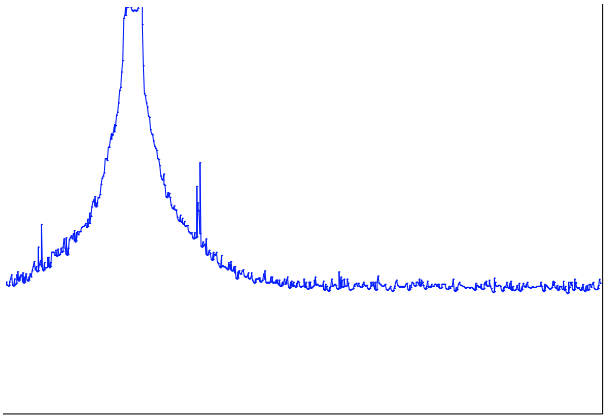

Date: 1.JUN.2023 14:55:52

LOW BAND EDGE BLOCK-1RB-low_offset

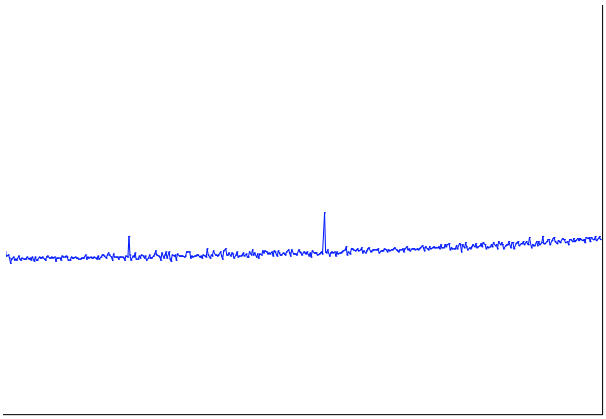

Date: 1.JUN.2023 14:56:35

©Copyright. All rights reserved by CTTL.

LOW BAND EDGE BLOCK-1RB-low_offset

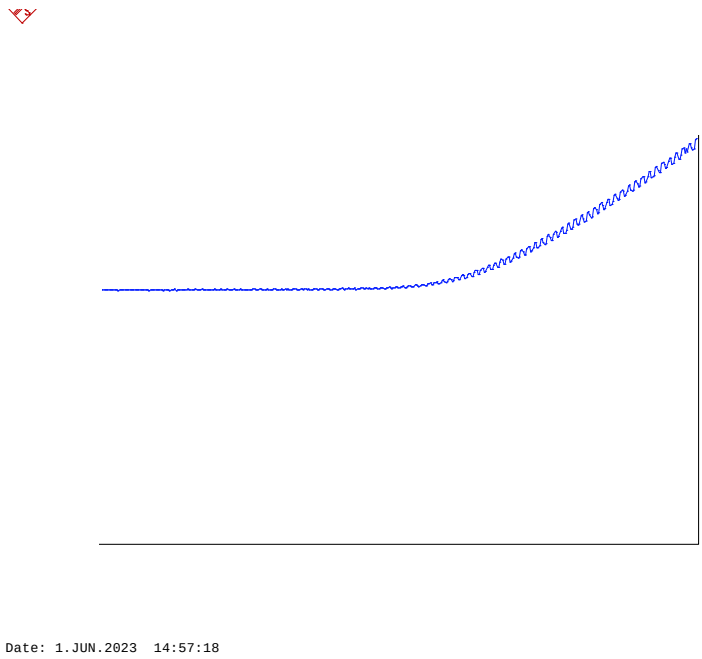

©Copyright. All rights reserved by CTTL.

OBW: 1RB-high_offset

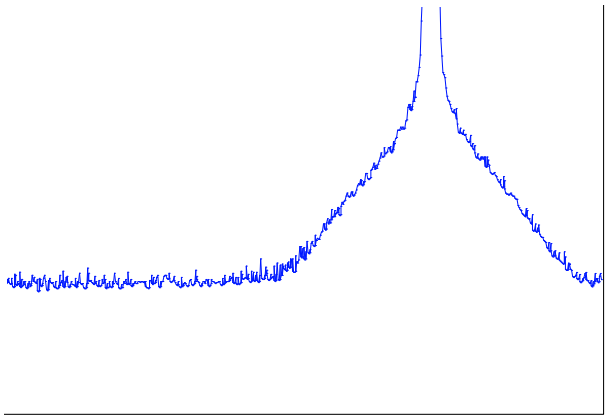

Date: 1.JUN.2023 14:58:18

HIGH BAND EDGE BLOCK-1RB-high_offset

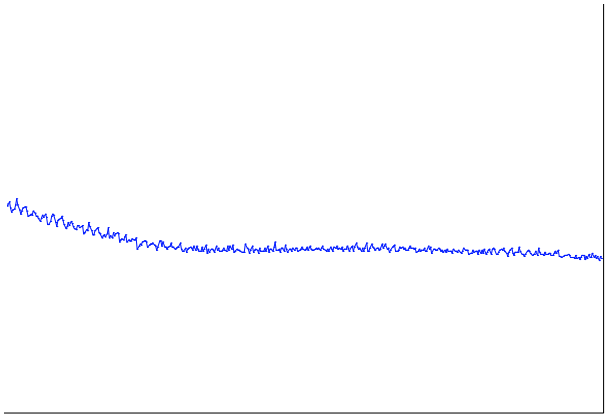

Date: 1.JUN.2023 14:59:01

©Copyright. All rights reserved by CTTL.

HIGH BAND EDGE BLOCK-1RB-high_offset

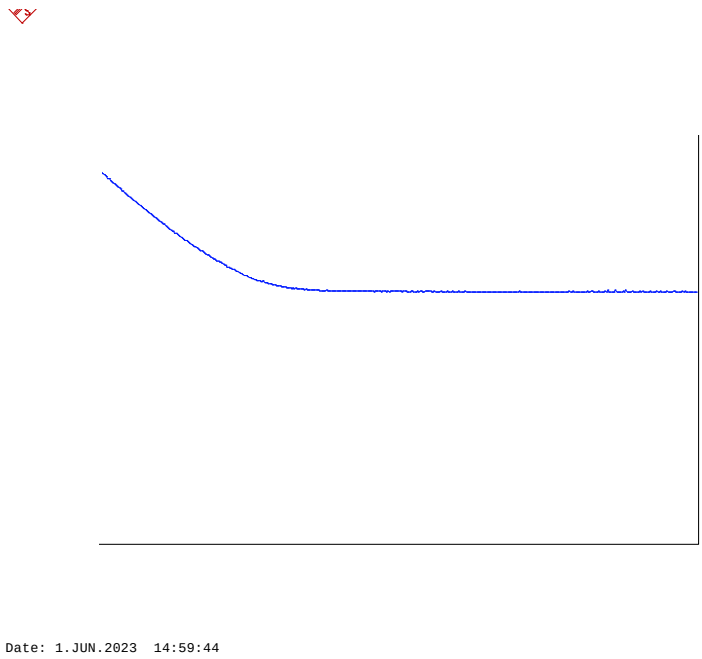

©Copyright. All rights reserved by CTTL.

LOW BAND EDGE BLOCK-20MHz+20MHz-100%RB

Date: 1.JUN.2023 08:54:59

Channel power

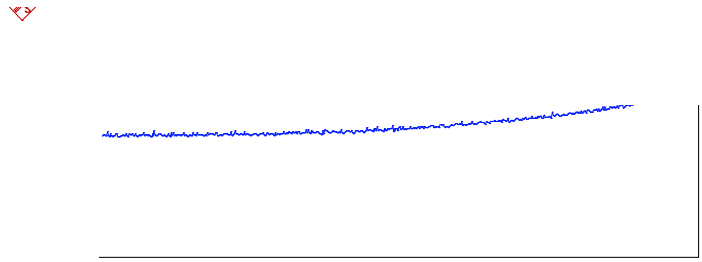

Date: 1.JUN.2023 09:00:11

©Copyright. All rights reserved by CTTL.

LOW BAND EDGE BLOCK-20MHz+20MHz-100%RB

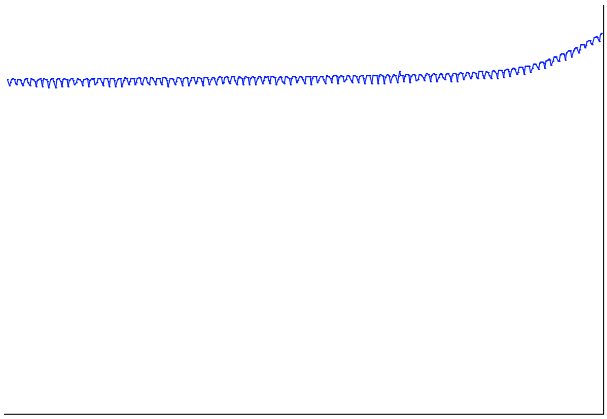

Date: 1.JUN.2023 09:00:54

©Copyright. All rights reserved by CTTL.

HIGH BAND EDGE BLOCK-20MHz+20MHz-100%RB



Date: 5.JUN.2023 10:56:23

Channel power

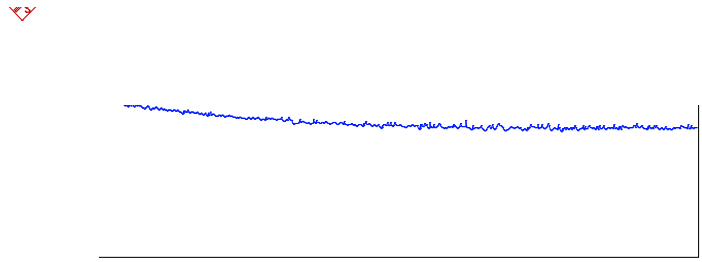

Date: 5.JUN.2023 10:57:20

©Copyright. All rights reserved by CTTL.

HIGH BAND EDGE BLOCK-20MHz+20MHz-100%RB

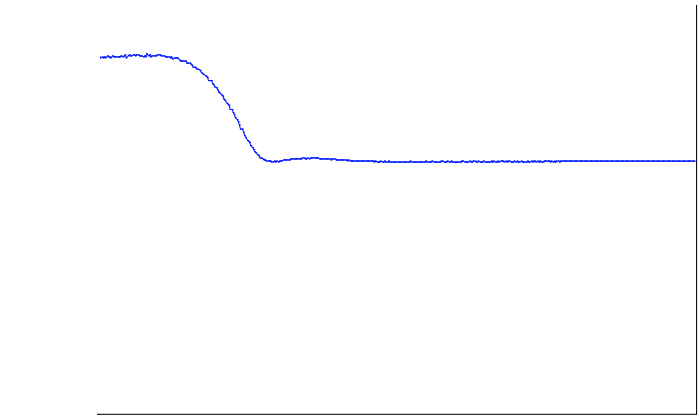

Date: 5.JUN.2023 10:58:03

©Copyright. All rights reserved by CTTL.

LTE CA_band 48C

OBW: 1RB-low_offset

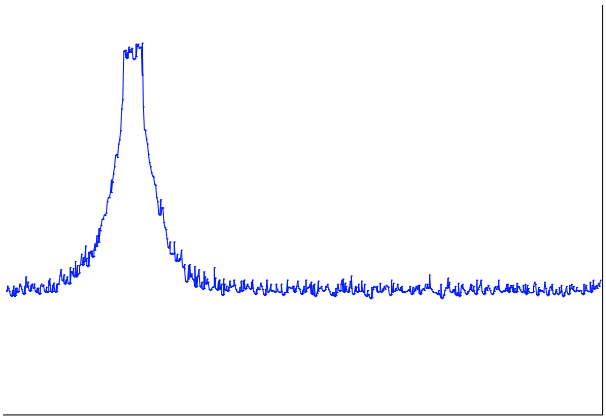

Date: 1.JUN.2023 15:42:53

LOW BAND EDGE BLOCK-1RB-low_offset

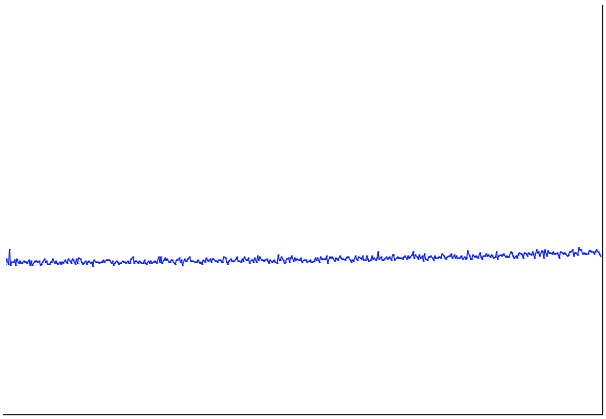

Date: 1.JUN.2023 15:44:29

©Copyright. All rights reserved by CTTL.

LOW BAND EDGE BLOCK-1RB-low_offset

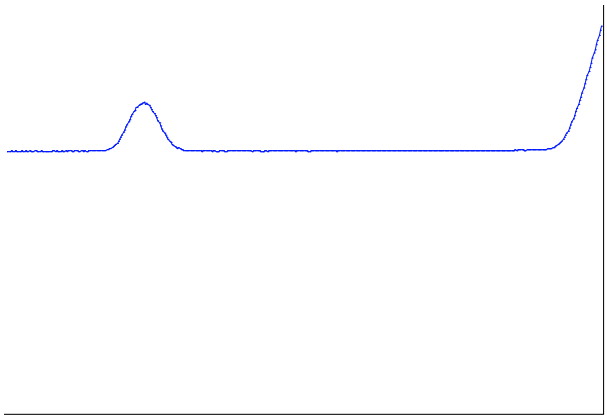

Date: 1.JUN.2023 15:45:12

LOW BAND EDGE BLOCK-1RB-low_offset

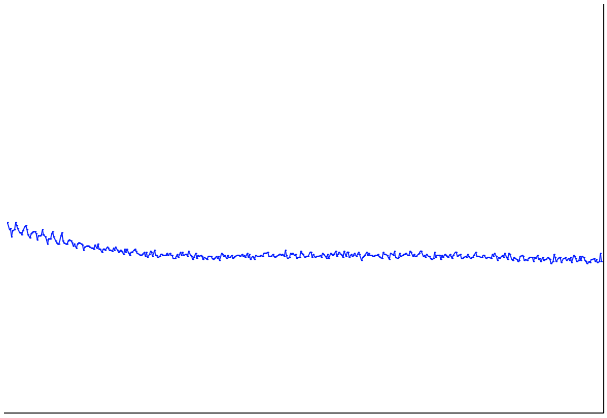

Date: 1.JUN.2023 15:45:55

©Copyright. All rights reserved by CTTL.

LOW BAND EDGE BLOCK-1RB-low_offset

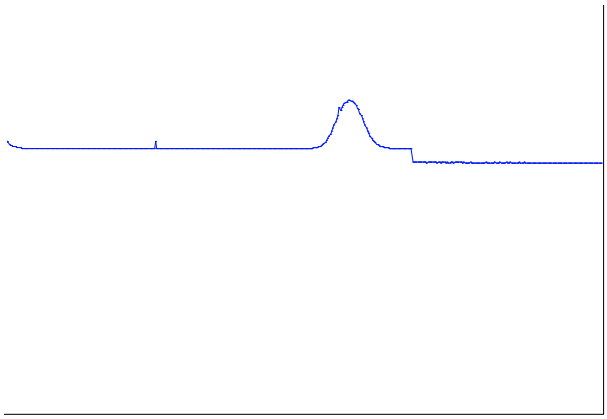

Date: 1.JUN.2023 15:46:38

Channel power

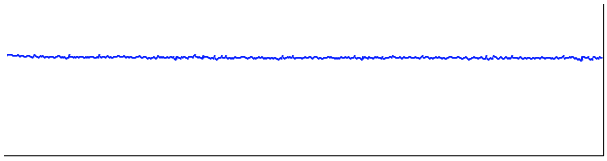

Date: 1.JUN.2023 15:47:13

©Copyright. All rights reserved by CTTL.

OBW: 1RB-high_offset

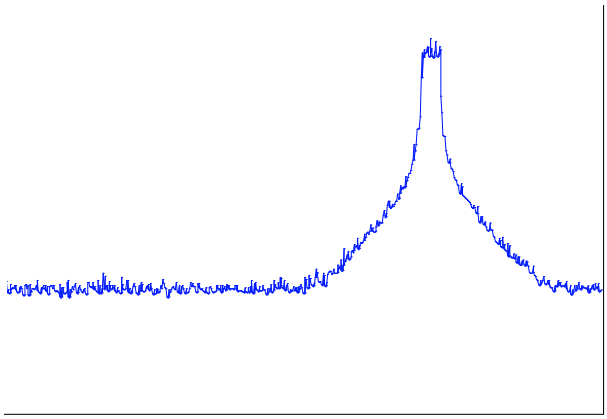

Date: 1.JUN.2023 15:48:11

HIGH BAND EDGE BLOCK-1RB-high_offset

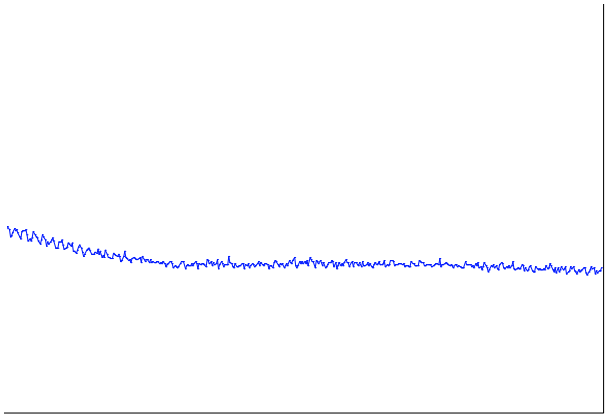

Date: 1.JUN.2023 15:49:16

©Copyright. All rights reserved by CTTL.

HIGH BAND EDGE BLOCK-1RB-high_offset

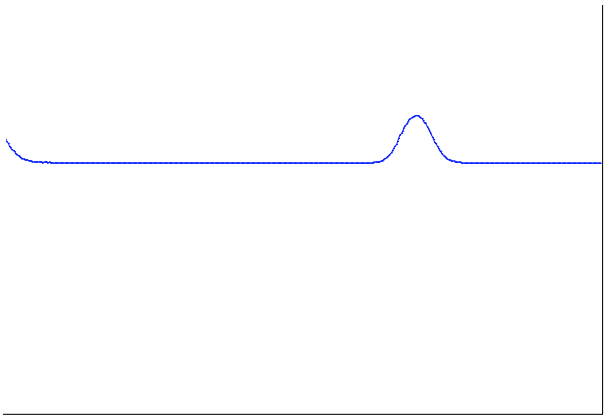

Date: 1.JUN.2023 15:49:59

HIGH BAND EDGE BLOCK-1RB-high_offset

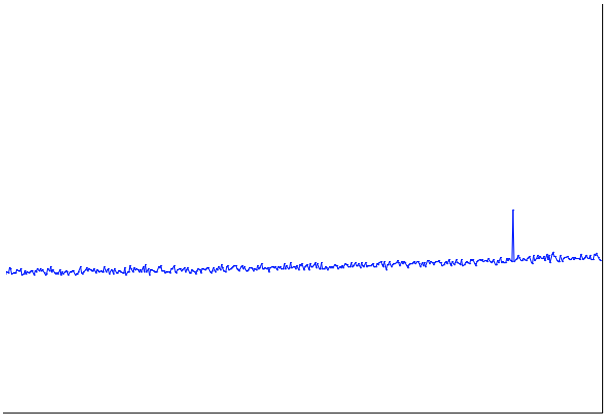

Date: 1.JUN.2023 15:50:42

©Copyright. All rights reserved by CTTL.

HIGH BAND EDGE BLOCK-1RB-high_offset

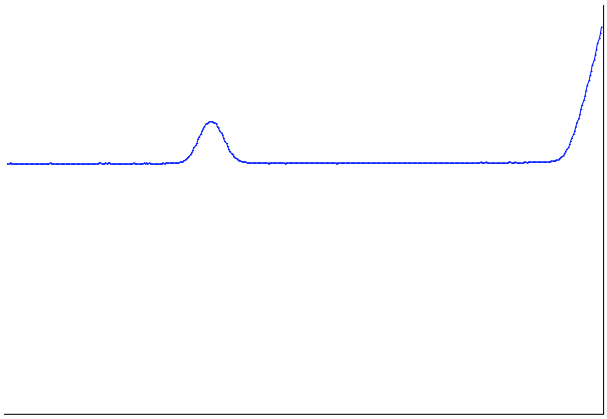

Date: 1.JUN.2023 15:51:26

©Copyright. All rights reserved by CTTL.

LOW BAND EDGE BLOCK-20MHz+20MHz-100%RB

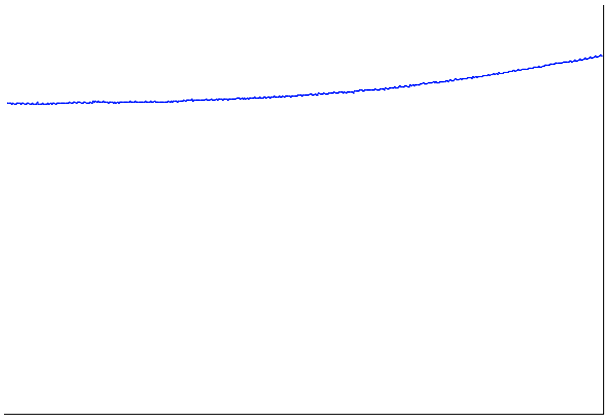

Date: 1.JUN.2023 16:06:11

LOW BAND EDGE BLOCK-20MHz+20MHz-100%RB

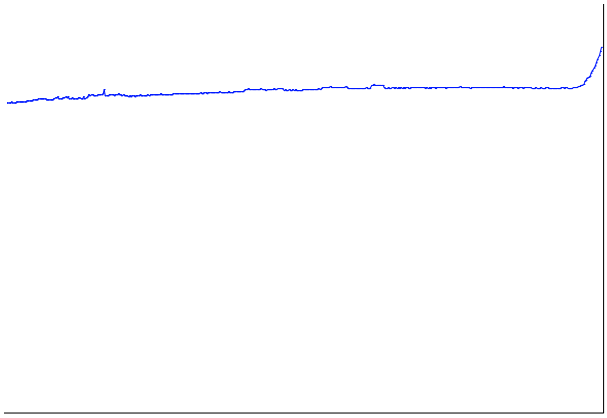

Date: 1.JUN.2023 16:06:54

©Copyright. All rights reserved by CTTL.

Channel power

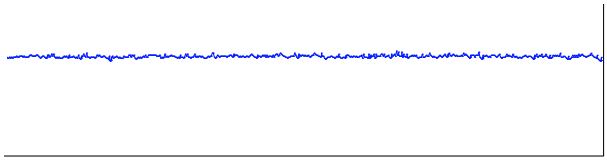

Date: 1.JUN.2023 16:10:07

©Copyright. All rights reserved by CTTL.

LOW BAND EDGE BLOCK-20MHz+20MHz-100%RB

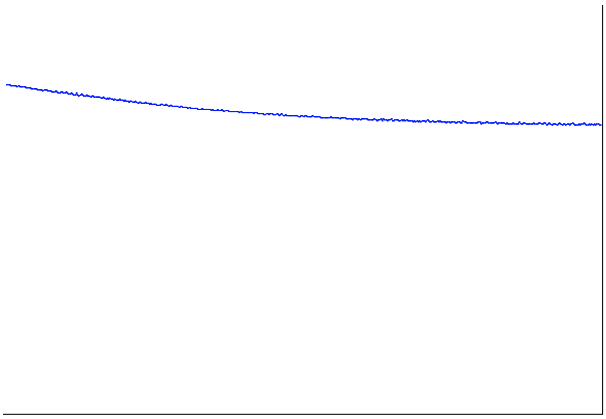

Date: 1.JUN.2023 16:10:50

LOW BAND EDGE BLOCK-20MHz+20MHz-100%RB

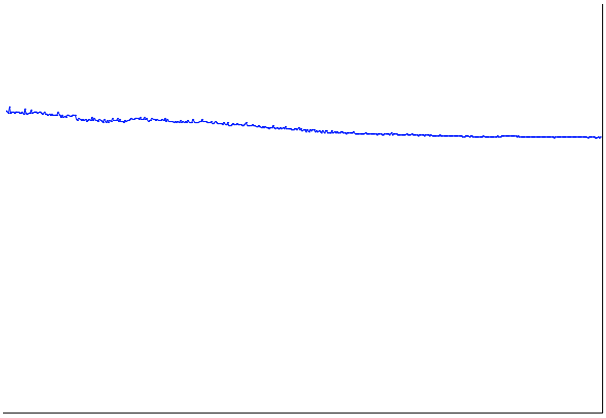

Date: 1.JUN.2023 16:11:33

©Copyright. All rights reserved by CTTL.

ACLR

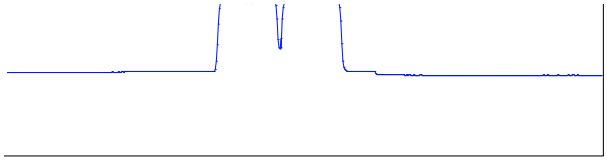

Date: 1.JUN.2023 16:11:59

©Copyright. All rights reserved by CTTL.

HIGH BAND EDGE BLOCK-20MHz+20MHz-100%RB

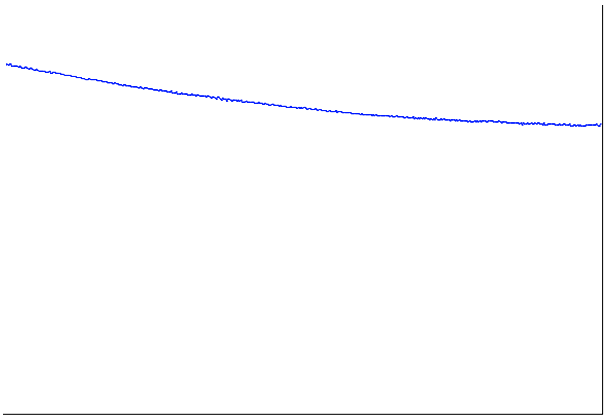

Date: 1.JUN.2023 16:13:44

HIGH BAND EDGE BLOCK-20MHz+20MHz-100%RB

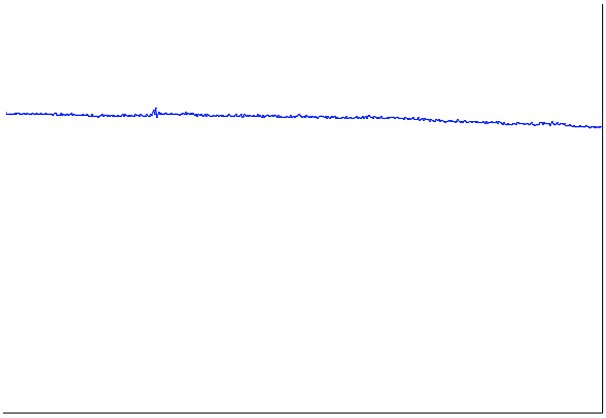

Date: 1.JUN.2023 16:14:28

©Copyright. All rights reserved by CTTL.

HIGH BAND EDGE BLOCK-20MHz+20MHz-100%RB

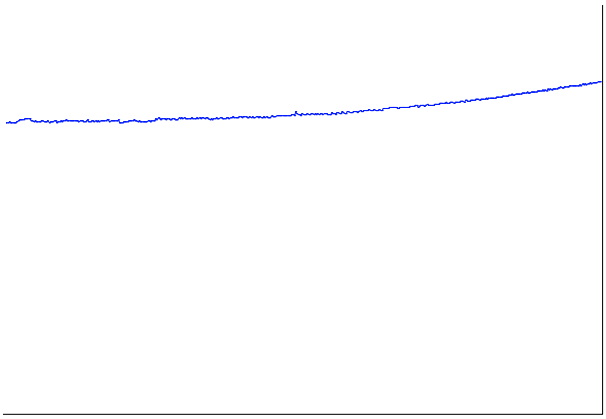

Date: 1.JUN.2023 16:15:11

HIGH BAND EDGE BLOCK-20MHz+20MHz-100%RB

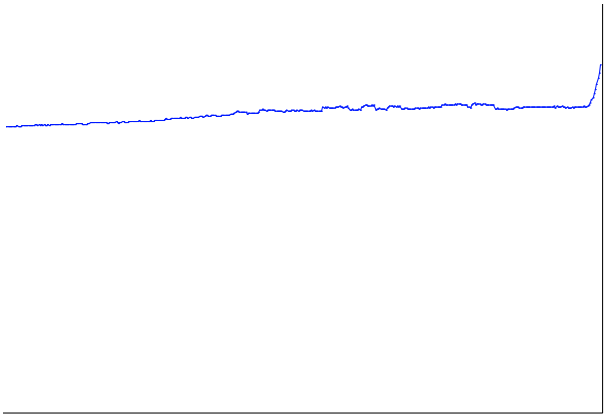

Date: 1.JUN.2023 16:15:54

©Copyright. All rights reserved by CTTL.

ACLR

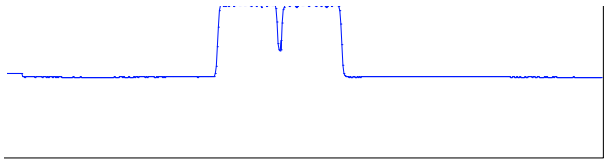

Date: 1.JUN.2023 16:16:21

©Copyright. All rights reserved by CTTL.

LTE CA band 66C

OBW: 1RB-low_offset

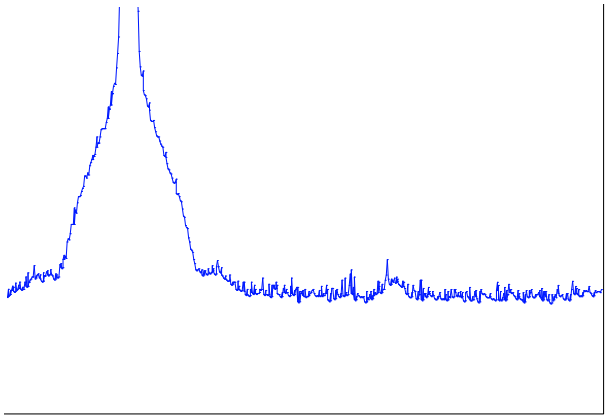

Date: 1.JUN.2023 15:11:30

LOW BAND EDGE BLOCK-1RB-low_offset

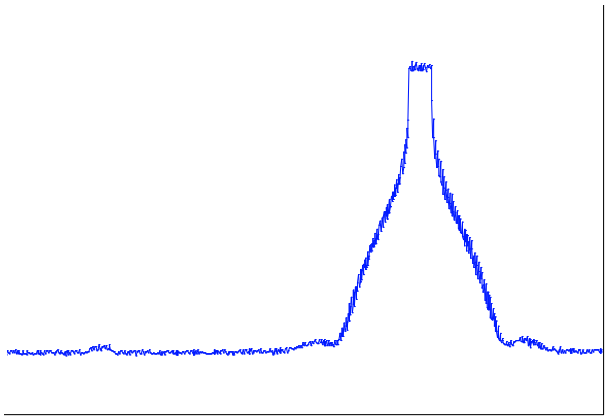

Date: 1.JUN.2023 15:14:14

©Copyright. All rights reserved by CTTL.

OBW: 1RB-high_offset

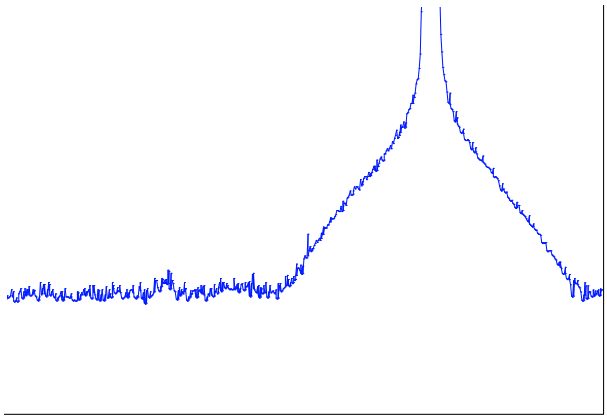

Date: 1.JUN.2023 15:15:09

HIGH BAND EDGE BLOCK-1RB-high_offset

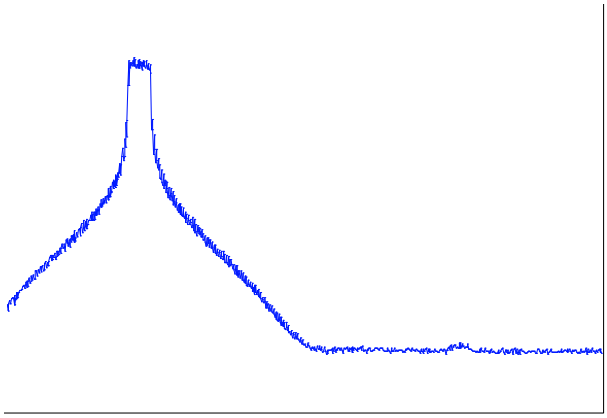

Date: 1.JUN.2023 15:17:38

©Copyright. All rights reserved by CTTL.

LOW BAND EDGE BLOCK-20MHz+20MHz-100%RB

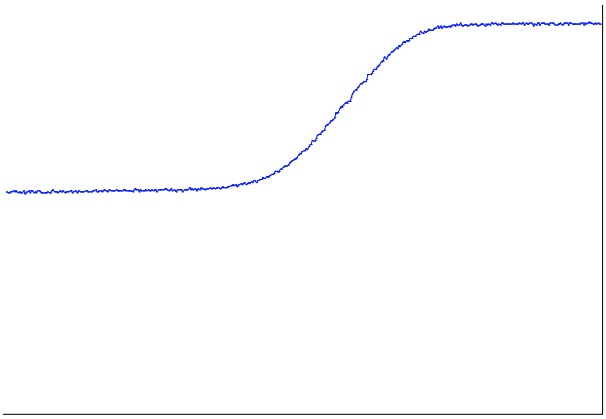

Date: 23.MAR.2023 23:43:51

HIGH BAND EDGE BLOCK-20MHz+20MHz-100%RB

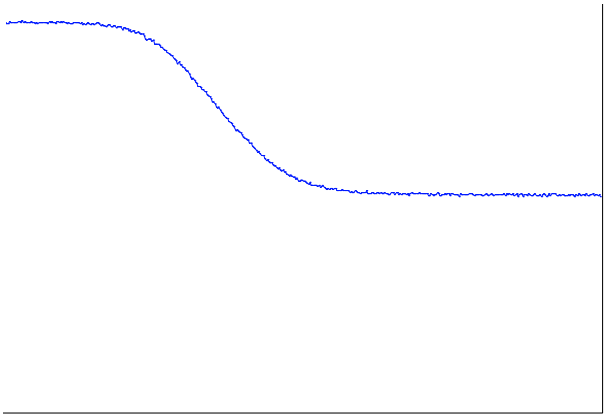

Date: 23.MAR.2023 23:45:11

©Copyright. All rights reserved by CTTL.

LTE band 2@CA_2A-4A

OBW: 1RB-LOW_offset

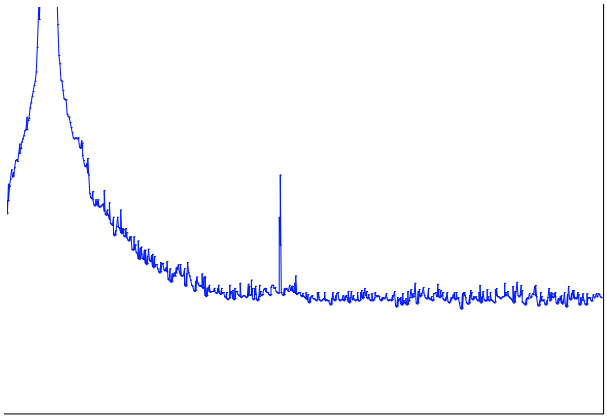

Date: 17.JUN.2023 11:15:17

LOW BAND EDGE BLOCK-1RB-LOW_offset

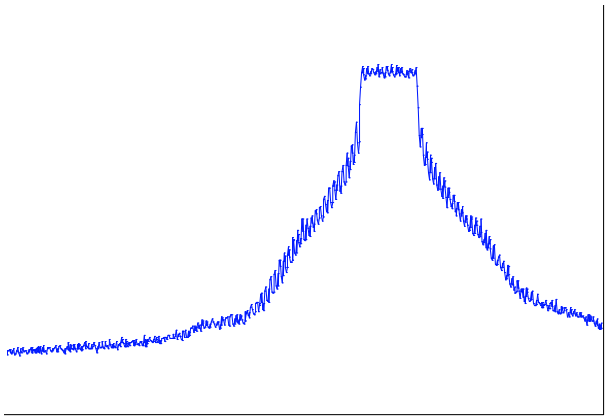

Date: 17.JUN.2023 11:16:20

©Copyright. All rights reserved by CTTL.

OBW: 1RB-HIGH_offset

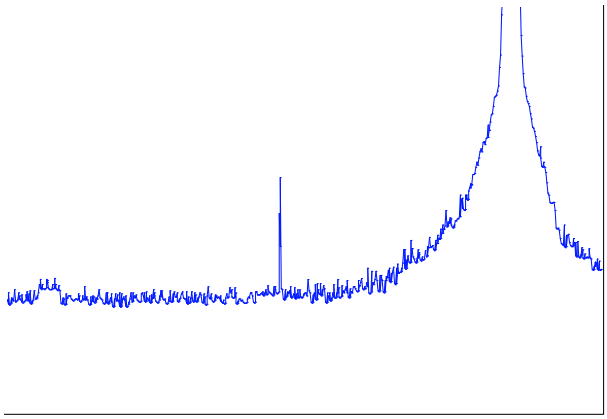

Date: 17.JUN.2023 11:18:40

HIGH BAND EDGE BLOCK-1RB-HIGH_offset

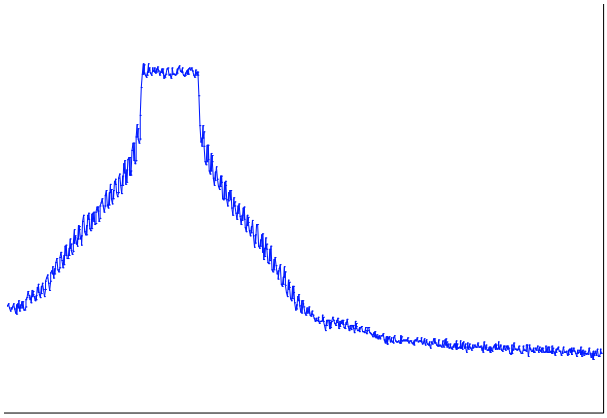

Date: 17.JUN.2023 11:19:43

©Copyright. All rights reserved by CTTL.

LOW BAND EDGE BLOCK-20MHz+20MHz-100%RB

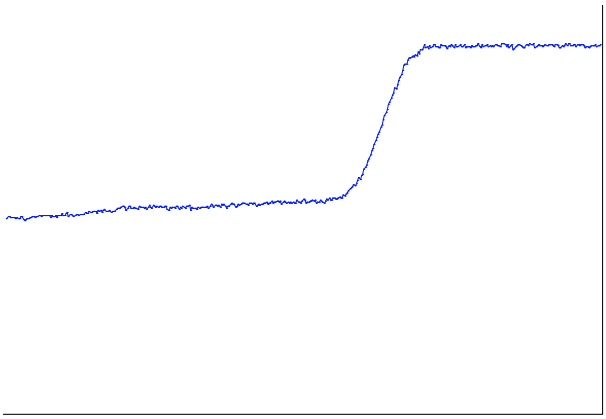

Date: 31.MAY.2023 14:36:30

HIGH BAND EDGE BLOCK-20MHz+20MHz-100%RB

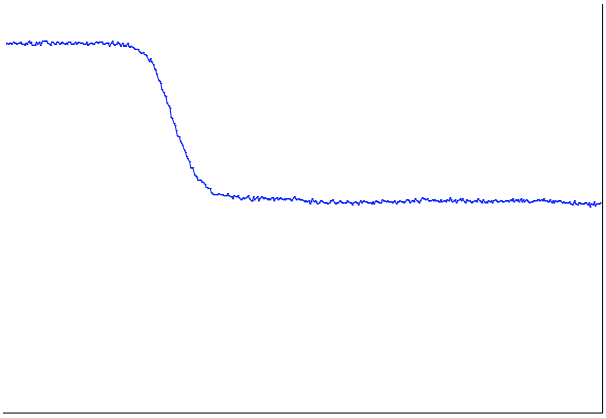

Date: 31.MAY.2023 14:38:33

©Copyright. All rights reserved by CTTL.

LTE band 4@CA_2A-4A

OBW: 1RB-LOW_offset

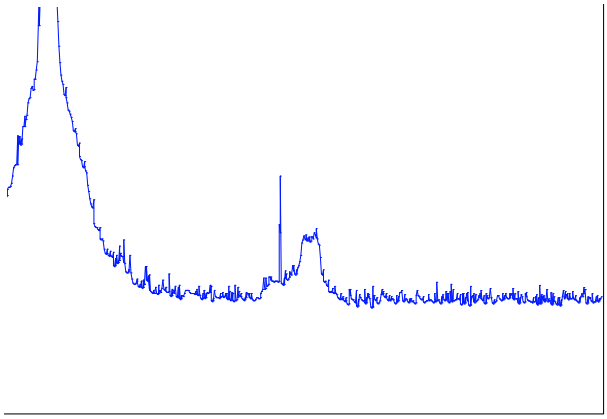

Date: 17.JUN.2023 11:16:41

LOW BAND EDGE BLOCK-1RB-LOW_offset

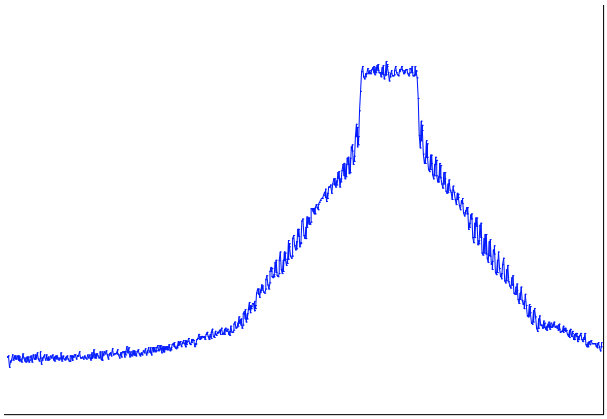

Date: 17.JUN.2023 11:17:45

©Copyright. All rights reserved by CTTL.

OBW: 1RB-HIGH_offset

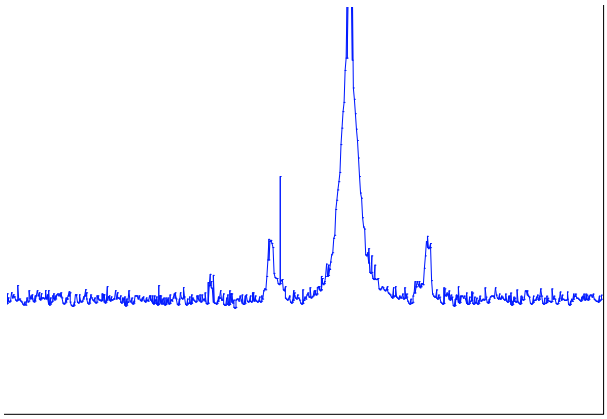

Date: 17.JUN.2023 11:20:03

HIGH BAND EDGE BLOCK-1RB-HIGH_offset

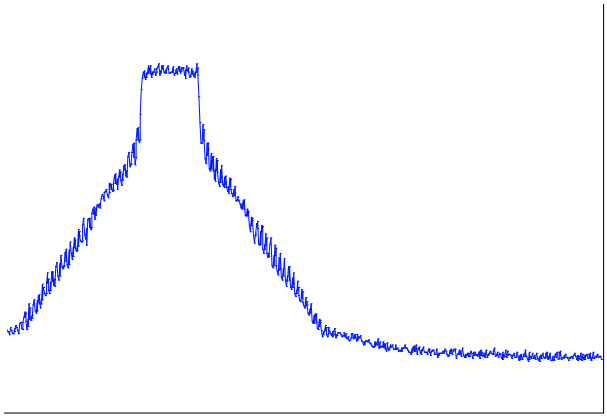

Date: 17.JUN.2023 11:21:06

©Copyright. All rights reserved by CTTL.

LOW BAND EDGE BLOCK-20MHz+20MHz-100%RB

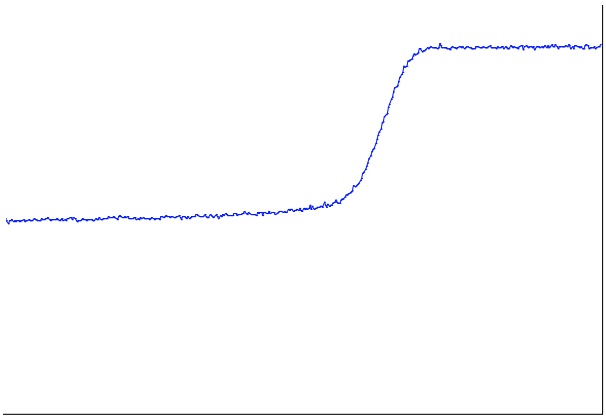

Date: 31.MAY.2023 14:37:15

HIGH BAND EDGE BLOCK-20MHz+20MHz-100%RB

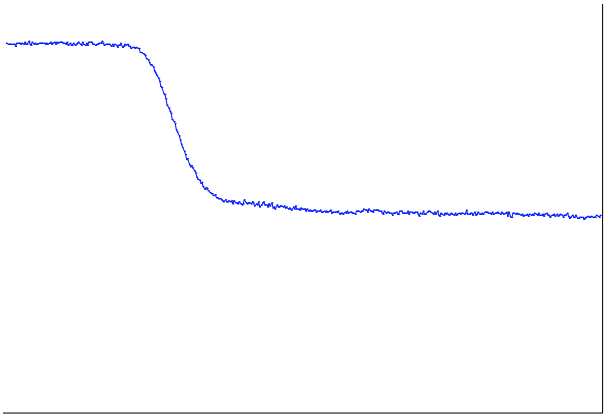

Date: 31.MAY.2023 14:39:16

©Copyright. All rights reserved by CTTL.

LTE band 2@CA_2A-5A

OBW: 1RB-LOW_offset

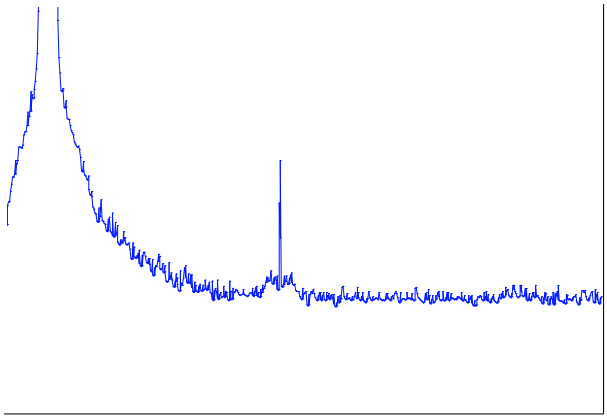

Date: 17.JUN.2023 11:22:12

LOW BAND EDGE BLOCK-1RB-LOW_offset

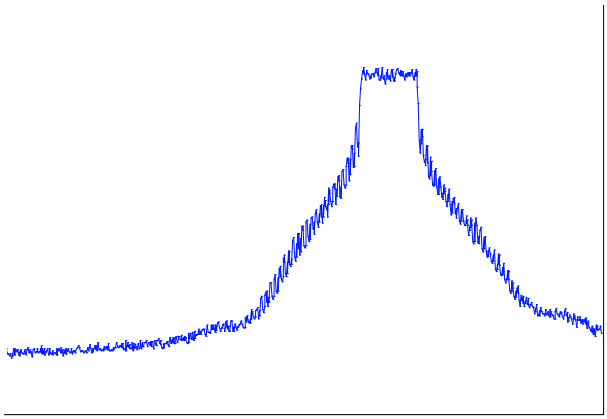

Date: 17.JUN.2023 11:23:14

©Copyright. All rights reserved by CTTL.

OBW: 1RB-HIGH_offset

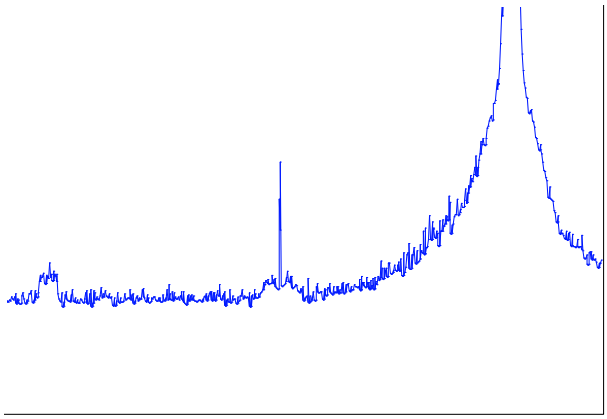

Date: 17.JUN.2023 11:26:07

HIGH BAND EDGE BLOCK-1RB-HIGH_offset

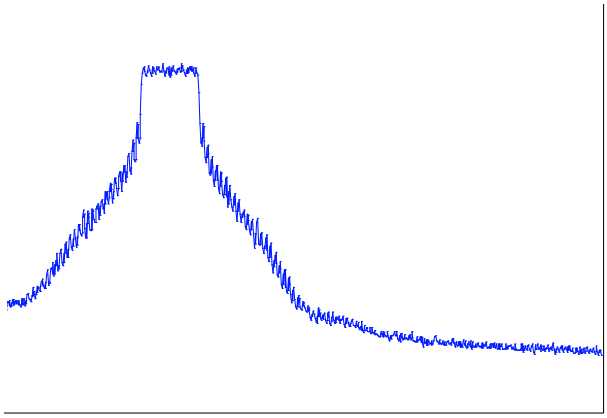

Date: 17.JUN.2023 11:27:10

©Copyright. All rights reserved by CTTL.

LOW BAND EDGE BLOCK-20MHz+10MHz-100%RB

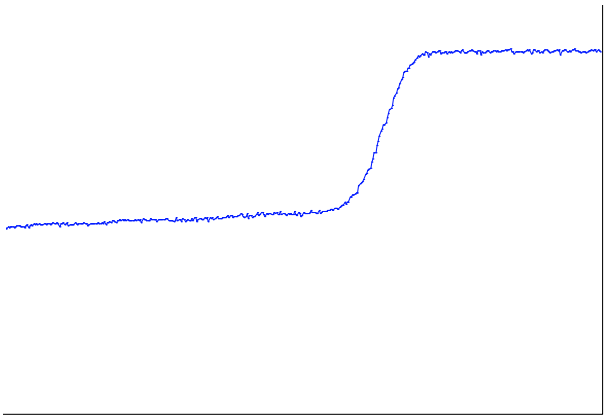

Date: 31.MAY.2023 14:40:38

HIGH BAND EDGE BLOCK-20MHz+10MHz-100%RB

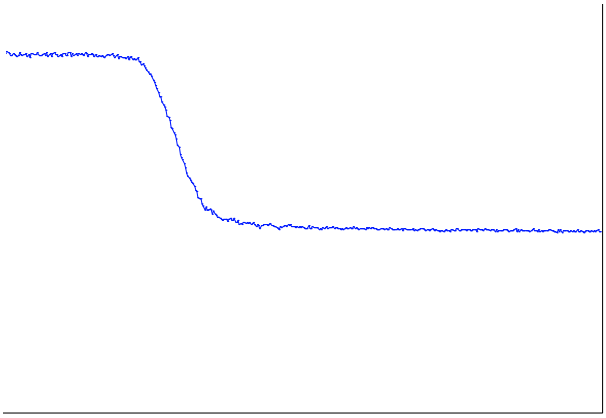

Date: 31.MAY.2023 14:43:03

©Copyright. All rights reserved by CTTL.

LTE band 5@CA_2A-5A

OBW: 1RB-LOW_offset

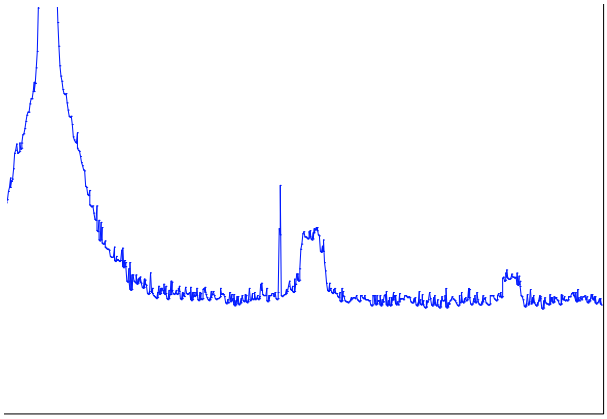

Date: 17.JUN.2023 11:23:35

LOW BAND EDGE BLOCK-1RB-LOW_offset

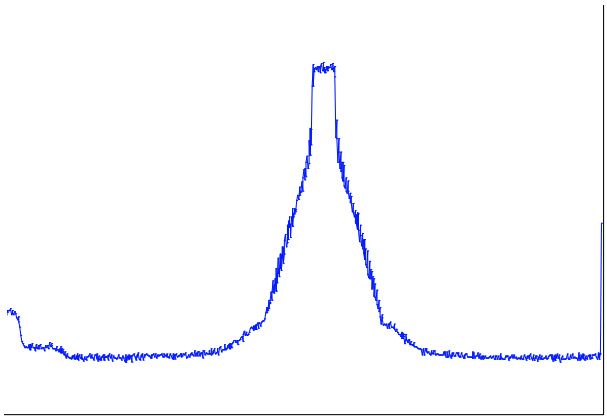

Date: 17.JUN.2023 11:25:12

©Copyright. All rights reserved by CTTL.

OBW: 1RB-HIGH_offset

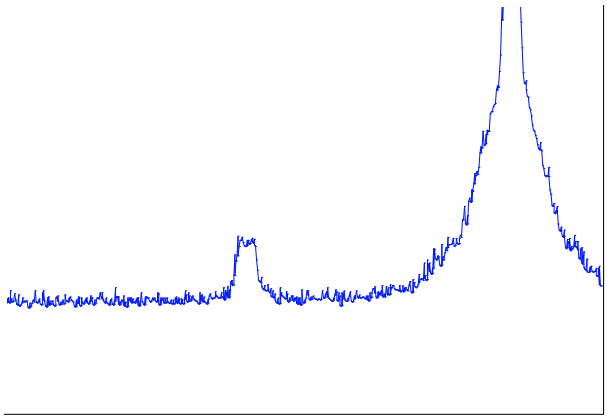

Date: 17.JUN.2023 11:27:30

HIGH BAND EDGE BLOCK-1RB-HIGH_offset

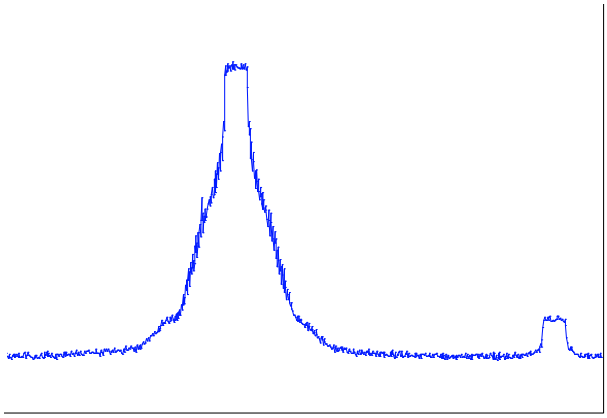

Date: 17.JUN.2023 11:29:08

©Copyright. All rights reserved by CTTL.

LOW BAND EDGE BLOCK-20MHz+10MHz-100%RB

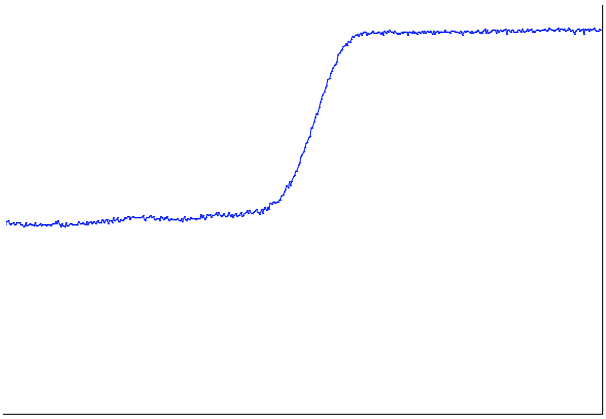

Date: 31.MAY.2023 14:41:21

HIGH BAND EDGE BLOCK-20MHz+10MHz-100%RB

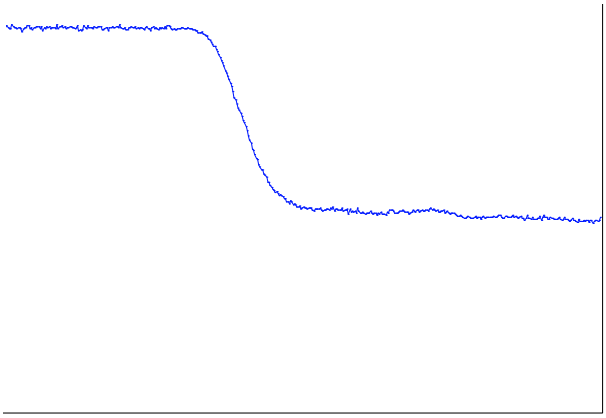

Date: 31.MAY.2023 14:43:46

©Copyright. All rights reserved by CTTL.

LTE band 2@CA_2A-7A

OBW: 1RB-LOW_offset

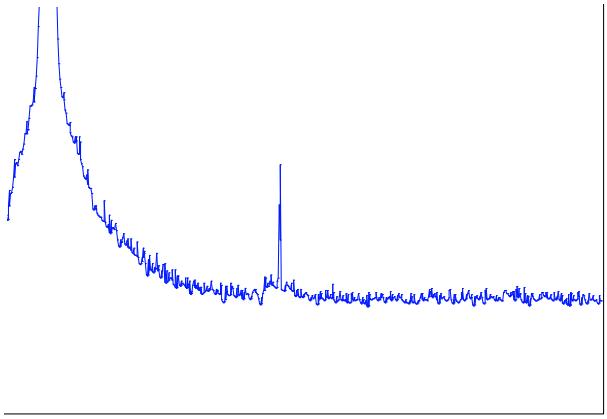

Date: 17.JUN.2023 12:16:52

LOW BAND EDGE BLOCK-1RB-LOW_offset

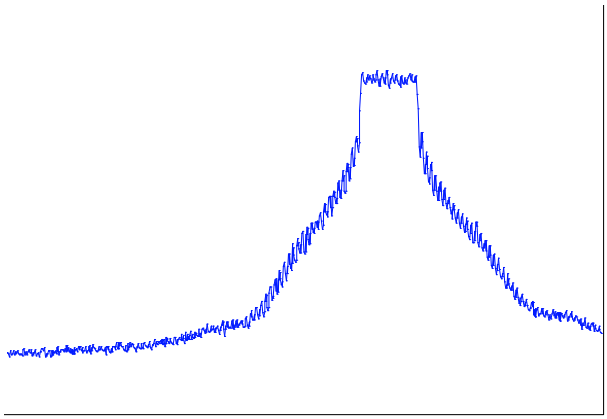

Date: 17.JUN.2023 12:17:55

©Copyright. All rights reserved by CTTL.

OBW: 1RB-HIGH_offset

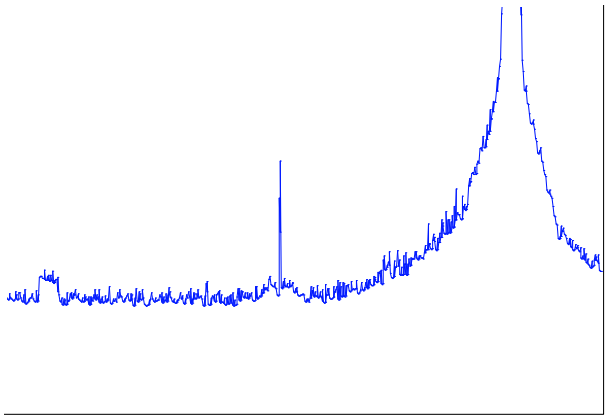

Date: 17.JUN.2023 12:21:38

HIGH BAND EDGE BLOCK-1RB-HIGH_offset

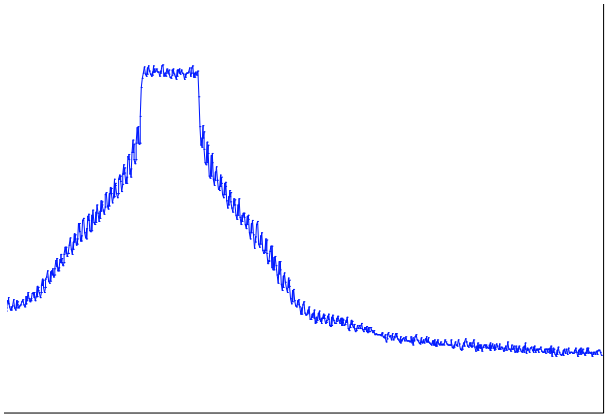

Date: 17.JUN.2023 12:22:41

©Copyright. All rights reserved by CTTL.

LOW BAND EDGE BLOCK-20MHz+20MHz-100%RB

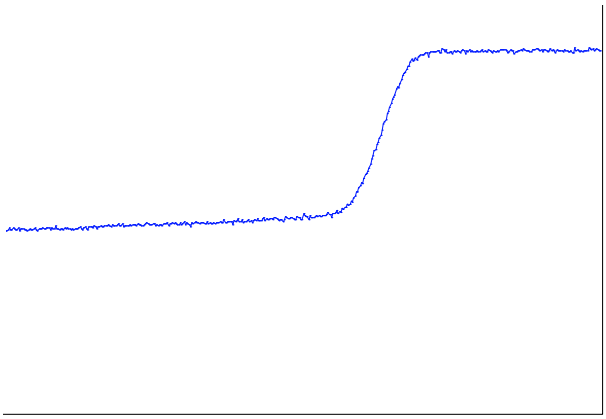

Date: 31.MAY.2023 14:49:25

HIGH BAND EDGE BLOCK-20MHz+20MHz-100%RB

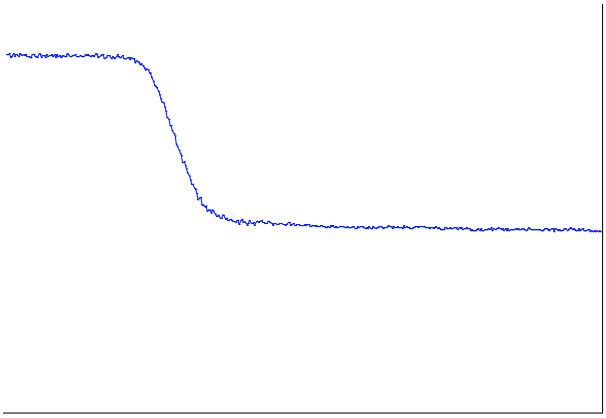

Date: 31.MAY.2023 14:52:14

©Copyright. All rights reserved by CTTL.

LTE band 7@CA_2A-7A

OBW: 1RB-LOW_offset

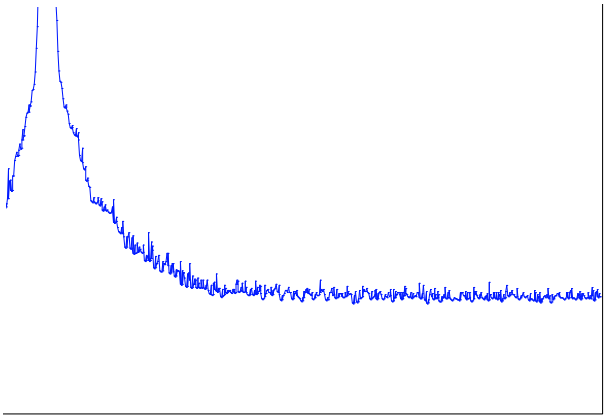

Date: 17.JUN.2023 12:18:15

LOW BAND EDGE BLOCK-1RB-LOW_offset

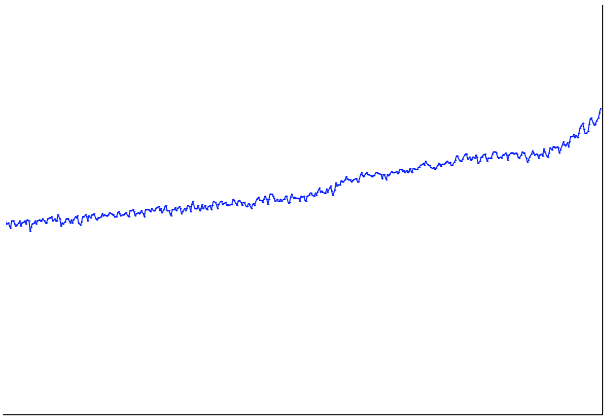

Date: 17.JUN.2023 12:19:03

©Copyright. All rights reserved by CTTL.

LOW BAND EDGE BLOCK-1RB-LOW_offset

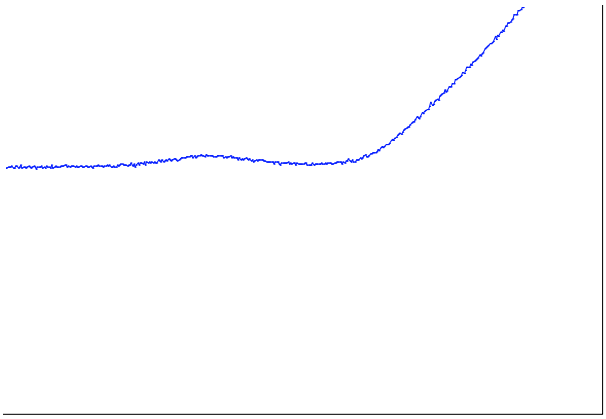

Date: 17.JUN.2023 12:19:48

Channel power

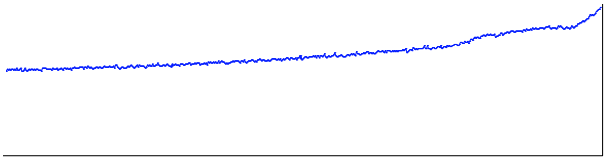

Date: 17.JUN.2023 12:20:45

©Copyright. All rights reserved by CTTL.

OBW: 1RB-HIGH_offset

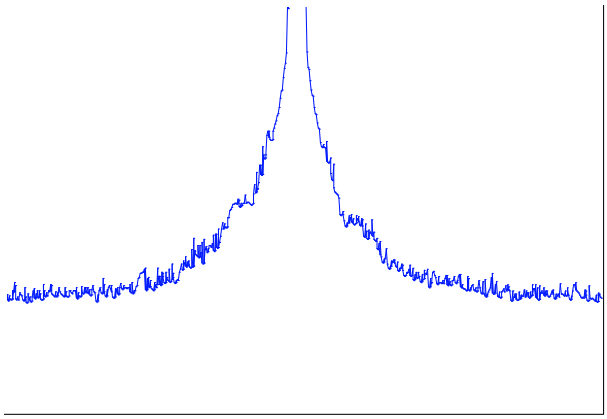

Date: 17.JUN.2023 12:23:02

HIGH BAND EDGE BLOCK-1RB-HIGH_offset

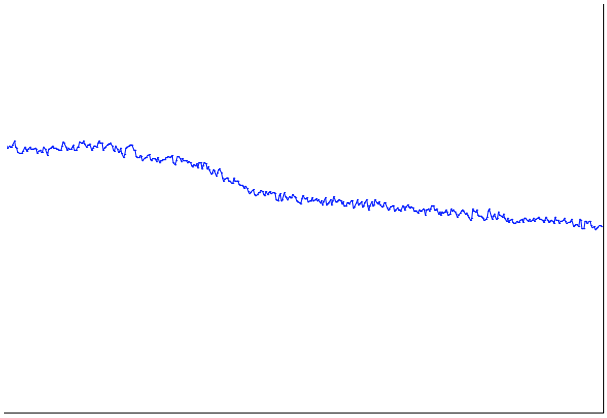

Date: 17.JUN.2023 12:23:49

©Copyright. All rights reserved by CTTL.

HIGH BAND EDGE BLOCK-1RB-HIGH_offset

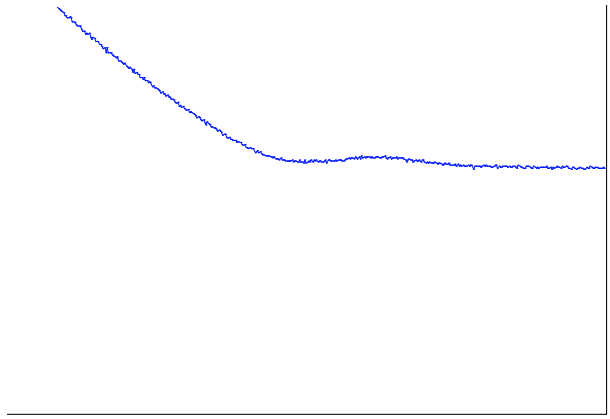

Date: 17.JUN.2023 12:24:34

Channel power

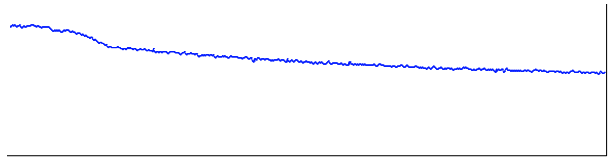

Date: 17.JUN.2023 12:25:16

©Copyright. All rights reserved by CTTL.

LOW BAND EDGE BLOCK-20MHz+20MHz-100%RB

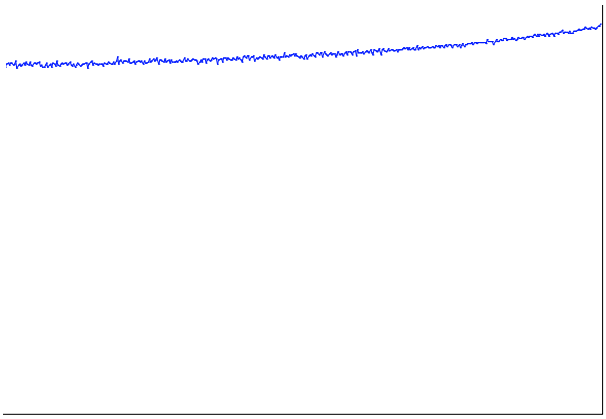

Date: 31.MAY.2023 14:50:10

LOW BAND EDGE BLOCK-20MHz+20MHz-100%RB

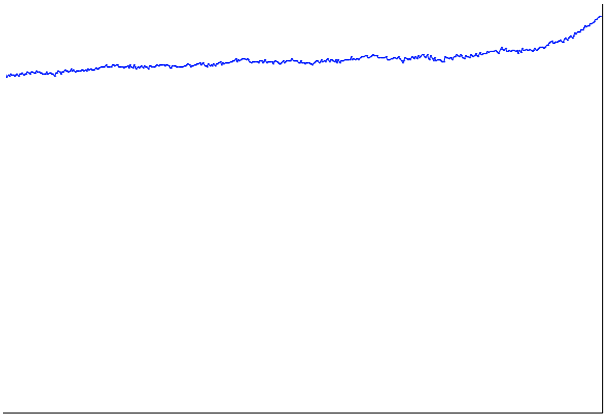

Date: 31.MAY.2023 14:50:56

©Copyright. All rights reserved by CTTL.

HIGH BAND EDGE BLOCK-20MHz+20MHz-100%RB

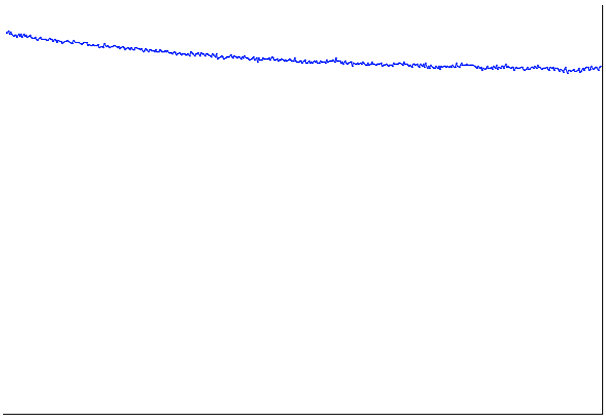

Date: 31.MAY.2023 14:53:00

HIGH BAND EDGE BLOCK-20MHz+20MHz-100%RB

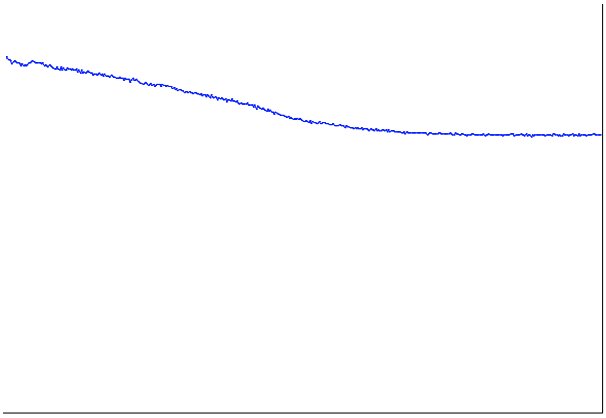

Date: 31.MAY.2023 14:53:46

©Copyright. All rights reserved by CTTL.

LTE band 2@CA_2A-12A

OBW: 1RB-LOW_offset

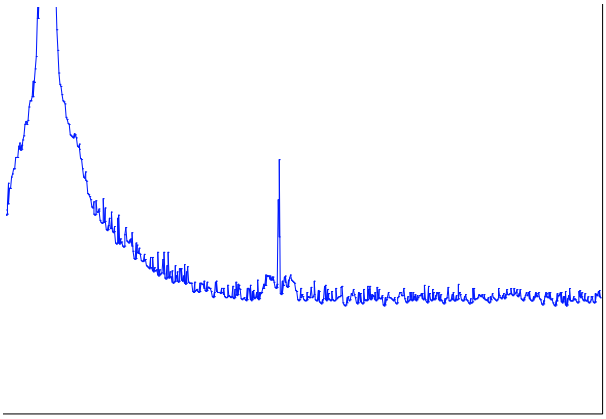

Date: 17.JUN.2023 11:38:42

LOW BAND EDGE BLOCK-1RB-LOW_offset

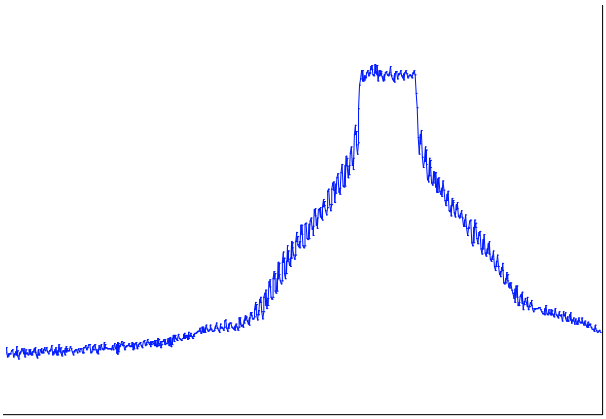

Date: 17.JUN.2023 11:39:45

©Copyright. All rights reserved by CTTL.

OBW: 1RB-HIGH_offset

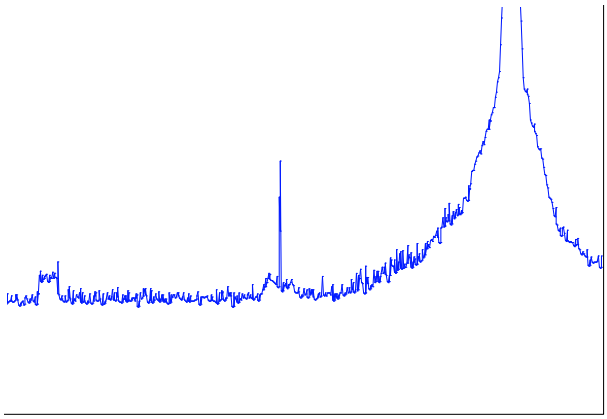

Date: 17.JUN.2023 11:41:44

HIGH BAND EDGE BLOCK-1RB-HIGH_offset

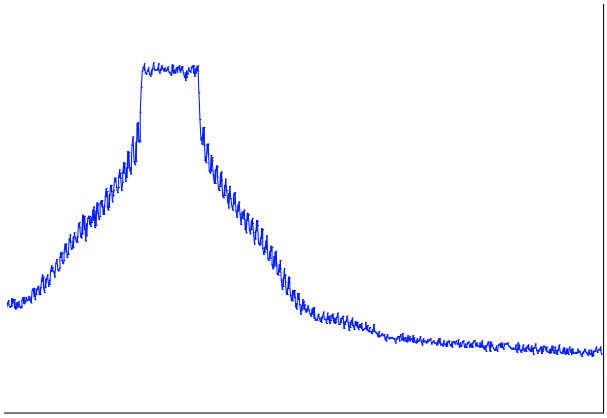

Date: 17.JUN.2023 11:42:47

©Copyright. All rights reserved by CTTL.

LOW BAND EDGE BLOCK-20MHz+10MHz-100%RB

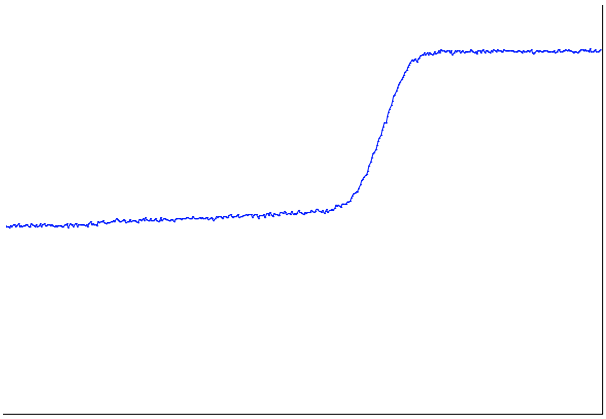

Date: 31.MAY.2023 15:01:00

HIGH BAND EDGE BLOCK-20MHz+10MHz-100%RB

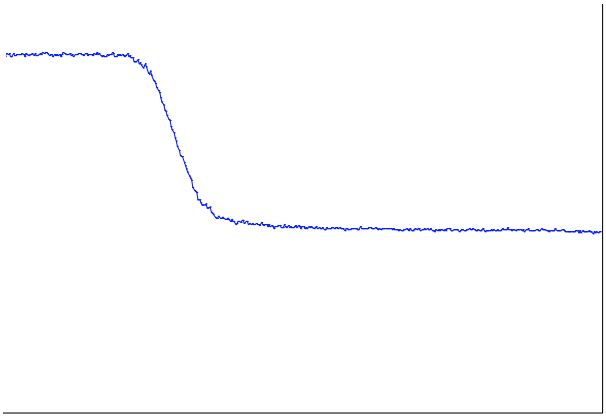

Date: 31.MAY.2023 15:03:03

©Copyright. All rights reserved by CTTL.

LTE band 12@CA_2A-12A

LOW BAND EDGE BLOCK-1RB-LOW_offset

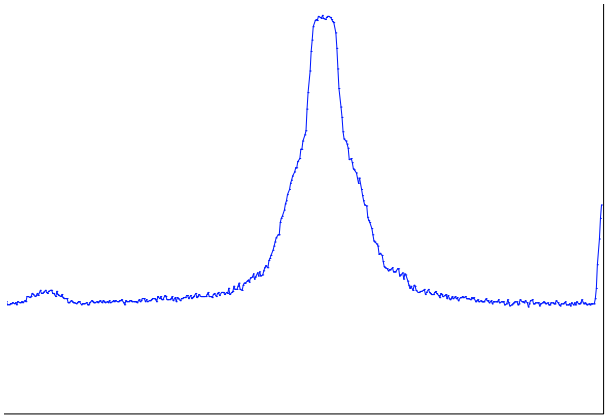

Date: 17.JUN.2023 11:40:50

HIGH BAND EDGE BLOCK-1RB-HIGH_offset

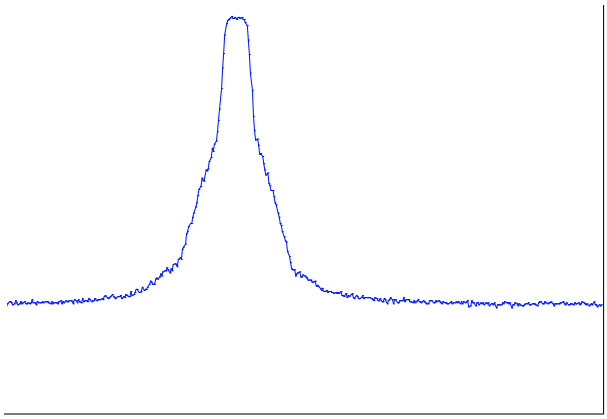

Date: 17.JUN.2023 11:43:50

©Copyright. All rights reserved by CTTL.

LOW BAND EDGE BLOCK-20MHz+10MHz-100%RB

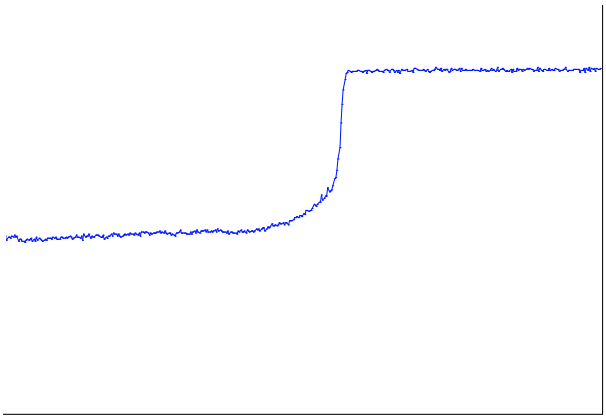

Date: 31.MAY.2023 15:01:45

HIGH BAND EDGE BLOCK-20MHz+10MHz-100%RB

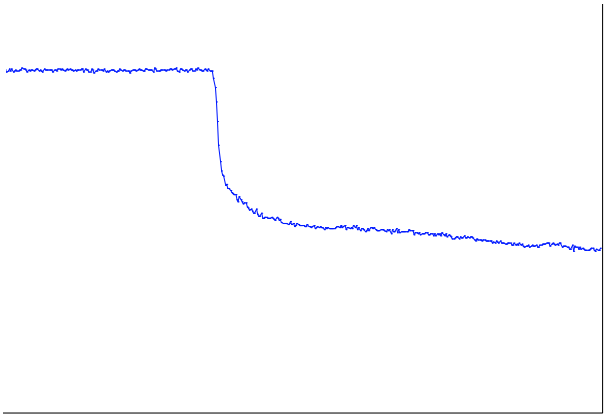

Date: 31.MAY.2023 15:03:48

©Copyright. All rights reserved by CTTL.

LTE band 2@CA_2A-13A

OBW: 1RB-LOW_offset

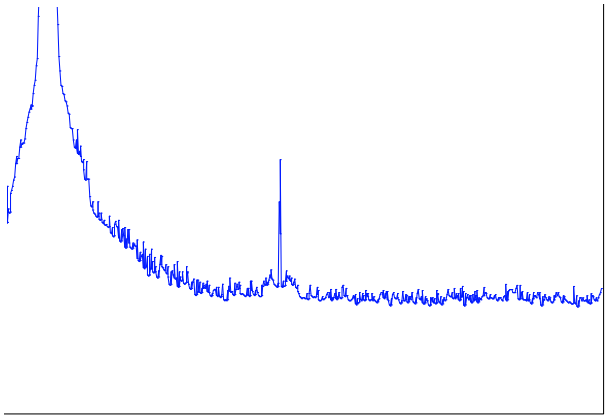

Date: 17.JUN.2023 11:51:47

LOW BAND EDGE BLOCK-1RB-LOW_offset

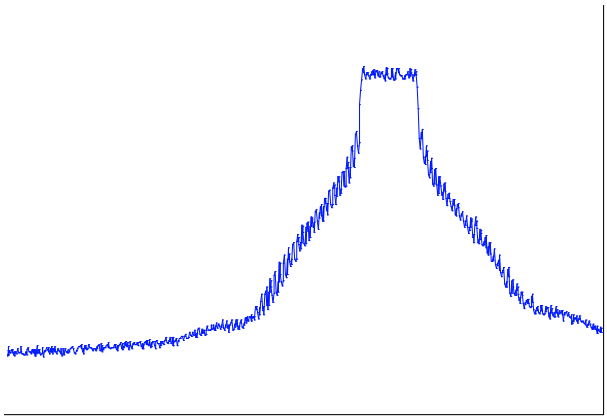

Date: 17.JUN.2023 11:52:50

©Copyright. All rights reserved by CTTL.

OBW: 1RB-HIGH_offset

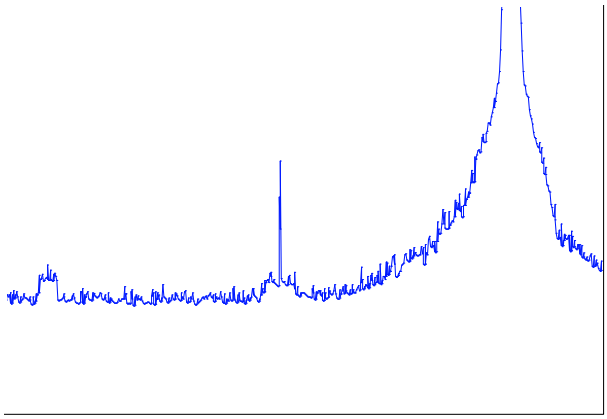

Date: 17.JUN.2023 11:55:46

HIGH BAND EDGE BLOCK-1RB-HIGH_offset

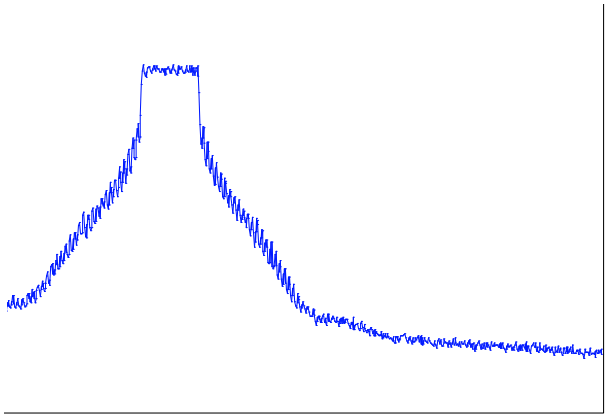

Date: 17.JUN.2023 11:56:49

©Copyright. All rights reserved by CTTL.

LOW BAND EDGE BLOCK-20MHz+10MHz-100%RB

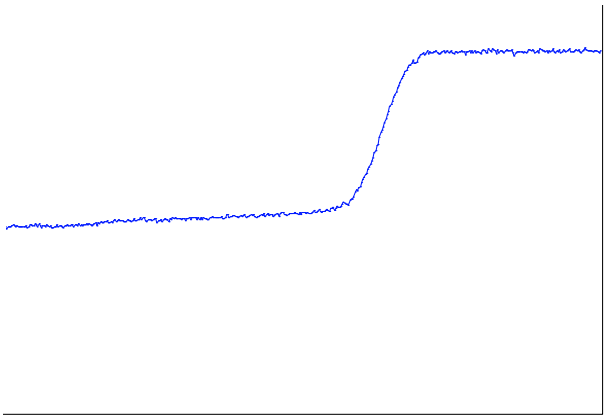

Date: 31.MAY.2023 15:09:51

HIGH BAND EDGE BLOCK-20MHz+10MHz-100%RB

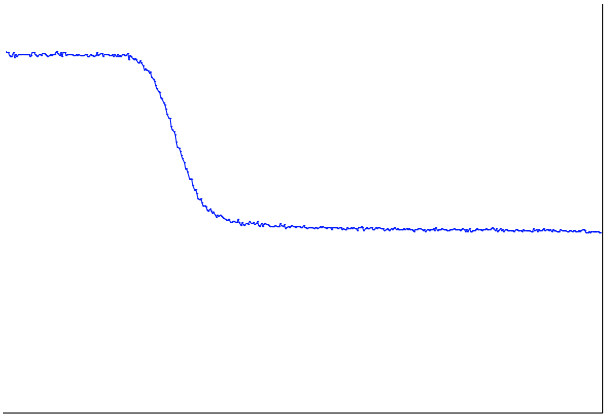

Date: 31.MAY.2023 15:12:45

©Copyright. All rights reserved by CTTL.

LTE band 13@CA_2A-13A

LOW BAND EDGE BLOCK-1RB-LOW_offset

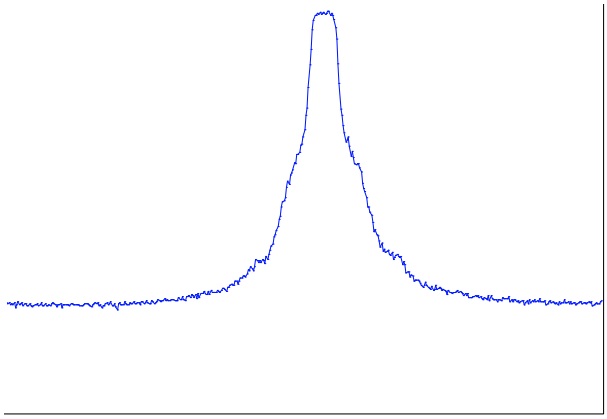

Date: 17.JUN.2023 11:53:54

LOW BAND EDGE BLOCK-1RB-LOW_offset

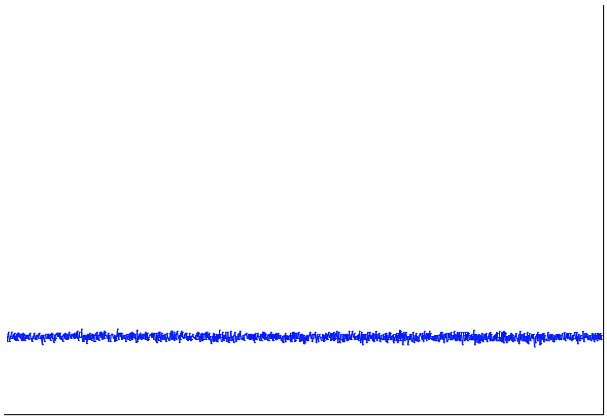

Date: 17.JUN.2023 11:54:51

©Copyright. All rights reserved by CTTL.

HIGH BAND EDGE BLOCK-1RB-HIGH_offset

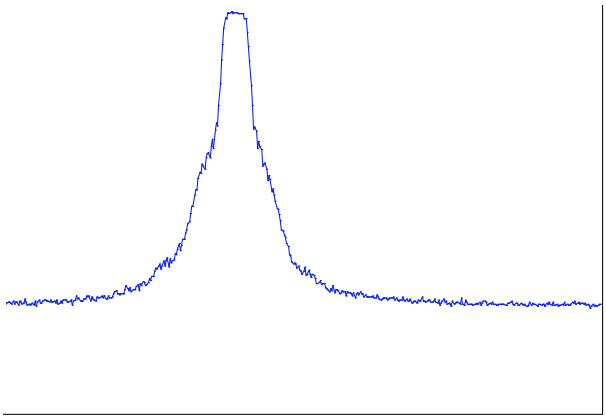

Date: 17.JUN.2023 11:57:53

HIGH BAND EDGE BLOCK-1RB-HIGH_offset

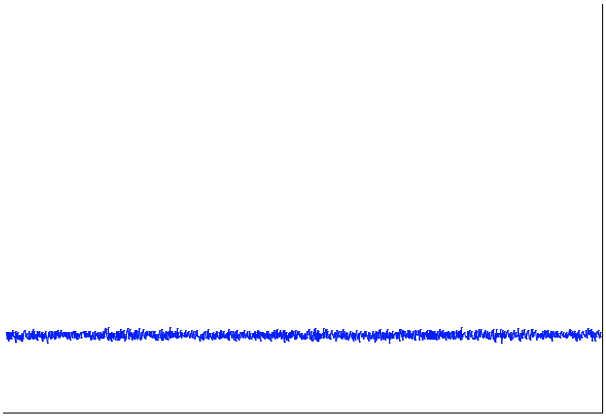

Date: 17.JUN.2023 11:58:53

©Copyright. All rights reserved by CTTL.

LOW BAND EDGE BLOCK-20MHz+10MHz-100%RB

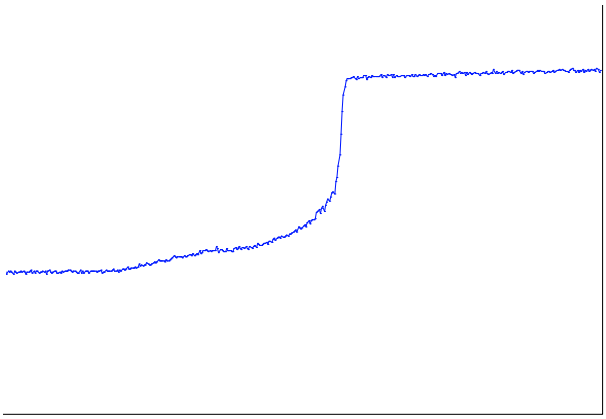

Date: 31.MAY.2023 15:10:35

LOW BAND EDGE BLOCK-20MHz+10MHz-100%RB

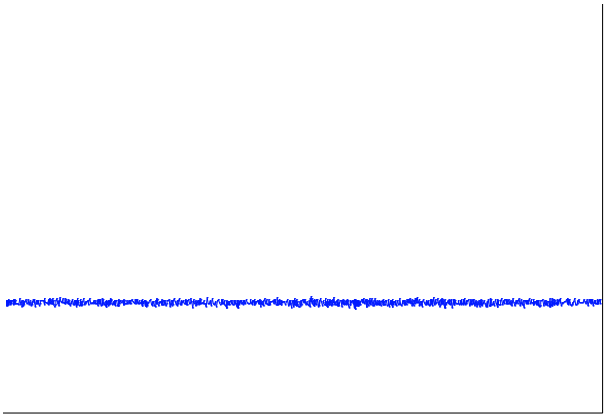

Date: 31.MAY.2023 15:11:34

©Copyright. All rights reserved by CTTL.

HIGH BAND EDGE BLOCK-20MHz+10MHz-100%RB

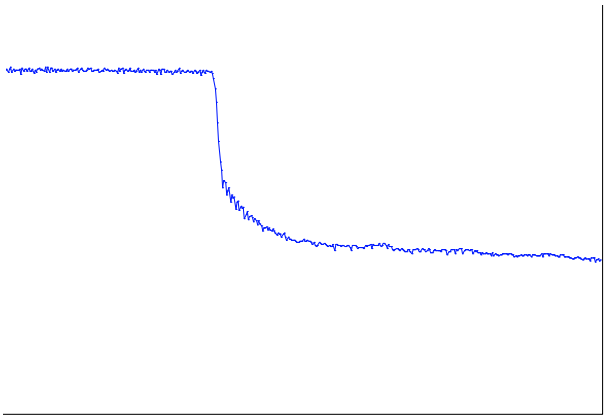

Date: 31.MAY.2023 15:13:30

HIGH BAND EDGE BLOCK-20MHz+10MHz-100%RB

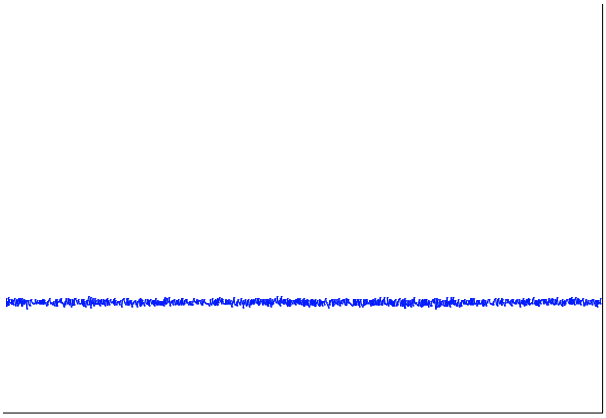

Date: 31.MAY.2023 15:14:30

©Copyright. All rights reserved by CTTL.

LTE band 2@CA_2A-66A

OBW: 1RB-LOW_offset

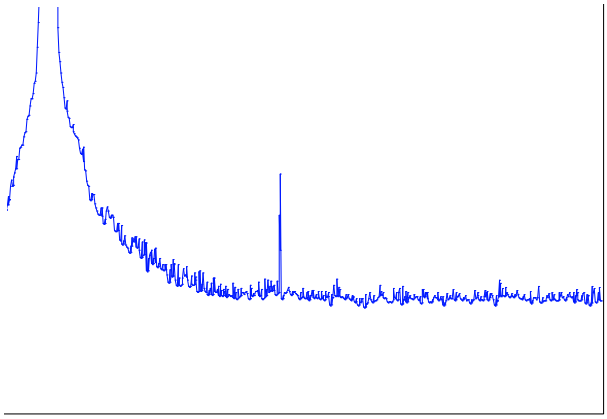

Date: 17.JUN.2023 11:59:58

LOW BAND EDGE BLOCK-1RB-LOW_offset

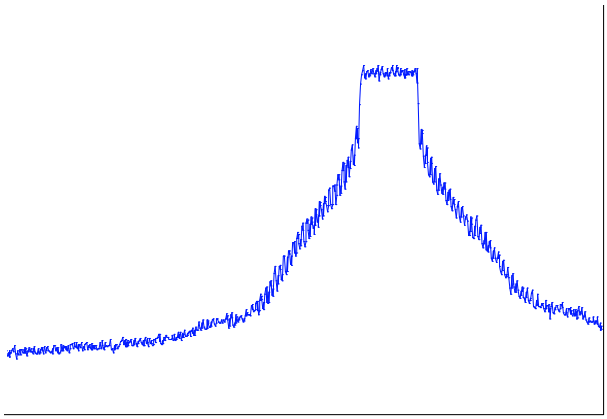

Date: 17.JUN.2023 12:01:01

©Copyright. All rights reserved by CTTL.

OBW: 1RB-HIGH_offset

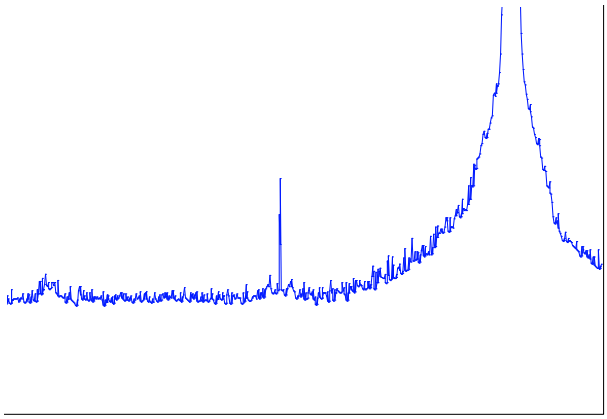

Date: 17.JUN.2023 12:03:54

HIGH BAND EDGE BLOCK-1RB-HIGH_offset

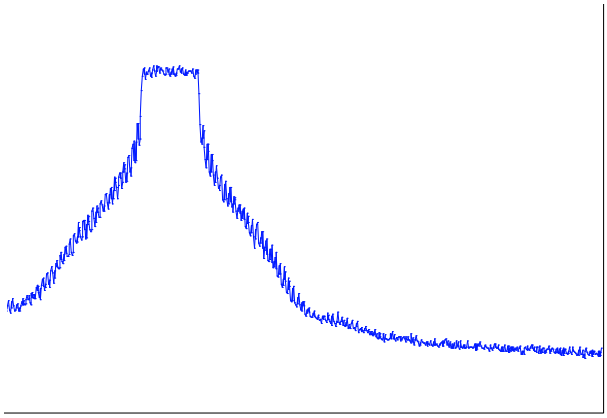

Date: 17.JUN.2023 12:04:57

©Copyright. All rights reserved by CTTL.

LOW BAND EDGE BLOCK-20MHz+20MHz-100%RB

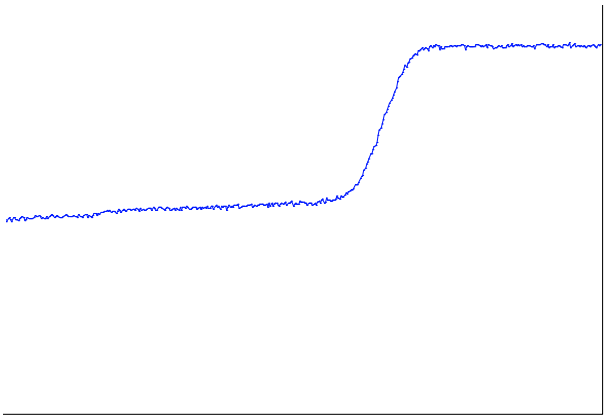

Date: 31.MAY.2023 15:21:22

HIGH BAND EDGE BLOCK-20MHz+20MHz-100%RB

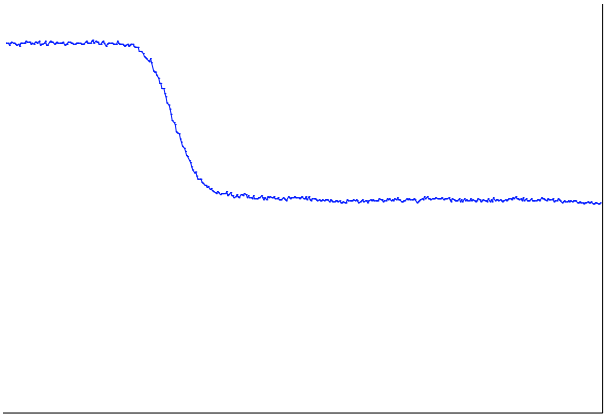

Date: 31.MAY.2023 15:23:25

©Copyright. All rights reserved by CTTL.

LTE band 66@CA_2A-66A

OBW: 1RB-LOW_offset

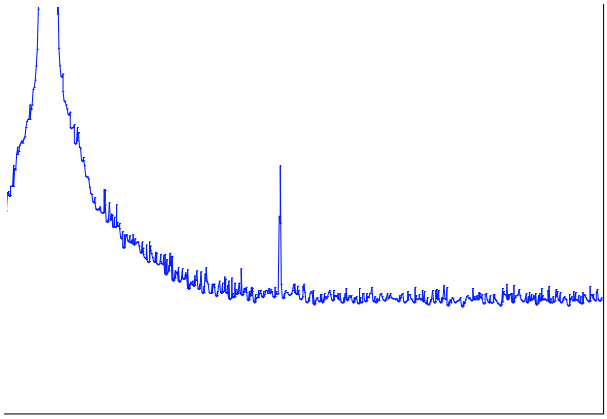

Date: 17.JUN.2023 12:01:22

LOW BAND EDGE BLOCK-1RB-LOW_offset

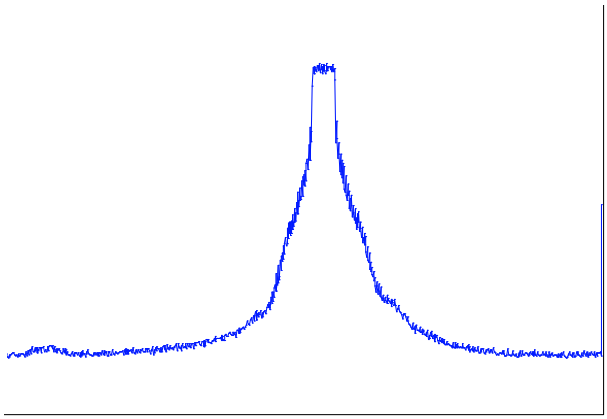

Date: 17.JUN.2023 12:03:00

©Copyright. All rights reserved by CTTL.

OBW: 1RB-HIGH_offset

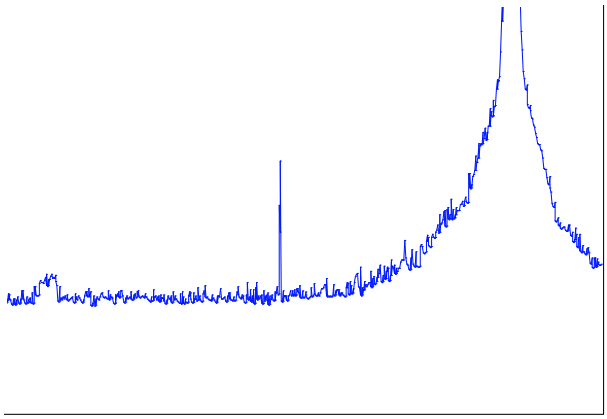

Date: 17.JUN.2023 12:05:18

HIGH BAND EDGE BLOCK-1RB-HIGH_offset

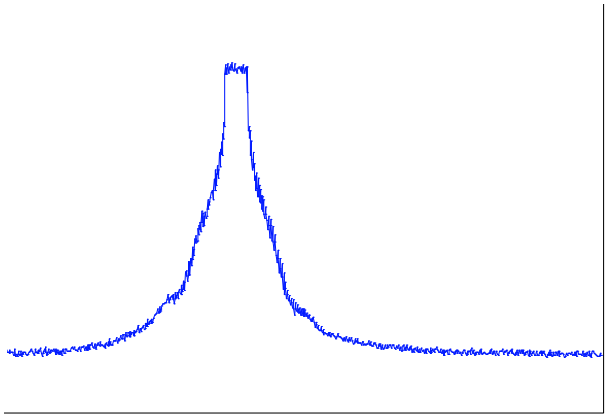

Date: 17.JUN.2023 12:06:56

©Copyright. All rights reserved by CTTL.

LOW BAND EDGE BLOCK-20MHz+20MHz-100%RB

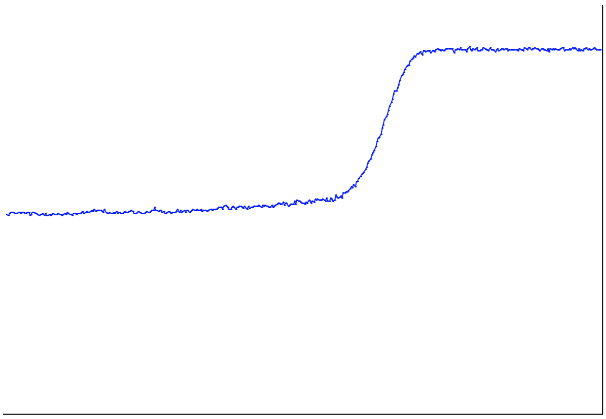

Date: 31.MAY.2023 15:22:07

HIGH BAND EDGE BLOCK-20MHz+20MHz-100%RB

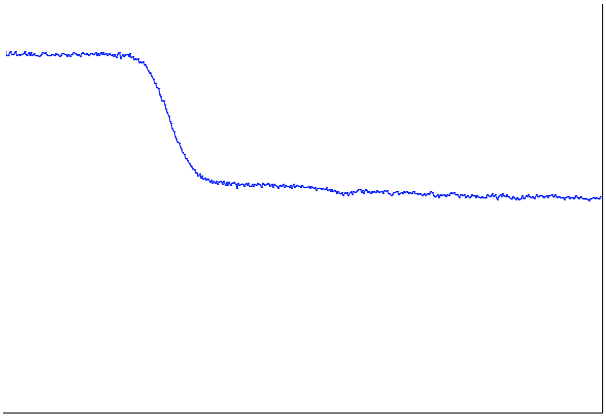

Date: 31.MAY.2023 15:24:09

©Copyright. All rights reserved by CTTL.

LTE band 4@CA_4A-5A

OBW: 1RB-LOW_offset

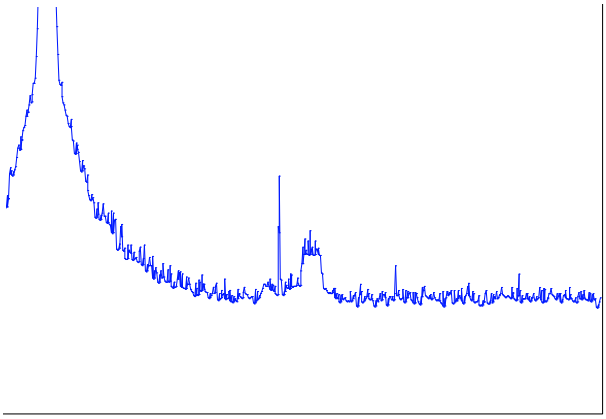

Date: 17.JUN.2023 11:30:30

LOW BAND EDGE BLOCK-1RB-LOW_offset

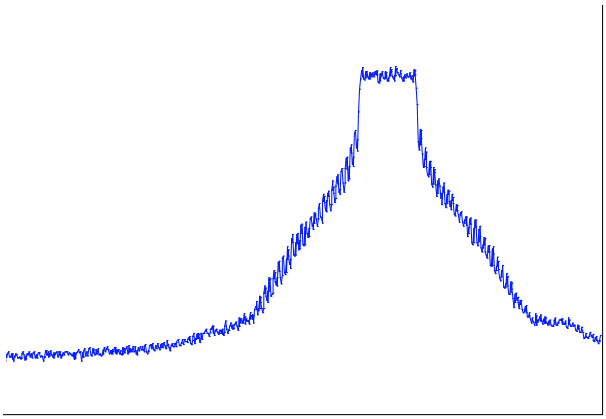

Date: 17.JUN.2023 11:31:35

©Copyright. All rights reserved by CTTL.

OBW: 1RB-HIGH_offset

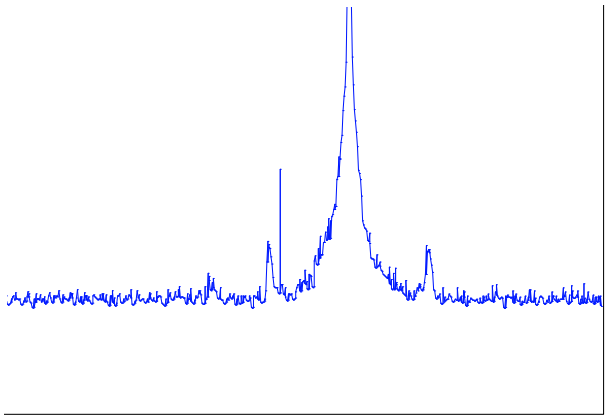

Date: 17.JUN.2023 11:34:26

HIGH BAND EDGE BLOCK-1RB-HIGH_offset

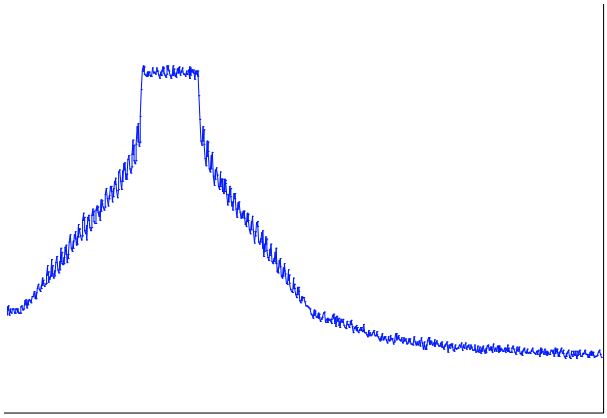

Date: 17.JUN.2023 11:35:29

©Copyright. All rights reserved by CTTL.

LOW BAND EDGE BLOCK-20MHz+10MHz-100%RB

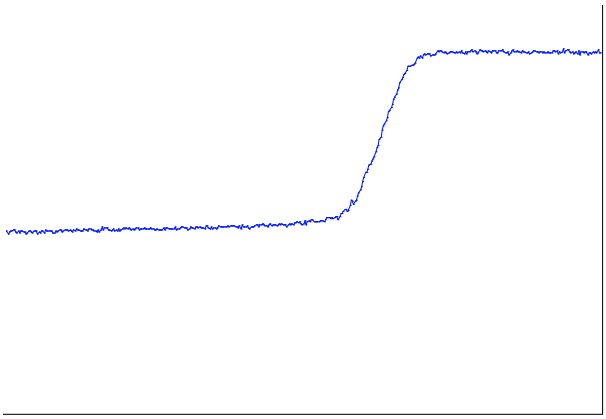

Date: 31.MAY.2023 14:45:12

HIGH BAND EDGE BLOCK-20MHz+10MHz-100%RB

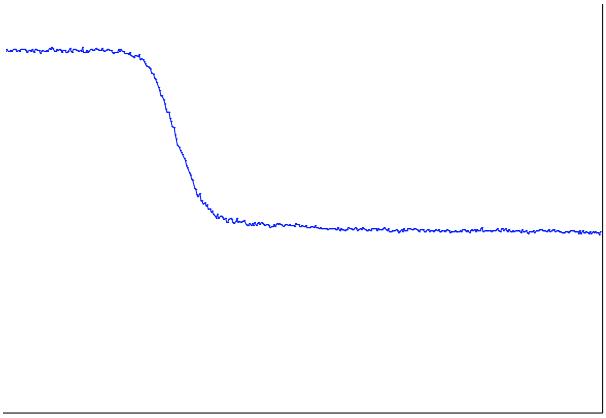

Date: 31.MAY.2023 14:47:11

©Copyright. All rights reserved by CTTL.

LTE band 5@CA_4A-5A

OBW: 1RB-LOW_offset

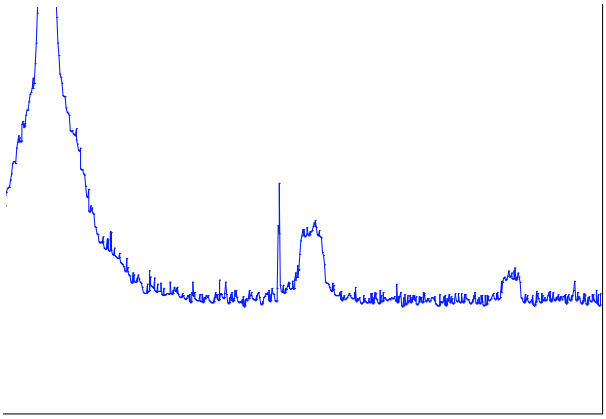

Date: 17.JUN.2023 11:31:55

LOW BAND EDGE BLOCK-1RB-LOW_offset

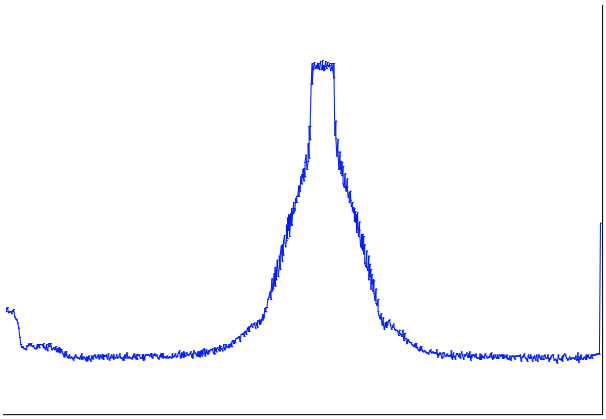

Date: 17.JUN.2023 11:33:32

©Copyright. All rights reserved by CTTL.

OBW: 1RB-HIGH_offset

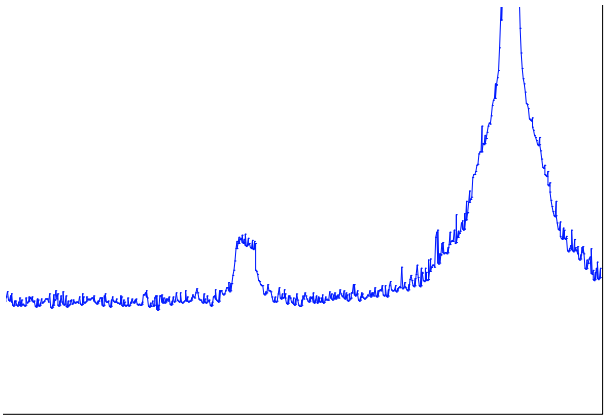

Date: 17.JUN.2023 11:35:50

HIGH BAND EDGE BLOCK-1RB-HIGH_offset

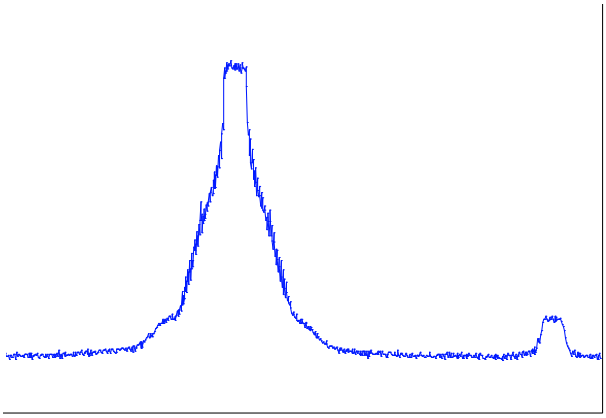

Date: 17.JUN.2023 11:37:28

©Copyright. All rights reserved by CTTL.

LOW BAND EDGE BLOCK-20MHz+10MHz-100%RB

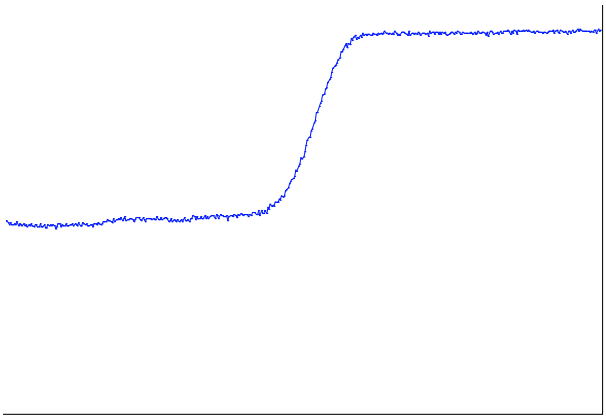

Date: 31.MAY.2023 14:45:55

HIGH BAND EDGE BLOCK-20MHz+10MHz-100%RB

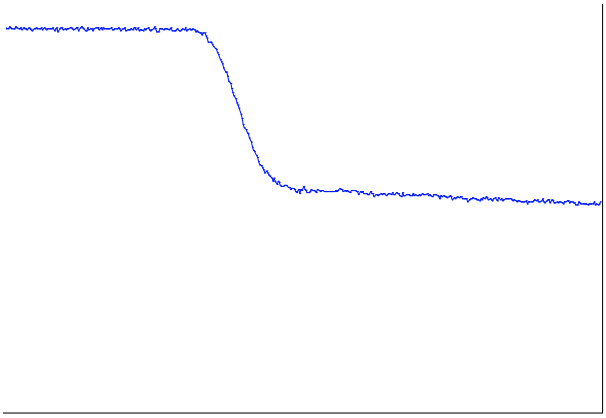

Date: 31.MAY.2023 14:47:54

©Copyright. All rights reserved by CTTL.

LTE band 4@CA_4A-7A

OBW: 1RB-LOW_offset

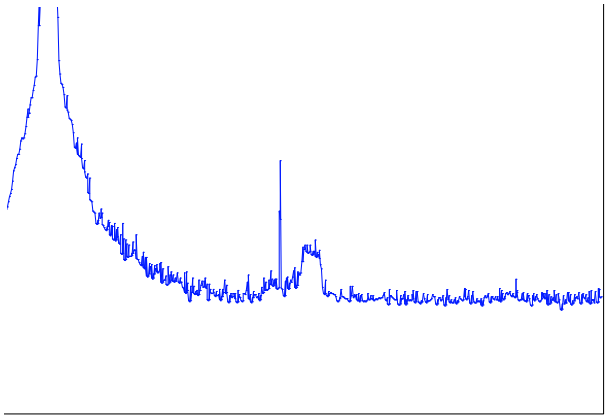

Date: 17.JUN.2023 12:26:28

LOW BAND EDGE BLOCK-1RB-LOW_offset

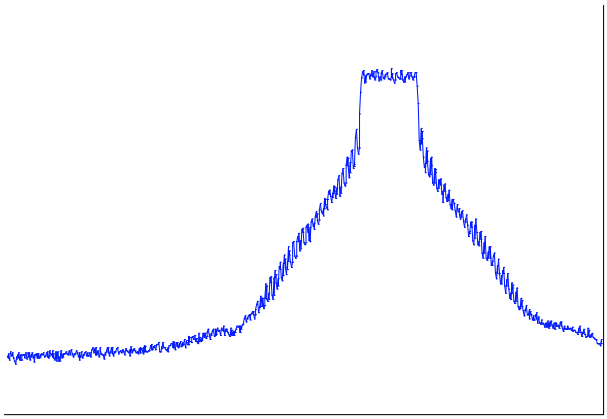

Date: 17.JUN.2023 12:27:33

©Copyright. All rights reserved by CTTL.

OBW: 1RB-HIGH_offset

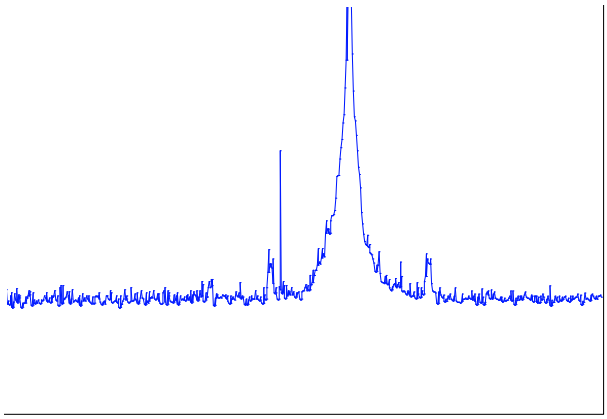

Date: 17.JUN.2023 12:32:43

HIGH BAND EDGE BLOCK-1RB-HIGH_offset

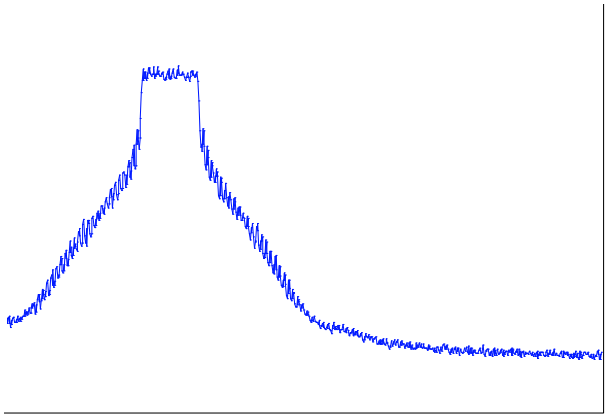

Date: 17.JUN.2023 12:33:46

©Copyright. All rights reserved by CTTL.

LOW BAND EDGE BLOCK-20MHz+20MHz-100%RB

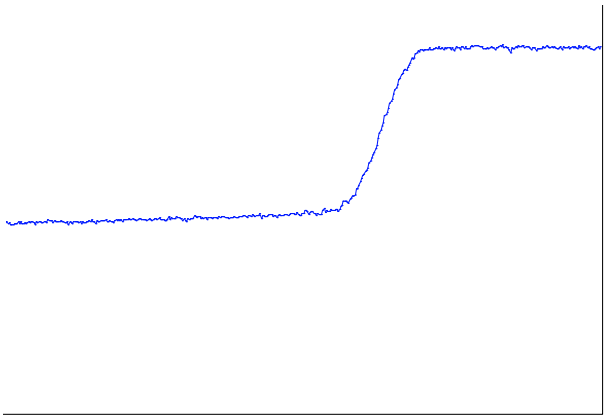

Date: 31.MAY.2023 14:55:12

HIGH BAND EDGE BLOCK-20MHz+20MHz-100%RB

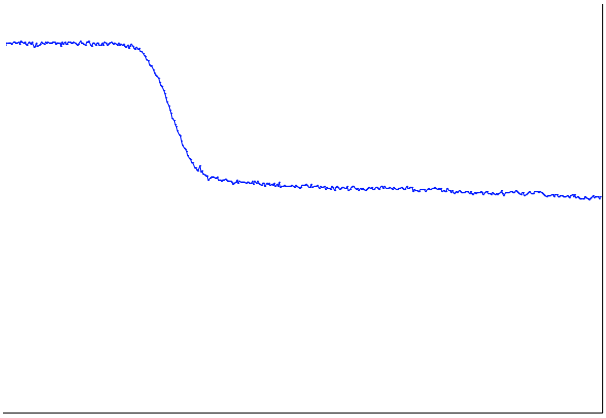

Date: 31.MAY.2023 14:58:00

©Copyright. All rights reserved by CTTL.

LTE band 7@CA_4A-7A

OBW: 1RB-LOW_offset

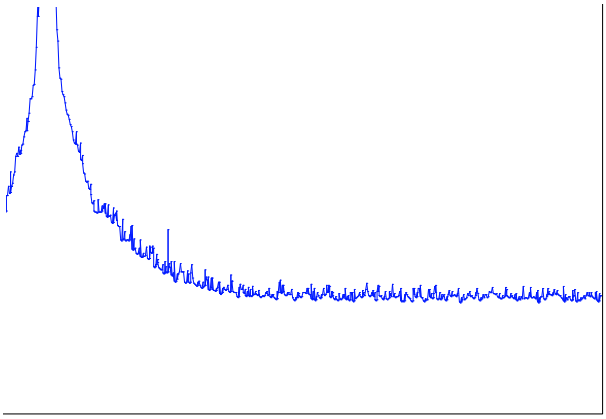

Date: 17.JUN.2023 12:27:54

LOW BAND EDGE BLOCK-1RB-LOW_offset

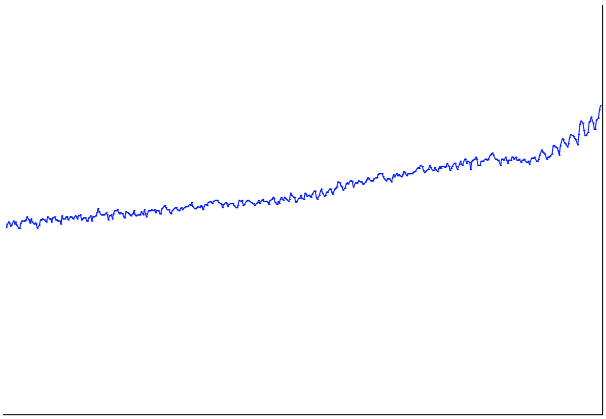

Date: 17.JUN.2023 12:28:41

©Copyright. All rights reserved by CTTL.

LOW BAND EDGE BLOCK-1RB-LOW_offset

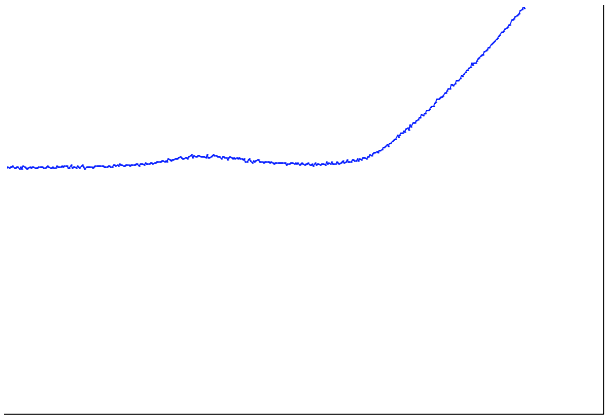

Date: 17.JUN.2023 12:29:26

Channel power

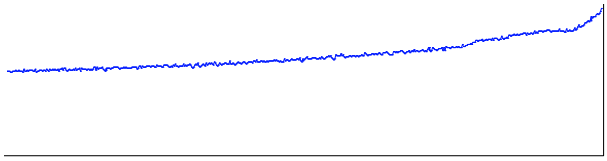

Date: 17.JUN.2023 12:31:39

©Copyright. All rights reserved by CTTL.

OBW: 1RB-HIGH_offset

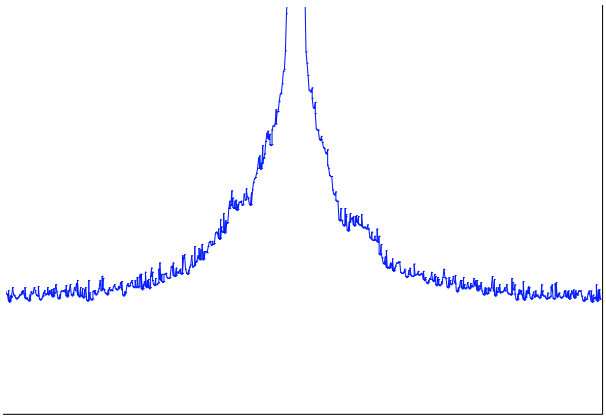

Date: 17.JUN.2023 12:34:06

HIGH BAND EDGE BLOCK-1RB-HIGH_offset

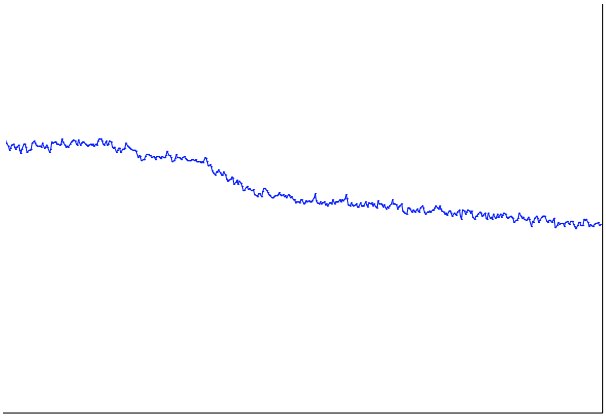

Date: 17.JUN.2023 12:34:54

©Copyright. All rights reserved by CTTL.

HIGH BAND EDGE BLOCK-1RB-HIGH_offset

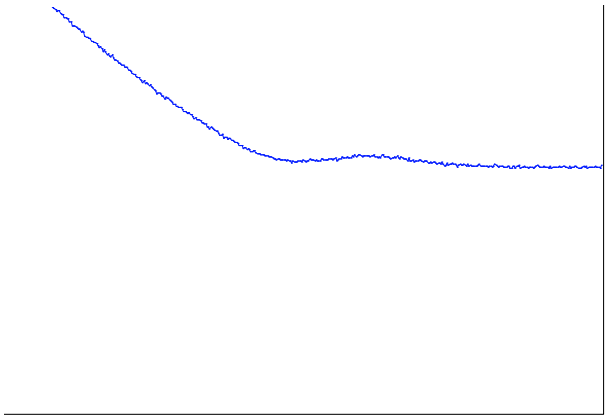

Date: 17.JUN.2023 12:35:39

Channel power

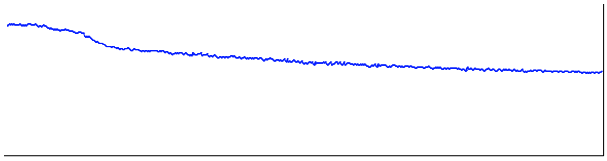

Date: 17.JUN.2023 12:36:23

©Copyright. All rights reserved by CTTL.

LOW BAND EDGE BLOCK-20MHz+20MHz-100%RB

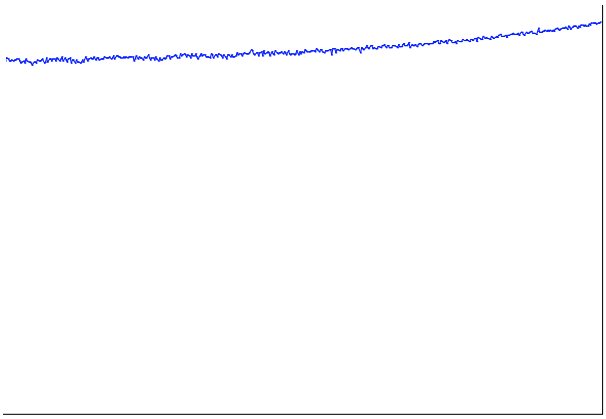

Date: 31.MAY.2023 14:55:58

LOW BAND EDGE BLOCK-20MHz+20MHz-100%RB

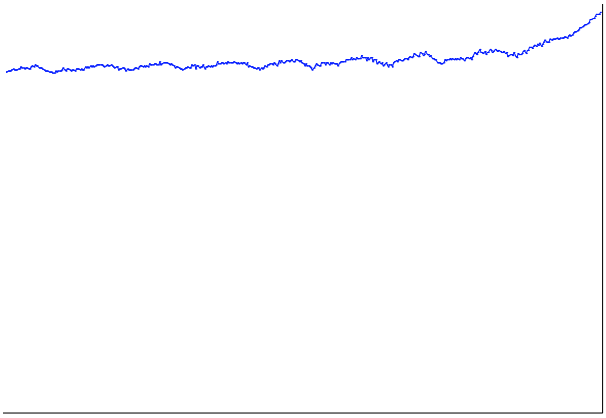

Date: 31.MAY.2023 14:56:44

©Copyright. All rights reserved by CTTL.

HIGH BAND EDGE BLOCK-20MHz+20MHz-100%RB

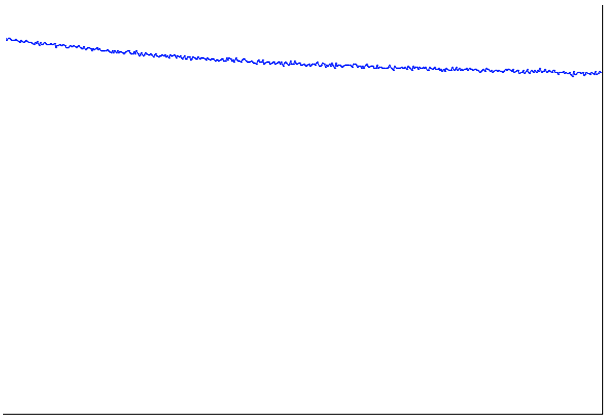

Date: 31.MAY.2023 14:58:45

HIGH BAND EDGE BLOCK-20MHz+20MHz-100%RB

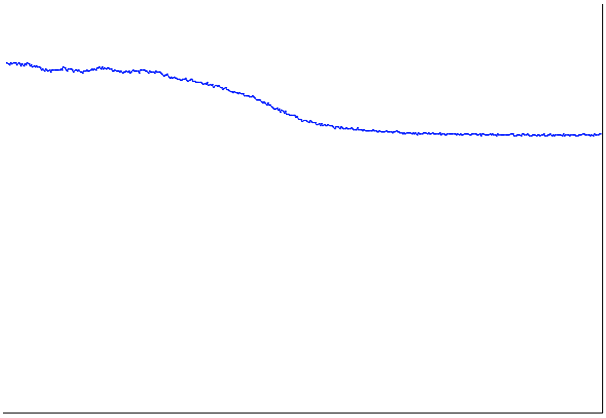

Date: 31.MAY.2023 14:59:31

©Copyright. All rights reserved by CTTL.

LTE band 4@CA_4A-12A

OBW: 1RB-LOW_offset

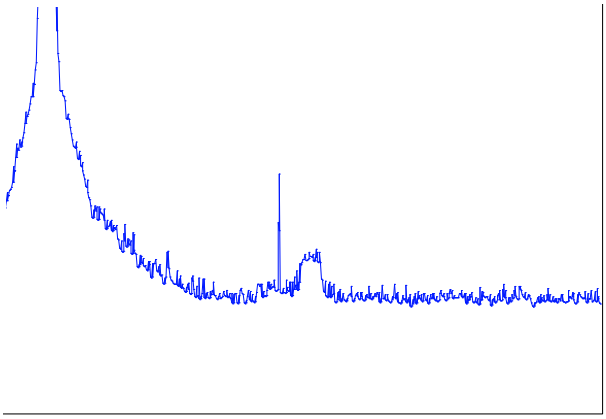

Date: 17.JUN.2023 11:45:13

LOW BAND EDGE BLOCK-1RB-LOW_offset

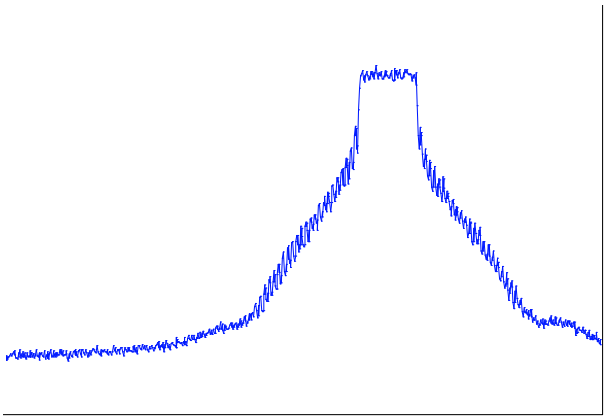

Date: 17.JUN.2023 11:46:17

©Copyright. All rights reserved by CTTL.

OBW: 1RB-HIGH_offset

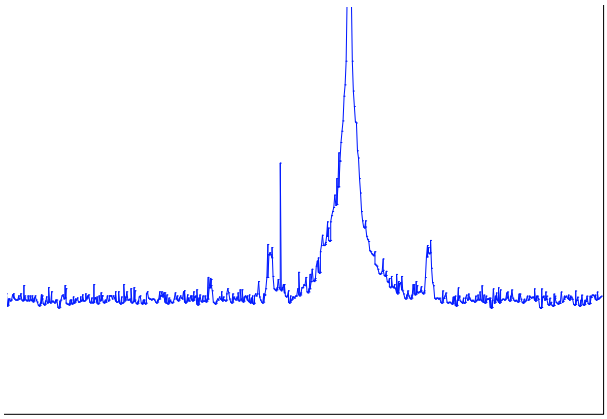

Date: 17.JUN.2023 11:48:26

HIGH BAND EDGE BLOCK-1RB-HIGH_offset

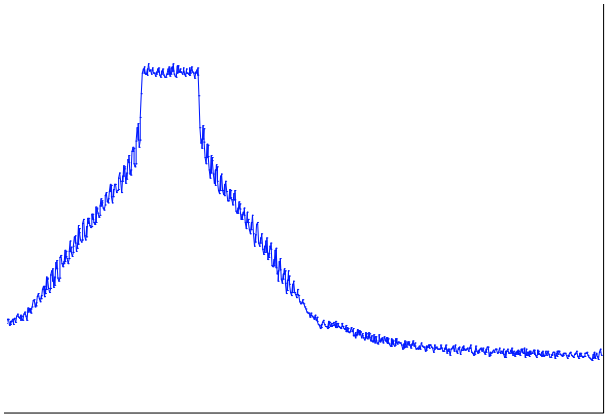

Date: 17.JUN.2023 11:49:29

©Copyright. All rights reserved by CTTL.

LOW BAND EDGE BLOCK-20MHz+10MHz-100%RB

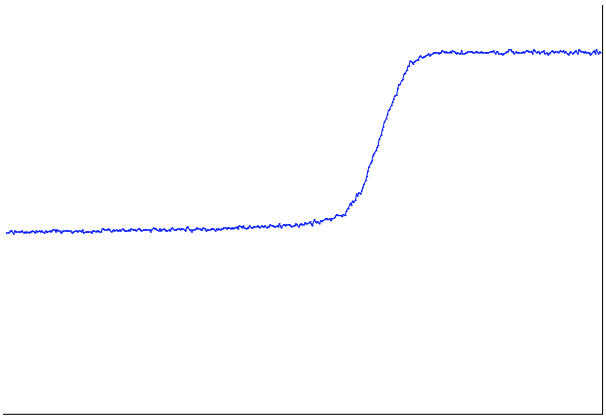

Date: 31.MAY.2023 15:05:14

HIGH BAND EDGE BLOCK-20MHz+10MHz-100%RB

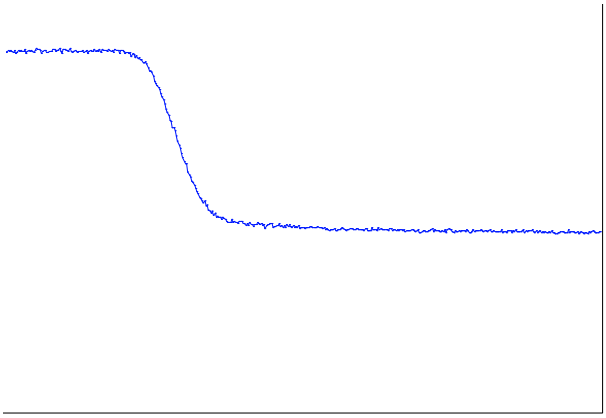

Date: 31.MAY.2023 15:07:41

©Copyright. All rights reserved by CTTL.

LTE band 12@CA_4A-12A

LOW BAND EDGE BLOCK-1RB-LOW_offset

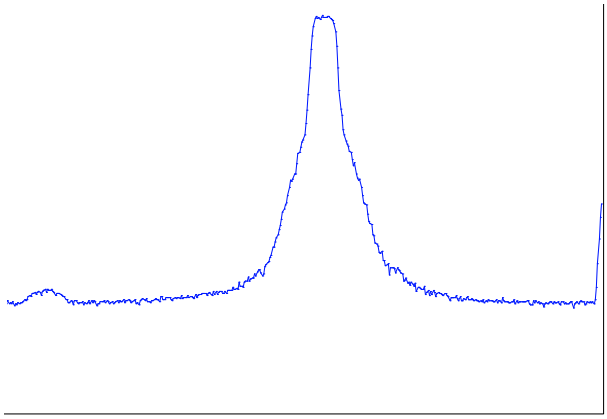

Date: 17.JUN.2023 11:47:22

HIGH BAND EDGE BLOCK-1RB-HIGH_offset

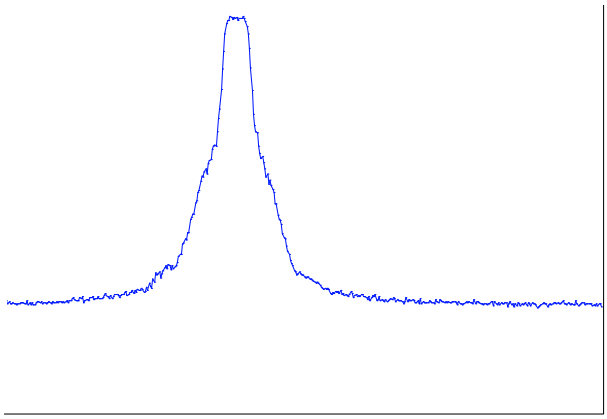

Date: 17.JUN.2023 11:50:32

©Copyright. All rights reserved by CTTL.

LOW BAND EDGE BLOCK-20MHz+10MHz-100%RB

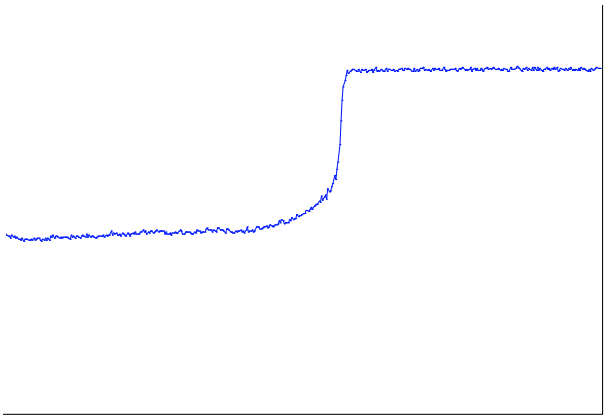

Date: 31.MAY.2023 15:06:00

HIGH BAND EDGE BLOCK-20MHz+10MHz-100%RB

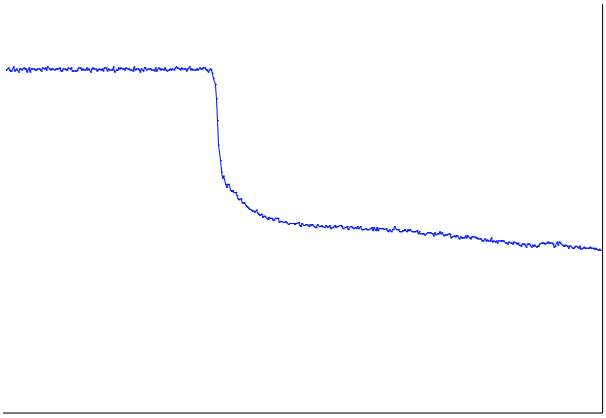

Date: 31.MAY.2023 15:08:25

©Copyright. All rights reserved by CTTL.

LTE band 4@CA_4A-13A

OBW: 1RB-LOW_offset

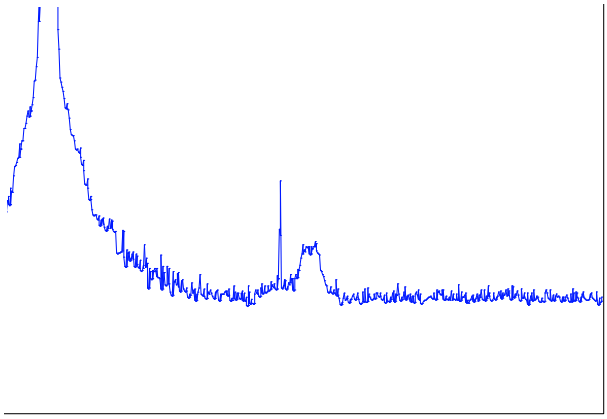

Date: 17.JUN.2023 15:51:06

LOW BAND EDGE BLOCK-1RB-LOW_offset

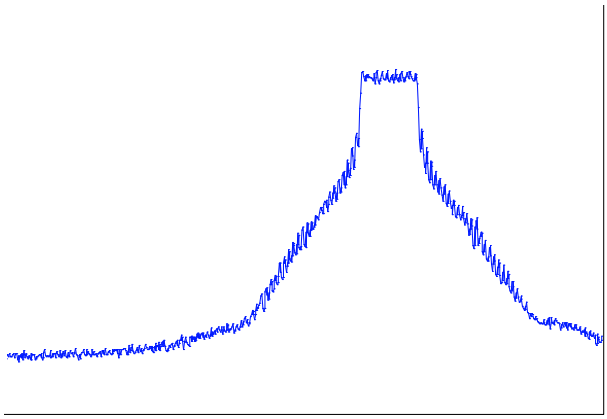

Date: 17.JUN.2023 15:52:12

©Copyright. All rights reserved by CTTL.

OBW: 1RB-HIGH_offset

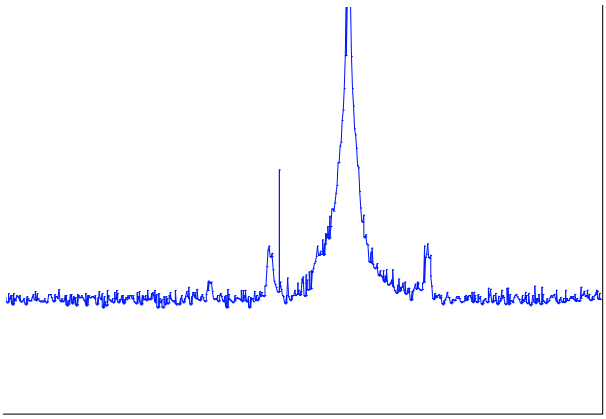

Date: 17.JUN.2023 15:54:42

HIGH BAND EDGE BLOCK-1RB-HIGH_offset

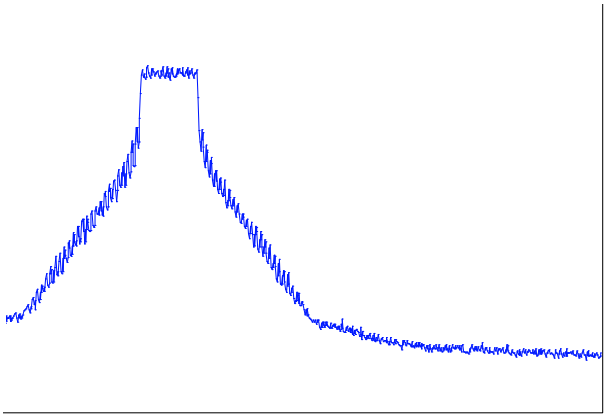

Date: 17.JUN.2023 15:55:45

©Copyright. All rights reserved by CTTL.

LOW BAND EDGE BLOCK-20MHz+10MHz-100%RB

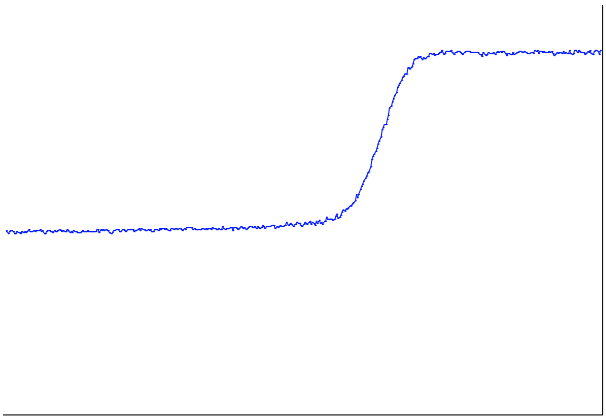

Date: 31.MAY.2023 15:15:31

HIGH BAND EDGE BLOCK-20MHz+10MHz-100%RB

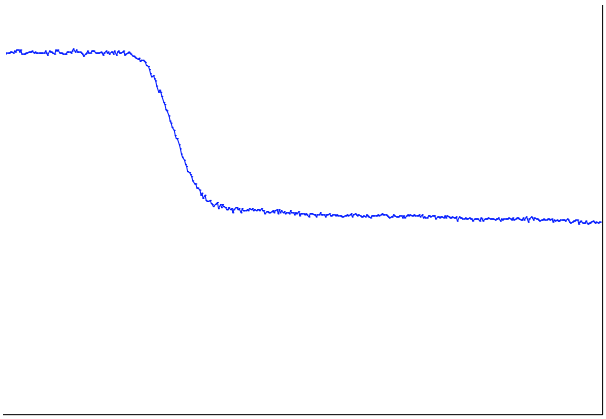

Date: 31.MAY.2023 15:18:05

©Copyright. All rights reserved by CTTL.

LTE band 13@CA_4A-13A

LOW BAND EDGE BLOCK-1RB-LOW_offset

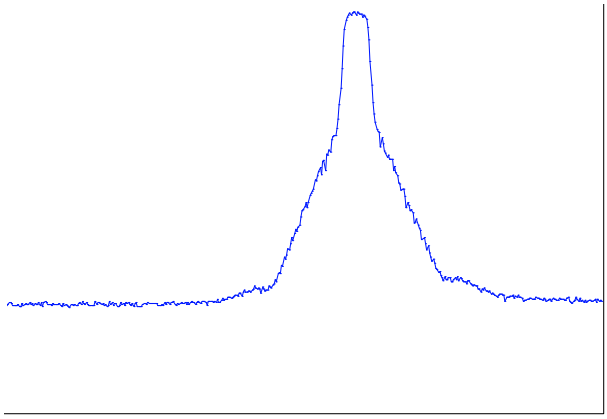

Date: 17.JUN.2023 15:53:15

LOW BAND EDGE BLOCK-1RB-LOW_offset

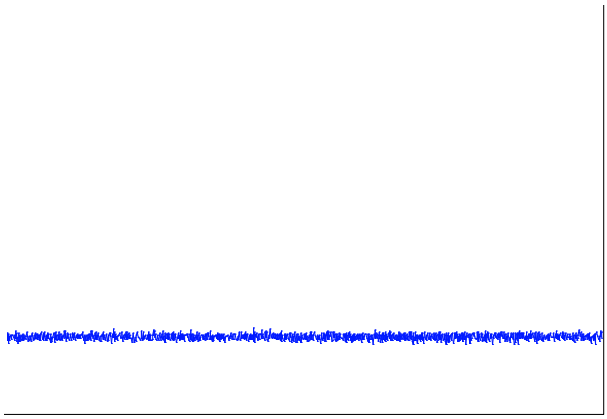

Date: 17.JUN.2023 15:54:13

©Copyright. All rights reserved by CTTL.

HIGH BAND EDGE BLOCK-1RB-HIGH_offset

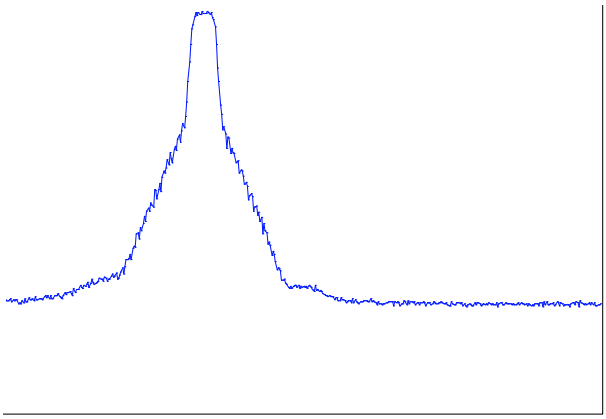

Date: 17.JUN.2023 15:56:50

HIGH BAND EDGE BLOCK-1RB-HIGH_offset

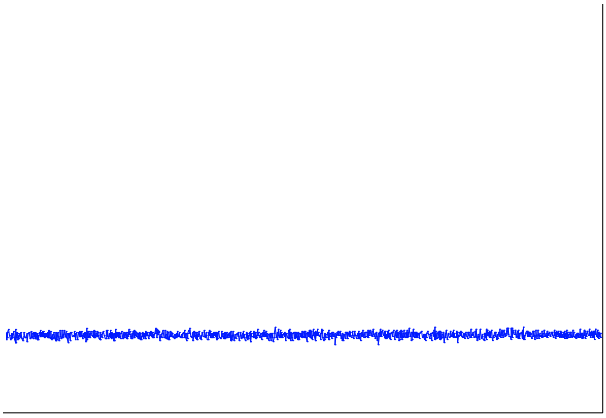

Date: 17.JUN.2023 15:57:50

©Copyright. All rights reserved by CTTL.

LOW BAND EDGE BLOCK-20MHz+10MHz-100%RB

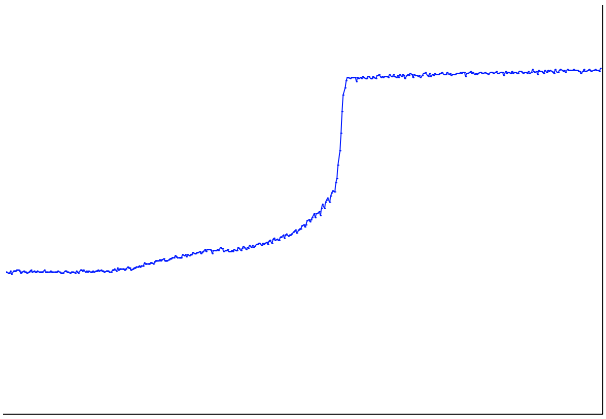

Date: 31.MAY.2023 15:16:16

LOW BAND EDGE BLOCK-20MHz+10MHz-100%RB

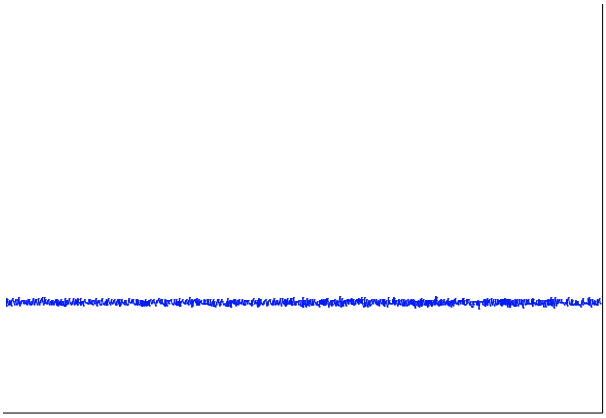

Date: 31.MAY.2023 15:17:15

©Copyright. All rights reserved by CTTL.

HIGH BAND EDGE BLOCK-20MHz+10MHz-100%RB

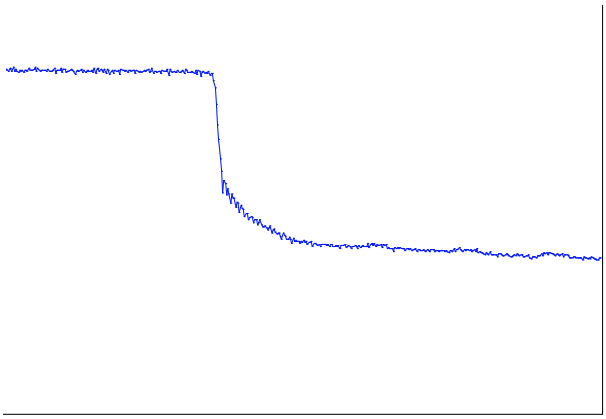

Date: 31.MAY.2023 15:18:51

HIGH BAND EDGE BLOCK-20MHz+10MHz-100%RB

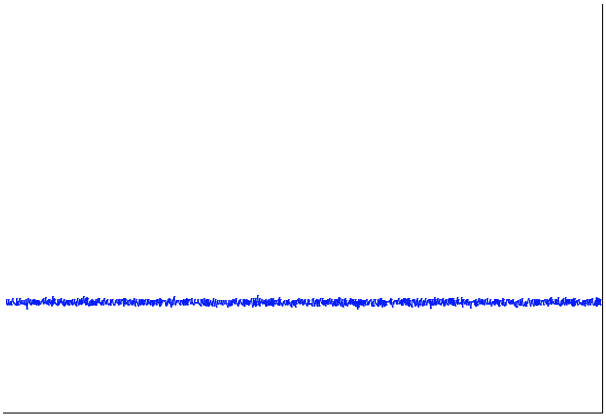

Date: 31.MAY.2023 15:19:52

©Copyright. All rights reserved by CTTL.

LTE band 5@CA_5A-7A

OBW: 1RB-LOW_offset

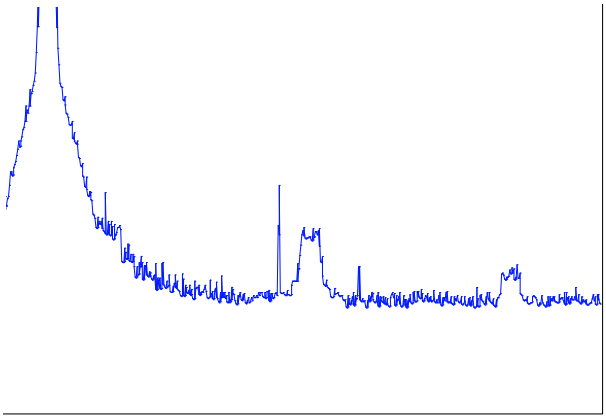

Date: 17.JUN.2023 10:20:02

LOW BAND EDGE BLOCK-1RB-LOW_offset

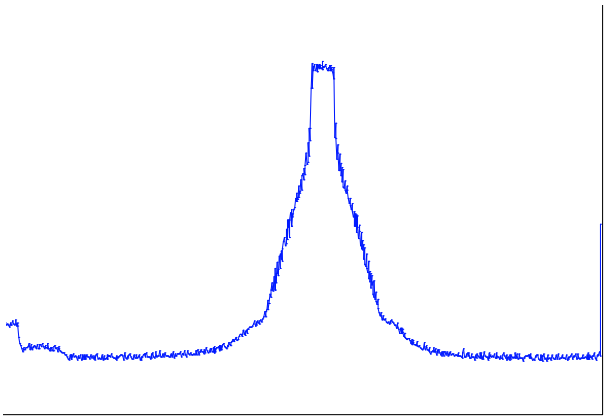

Date: 17.JUN.2023 10:21:38

©Copyright. All rights reserved by CTTL.

OBW: 1RB-HIGH_offset

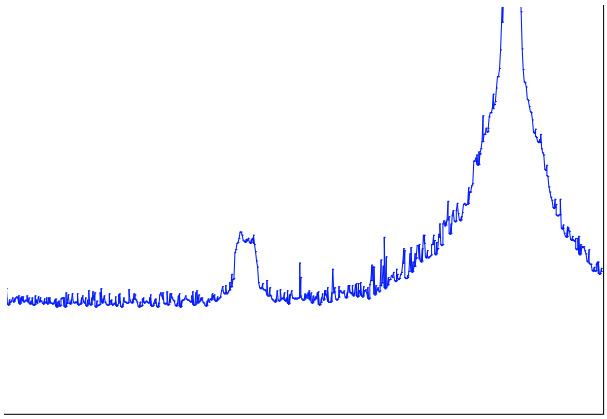

Date: 17.JUN.2023 10:25:07

HIGH BAND EDGE BLOCK-1RB-HIGH_offset

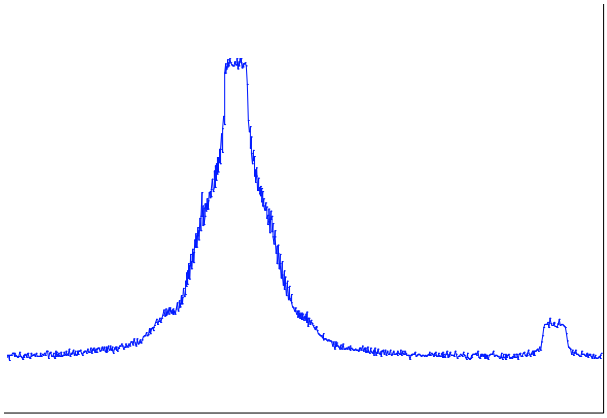

Date: 17.JUN.2023 10:26:44

©Copyright. All rights reserved by CTTL.

LOW BAND EDGE BLOCK-10MHz+20MHz-100%RB

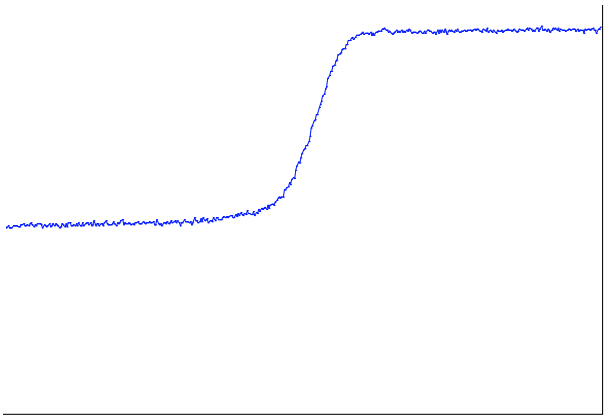

Date: 31.MAY.2023 15:43:45

HIGH BAND EDGE BLOCK-10MHz+20MHz-100%RB

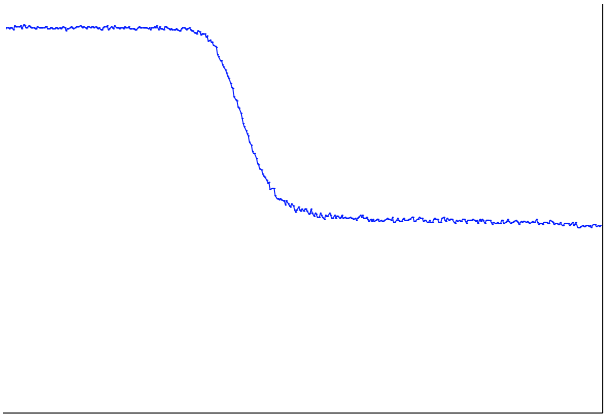

Date: 31.MAY.2023 15:46:33

©Copyright. All rights reserved by CTTL.

LTE band 7@CA_5A-7A

OBW: 1RB-LOW_offset

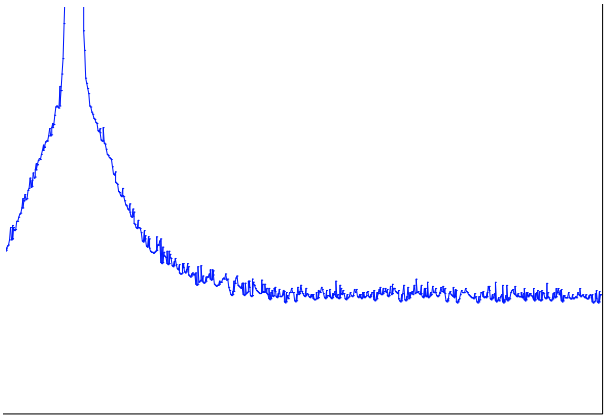

Date: 17.JUN.2023 10:21:59

LOW BAND EDGE BLOCK-1RB-LOW_offset

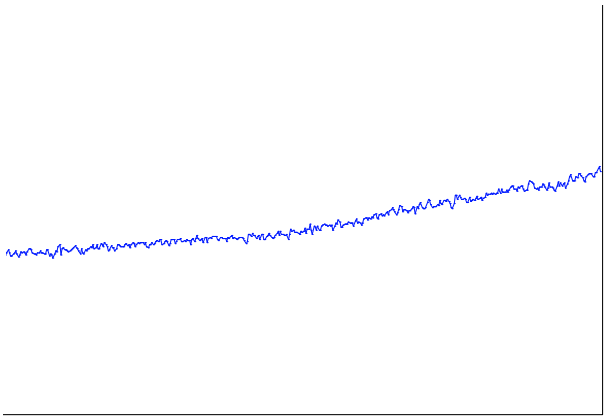

Date: 17.JUN.2023 10:22:46

©Copyright. All rights reserved by CTTL.

LOW BAND EDGE BLOCK-1RB-LOW_offset

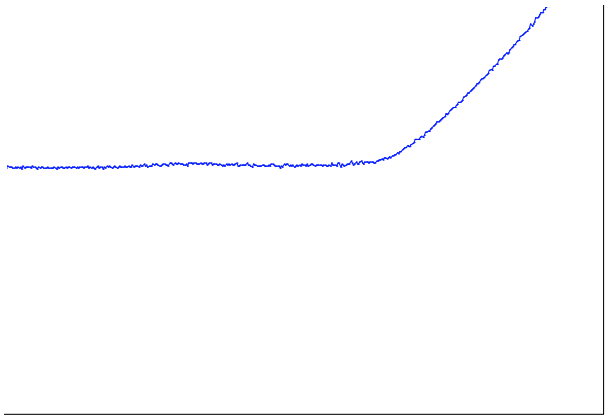

Date: 17.JUN.2023 10:23:31

Channel power

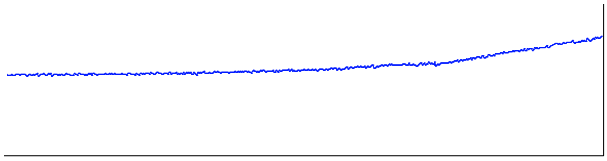

Date: 17.JUN.2023 10:24:13

©Copyright. All rights reserved by CTTL.

OBW: 1RB-HIGH_offset

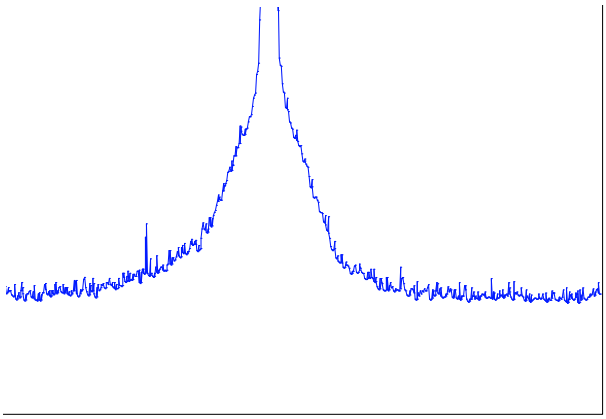

Date: 17.JUN.2023 10:27:05

HIGH BAND EDGE BLOCK-1RB-HIGH_offset

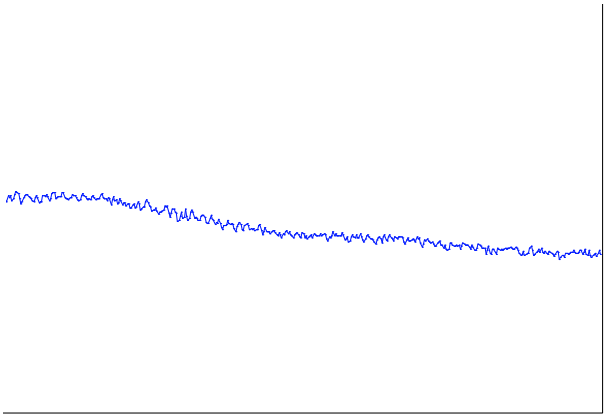

Date: 17.JUN.2023 10:27:53

©Copyright. All rights reserved by CTTL.

HIGH BAND EDGE BLOCK-1RB-HIGH_offset

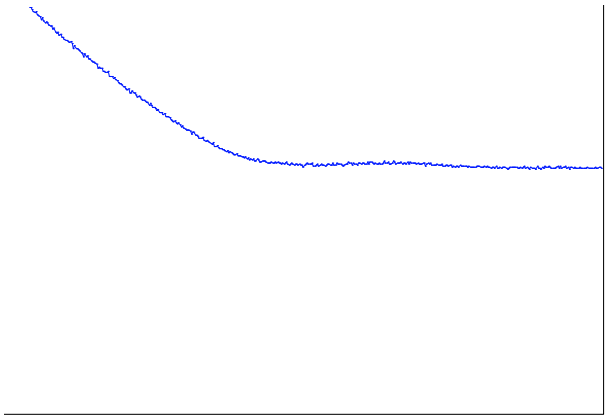

Date: 17.JUN.2023 10:28:38

Channel power

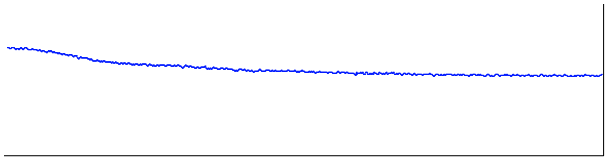

Date: 17.JUN.2023 10:29:20

©Copyright. All rights reserved by CTTL.

LOW BAND EDGE BLOCK-10MHz+20MHz-100%RB

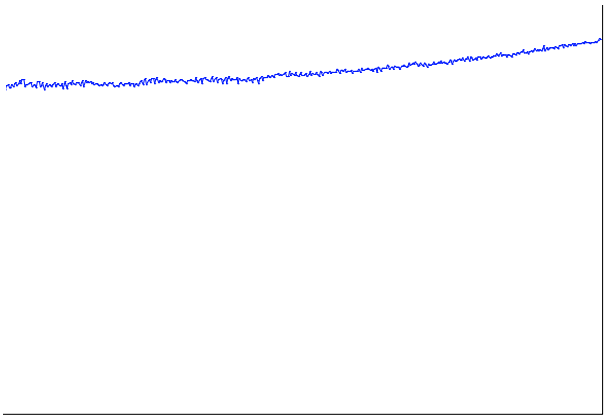

Date: 31.MAY.2023 15:44:31

LOW BAND EDGE BLOCK-10MHz+20MHz-100%RB

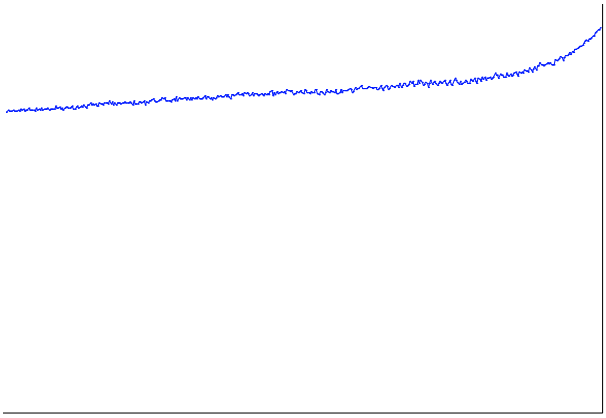

Date: 31.MAY.2023 15:45:16

©Copyright. All rights reserved by CTTL.

HIGH BAND EDGE BLOCK-10MHz+20MHz-100%RB

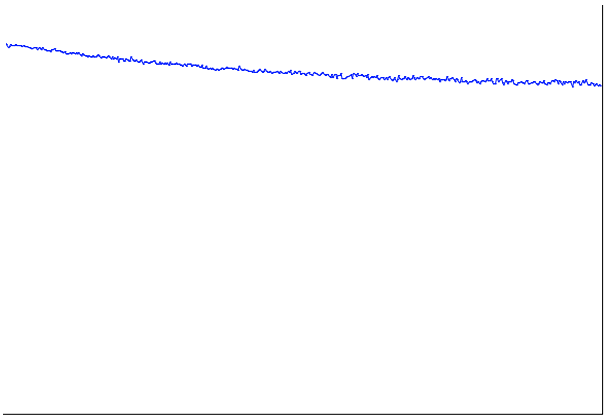

Date: 31.MAY.2023 15:47:19

HIGH BAND EDGE BLOCK-10MHz+20MHz-100%RB

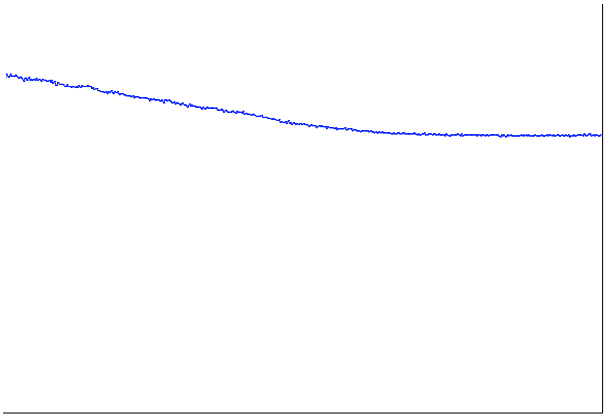

Date: 31.MAY.2023 15:48:04

©Copyright. All rights reserved by CTTL.

LTE band 5@CA_5A-30A

OBW: 1RB-LOW_offset

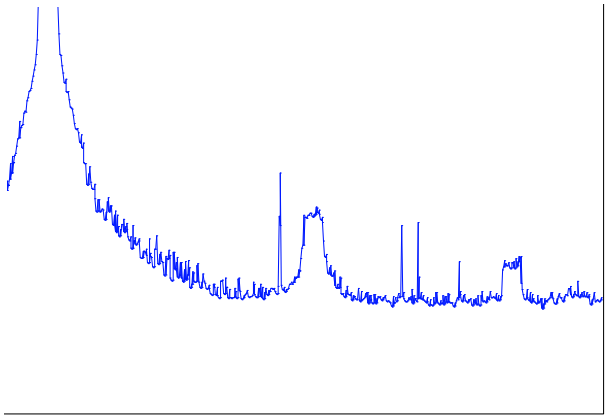

Date: 17.JUN.2023 09:52:07

LOW BAND EDGE BLOCK-1RB-LOW_offset

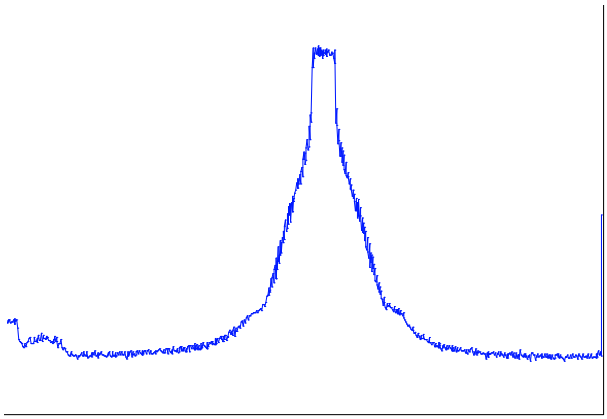

Date: 17.JUN.2023 09:53:44

©Copyright. All rights reserved by CTTL.

OBW: 1RB-HIGH_offset

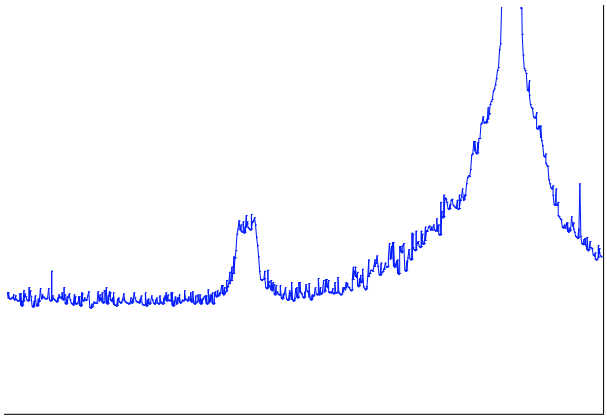

Date: 17.JUN.2023 09:57:14

HIGH BAND EDGE BLOCK-1RB-HIGH_offset

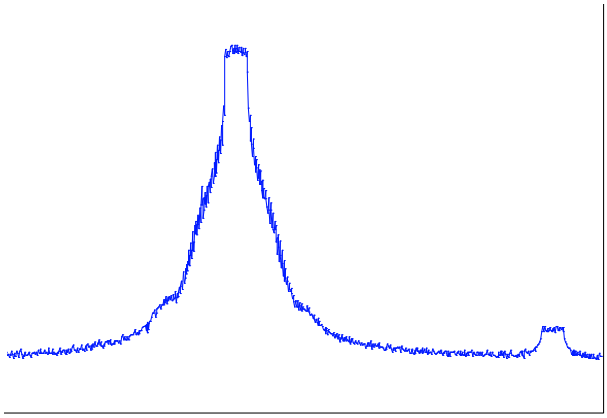

Date: 17.JUN.2023 09:58:52

©Copyright. All rights reserved by CTTL.

LOW BAND EDGE BLOCK-10MHz+10MHz-100%RB

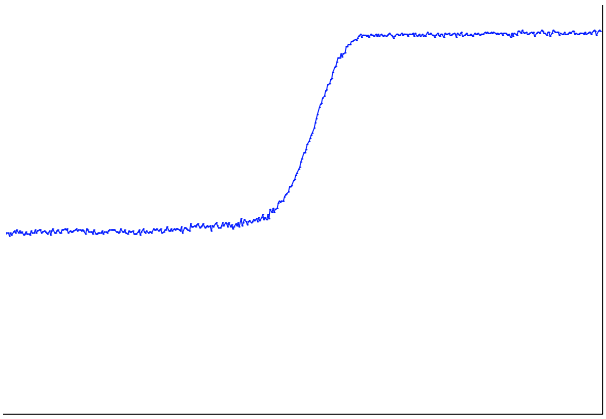

Date: 6.JUN.2023 10:30:39

HIGH BAND EDGE BLOCK-10MHz+10MHz-100%RB

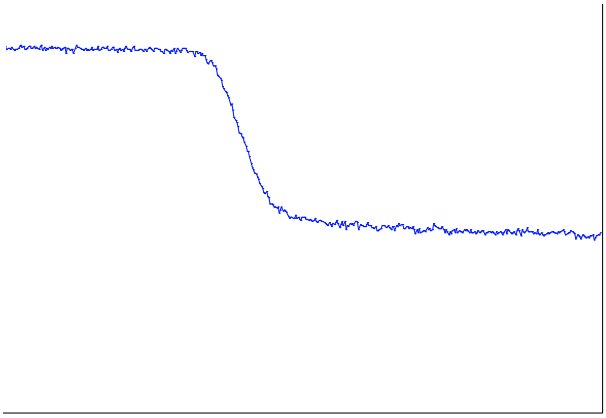

Date: 13.JUN.2023 15:04:25

©Copyright. All rights reserved by CTTL.

LTE band 30@CA_5A-30A

OBW: 1RB-LOW_offset

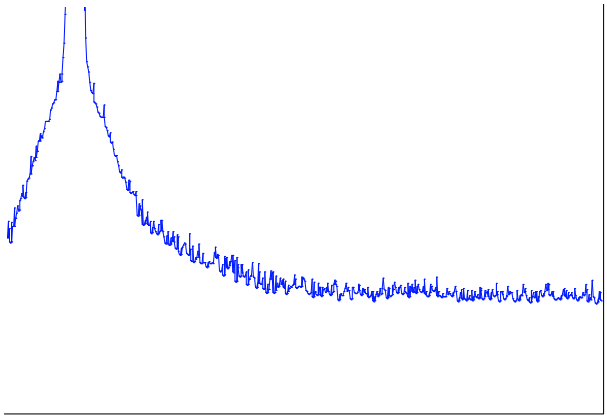

Date: 17.JUN.2023 09:54:05

LOW BAND EDGE BLOCK-1RB-LOW_offset

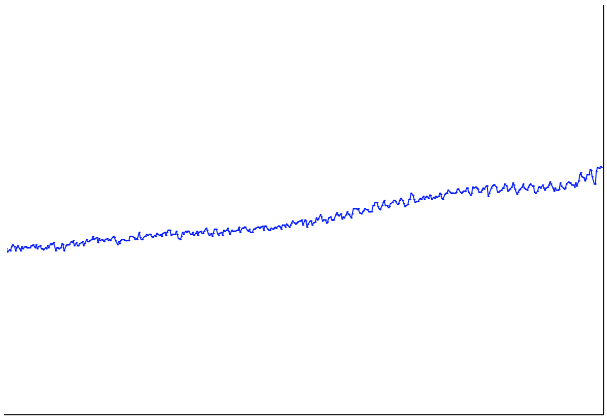

Date: 17.JUN.2023 09:55:01

©Copyright. All rights reserved by CTTL.

LOW BAND EDGE BLOCK-1RB-LOW_offset

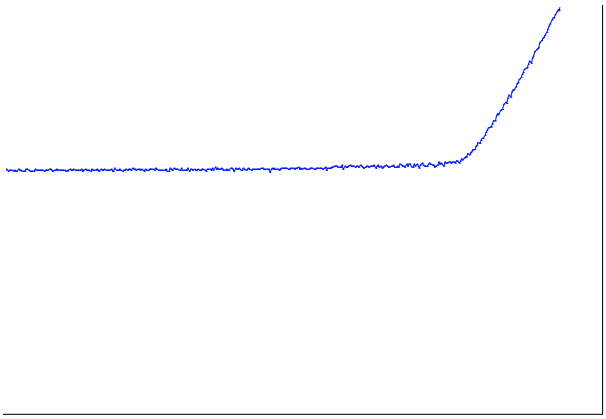

Date: 17.JUN.2023 09:55:47

Channel power

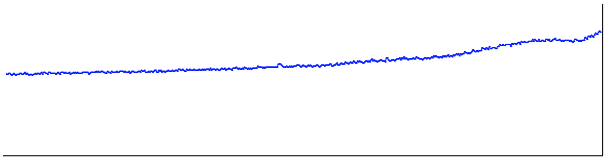

Date: 17.JUN.2023 09:56:27

©Copyright. All rights reserved by CTTL.

OBW: 1RB-HIGH_offset

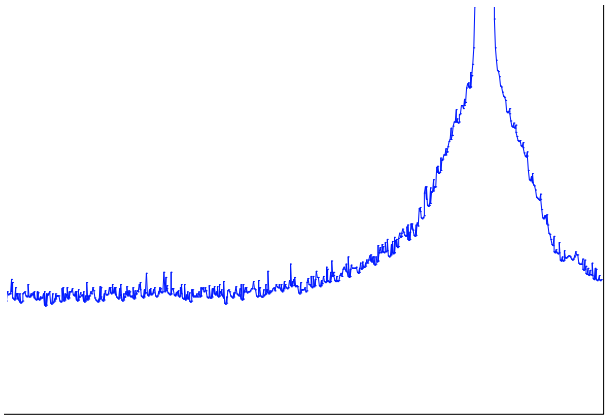

Date: 17.JUN.2023 09:59:13

HIGH BAND EDGE BLOCK-1RB-HIGH_offset

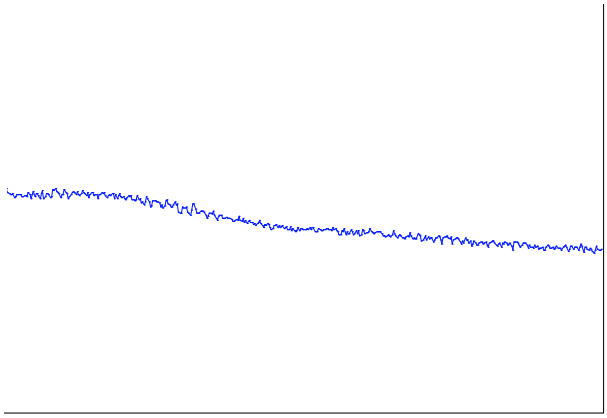

Date: 17.JUN.2023 10:00:09

©Copyright. All rights reserved by CTTL.

HIGH BAND EDGE BLOCK-1RB-HIGH_offset

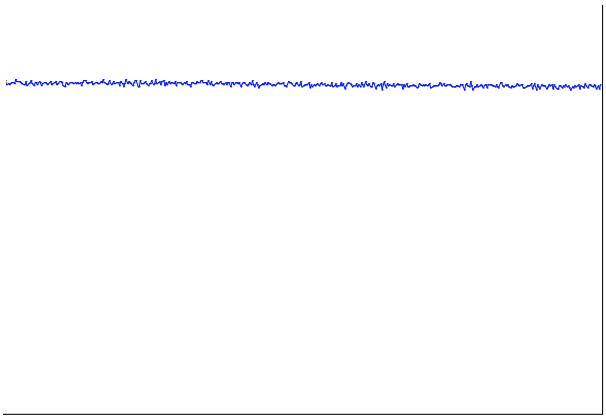

Date: 17.JUN.2023 10:00:56

Channel power

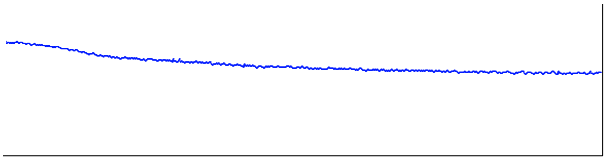

Date: 17.JUN.2023 10:01:33

©Copyright. All rights reserved by CTTL.

Channel power

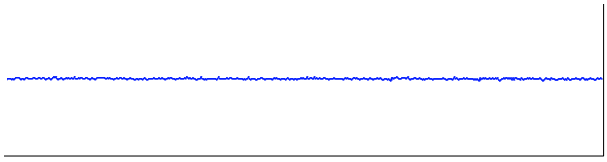

Date: 17.JUN.2023 10:02:12

LOW BAND EDGE BLOCK-10MHz+10MHz-100%RB

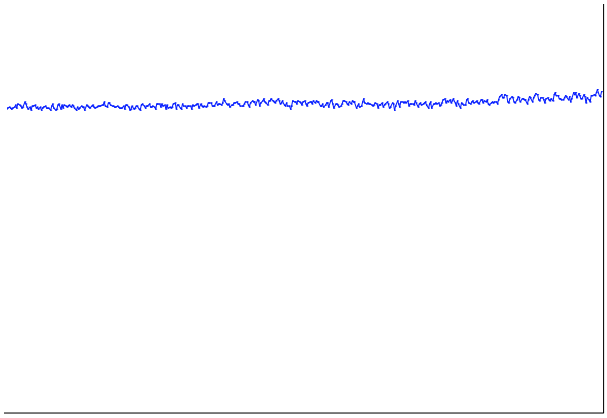

Date: 6.JUN.2023 10:31:27

©Copyright. All rights reserved by CTTL.

LOW BAND EDGE BLOCK-10MHz+10MHz-100%RB

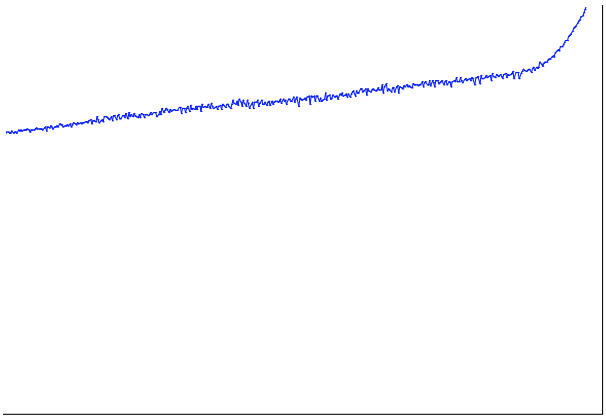

Date: 6.JUN.2023 10:32:14

Channel power

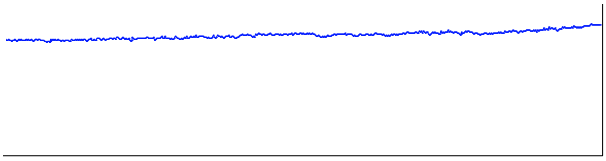

Date: 6.JUN.2023 10:33:49

©Copyright. All rights reserved by CTTL.

HIGH BAND EDGE BLOCK-10MHz+10MHz-100%RB

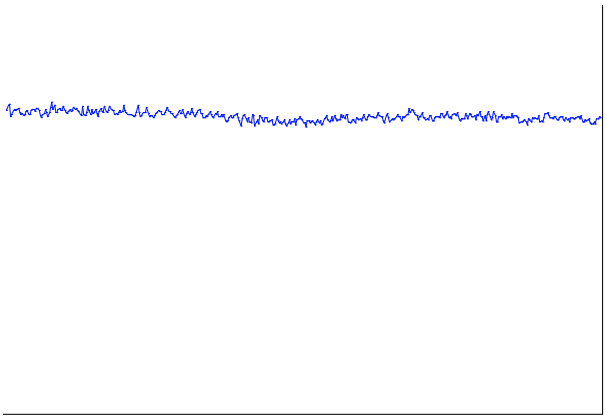

Date: 13.JUN.2023 15:05:11

HIGH BAND EDGE BLOCK-10MHz+10MHz-100%RB

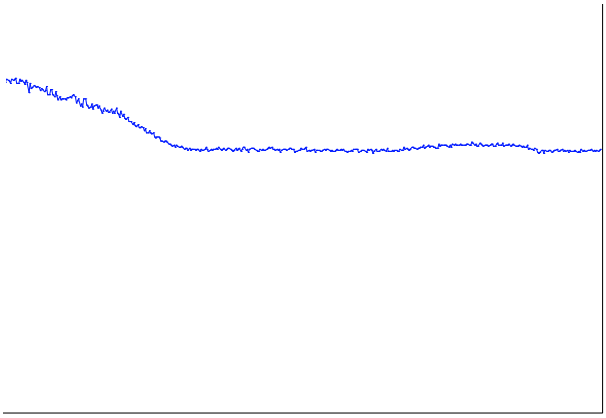

Date: 13.JUN.2023 15:05:57

©Copyright. All rights reserved by CTTL.

Channel power

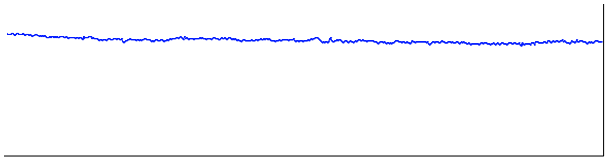

Date: 13.JUN.2023 15:06:36

©Copyright. All rights reserved by CTTL.

LTE band 5@CA_5A-66A

OBW: 1RB-LOW_offset

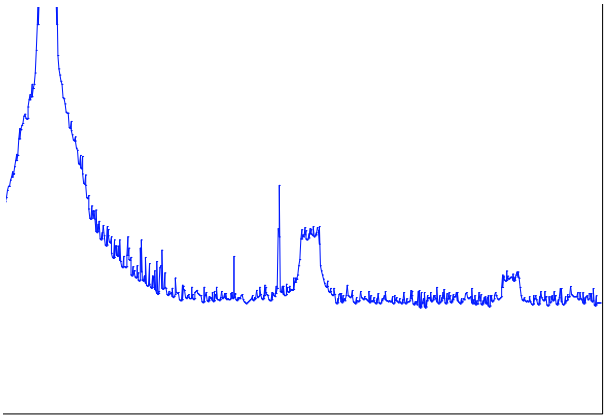

Date: 17.JUN.2023 10:30:19

LOW BAND EDGE BLOCK-1RB-LOW_offset

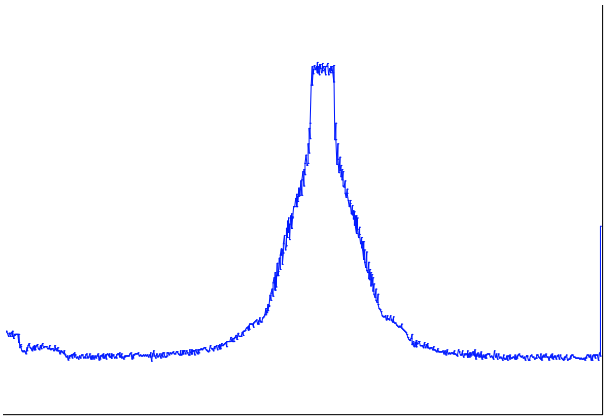

Date: 17.JUN.2023 10:31:55

©Copyright. All rights reserved by CTTL.

OBW: 1RB-HIGH_offset

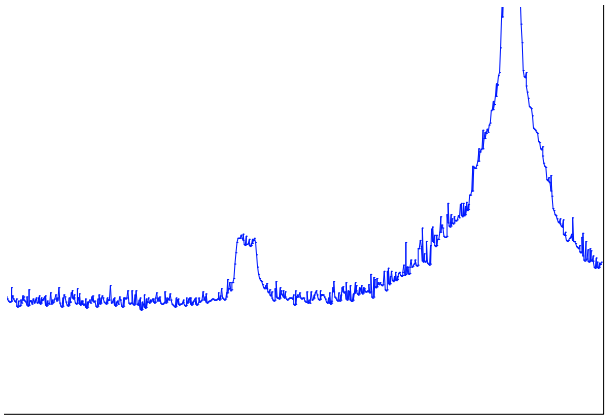

Date: 17.JUN.2023 10:34:49

HIGH BAND EDGE BLOCK-1RB-HIGH_offset

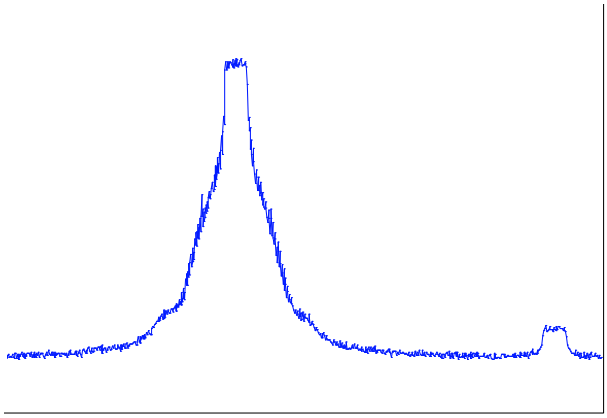

Date: 17.JUN.2023 10:36:27

©Copyright. All rights reserved by CTTL.

LOW BAND EDGE BLOCK-10MHz+20MHz-100%RB

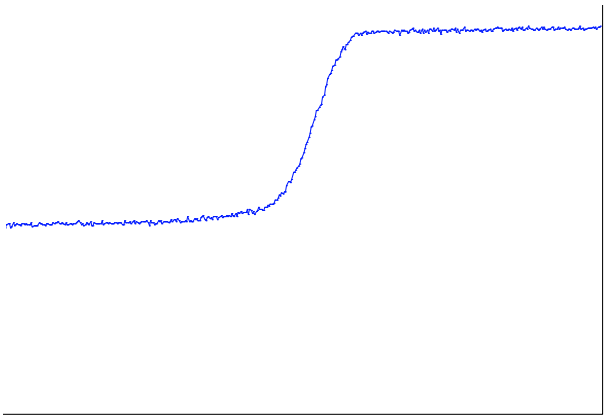

Date: 31.MAY.2023 16:06:39

HIGH BAND EDGE BLOCK-10MHz+20MHz-100%RB

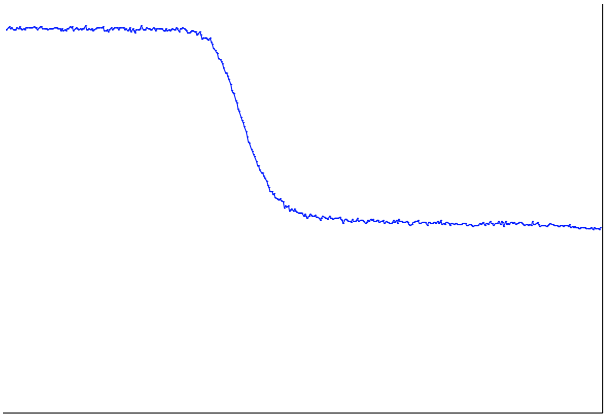

Date: 31.MAY.2023 16:08:39

©Copyright. All rights reserved by CTTL.

LTE band 66@CA_5A-66A

OBW: 1RB-LOW_offset

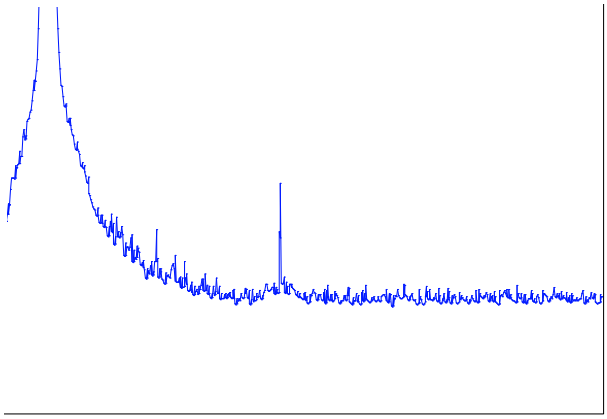

Date: 17.JUN.2023 10:32:16

LOW BAND EDGE BLOCK-1RB-LOW_offset

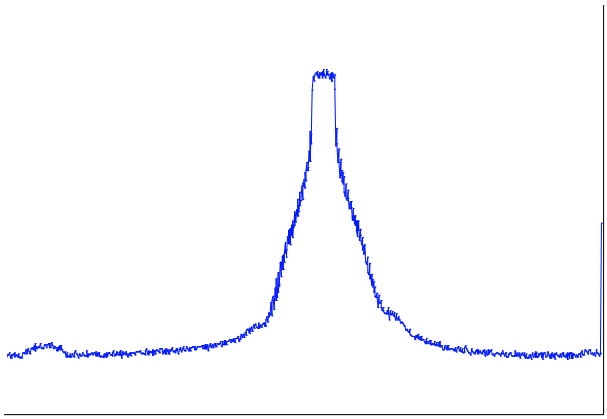

Date: 17.JUN.2023 10:33:54

©Copyright. All rights reserved by CTTL.

OBW: 1RB-HIGH_offset

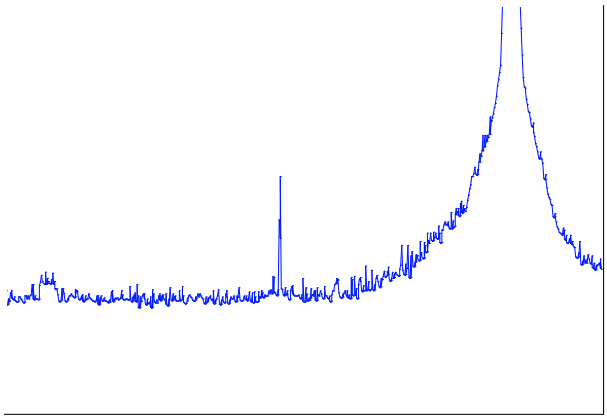

Date: 17.JUN.2023 10:36:47

HIGH BAND EDGE BLOCK-1RB-HIGH_offset

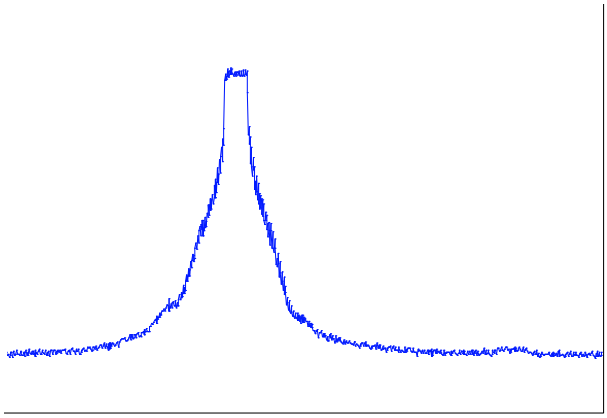

Date: 17.JUN.2023 10:38:25

©Copyright. All rights reserved by CTTL.

LOW BAND EDGE BLOCK-10MHz+20MHz-100%RB

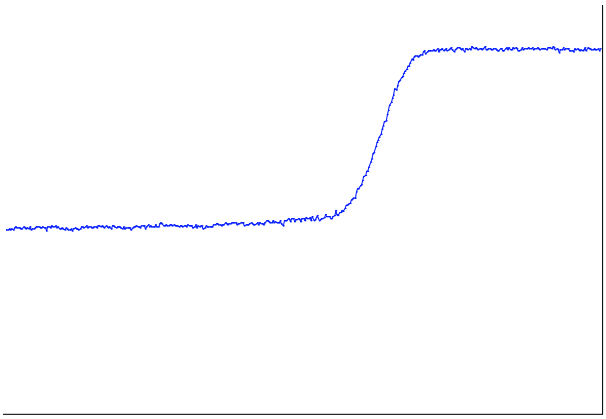

Date: 31.MAY.2023 16:07:24

HIGH BAND EDGE BLOCK-10MHz+20MHz-100%RB

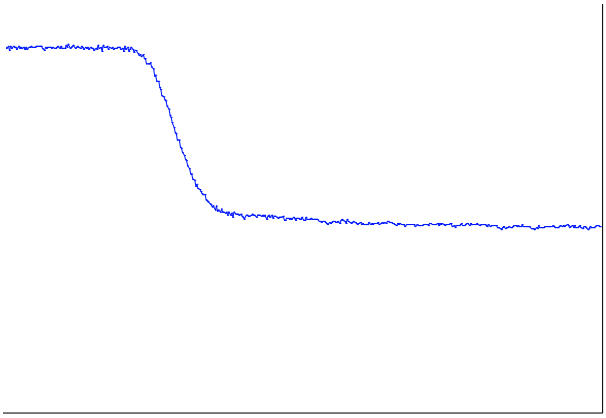

Date: 31.MAY.2023 16:09:24

©Copyright. All rights reserved by CTTL.

LTE band 12@CA_12A-30A

LOW BAND EDGE BLOCK-1RB-LOW_offset

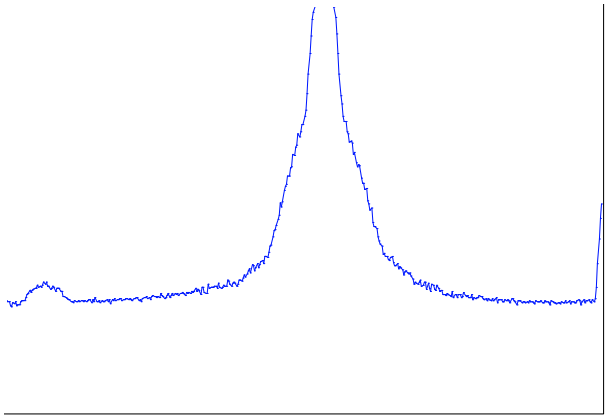

Date: 17.JUN.2023 10:03:33

HIGH BAND EDGE BLOCK-1RB-HIGH_offset

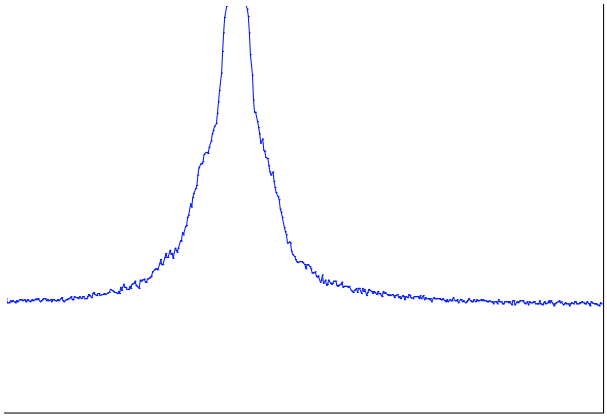

Date: 17.JUN.2023 10:07:30

©Copyright. All rights reserved by CTTL.

LOW BAND EDGE BLOCK-10MHz+10MHz-100%RB

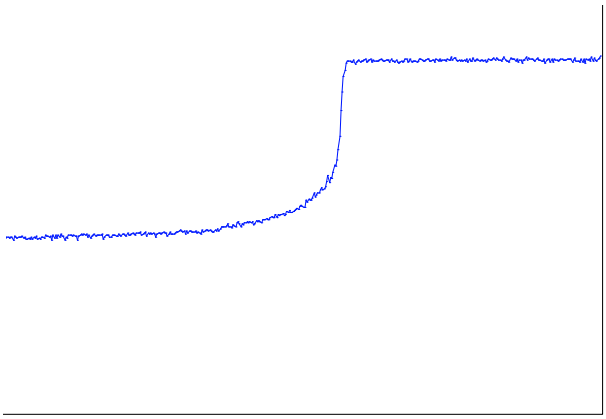

Date: 6.JUN.2023 10:34:50

HIGH BAND EDGE BLOCK-10MHz+10MHz-100%RB

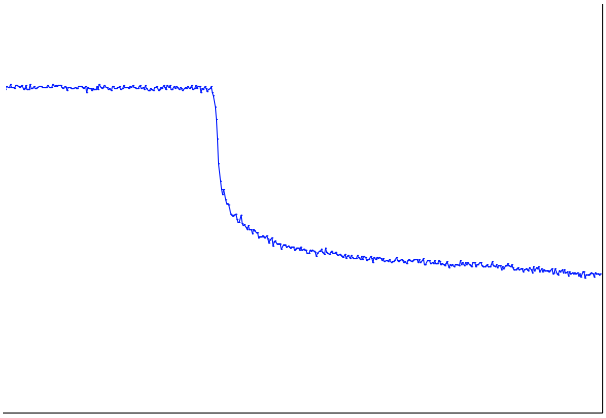

Date: 13.JUN.2023 15:07:35

©Copyright. All rights reserved by CTTL.

LTE band 30@CA_12A-30A

OBW: 1RB-LOW_offset

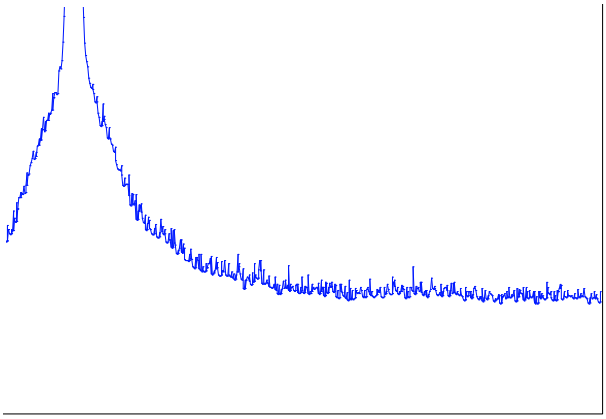

Date: 17.JUN.2023 10:03:53

LOW BAND EDGE BLOCK-1RB-LOW_offset

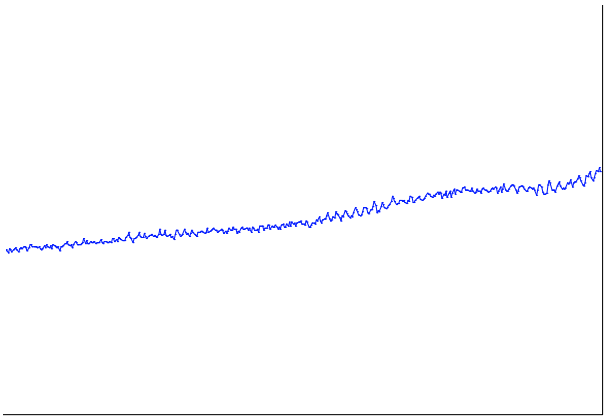

Date: 17.JUN.2023 10:04:50

©Copyright. All rights reserved by CTTL.

LOW BAND EDGE BLOCK-1RB-LOW_offset

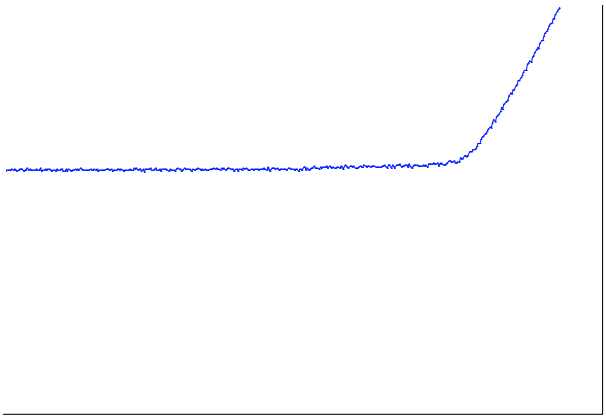

Date: 17.JUN.2023 10:05:36

Channel power

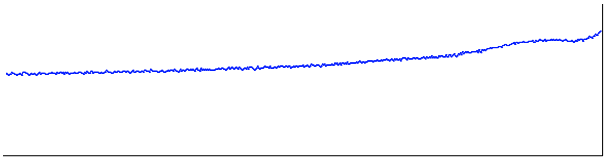

Date: 17.JUN.2023 10:06:18

©Copyright. All rights reserved by CTTL.

OBW: 1RB-HIGH_offset

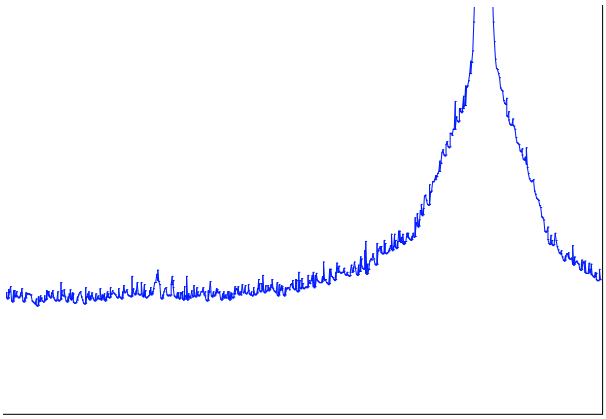

Date: 17.JUN.2023 10:07:50

HIGH BAND EDGE BLOCK-1RB-HIGH_offset

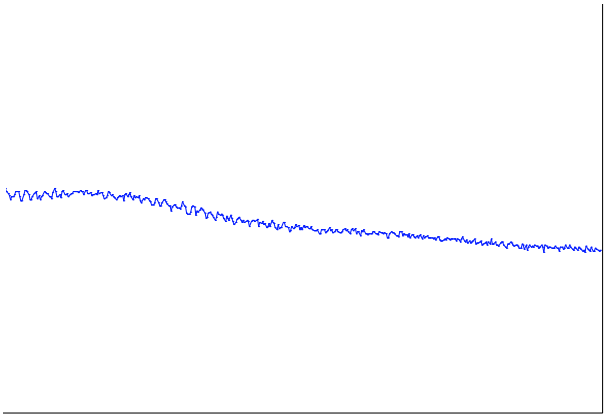

Date: 17.JUN.2023 10:08:47

©Copyright. All rights reserved by CTTL.

HIGH BAND EDGE BLOCK-1RB-HIGH_offset

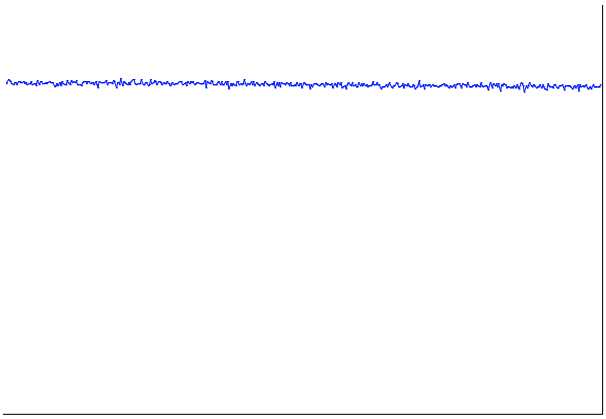

Date: 17.JUN.2023 10:09:33

Channel power

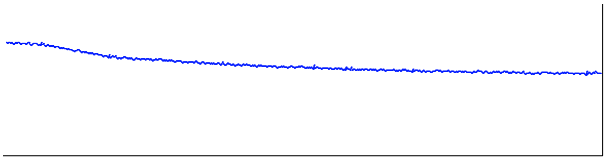

Date: 17.JUN.2023 10:10:57

©Copyright. All rights reserved by CTTL.

Channel power

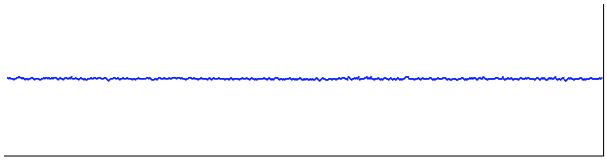

Date: 17.JUN.2023 10:12:14

LOW BAND EDGE BLOCK-10MHz+10MHz-100%RB

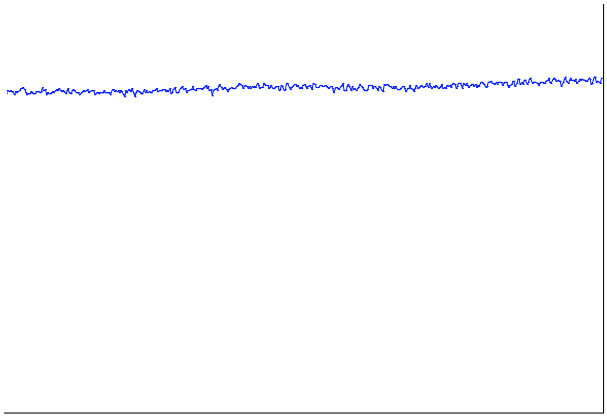

Date: 6.JUN.2023 10:35:37

©Copyright. All rights reserved by CTTL.

LOW BAND EDGE BLOCK-10MHz+10MHz-100%RB

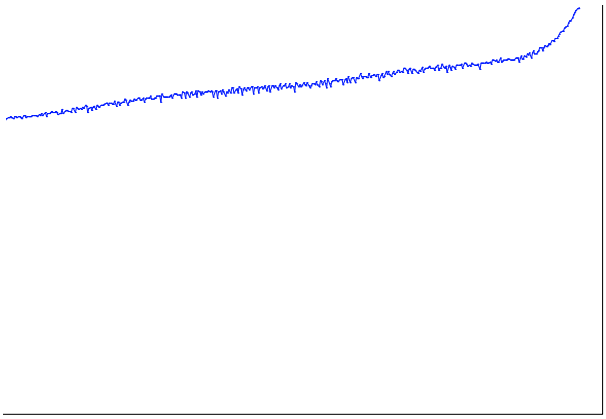

Date: 6.JUN.2023 10:36:24

Channel power

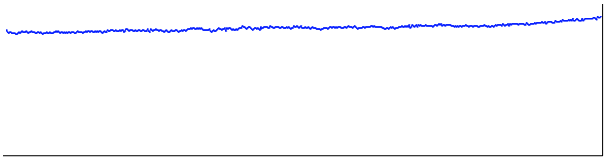

Date: 6.JUN.2023 10:38:07

©Copyright. All rights reserved by CTTL.

HIGH BAND EDGE BLOCK-10MHz+10MHz-100%RB

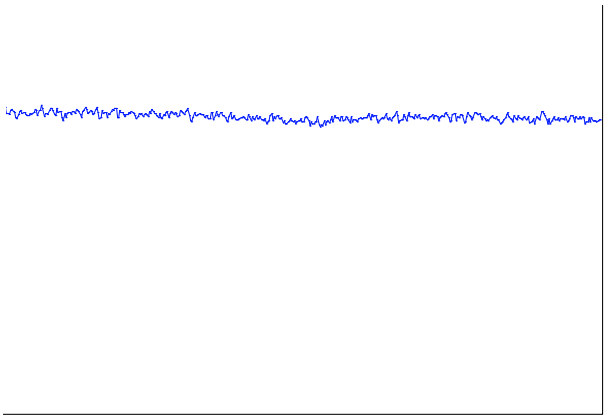

Date: 13.JUN.2023 15:08:21

HIGH BAND EDGE BLOCK-10MHz+10MHz-100%RB

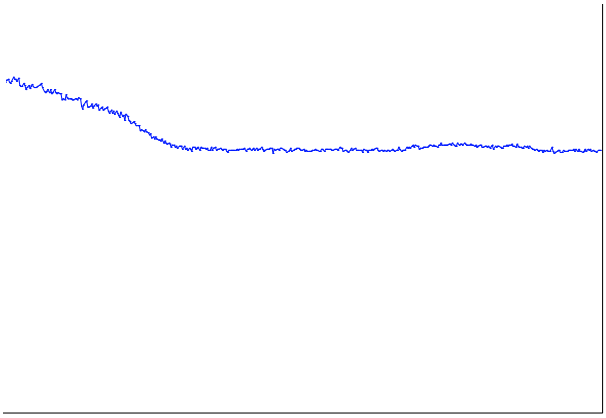

Date: 13.JUN.2023 15:09:07

©Copyright. All rights reserved by CTTL.

LTE band 12@CA_12A-66A

LOW BAND EDGE BLOCK-1RB-LOW_offset

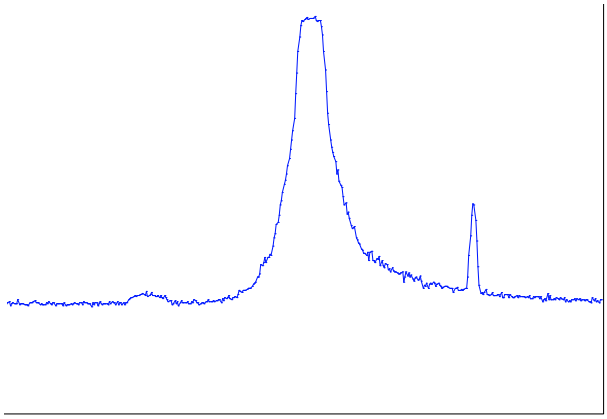

Date: 17.JUN.2023 10:55:15

HIGH BAND EDGE BLOCK-1RB-HIGH_offset

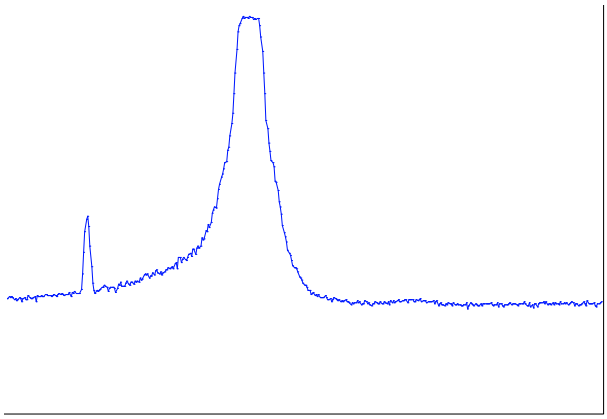

Date: 17.JUN.2023 10:58:51

©Copyright. All rights reserved by CTTL.

LOW BAND EDGE BLOCK-10MHz+20MHz-100%RB

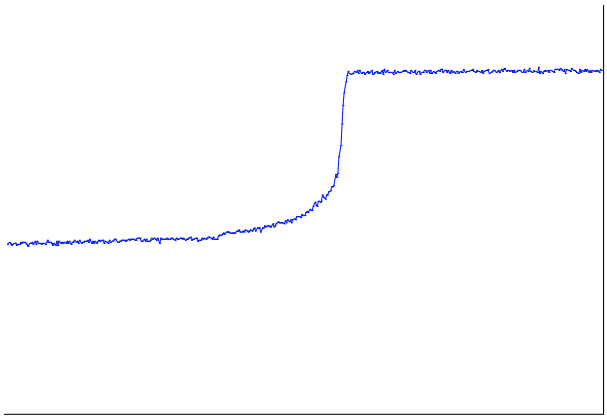

Date: 31.MAY.2023 16:10:49

HIGH BAND EDGE BLOCK-10MHz+20MHz-100%RB

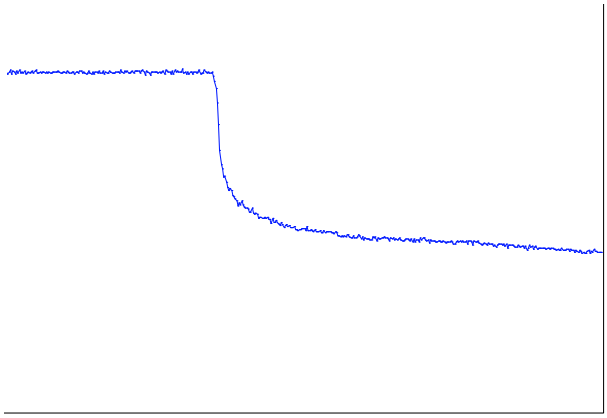

Date: 31.MAY.2023 16:12:51

©Copyright. All rights reserved by CTTL.

LTE band 66@CA_12A-66A

OBW: 1RB-LOW_offset

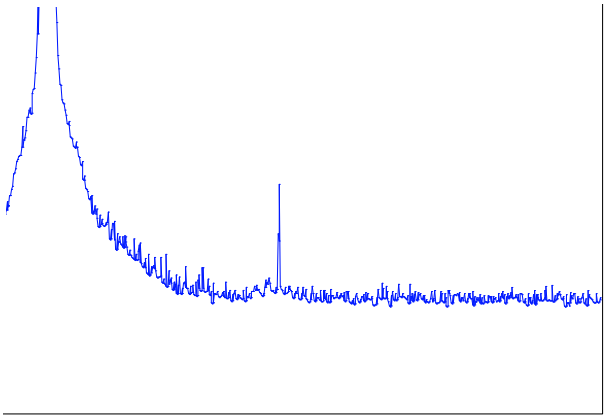

Date: 17.JUN.2023 10:55:36

LOW BAND EDGE BLOCK-1RB-LOW_offset

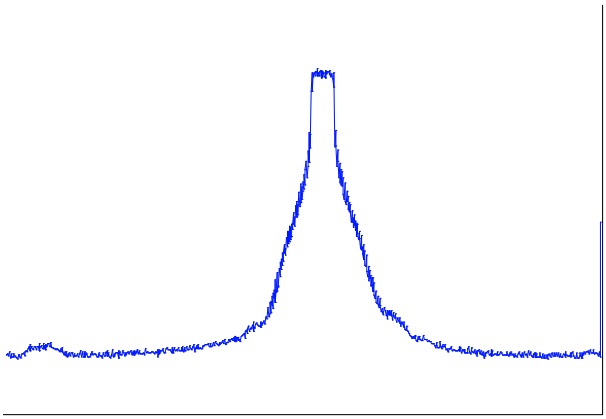

Date: 17.JUN.2023 10:57:14

©Copyright. All rights reserved by CTTL.

OBW: 1RB-HIGH_offset

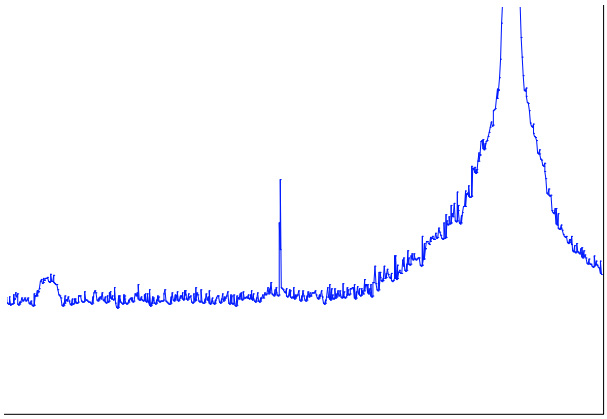

Date: 17.JUN.2023 10:59:12

HIGH BAND EDGE BLOCK-1RB-HIGH_offset

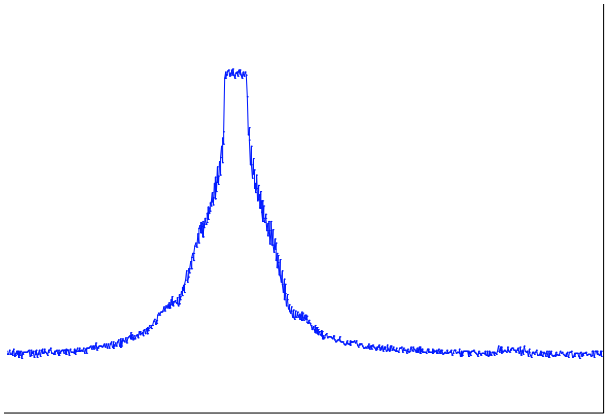

Date: 17.JUN.2023 11:00:50

©Copyright. All rights reserved by CTTL.

LOW BAND EDGE BLOCK-10MHz+20MHz-100%RB

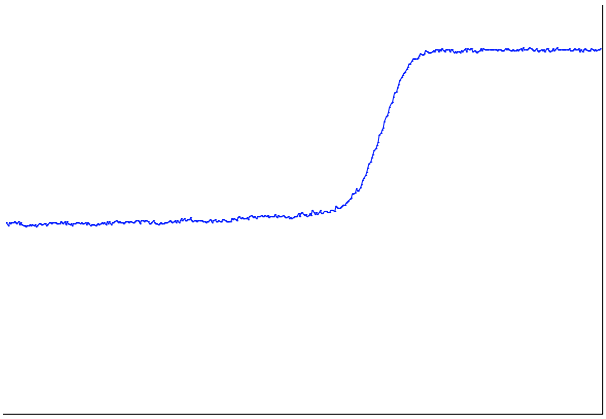

Date: 31.MAY.2023 16:11:34

HIGH BAND EDGE BLOCK-10MHz+20MHz-100%RB

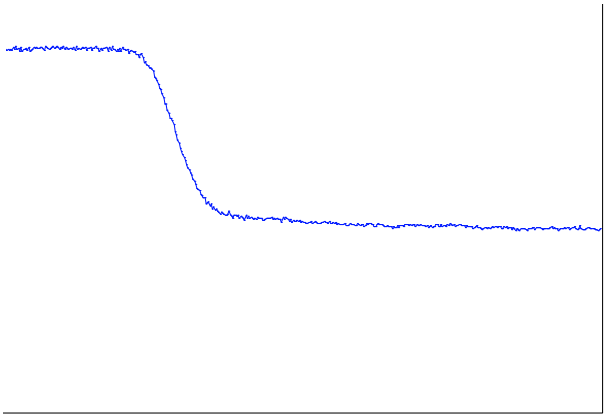

Date: 31.MAY.2023 16:13:35

©Copyright. All rights reserved by CTTL.

LTE band 13@CA_13A-66A

LOW BAND EDGE BLOCK-1RB-LOW_offset

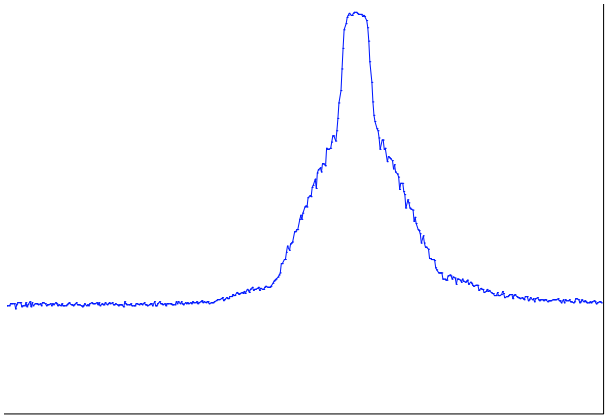

Date: 17.JUN.2023 10:44:25

LOW BAND EDGE BLOCK-1RB-LOW_offset

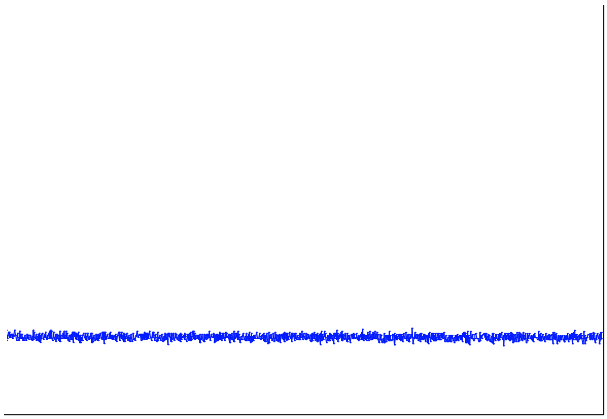

Date: 17.JUN.2023 10:45:24

©Copyright. All rights reserved by CTTL.

HIGH BAND EDGE BLOCK-1RB-HIGH_offset

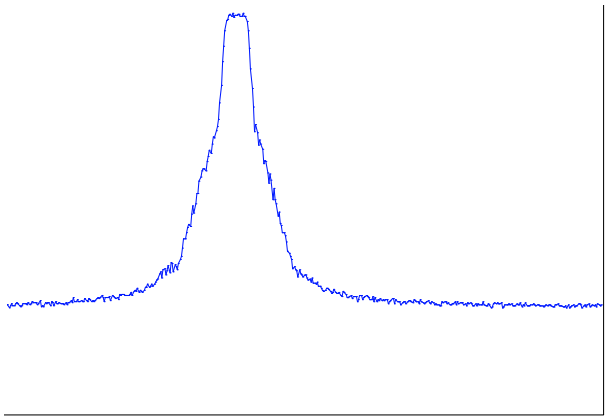

Date: 17.JUN.2023 10:39:47

HIGH BAND EDGE BLOCK-1RB-HIGH_offset

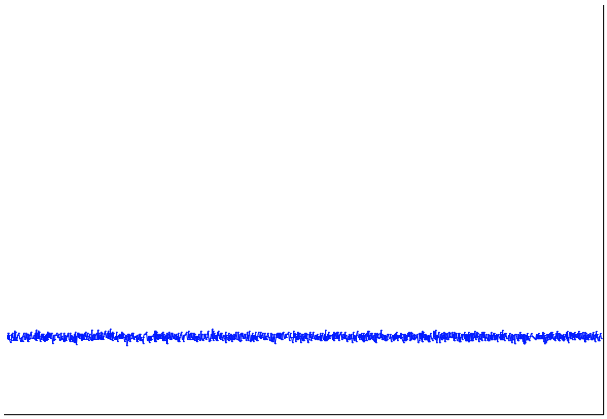

Date: 17.JUN.2023 10:40:46

©Copyright. All rights reserved by CTTL.

LOW BAND EDGE BLOCK-10MHz+20MHz-100%RB

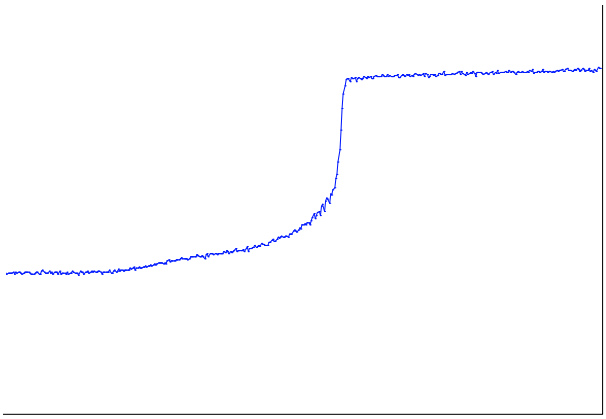

Date: 31.MAY.2023 16:14:54

LOW BAND EDGE BLOCK-10MHz+20MHz-100%RB

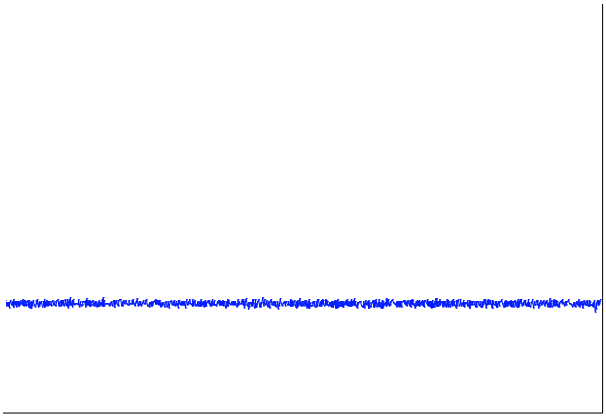

Date: 31.MAY.2023 16:15:53

©Copyright. All rights reserved by CTTL.

HIGH BAND EDGE BLOCK-10MHz+20MHz-100%RB

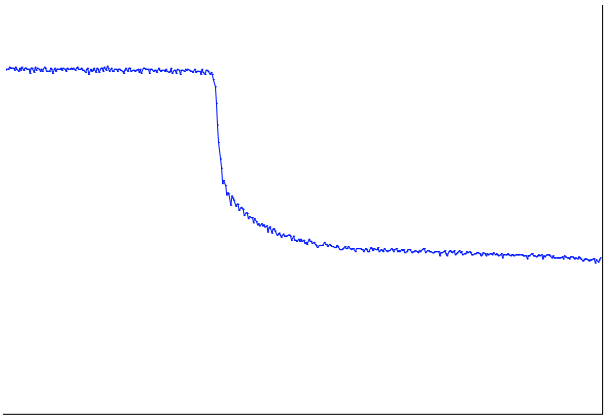

Date: 31.MAY.2023 16:17:52

HIGH BAND EDGE BLOCK-10MHz+20MHz-100%RB

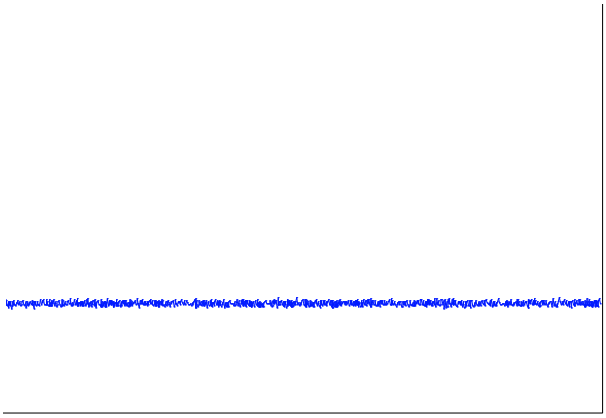

Date: 31.MAY.2023 16:18:53

©Copyright. All rights reserved by CTTL.

LTE band 66@CA_13A-66A

OBW: 1RB-LOW_offset

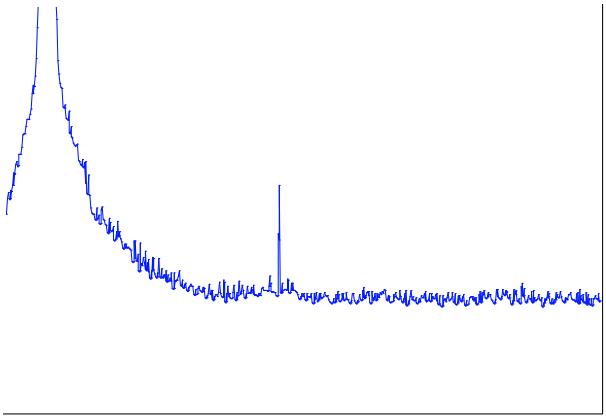

Date: 17.JUN.2023 10:45:45

LOW BAND EDGE BLOCK-1RB-LOW_offset

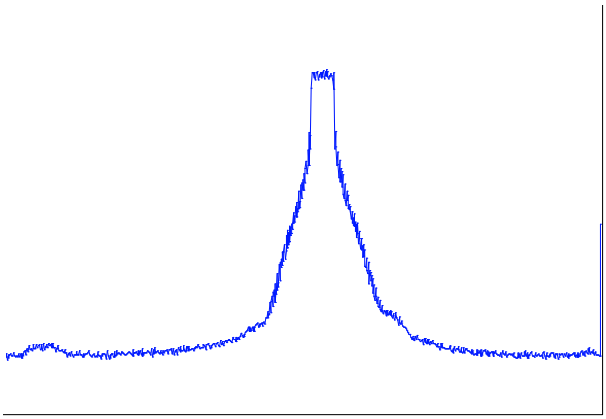

Date: 17.JUN.2023 10:47:23

©Copyright. All rights reserved by CTTL.

OBW: 1RB-HIGH_offset

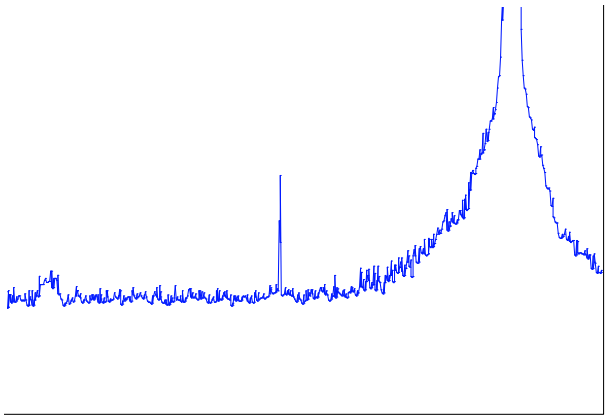

Date: 17.JUN.2023 10:41:07

HIGH BAND EDGE BLOCK-1RB-HIGH_offset

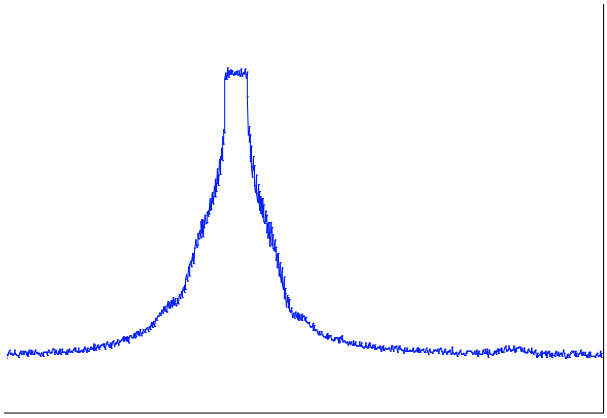

Date: 17.JUN.2023 10:42:45

©Copyright. All rights reserved by CTTL.

LOW BAND EDGE BLOCK-10MHz+20MHz-100%RB

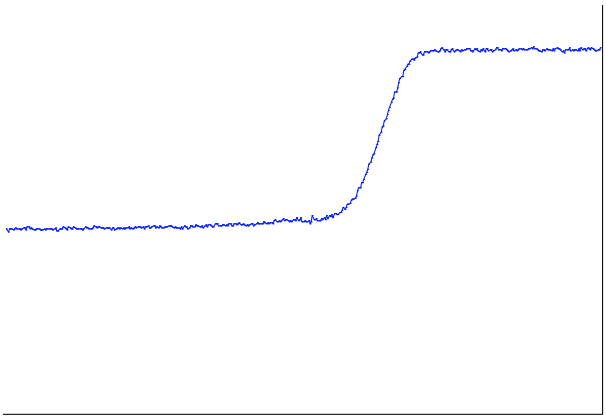

Date: 31.MAY.2023 16:16:39

HIGH BAND EDGE BLOCK-10MHz+20MHz-100%RB

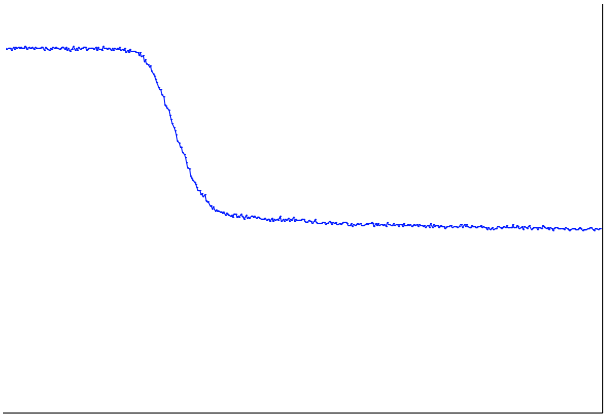

Date: 31.MAY.2023 16:19:37

Note: Expanded measurement uncertainty is U = 0.622 dB, k = 2.

©Copyright. All rights reserved by CTTL.

A.7 Conducted Spurious Emission

A.7.1 Measurement Method

The following steps outline the procedure used to measure the conducted emissions from the EUT.

1. In measuring unwanted emissions, the spectrum shall be investigated from 30 MHz or the lowest radio frequency signal generated in the equipment, whichever is lower, without going below 9 kHz, up to at least the frequency given below:
   (a) If the equipment operates below 10 GHz: to the tenth harmonic of the highest fundamental frequency or to 40 GHz, whichever is lower.
   (b) If the equipment operates at or above 10 GHz: to the fifth harmonic of the highest fundamental frequency or to 100 GHz, whichever is lower.
2. Determine EUT transmit frequencies: below outlines the band edge frequencies pertinent to conducted emissions testing.
3. The number of sweep points of spectrum analyzer is greater than 2×span/RBW.

A. 7.2 Measurement Limit

Part 22.917, Part 24.238 and Part 27.53(h) specify that the power of any emission outside of the authorized operating frequency ranges must be attenuated below the transmitting power (P) by a factor of at least 43 + 10 log(P) dB.

Part 27.53(m) specifies for mobile digital stations, the attenuation factor shall be not less than 40 + 10 log (P) dB on all frequencies between the channel edge and 5 megahertz from the channel edge, 43 + 10 log (P) dB on all frequencies between 5 megahertz and X megahertz from the channel edge, and 55 + 10 log (P) dB on all frequencies more than X megahertz from the channel edge, where X is the greater of 6 megahertz or the actual emission bandwidth as defined in paragraph (m)(6) of this section. In addition, the attenuation factor shall not be less that 43 + 10 log (P) dB on all frequencies between 2490.5 MHz and 2496 MHz and 55 + 10 log (P) dB at or below 2490.5 MHz. Mobile Satellite Service licensees operating on frequencies below 2495 MHz may also submit a documented interference complaint against BRS licensees operating on channel BRS Channel 1 on the same terms and conditions as adjacent channel BRS or EBS licensees.

Part 27.53(c) states for operations in the 746-758 MHz band and the 776-788 MHz band, the power of any emission outside the licensee's frequency band(s) of operation shall be attenuated below the transmitter power (P) within the licensed band(s) of operation, measured in watts, in accordance with the following:(1) On any frequency outside the 746-758 MHz band, the power of any emission shall be attenuated outside the band below the transmitter power (P) by at least 43 + 10 log (P) dB;(2) On any frequency outside the 776-788 MHz band, the power of any emission shall be attenuated outside the band below the transmitter power (P) by at least 43 + 10 log (P) dB;(4) On all frequencies between 763-775 MHz and 793-805 MHz, by a factor not less than 65 + 10 log (P) dB in a 6.25 kHz band segment, for mobile and portable stations.

Part 27.53(f) states for operations in the 746–758 MHz,775–788 MHz, and 805–806 MHz bands, emissions in the band 1559–1610 MHz shall be limited to -70dBW/MHz equivalent isotropically radiated power (EIRP) for wideband signals.

Part 27.53(g) states for operations in the 600 MHz band and the 698–746 MHz band, the power of any emission outside a licensee’s frequency band(s) of operation shall be attenuated below the

©Copyright. All rights reserved by CTTL.

transmitter power (P) within the licensed band(s) of operation, measured in watts, by at least 43 + 10 log (P) dB. Compliance with this provision is based on the use of measurement instrumentation employing a resolution bandwidth of 100 kilohertz or greater. However, in the 100 kilohertz bands immediately outside and adjacent to a licensee's frequency block, a resolution bandwidth of at least 30 kHz may be employed.

Part 27.53(a) states for mobile and portable stations operating in the 2305–2315 MHz and 2350–2360 MHz bands: By a factor of not less than: 43 +10 log (P) dB on all frequencies between 2305 and 2320 MHz and on all frequencies between 2345 and 2360 MHz that are outside the licensed band(s) of operation, not less than 55 + 10 log (P) dB on all frequencies between 2320 and 2324 MHz and on all frequencies between 2341 and 2345 MHz, not less than 61 + 10 log (P) dB on all frequencies between 2324 and 2328 MHz and on all frequencies between 2337 and 2341 MHz, and not less than 67 + 10 log (P) dB on all frequencies between 2328 and 2337MHz; By a factor of not less than 43 + 10 log (P) dB on all frequencies between 2300 and 2305 MHz, 55 + 10 log (P) dB on all frequencies between 2296 and 2300MHz, 61 + 10 log (P) dB on all frequencies between 2292 and 2296 MHz, 67 + 10 log (P) dB on all frequencies between 2288 and 2292 MHz, and 70 + 10 log (P) dB below 2288 MHz; By a factor of not less than 43 + 10 log (P) dB on all frequencies between 2360 and 2365 MHz, and not less than 70 + 10 log (P) dB above 2365 MHz.

Part 90.691 states that out-of-band emission requirement shall apply only to the ''outer'' channels included in an EA license and to spectrum adjacent to interior channels used by incumbent licensees. The emission limits are as follows:For any frequency removed from the EA licensee's frequency block by up to and including 37.5 kHz, the power of any emission shall be attenuated below the transmitter power (P) in watts by at least $116Log_{10}(f/6.1)$ decibels or 50 + 10 $Log_{10}(P)$ decibels or 80 decibels, whichever is the lesser attenuation, where f is the frequency removed from the center of the outer channel in the block in kilohertz and where f is greater than 12.5 kHz. For any frequency removed from the EA licensee's frequency block greater than 37.5 kHz, the power of any emission shall be attenuated below the transmitter power (P) in watts by at least 43 + $10Log_{10}(P)$ decibels or 80 decibels, whichever is the lesser attenuation, where f is the frequency removed from the center of the outer channel in the block in kilohertz and where f is greater than 37.5 kHz.

Part 96.41(e) states for channel and frequency assignments made by a CBSD to End User Devices, the conducted power of any End User Device emission outside the fundamental emission (whether in or outside of the authorized band) shall not exceed −13 dBm/MHz within 0 to B megahertz (where B is the bandwidth in megahertz of the assigned channel or multiple contiguous channels of the End User Device) above the upper CBSD-assigned channel edge and within 0 to B megahertz below the lower CBSD-assigned channel edge. At all frequencies greater than B megahertz above the upper CBSD assigned channel edge and less than B megahertz below the lower CBSD-assigned channel edge, the conducted power of any End User Device emission shall not exceed −25 dBm/MHz. The conducted power of emissions below 3540 MHz or above 3710 MHz shall not exceed -25dBm/MHz, and the conducted power of emissions below 3530 MHz or above 3720 MHz shall not exceed -40dBm/MHz.

©Copyright. All rights reserved by CTTL.

A. 7.3 Measurement result

Only the worst case result is given below

LTE band 7: 30MHz – 25.7GHz

NOTE: peak above the limit line is the carrier frequency.

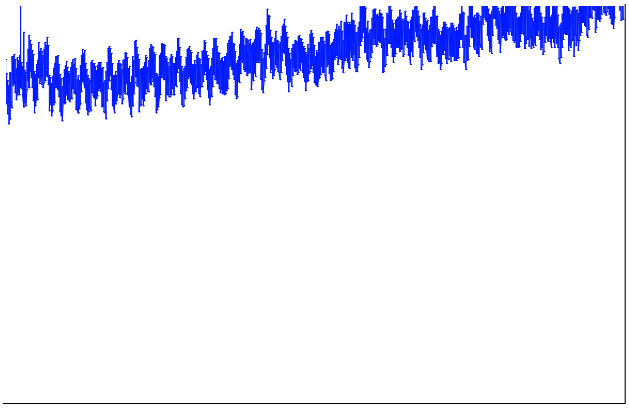

Date: 16.JUL.2023 16:01:51

LTE band 12: 30MHz – 7.16GHz

NOTE: peak above the limit line is the carrier frequency.

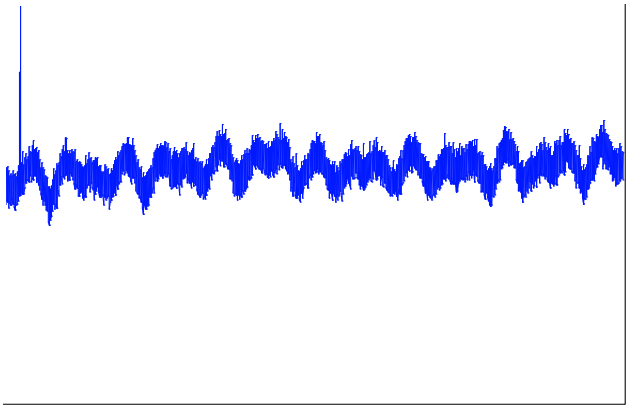

Date: 16.JUL.2023 14:25:52

©Copyright. All rights reserved by CTTL.

LTE band 13: 30MHz – 7.87GHz

NOTE: peak above the limit line is the carrier frequency.

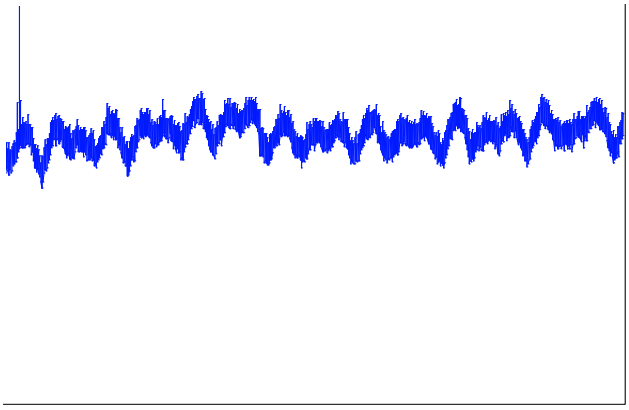

Date: 16.JUL.2023 14:27:37

LTE band 13: 1559MHz – 1610MHz

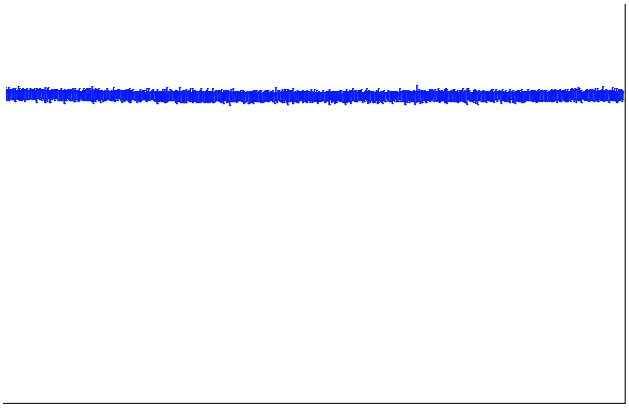

Date: 16.JUL.2023 14:28:12

©Copyright. All rights reserved by CTTL.

LTE band 25: 30MHz – 19.15GHz

NOTE: peak above the limit line is the carrier frequency.

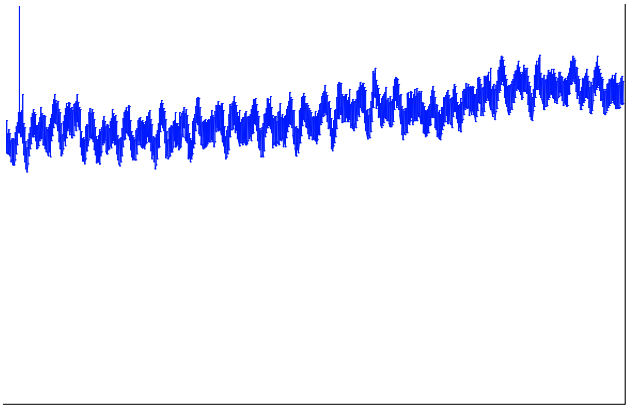

Date: 16.JUL.2023 16:03:56

LTE band 26(814MHz~824MHz): 30MHz – 8.24GHz

NOTE: peak above the limit line is the carrier frequency.

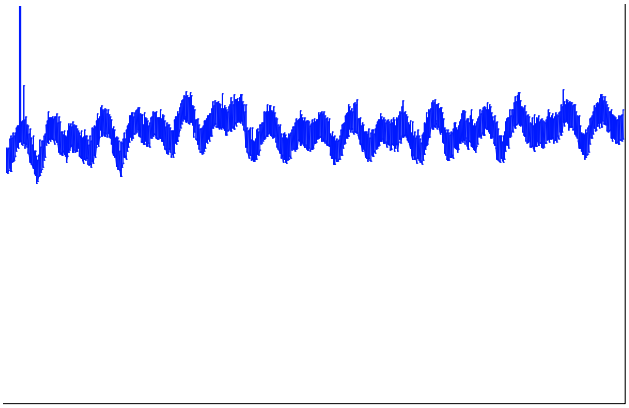

Date: 16.JUL.2023 14:29:45

©Copyright. All rights reserved by CTTL.

LTE band 26(824MHz~849MHz): 30MHz – 8.49GHz

NOTE: peak above the limit line is the carrier frequency.

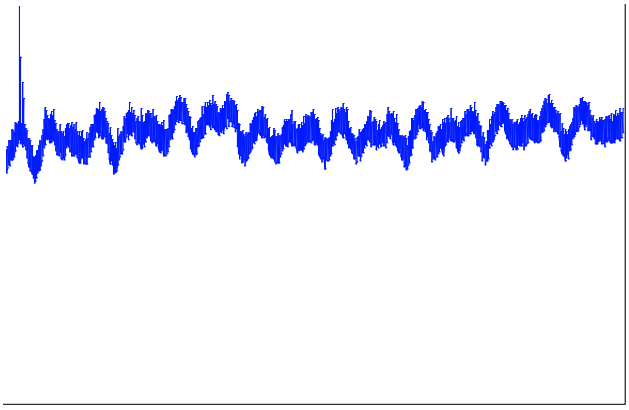

Date: 16.JUL.2023 14:29:03

LTE band 30: 30MHz – 23.15GHz

NOTE: peak above the limit line is the carrier frequency.

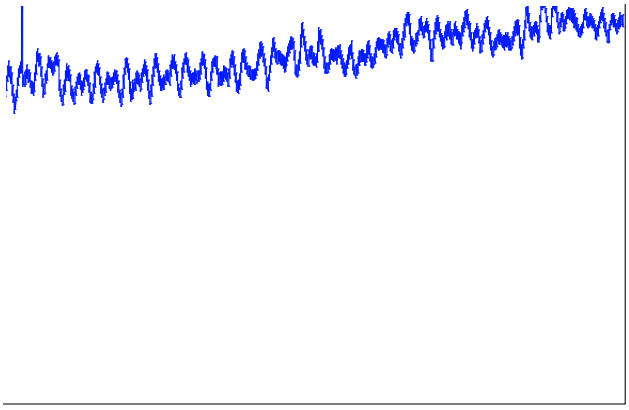

Date: 16.JUL.2023 14:54:19

©Copyright. All rights reserved by CTTL.

LTE band 41: 30MHz – 26.5GHz

NOTE: peak above the limit line is the carrier frequency.

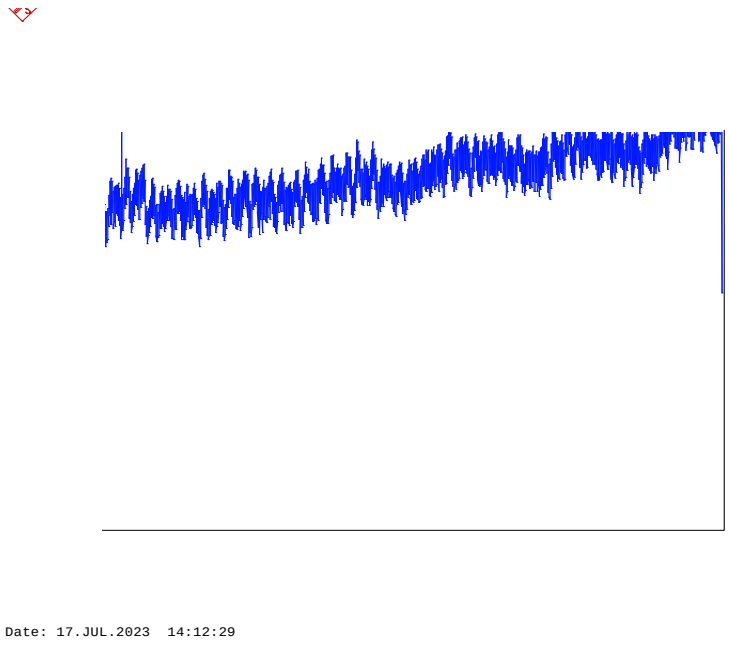

©Copyright. All rights reserved by CTTL.

LTE band 48: 30MHz – 37.0GHz

NOTE: peak above the limit line is the carrier frequency.

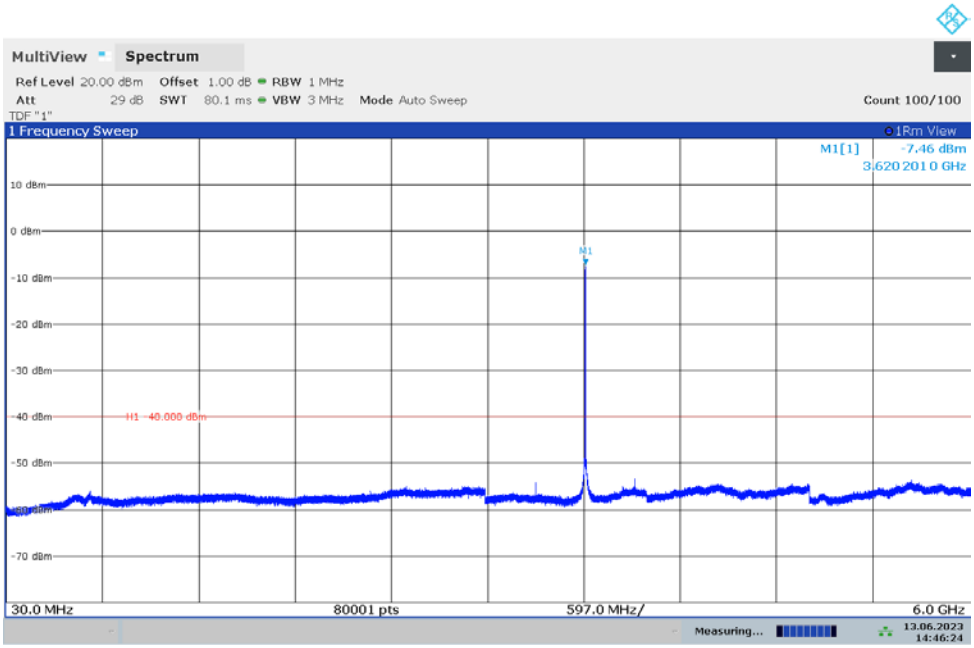

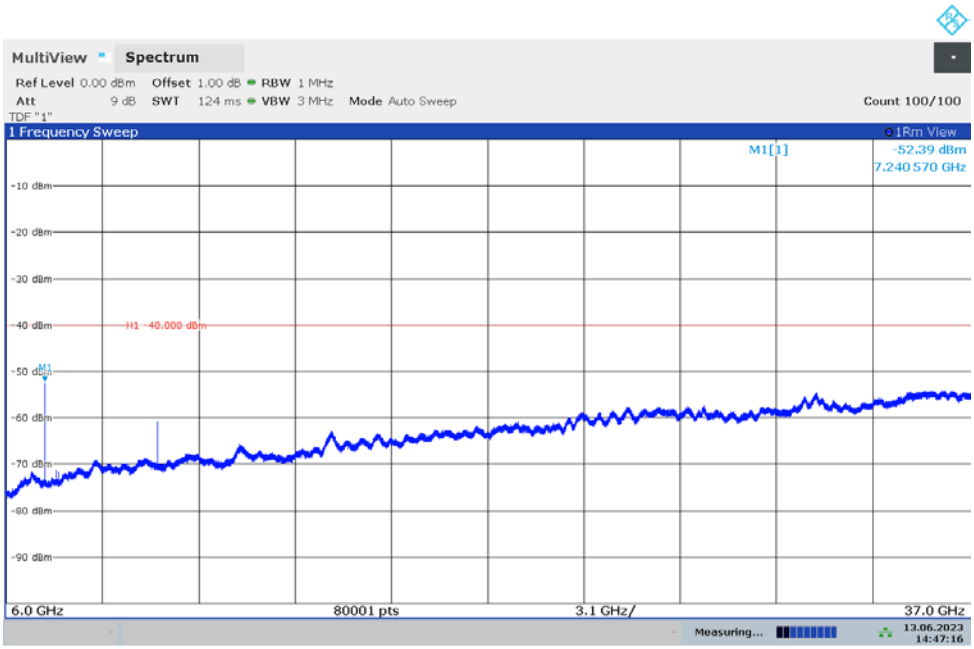

©Copyright. All rights reserved by CTTL.

LTE band 66: 30MHz – 17.8GHz

NOTE: peak above the limit line is the carrier frequency.

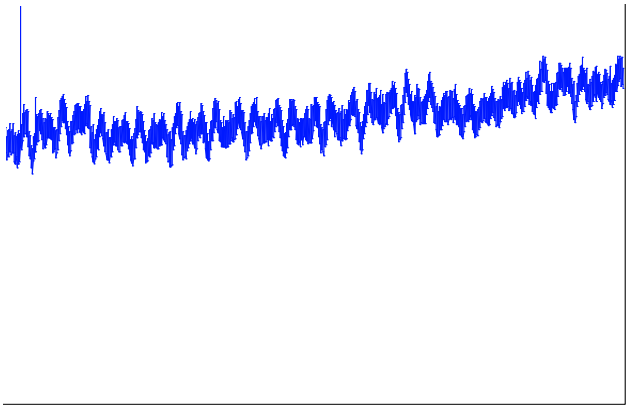

Date: 16.JUL.2023 16:04:51

LTE band 71: 30MHz – 6.98GHz

NOTE: peak above the limit line is the carrier frequency.

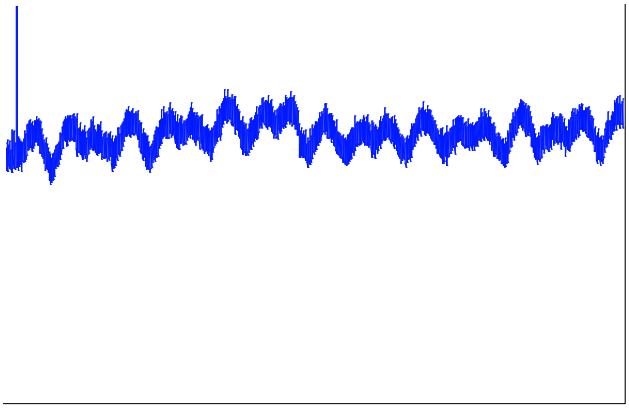

Date: 16.JUL.2023 14:23:12

©Copyright. All rights reserved by CTTL.

LTE CA band 5B

NOTE: peak above the limit line is the carrier frequency.

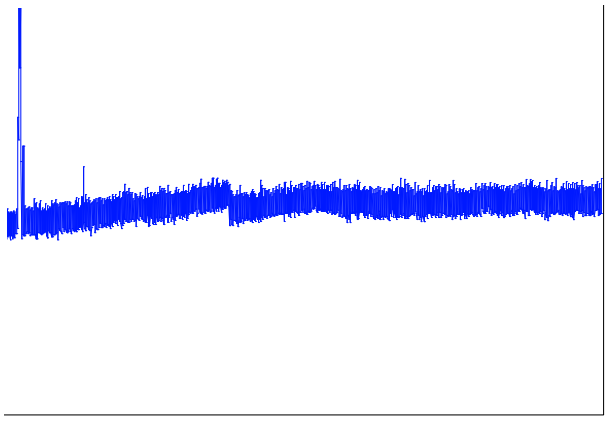

Date: 1.JUN.2023 14:38:55

LTE CA band 7C

NOTE: peak above the limit line is the carrier frequency.

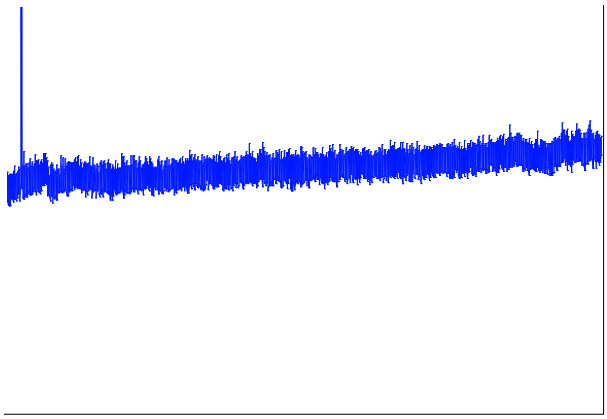

Date: 1.JUN.2023 15:19:21

©Copyright. All rights reserved by CTTL.

LTE CA band 41C

NOTE: peak above the limit line is the carrier frequency.

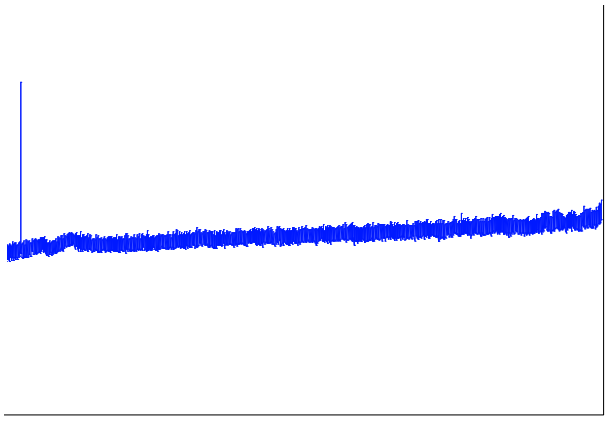

Date: 1.JUN.2023 15:20:42

©Copyright. All rights reserved by CTTL.

LTE CA band 48C

NOTE: peak above the limit line is the carrier frequency.

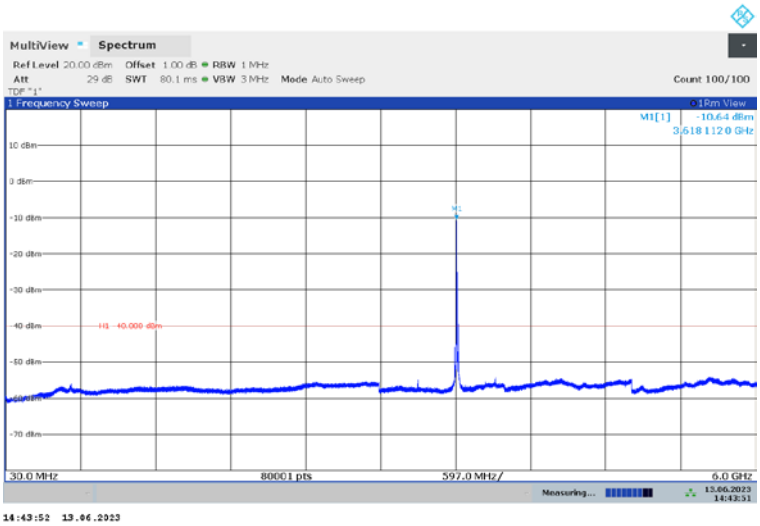

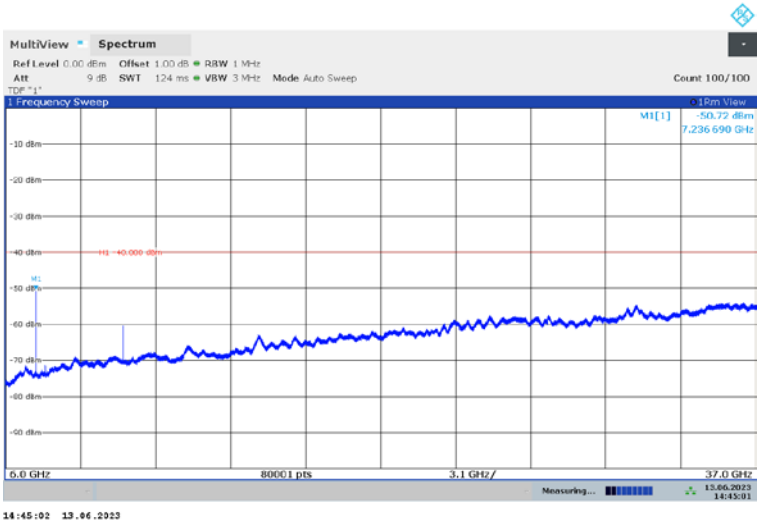

©Copyright. All rights reserved by CTTL.

LTE CA band 66C

NOTE: peak above the limit line is the carrier frequency.

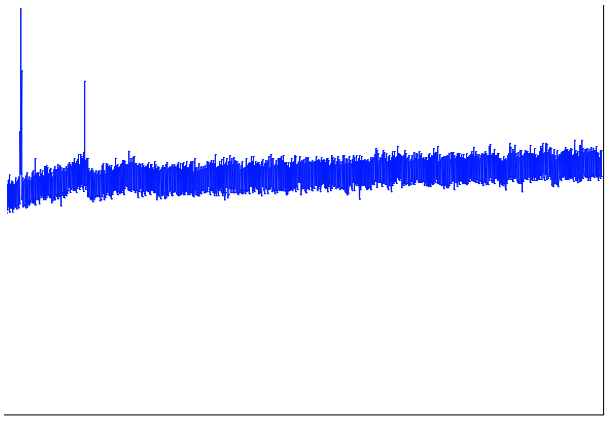

Date: 1.JUN.2023 15:22:59

Note: Expanded measurement uncertainty is U = 0.622 dB, k = 2.

©Copyright. All rights reserved by CTTL.

A.8 Peak-to-Average Power Ratio

The peak-to-average ratio (PAR) of the transmission may not exceed 13 dB

a) Refer to instrument's analyzer instruction manual for details on how to use the power statistics/CCDF function;

b) Set resolution/measurement bandwidth ≥ signal's occupied bandwidth;

c) Set the number of counts to a value that stabilizes the measured CCDF curve;

d) Record the maximum PAPR level associated with a probability of 0.1%.

LTE band 7, 20MHz

Frequency(MHz)	PAPR(dB)			
2535.0	QPSK	16QAM	64QAM	256QAM
	6.79	7.40	7.44	7.63

LTE band 12, 10MHz

Frequency(MHz)	PAPR(dB)			
707.5	QPSK	16QAM	64QAM	256QAM
	5.45	6.25	6.57	6.67

LTE band 13, 10MHz

Frequency(MHz)	PAPR(dB)			
782.0	QPSK	16QAM	64QAM	256QAM
	6.57	6.54	6.63	6.96

LTE band 25, 20MHz

Frequency(MHz)	PAPR(dB)			
1882.5	QPSK	16QAM	64QAM	256QAM
	7.53	7.50	7.40	7.56

LTE band 30, 10MHz

Frequency(MHz)	PAPR(dB)			
2310.0	QPSK	16QAM	64QAM	256QAM
	5.58	6.38	6.76	6.79

LTE band 41, 20MHz

Frequency (MHz)	PAPR (dB)			
2593.0	QPSK	16QAM	64QAM	256QAM
	9.07	9.13	9.10	9.10

LTE band 48, 20MHz

Frequency (MHz)	PAPR (dB)			
3625.0	QPSK	16QAM	64QAM	256QAM
	9.10	9.01	9.04	9.07

©Copyright. All rights reserved by CTTL.

LTE band 66, 20MHz

Frequency(MHz)	PAPR(dB)			
1745.0	QPSK	16QAM	64QAM	256QAM
	7.40	7.37	7.40	7.63

LTE band 71, 20MHz

Frequency(MHz)	PAPR(dB)			
680.5	QPSK	16QAM	64QAM	256QAM
	6.35	7.15	7.24	7.44

LTE CA band 7C,20MHz+20MHz

Frequency (MHz)	PAPR (dB)			
	QPSK	16QAM	64QAM	256QAM
2535.0	7.92	8.08	8.04	8.04

LTE CA band 41C,20MHz+20MHz

Frequency (MHz)	PAPR (dB)			
	QPSK	16QAM	64QAM	256QAM
2593.0	9.87	9.87	9.87	9.97

LTE CA band 48C ,20MHz+20MHz

Frequency (MHz)	PAPR (dB)			
	QPSK	16QAM	64QAM	256QAM
3625.0	9.81	9.97	9.94	9.94

LTE CA band 66C,20MHz+20MHz

Frequency (MHz)	PAPR (dB)			
	QPSK	16QAM	64QAM	256QAM
1755.0	8.11	8.24	8.21	8.17

Note: Expanded measurement uncertainty is U = 0.578 dB, k = 2.

©Copyright. All rights reserved by CTTL.

Annex B: Accreditation Certificate

United States Department of Commerce
National Institute of Standards and Technology

Certificate of Accreditation to ISO/IEC 17025:2017

NVLAP LAB CODE: 600118-0

Telecommunication Technology Labs, CAICT
Beijing
China

is accredited by the National Voluntary Laboratory Accreditation Program for specific services, listed on the Scope of Accreditation, for:

Electromagnetic Compatibility & Telecommunications

This laboratory is accredited in accordance with the recognized International Standard ISO/IEC 17025:2017. This accreditation demonstrates technical competence for a defined scope and the operation of a laboratory quality management system (refer to joint ISO-ILAC-IAF Communique dated January 2009).

2022-10-01 through 2023-09-30
Effective Dates

For the National Voluntary Laboratory Accreditation Program

*****END OF REPORT*****

©Copyright. All rights reserved by CTTL.