Mode	80	
	Band Edge	
	UNII-8_6875-7125_802.11be EHT20_CH233_Single RU RU 52/40_7115MHz	
ANT	CDD 9+15	
Pol.	Horizontal	Fundamental
Peak	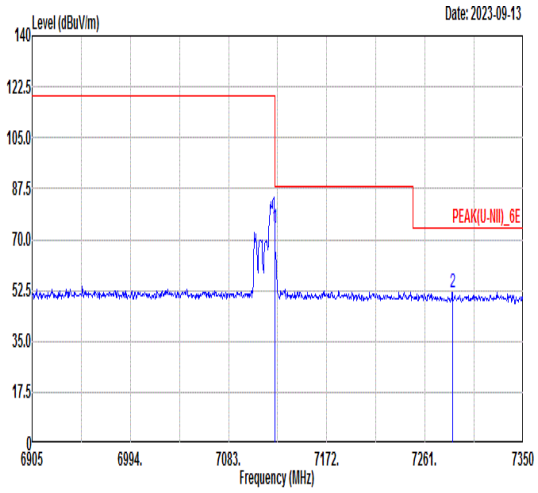 Freq Level Limit Line Margin Read Level Ant Factor Cable Loss Preamp Factor APos TPos Remark MHz dBuV/m dBuV/m dB dBuV dB/m dB dB cm deg 1 7125.00 73.84 88.20 -14.36 60.47 36.62 10.20 33.45 203 48 Peak 2 7285.92 51.98 74.00 -22.02 38.92 36.27 10.18 33.39 203 48 Peak	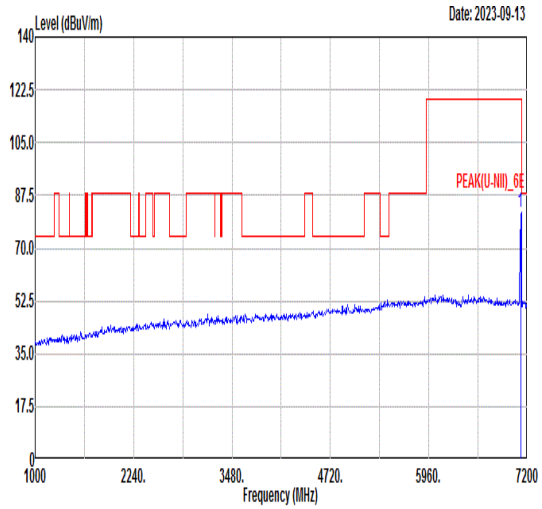 Freq Level Limit Line Margin Read Level Ant Factor Cable Loss Preamp Factor APos TPos Remark MHz dBuV/m dBuV/m dB dBuV dB/m dB dB cm deg 1 7115.00 81.64 ------ ------ 68.24 36.65 10.20 33.45 203 48 Peak
Avg	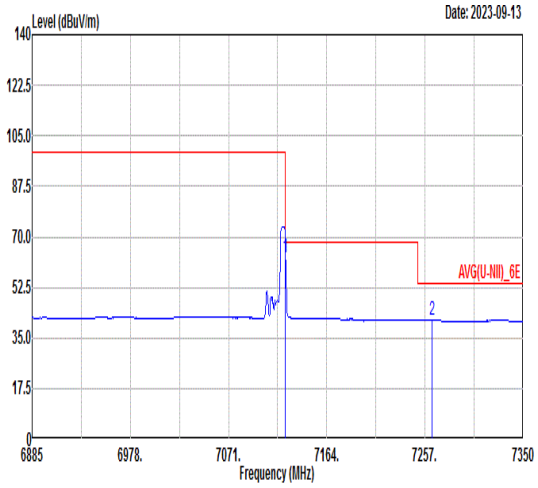 Freq Level Limit Line Margin Read Level Ant Factor Cable Loss Preamp Factor APos TPos Remark MHz dBuV/m dBuV/m dB dBuV dB/m dB dB cm deg 1 7125.00 62.75 68.20 -5.45 49.38 36.62 10.20 33.45 203 48 Average 2 7263.51 41.09 54.00 -12.91 27.98 36.32 10.18 33.39 203 48 Average	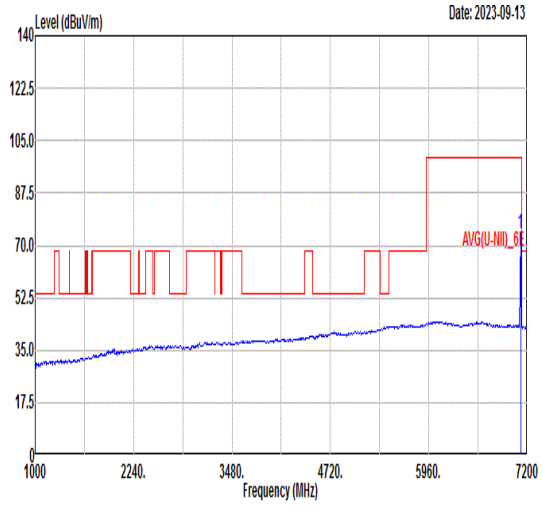 Freq Level Limit Line Margin Read Level Ant Factor Cable Loss Preamp Factor APos TPos Remark MHz dBuV/m dBuV/m dB dBuV dB/m dB dB cm deg 1 7115.00 73.78 ------ ------ 60.38 36.65 10.20 33.45 203 48 Average

Mode	80	
	Band Edge	
	UNII-8_6875-7125_802.11be EHT20_CH233_Single RU RU 52/40_7115MHz	
ANT	CDD 9+15	
Pol.	Vertical	Fundamental
Peak	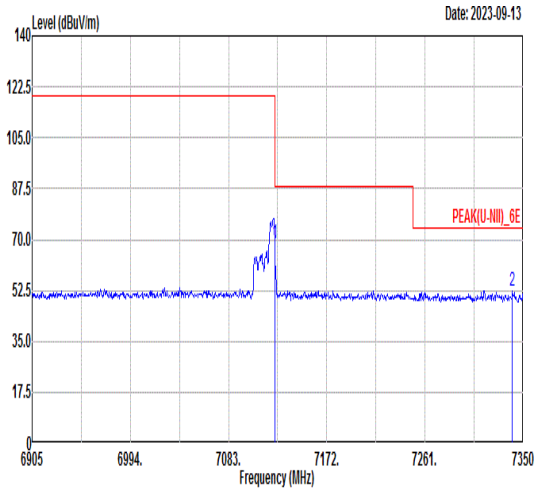 Freq Level Limit Line Margin Read Level Ant Factor Cable Loss Preamp Factor APos TPos Remark MHz dBuV/m dBuV/m dB dBuV dB/m dB dB cm deg 1 7125.00 68.91 88.20 -19.29 55.54 36.62 10.20 33.45 325 321 Peak 2 7340.21 52.39 74.00 -21.61 39.42 36.15 10.18 33.36 325 321 Peak	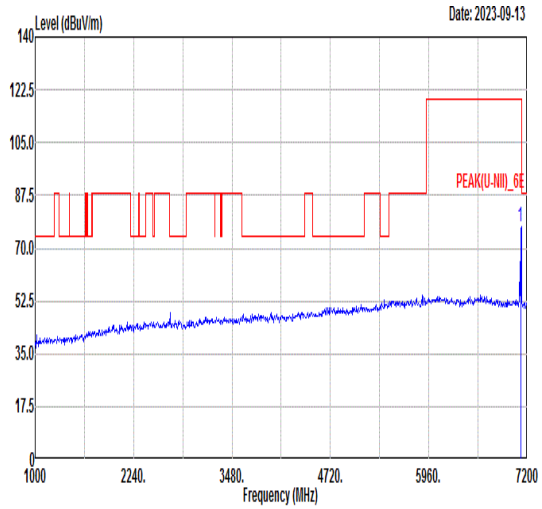 Freq Level Limit Line Margin Read Level Ant Factor Cable Loss Preamp Factor APos TPos Remark MHz dBuV/m dBuV/m dB dBuV dB/m dB dB cm deg 1 7115.00 76.94 ------ ------ 63.54 36.65 10.20 33.45 325 321 Peak
Avg	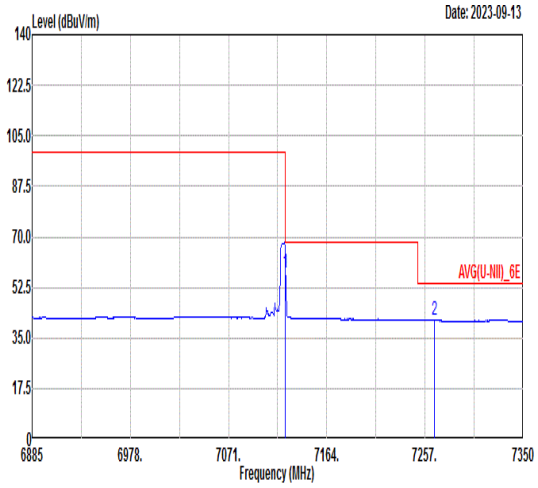 Freq Level Limit Line Margin Read Level Ant Factor Cable Loss Preamp Factor APos TPos Remark MHz dBuV/m dBuV/m dB dBuV dB/m dB dB cm deg 1 7125.00 57.60 68.20 -10.60 44.23 36.62 10.20 33.45 325 321 Average 2 7265.84 41.10 54.00 -12.90 27.99 36.32 10.18 33.39 325 321 Average	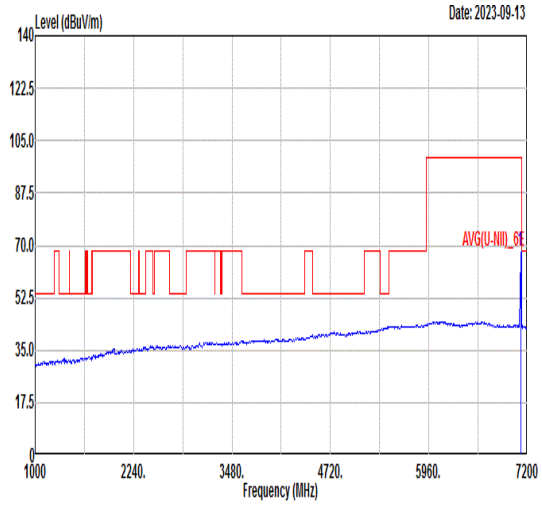 Freq Level Limit Line Margin Read Level Ant Factor Cable Loss Preamp Factor APos TPos Remark MHz dBuV/m dBuV/m dB dBuV dB/m dB dB cm deg 1 7115.00 68.10 ------ ------ 54.70 36.65 10.20 33.45 325 321 Average

Mode	81	
	Band Edge	
	UNII-8_6875-7125_802.11be EHT20_CH233_Single RU 106/54_7115MHz	
ANT	CDD 9+15	
Pol.	Horizontal	Fundamental
Peak	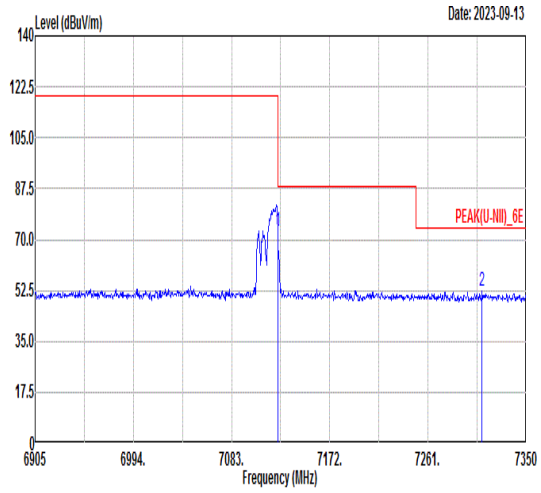 Freq Level Limit Line Margin Read Level Ant Factor Cable Loss Preamp Factor APos TPos Remark MHz dBuV/m dBuV/m dB dBuV dB/m dB dB cm deg 1 7125.00 73.05 88.20 -15.15 59.68 36.62 10.20 33.45 205 47 Peak 2 7309.95 52.07 74.00 -21.93 39.05 36.22 10.18 33.38 205 47 Peak	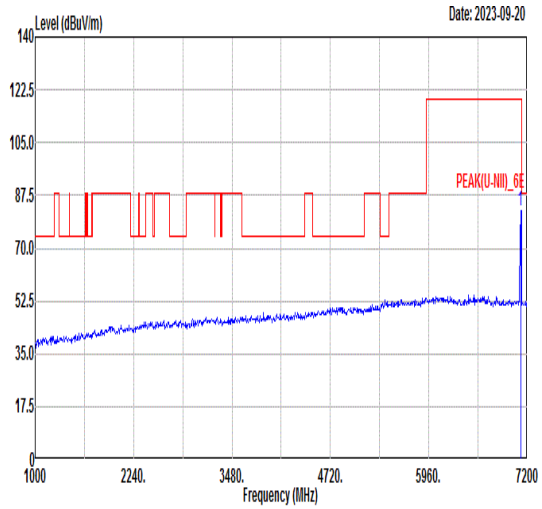 Freq Level Limit Line Margin Read Level Ant Factor Cable Loss Preamp Factor APos TPos Remark MHz dBuV/m dBuV/m dB dBuV dB/m dB dB cm deg 1 7115.00 82.39 ------ ------ 68.99 36.65 10.20 33.45 205 47 Peak
Avg	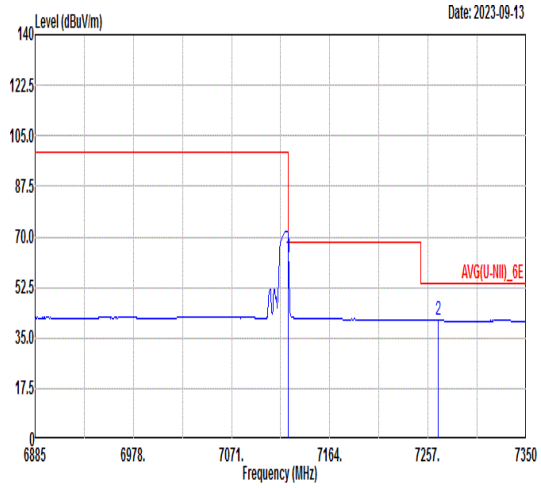 Freq Level Limit Line Margin Read Level Ant Factor Cable Loss Preamp Factor APos TPos Remark MHz dBuV/m dBuV/m dB dBuV dB/m dB dB cm deg 1 7125.00 62.68 68.20 -5.52 49.31 36.62 10.20 33.45 205 47 Average 2 7266.77 41.10 54.00 -12.90 28.00 36.31 10.18 33.39 205 47 Average	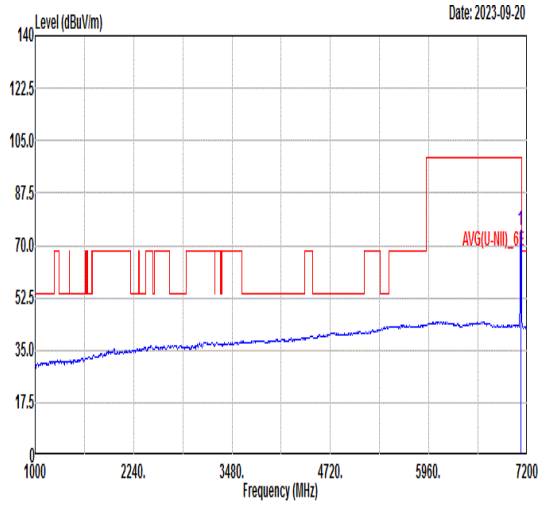 Freq Level Limit Line Margin Read Level Ant Factor Cable Loss Preamp Factor APos TPos Remark MHz dBuV/m dBuV/m dB dBuV dB/m dB dB cm deg 1 7115.00 75.07 ------ ------ 61.67 36.65 10.20 33.45 205 47 Average

Mode	81	
	Band Edge	
	UNII-8_6875-7125_802.11be EHT20_CH233_Single RU 106/54_7115MHz	
ANT	CDD 9+15	
Pol.	Vertical	Fundamental
Peak	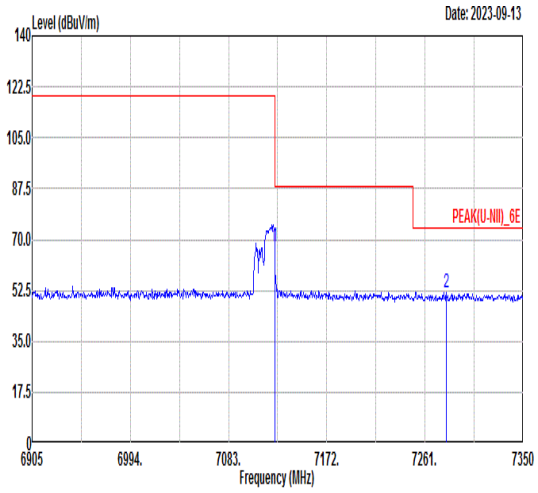 Freq Level Limit Line Margin Read Level Ant Factor Cable Loss Preamp Factor APos TPos Remark MHz dBuV/m dBuV/m dB dBuV dB/m dB dB cm deg 1 7125.00 67.58 88.20 -20.62 54.21 36.62 10.20 33.45 304 325 Peak 2 7280.14 51.87 74.00 -22.13 38.80 36.28 10.18 33.39 304 325 Peak	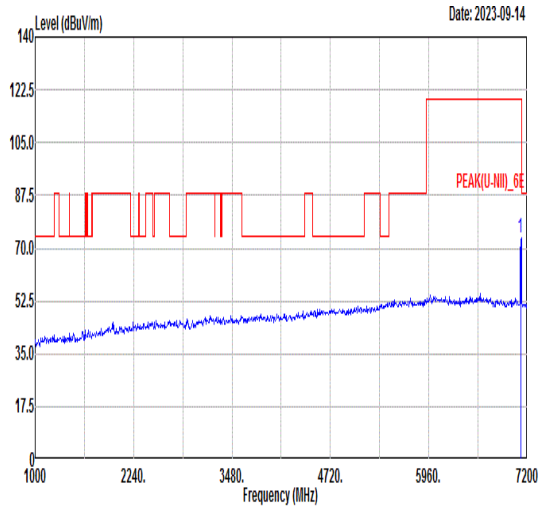 Freq Level Limit Line Margin Read Level Ant Factor Cable Loss Preamp Factor APos TPos Remark MHz dBuV/m dBuV/m dB dBuV dB/m dB dB cm deg 1 7115.00 73.18 ------ ------ 59.78 36.65 10.20 33.45 304 325 Peak
Avg	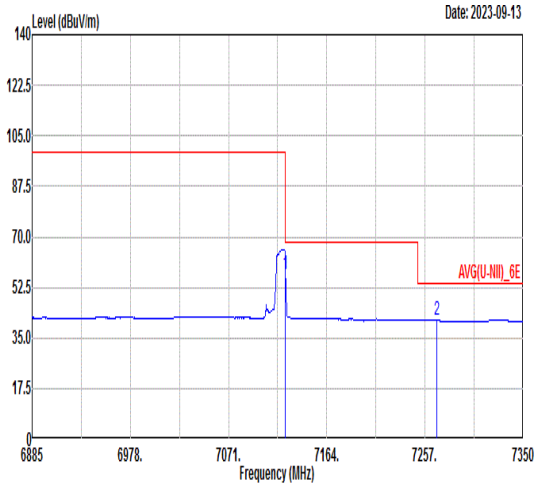 Freq Level Limit Line Margin Read Level Ant Factor Cable Loss Preamp Factor APos TPos Remark MHz dBuV/m dBuV/m dB dBuV dB/m dB dB cm deg 1 7125.00 57.10 68.20 -11.10 43.73 36.62 10.20 33.45 304 325 Average 2 7268.16 41.08 54.00 -12.92 27.98 36.31 10.18 33.39 304 325 Average	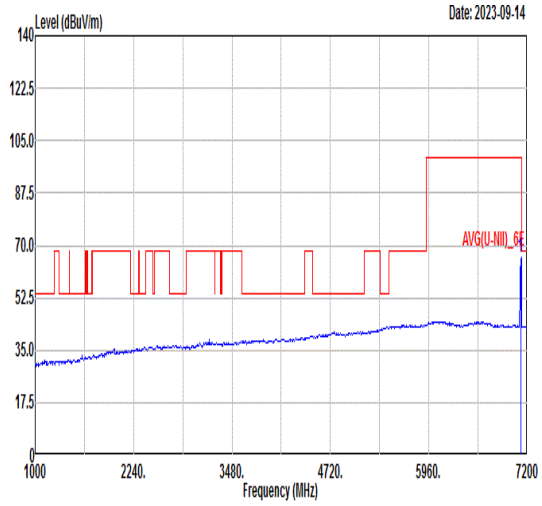 Freq Level Limit Line Margin Read Level Ant Factor Cable Loss Preamp Factor APos TPos Remark MHz dBuV/m dBuV/m dB dBuV dB/m dB dB cm deg 1 7115.00 65.88 ------ ------ 52.48 36.65 10.20 33.45 304 325 Average

Mode	82	
	Band Edge	
	UNII-8_6875-7125_802.11be EHT20_CH233_Small RU 52+26 39+7_7115MHz	
ANT	CDD 9+15	
Pol.	Horizontal	Fundamental
Peak	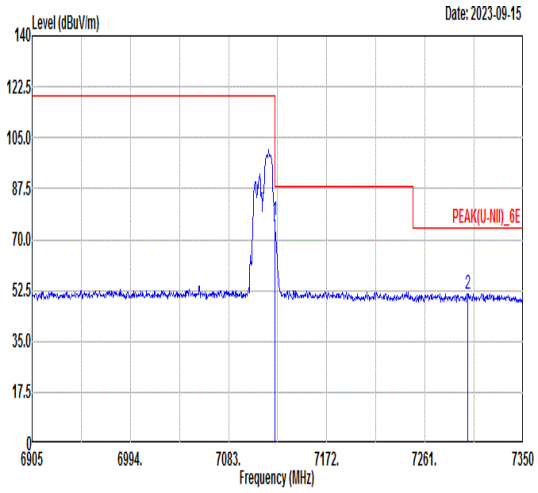 Freq Level Limit Line Margin Read Level Ant Factor Cable Loss Preamp Factor APos TPos Remark MHz dBuV/m dBuV/m dB dBuV dB/m dB dB cm deg 1 7125.00 76.68 88.20 -11.52 63.31 36.62 10.20 33.45 100 56 Peak 2 7299.72 51.45 74.00 -22.55 38.41 36.24 10.18 33.38 100 56 Peak	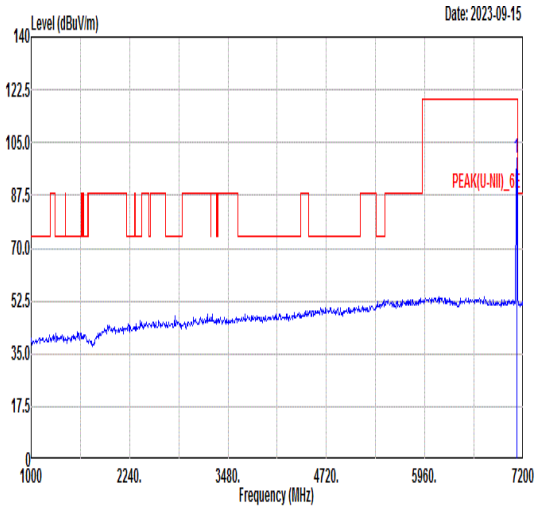 Freq Level Limit Line Margin Read Level Ant Factor Cable Loss Preamp Factor APos TPos Remark MHz dBuV/m dBuV/m dB dBuV dB/m dB dB cm deg 1 7115.00 99.96 ------ ------ 86.56 36.65 10.20 33.45 100 56 Peak
Avg	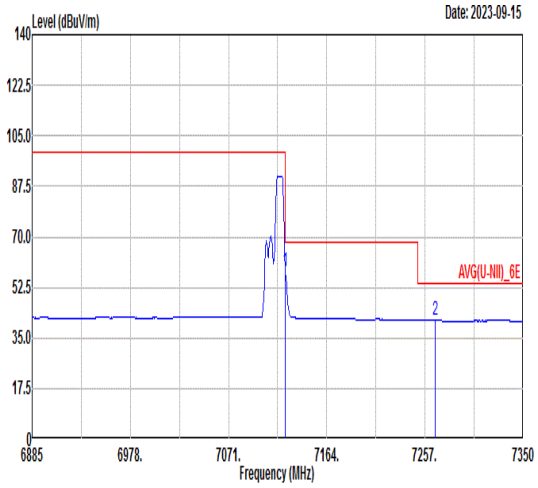 Freq Level Limit Line Margin Read Level Ant Factor Cable Loss Preamp Factor APos TPos Remark MHz dBuV/m dBuV/m dB dBuV dB/m dB dB cm deg 1 7125.00 58.36 68.20 -9.84 44.99 36.62 10.20 33.45 100 56 Average 2 7266.30 41.13 54.00 -12.87 28.03 36.31 10.18 33.39 100 56 Average	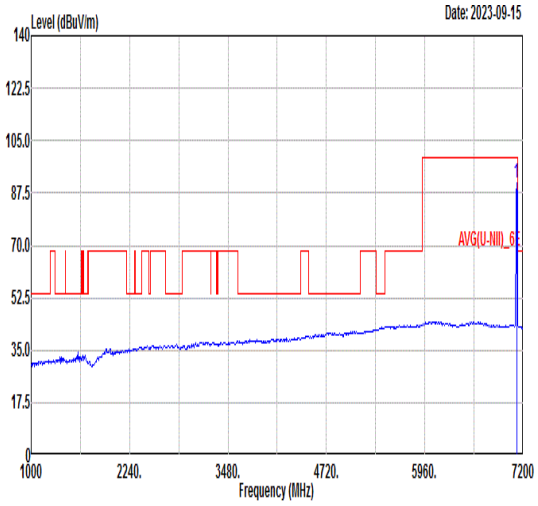 Freq Level Limit Line Margin Read Level Ant Factor Cable Loss Preamp Factor APos TPos Remark MHz dBuV/m dBuV/m dB dBuV dB/m dB dB cm deg 1 7115.00 91.03 ------ ------ 77.63 36.65 10.20 33.45 100 56 Average

Mode	82	
	Band Edge	
	UNII-8_6875-7125_802.11be EHT20_CH233_Small RU 52+26 39+7_7115MHz	
ANT	CDD 9+15	
Pol.	Vertical	Fundamental
Peak	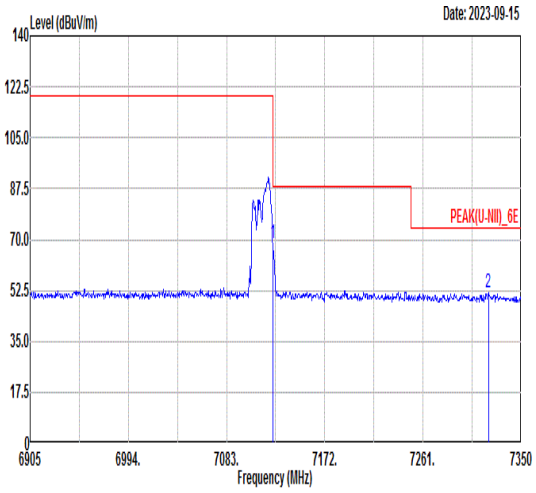 Freq Level Limit Line Margin Read Level Ant Factor Cable Loss Preamp Factor APos TPos Remark MHz dBuV/m dBuV/m dB dBuV dB/m dB dB cm deg 1 7125.00 68.88 88.20 -19.32 55.51 36.62 10.20 33.45 267 320 Peak 2 7320.19 51.65 74.00 -22.35 38.64 36.20 10.18 33.37 267 320 Peak	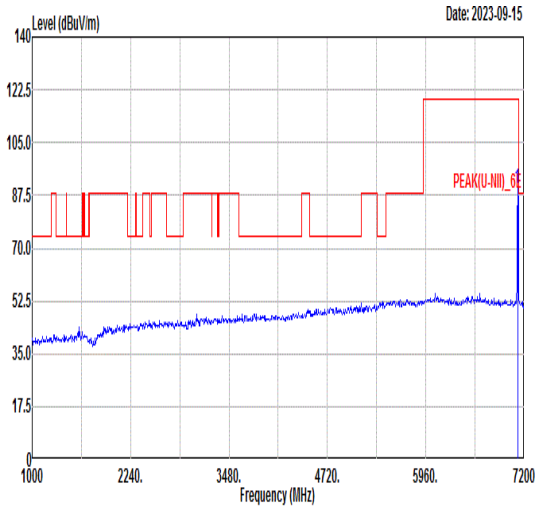 Freq Level Limit Line Margin Read Level Ant Factor Cable Loss Preamp Factor APos TPos Remark MHz dBuV/m dBuV/m dB dBuV dB/m dB dB cm deg 1 7115.00 89.59 ------ ------ 76.19 36.65 10.20 33.45 267 320 Peak
Avg	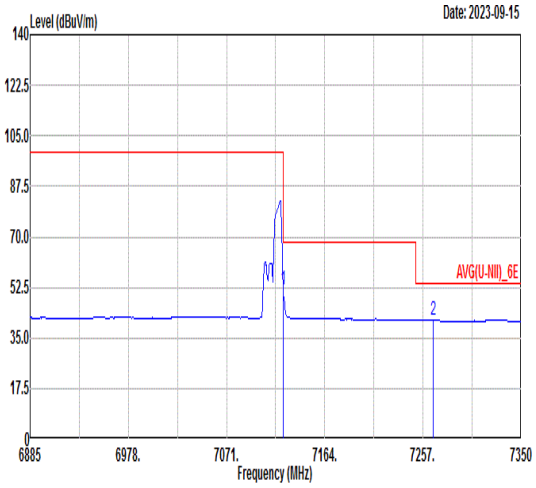 Freq Level Limit Line Margin Read Level Ant Factor Cable Loss Preamp Factor APos TPos Remark MHz dBuV/m dBuV/m dB dBuV dB/m dB dB cm deg 1 7125.00 51.74 68.20 -16.46 38.37 36.62 10.20 33.45 267 320 Average 2 7266.77 41.11 54.00 -12.89 28.01 36.31 10.18 33.39 267 320 Average	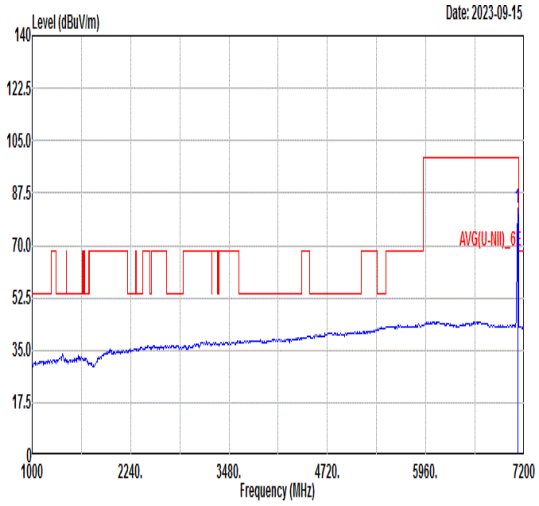 Freq Level Limit Line Margin Read Level Ant Factor Cable Loss Preamp Factor APos TPos Remark MHz dBuV/m dBuV/m dB dBuV dB/m dB dB cm deg 1 7115.00 82.37 ------ ------ 68.97 36.65 10.20 33.45 267 320 Average

Mode	83	
	Band Edge	
	UNII-8_6875-7125_802.11be EHT20_CH233_Small RU 106+26 54+4_7115MHz	
ANT	CDD 9+15	
Pol.	Horizontal	Fundamental
Peak	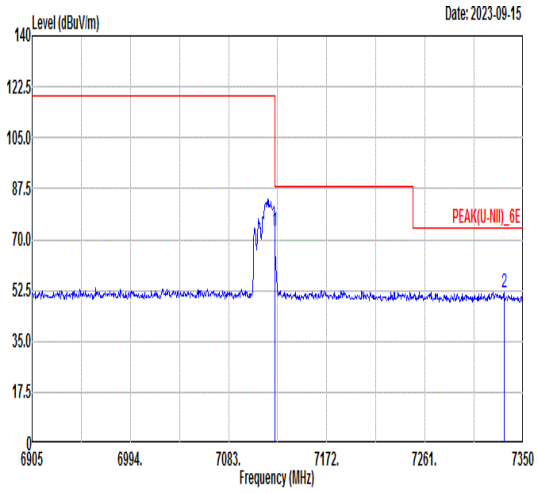 Freq Level Limit Line Margin Read Level Ant Factor Cable Loss Preamp Factor APos TPos Remark MHz dBuV/m dBuV/m dB dBuV dB/m dB dB cm deg 1 7125.00 73.02 88.20 -15.18 59.65 36.62 10.20 33.45 100 58 Peak 2 7332.65 51.79 74.00 -22.21 38.81 36.17 10.18 33.37 100 58 Peak	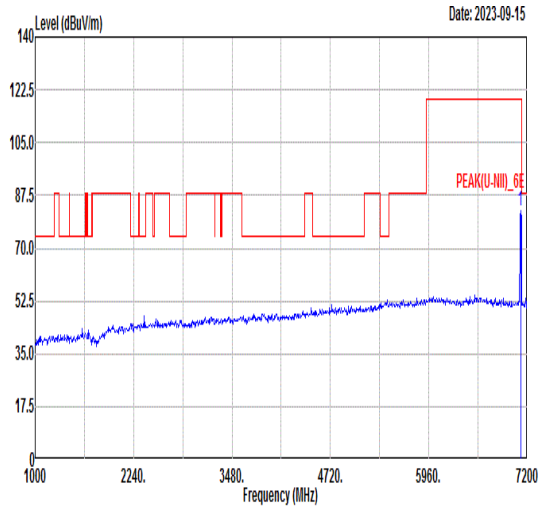 Freq Level Limit Line Margin Read Level Ant Factor Cable Loss Preamp Factor APos TPos Remark MHz dBuV/m dBuV/m dB dBuV dB/m dB dB cm deg 1 7115.00 82.34 ------ ------ 68.94 36.65 10.20 33.45 100 58 Peak
Avg	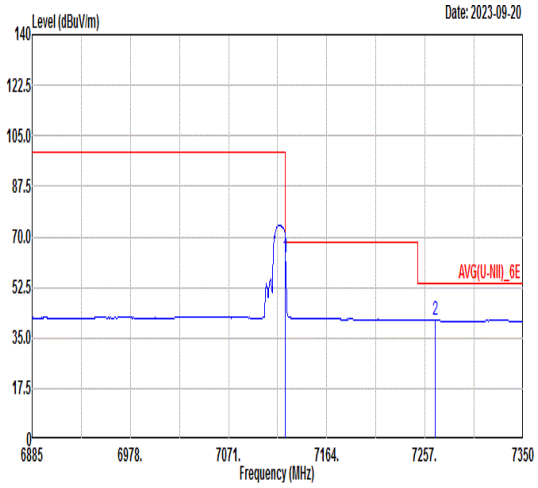 Freq Level Limit Line Margin Read Level Ant Factor Cable Loss Preamp Factor APos TPos Remark MHz dBuV/m dBuV/m dB dBuV dB/m dB dB cm deg 1 7125.00 62.60 68.20 -5.60 49.23 36.62 10.20 33.45 100 58 Average 2 7266.30 41.10 54.00 -12.90 28.00 36.31 10.18 33.39 100 58 Average	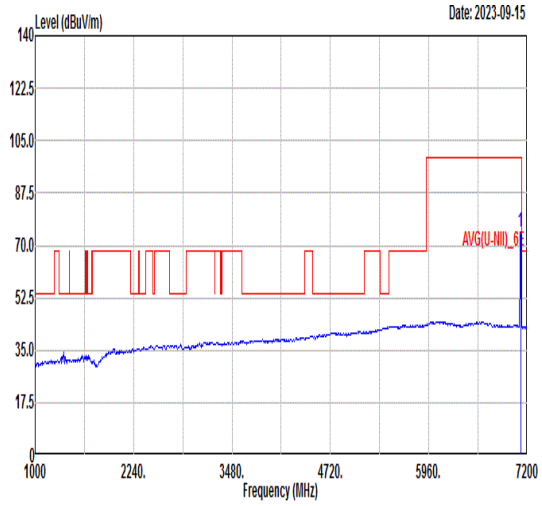 Freq Level Limit Line Margin Read Level Ant Factor Cable Loss Preamp Factor APos TPos Remark MHz dBuV/m dBuV/m dB dBuV dB/m dB dB cm deg 1 7115.00 74.25 ------ ------ 60.85 36.65 10.20 33.45 100 58 Average

Mode	83	
	Band Edge	
	UNII-8_6875-7125_802.11be EHT20_CH233_Small RU 106+26 54+4_7115MHz	
ANT	CDD 9+15	
Pol.	Vertical	Fundamental
Peak	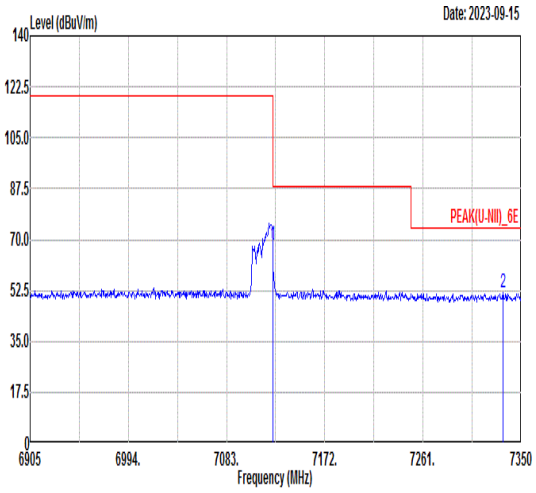 Freq Level Limit Line Margin Read Level Ant Factor Cable Loss Preamp Factor APos TPos Remark MHz dBuV/m dBuV/m dB dBuV dB/m dB dB cm deg 1 7125.00 68.01 88.20 -20.19 54.64 36.62 10.20 33.45 266 320 Peak 2 7333.54 51.64 74.00 -22.36 38.66 36.17 10.18 33.37 266 320 Peak	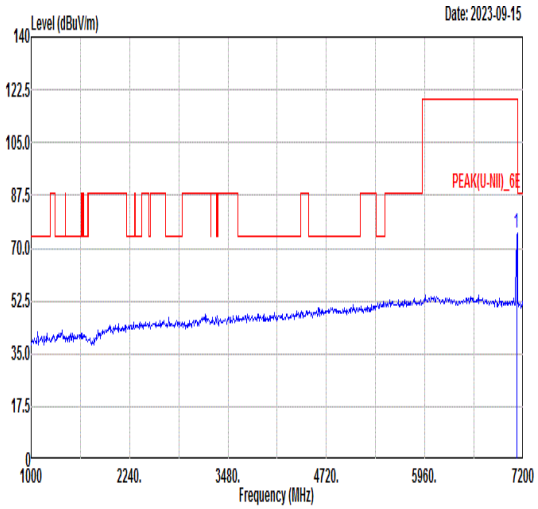 Freq Level Limit Line Margin Read Level Ant Factor Cable Loss Preamp Factor APos TPos Remark MHz dBuV/m dBuV/m dB dBuV dB/m dB dB cm deg 1 7115.00 75.27 ------ ------ 61.87 36.65 10.20 33.45 266 320 Peak
Avg	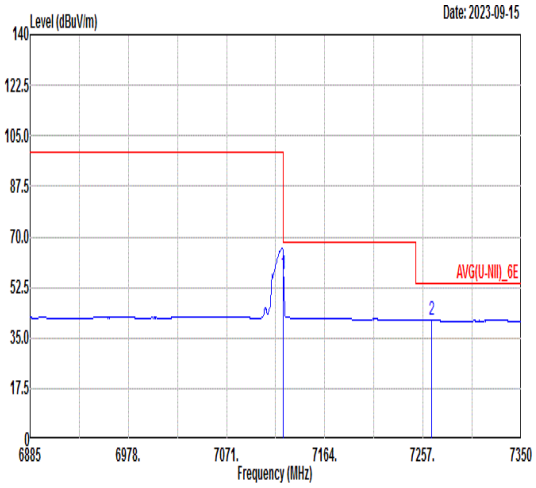 Freq Level Limit Line Margin Read Level Ant Factor Cable Loss Preamp Factor APos TPos Remark MHz dBuV/m dBuV/m dB dBuV dB/m dB dB cm deg 1 7125.00 57.18 68.20 -11.02 43.81 36.62 10.20 33.45 266 320 Average 2 7265.37 41.16 54.00 -12.84 28.05 36.32 10.18 33.39 266 320 Average	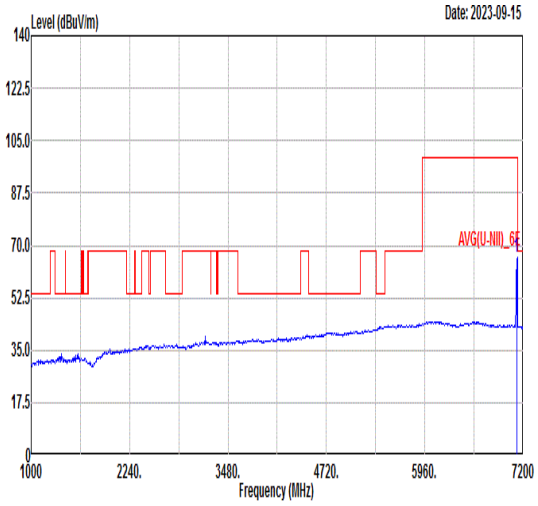 Freq Level Limit Line Margin Read Level Ant Factor Cable Loss Preamp Factor APos TPos Remark MHz dBuV/m dBuV/m dB dBuV dB/m dB dB cm deg 1 7115.00 66.23 99.20 -32.97 52.83 36.65 10.20 33.45 266 320 Average

Mode	87	
	Harmonic	
	UNII-5_5925-6425_802.11be EHT40_CH43_Full_6165MHz	
ANT	CDD 9+15	
Pol.	Horizontal	Vertical
Peak Avg	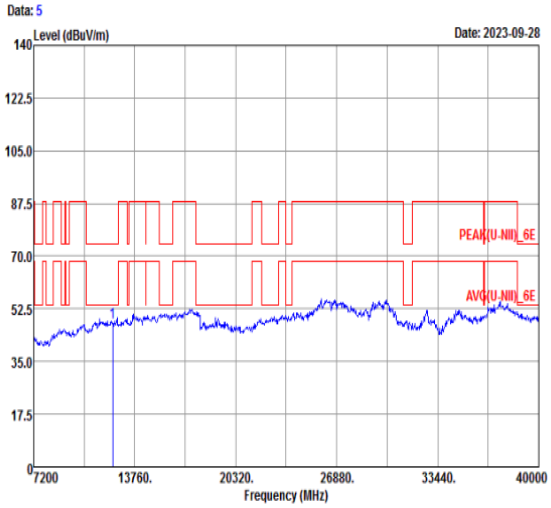 Freq Level Over Limit Limit Line ReadAntenna Level Cable Loss Preamp Factor A/Pos T/Pos Remark MHz dBuV/m dB dBuV/m dBuV dB/m dB dB cm deg 1 * 12330.00 47.92 -26.08 74.00 58.57 39.57 13.35 63.57 --- --- Peak	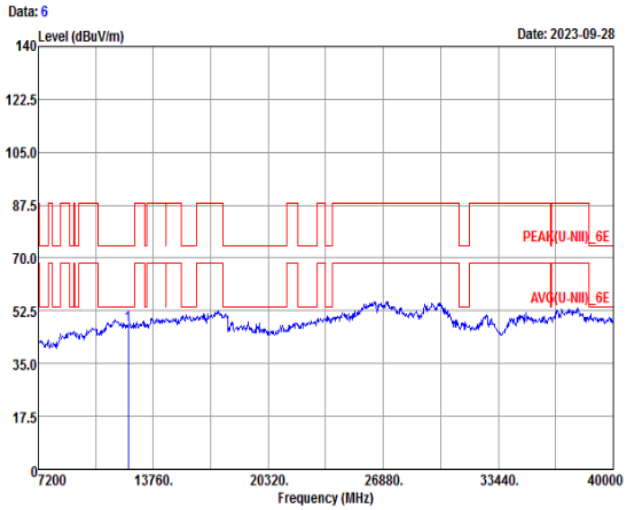 Freq Level Over Limit Limit Line ReadAntenna Level Cable Loss Preamp Factor A/Pos T/Pos Remark MHz dBuV/m dB dBuV/m dBuV dB/m dB dB cm deg 1 * 12330.00 47.39 -26.61 74.00 58.04 39.57 13.35 63.57 --- --- Peak

Mode	88	
	Harmonic	
	UNII-5_5925-6425_802.11be EHT40_CH91_Full_6405MHz	
ANT	CDD 9+15	
Pol.	Horizontal	Vertical
Peak Avg	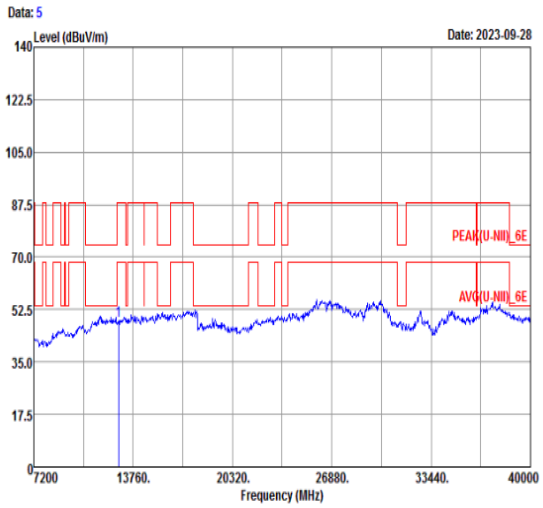 Freq Level Over Limit Limit Line ReadAntenna Level Cable Loss Preamp Factor A/Pos T/Pos Remark MHz dBuV/m dB dBuV/m dBuV dB/m dB dB cm deg 1 * 12810.00 48.89 -39.31 88.20 59.28 39.81 13.50 63.70 --- --- Peak	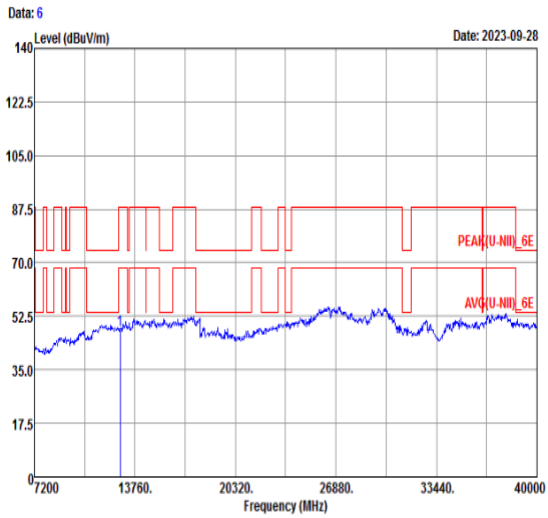 Freq Level Over Limit Limit Line ReadAntenna Level Cable Loss Preamp Factor A/Pos T/Pos Remark MHz dBuV/m dB dBuV/m dBuV dB/m dB dB cm deg 1 * 12810.00 48.06 -40.14 88.20 58.45 39.81 13.50 63.70 --- --- Peak

Mode	89	
	Harmonic	
	UNII-6_6425-6525_802.11be EHT40_CH99_Full_6445MHz	
ANT	CDD 9+15	
Pol.	Horizontal	Vertical
Peak Avg	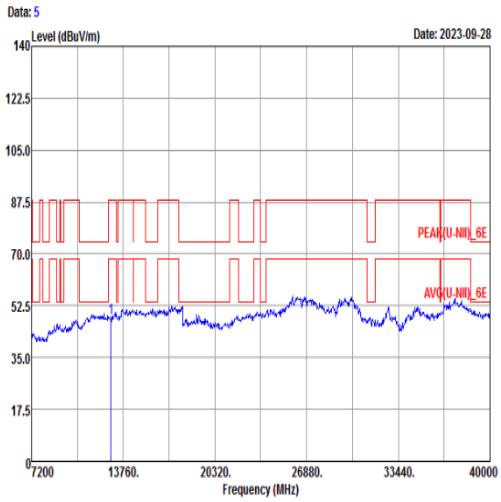 Freq Level Over Limit Limit Line ReadAntenna Level Cable Loss Preamp Factor A/Pos T/Pos Remark MHz dBuV/m dB dBuV/m dBuV dB/m dB dB cm deg 1 * 12890.00 48.31 -39.89 88.20 58.67 39.85 13.52 63.73 --- --- Peak	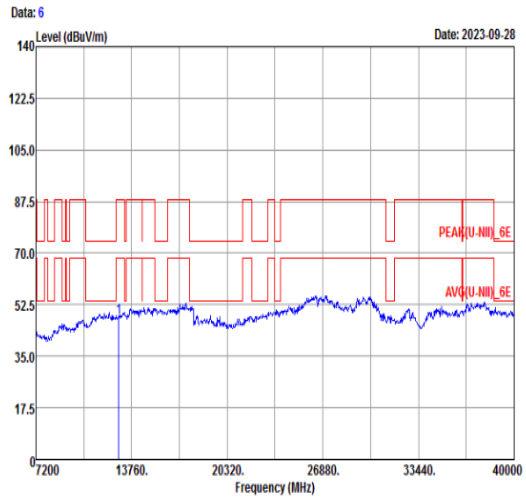 Freq Level Over Limit Limit Line ReadAntenna Level Cable Loss Preamp Factor A/Pos T/Pos Remark MHz dBuV/m dB dBuV/m dBuV dB/m dB dB cm deg 1 * 12890.00 48.00 -40.20 88.20 58.36 39.85 13.52 63.73 --- --- Peak

Mode	90	
	Harmonic	
	UNII-6_6425-6525_802.11be EHT40_CH107_Full_6485MHz	
ANT	CDD 9+15	
Pol.	Horizontal	Vertical
Peak Avg	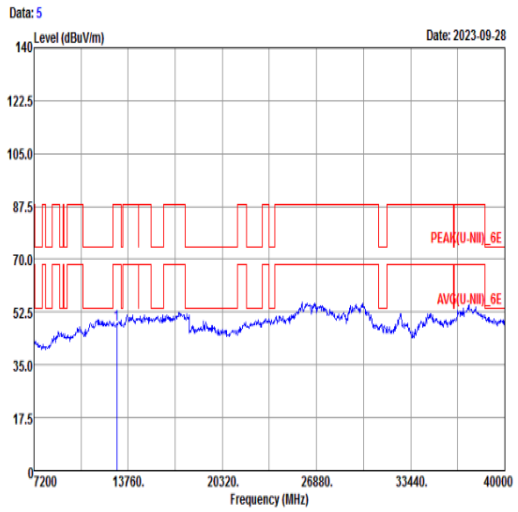 Freq Level Over Limit Limit Line ReadAntenna Level Factor Cable Loss Preamp Factor A/Pos T/Pos Remark MHz dBuV/m dB dBuV/m dBuV dB/m dB dB cm deg 1 * 12970.00 48.40 -39.80 88.20 58.71 39.89 13.55 63.75 --- --- Peak	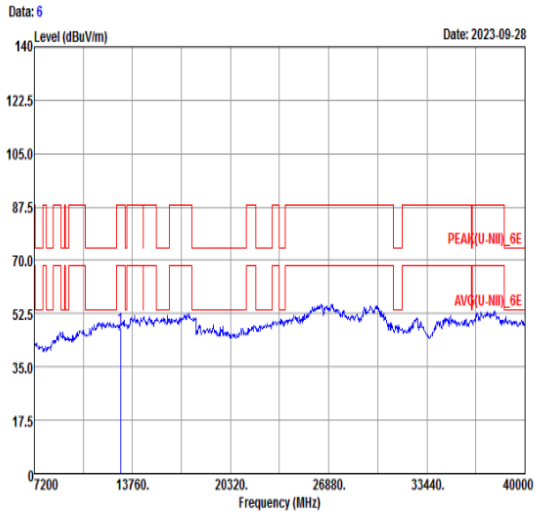 Freq Level Over Limit Limit Line ReadAntenna Level Factor Cable Loss Preamp Factor A/Pos T/Pos Remark MHz dBuV/m dB dBuV/m dBuV dB/m dB dB cm deg 1 * 12970.00 47.94 -40.26 88.20 58.25 39.89 13.55 63.75 --- --- Peak

Mode	91	
	Harmonic	
	UNII-7_6525-6875_802.11be EHT40_CH123_Full_6565MHz	
ANT	CDD 9+15	
Pol.	Horizontal	Vertical
Peak Avg	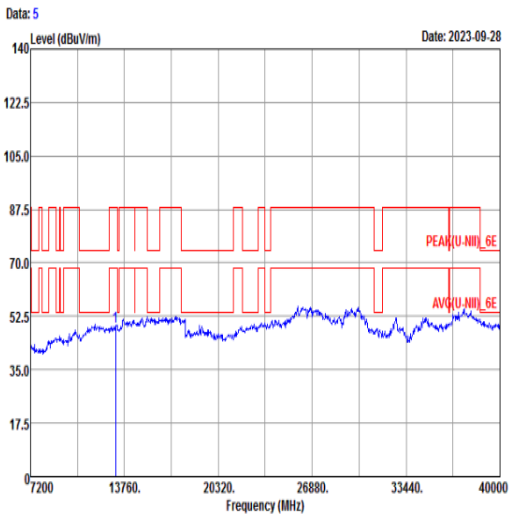 Freq Level Over Limit Limit Line ReadAntenna Level Factor Cable Loss Preamp Factor A/Pos T/Pos Remark MHz dBuV/m dB dBuV/m dBuV dB/m dB dB cm deg 1 * 13130.00 49.24 -38.96 88.20 59.44 39.98 13.60 63.78 --- --- Peak	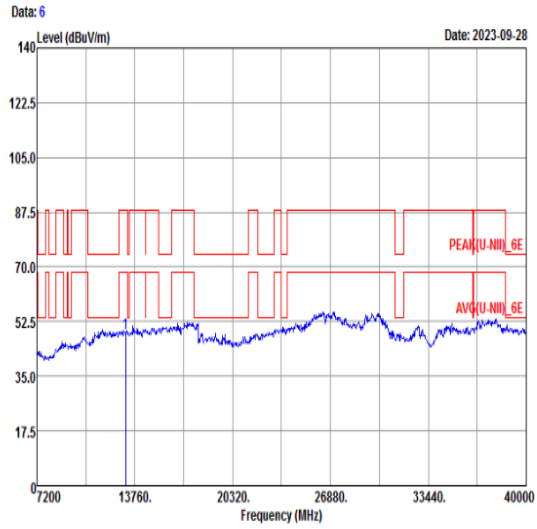 Freq Level Over Limit Limit Line ReadAntenna Level Factor Cable Loss Preamp Factor A/Pos T/Pos Remark MHz dBuV/m dB dBuV/m dBuV dB/m dB dB cm deg 1 * 13130.00 48.59 -39.61 88.20 58.79 39.98 13.60 63.78 --- --- Peak

Mode	92	
	Harmonic	
	UNII-7_6525-6875_802.11be EHT40_CH147_Full_6685MHz	
ANT	CDD 9+15	
Pol.	Horizontal	Vertical
Peak Avg	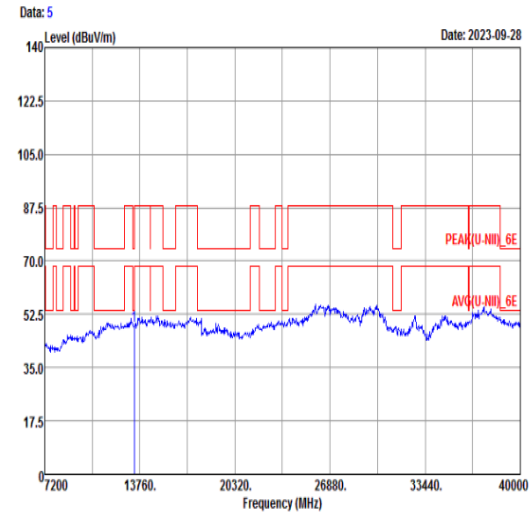 Freq Level Over Limit Limit Line ReadAntenna Level Factor Cable Loss Preamp Factor A/Pos T/Pos Remark MHz dBuV/m dB dBuV/m dBuV dB/m dB dB cm deg 1 * 13370.00 48.79 -25.21 74.00 58.82 40.12 13.67 63.82 --- --- Peak	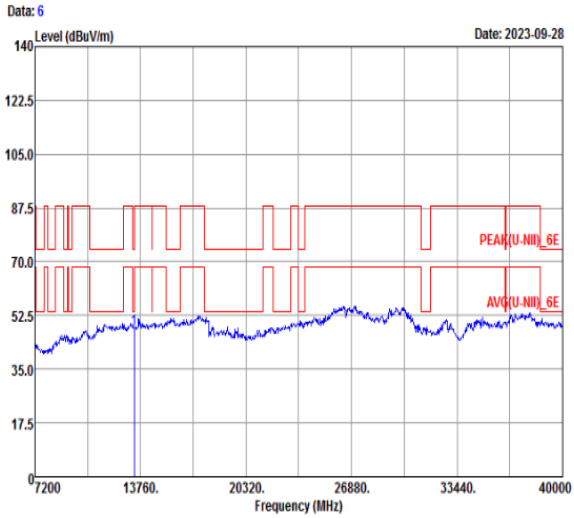 Freq Level Over Limit Limit Line ReadAntenna Level Factor Cable Loss Preamp Factor A/Pos T/Pos Remark MHz dBuV/m dB dBuV/m dBuV dB/m dB dB cm deg 1 * 13370.00 47.82 -26.18 74.00 57.85 40.12 13.67 63.82 --- --- Peak

Mode	93	
	Harmonic	
	UNII-7_6525-6875_802.11be EHT40_CH179_Full_6845MHz	
ANT	CDD 9+15	
Pol.	Horizontal	Vertical
Peak Avg	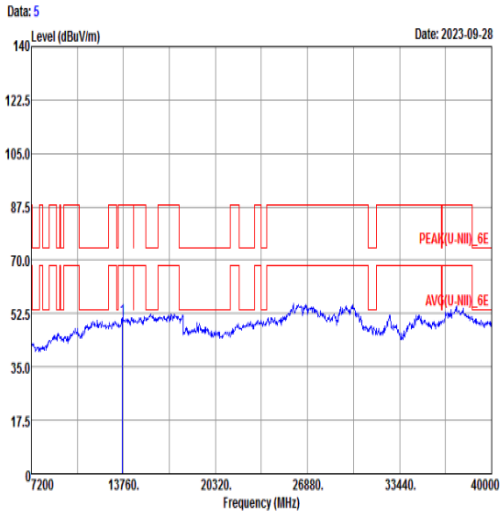 Freq Level Over Limit Limit Line ReadAntenna Level Factor Cable Loss Preamp Factor A/Pos T/Pos Remark MHz dBuV/m dB dBuV/m dBuV dB/m dB dB cm deg 1 * 13690.00 50.63 -37.57 88.20 60.41 40.31 13.77 63.86 --- --- Peak	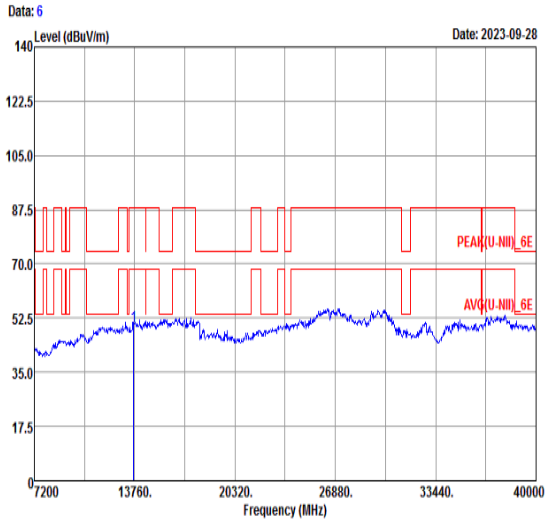 Freq Level Over Limit Limit Line ReadAntenna Level Factor Cable Loss Preamp Factor A/Pos T/Pos Remark MHz dBuV/m dB dBuV/m dBuV dB/m dB dB cm deg 1 * 13690.00 50.07 -38.13 88.20 59.85 40.31 13.77 63.86 --- --- Peak

Mode	94	
	Harmonic	
	UNII-8_6875-7125_802.11be EHT40_CH195_Full_6925MHz	
ANT	CDD 9+15	
Pol.	Horizontal	Vertical
Peak Avg	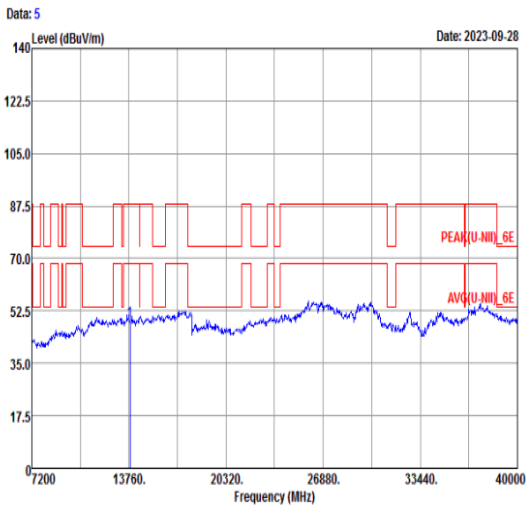 Freq Level Over Limit Limit Line ReadAntenna Level Factor Cable Loss Preamp Factor A/Pos T/Pos Remark MHz dBuV/m dB dBuV/m dBuV dB/m dB dB cm deg 1 * 13850.00 49.18 -39.02 88.20 58.84 40.41 13.82 63.89 --- --- Peak	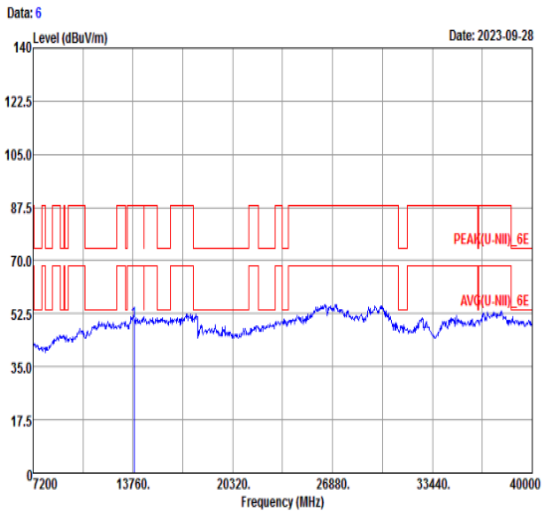 Freq Level Over Limit Limit Line ReadAntenna Level Factor Cable Loss Preamp Factor A/Pos T/Pos Remark MHz dBuV/m dB dBuV/m dBuV dB/m dB dB cm deg 1 * 13850.00 49.96 -38.24 88.20 59.62 40.41 13.82 63.89 --- --- Peak

Mode	95	
	Harmonic	
	UNII-8_6875-7125_802.11be EHT40_CH203_Full_6965MHz	
ANT	CDD 9+15	
Pol.	Horizontal	Vertical
Peak Avg	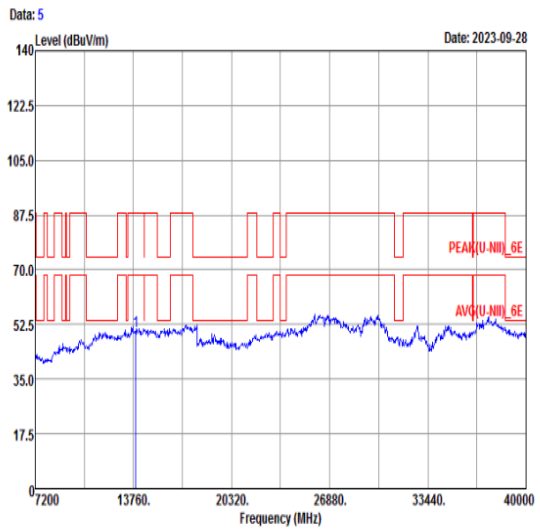 Freq Level Over Limit Limit Line ReadAntenna Level Cable Loss Preamp Factor A/Pos T/Pos Remark MHz dBuV/m dB dBuV/m dBuV dB/m dB dB cm deg 1 * 13930.00 50.41 -37.79 88.20 59.99 40.46 13.86 63.90 --- --- Peak	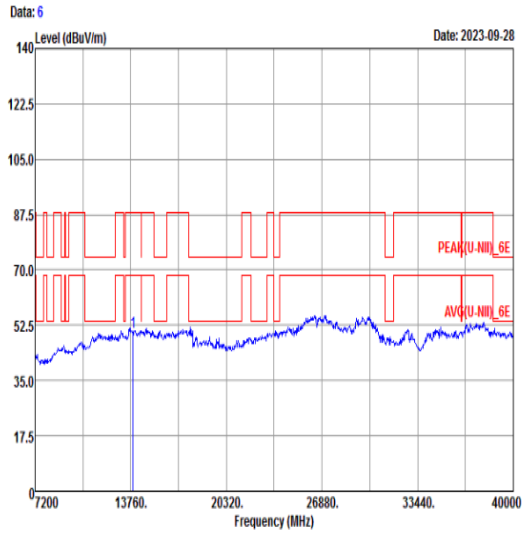 Freq Level Over Limit Limit Line ReadAntenna Level Cable Loss Preamp Factor A/Pos T/Pos Remark MHz dBuV/m dB dBuV/m dBuV dB/m dB dB cm deg 1 * 13930.00 50.26 -37.94 88.20 59.84 40.46 13.86 63.90 --- --- Peak

Mode	96	
	Harmonic	
	UNII-5_5925-6425_802.11be EHT80_CH39_Full_6145MHz	
ANT	CDD 9+15	
Pol.	Horizontal	Vertical
Peak Avg	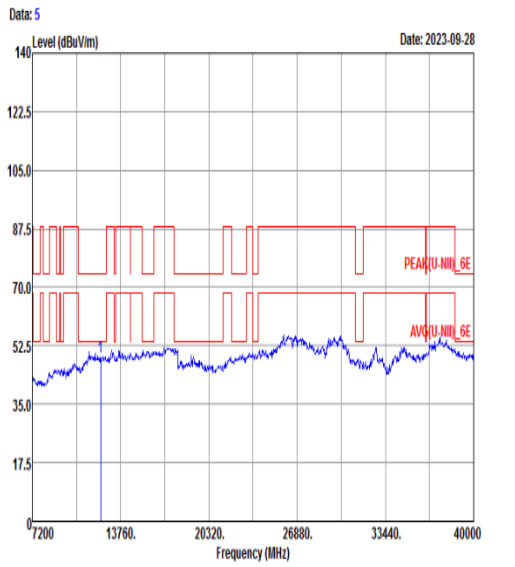 Freq Level Over Limit Limit Line ReadAntenna Level Cable Loss Preamp Factor A/Pos T/Pos Remark MHz dBuV/m dB dBuV/m dBuV dB/m dB dB cm deg 1 * 12290.00 49.06 -24.94 74.00 59.73 39.55 13.33 63.55 --- --- Peak	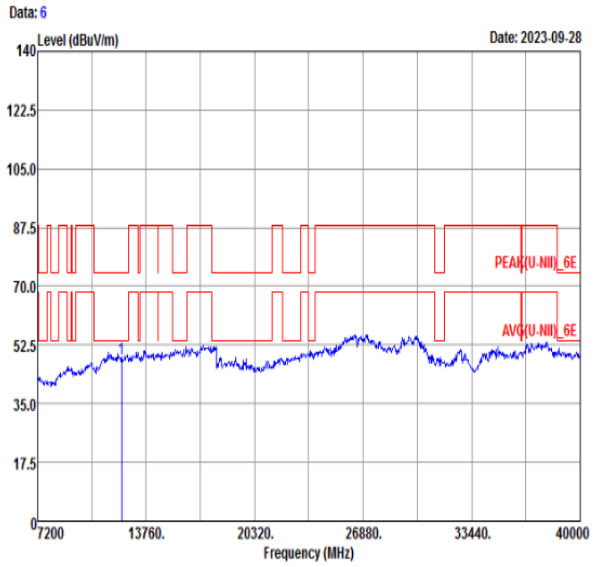 Freq Level Over Limit Limit Line ReadAntenna Level Cable Loss Preamp Factor A/Pos T/Pos Remark MHz dBuV/m dB dBuV/m dBuV dB/m dB dB cm deg 1 * 12290.00 48.49 -25.51 74.00 59.16 39.55 13.33 63.55 --- --- Peak

Mode	97	
	Harmonic	
	UNII-5_5925-6425_802.11be EHT80_CH87_Full_6385MHz	
ANT	CDD 9+15	
Pol.	Horizontal	Vertical
Peak Avg	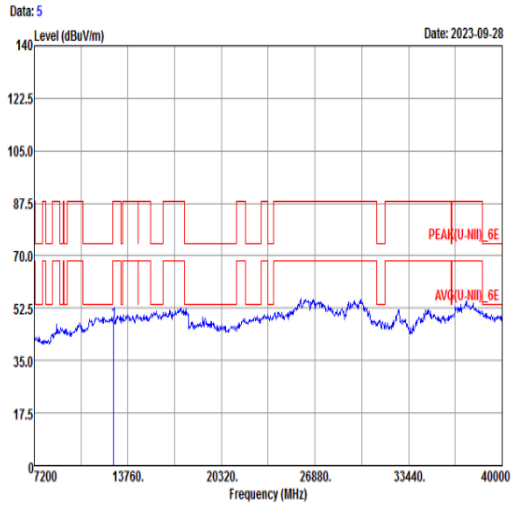 Freq Level Over Limit Limit Line ReadAntenna Level Cable Loss Preamp Factor A/Pos T/Pos Remark MHz dBuV/m dB dBuV/m dBuV dB/m dB dB cm deg 1 * 12770.00 47.97 -40.23 88.20 58.39 39.78 13.49 63.69 --- --- Peak	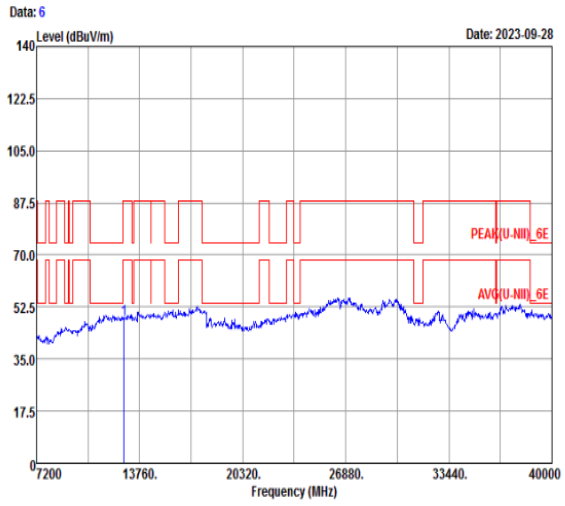 Freq Level Over Limit Limit Line ReadAntenna Level Cable Loss Preamp Factor A/Pos T/Pos Remark MHz dBuV/m dB dBuV/m dBuV dB/m dB dB cm deg 1 * 12770.00 48.49 -39.71 88.20 58.91 39.78 13.49 63.69 --- --- Peak

Mode	98	
	Harmonic	
	UNII-6_6425-6525_802.11be EHT80_CH103_Full_6465MHz	
ANT	CDD 9+15	
Pol.	Horizontal	Vertical
Peak Avg	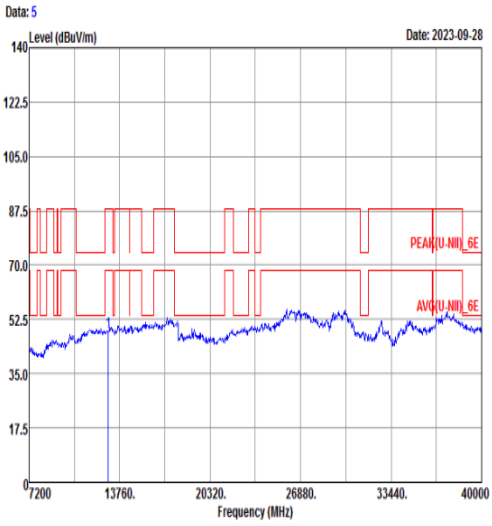 Freq Level Over Limit Limit Line ReadAntenna Level Cable Loss Preamp Factor A/Pos T/Pos Remark MHz dBuV/m dB dBuV/m dBuV dB/m dB dB cm deg 1 * 12930.00 48.44 -39.76 88.20 58.77 39.87 13.54 63.74 --- --- Peak	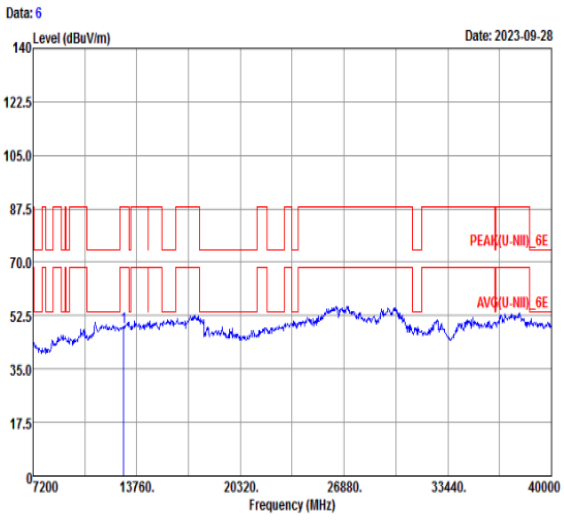 Freq Level Over Limit Limit Line ReadAntenna Level Cable Loss Preamp Factor A/Pos T/Pos Remark MHz dBuV/m dB dBuV/m dBuV dB/m dB dB cm deg 1 * 12930.00 48.77 -39.43 88.20 59.10 39.87 13.54 63.74 --- --- Peak

Mode	99	
	Harmonic	
	UNII-7_6525-6875_802.11be EHT80_CH135_Full_6625MHz	
ANT	CDD 9+15	
Pol.	Horizontal	Vertical
Peak Avg	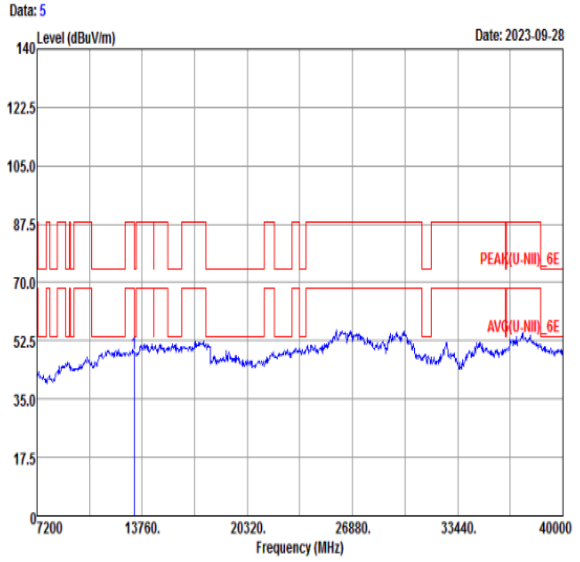 Freq Level Over Limit Limit Line ReadAntenna Level Factor Cable Loss Preamp Factor A/Pos T/Pos Remark MHz dBuV/m dB dBuV/m dBuV dB/m dB dB cm deg 1 * 13250.00 48.92 -25.08 74.00 59.03 40.05 13.64 63.80 --- --- Peak	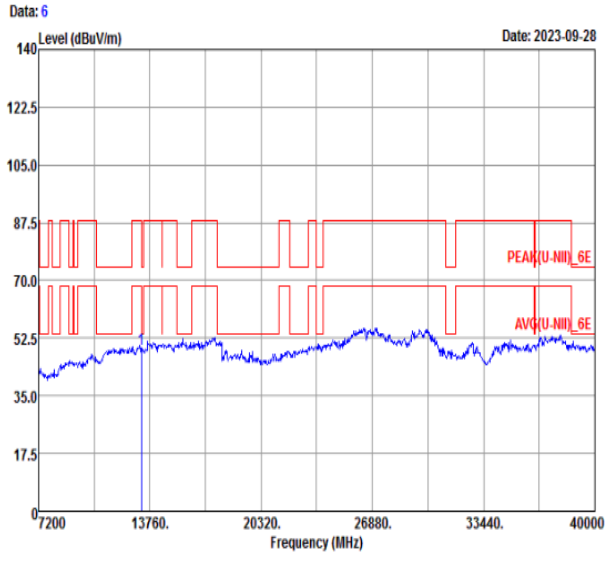 Freq Level Over Limit Limit Line ReadAntenna Level Factor Cable Loss Preamp Factor A/Pos T/Pos Remark MHz dBuV/m dB dBuV/m dBuV dB/m dB dB cm deg 1 * 13250.00 49.11 -24.89 74.00 59.22 40.05 13.64 63.80 --- --- Peak

Mode	100	
	Harmonic	
	UNII-7_6525-6875_802.11be EHT80_CH151_Full_6705MHz	
ANT	CDD 9+15	
Pol.	Horizontal	Vertical
Peak Avg	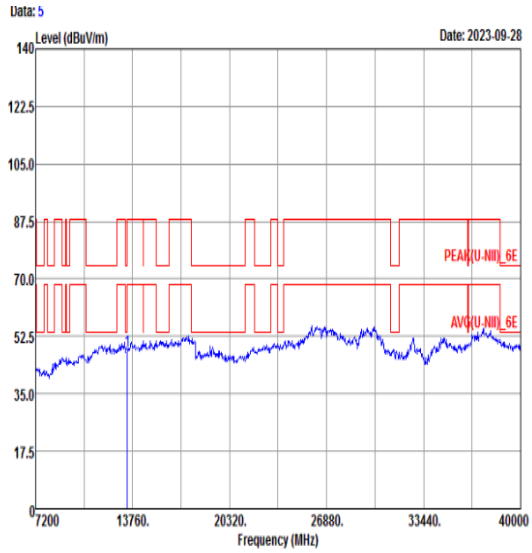 Freq Level Over Limit Limit Line ReadAntenna Level Factor Cable Loss Preamp Factor A/Pos T/Pos Remark MHz dBuV/m dB dBuV/m dBuV dB/m dB dB cm deg 1 * 13410.00 48.04 -40.16 88.20 58.03 40.15 13.68 63.82 --- --- Peak	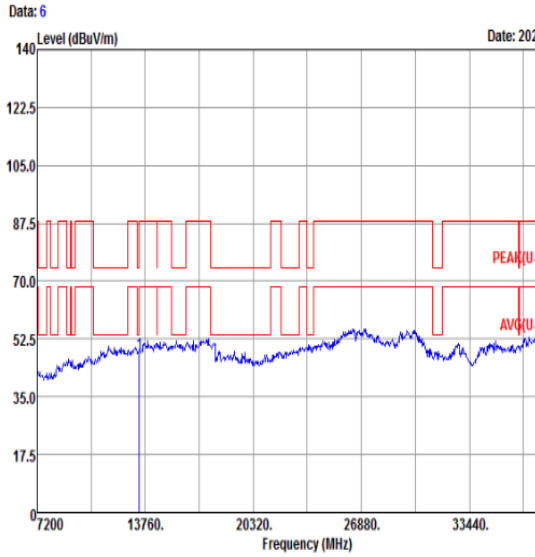 Freq Level Over Limit Limit Line ReadAntenna Level Factor Cable Loss Preamp Factor A/Pos T/Pos Remark MHz dBuV/m dB dBuV/m dBuV dB/m dB dB cm deg 1 * 13410.00 47.81 -40.39 88.20 57.80 40.15 13.68 63.82 --- --- Peak

Mode	101	
	Harmonic	
	UNII-7_6525-6875_802.11be EHT80_CH167_Full_6785MHz	
ANT	CDD 9+15	
Pol.	Horizontal	Vertical
Peak Avg	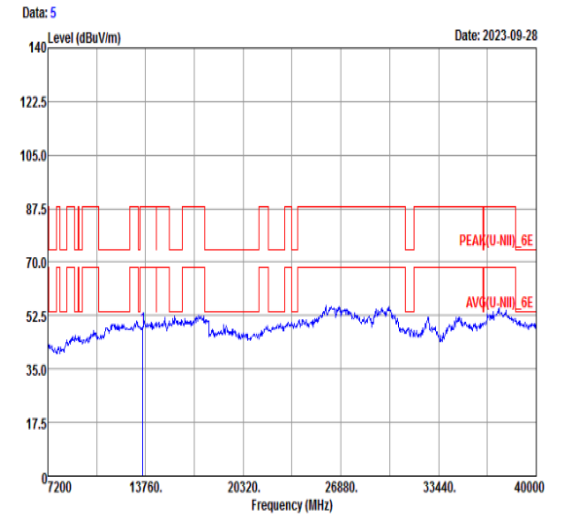 Freq Level Over Limit Limit Line ReadAntenna Level Cable Loss Preamp Factor A/Pos T/Pos Remark MHz dBuV/m dB dBuV/m dBuV dB/m dB dB cm deg 1 * 13570.00 48.68 -39.52 88.20 58.56 40.24 13.73 63.85 --- --- Peak	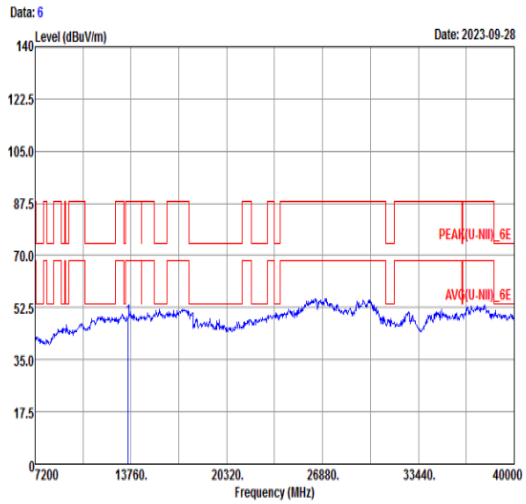 Freq Level Over Limit Limit Line ReadAntenna Level Cable Loss Preamp Factor A/Pos T/Pos Remark MHz dBuV/m dB dBuV/m dBuV dB/m dB dB cm deg 1 * 13570.00 48.90 -39.30 88.20 58.78 40.24 13.73 63.85 --- --- Peak

Mode	102	
	Harmonic	
	UNII-8_6875-7125_802.11be EHT80_CH199_Full_6945MHz	
ANT	CDD 9+15	
Pol.	Horizontal	Vertical
Peak Avg	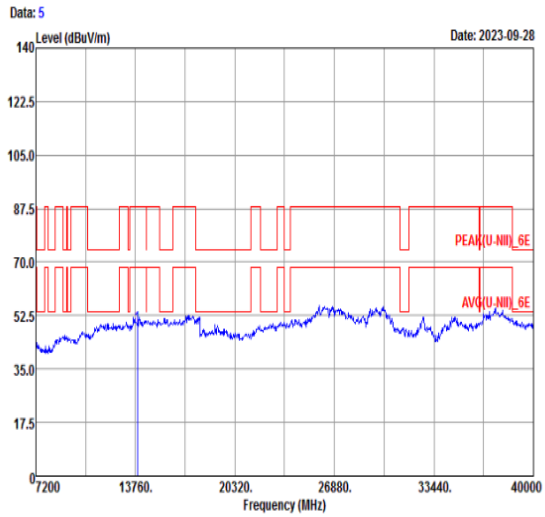 Freq Level Over Limit Limit Line ReadAntenna Level Factor Cable Loss Preamp Factor A/Pos T/Pos Remark MHz dBuV/m dB dBuV/m dBuV dB/m dB dB cm deg 1 * 13890.00 49.16 -39.04 88.20 58.77 40.43 13.85 63.89 --- --- Peak	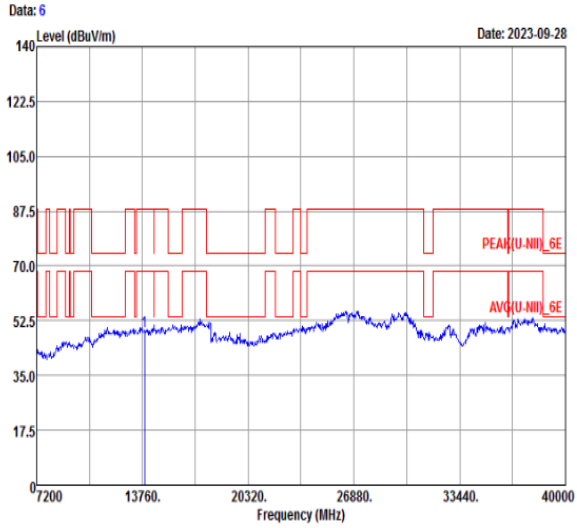 Freq Level Over Limit Limit Line ReadAntenna Level Factor Cable Loss Preamp Factor A/Pos T/Pos Remark MHz dBuV/m dB dBuV/m dBuV dB/m dB dB cm deg 1 * 13890.00 49.14 -39.06 88.20 58.75 40.43 13.85 63.89 --- --- Peak

Mode	103	
	Harmonic	
	UNII-5_5925-6425_802.11be EHT160_CH47_Full_6185MHz	
ANT	CDD 9+15	
Pol.	Horizontal	Vertical
Peak Avg	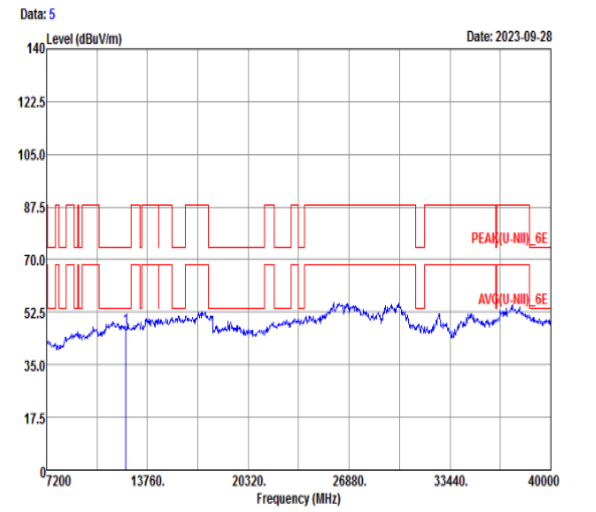 Freq Level Over Limit Limit Line ReadAntenna Level Factor Cable Loss Preamp Factor A/Pos T/Pos Remark MHz dBuV/m dB dBuV/m dBuV dB/m dB dB cm deg 1 * 12370.00 47.22 -26.78 74.00 57.85 39.59 13.36 63.58 --- --- Peak	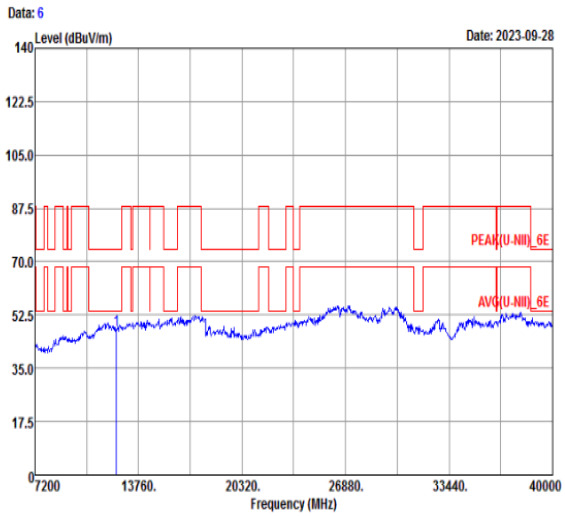 Freq Level Over Limit Limit Line ReadAntenna Level Factor Cable Loss Preamp Factor A/Pos T/Pos Remark MHz dBuV/m dB dBuV/m dBuV dB/m dB dB cm deg 1 * 12370.00 47.40 -26.60 74.00 58.03 39.59 13.36 63.58 --- --- Peak

Mode	104	
	Harmonic	
	UNII-5_5925-6425_802.11be EHT160_CH79_Full_6345MHz	
ANT	CDD 9+15	
Pol.	Horizontal	Vertical
Peak Avg	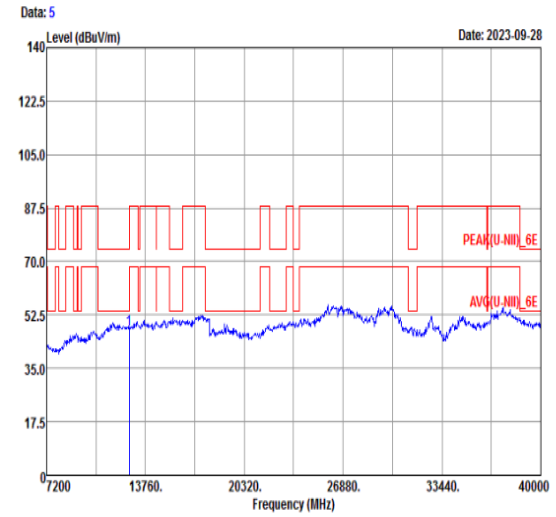 Freq Level Over Limit Limit Line ReadAntenna Level Factor Cable Loss Preamp Factor A/Pos T/Pos Remark MHz dBuV/m dB dBuV/m dBuV dB/m dB dB cm deg 1 * 12690.00 47.43 -26.57 74.00 57.89 39.75 13.46 63.67 --- --- Peak	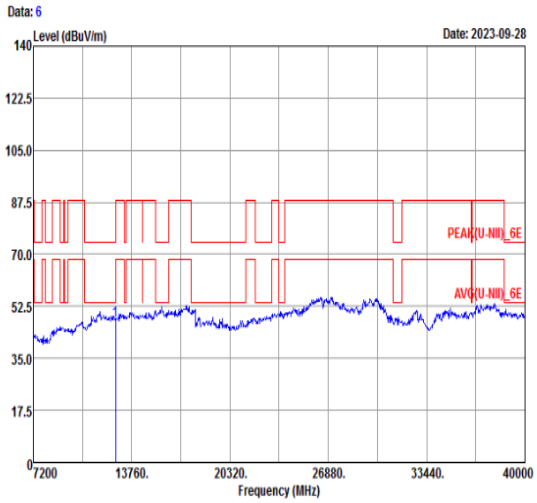 Freq Level Over Limit Limit Line ReadAntenna Level Factor Cable Loss Preamp Factor A/Pos T/Pos Remark MHz dBuV/m dB dBuV/m dBuV dB/m dB dB cm deg 1 * 12690.00 47.48 -26.52 74.00 57.94 39.75 13.46 63.67 --- --- Peak

Mode	105	
	Harmonic	
	UNII-7_6525-6875_802.11be EHT160_CH143_Full_6665MHz	
ANT	CDD 9+15	
Pol.	Horizontal	Vertical
Peak Avg	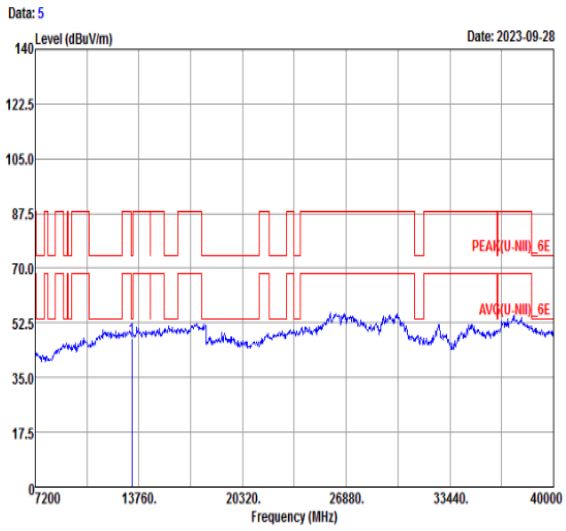 Freq Level Over Limit Limit Line ReadAntenna Level Factor Cable Loss Preamp Factor A/Pos T/Pos Remark MHz dBuV/m dB dBuV/m dBuV dB/m dB dB cm deg 1 * 13330.00 47.66 -26.34 74.00 57.71 40.10 13.66 63.81 --- --- Peak	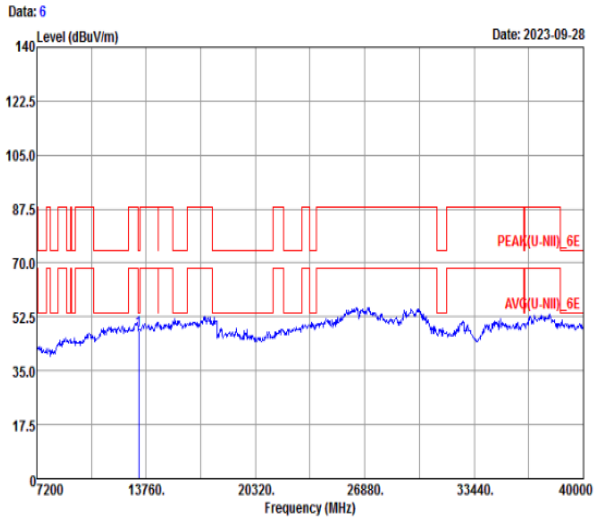 Freq Level Over Limit Limit Line ReadAntenna Level Factor Cable Loss Preamp Factor A/Pos T/Pos Remark MHz dBuV/m dB dBuV/m dBuV dB/m dB dB cm deg 1 * 13330.00 48.15 -25.85 74.00 58.20 40.10 13.66 63.81 --- --- Peak

Mode	106	
	Harmonic	
	UNII-7-8_6525-7125_802.11a_CH185_Full_6875MHz	
ANT	CDD 9+15	
Pol.	Horizontal	Vertical
Peak Avg	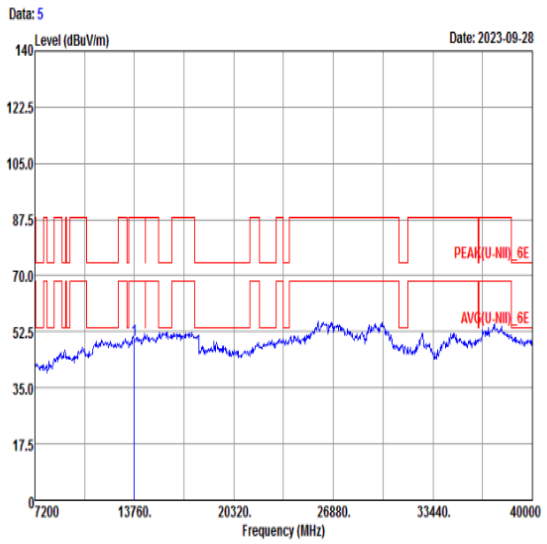 Freq Level Over Limit Limit Line ReadAntenna Level Cable Loss Preamp Factor A/Pos T/Pos Remark MHz dBuV/m dB dBuV/m dBuV dB/m dB dB cm deg 1 * 13750.00 49.91 -38.29 88.20 59.63 40.35 13.80 63.87 --- --- Peak	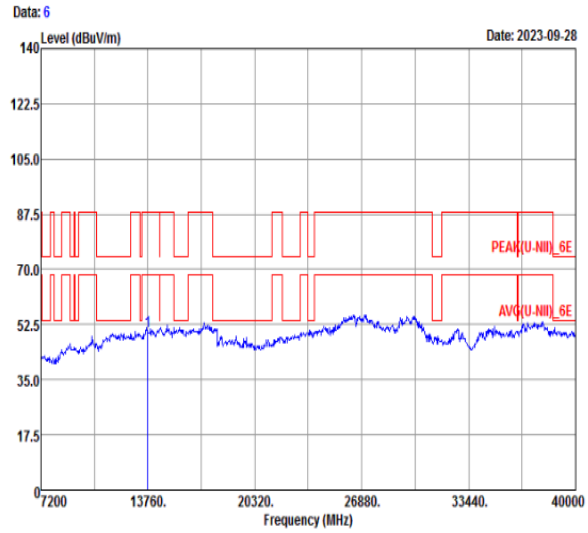 Freq Level Over Limit Limit Line ReadAntenna Level Cable Loss Preamp Factor A/Pos T/Pos Remark MHz dBuV/m dB dBuV/m dBuV dB/m dB dB cm deg 1 * 13750.00 50.15 -38.05 88.20 59.87 40.35 13.80 63.87 --- --- Peak

Appendix D. Radiated Spurious Emission for Co-location mode

Mode 84

WLAN6G 11a_CH233+WLAN2.4G 11be EHT40_CH06+LTE B48 Link (Band Edge @ 3m)

11a_CH233 (Band Edge @ 3m)

WIFI Ant. 9+15	Note	Frequency (MHz)	Level (dBμV/m)	Margin (dB)	Limit Line (dBμV/m)	Read Level (dBμV)	Antenna Factor (dB/m)	Path Loss (dB)	Preamp Factor (dB)	Ant Pos (cm)	Table Pos (deg)	Peak Avg. (P/A)	Pol. (H/V)
WIFI 11a _CH233+ 11be EHT40 _CH06+ LTE B48 Link Co-location	*	7115	87.97	-	-	74.69	36.65	10.2	33.57	100	52	P	H
	*	7115	80.49	-	-	67.21	36.65	10.2	33.57	100	52	A	H
		7125	72.5	-15.7	88.2	59.23	36.65	10.2	33.58	100	52	P	H
		7348.22	51.69	-22.31	74	38.48	36.74	10.18	33.71	100	52	P	H
		7125	61.4	-6.8	68.2	48.13	36.65	10.2	33.58	100	52	A	H
		7331.4	40.85	-13.15	54	27.64	36.73	10.18	33.7	100	52	A	H
	*	7115	78.71	-	-	65.43	36.65	10.2	33.57	309	328	P	V
	*	7115	70.56	-	-	57.28	36.65	10.2	33.57	309	328	A	V
		7232.075	60.61	-27.59	88.2	47.38	36.69	10.18	33.64	309	328	P	V
		7259.665	51.6	-22.4	74	38.38	36.7	10.18	33.66	309	328	P	V
		7232.355	47.92	-20.28	68.2	34.69	36.69	10.18	33.64	309	328	A	V
		7330.005	39.82	-14.18	54	26.61	36.73	10.18	33.7	309	328	A	V
Remark	1. No other spurious found. 2. All results are PASS against Peak and Average limit line.												

11be EHT40_CH06 (Band Edge @ 3m)

WIFI Ant. 7+12	Note	Frequency (MHz)	Level (dBµV/m)	Margin (dB)	Limit Line (dBµV/m)	Read Level (dBµV)	Antenna Factor (dB/m)	Path Loss (dB)	Preamp Factor (dB)	Ant Pos (cm)	Table Pos (deg)	Peak Avg. (P/A)	Pol. (H/V)
WIFI 11a _CH233+ 11be EHT40 _CH06+ LTE B48 Link Co-location		2389.94	60.21	-13.79	74	57.46	30.63	5.37	33.25	100	40	P	H
		2389.94	45.28	-8.72	54	42.53	30.63	5.37	33.25	100	40	A	H
	*	2437	99.13	-	-	96.25	30.66	5.41	33.19	100	40	P	H
	*	2437	89.02	-	-	86.14	30.66	5.41	33.19	100	40	A	H
		2485.65	59.53	-14.47	74	56.5	30.69	5.46	33.12	100	40	P	H
		2483.5	44.68	-9.32	54	41.65	30.69	5.46	33.12	100	40	A	H
		2389.66	58.93	-15.07	74	56.18	30.63	5.37	33.25	223	89	P	V
		2389.8	45.7	-8.3	54	42.95	30.63	5.37	33.25	223	89	A	V
	*	2437	101.67	-	-	98.79	30.66	5.41	33.19	223	89	P	V
	*	2437	91.8	-	-	88.92	30.66	5.41	33.19	223	89	A	V
		2485.16	63.56	-10.44	74	60.53	30.69	5.46	33.12	223	89	P	V
		2483.5	47.77	-6.23	54	44.74	30.69	5.46	33.12	223	89	A	V
Remark	1. No other spurious found. 2. All results are PASS against Peak and Average limit line.												

Mode 85

WLAN6G 11a_CH233+WLAN2.4G 11be EHT40_CH06+LTE B48 Link+BLE_CH38

(Band Edge @ 3m)

11a_CH233 (Band Edge @ 3m)

WIFI	Note	Frequency	Level	Margin	Limit	Read	Antenna	Path	Preamp	Ant	Table	Peak	Pol.
Ant. 9+15		(MHz)	(dBμV/m)	(dB)	Line (dBμV/m)	Level (dBμV)	Factor (dB/m)	Loss (dB)	Factor (dB)	Pos (cm)	Pos (deg)	Avg. (P/A)	(H/V)
WIFI 11a _CH233+ 11be EHT40 _CH06+ LTE B48 Link +BLE _CH38 Co-location	*	7115	84.92	-	-	71.64	36.65	10.2	33.57	100	52	P	H
	*	7115	77.77	-	-	64.49	36.65	10.2	33.57	100	52	A	H
		7125	68.85	-19.35	88.2	55.58	36.65	10.2	33.58	100	52	P	H
		7265.895	52.18	-21.82	74	38.95	36.71	10.18	33.66	100	52	P	H
		7125	55.91	-12.29	68.2	42.64	36.65	10.2	33.58	100	52	A	H
		7330.47	40.78	-13.22	54	27.57	36.73	10.18	33.7	100	52	A	H
	*	7115	78.67	-	-	65.39	36.65	10.2	33.57	100	322	P	V
	*	7115	72.15	-	-	58.87	36.65	10.2	33.57	100	322	A	V
		7125	62.82	-25.38	88.2	49.55	36.65	10.2	33.58	100	322	P	V
		7314.4	51.78	-22.22	74	38.56	36.73	10.18	33.69	100	322	P	V
		7125	47.55	-20.65	68.2	34.28	36.65	10.2	33.58	100	322	A	V
		7330.005	39.9	-14.1	54	26.69	36.73	10.18	33.7	100	322	A	V
Remark	1. No other spurious found. 2. All results are PASS against Peak and Average limit line.												

11be EHT40_CH06 (Band Edge @ 3m)

WIFI Ant. 12	Note	Frequency (MHz)	Level (dBµV/m)	Margin (dB)	Limit Line (dBµV/m)	Read Level (dBµV)	Antenna Factor (dB/m)	Path Loss (dB)	Preamp Factor (dB)	Ant Pos (cm)	Table Pos (deg)	Peak Avg. (P/A)	Pol. (H/V)
WIFI 11a _CH233+ 11be EHT40 _CH06+ LTE B48 Link +BLE _CH38 Co-location		2389.66	54.61	-19.39	74	51.86	30.63	5.37	33.25	113	226	Pk	H
		2389.94	42.82	-11.18	54	40.07	30.63	5.37	33.25	113	226	A	H
	*	2437	95.1	-	-	92.22	30.66	5.41	33.19	113	226	P	H
	*	2437	81.63	-	-	78.75	30.66	5.41	33.19	113	226	P	H
		2484.67	56.67	-17.33	74	53.64	30.69	5.46	33.12	113	226	P	H
		2483.5	43.59	-10.41	54	40.56	30.69	5.46	33.12	113	226	A	H
		2389.52	58.25	-15.75	74	55.5	30.63	5.37	33.25	304	88	P	V
		2389.94	44.18	-9.82	54	41.43	30.63	5.37	33.25	304	88	A	V
	*	2437	94.55	-	-	91.67	30.66	5.41	33.19	304	88	P	V
	*	2437	85.3	-	-	82.42	30.66	5.41	33.19	304	88	P	V
		2484.32	57.03	-16.97	74	54	30.69	5.46	33.12	304	88	P	V
		2483.5	43.59	-10.41	54	40.56	30.69	5.46	33.12	304	88	A	V
Remark	1. No other spurious found. 2. All results are PASS against Peak and Average limit line.												

BLE_CH38 (Band Edge @ 3m)

BLE Ant. 7	Note	Frequency (MHz)	Level (dBμV/m)	Margin (dB)	Limit Line (dBμV/m)	Read Level (dBμV)	Antenna Factor (dB/m)	Path Loss (dB)	Preamp Factor (dB)	Ant Pos (cm)	Table Pos (deg)	Peak Avg. (P/A)	Pol. (H/V)
WIFI 11a _CH233+ 11be EHT40 _CH06+ LTE B48 Link +BLE _CH38 Co-location	*	2478	97.08	-	-	94.06	30.69	5.46	33.13	301	219	P	H
	*	2478	95.63	-	-	92.61	30.69	5.46	33.13	301	219	A	H
		2485.6	46.82	-27.18	74	43.79	30.69	5.46	33.12	301	219	P	H
		2483.8	36.81	-17.19	54	33.78	30.69	5.46	33.12	301	219	A	H
	*	2478	100.07	-	-	97.05	30.69	5.46	33.13	100	123	P	V
	*	2478	98.76	-	-	95.74	30.69	5.46	33.13	100	123	A	V
		2485.4	51.98	-22.02	74	48.95	30.69	5.46	33.12	100	123	P	V
		2483.96	40.73	-13.27	54	37.7	30.69	5.46	33.12	100	123	A	V
Remark	1. No other spurious found. 2. All results are PASS against Peak and Average limit line.												

Mode 86

WLAN6G 11a_CH233+WLAN2.4G 11be EHT40_CH06+LTE B48 Link+BLE_CH38

(Band Edge @ 3m)

11a_CH233_Ch233(Band Edge @ 3m)

WIFI	Note	Frequency	Level	Margin	Limit	Read	Antenna	Path	Preamp	Ant	Table	Peak	Pol.
Ant. 9+15		(MHz)	(dBµV/m)	(dB)	Line (dBµV/m)	Level (dBµV)	Factor (dB/m)	Loss (dB)	Factor (dB)	Pos (cm)	Pos (deg)	Avg. (P/A)	(H/V)
WIFI 11a _CH233+ 11be EHT40 _CH06+ LTE B48 Link +BLE _CH38 Co-location	*	7115	87.86	-	-	74.58	36.65	10.2	33.57	100	56	P	H
	*	7115	80.36	-	-	67.08	36.65	10.2	33.57	100	56	A	H
		7125	70.68	-17.52	88.2	57.41	36.65	10.2	33.58	100	56	P	H
		7339.765	52.58	-21.42	74	39.36	36.74	10.18	33.7	100	56	P	H
		7125	53.05	-15.15	68.2	39.78	36.65	10.2	33.58	100	56	A	H
		7333.26	40.03	-13.97	54	26.82	36.73	10.18	33.7	100	56	A	H
	*	7115	79.33	-	-	66.05	36.65	10.2	33.57	100	323	P	V
	*	7115	72.45	-	-	59.17	36.65	10.2	33.57	100	323	A	V
		7125	62.5	-25.7	88.2	49.23	36.65	10.2	33.58	100	323	P	V
		7330.865	52.1	-21.9	74	38.89	36.73	10.18	33.7	100	323	P	V
		7125	47.89	-20.31	68.2	34.62	36.65	10.2	33.58	100	323	A	V
		7323.03	40	-14	54	26.78	36.73	10.18	33.69	100	323	A	V
Remark	1. No other spurious found. 2. All results are PASS against Peak and Average limit line.												

11be EHT40_CH06 (Band Edge @ 3m)

WIFI Ant. 7	Note	Frequency (MHz)	Level (dBμV/m)	Margin (dB)	Limit Line (dBμV/m)	Read Level (dBμV)	Antenna Factor (dB/m)	Path Loss (dB)	Preamp Factor (dB)	Ant Pos (cm)	Table Pos (deg)	Peak Avg. (P/A)	Pol. (H/V)
WIFI 11a _CH233+ 11be EHT40 _CH06+ LTE B48 Link +BLE _CH38 Co-location		2387.14	54.01	-19.99	74	51.27	30.63	5.37	33.26	100	230	P	H
		2389.94	42.23	-11.77	54	39.48	30.63	5.37	33.25	100	230	A	H
	*	2437	87.65	-	-	84.77	30.66	5.41	33.19	100	230	P	H
	*	2437	78.71	-	-	75.83	30.66	5.41	33.19	100	230	A	H
		2497.41	52.94	-21.06	74	49.88	30.7	5.46	33.1	100	230	P	H
		2483.55	40.94	-13.06	54	37.91	30.69	5.46	33.12	100	230	A	H
		2387.56	52.84	-21.16	74	50.1	30.63	5.37	33.26	280	86	P	V
		2389.94	41.29	-12.71	54	38.54	30.63	5.37	33.25	280	86	A	V
	*	2437	86.98	-	-	84.1	30.66	5.41	33.19	280	86	P	V
	*	2437	77.14	-	-	74.26	30.66	5.41	33.19	280	86	A	V
		2483.9	54.17	-19.83	74	51.14	30.69	5.46	33.12	280	86	P	V
		2483.55	41.02	-12.98	54	37.99	30.69	5.46	33.12	280	86	A	V
Remark	1. No other spurious found. 2. All results are PASS against Peak and Average limit line.												

BLE_CH38 (Band Edge @ 3m)

BLE Ant. 12	Note	Frequency (MHz)	Level (dBμV/m)	Margin (dB)	Limit Line (dBμV/m)	Read Level (dBμV)	Antenna Factor (dB/m)	Path Loss (dB)	Preamp Factor (dB)	Ant Pos (cm)	Table Pos (deg)	Peak Avg. (P/A)	Pol. (H/V)
WIFI 11a _CH233+ 11be EHT40 _CH06+ LTE B48 Link +BLE _CH38 Co-location	*	2478	86.24	-	-	83.22	30.69	5.46	33.13	299	86	P	H
	*	2478	84.6	-	-	81.58	30.69	5.46	33.13	299	86	A	H
		2483.76	52.78	-21.22	74	49.75	30.69	5.46	33.12	299	86	P	H
		2483.72	37.91	-16.09	54	34.88	30.69	5.46	33.12	299	86	A	H
	*	2478	83.05	-	-	80.03	30.69	5.46	33.13	334	254	P	V
	*	2478	81.91	-	-	78.89	30.69	5.46	33.13	334	254	A	V
		2484.08	48.51	-25.49	74	45.48	30.69	5.46	33.12	334	254	P	V
		2484.12	36.27	-17.73	54	33.24	30.69	5.46	33.12	334	254	A	V
Remark	1. No other spurious found. 2. All results are PASS against Peak and Average limit line.												

Mode 84 WLAN6G 11a_CH233+WLAN2.4G 11be EHT40_CH06+LTE B48 Link

(Harmonic @ 3m)

WIFI	Note	Frequency	Level	Margin	Limit	Read	Antenna	Path	Preamp	Ant	Table	Peak	Pol.
Ant. 7+12/9+15		(MHz)	(dBµV/m)	Limit (dB)	Line (dBµV/m)	Level (dBµV)	Factor (dB/m)	Loss (dB)	Factor (dB)	Pos (cm)	Pos (deg)	Avg. (P/A)	(H/V)
WIFI 11a _CH233+ 11be EHT40 _CH06+ LTE B48 Link Co-location		4874	48.03	-25.97	74	36.37	35.55	8.76	32.65	-	-	P	H
		7311	41.04	-32.96	74	59	36.72	10.18	64.86	-	-	P	H
		14230.8	49.73	-18.57	68.3	59.09	40.55	13.98	63.89	-	-	P	H
		4874	48.46	-25.54	74	36.8	35.55	8.76	32.65	-	-	P	V
		7311	41.29	-32.71	74	59.25	36.72	10.18	64.86	-	-	P	V
		14230.8	48.78	-19.52	68.3	58.14	40.55	13.98	63.89	-	-	P	V
Remark	1. No other spurious found. 2. All results are PASS against Peak and Average limit line.												

Mode 85 WLAN6G 11a_CH233+WLAN2.4G 11be EHT40_CH06+LTE B48 Link+BLE_CH38 (Harmonic @ 3m)

WIFI	Note	Frequency	Level	Margin	Limit	Read	Antenna	Path	Preamp	Ant	Table	Peak	Pol.
Ant.				Limit	Line	Level	Factor	Loss	Factor	Pos	Pos	Avg.	
7/12/9+15		(MHz)	(dBµV/m)	(dB)	(dBµV/m)	(dBµV)	(dB/m)	(dB)	(dB)	(cm)	(deg)	(P/A)	(H/V)
WIFI 11a _CH233+ 11be EHT40 _CH06+ LTE B48 Link +BLE _CH38 Co-location		4874	47.81	-26.19	74	36.15	35.55	8.76	32.65	-	-	P	H
		4956	48.2	-25.8	74	36.64	35.71	8.53	32.68	-	-	P	H
		7311	42.12	-31.88	74	60.08	36.72	10.18	64.86	-	-	P	H
		7434	40.12	-33.88	74	58.04	36.77	10.17	64.86	-	-	P	H
		14230	49.31	-18.99	68.3	58.67	40.55	13.98	63.89	-	-	P	H
		4874	47.76	-26.24	74	36.1	35.55	8.76	32.65	-	-	P	V
		4956	47.94	-26.06	74	36.38	35.71	8.53	32.68	-	-	P	V
		7311	42.7	-31.3	74	60.66	36.72	10.18	64.86	-	-	P	V
		7434	41.88	-32.12	74	59.8	36.77	10.17	64.86	-	-	P	V
		14230	48.83	-19.47	68.3	58.19	40.55	13.98	63.89	-	-	P	V
Remark	1. No other spurious found. 2. All results are PASS against Peak and Average limit line.												

Mode 86 WLAN6G 11a_CH233+WLAN2.4G 11be EHT40_CH06+LTE B48 Link+BLE_CH38

(Harmonic @ 3m)

WIFI	Note	Frequency	Level	Margin	Limit	Read	Antenna	Path	Preamp	Ant	Table	Peak	Pol.
Ant.				Limit	Line	Level	Factor	Loss	Factor	Pos	Pos	Avg.	
12/7/9+15		(MHz)	(dBμV/m)	(dB)	(dBμV/m)	(dBμV)	(dB/m)	(dB)	(dB)	(cm)	(deg)	(P/A)	(H/V)
WIFI 11a _CH233+ 11be EHT40 _CH06+ LTE B48 Link +BLE _CH38 Co-location		4874	47.27	-26.73	74	35.61	35.55	8.76	32.65	-	-	P	H
		4956	48.23	-25.77	74	36.67	35.71	8.53	32.68	-	-	P	H
		7311	41.12	-32.88	74	59.08	36.72	10.18	64.86	-	-	P	H
		7434	40.4	-33.6	74	58.32	36.77	10.17	64.86	-	-	P	H
		14230	47.84	-20.46	68.3	57.2	40.55	13.98	63.89	-	-	P	H
		4874	47.54	-26.46	74	35.88	35.55	8.76	32.65	-	-	P	V
		4956	49.39	-24.61	74	37.83	35.71	8.53	32.68	-	-	P	V
		7311	42.31	-31.69	74	60.27	36.72	10.18	64.86	-	-	P	V
		7434	40.4	-33.6	74	58.32	36.77	10.17	64.86	-	-	P	V
		14230	48.63	-19.67	68.3	57.99	40.55	13.98	63.89	-	-	P	V
Remark	1. No other spurious found. 2. All results are PASS against Peak and Average limit line.												

*	**Fundamental Frequency** which can be ignored. However, the level of any unwanted emissions shall not exceed the level of the fundamental frequency.
!	Test result is **over limit** line.
P/A	**P**eak or **A**verage
H/V	**H**orizontal or **V**ertical

Test Plots:

Note symbol

-L	**Low channel location**
-R	**High channel location**

Mode 84 11a_CH233+11be EHT40_CH06+LTE B48 Link (Band Edge @ 3m

WIFI	U-NII 8 - 6875-7125MHzMHz Band Edge @ 3m	
ANT	11a_TX_CH233+11be EHT40_CH06+B48 Link Co-location	
CDD 9+15	Horizontal	Fundamental
Peak	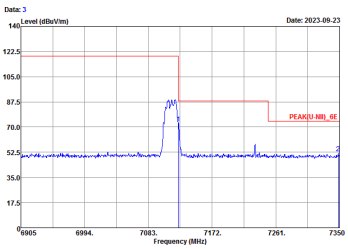 Freq Level Over Limit Limit Line ReadAntenna Level Factor Cable Loss Preamp Factor A/Pos T/Pos Remark MHz dBuV/m dB dBuV/m dBuV dB/m dB dB cm deg 1 * 7125.00 72.50 -15.70 88.20 59.23 36.65 10.20 33.58 100 52 Peak 2 7348.22 51.69 -22.31 74.00 38.48 36.74 10.18 33.71 100 52 Peak	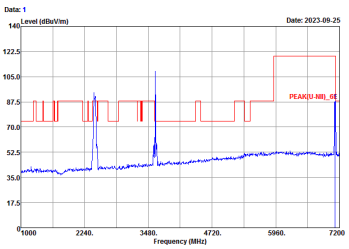 Freq Level Over Limit Limit Line ReadAntenna Level Factor Cable Loss Preamp Factor A/Pos T/Pos Remark MHz dBuV/m dB dBuV/m dBuV dB/m dB dB cm deg 1 * 7115.00 87.97 -31.23 119.20 74.69 36.65 10.20 33.57 100 52 Peak
Avg.	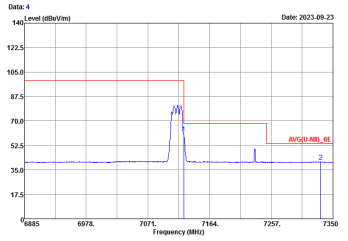 Freq Level Over Limit Limit Line ReadAntenna Level Factor Cable Loss Preamp Factor A/Pos T/Pos Remark MHz dBuV/m dB dBuV/m dBuV dB/m dB dB cm deg 1 7125.00 61.40 -6.80 68.20 48.13 36.65 10.20 33.58 100 52 Average 2 7331.40 40.85 -13.15 54.00 27.64 36.73 10.18 33.70 100 52 Average	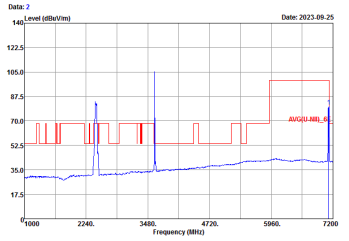 Freq Level Over Limit Limit Line ReadAntenna Level Factor Cable Loss Preamp Factor A/Pos T/Pos Remark MHz dBuV/m dB dBuV/m dBuV dB/m dB dB cm deg 1 7115.00 80.49 -18.71 99.20 67.21 36.65 10.20 33.57 100 52 Average

WIFI	U-NII 8 - 6875-7125MHzMHz Band Edge @ 3m	
ANT	11a_TX_CH233+11be EHT40_CH06+B48 Link Co-location	
CDD 9+15	Vertical	Fundamental
Peak	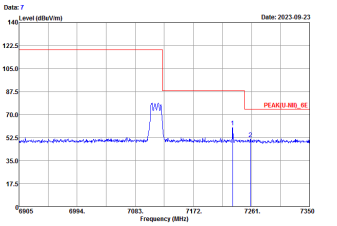 Freq Level Over Limit Limit Line ReadAntenna Level Factor Cable Loss Factor Preamp Factor A/Pos T/Pos Remark MHz dBuV/m dB dBuV/m dBuV dB/m dB dB cm deg 1 7232.08 60.61 -27.59 88.20 47.38 36.69 10.18 33.64 309 328 Peak 2 * 7259.67 51.60 -22.40 74.00 38.38 36.70 10.18 33.66 309 328 Peak	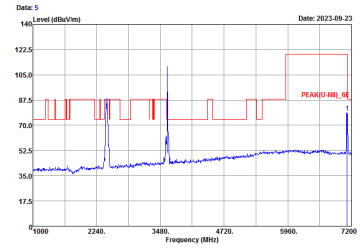 Freq Level Over Limit Limit Line ReadAntenna Level Factor Cable Loss Factor Preamp Factor A/Pos T/Pos Remark MHz dBuV/m dB dBuV/m dBuV dB/m dB dB cm deg 1 * 7115.00 78.71 -40.49 119.20 65.43 36.65 10.20 33.57 309 328 Peak
Avg.	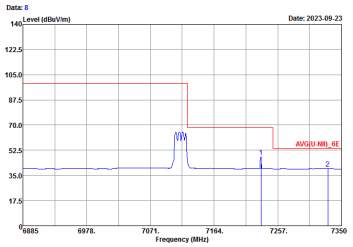 Freq Level Over Limit Limit Line ReadAntenna Level Factor Cable Loss Factor Preamp Factor A/Pos T/Pos Remark MHz dBuV/m dB dBuV/m dBuV dB/m dB dB cm deg 1 7232.36 47.92 -20.28 68.20 34.69 36.69 10.18 33.64 309 328 Average 2 7330.01 39.82 -14.18 54.00 26.61 36.73 10.18 33.70 309 328 Average	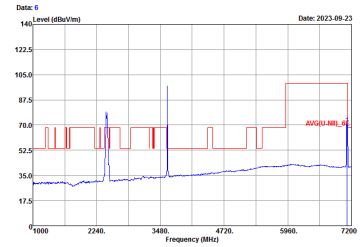 Freq Level Over Limit Limit Line ReadAntenna Level Factor Cable Loss Factor Preamp Factor A/Pos T/Pos Remark MHz dBuV/m dB dBuV/m dBuV dB/m dB dB cm deg 1 7115.00 70.56 -28.64 99.20 57.28 36.65 10.20 33.57 309 328 Average

WIFI	2.4GHz 2400~2483.5MHz Band Edge @ 3m	
ANT	11a_TX_CH233+11be EHT40_CH06+B48 Link Co-location	
CDD 7+12	Horizontal	Fundamental
Peak	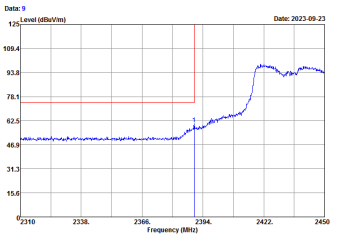 Freq Level Over Limit Limit Line ReadAntenna Level Factor Cable Loss Preamp Factor A/Pos T/Pos Remark MHz dBuV/m dB dBuV/m dBuV dB/m dB dB cm deg 1 * 2389.94 60.21 -13.79 74.00 57.46 30.63 5.37 33.25 100 40 Peak	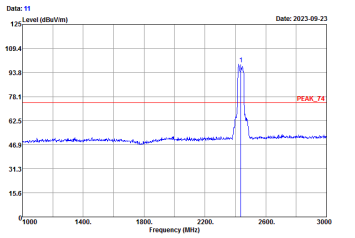 Freq Level Over Limit Limit Line ReadAntenna Level Factor Cable Loss Preamp Factor A/Pos T/Pos Remark MHz dBuV/m dB dBuV/m dBuV dB/m dB dB cm deg 1 * 2437.00 99.13 25.13 74.00 96.25 30.66 5.41 33.19 100 40 Peak
Avg.	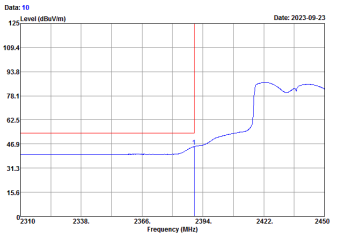 Freq Level Over Limit Limit Line ReadAntenna Level Factor Cable Loss Preamp Factor A/Pos T/Pos Remark MHz dBuV/m dB dBuV/m dBuV dB/m dB dB cm deg 1 2389.94 45.28 -8.72 54.00 42.53 30.63 5.37 33.25 100 40 Average	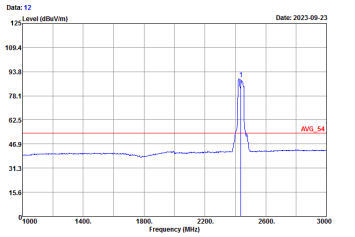 Freq Level Over Limit Limit Line ReadAntenna Level Factor Cable Loss Preamp Factor A/Pos T/Pos Remark MHz dBuV/m dB dBuV/m dBuV dB/m dB dB cm deg 1 * 2437.00 89.02 35.02 54.00 86.14 30.66 5.41 33.19 100 40 Average

WIFI	2.4GHz 2400~2483.5MHz Band Edge @ 3m	
ANT	11a_TX_CH233+11be EHT40_CH06+B48 Link Co-location	
CDD 7+12	Horizontal	Fundamental
Peak	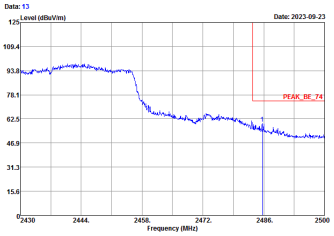 Freq Level Over Limit Limit Line ReadAntenna Level Factor Cable Loss Preamp Factor A/Pos T/Pos Remark MHz dBuV/m dB dBuV/m dBuV dB/m dB dB cm deg 1 * 2485.65 59.53 -14.47 74.00 56.50 30.69 5.46 33.12 100 40 Peak	
Avg.	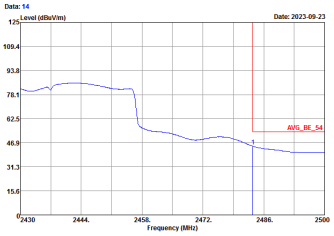 Freq Level Over Limit Limit Line ReadAntenna Level Factor Cable Loss Preamp Factor A/Pos T/Pos Remark MHz dBuV/m dB dBuV/m dBuV dB/m dB dB cm deg 1 2483.50 44.68 -9.32 54.00 41.65 30.69 5.46 33.12 100 40 Average	

WIFI	2.4GHz 2400~2483.5MHz Band Edge @ 3m	
ANT	11a_TX_CH233+11be EHT40_CH06+B48 Link Co-location	
CDD 7+12	Vertical	Fundamental
Peak	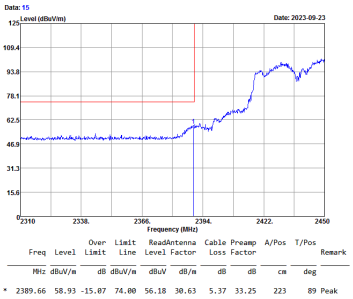	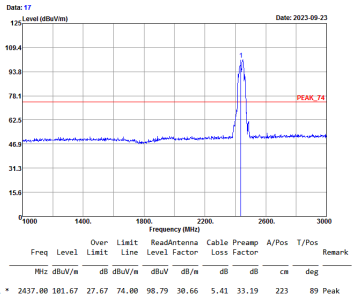
Avg.	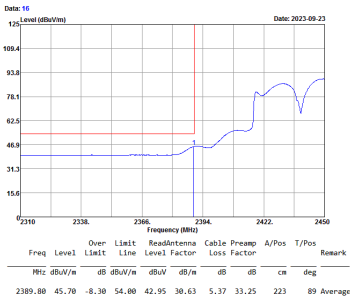	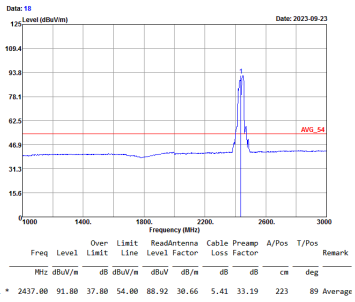

WIFI	2.4GHz 2400~2483.5MHz Band Edge @ 3m	
ANT	11a_TX_CH233+11be EHT40_CH06+B48 Link Co-location	
CDD 7+12	Vertical	Fundamental
Peak	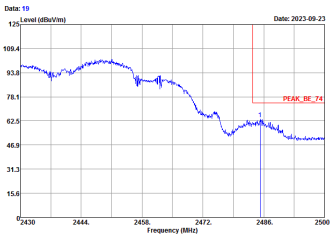 Freq Level Over Limit Limit Line ReadAntenna Level Factor Cable Loss Preamp Factor A/Pos T/Pos Remark MHz dBuV/m dB dBuV/m dBuV dB/m dB dB cm deg 1 * 2485.16 63.56 -10.44 74.00 60.53 30.69 5.46 33.12 223 89 Peak	
Avg.	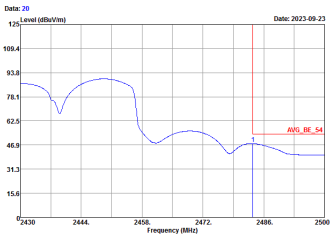 Freq Level Over Limit Limit Line ReadAntenna Level Factor Cable Loss Preamp Factor A/Pos T/Pos Remark MHz dBuV/m dB dBuV/m dBuV dB/m dB dB cm deg 1 2483.50 47.77 -6.23 54.00 44.74 30.69 5.46 33.12 223 89 Average	

Mode 85 11a_CH233+11be EHT40_CH06+LTE B48+BLE_CH38 (Band Edge @ 3m)

WIFI	U-NII 8 - 6875-7125MHzMHz Band Edge @ 3m	
ANT	11a_TX_CH233+11be EHT40_CH06+B48 Link+BLE_TX_CH38Co-location	
CDD 9+15	Horizontal	Fundamental
Peak	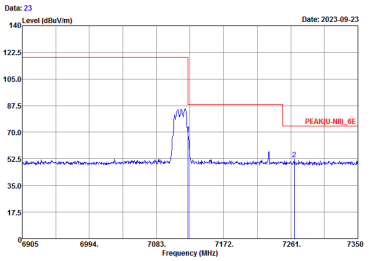 Freq Level Over Limit Limit Line ReadAntenna Level Factor Cable Loss Factor Preamp Factor A/Pos T/Pos Remark MHz dBuV/m dB dBuV/m dBuV dB/m dB dB cm deg 1 * 7125.00 68.85 -19.35 88.20 55.58 36.65 10.20 33.58 100 52 Peak 2 7265.90 52.18 -21.82 74.00 38.95 36.71 10.18 33.66 100 52 Peak	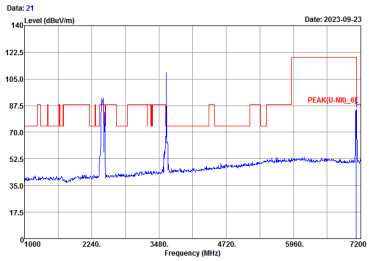 Freq Level Over Limit Limit Line ReadAntenna Level Factor Cable Loss Factor Preamp Factor A/Pos T/Pos Remark MHz dBuV/m dB dBuV/m dBuV dB/m dB dB cm deg 1 * 7115.00 84.92 -34.28 119.20 71.64 36.65 10.20 33.57 100 52 Peak
Avg.	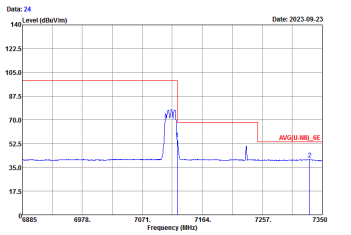 Freq Level Over Limit Limit Line ReadAntenna Level Factor Cable Loss Factor Preamp Factor A/Pos T/Pos Remark MHz dBuV/m dB dBuV/m dBuV dB/m dB dB cm deg 1 7125.00 55.91 -12.29 68.20 42.64 36.65 10.20 33.58 100 52 Average 2 7330.47 40.78 -13.22 54.00 27.57 36.73 10.18 33.70 100 52 Average	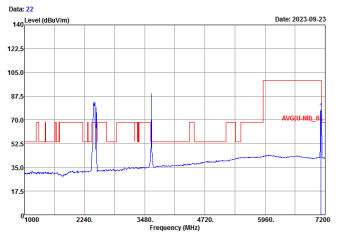 Freq Level Over Limit Limit Line ReadAntenna Level Factor Cable Loss Factor Preamp Factor A/Pos T/Pos Remark MHz dBuV/m dB dBuV/m dBuV dB/m dB dB cm deg 1 7115.00 77.77 -21.43 99.20 64.49 36.65 10.20 33.57 100 52 Average

WIFI	U-NII 8 - 6875-7125MHzMHz **Band Edge @ 3m**	
ANT	**11a_TX_CH233+11be EHT40_CH06+B48 Link+BLE_TX_CH38Co-location**	
CDD 9+15	**Vertical**	**Fundamental**
Peak	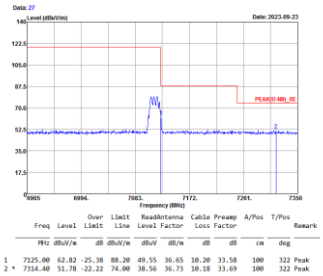	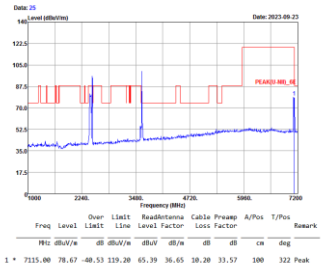
Avg.	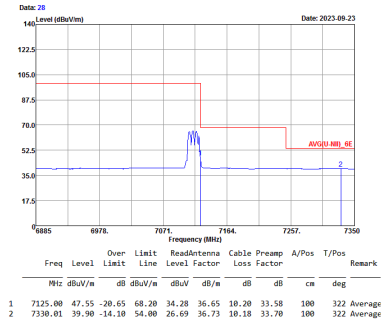	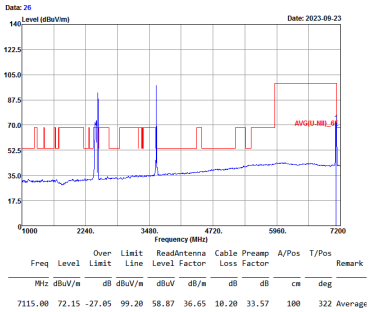

WIFI	2.4GHz 2400~2483.5MHz Band Edge @ 3m	
ANT	11a_TX_CH233+11be EHT40_CH06+B48 Link+BLE_TX_CH38Co-location	
12	Horizontal	Fundamental
Peak	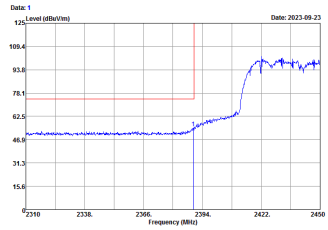 Freq Level Over Limit Limit Line ReadAntenna Level Factor Cable Loss Factor Preamp Factor A/Pos T/Pos Remark MHz dBuV/m dB dBuV/m dBuV dB/m dB dB cm deg 1 * 2389.66 54.61 -19.39 74.00 51.86 30.63 5.37 33.25 113 226 Peak	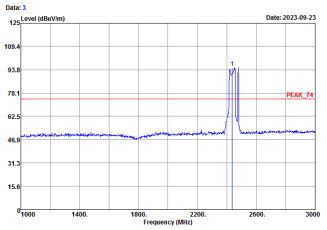 Freq Level Over Limit Limit Line ReadAntenna Level Factor Cable Loss Factor Preamp Factor A/Pos T/Pos Remark MHz dBuV/m dB dBuV/m dBuV dB/m dB dB cm deg 1 * 2437.00 95.10 21.10 74.00 92.22 30.66 5.41 33.19 113 226 Peak
Avg.	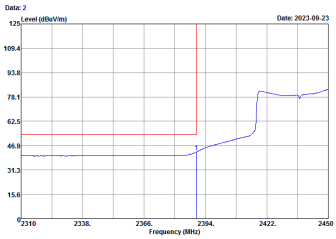 Freq Level Over Limit Limit Line ReadAntenna Level Factor Cable Loss Factor Preamp Factor A/Pos T/Pos Remark MHz dBuV/m dB dBuV/m dBuV dB/m dB dB cm deg 1 2389.94 42.82 -11.18 54.00 40.07 30.63 5.37 33.25 113 226 Average	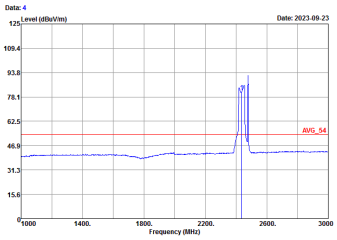 Freq Level Over Limit Limit Line ReadAntenna Level Factor Cable Loss Factor Preamp Factor A/Pos T/Pos Remark MHz dBuV/m dB dBuV/m dBuV dB/m dB dB cm deg 1 * 2437.00 81.63 27.63 54.00 78.75 30.66 5.41 33.19 113 226 Peak

WIFI	2.4GHz 2400~2483.5MHz Band Edge @ 3m	
ANT	11a_TX_CH233+11be EHT40_CH06+B48 Link+BLE_TX_CH38Co-location	
12	Horizontal	Fundamental
Peak	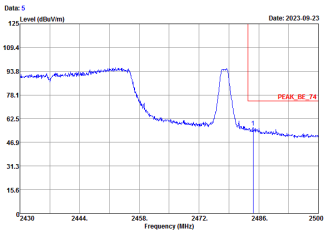 Freq Level Over Limit Limit Line ReadAntenna Level Factor Cable Loss Preamp Factor A/Pos T/Pos Remark MHz dBuV/m dB dBuV/m dBuV dB/m dB dB cm deg 1 * 2484.67 56.67 -17.33 74.00 53.64 30.69 5.46 33.12 113 226 Peak	
Avg.	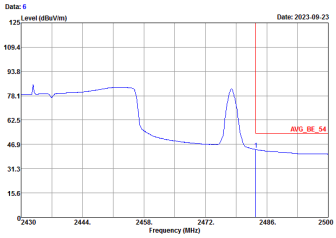 Freq Level Over Limit Limit Line ReadAntenna Level Factor Cable Loss Preamp Factor A/Pos T/Pos Remark MHz dBuV/m dB dBuV/m dBuV dB/m dB dB cm deg 1 2483.50 43.59 -10.41 54.00 40.56 30.69 5.46 33.12 113 226 Average	

WIFI	2.4GHz 2400~2483.5MHz Band Edge @ 3m	
ANT	11a_TX_CH233+11be EHT40_CH06+B48 Link+BLE_TX_CH38Co-location	
12	Vertical	Fundamental
Peak	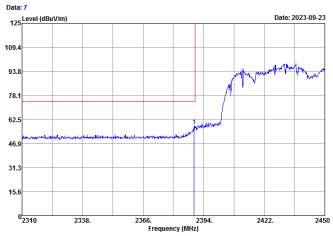 Freq Level Over Limit Limit Line ReadAntenna Level Factor Cable Loss Preamp Factor A/Pos T/Pos Remark MHz dBuV/m dB dBuV/m dBuV dB/m dB dB cm deg 1 * 2389.52 58.25 -15.75 74.00 55.50 30.63 5.37 33.25 304 88 Peak	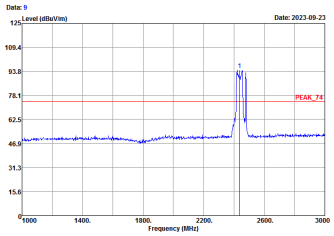 Freq Level Over Limit Limit Line ReadAntenna Level Factor Cable Loss Preamp Factor A/Pos T/Pos Remark MHz dBuV/m dB dBuV/m dBuV dB/m dB dB cm deg 1 * 2437.00 94.55 20.55 74.00 91.67 30.66 5.41 33.19 304 88 Peak
Avg.	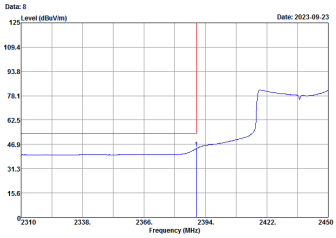 Freq Level Over Limit Limit Line ReadAntenna Level Factor Cable Loss Preamp Factor A/Pos T/Pos Remark MHz dBuV/m dB dBuV/m dBuV dB/m dB dB cm deg 1 2389.94 44.18 -9.82 54.00 41.43 30.63 5.37 33.25 304 88 Average	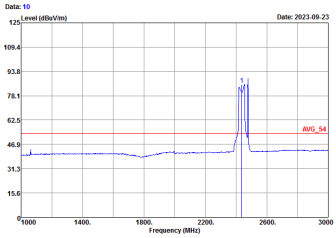 Freq Level Over Limit Limit Line ReadAntenna Level Factor Cable Loss Preamp Factor A/Pos T/Pos Remark MHz dBuV/m dB dBuV/m dBuV dB/m dB dB cm deg 1 * 2437.00 85.30 31.30 54.00 82.42 30.66 5.41 33.19 304 88 Peak

WIFI	2.4GHz 2400~2483.5MHz Band Edge @ 3m	
ANT	11a_TX_CH233+11be EHT40_CH06+B48 Link+BLE_TX_CH38Co-location	
12	Vertical	Fundamental
Peak	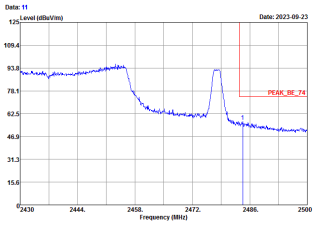	
Avg.	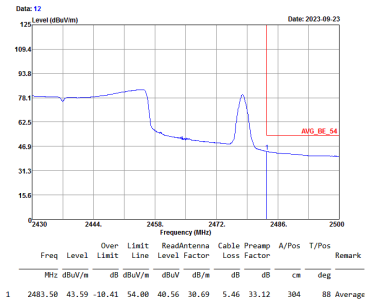	

BLE	2.4GHz 2400~2483.5MHz Band Edge @ 3m	
ANT	11a_TX_CH233+11be EHT40_CH06+B48 Link+BLE_TX_CH38Co-location	
7	Horizontal	Fundamental
Peak	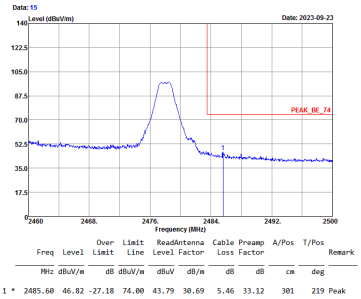	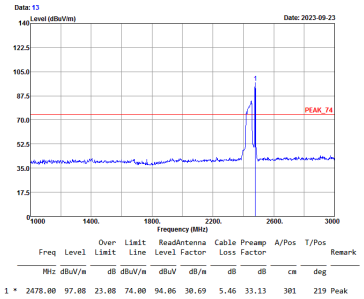
Avg.	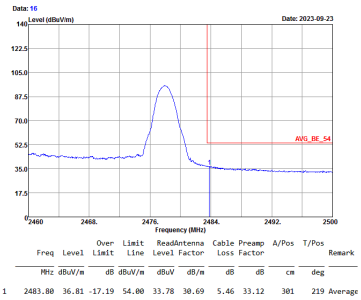	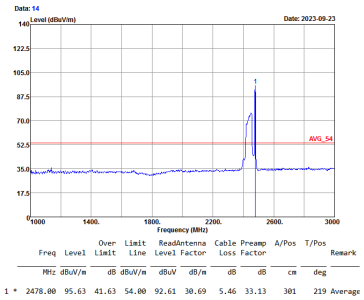

WIFI	2.4GHz 2400~2483.5MHz Band Edge @ 3m	
ANT	11a_TX_CH233+11be EHT40_CH06+B48 Link+BLE_TX_CH38Co-location	
7	Vertical	Fundamental
Peak	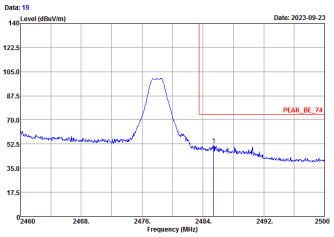 Freq Level Over Limit Limit Line ReadAntenna Level Factor Cable Loss Preamp Factor A/Pos T/Pos Remark MHz dBuV/m dB dBuV/m dBuV dB/m dB dB cm deg 1 * 2485.40 51.98 -22.02 74.00 48.95 30.69 5.46 33.12 100 123 Peak	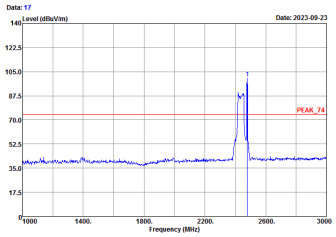 Freq Level Over Limit Limit Line ReadAntenna Level Factor Cable Loss Preamp Factor A/Pos T/Pos Remark MHz dBuV/m dB dBuV/m dBuV dB/m dB dB cm deg 1 * 2478.00 100.07 26.07 74.00 97.05 30.69 5.46 33.13 100 123 Peak
Avg.	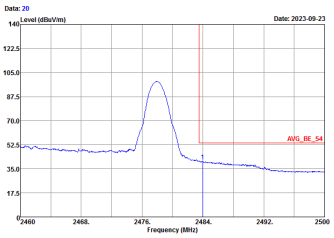 Freq Level Over Limit Limit Line ReadAntenna Level Factor Cable Loss Preamp Factor A/Pos T/Pos Remark MHz dBuV/m dB dBuV/m dBuV dB/m dB dB cm deg 1 2483.96 40.73 -13.27 54.00 37.70 30.69 5.46 33.12 100 123 Average	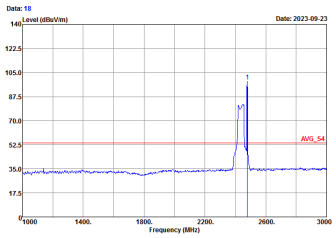 Freq Level Over Limit Limit Line ReadAntenna Level Factor Cable Loss Preamp Factor A/Pos T/Pos Remark MHz dBuV/m dB dBuV/m dBuV dB/m dB dB cm deg 1 * 2478.00 98.76 44.76 54.00 95.74 30.69 5.46 33.13 100 123 Average

Mode 86 11a_CH233+11be EHT40_CH06+LTE B48+BLE_CH38 (Band Edge @ 3m)

WIFI	U-NII 8 - 6875-7125MHzMHz **Band Edge @ 3m**	
ANT	**11a_TX_CH233+11be EHT40_CH06+B48 Link+BLE_TX_CH38Co-location**	
CDD 9+15	**Horizontal**	**Fundamental**
Peak	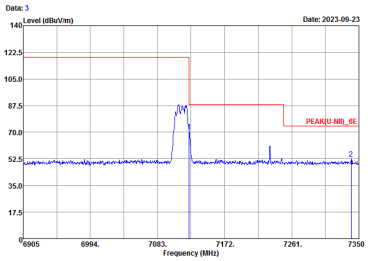 Freq Level Over Limit Limit Line ReadAntenna Level Factor Cable Loss Preamp Factor A/Pos T/Pos Remark MHz dBuV/m dB dBuV/m dBuV dB/m dB dB cm deg 1 * 7125.00 70.68 -17.52 88.20 57.41 36.65 10.20 33.58 100 56 Peak 2 7339.77 52.58 -21.42 74.00 39.36 36.74 10.18 33.70 100 56 Peak	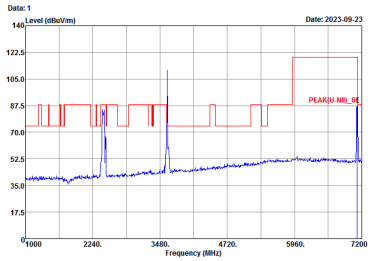 Freq Level Over Limit Limit Line ReadAntenna Level Factor Cable Loss Preamp Factor A/Pos T/Pos Remark MHz dBuV/m dB dBuV/m dBuV dB/m dB dB cm deg 1 * 7115.00 87.86 -31.34 119.20 74.58 36.65 10.20 33.57 100 56 Peak
Avg.	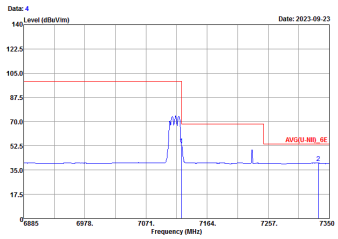 Freq Level Over Limit Limit Line ReadAntenna Level Factor Cable Loss Preamp Factor A/Pos T/Pos Remark MHz dBuV/m dB dBuV/m dBuV dB/m dB dB cm deg 1 7125.00 53.05 -15.15 68.20 39.78 36.65 10.20 33.58 100 56 Average 2 7333.26 40.03 -13.97 54.00 26.82 36.73 10.18 33.70 100 56 Average	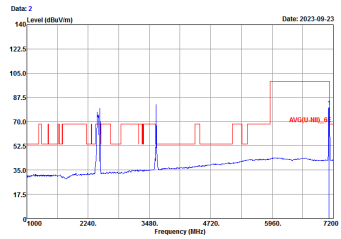 Freq Level Over Limit Limit Line ReadAntenna Level Factor Cable Loss Preamp Factor A/Pos T/Pos Remark MHz dBuV/m dB dBuV/m dBuV dB/m dB dB cm deg 1 7115.00 80.36 -18.84 99.20 67.08 36.65 10.20 33.57 100 56 Average

WIFI	U-NII 8 - 6875-7125MHzMHz **Band Edge @ 3m**	
ANT	**11a_TX_CH233+11be EHT40_CH06+B48 Link+BLE_TX_CH38Co-location**	
CDD 9+15	**Vertical**	**Fundamental**
Peak	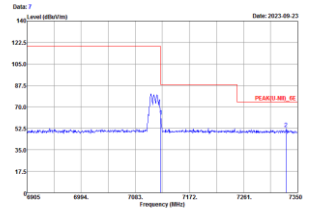 Freq Level Over Limit Limit Line ReadAntenna Level Factor Cable Loss Preamp Factor A/Pos T/Pos Remark MHz dBuV/m dB dBuV/m dBuV dB/m dB dB cm deg 1 7125.00 62.50 -25.70 88.20 49.23 36.65 10.20 33.58 100 323 Peak 2 * 7330.87 52.10 -21.90 74.00 38.89 36.73 10.18 33.70 100 323 Peak	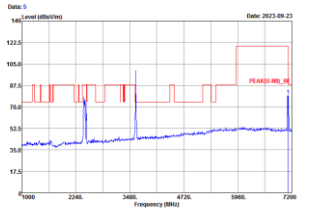 Freq Level Over Limit Limit Line ReadAntenna Level Factor Cable Loss Preamp Factor A/Pos T/Pos Remark MHz dBuV/m dB dBuV/m dBuV dB/m dB dB cm deg 1 * 7115.00 79.33 -39.87 119.20 66.05 36.65 10.20 33.57 100 323 Peak
Avg.	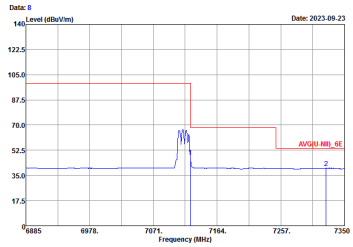 Freq Level Over Limit Limit Line ReadAntenna Level Factor Cable Loss Preamp Factor A/Pos T/Pos Remark MHz dBuV/m dB dBuV/m dBuV dB/m dB dB cm deg 1 7125.00 47.89 -20.31 68.20 34.62 36.65 10.20 33.58 100 323 Average 2 7323.03 40.00 -14.00 54.00 26.78 36.73 10.18 33.69 100 323 Average	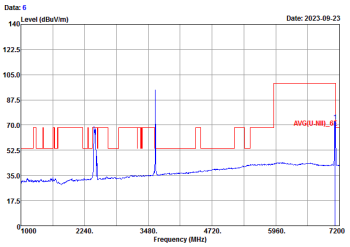 Freq Level Over Limit Limit Line ReadAntenna Level Factor Cable Loss Preamp Factor A/Pos T/Pos Remark MHz dBuV/m dB dBuV/m dBuV dB/m dB dB cm deg 1 7115.00 72.45 -26.75 99.20 59.17 36.65 10.20 33.57 100 323 Average

WIFI	2.4GHz 2400~2483.5MHz Band Edge @ 3m	
ANT	11a_TX_CH233+11be EHT40_CH06+B48 Link+BLE_TX_CH38Co-location	
7	Horizontal	Fundamental
Peak	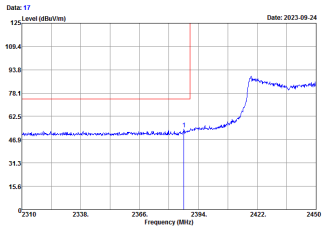 Freq Level Over Limit Limit Line ReadAntenna Level Factor Cable Loss Factor Preamp Factor A/Pos T/Pos Remark MHz dBuV/m dB dBuV/m dBuV dB/m dB dB cm deg 1 * 2387.14 54.01 -19.99 74.00 51.27 30.63 5.37 33.26 100 230 Peak	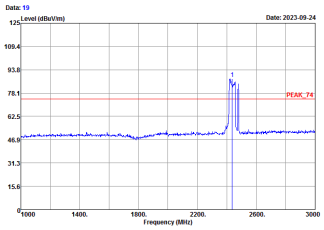 Freq Level Over Limit Limit Line ReadAntenna Level Factor Cable Loss Factor Preamp Factor A/Pos T/Pos Remark MHz dBuV/m dB dBuV/m dBuV dB/m dB dB cm deg 1 * 2437.00 87.65 13.65 74.00 84.77 30.66 5.41 33.19 100 230 Peak
Avg.	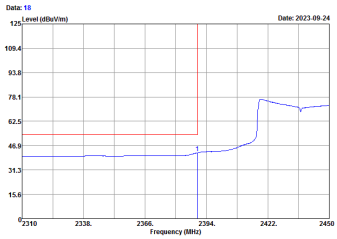 Freq Level Over Limit Limit Line ReadAntenna Level Factor Cable Loss Factor Preamp Factor A/Pos T/Pos Remark MHz dBuV/m dB dBuV/m dBuV dB/m dB dB cm deg 1 2389.94 42.23 -11.77 54.00 39.48 30.63 5.37 33.25 100 230 Average	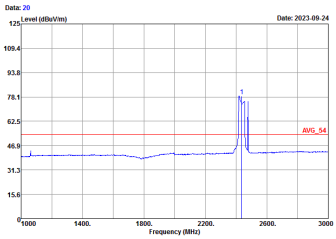 Freq Level Over Limit Limit Line ReadAntenna Level Factor Cable Loss Factor Preamp Factor A/Pos T/Pos Remark MHz dBuV/m dB dBuV/m dBuV dB/m dB dB cm deg 1 * 2437.00 78.71 24.71 54.00 75.83 30.66 5.41 33.19 100 230 Average

WIFI	2.4GHz 2400~2483.5MHz Band Edge @ 3m	
ANT	11a_TX_CH233+11be EHT40_CH06+B48 Link+BLE_TX_CH38Co-location	
7	Horizontal	Fundamental
Peak	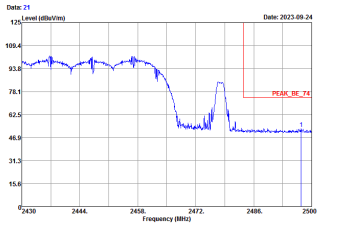 Freq Level Over Limit Limit Line ReadAntenna Level Factor Cable Loss Factor Preamp Factor A/Pos T/Pos Remark MHz dBuV/m dB dBuV/m dBuV dB/m dB dB cm deg 1 * 2497.41 52.94 -21.06 74.00 49.88 30.70 5.46 33.10 100 230 Peak	
Avg.	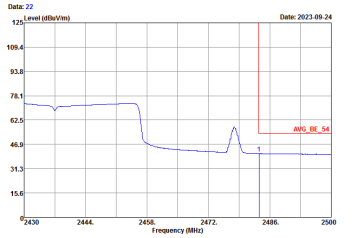 Freq Level Over Limit Limit Line ReadAntenna Level Factor Cable Loss Factor Preamp Factor A/Pos T/Pos Remark MHz dBuV/m dB dBuV/m dBuV dB/m dB dB cm deg 1 2483.55 40.94 -13.06 54.00 37.91 30.69 5.46 33.12 100 230 Average	

WIFI	2.4GHz 2400~2483.5MHz Band Edge @ 3m	
ANT	11a_TX_CH233+11be EHT40_CH06+B48 Link+BLE_TX_CH38Co-location	
7	Vertical	Fundamental
Peak	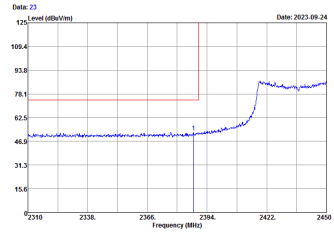 Freq Level Over Limit Limit Line ReadAntenna Level Factor Cable Loss Preamp Factor A/Pos T/Pos Remark MHz dBuV/m dB dBuV/m dBuV dB/m dB dB cm deg 1 * 2387.56 52.84 -21.16 74.00 50.10 30.63 5.37 33.26 280 86 Peak	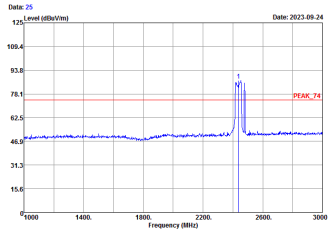 Freq Level Over Limit Limit Line ReadAntenna Level Factor Cable Loss Preamp Factor A/Pos T/Pos Remark MHz dBuV/m dB dBuV/m dBuV dB/m dB dB cm deg 1 * 2437.00 86.98 12.98 74.00 84.10 30.66 5.41 33.19 280 86 Peak
Avg.	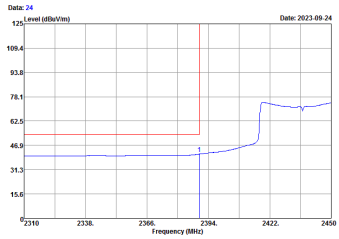 Freq Level Over Limit Limit Line ReadAntenna Level Factor Cable Loss Preamp Factor A/Pos T/Pos Remark MHz dBuV/m dB dBuV/m dBuV dB/m dB dB cm deg 1 2389.94 41.29 -12.71 54.00 38.54 30.63 5.37 33.25 280 86 Average	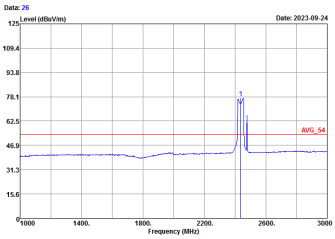 Freq Level Over Limit Limit Line ReadAntenna Level Factor Cable Loss Preamp Factor A/Pos T/Pos Remark MHz dBuV/m dB dBuV/m dBuV dB/m dB dB cm deg 1 * 2437.00 77.14 23.14 54.00 74.26 30.66 5.41 33.19 280 86 Average

WIFI	2.4GHz 2400~2483.5MHz Band Edge @ 3m	
ANT	11a_TX_CH233+11be EHT40_CH06+B48 Link+BLE_TX_CH38Co-location	
7	Vertical	Fundamental
Peak	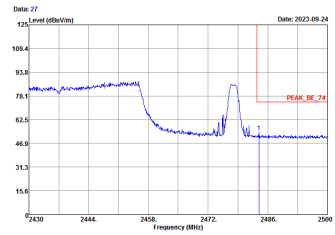 Freq Level Over Limit Limit Line ReadAntenna Level Factor Cable Loss Preamp Factor A/Pos T/Pos Remark MHz dBuV/m dB dBuV/m dBuV dB/m dB dB cm deg 1 * 2483.90 54.17 -19.83 74.00 51.14 30.69 5.46 33.12 280 86 Peak	
Avg.	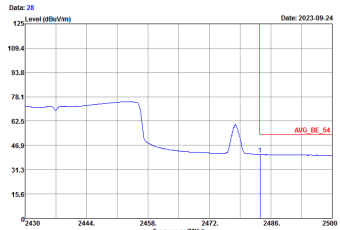 Freq Level Over Limit Limit Line ReadAntenna Level Factor Cable Loss Preamp Factor A/Pos T/Pos Remark MHz dBuV/m dB dBuV/m dBuV dB/m dB dB cm deg 1 2483.55 41.02 -12.98 54.00 37.99 30.69 5.46 33.12 280 86 Average	

BLE	2.4GHz 2400~2483.5MHz Band Edge @ 3m	
ANT	11a_TX_CH233+11be EHT40_CH06+B48 Link+BLE_TX_CH38Co-location	
12	Horizontal	Fundamental
Peak	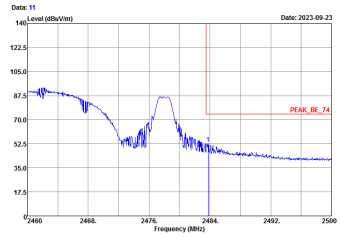 Freq Level Over Limit Limit Line ReadAntenna Level Factor Cable Loss Factor Preamp Factor A/Pos T/Pos Remark MHz dBuV/m dB dBuV/m dBuV dB/m dB dB cm deg 1 * 2483.76 52.78 -21.22 74.00 49.75 30.69 5.46 33.12 299 86 Peak	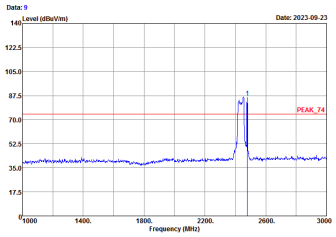 Freq Level Over Limit Limit Line ReadAntenna Level Factor Cable Loss Factor Preamp Factor A/Pos T/Pos Remark MHz dBuV/m dB dBuV/m dBuV dB/m dB dB cm deg 1 * 2478.00 86.24 12.24 74.00 83.22 30.69 5.46 33.13 299 86 Peak
Avg.	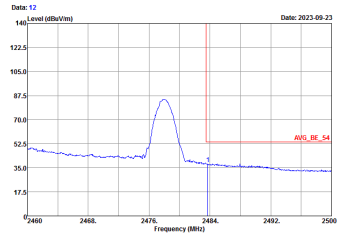 Freq Level Over Limit Limit Line ReadAntenna Level Factor Cable Loss Factor Preamp Factor A/Pos T/Pos Remark MHz dBuV/m dB dBuV/m dBuV dB/m dB dB cm deg 1 2483.72 37.91 -16.09 54.00 34.88 30.69 5.46 33.12 299 86 Average	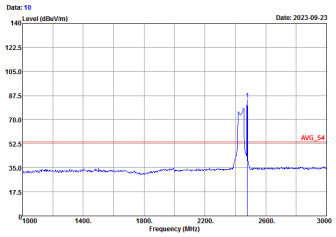 Freq Level Over Limit Limit Line ReadAntenna Level Factor Cable Loss Factor Preamp Factor A/Pos T/Pos Remark MHz dBuV/m dB dBuV/m dBuV dB/m dB dB cm deg 1 * 2478.00 84.60 30.60 54.00 81.58 30.69 5.46 33.13 299 86 Average

BLE	2.4GHz 2400~2483.5MHz Band Edge @ 3m	
ANT	11a_TX_CH233+11be EHT40_CH06+B48 Link+BLE_TX_CH38Co-location	
12	Vertical	Fundamental
Peak	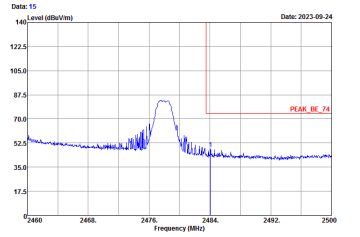 Freq Level Over Limit Limit Line ReadAntenna Level Factor Cable Loss Preamp Factor A/Pos T/Pos Remark MHz dBuV/m dB dBuV/m dBuV dB/m dB dB cm deg 1 * 2484.08 48.51 -25.49 74.00 45.48 30.69 5.46 33.12 334 254 Peak	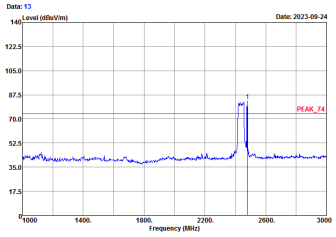 Freq Level Over Limit Limit Line ReadAntenna Level Factor Cable Loss Preamp Factor A/Pos T/Pos Remark MHz dBuV/m dB dBuV/m dBuV dB/m dB dB cm deg 1 * 2478.00 83.05 9.05 74.00 80.03 30.69 5.46 33.13 334 254 Peak
Avg.	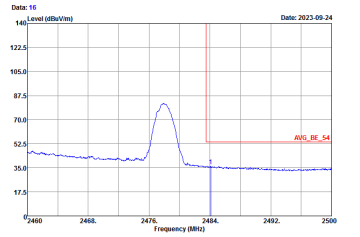 Freq Level Over Limit Limit Line ReadAntenna Level Factor Cable Loss Preamp Factor A/Pos T/Pos Remark MHz dBuV/m dB dBuV/m dBuV dB/m dB dB cm deg 1 2484.12 36.27 -17.73 54.00 33.24 30.69 5.46 33.12 334 254 Average	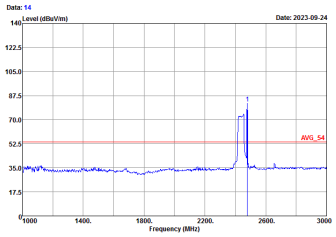 Freq Level Over Limit Limit Line ReadAntenna Level Factor Cable Loss Preamp Factor A/Pos T/Pos Remark MHz dBuV/m dB dBuV/m dBuV dB/m dB dB cm deg 1 * 2478.00 81.91 27.91 54.00 78.89 30.69 5.46 33.13 334 254 Average

Mode 84 11a_CH233+11be EHT40_CH06+LTE B48 (Harmonic @ 3m)

WIFI	U-NII 8 - 6875-7125MHz Harmonic @ 3m	
ANT	11a_CH233+11be EHT40_CH06+LTE B48 Link Co-location	
7+12/ 9+15	Horizontal	Vertical
Peak	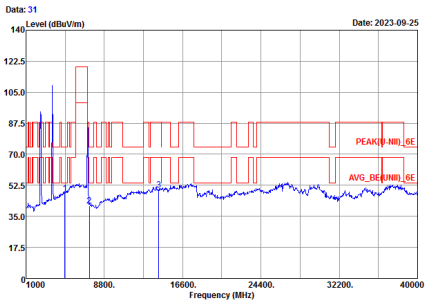 Freq Level Over Limit Limit Line ReadAntenna Level Cable Loss Preamp Factor A/Pos T/Pos Remark MHz dBuV/m dB dBuV/m dBuV dB/m dB dB cm deg 1 4874.00 48.03 -25.97 74.00 36.37 35.55 8.76 32.65 --- --- Peak 2 7311.00 41.04 -32.96 74.00 59.00 36.72 10.18 64.86 --- --- Peak 3 * 14230.80 49.73 -18.57 68.30 59.09 40.55 13.98 63.89 --- --- Peak	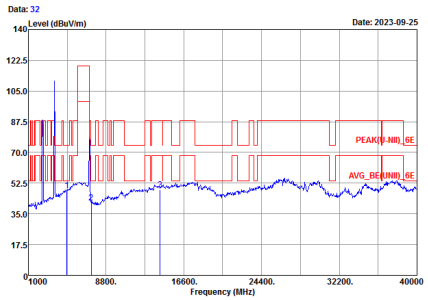 Freq Level Over Limit Limit Line ReadAntenna Level Cable Loss Preamp Factor A/Pos T/Pos Remark MHz dBuV/m dB dBuV/m dBuV dB/m dB dB cm deg 1 4874.00 48.46 -25.54 74.00 36.80 35.55 8.76 32.65 --- --- Peak 2 7311.00 41.29 -32.71 74.00 59.25 36.72 10.18 64.86 --- --- Peak 3 * 14230.80 48.78 -19.52 68.30 58.14 40.55 13.98 63.89 --- --- Peak

Mode 85 11a_CH233+11be EHT40_CH06+LTE B48+BLE_CH38 (Harmonic @ 3m)

WIFI	U-NII 8 - 6875-7125MHz Harmonic @ 3m	
ANT	11a_CH233+11be EHT40_CH06+LTE B48+BLE_CH38 Co-location	
7/12/9+15	Horizontal	Vertical
Peak	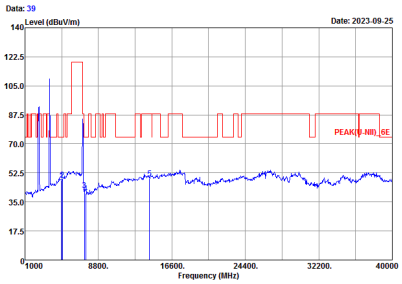 Freq Level Over Limit Limit Line ReadAntenna Level Cable Loss Preamp Factor A/Pos T/Pos Remark MHz dBuV/m dB dBuV/m dBuV dB/m dB dB cm deg 1 4874.00 47.81 -26.19 74.00 36.15 35.55 8.76 32.65 --- --- Peak 2 4956.00 48.20 -25.80 74.00 36.64 35.71 8.53 32.68 --- --- Peak 3 7311.00 42.12 -31.88 74.00 60.08 36.72 10.18 64.86 --- --- Peak 4 7434.00 40.12 -33.88 74.00 58.04 36.77 10.17 64.86 --- --- Peak 5 * 14230.00 49.31 -18.99 68.30 58.67 40.55 13.98 63.89 --- --- Peak	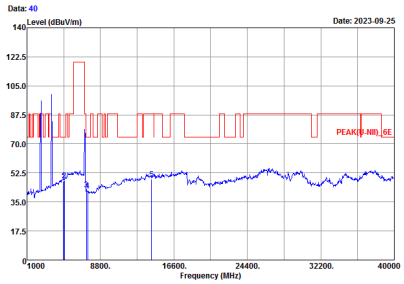 Freq Level Over Limit Limit Line ReadAntenna Level Cable Loss Preamp Factor A/Pos T/Pos Remark MHz dBuV/m dB dBuV/m dBuV dB/m dB dB cm deg 1 4874.00 47.76 -26.24 74.00 36.10 35.55 8.76 32.65 --- --- Peak 2 4956.00 47.94 -26.06 74.00 36.38 35.71 8.53 32.68 --- --- Peak 3 7311.00 42.70 -31.30 74.00 60.66 36.72 10.18 64.86 --- --- Peak 4 7434.00 41.88 -32.12 74.00 59.80 36.77 10.17 64.86 --- --- Peak 5 * 14230.00 48.83 -19.47 68.30 58.19 40.55 13.98 63.89 --- --- Peak

Mode 86 11a_CH233+11be EHT40_CH06+LTE B48+BLE_CH38 (Harmonic @ 3m)

WIFI	U-NII 8 - 6875-7125MHz Harmonic @ 3m	
ANT	11a_CH233+11be EHT40_CH06+LTE B48+BLE_CH38 Co-location	
12/7/9+15	Horizontal	Vertical
Peak	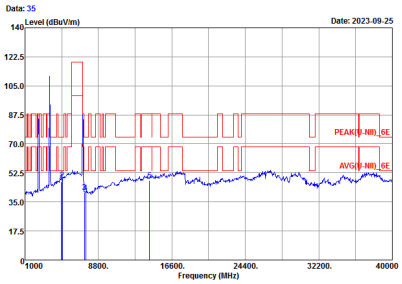 Over Limit Limit ReadAntenna Cable Preamp A/Pos T/Pos Freq Level Limit Line Level Factor Loss Factor Remark MHz dBuV/m dB dBuV/m dBuV dB/m dB dB cm deg 1 4874.00 47.27 -26.73 74.00 35.61 35.55 8.76 32.65 --- --- Peak 2 4956.00 48.23 -25.77 74.00 36.67 35.71 8.53 32.68 --- --- Peak 3 7311.00 41.12 -32.88 74.00 59.08 36.72 10.18 64.86 --- --- Peak 4 7434.00 40.40 -33.60 74.00 58.32 36.77 10.17 64.86 --- --- Peak 5 * 14230.00 47.84 -20.46 68.30 57.20 40.55 13.98 63.89 --- --- Peak	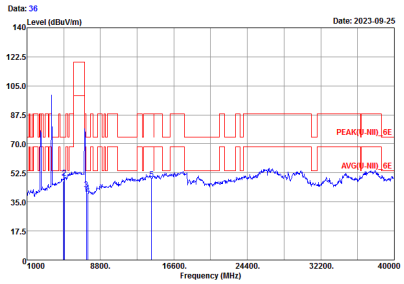 Over Limit Limit ReadAntenna Cable Preamp A/Pos T/Pos Freq Level Limit Line Level Factor Loss Factor Remark MHz dBuV/m dB dBuV/m dBuV dB/m dB dB cm deg 1 4874.00 47.54 -26.46 74.00 35.88 35.55 8.76 32.65 --- --- Peak 2 4956.00 49.39 -24.61 74.00 37.83 35.71 8.53 32.68 --- --- Peak 3 7311.00 42.31 -31.69 74.00 60.27 36.72 10.18 64.86 --- --- Peak 4 7434.00 40.40 -33.60 74.00 58.32 36.77 10.17 64.86 --- --- Peak 5 * 14230.00 48.63 -19.67 68.30 57.99 40.55 13.98 63.89 --- --- Peak

Note: the highest signals over limit are co-location fundamental signals.

Appendix E. Duty Cycle Plots

Antenna	Band	Duty Cycle(%)	T(ms)	1/T(kHz)	VBW Setting
9/15	802.11a	98.97	-	-	10Hz
9/15	802.11be EHT20	100	-	-	10Hz
9/15	802.11be EHT40	100	-	-	10Hz
9/15	802.11be EHT80	100	-	-	10Hz
9/15	802.11be EHT160	100	-	-	10Hz
9/15	802.11be EHT320	98.04	-	-	10Hz

802.11a

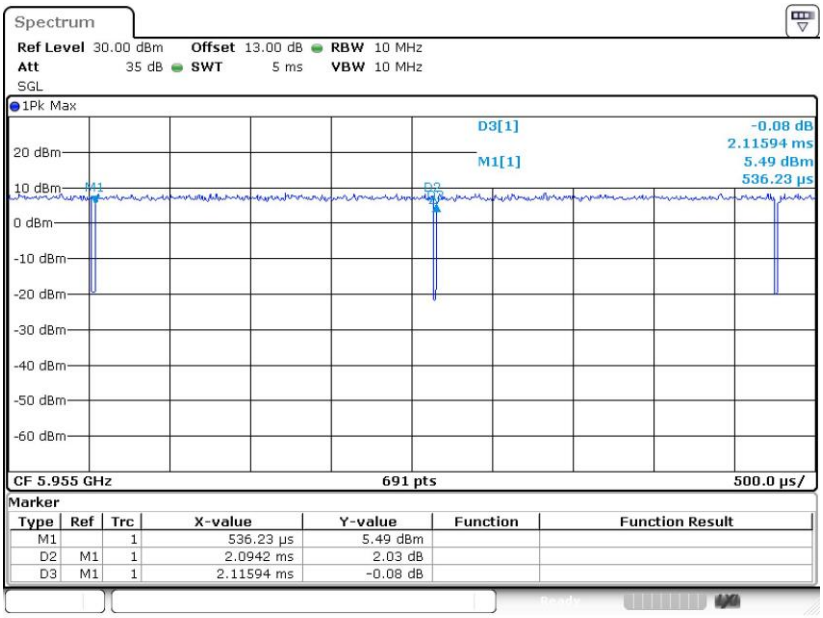

802.11be EHT20

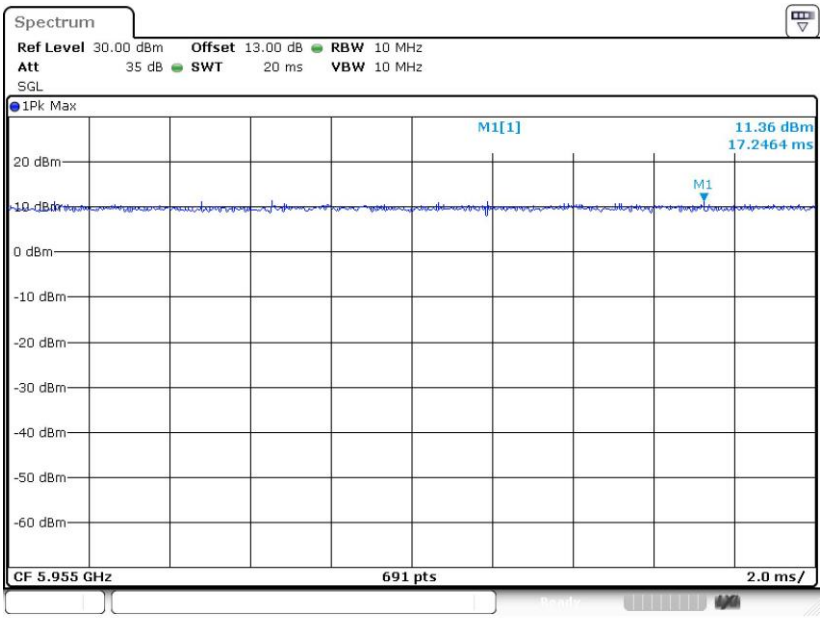

Date: 7.SEP.2023 00:56:31

802.11be EHT40

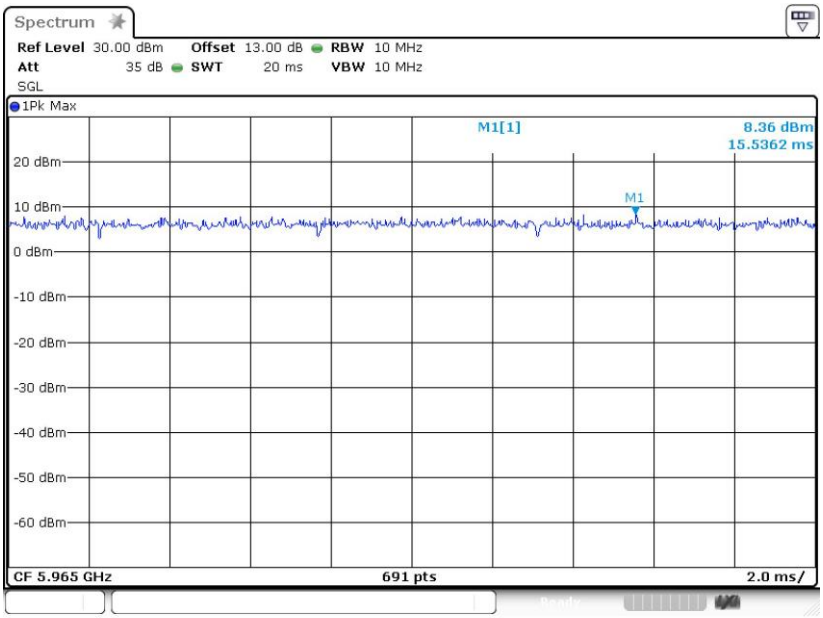

Date: 7.SEP.2023 01:13:49

802.11be EHT80

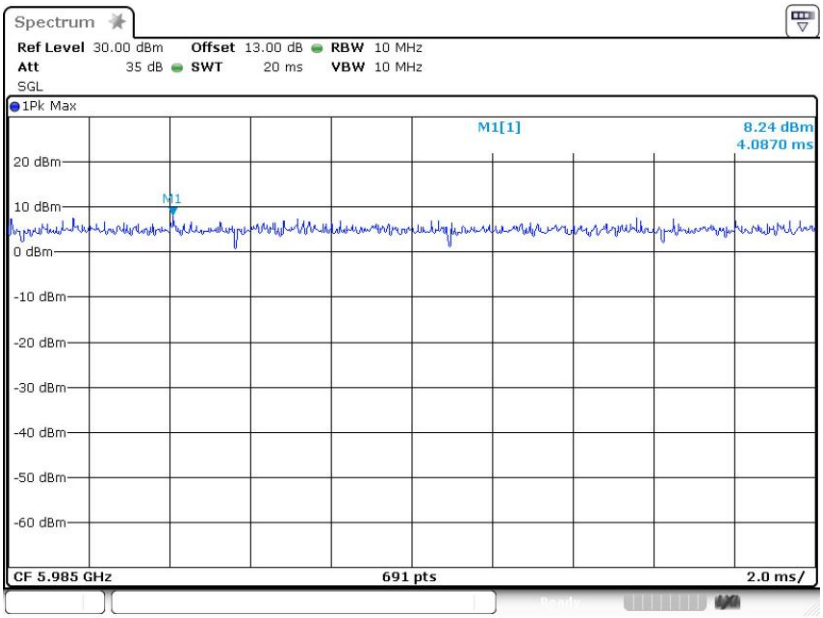

Date: 7.SEP.2023 01:31:12

802.11be EHT160

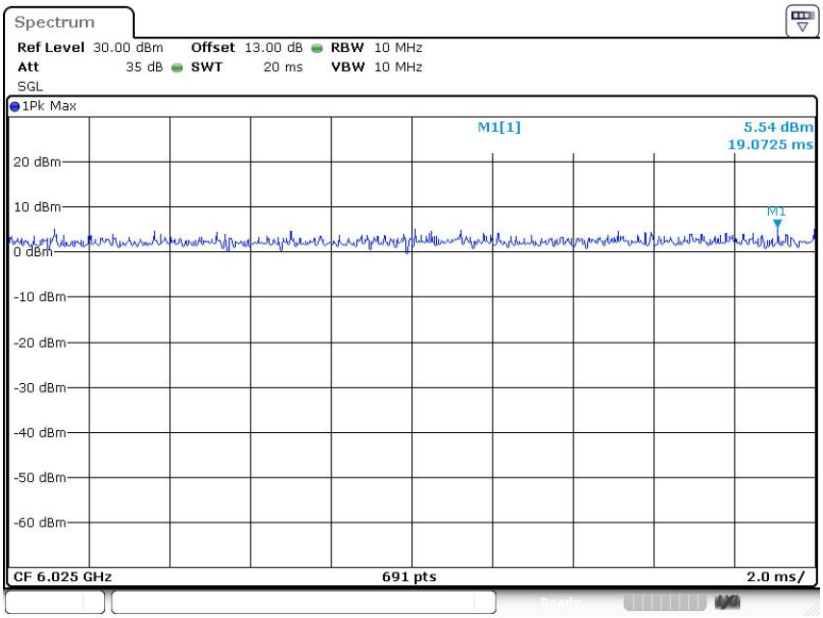

Date: 7.SEP.2023 01:45:25

802.11be EHT320

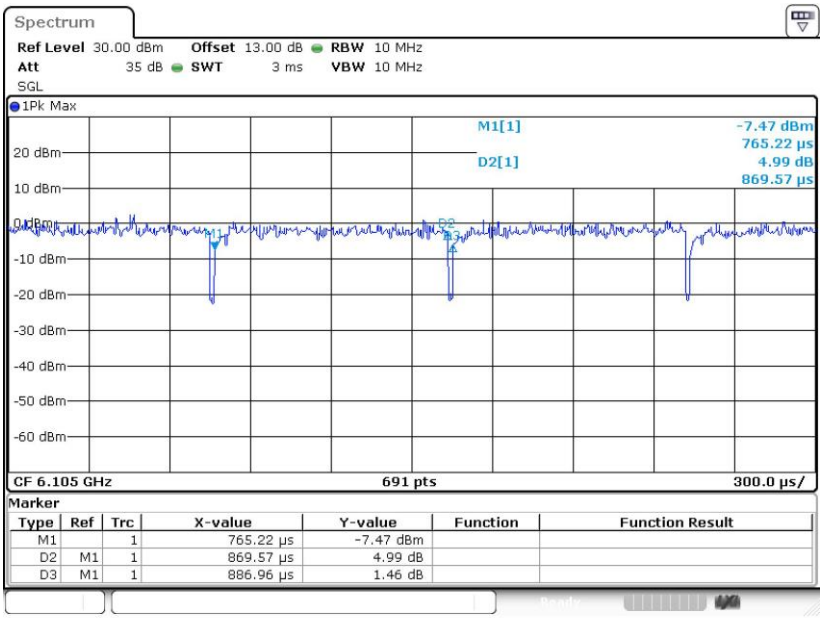

Date: 7.SEP.2023 01:56:57