Mode	39	
	Band Edge - L	
	2400-2483.5_802.11be ETH40_CH06_Full RU _2437MHz	
ANT	CDD 7+12	
Pol.	Vertical	Fundamental
Peak	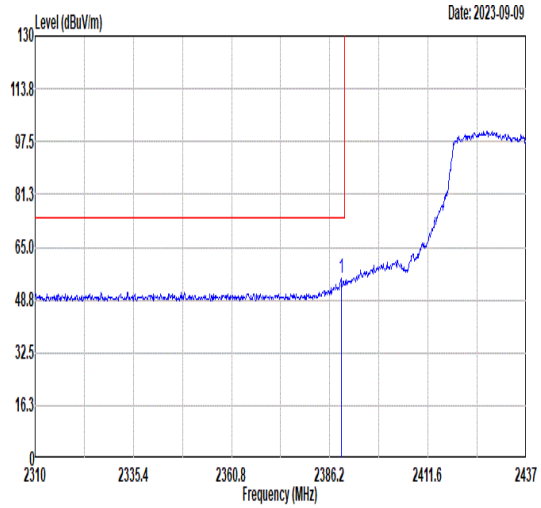 Freq Level Limit Line Margin Read Level Ant Factor Cable Loss Preamp Factor APos TPos Remark MHz dBuV/m dBuV/m dB dBuV dB/m dB dB cm deg 1 2389.12 55.21 74.00 -18.79 51.88 32.21 4.79 33.67 300 236 PEAK	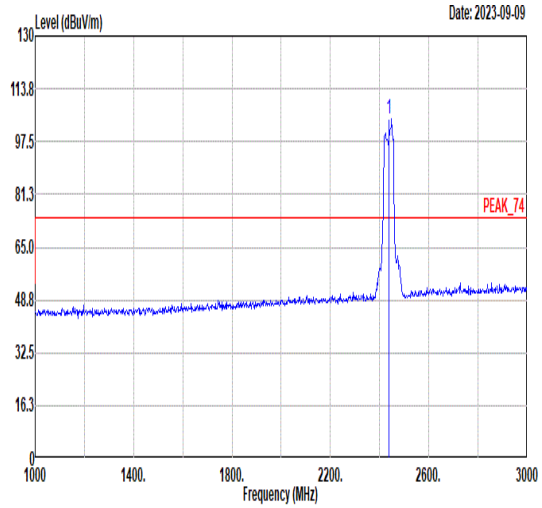 Freq Level Limit Line Margin Read Level Ant Factor Cable Loss Preamp Factor APos TPos Remark MHz dBuV/m dBuV/m dB dBuV dB/m dB dB cm deg 1 2437.00 104.43 ------ ------ 100.83 32.36 4.87 33.63 300 236 PEAK
Avg	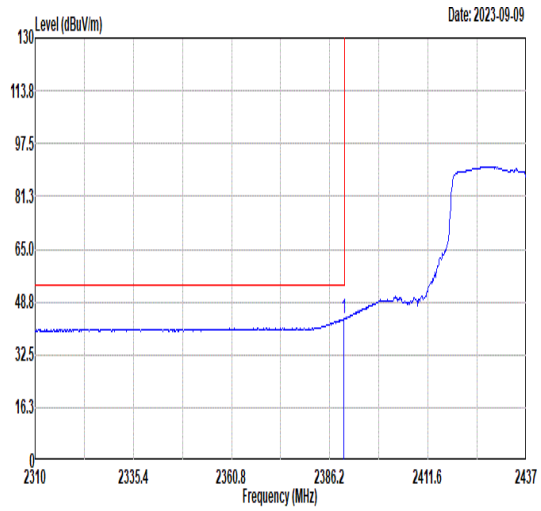 Freq Level Limit Line Margin Read Level Ant Factor Cable Loss Preamp Factor APos TPos Remark MHz dBuV/m dBuV/m dB dBuV dB/m dB dB cm deg 1 2389.88 43.50 54.00 -10.50 40.16 32.21 4.80 33.67 300 236 AVERAGE	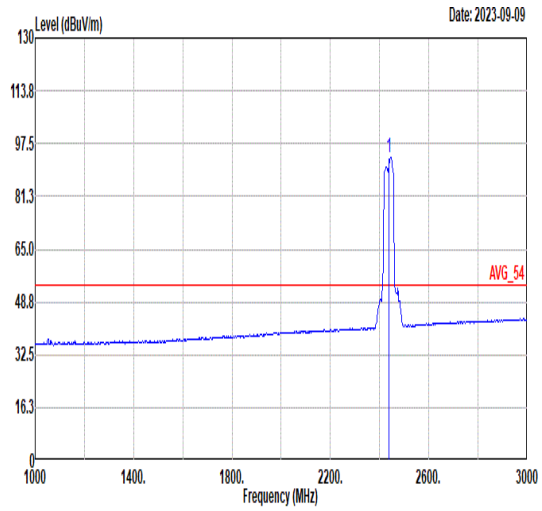 Freq Level Limit Line Margin Read Level Ant Factor Cable Loss Preamp Factor APos TPos Remark MHz dBuV/m dBuV/m dB dBuV dB/m dB dB cm deg 1 2437.00 93.26 ------ ------ 89.66 32.36 4.87 33.63 300 236 AVERAGE

Mode	39	
	Band Edge - R	
	2400-2483.5_802.11be ETH40_CH06_Full RU _2437MHz	
ANT	CDD 7+12	
Pol.	Vertical	Fundamental
Peak	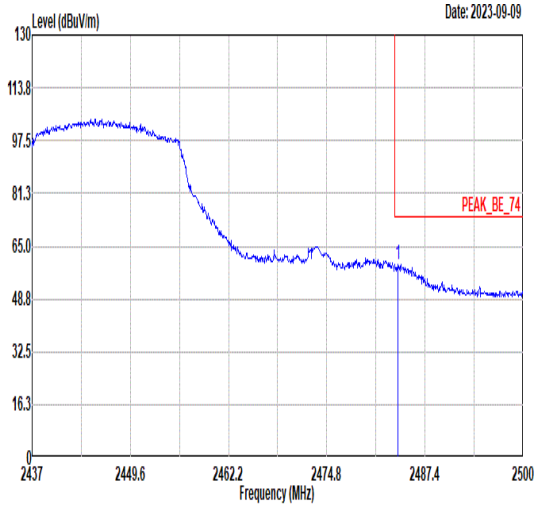 Freq Level Limit Line Margin Read Level Ant Factor Cable Loss Preamp Factor APos TPos Remark MHz dBuV/m dBuV/m dB dBuV dB/m dB dB cm deg 1 2483.94 59.25 74.00 -14.75 55.48 32.46 4.92 33.61 300 236 PEAK	Blank
Avg	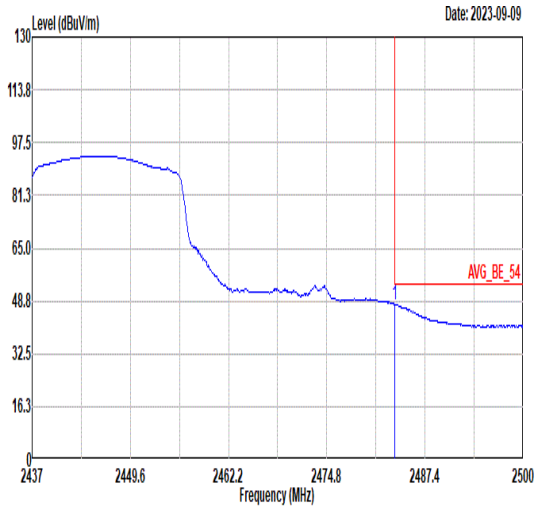 Freq Level Limit Line Margin Read Level Ant Factor Cable Loss Preamp Factor APos TPos Remark MHz dBuV/m dBuV/m dB dBuV dB/m dB dB cm deg 1 2483.56 47.66 54.00 -6.34 43.89 32.46 4.92 33.61 300 236 AVERAGE	Blank

Mode	40	
	Band Edge	
	2400-2483.5_802.11be ETH40_CH09_Full RU _2452MHz	
ANT	CDD 7+12	
Pol.	Horizontal	Fundamental
Peak	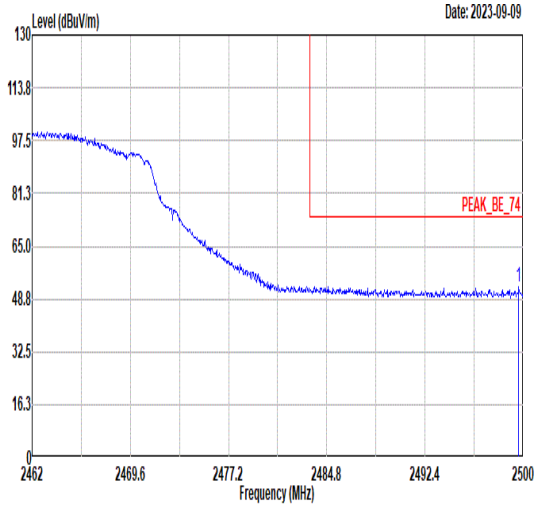 Freq Level Limit Line Margin Read Level Ant Factor Cable Loss Preamp Factor APos TPos Remark MHz dBuV/m dBuV/m dB dBuV dB/m dB dB cm deg 1 2499.66 52.44 74.00 -21.56 48.60 32.50 4.94 33.60 100 19 PEAK	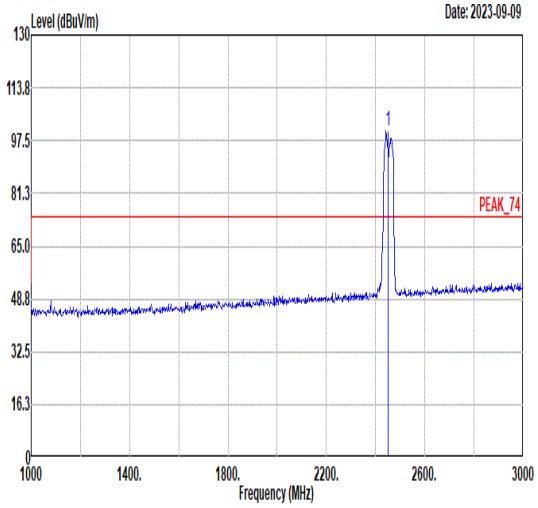 Freq Level Limit Line Margin Read Level Ant Factor Cable Loss Preamp Factor APos TPos Remark MHz dBuV/m dBuV/m dB dBuV dB/m dB dB cm deg 1 2452.00 100.56 ------ ------ 96.99 32.35 4.86 33.64 100 19 PEAK
Avg	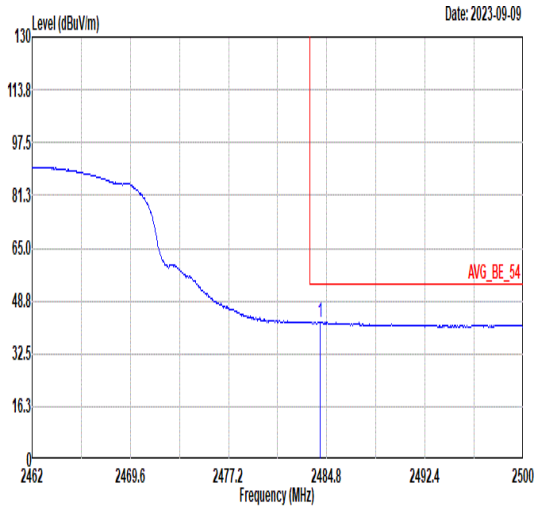 Freq Level Limit Line Margin Read Level Ant Factor Cable Loss Preamp Factor APos TPos Remark MHz dBuV/m dBuV/m dB dBuV dB/m dB dB cm deg 1 2484.31 42.24 54.00 -11.76 38.47 32.46 4.92 33.61 100 19 AVERAGE	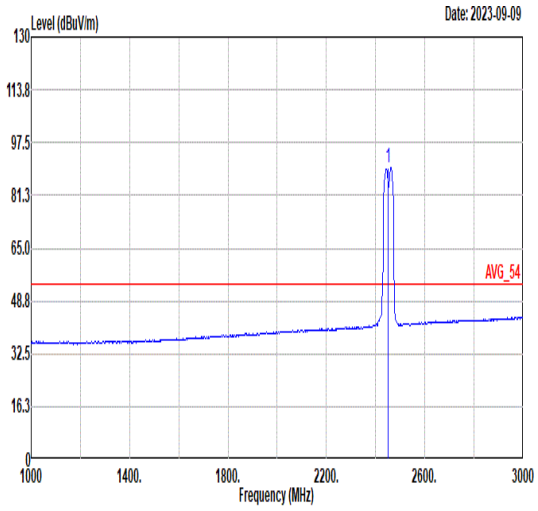 Freq Level Limit Line Margin Read Level Ant Factor Cable Loss Preamp Factor APos TPos Remark MHz dBuV/m dBuV/m dB dBuV dB/m dB dB cm deg 1 2452.00 89.65 ------ ------ 85.98 32.40 4.89 33.62 100 19 AVERAGE

Mode	40	
	Band Edge	
	2400-2483.5_802.11be ETH40_CH09_Full RU _2452MHz	
ANT	CDD 7+12	
Pol.	Vertical	Fundamental
Peak	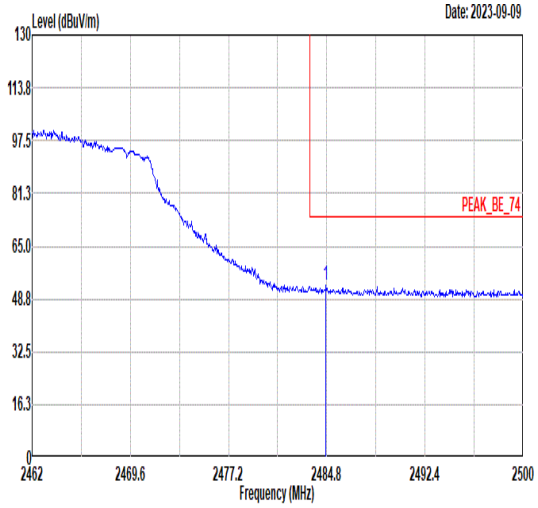 Freq Level Limit Line Margin Read Level Ant Factor Cable Loss Preamp Factor APos TPos Remark MHz dBuV/m dBuV/m dB dBuV dB/m dB dB cm deg 1 2484.72 52.79 74.00 -21.21 49.02 32.46 4.92 33.61 115 298 PEAK	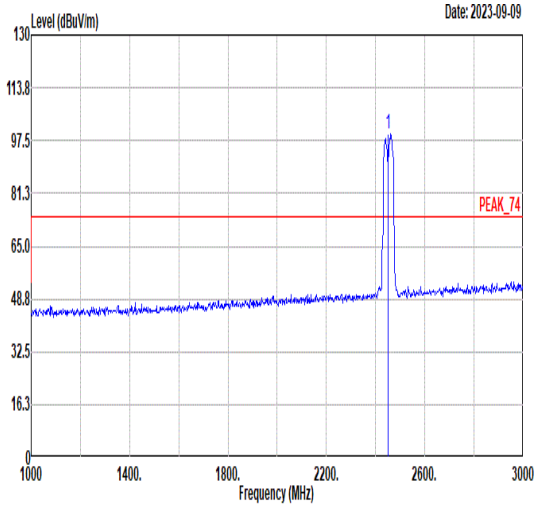 Freq Level Limit Line Margin Read Level Ant Factor Cable Loss Preamp Factor APos TPos Remark MHz dBuV/m dBuV/m dB dBuV dB/m dB dB cm deg 1 2452.00 99.37 ------ ------ 95.71 32.40 4.89 33.63 115 298 PEAK
Avg	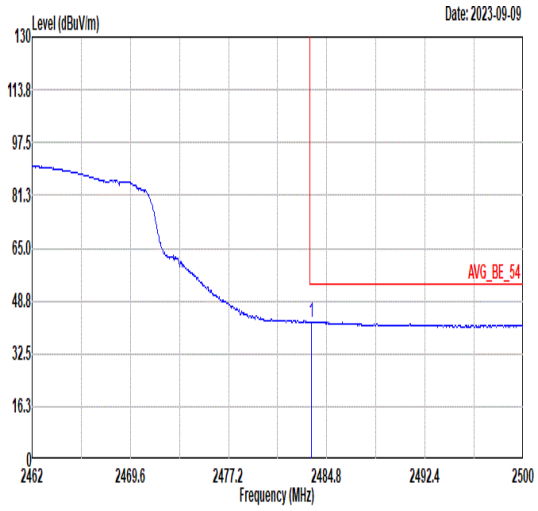 Freq Level Limit Line Margin Read Level Ant Factor Cable Loss Preamp Factor APos TPos Remark MHz dBuV/m dBuV/m dB dBuV dB/m dB dB cm deg 1 2483.58 42.35 54.00 -11.65 38.58 32.46 4.92 33.61 115 298 AVERAGE	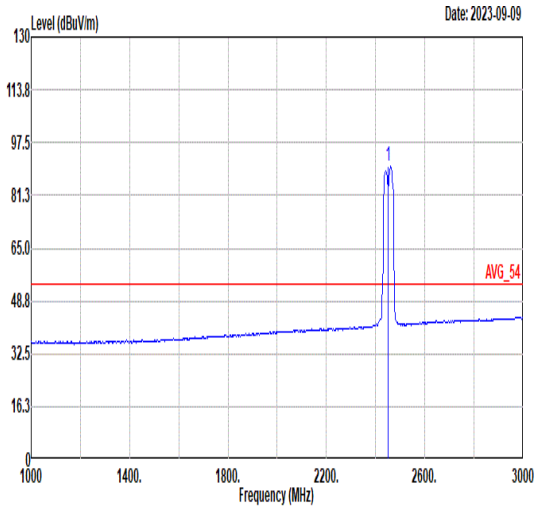 Freq Level Limit Line Margin Read Level Ant Factor Cable Loss Preamp Factor APos TPos Remark MHz dBuV/m dBuV/m dB dBuV dB/m dB dB cm deg 1 2452.00 90.09 ------ ------ 86.42 32.40 4.89 33.62 115 298 AVERAGE

Mode	41	
	Band Edge	
	2400-2483.5_802.11be ETH20_CH01_Single RU 26/0_2412MHz	
ANT	CDD 7+12	
Pol.	Horizontal	Fundamental
Peak	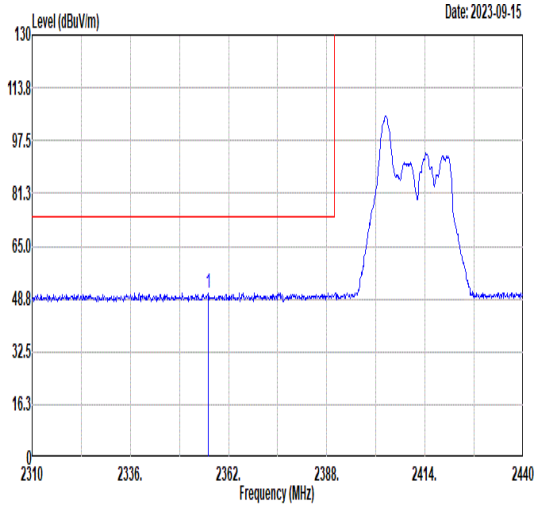 Freq Level Limit Line Margin Read Level Ant Factor Cable Loss Preamp Factor APos TPos Remark MHz dBuV/m dBuV/m dB dBuV dB/m dB dB cm deg 1 2356.54 50.67 74.00 -23.33 47.47 32.13 4.76 33.69 363 325 PEAK	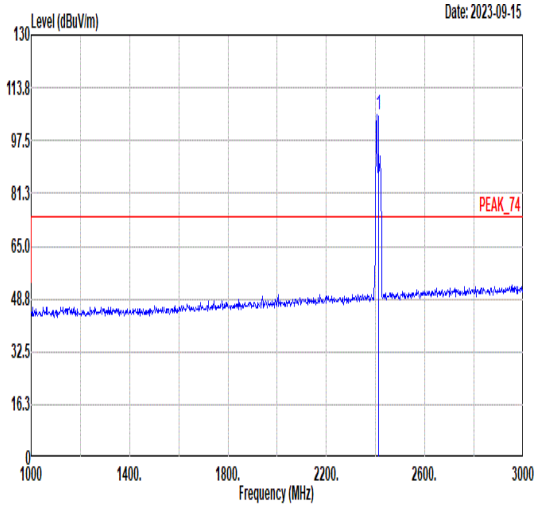 Freq Level Limit Line Margin Read Level Ant Factor Cable Loss Preamp Factor APos TPos Remark MHz dBuV/m dBuV/m dB dBuV dB/m dB dB cm deg 1 2412.00 105.31 ------ ------ 101.91 32.25 4.81 33.66 363 325 PEAK
Avg	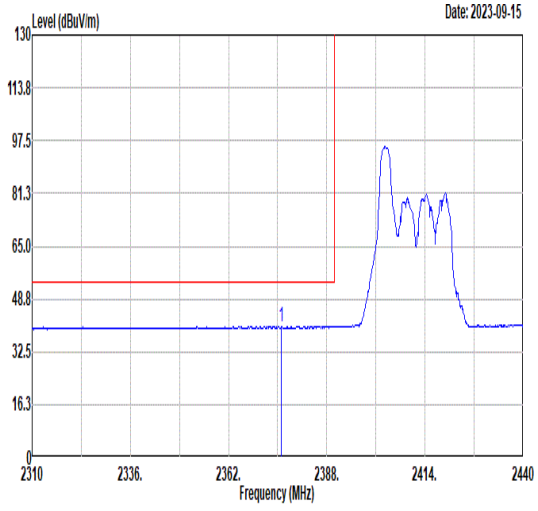 Freq Level Limit Line Margin Read Level Ant Factor Cable Loss Preamp Factor APos TPos Remark MHz dBuV/m dBuV/m dB dBuV dB/m dB dB cm deg 1 2376.04 40.31 54.00 -13.69 37.03 32.18 4.78 33.68 363 325 AVERAGE	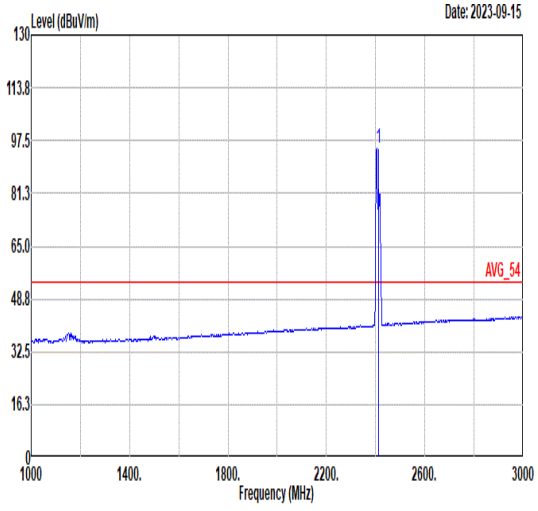 Freq Level Limit Line Margin Read Level Ant Factor Cable Loss Preamp Factor APos TPos Remark MHz dBuV/m dBuV/m dB dBuV dB/m dB dB cm deg 1 2412.00 95.20 ------ ------ 91.80 32.25 4.81 33.66 363 325 AVERAGE

Mode	41	
	Band Edge	
	2400-2483.5_802.11be ETH20_CH01_Single RU 26/0_2412MHz	
ANT	CDD 7+12	
Pol.	Vertical	Fundamental
Peak	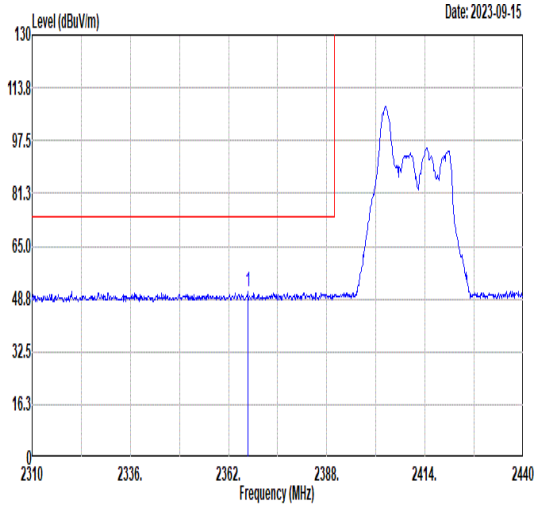 Freq Level Limit Line Margin Read Level Ant Factor Cable Loss Preamp Factor APos TPos Remark MHz dBuV/m dBuV/m dB dBuV dB/m dB dB cm deg 1 2367.07 51.26 74.00 -22.74 48.02 32.15 4.77 33.68 132 61 PEAK	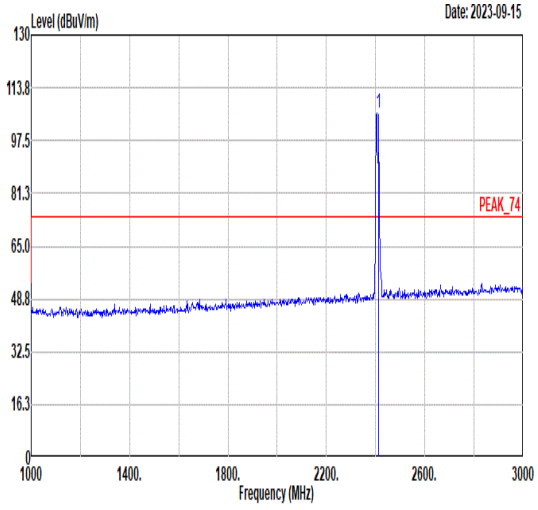 Freq Level Limit Line Margin Read Level Ant Factor Cable Loss Preamp Factor APos TPos Remark MHz dBuV/m dBuV/m dB dBuV dB/m dB dB cm deg 1 2412.00 105.95 ------ ------ 102.55 32.25 4.81 33.66 132 61 PEAK
Avg	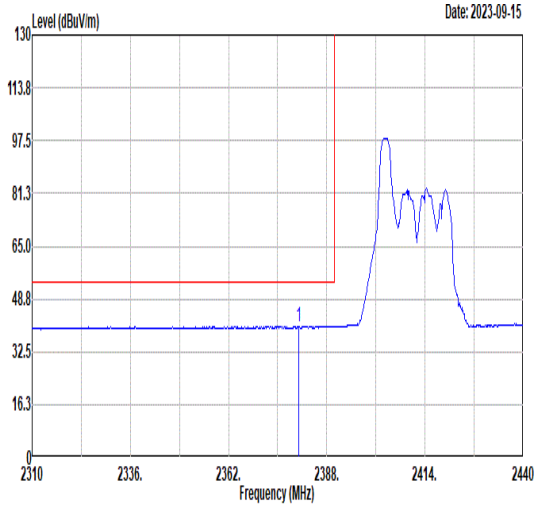 Freq Level Limit Line Margin Read Level Ant Factor Cable Loss Preamp Factor APos TPos Remark MHz dBuV/m dBuV/m dB dBuV dB/m dB dB cm deg 1 2380.59 40.43 54.00 -13.57 37.12 32.19 4.79 33.67 132 61 AVERAGE	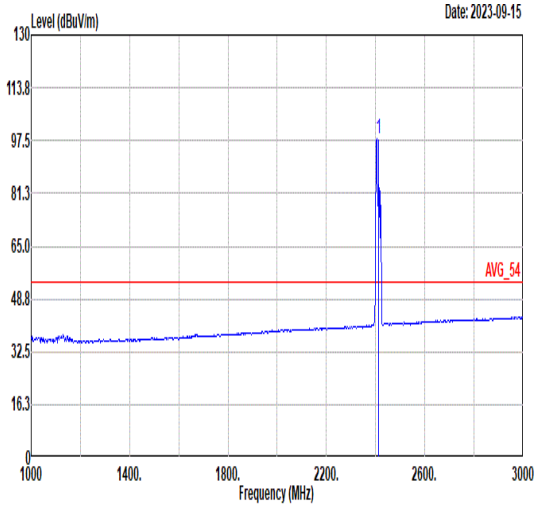 Freq Level Limit Line Margin Read Level Ant Factor Cable Loss Preamp Factor APos TPos Remark MHz dBuV/m dBuV/m dB dBuV dB/m dB dB cm deg 1 2412.00 98.12 ------ ------ 94.72 32.25 4.81 33.66 132 61 AVERAGE

Mode	42	
	Band Edge	
	2400-2483.5_802.11be ETH20_CH01_Single RU 52/37_2412MHz	
ANT	CDD 7+12	
Pol.	Horizontal	Fundamental
Peak	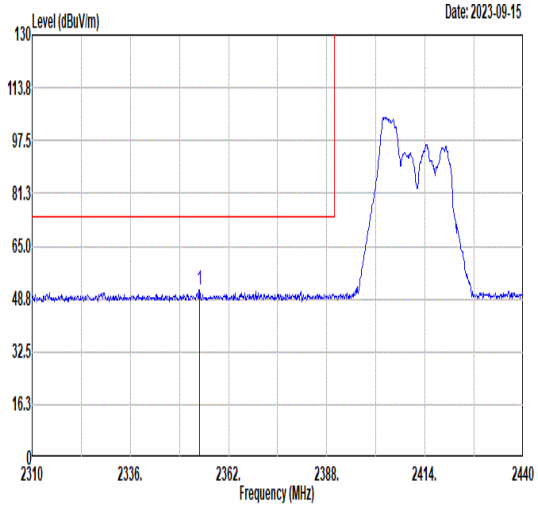 Freq Level Limit Line Margin Read Level Ant Factor Cable Loss Preamp Factor APos TPos Remark MHz dBuV/m dBuV/m dB dBuV dB/m dB dB cm deg 1 2354.33 51.28 74.00 -22.72 48.09 32.12 4.76 33.69 365 325 PEAK	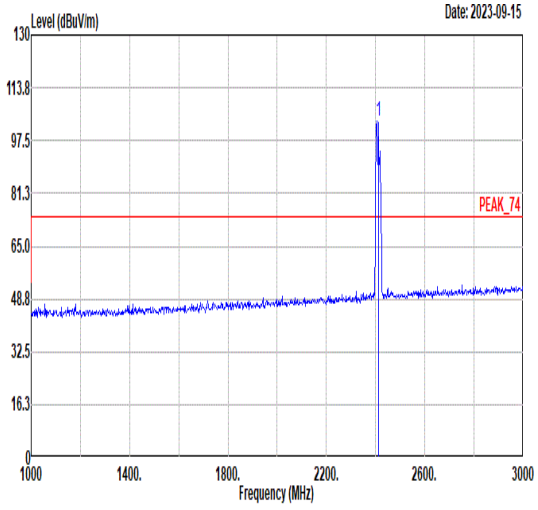 Freq Level Limit Line Margin Read Level Ant Factor Cable Loss Preamp Factor APos TPos Remark MHz dBuV/m dBuV/m dB dBuV dB/m dB dB cm deg 1 2412.00 103.57 ------ ------ 100.17 32.25 4.81 33.66 365 325 PEAK
Avg	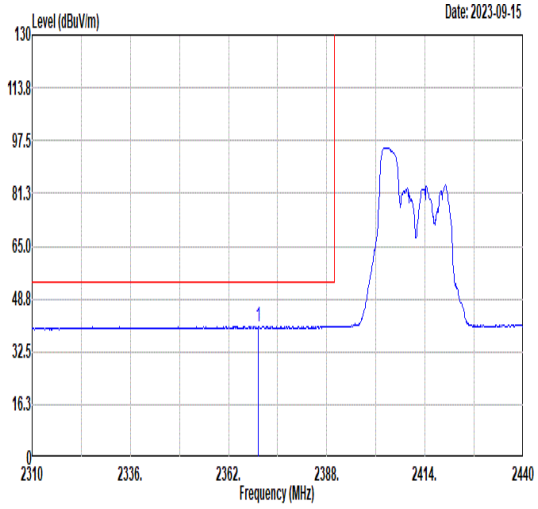 Freq Level Limit Line Margin Read Level Ant Factor Cable Loss Preamp Factor APos TPos Remark MHz dBuV/m dBuV/m dB dBuV dB/m dB dB cm deg 1 2369.93 40.38 54.00 -13.62 37.12 32.16 4.78 33.68 365 325 AVERAGE	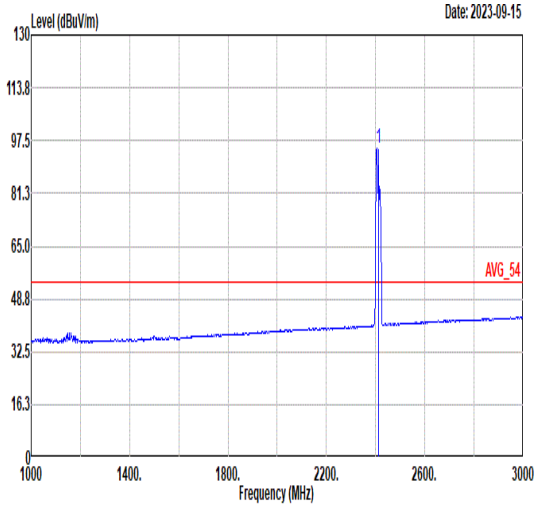 Freq Level Limit Line Margin Read Level Ant Factor Cable Loss Preamp Factor APos TPos Remark MHz dBuV/m dBuV/m dB dBuV dB/m dB dB cm deg 1 2412.00 95.23 ------ ------ 91.83 32.25 4.81 33.66 365 325 AVERAGE

Mode	42	
	Band Edge	
	2400-2483.5_802.11be ETH20_CH01_Single RU 52/37_2412MHz	
ANT	CDD 7+12	
Pol.	Vertical	Fundamental
Peak	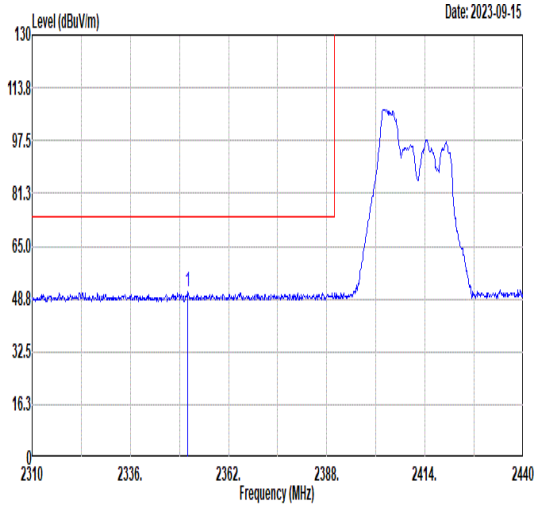 Freq Level Limit Line Margin Read Level Ant Factor Cable Loss Preamp Factor APos TPos Remark MHz dBuV/m dBuV/m dB dBuV dB/m dB dB cm deg 1 2351.21 51.09 74.00 -22.91 47.91 32.11 4.76 33.69 132 61 PEAK	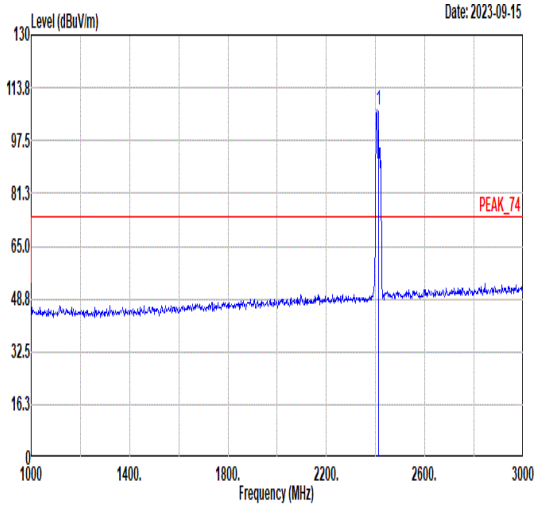 Freq Level Limit Line Margin Read Level Ant Factor Cable Loss Preamp Factor APos TPos Remark MHz dBuV/m dBuV/m dB dBuV dB/m dB dB cm deg 1 2412.00 107.01 ------ ------ 103.61 32.25 4.81 33.66 132 61 PEAK
Avg	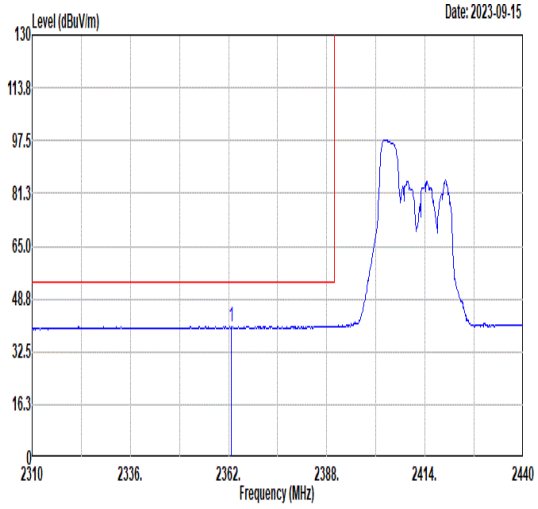 Freq Level Limit Line Margin Read Level Ant Factor Cable Loss Preamp Factor APos TPos Remark MHz dBuV/m dBuV/m dB dBuV dB/m dB dB cm deg 1 2362.78 40.40 54.00 -13.60 37.17 32.14 4.77 33.68 132 61 AVERAGE	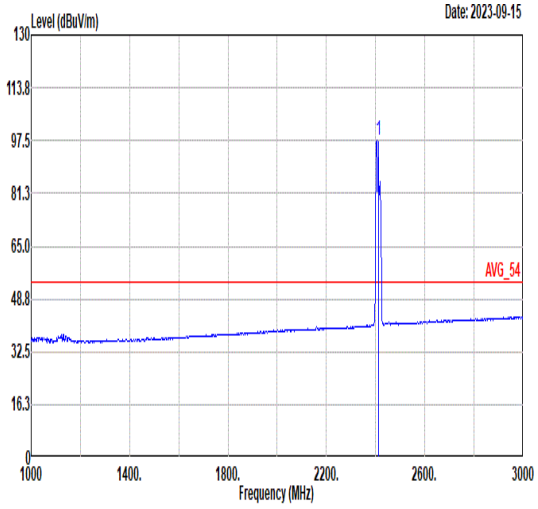 Freq Level Limit Line Margin Read Level Ant Factor Cable Loss Preamp Factor APos TPos Remark MHz dBuV/m dBuV/m dB dBuV dB/m dB dB cm deg 1 2412.00 97.52 ------ ------ 94.12 32.25 4.81 33.66 132 61 AVERAGE

Mode	43	
	Band Edge	
	2400-2483.5_802.11be ETH20_CH01_Single RU 106/53_2412MHz	
ANT	CDD 7+12	
Pol.	Horizontal	Fundamental
Peak	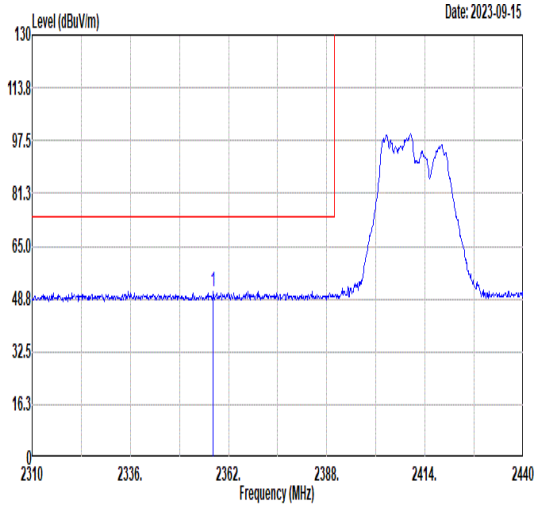 Limit Read Ant Cable Preamp APos TPos Freq Level Line Margin Level Factor Loss Factor Remark MHz dBuV/m dBuV/m dB dBuV dB/m dB dB cm deg 1 2357.97 51.22 74.00 -22.78 47.81 32.34 4.76 33.69 200 125 PEAK	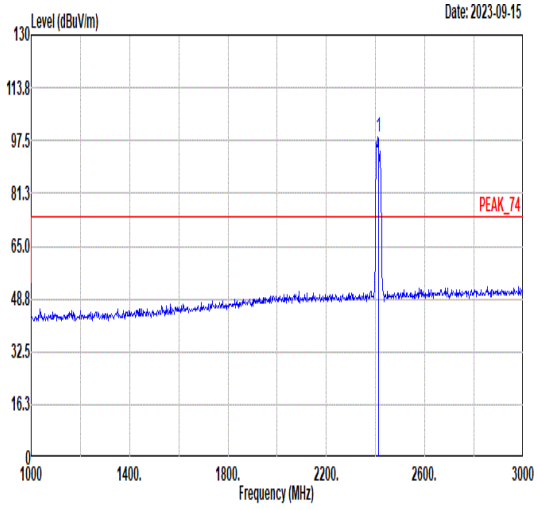 Limit Read Ant Cable Preamp APos TPos Freq Level Line Margin Level Factor Loss Factor Remark MHz dBuV/m dBuV/m dB dBuV dB/m dB dB cm deg 1 2412.00 98.40 ------ ------ 94.87 32.37 4.82 33.66 200 125 PEAK
Avg	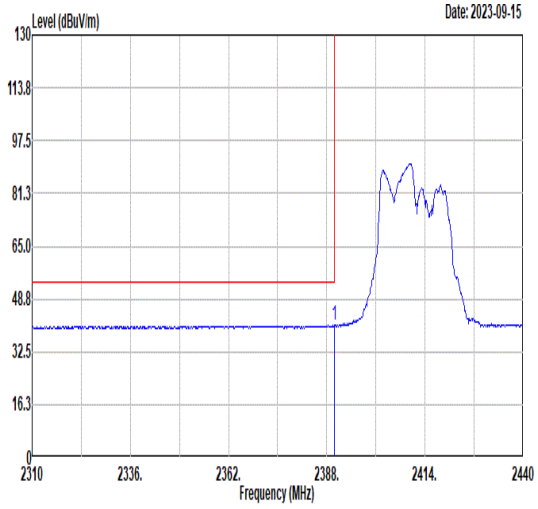 Limit Read Ant Cable Preamp APos TPos Freq Level Line Margin Level Factor Loss Factor Remark MHz dBuV/m dBuV/m dB dBuV dB/m dB dB cm deg 1 2389.95 40.62 54.00 -13.38 37.13 32.36 4.80 33.67 200 125 AVERAGE	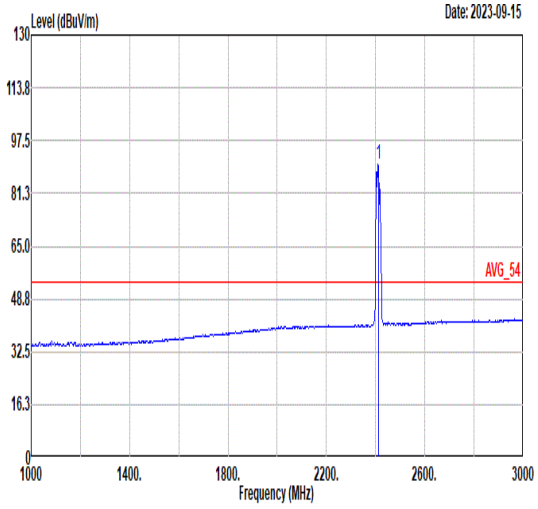 Limit Read Ant Cable Preamp APos TPos Freq Level Line Margin Level Factor Loss Factor Remark MHz dBuV/m dBuV/m dB dBuV dB/m dB dB cm deg 1 2412.00 90.28 ------ ------ 86.75 32.37 4.82 33.66 200 125 AVERAGE

Mode	43	
	Band Edge	
	2400-2483.5_802.11be ETH20_CH01_Single RU 106/53_2412MHz	
ANT	CDD 7+12	
Pol.	Vertical	Fundamental
Peak	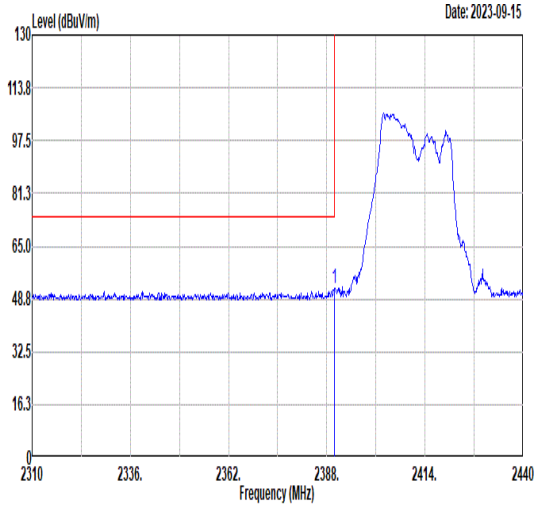 Freq Level Limit Line Margin Read Level Ant Factor Cable Loss Preamp Factor APos TPos Remark MHz dBuV/m dBuV/m dB dBuV dB/m dB dB cm deg 1 2389.95 52.23 74.00 -21.77 48.74 32.36 4.80 33.67 166 93 PEAK	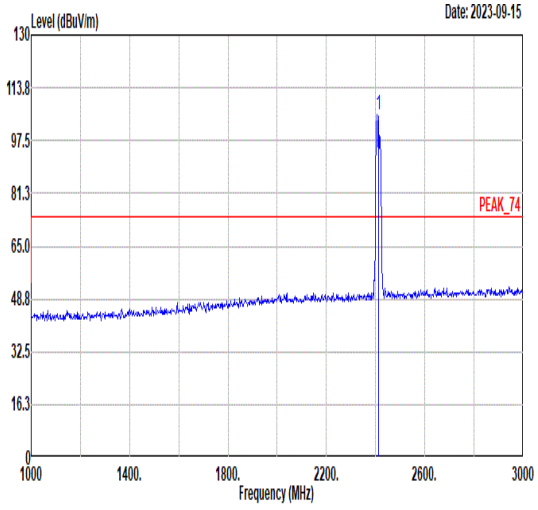 Freq Level Limit Line Margin Read Level Ant Factor Cable Loss Preamp Factor APos TPos Remark MHz dBuV/m dBuV/m dB dBuV dB/m dB dB cm deg 1 2412.00 105.62 ------ ------ 102.11 32.36 4.81 33.66 166 93 PEAK
Avg	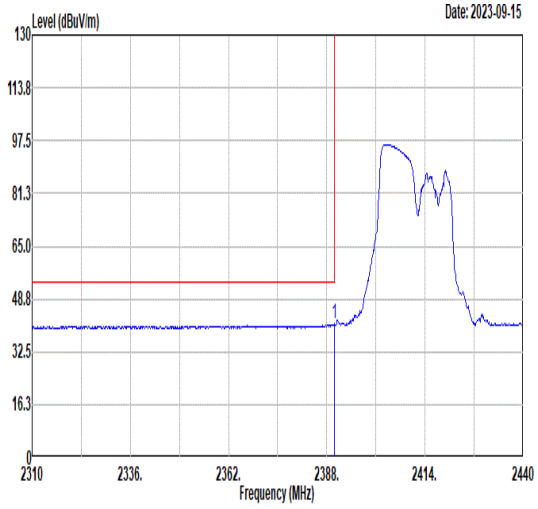 Freq Level Limit Line Margin Read Level Ant Factor Cable Loss Preamp Factor APos TPos Remark MHz dBuV/m dBuV/m dB dBuV dB/m dB dB cm deg 1 2389.95 41.19 54.00 -12.81 37.70 32.36 4.80 33.67 166 93 AVERAGE	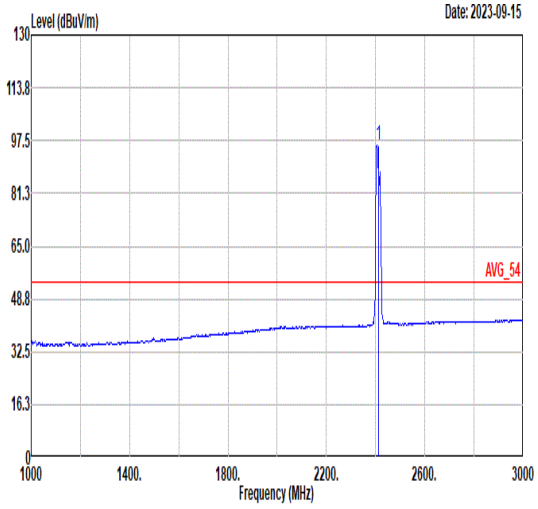 Freq Level Limit Line Margin Read Level Ant Factor Cable Loss Preamp Factor APos TPos Remark MHz dBuV/m dBuV/m dB dBuV dB/m dB dB cm deg 1 2412.00 96.23 ------ ------ 92.72 32.36 4.81 33.66 166 93 AVERAGE

Mode	44	
	Band Edge	
	2400-2483.5_802.11be ETH20_CH11_Single RU 26/8_2462MHz	
ANT	CDD 7+12	
Pol.	Horizontal	Fundamental
Peak	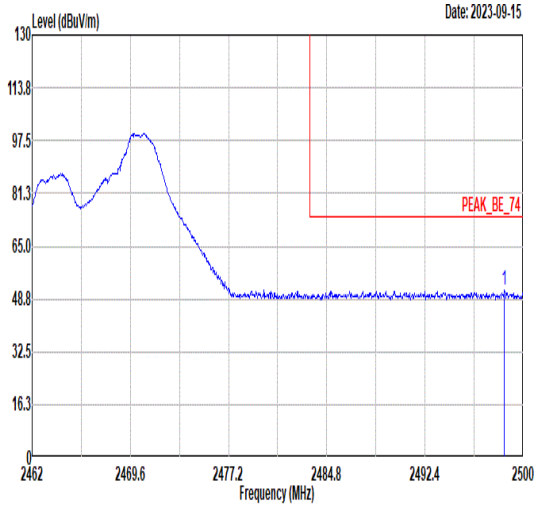 Freq Level Limit Line Margin Read Level Ant Factor Cable Loss Preamp Factor APos TPos Remark MHz dBuV/m dBuV/m dB dBuV dB/m dB dB cm deg 1 2498.56 51.44 74.00 -22.56 47.69 32.41 4.94 33.60 200 325 PEAK	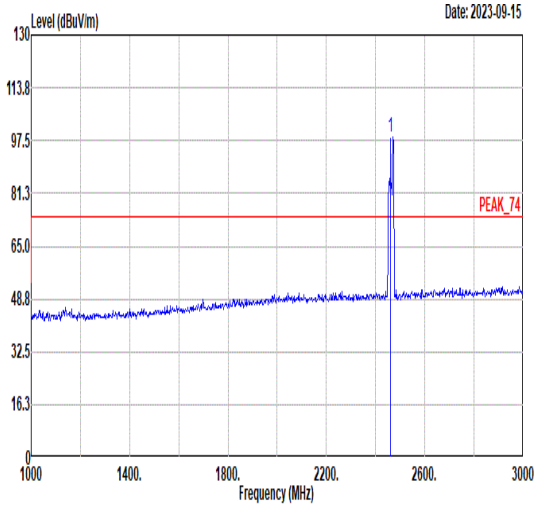 Freq Level Limit Line Margin Read Level Ant Factor Cable Loss Preamp Factor APos TPos Remark MHz dBuV/m dBuV/m dB dBuV dB/m dB dB cm deg 1 2462.00 98.42 ------ ------ 94.75 32.39 4.90 33.62 200 325 PEAK
Avg	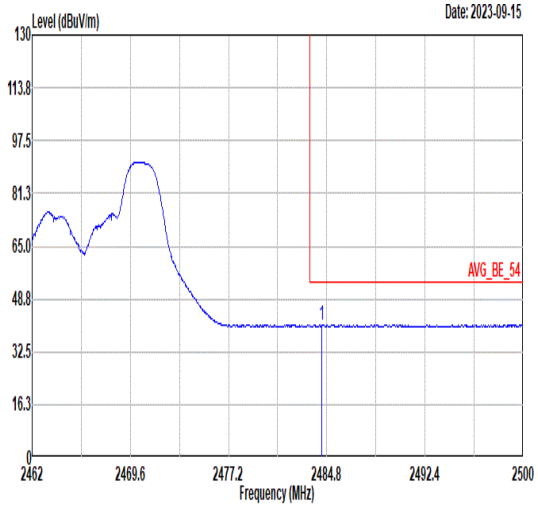 Freq Level Limit Line Margin Read Level Ant Factor Cable Loss Preamp Factor APos TPos Remark MHz dBuV/m dBuV/m dB dBuV dB/m dB dB cm deg 1 2484.38 40.70 54.00 -13.30 36.99 32.40 4.92 33.61 200 325 AVERAGE	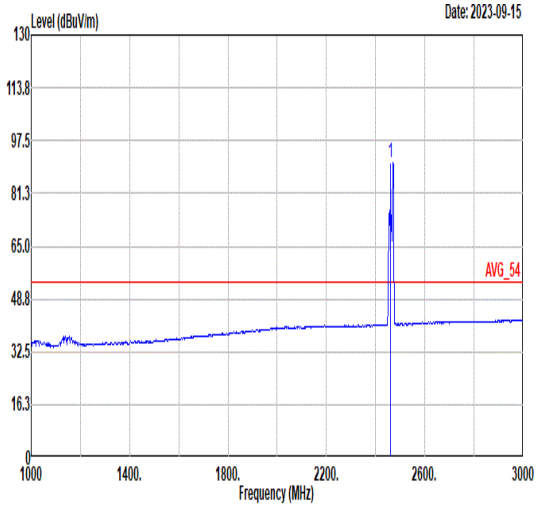 Freq Level Limit Line Margin Read Level Ant Factor Cable Loss Preamp Factor APos TPos Remark MHz dBuV/m dBuV/m dB dBuV dB/m dB dB cm deg 1 2462.00 90.71 ------ ------ 87.04 32.39 4.90 33.62 200 325 AVERAGE

Mode	44	
	Band Edge	
	2400-2483.5_802.11be ETH20_CH11_Single RU 26/8_2462MHz	
ANT	CDD 7+12	
Pol.	Vertical	Fundamental
Peak	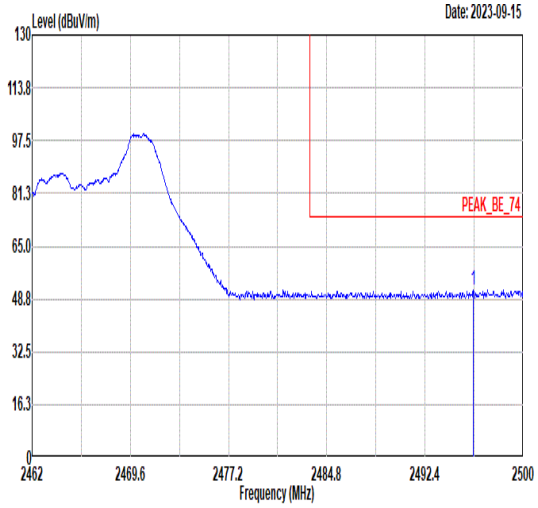 Freq Level Limit Line Margin Read Level Ant Factor Cable Loss Preamp Factor APos TPos Remark MHz dBuV/m dBuV/m dB dBuV dB/m dB dB cm deg 1 2496.16 51.57 74.00 -22.43 47.83 32.40 4.94 33.60 202 196 PEAK	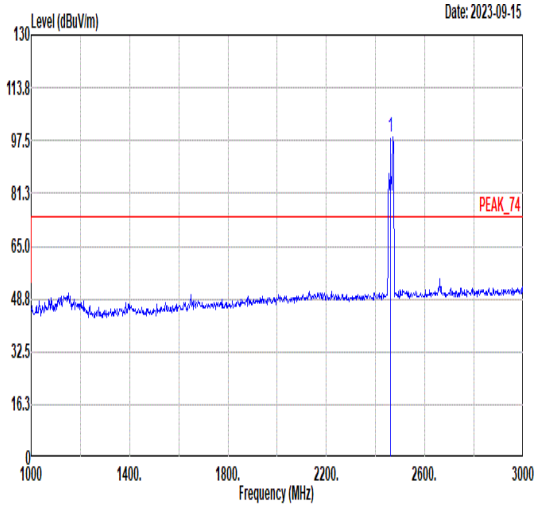 Freq Level Limit Line Margin Read Level Ant Factor Cable Loss Preamp Factor APos TPos Remark MHz dBuV/m dBuV/m dB dBuV dB/m dB dB cm deg 1 2462.00 98.54 ------ ------ 94.87 32.39 4.90 33.62 202 196 PEAK
Avg	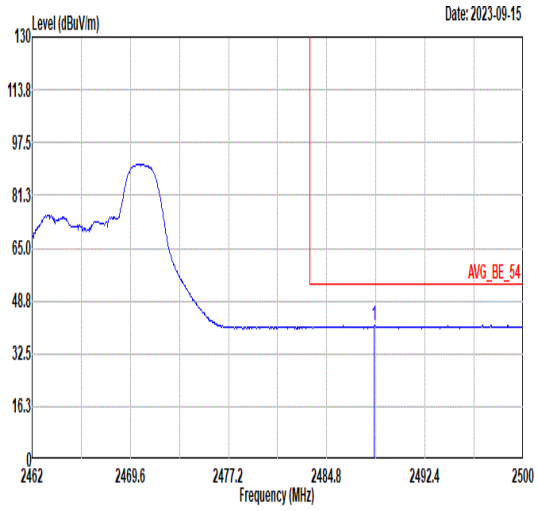 Freq Level Limit Line Margin Read Level Ant Factor Cable Loss Preamp Factor APos TPos Remark MHz dBuV/m dBuV/m dB dBuV dB/m dB dB cm deg 1 2488.49 41.21 54.00 -12.79 37.49 32.40 4.93 33.61 202 196 AVERAGE	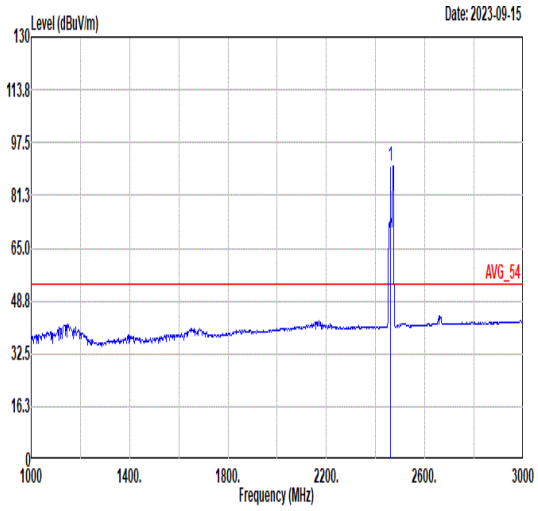 Freq Level Limit Line Margin Read Level Ant Factor Cable Loss Preamp Factor APos TPos Remark MHz dBuV/m dBuV/m dB dBuV dB/m dB dB cm deg 1 2462.00 90.44 ------ ------ 86.77 32.39 4.90 33.62 202 196 AVERAGE

Mode	45	
	Band Edge	
	2400-2483.5_802.11be ETH20_CH11_Single RU 52/40_2462MHz	
ANT	CDD 7+12	
Pol.	Horizontal	Fundamental
Peak	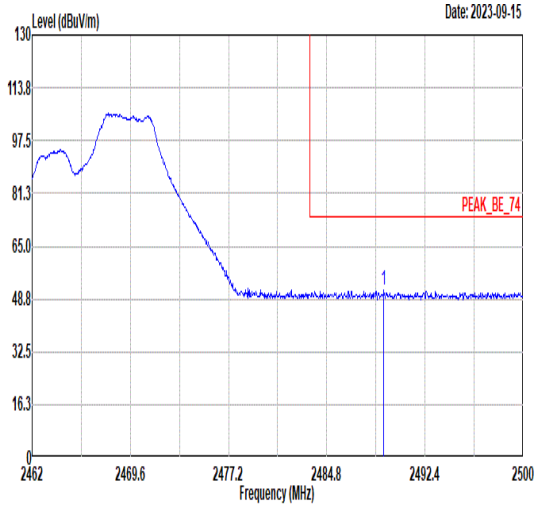 Freq Level Limit Line Margin Read Level Ant Factor Cable Loss Preamp Factor APos TPos Remark MHz dBuV/m dBuV/m dB dBuV dB/m dB dB cm deg 1 2489.21 51.69 74.00 -22.31 47.97 32.40 4.93 33.61 354 318 PEAK	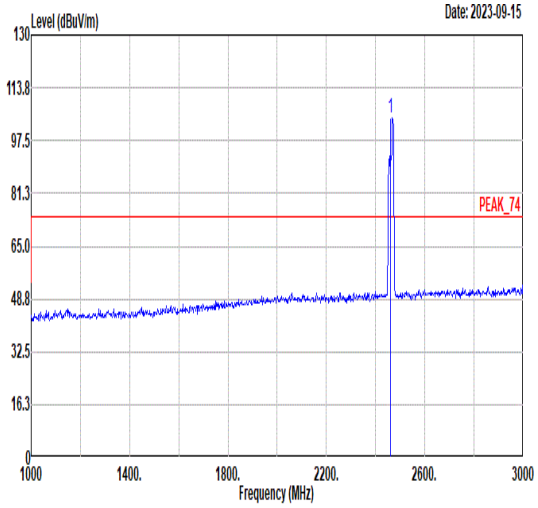 Freq Level Limit Line Margin Read Level Ant Factor Cable Loss Preamp Factor APos TPos Remark MHz dBuV/m dBuV/m dB dBuV dB/m dB dB cm deg 1 2462.00 104.29 ------ ------ 100.62 32.39 4.90 33.62 354 318 PEAK
Avg	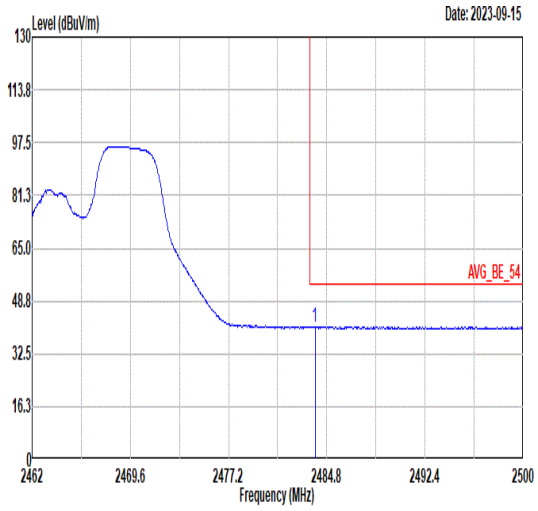 Freq Level Limit Line Margin Read Level Ant Factor Cable Loss Preamp Factor APos TPos Remark MHz dBuV/m dBuV/m dB dBuV dB/m dB dB cm deg 1 2483.89 40.95 54.00 -13.05 37.24 32.40 4.92 33.61 354 318 AVERAGE	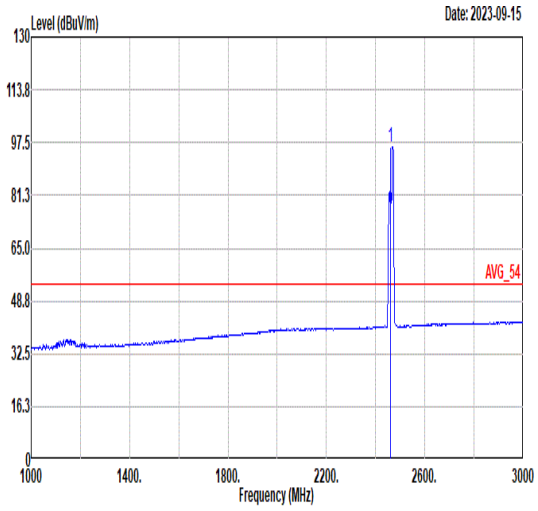 Freq Level Limit Line Margin Read Level Ant Factor Cable Loss Preamp Factor APos TPos Remark MHz dBuV/m dBuV/m dB dBuV dB/m dB dB cm deg 1 2462.00 96.21 ------ ------ 92.54 32.39 4.90 33.62 354 318 AVERAGE

Mode	45	
	Band Edge	
	2400-2483.5_802.11be ETH20_CH11_Single RU 52/40_2462MHz	
ANT	CDD 7+12	
Pol.	Vertical	Fundamental
Peak	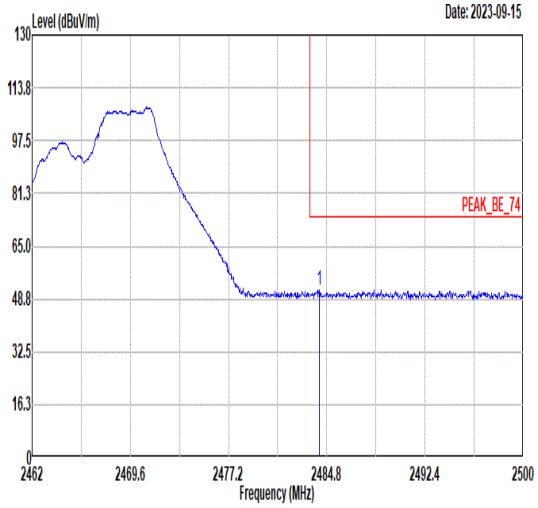 Freq Level Limit Line Margin Read Level Ant Factor Cable Loss Preamp Factor APos TPos Remark MHz dBuV/m dBuV/m dB dBuV dB/m dB dB cm deg 1 2484.23 51.60 74.00 -22.40 47.89 32.40 4.92 33.61 125 54 PEAK	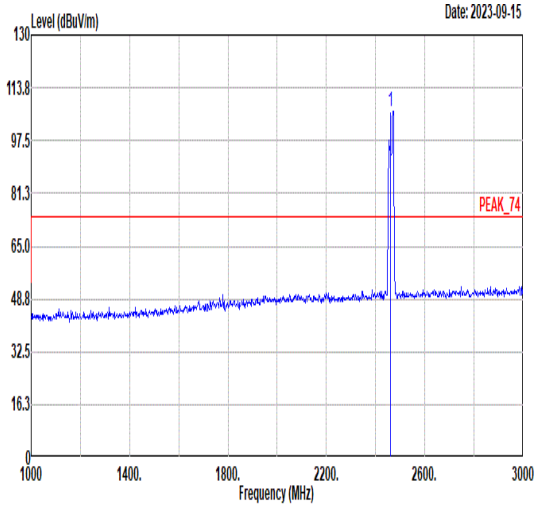 Freq Level Limit Line Margin Read Level Ant Factor Cable Loss Preamp Factor APos TPos Remark MHz dBuV/m dBuV/m dB dBuV dB/m dB dB cm deg 1 2462.00 106.51 ------ ------ 102.84 32.39 4.90 33.62 125 54 PEAK
Avg	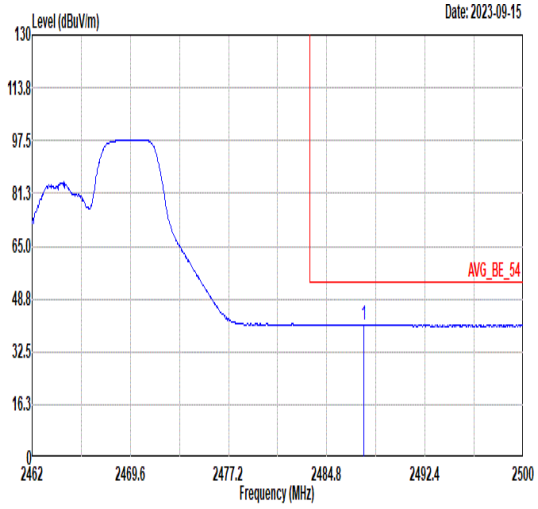 Freq Level Limit Line Margin Read Level Ant Factor Cable Loss Preamp Factor APos TPos Remark MHz dBuV/m dBuV/m dB dBuV dB/m dB dB cm deg 1 2487.69 40.94 54.00 -13.06 37.22 32.40 4.93 33.61 125 54 AVERAGE	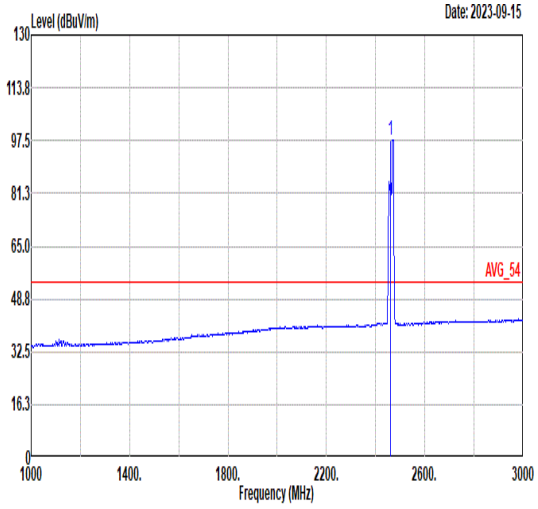 Freq Level Limit Line Margin Read Level Ant Factor Cable Loss Preamp Factor APos TPos Remark MHz dBuV/m dBuV/m dB dBuV dB/m dB dB cm deg 1 2462.00 97.65 ------ ------ 93.98 32.39 4.90 33.62 125 54 AVERAGE

Mode	46	
	Band Edge	
	2400-2483.5_802.11be ETH20_CH11_Single RU 106/54_2462MHz	
ANT	CDD 7+12	
Pol.	Horizontal	Fundamental
Peak	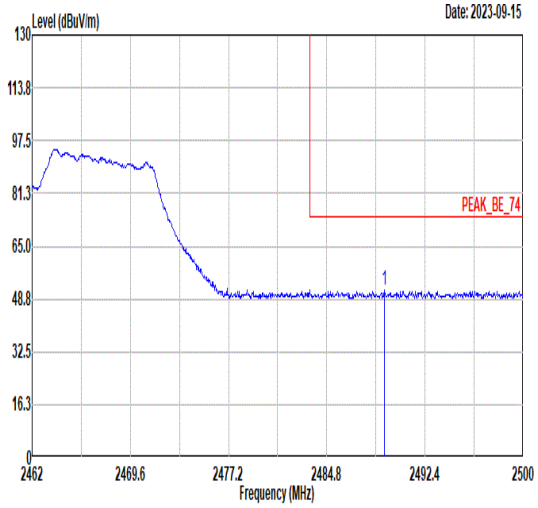 Freq Level Limit Line Margin Read Level Ant Factor Cable Loss Preamp Factor APos TPos Remark MHz dBuV/m dBuV/m dB dBuV dB/m dB dB cm deg 1 2489.25 51.42 74.00 -22.58 47.70 32.40 4.93 33.61 400 268 PEAK	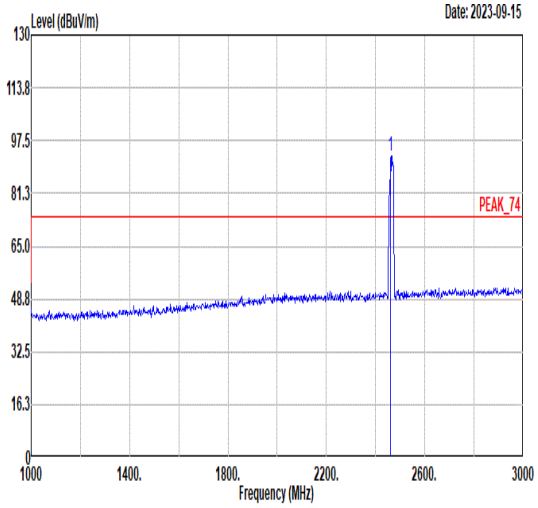 Freq Level Limit Line Margin Read Level Ant Factor Cable Loss Preamp Factor APos TPos Remark MHz dBuV/m dBuV/m dB dBuV dB/m dB dB cm deg 1 2462.00 92.90 ------ ------ 89.24 32.39 4.89 33.62 400 268 PEAK
Avg	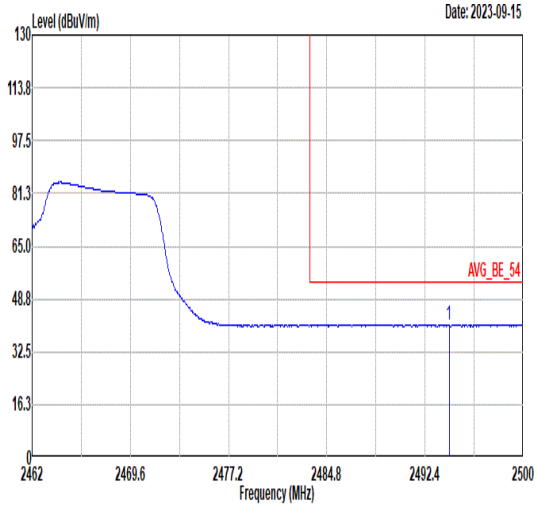 Freq Level Limit Line Margin Read Level Ant Factor Cable Loss Preamp Factor APos TPos Remark MHz dBuV/m dBuV/m dB dBuV dB/m dB dB cm deg 1 2494.26 40.93 54.00 -13.07 37.20 32.40 4.93 33.60 400 268 AVERAGE	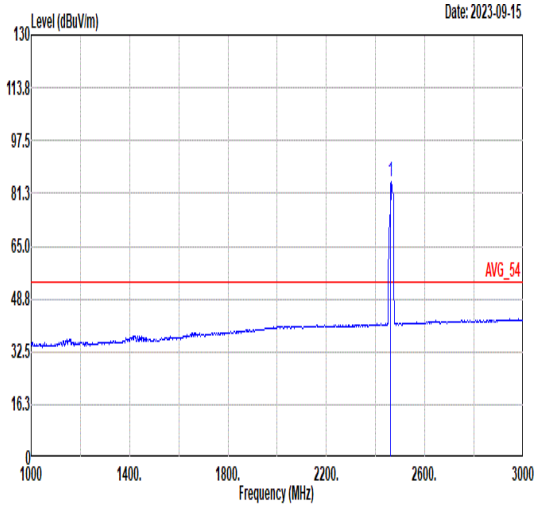 Freq Level Limit Line Margin Read Level Ant Factor Cable Loss Preamp Factor APos TPos Remark MHz dBuV/m dBuV/m dB dBuV dB/m dB dB cm deg 1 2462.00 84.65 ------ ------ 80.99 32.39 4.89 33.62 400 268 AVERAGE

Mode	46	
	Band Edge	
	2400-2483.5_802.11be ETH20_CH11_Single RU 106/54_2462MHz	
ANT	CDD 7+12	
Pol.	Vertical	Fundamental
Peak	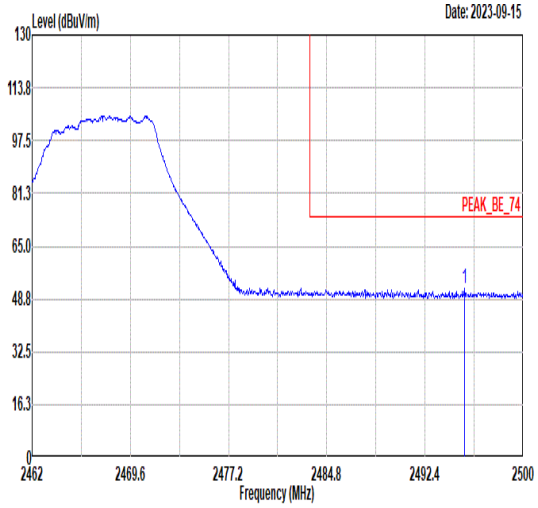 Freq Level Limit Line Margin Read Level Ant Factor Cable Loss Preamp Factor APos TPos Remark MHz dBuV/m dBuV/m dB dBuV dB/m dB dB cm deg 1 2495.44 52.08 74.00 -21.92 48.34 32.40 4.94 33.60 400 71 PEAK	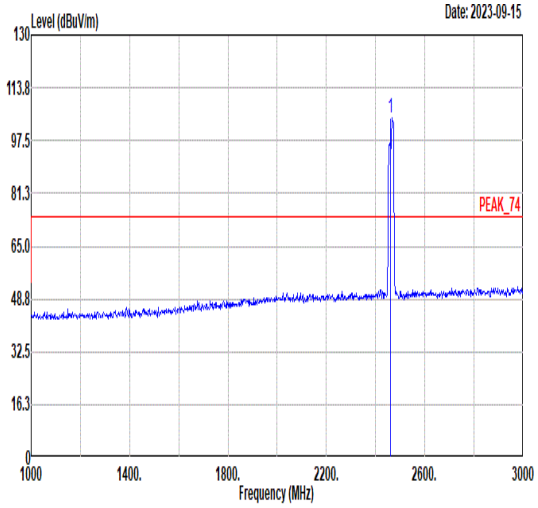 Freq Level Limit Line Margin Read Level Ant Factor Cable Loss Preamp Factor APos TPos Remark MHz dBuV/m dBuV/m dB dBuV dB/m dB dB cm deg 1 2462.00 104.37 ------ ------ 100.70 32.39 4.90 33.62 400 71 PEAK
Avg	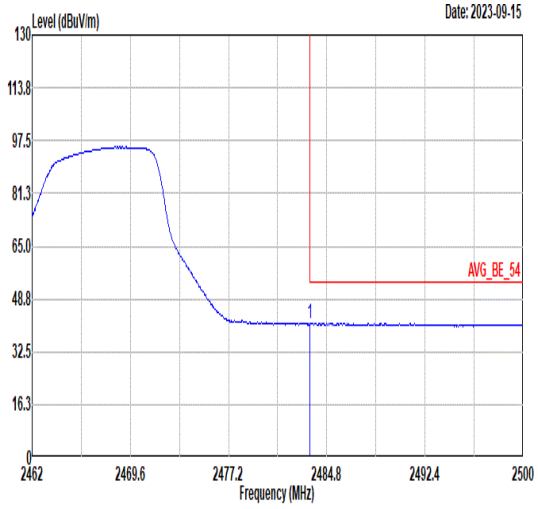 Freq Level Limit Line Margin Read Level Ant Factor Cable Loss Preamp Factor APos TPos Remark MHz dBuV/m dBuV/m dB dBuV dB/m dB dB cm deg 1 2483.51 41.21 54.00 -12.79 37.51 32.39 4.92 33.61 400 71 AVERAGE	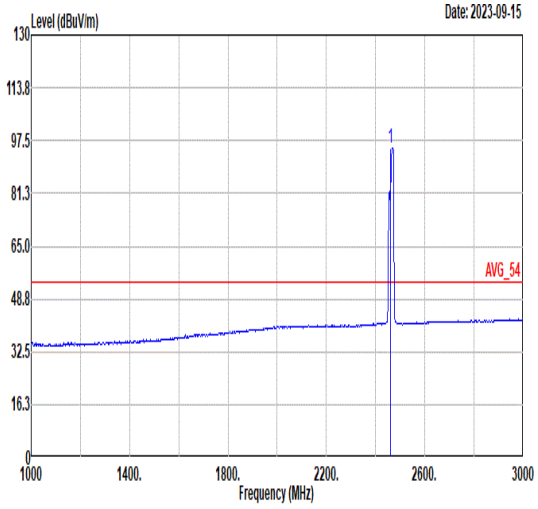 Freq Level Limit Line Margin Read Level Ant Factor Cable Loss Preamp Factor APos TPos Remark MHz dBuV/m dBuV/m dB dBuV dB/m dB dB cm deg 1 2462.00 95.26 ------ ------ 91.59 32.39 4.90 33.62 400 71 AVERAGE

Mode	47	
	Band Edge	
	2400-2483.5_802.11be ETH20_CH01_Small RU 52+26 38+1 _2412MHz	
ANT	CDD 7+12	
Pol.	Horizontal	Fundamental
Peak	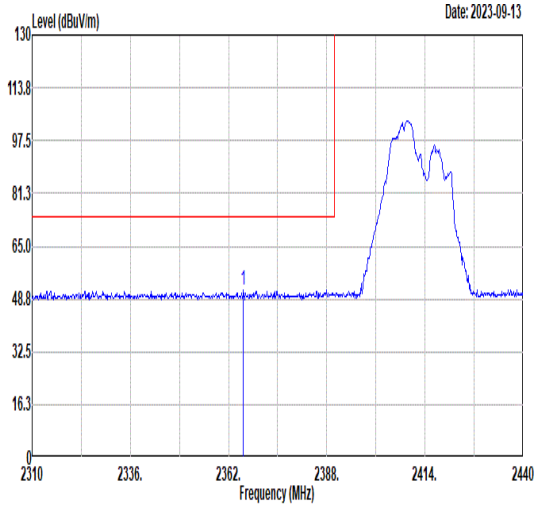 Freq Level Limit Line Margin Read Level Ant Factor Cable Loss Preamp Factor APos TPos Remark MHz dBuV/m dBuV/m dB dBuV dB/m dB dB cm deg 1 2365.90 51.74 74.00 -22.26 48.50 32.15 4.77 33.68 212 0 PEAK	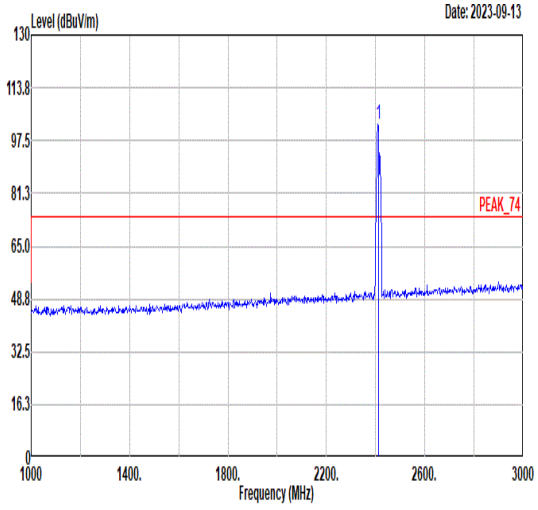 Freq Level Limit Line Margin Read Level Ant Factor Cable Loss Preamp Factor APos TPos Remark MHz dBuV/m dBuV/m dB dBuV dB/m dB dB cm deg 1 2412.00 102.34 ------ ------ 98.91 32.27 4.82 33.66 212 0 PEAK
Avg	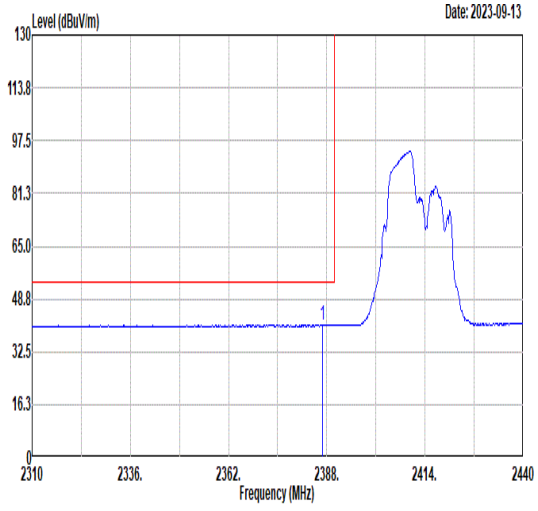 Freq Level Limit Line Margin Read Level Ant Factor Cable Loss Preamp Factor APos TPos Remark MHz dBuV/m dBuV/m dB dBuV dB/m dB dB cm deg 1 2386.83 40.82 54.00 -13.18 37.49 32.21 4.79 33.67 212 0 AVERAGE	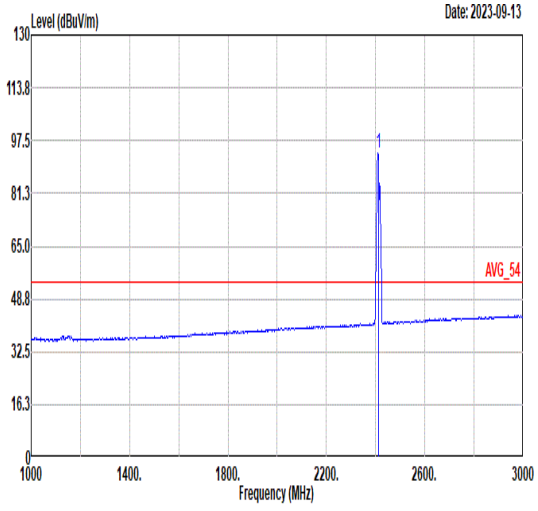 Freq Level Limit Line Margin Read Level Ant Factor Cable Loss Preamp Factor APos TPos Remark MHz dBuV/m dBuV/m dB dBuV dB/m dB dB cm deg 1 2412.00 93.93 ------ ------ 90.50 32.27 4.82 33.66 212 0 AVERAGE

Mode	47	
	Band Edge	
	2400-2483.5_802.11be ETH20_CH01_Small RU 52+26 38+1 _2412MHz	
ANT	CDD 7+12	
Pol.	Vertical	Fundamental
Peak	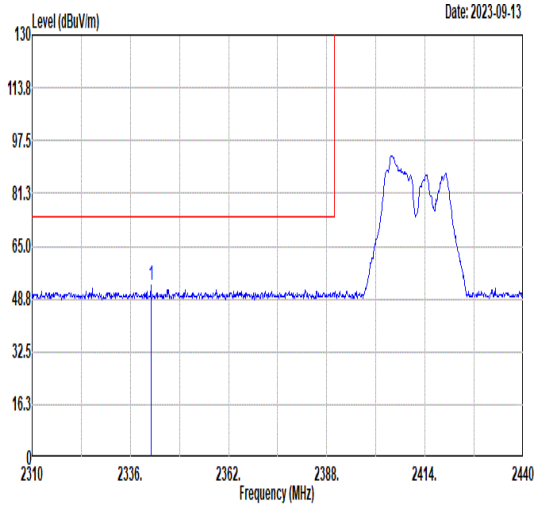 Freq Level Limit Line Margin Read Level Ant Factor Cable Loss Preamp Factor APos TPos Remark MHz dBuV/m dBuV/m dB dBuV dB/m dB dB cm deg 1 2341.46 53.06 74.00 -20.94 49.92 32.09 4.75 33.70 311 190 PEAK	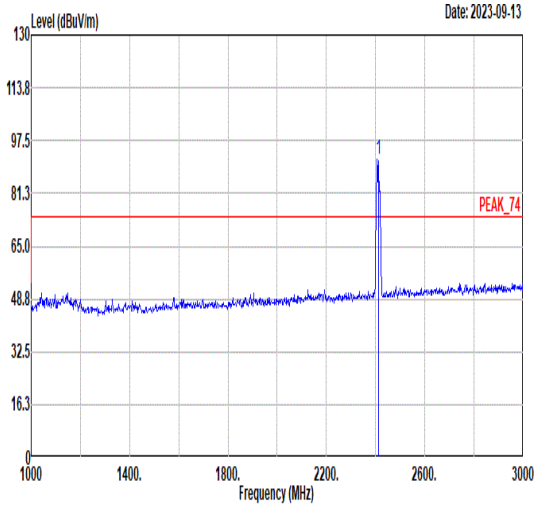 Freq Level Limit Line Margin Read Level Ant Factor Cable Loss Preamp Factor APos TPos Remark MHz dBuV/m dBuV/m dB dBuV dB/m dB dB cm deg 1 2412.00 91.68 ------ ------ 88.27 32.26 4.81 33.66 311 190 PEAK
Avg	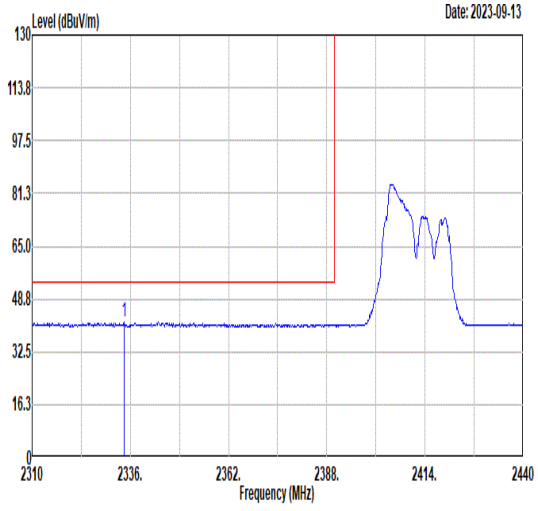 Freq Level Limit Line Margin Read Level Ant Factor Cable Loss Preamp Factor APos TPos Remark MHz dBuV/m dBuV/m dB dBuV dB/m dB dB cm deg 1 2334.31 41.67 54.00 -12.33 38.56 32.07 4.74 33.70 311 190 AVERAGE	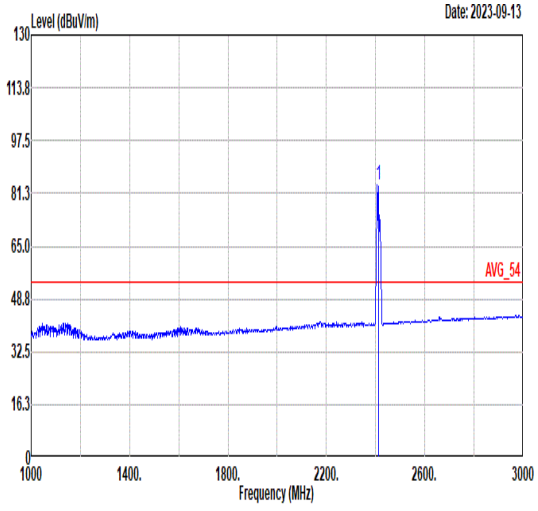 Freq Level Limit Line Margin Read Level Ant Factor Cable Loss Preamp Factor APos TPos Remark MHz dBuV/m dBuV/m dB dBuV dB/m dB dB cm deg 1 2412.00 84.12 ------ ------ 80.71 32.26 4.81 33.66 311 190 AVERAGE

Mode	48	
	Band Edge	
	2400-2483.5_802.11be ETH20_CH01_Small RU 106+26 53+4 _2412MHz	
ANT	CDD 7+12	
Pol.	Horizontal	Fundamental
Peak	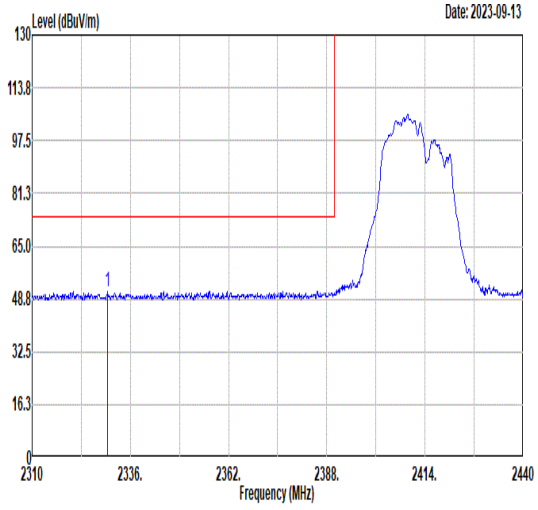 Freq Level Limit Line Margin Read Level Ant Factor Cable Loss Preamp Factor APos TPos Remark MHz dBuV/m dBuV/m dB dBuV dB/m dB dB cm deg 1 2330.02 51.24 74.00 -22.76 48.15 32.06 4.73 33.70 323 0 PEAK	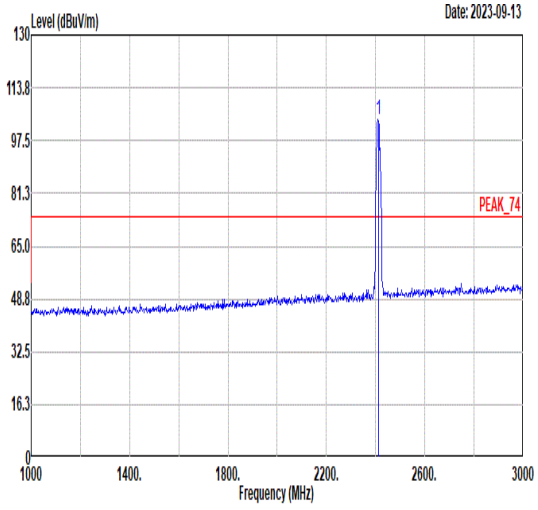 Freq Level Limit Line Margin Read Level Ant Factor Cable Loss Preamp Factor APos TPos Remark MHz dBuV/m dBuV/m dB dBuV dB/m dB dB cm deg 1 2412.00 104.05 ------ ------ 100.62 32.27 4.82 33.66 323 0 PEAK
Avg	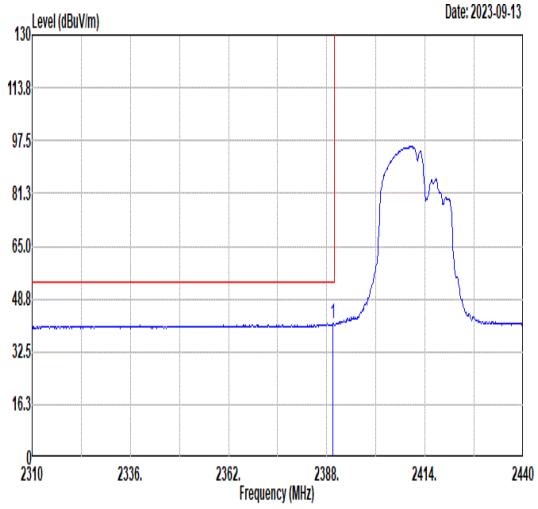 Freq Level Limit Line Margin Read Level Ant Factor Cable Loss Preamp Factor APos TPos Remark MHz dBuV/m dBuV/m dB dBuV dB/m dB dB cm deg 1 2389.56 41.10 54.00 -12.90 37.76 32.21 4.80 33.67 323 0 AVERAGE	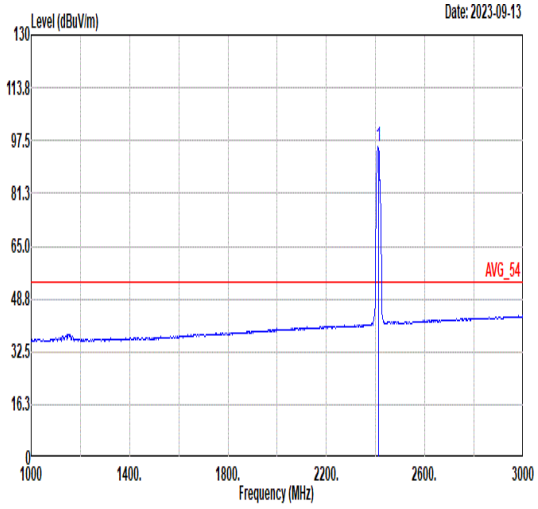 Freq Level Limit Line Margin Read Level Ant Factor Cable Loss Preamp Factor APos TPos Remark MHz dBuV/m dBuV/m dB dBuV dB/m dB dB cm deg 1 2412.00 95.50 ------ ------ 92.07 32.27 4.82 33.66 323 0 AVERAGE

Mode	48	
	Band Edge	
	2400-2483.5_802.11be ETH20_CH01_Small RU 106+26 53+4 _2412MHz	
ANT	CDD 7+12	
Pol.	Vertical	Fundamental
Peak	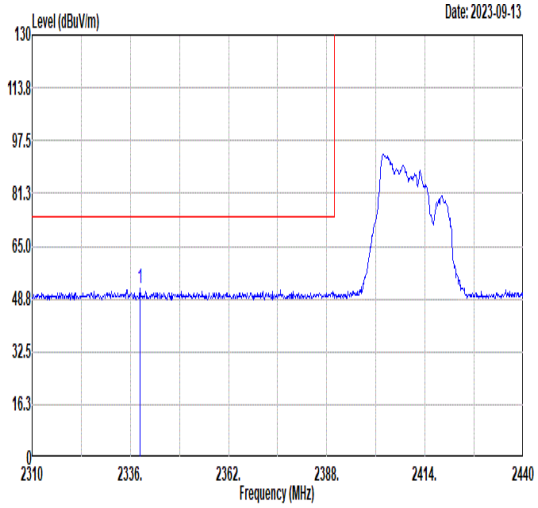 Freq Level Limit Line Margin Read Level Ant Factor Cable Loss Preamp Factor APos TPos Remark MHz dBuV/m dBuV/m dB dBuV dB/m dB dB cm deg 1 2338.47 51.80 74.00 -22.20 48.68 32.08 4.74 33.70 303 196 PEAK	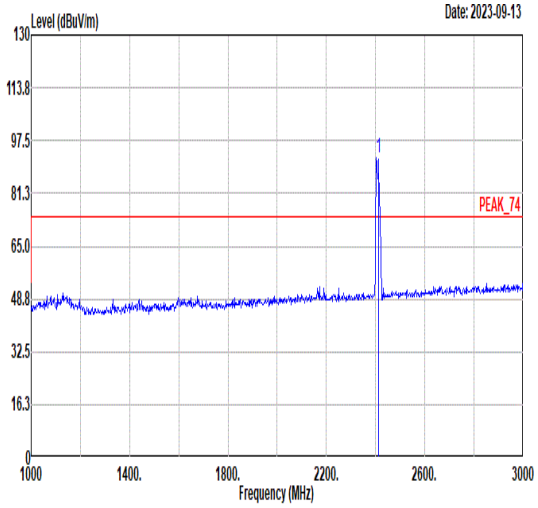 Freq Level Limit Line Margin Read Level Ant Factor Cable Loss Preamp Factor APos TPos Remark MHz dBuV/m dBuV/m dB dBuV dB/m dB dB cm deg 1 2412.00 92.16 ------ ------ 88.76 32.25 4.81 33.66 303 196 PEAK
Avg	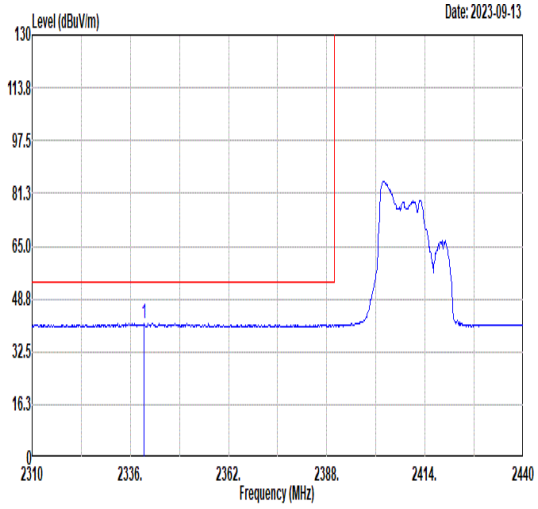 Freq Level Limit Line Margin Read Level Ant Factor Cable Loss Preamp Factor APos TPos Remark MHz dBuV/m dBuV/m dB dBuV dB/m dB dB cm deg 1 2339.64 41.40 54.00 -12.60 38.28 32.08 4.74 33.70 303 196 AVERAGE	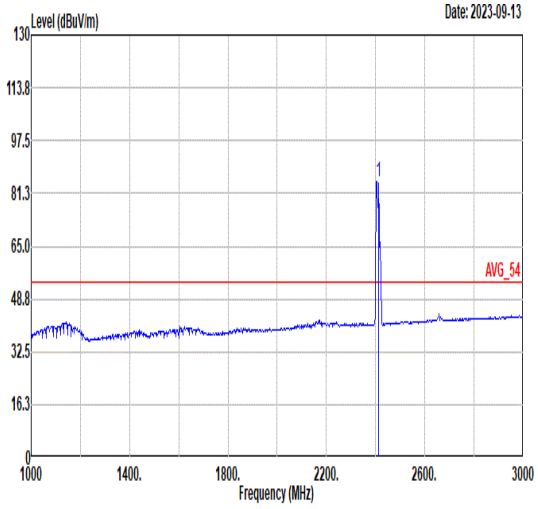 Freq Level Limit Line Margin Read Level Ant Factor Cable Loss Preamp Factor APos TPos Remark MHz dBuV/m dBuV/m dB dBuV dB/m dB dB cm deg 1 2412.00 84.89 ------ ------ 81.49 32.25 4.81 33.66 303 196 AVERAGE

Mode	49	
	Band Edge	
	2400-2483.5_802.11be ETH20_CH11_Small RU 52+26 39+7_2462MHz	
ANT	CDD 7+12	
Pol.	Horizontal	Fundamental
Peak	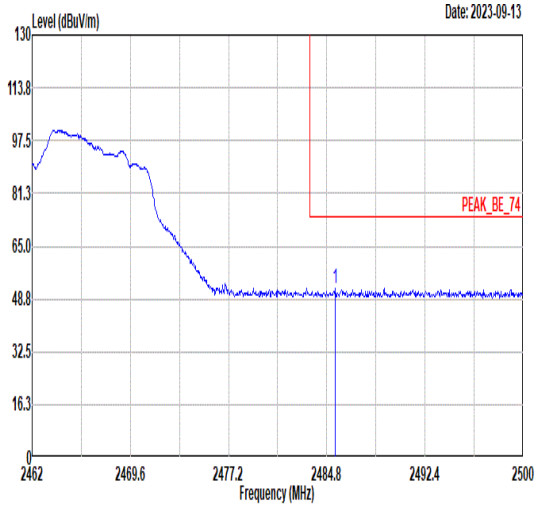 Freq Level Limit Line Margin Read Level Ant Factor Cable Loss Preamp Factor APos TPos Remark MHz dBuV/m dBuV/m dB dBuV dB/m dB dB cm deg 1 2485.45 51.96 74.00 -22.04 48.19 32.46 4.92 33.61 200 1 PEAK	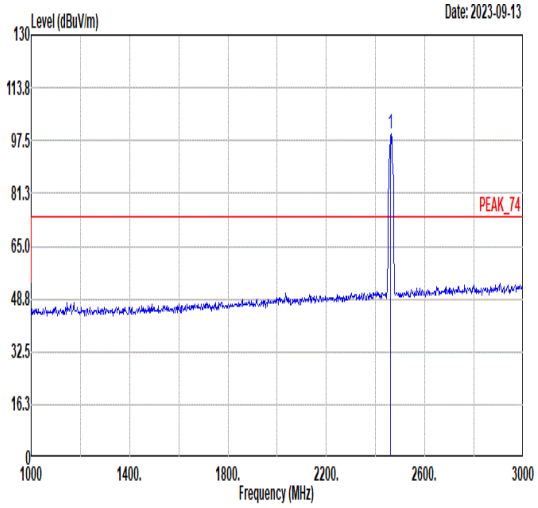 Freq Level Limit Line Margin Read Level Ant Factor Cable Loss Preamp Factor APos TPos Remark MHz dBuV/m dBuV/m dB dBuV dB/m dB dB cm deg 1 2462.00 99.70 ------ ------ 96.02 32.41 4.89 33.62 200 1 PEAK
Avg	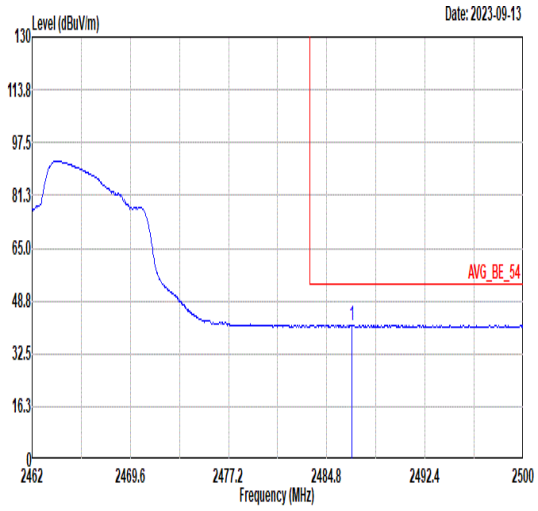 Freq Level Limit Line Margin Read Level Ant Factor Cable Loss Preamp Factor APos TPos Remark MHz dBuV/m dBuV/m dB dBuV dB/m dB dB cm deg 1 2486.74 41.30 54.00 -12.70 37.52 32.47 4.92 33.61 200 1 AVERAGE	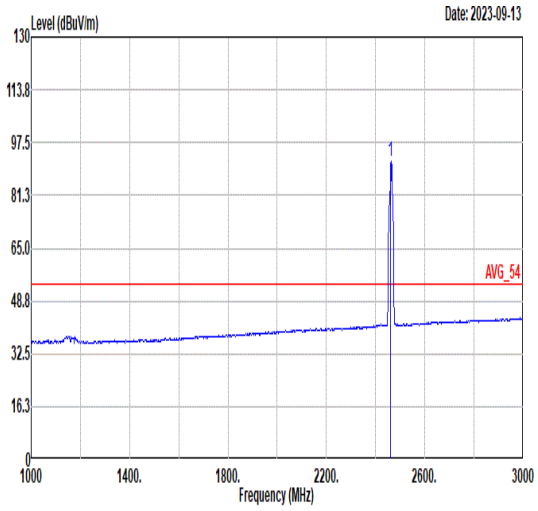 Freq Level Limit Line Margin Read Level Ant Factor Cable Loss Preamp Factor APos TPos Remark MHz dBuV/m dBuV/m dB dBuV dB/m dB dB cm deg 1 2462.00 91.51 ------ ------ 87.83 32.41 4.89 33.62 200 1 AVERAGE

Mode	49	
	Band Edge	
	2400-2483.5_802.11be ETH20_CH11_Small RU 52+26 39+7_2462MHz	
ANT	CDD 7+12	
Pol.	Vertical	Fundamental
Peak	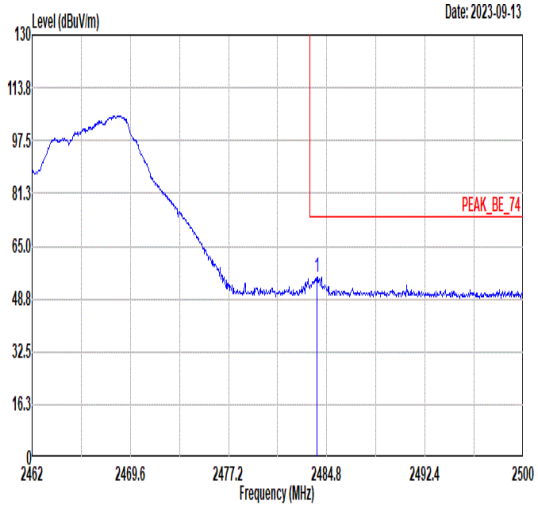 Freq Level Limit Line Margin Read Level Ant Factor Cable Loss Preamp Factor APos TPos Remark MHz dBuV/m dBuV/m dB dBuV dB/m dB dB cm deg 1 2484.04 55.59 74.00 -18.41 51.82 32.46 4.92 33.61 180 59 PEAK	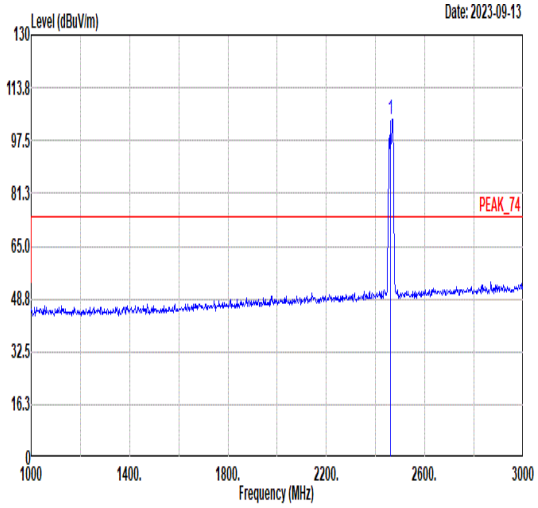 Freq Level Limit Line Margin Read Level Ant Factor Cable Loss Preamp Factor APos TPos Remark MHz dBuV/m dBuV/m dB dBuV dB/m dB dB cm deg 1 2462.00 103.92 ------ ------ 100.22 32.42 4.90 33.62 180 59 PEAK
Avg	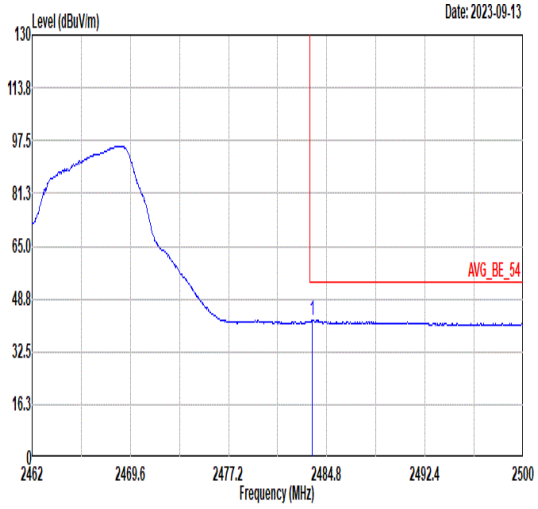 Freq Level Limit Line Margin Read Level Ant Factor Cable Loss Preamp Factor APos TPos Remark MHz dBuV/m dBuV/m dB dBuV dB/m dB dB cm deg 1 2483.66 42.42 54.00 -11.58 38.65 32.46 4.92 33.61 180 59 AVERAGE	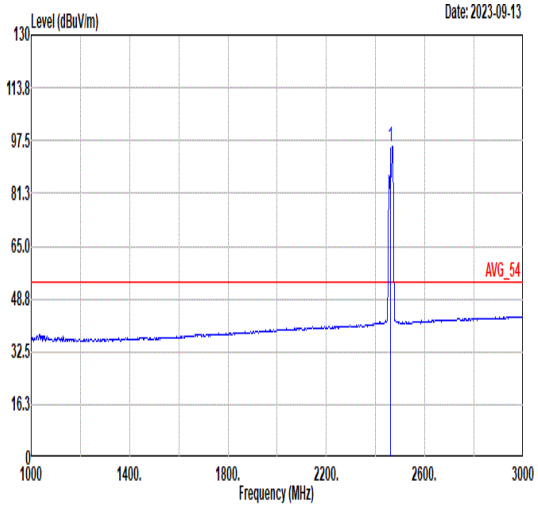 Freq Level Limit Line Margin Read Level Ant Factor Cable Loss Preamp Factor APos TPos Remark MHz dBuV/m dBuV/m dB dBuV dB/m dB dB cm deg 1 2462.00 95.67 ------ ------ 91.97 32.42 4.90 33.62 180 59 AVERAGE

Mode	50	
	Band Edge	
	2400-2483.5_802.11be ETH20_CH11_Small RU 106+26 54+4_2462MHz	
ANT	CDD 7+12	
Pol.	Horizontal	Fundamental
Peak	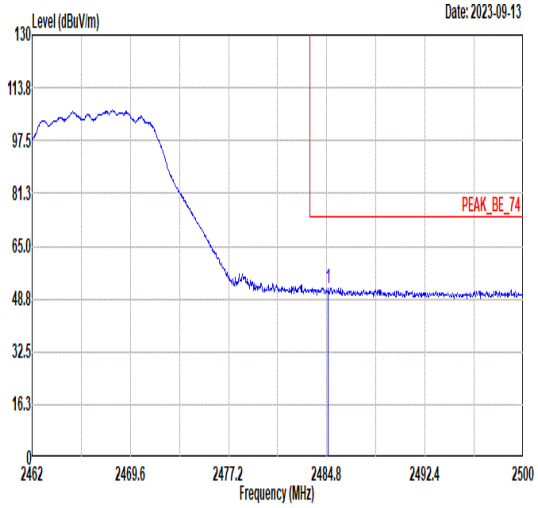 Freq Level Limit Line Margin Read Level Ant Factor Cable Loss Preamp Factor APos TPos Remark MHz dBuV/m dBuV/m dB dBuV dB/m dB dB cm deg 1 2484.91 52.15 74.00 -21.85 48.38 32.46 4.92 33.61 300 250 PEAK	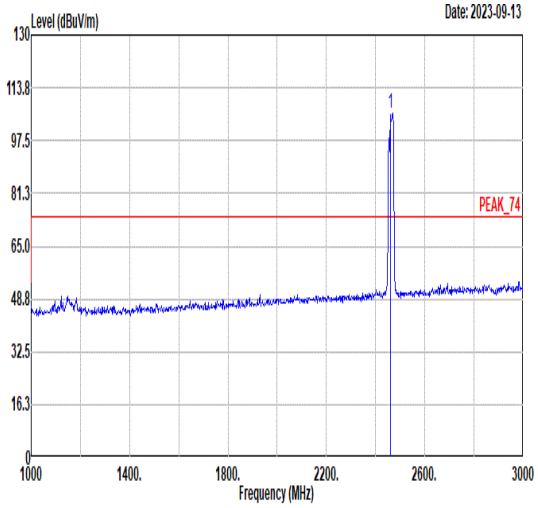 Freq Level Limit Line Margin Read Level Ant Factor Cable Loss Preamp Factor APos TPos Remark MHz dBuV/m dBuV/m dB dBuV dB/m dB dB cm deg 1 2462.00 105.86 ------ ------ 102.16 32.42 4.90 33.62 300 250 PEAK
Avg	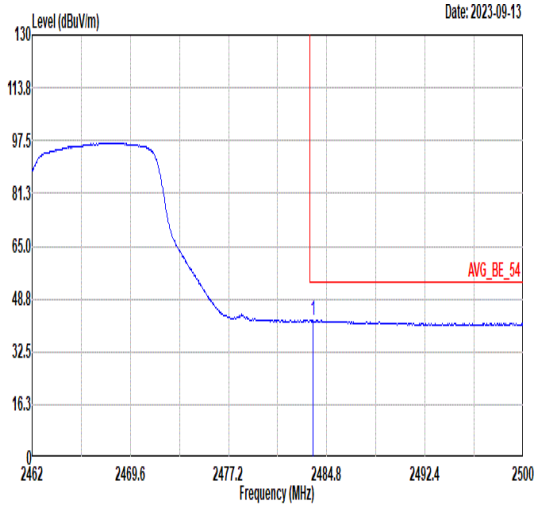 Freq Level Limit Line Margin Read Level Ant Factor Cable Loss Preamp Factor APos TPos Remark MHz dBuV/m dBuV/m dB dBuV dB/m dB dB cm deg 1 2483.74 42.14 54.00 -11.86 38.37 32.46 4.92 33.61 300 250 AVERAGE	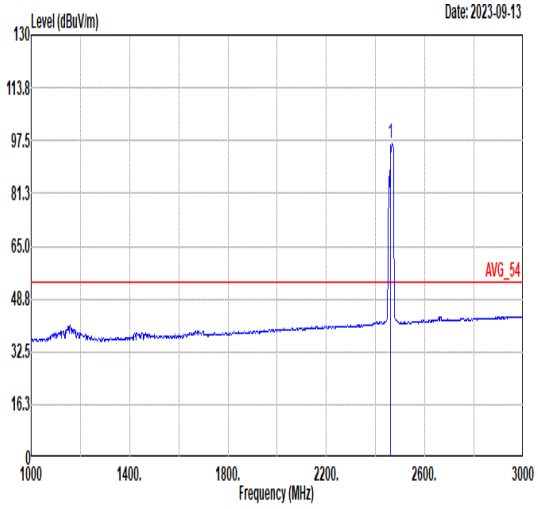 Freq Level Limit Line Margin Read Level Ant Factor Cable Loss Preamp Factor APos TPos Remark MHz dBuV/m dBuV/m dB dBuV dB/m dB dB cm deg 1 2462.00 96.43 ------ ------ 92.73 32.42 4.90 33.62 300 250 AVERAGE

Mode	50	
	Band Edge	
	2400-2483.5_802.11be ETH20_CH11_Small RU 106+26 54+4_2462MHz	
ANT	CDD 7+12	
Pol.	Vertical	Fundamental
Peak	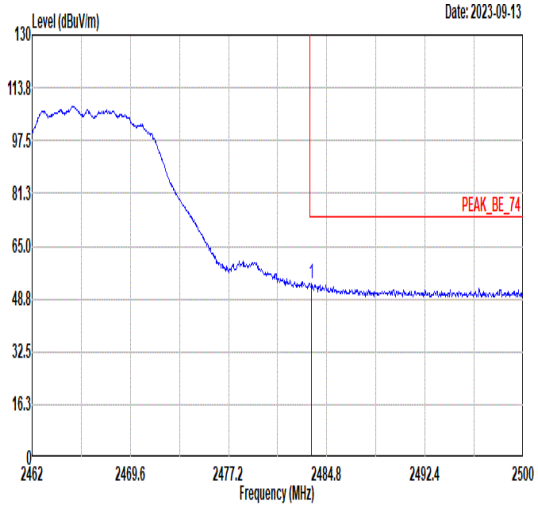 Freq Level Limit Line Margin Read Level Ant Factor Cable Loss Preamp Factor APos TPos Remark MHz dBuV/m dBuV/m dB dBuV dB/m dB dB cm deg 1 2483.62 53.34 74.00 -20.66 49.57 32.46 4.92 33.61 159 243 PEAK	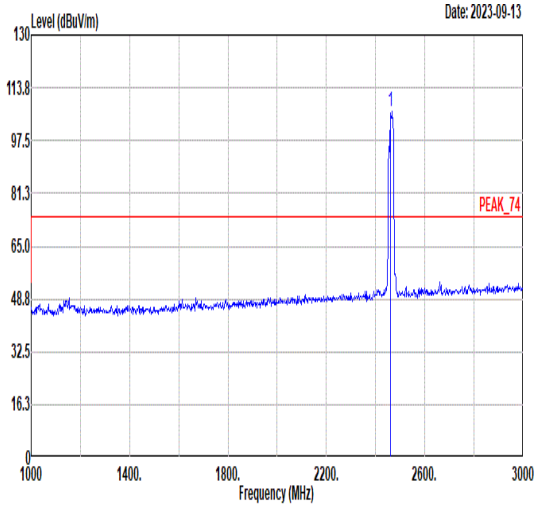 Freq Level Limit Line Margin Read Level Ant Factor Cable Loss Preamp Factor APos TPos Remark MHz dBuV/m dBuV/m dB dBuV dB/m dB dB cm deg 1 2462.00 106.59 ------ ------ 102.89 32.42 4.90 33.62 159 243 PEAK
Avg	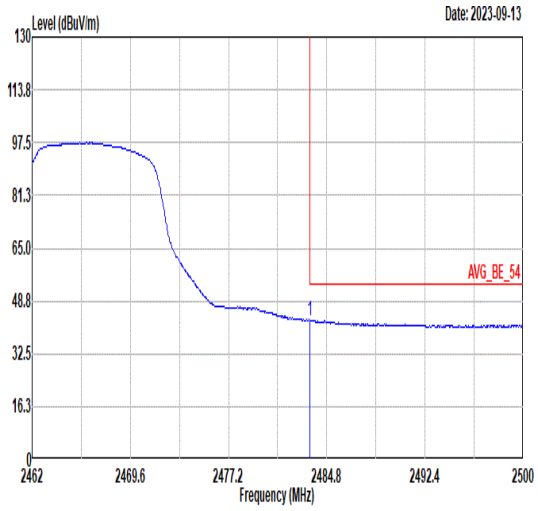 Freq Level Limit Line Margin Read Level Ant Factor Cable Loss Preamp Factor APos TPos Remark MHz dBuV/m dBuV/m dB dBuV dB/m dB dB cm deg 1 2483.51 42.77 54.00 -11.23 39.00 32.46 4.92 33.61 159 243 AVERAGE	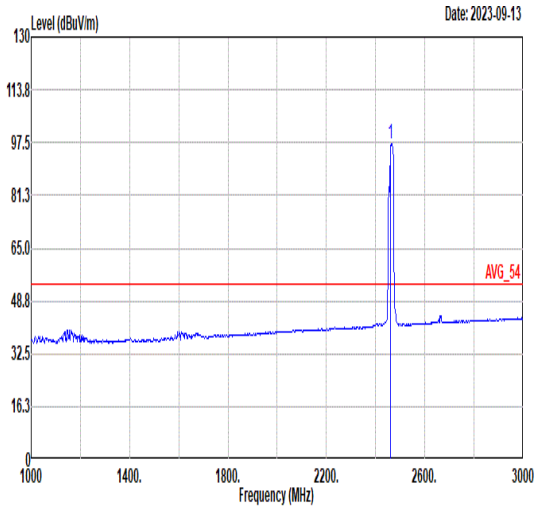 Freq Level Limit Line Margin Read Level Ant Factor Cable Loss Preamp Factor APos TPos Remark MHz dBuV/m dBuV/m dB dBuV dB/m dB dB cm deg 1 2462.00 97.08 ------ ------ 93.39 32.41 4.90 33.62 159 243 AVERAGE

Mode	51	
	LF	
	2400-2483.5_802.11be ETH40_CH06_Full RU _2437MHz	
ANT	CDD 7+12	
Pol.	Horizontal	Vertical
QP/Peak	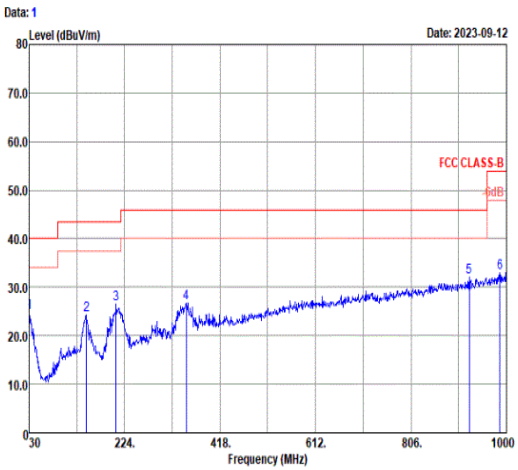 Freq Level Over Limit Limit Line ReadAntenna Level Factor Cable Loss Preamp Factor A/Pos T/Pos Remark MHz dBuV/m dB dBuV/m dBuV dB/m dB dB cm deg 1 30.00 24.80 -15.20 40.00 30.73 25.34 0.53 31.80 --- --- Peak 2 146.40 24.32 -19.18 43.50 37.22 17.21 1.24 31.35 --- --- Peak 3 206.54 26.48 -17.02 43.50 41.22 15.10 1.46 31.30 --- --- Peak 4 349.13 26.84 -19.16 46.00 35.46 20.70 1.98 31.30 --- --- Peak 5 924.34 32.18 -13.82 46.00 30.70 29.84 3.19 31.55 --- --- Peak 6 986.42 32.99 -21.01 54.00 30.48 30.65 3.29 31.43 --- --- Peak	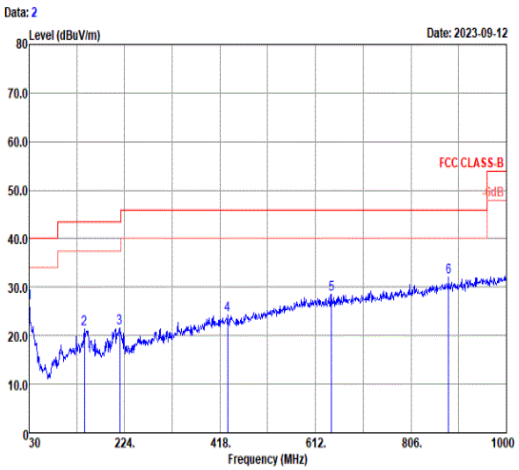 Freq Level Over Limit Limit Line ReadAntenna Level Factor Cable Loss Preamp Factor A/Pos T/Pos Remark MHz dBuV/m dB dBuV/m dBuV dB/m dB dB cm deg 1 30.00 26.82 -13.18 40.00 32.75 25.34 0.53 31.80 --- --- Peak 2 142.52 21.32 -22.18 43.50 33.97 17.49 1.22 31.36 --- --- Peak 3 214.30 21.68 -21.82 43.50 36.25 15.24 1.49 31.30 --- --- Peak 4 433.52 24.19 -21.81 46.00 30.49 22.83 2.17 31.30 --- --- Peak 5 644.98 28.54 -17.46 46.00 30.74 26.49 2.64 31.33 --- --- Peak 6 882.63 32.04 -13.96 46.00 31.18 29.31 3.12 31.57 --- --- Peak

Mode	55	
	Band Edge	
	2400-2483.5_802.11n HT20_CH02_2417MHz	
ANT	CDD 7+12	
Pol.	Horizontal	Fundamental
Peak	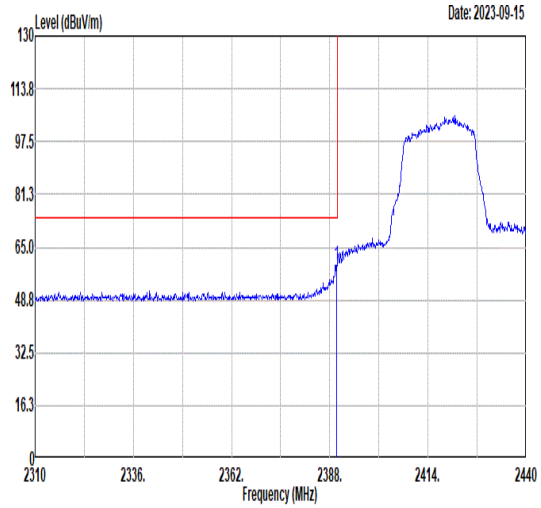 Freq Level Limit Line Margin Read Level Ant Factor Cable Loss Preamp Factor APos TPos Remark MHz dBuV/m dBuV/m dB dBuV dB/m dB dB cm deg 1 2389.82 59.48 74.00 -14.52 56.14 32.21 4.80 33.67 113 44 PEAK	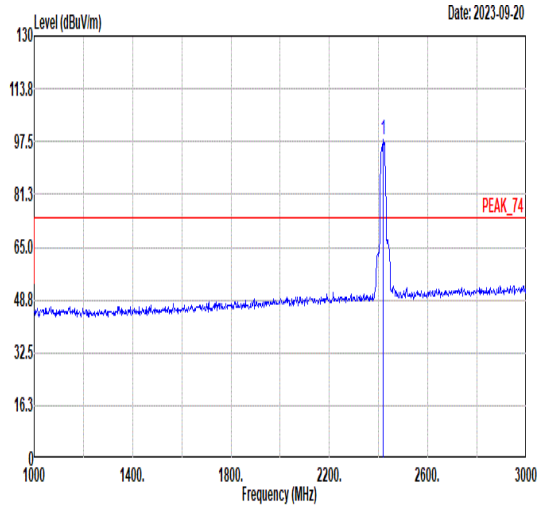 Freq Level Limit Line Margin Read Level Ant Factor Cable Loss Preamp Factor APos TPos Remark MHz dBuV/m dBuV/m dB dBuV dB/m dB dB cm deg 1 2417.00 98.18 ------ ------ 94.71 32.29 4.83 33.65 113 44 PEAK
Avg	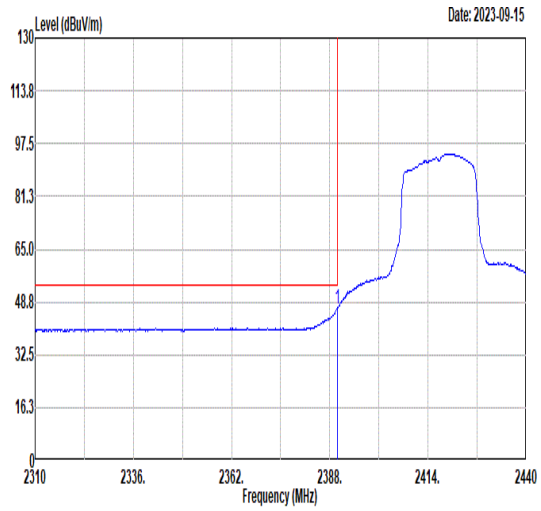 Freq Level Limit Line Margin Read Level Ant Factor Cable Loss Preamp Factor APos TPos Remark MHz dBuV/m dBuV/m dB dBuV dB/m dB dB cm deg 1 2389.95 46.63 54.00 -7.37 43.29 32.21 4.80 33.67 113 44 AVERAGE	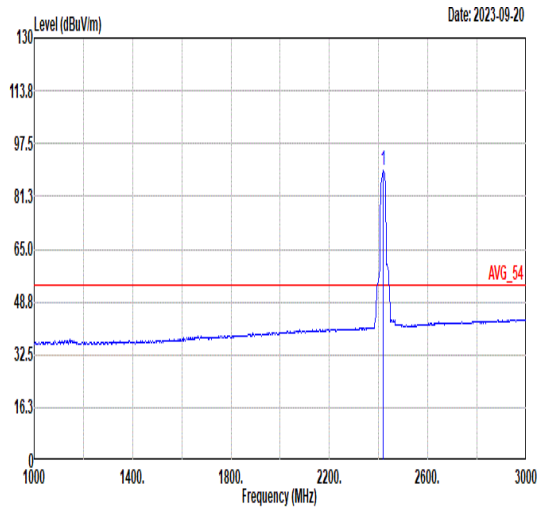 Freq Level Limit Line Margin Read Level Ant Factor Cable Loss Preamp Factor APos TPos Remark MHz dBuV/m dBuV/m dB dBuV dB/m dB dB cm deg 1 2417.00 89.17 ------ ------ 85.70 32.29 4.83 33.65 113 44 AVERAGE

Mode	55	
	Band Edge	
	2400-2483.5_802.11n HT20_CH02_2417MHz	
ANT	CDD 7+12	
Pol.	Vertical	Fundamental
Peak	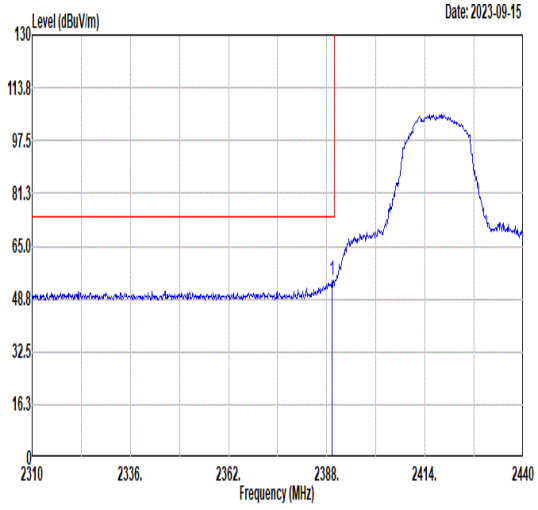 Freq Level Limit Line Margin Read Level Ant Factor Cable Loss Preamp Factor APos TPos Remark MHz dBuV/m dBuV/m dB dBuV dB/m dB dB cm deg 1 2389.30 54.49 74.00 -19.51 51.16 32.21 4.79 33.67 205 283 PEAK	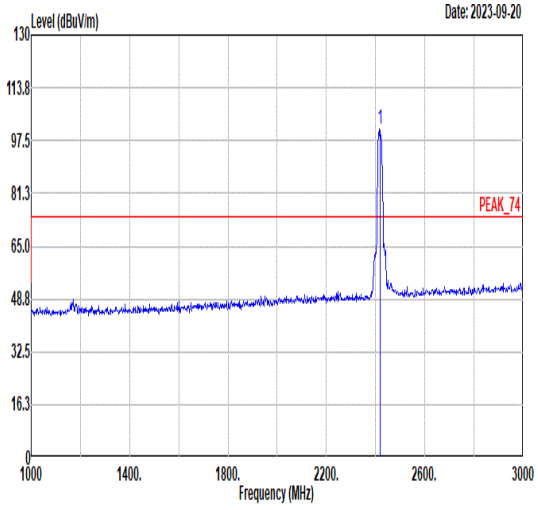 Freq Level Limit Line Margin Read Level Ant Factor Cable Loss Preamp Factor APos TPos Remark MHz dBuV/m dBuV/m dB dBuV dB/m dB dB cm deg 1 2417.00 100.83 ------ ------ 97.37 32.28 4.83 33.65 205 283 PEAK
Avg	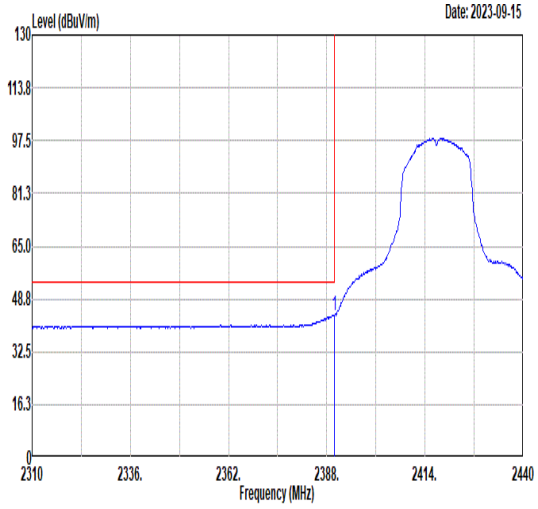 Freq Level Limit Line Margin Read Level Ant Factor Cable Loss Preamp Factor APos TPos Remark MHz dBuV/m dBuV/m dB dBuV dB/m dB dB cm deg 1 2389.95 43.74 54.00 -10.26 40.40 32.21 4.80 33.67 205 283 AVERAGE	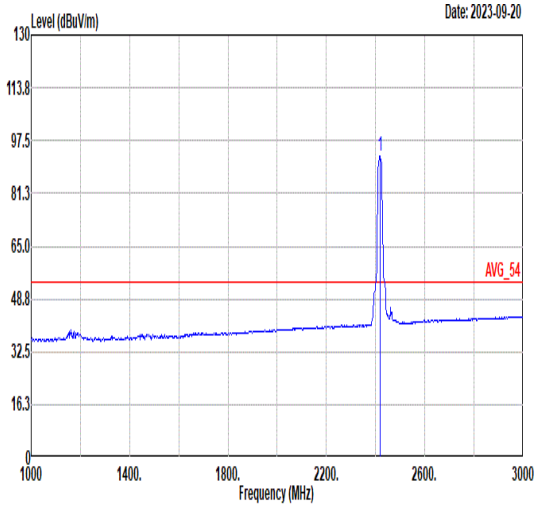 Freq Level Limit Line Margin Read Level Ant Factor Cable Loss Preamp Factor APos TPos Remark MHz dBuV/m dBuV/m dB dBuV dB/m dB dB cm deg 1 2417.00 92.78 ------ ------ 89.32 32.28 4.83 33.65 205 283 AVERAGE

Mode	56	
	Band Edge	
	2400-2483.5_802.11n HT20_CH10_2457MHz	
ANT	CDD 7+12	
Pol.	Horizontal	Fundamental
Peak	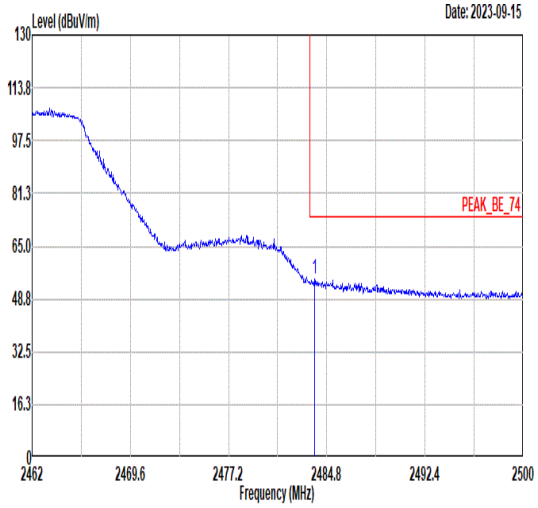 Freq Level Limit Line Margin Read Level Ant Factor Cable Loss Preamp Factor APos TPos Remark MHz dBuV/m dBuV/m dB dBuV dB/m dB dB cm deg 1 2483.85 54.76 74.00 -19.24 50.99 32.46 4.92 33.61 100 314 PEAK	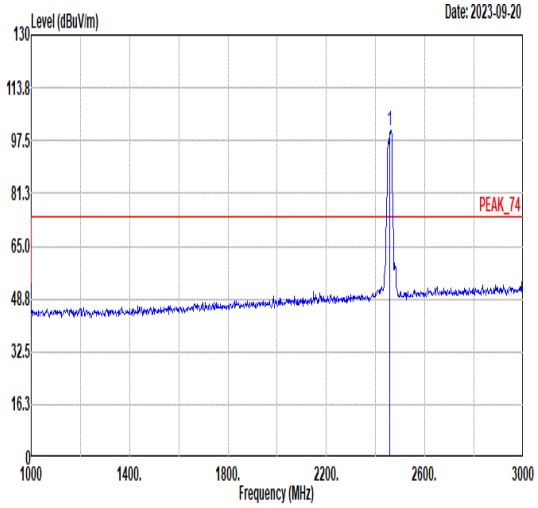 Freq Level Limit Line Margin Read Level Ant Factor Cable Loss Preamp Factor APos TPos Remark MHz dBuV/m dBuV/m dB dBuV dB/m dB dB cm deg 1 2457.00 100.56 ------ ------ 96.88 32.41 4.89 33.62 100 314 PEAK
Avg	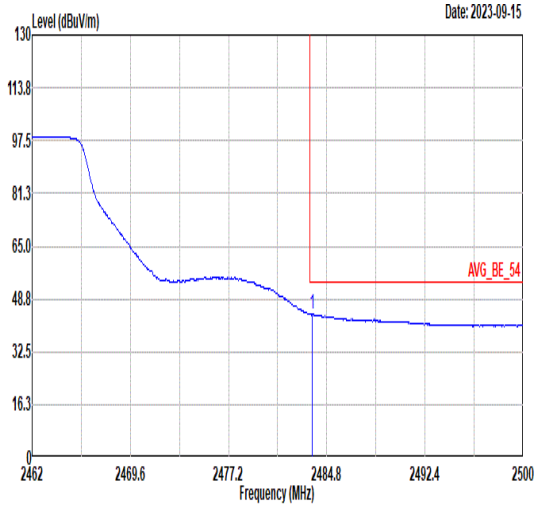 Freq Level Limit Line Margin Read Level Ant Factor Cable Loss Preamp Factor APos TPos Remark MHz dBuV/m dBuV/m dB dBuV dB/m dB dB cm deg 1 2483.70 44.12 54.00 -9.88 40.35 32.46 4.92 33.61 100 314 AVERAGE	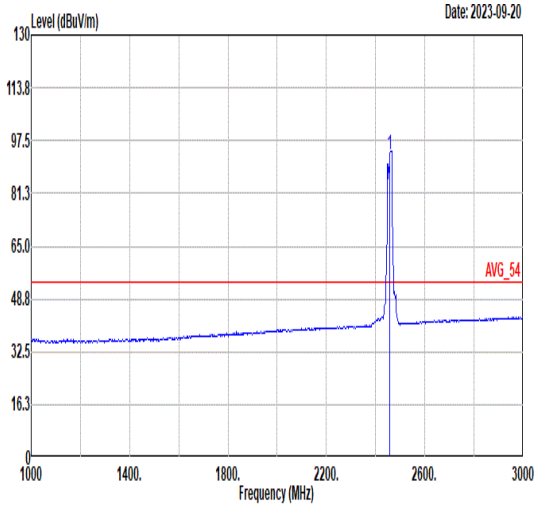 Freq Level Limit Line Margin Read Level Ant Factor Cable Loss Preamp Factor APos TPos Remark MHz dBuV/m dBuV/m dB dBuV dB/m dB dB cm deg 1 2457.00 93.43 ------ ------ 89.75 32.41 4.89 33.62 100 314 AVERAGE

Mode	56	
	Band Edge	
	2400-2483.5_802.11n HT20_CH10_2457MHz	
ANT	CDD 7+12	
Pol.	Vertical	Fundamental
Peak	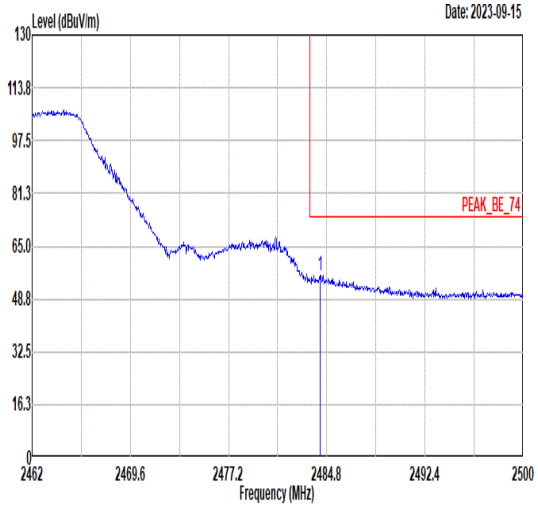 Freq Level Limit Line Margin Read Level Ant Factor Cable Loss Preamp Factor APos TPos Remark MHz dBuV/m dBuV/m dB dBuV dB/m dB dB cm deg 1 2484.27 56.00 74.00 -18.00 52.23 32.46 4.92 33.61 100 138 PEAK	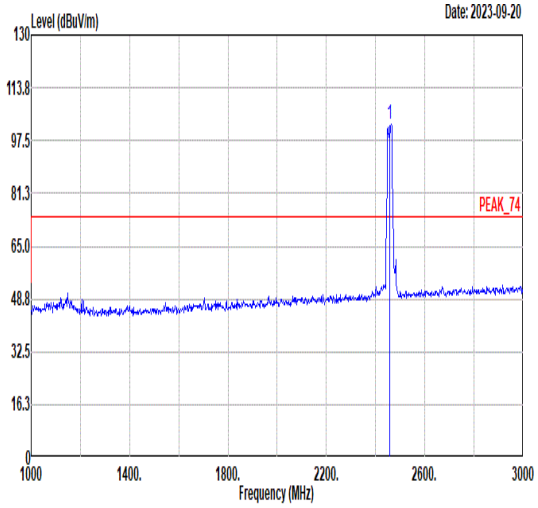 Freq Level Limit Line Margin Read Level Ant Factor Cable Loss Preamp Factor APos TPos Remark MHz dBuV/m dBuV/m dB dBuV dB/m dB dB cm deg 1 2457.00 102.51 ------ ------ 98.83 32.41 4.89 33.62 100 138 PEAK
Avg	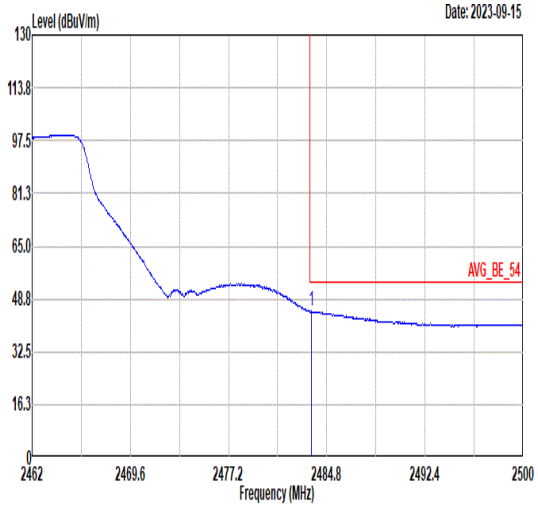 Freq Level Limit Line Margin Read Level Ant Factor Cable Loss Preamp Factor APos TPos Remark MHz dBuV/m dBuV/m dB dBuV dB/m dB dB cm deg 1 2483.58 44.90 54.00 -9.10 41.13 32.46 4.92 33.61 100 138 AVERAGE	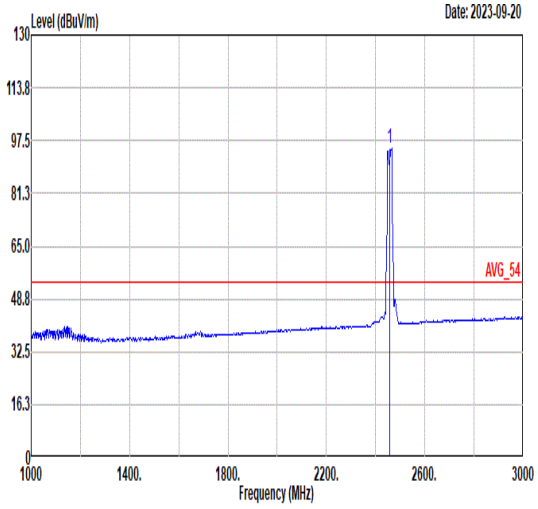 Freq Level Limit Line Margin Read Level Ant Factor Cable Loss Preamp Factor APos TPos Remark MHz dBuV/m dBuV/m dB dBuV dB/m dB dB cm deg 1 2457.00 94.97 ------ ------ 91.28 32.41 4.90 33.62 100 138 AVERAGE

Mode	57	
	Band Edge - L	
	2400-2483.5_802.11n HT40_CH04_2427MHz	
ANT	CDD 7+12	
Pol.	Horizontal	Fundamental
Peak	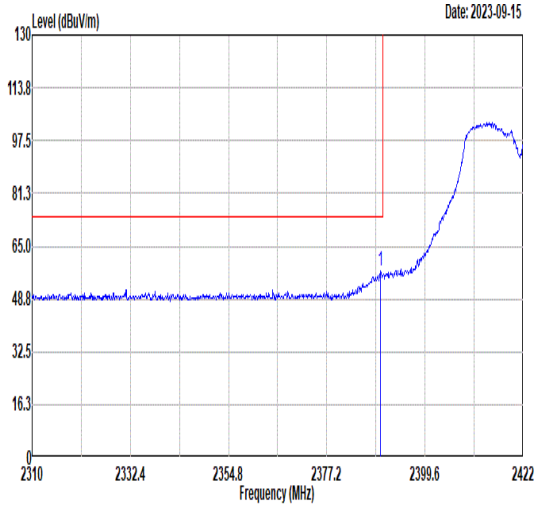 Freq Level Limit Line Margin Read Level Ant Factor Cable Loss Preamp Factor APos TPos Remark MHz dBuV/m dBuV/m dB dBuV dB/m dB dB cm deg 1 2389.52 57.25 74.00 -16.75 53.91 32.21 4.80 33.67 127 123 PEAK	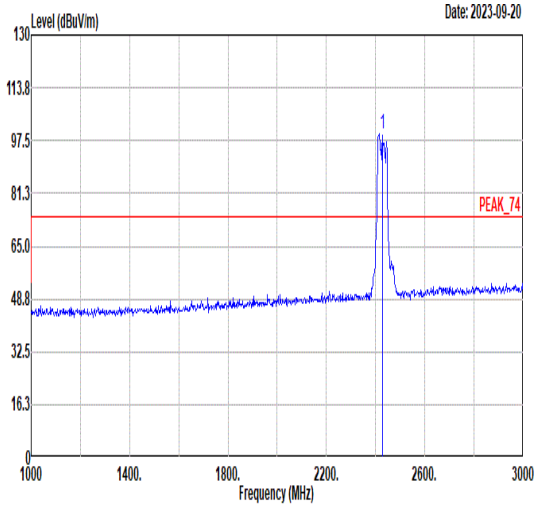 Freq Level Limit Line Margin Read Level Ant Factor Cable Loss Preamp Factor APos TPos Remark MHz dBuV/m dBuV/m dB dBuV dB/m dB dB cm deg 1 2427.00 99.73 ------ ------ 96.28 32.28 4.82 33.65 127 123 PEAK
Avg	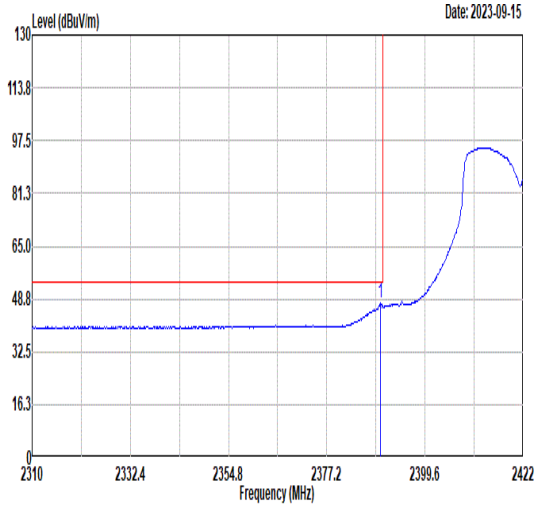 Freq Level Limit Line Margin Read Level Ant Factor Cable Loss Preamp Factor APos TPos Remark MHz dBuV/m dBuV/m dB dBuV dB/m dB dB cm deg 1 2389.41 47.47 54.00 -6.53 44.13 32.21 4.80 33.67 127 123 AVERAGE	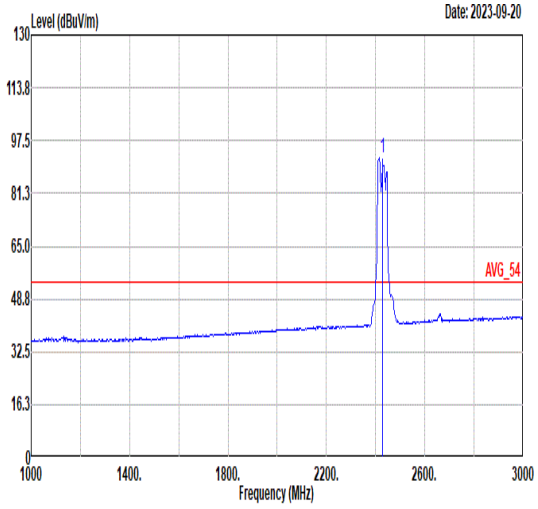 Freq Level Limit Line Margin Read Level Ant Factor Cable Loss Preamp Factor APos TPos Remark MHz dBuV/m dBuV/m dB dBuV dB/m dB dB cm deg 1 2427.00 92.06 ------ ------ 88.61 32.28 4.82 33.65 127 123 AVERAGE

Mode	57	
	Band Edge - R	
	2400-2483.5_802.11n HT40_CH04_2427MHz	
ANT	CDD 7+12	
Pol.	Horizontal	Fundamental
Peak	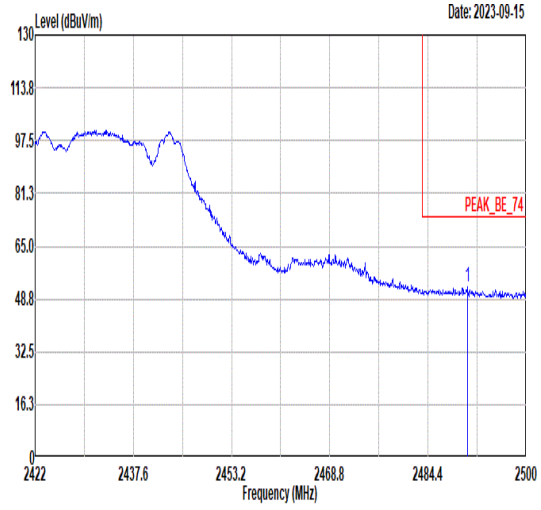 Freq Level Limit Line Margin Read Level Ant Factor Cable Loss Preamp Factor APos TPos Remark MHz dBuV/m dBuV/m dB dBuV dB/m dB dB cm deg 1 2490.64 52.28 74.00 -21.72 48.48 32.48 4.93 33.61 127 123 PEAK	Blank
Avg	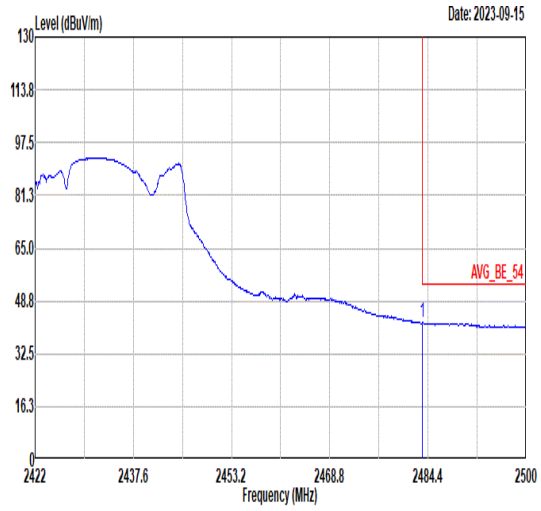 Freq Level Limit Line Margin Read Level Ant Factor Cable Loss Preamp Factor APos TPos Remark MHz dBuV/m dBuV/m dB dBuV dB/m dB dB cm deg 1 2483.54 41.98 54.00 -12.02 38.21 32.46 4.92 33.61 127 123 AVERAGE	Blank

Mode	57	
	Band Edge - L	
	2400-2483.5_802.11n HT40_CH04_2427MHz	
ANT	CDD 7+12	
Pol.	Vertical	Fundamental
Peak	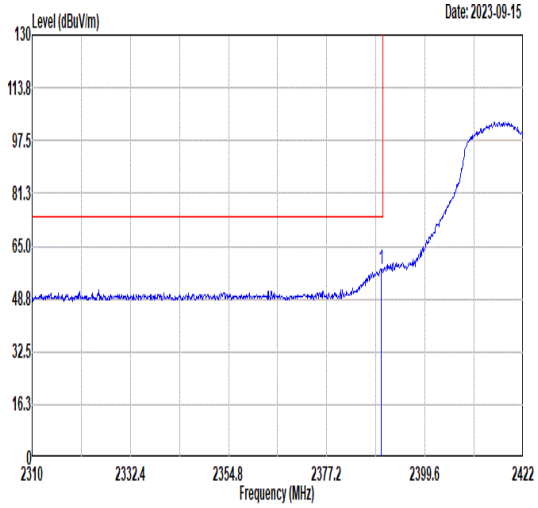 Freq Level Limit Line Margin Read Level Ant Factor Cable Loss Preamp Factor APos TPos Remark MHz dBuV/m dBuV/m dB dBuV dB/m dB dB cm deg 1 2389.63 58.02 74.00 -15.98 54.68 32.21 4.80 33.67 100 243 PEAK	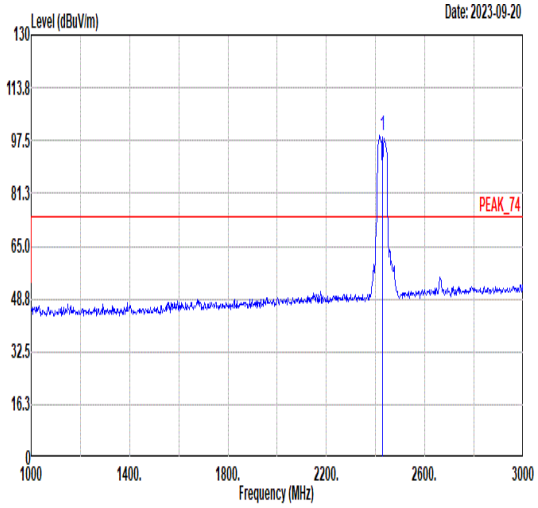 Freq Level Limit Line Margin Read Level Ant Factor Cable Loss Preamp Factor APos TPos Remark MHz dBuV/m dBuV/m dB dBuV dB/m dB dB cm deg 1 2427.00 99.02 ------ ------ 95.56 32.28 4.83 33.65 100 243 PEAK
Avg	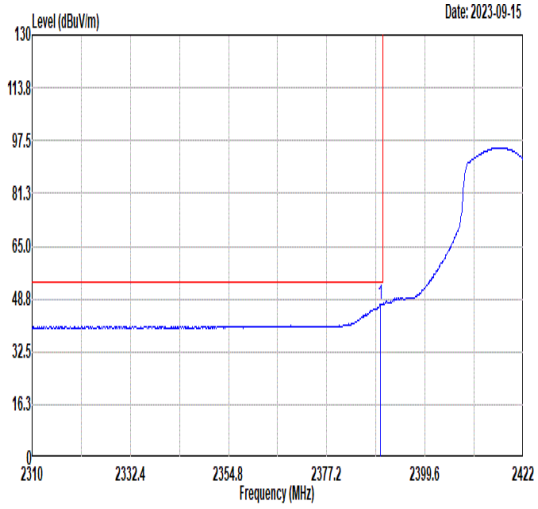 Freq Level Limit Line Margin Read Level Ant Factor Cable Loss Preamp Factor APos TPos Remark MHz dBuV/m dBuV/m dB dBuV dB/m dB dB cm deg 1 2389.52 47.20 54.00 -6.80 43.86 32.21 4.80 33.67 100 243 AVERAGE	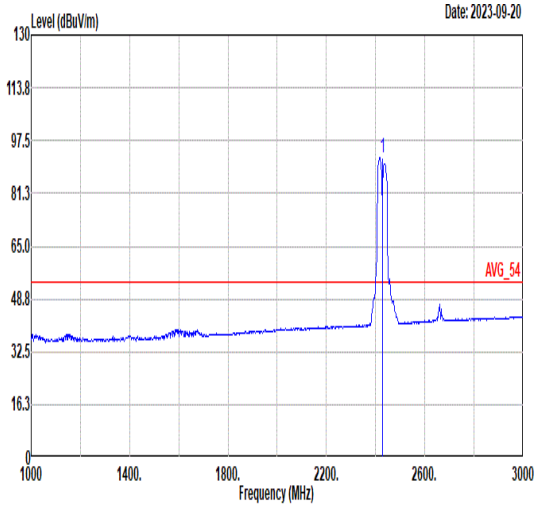 Freq Level Limit Line Margin Read Level Ant Factor Cable Loss Preamp Factor APos TPos Remark MHz dBuV/m dBuV/m dB dBuV dB/m dB dB cm deg 1 2427.00 92.25 ------ ------ 88.78 32.29 4.83 33.65 100 243 AVERAGE

Mode	57	
	Band Edge - R	
	2400-2483.5_802.11n HT40_CH04_2427MHz	
ANT	CDD 7+12	
Pol.	Vertical	Fundamental
Peak	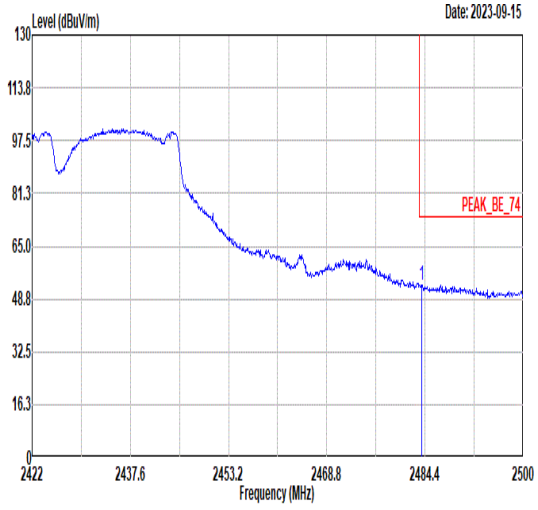 Limit Read Ant Cable Preamp APos TPos Freq Level Line Margin Level Factor Loss Factor Remark MHz dBuV/m dBuV/m dB dBuV dB/m dB dB cm deg 1 2483.93 53.22 74.00 -20.78 49.45 32.46 4.92 33.61 100 243 PEAK	Blank
Avg	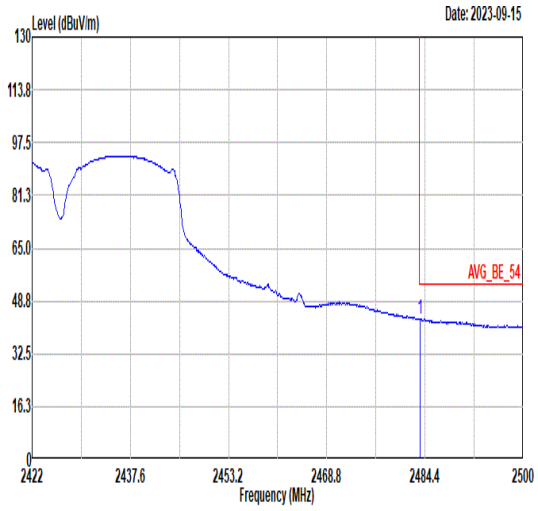 Limit Read Ant Cable Preamp APos TPos Freq Level Line Margin Level Factor Loss Factor Remark MHz dBuV/m dBuV/m dB dBuV dB/m dB dB cm deg 1 2483.62 43.08 54.00 -10.92 39.31 32.46 4.92 33.61 100 243 AVERAGE	Blank

Mode	58	
	Band Edge - L	
	2400-2483.5_802.11n HT40_CH08_2447MHz	
ANT	CDD 7+12	
Pol.	Horizontal	Fundamental
Peak	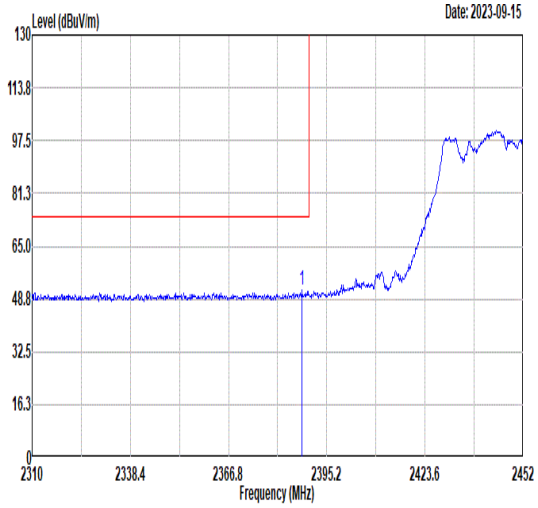 Freq Level Limit Line Margin Read Level Ant Factor Cable Loss Preamp Factor APos TPos Remark MHz dBuV/m dBuV/m dB dBuV dB/m dB dB cm deg 1 2388.10 51.42 74.00 -22.58 48.09 32.21 4.79 33.67 122 286 PEAK	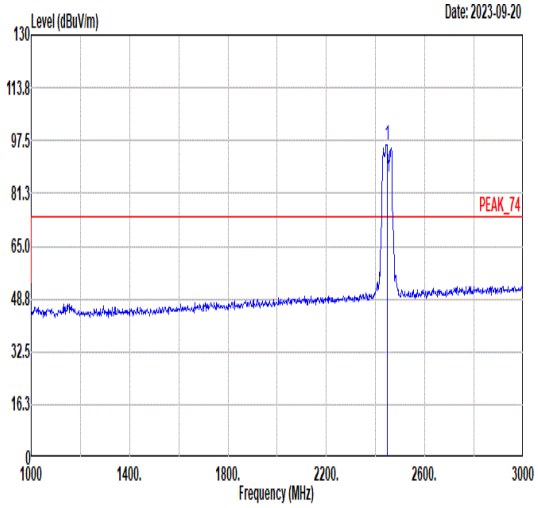 Freq Level Limit Line Margin Read Level Ant Factor Cable Loss Preamp Factor APos TPos Remark MHz dBuV/m dBuV/m dB dBuV dB/m dB dB cm deg 1 2447.00 96.36 ------ ------ 92.76 32.36 4.87 33.63 122 286 PEAK
Avg	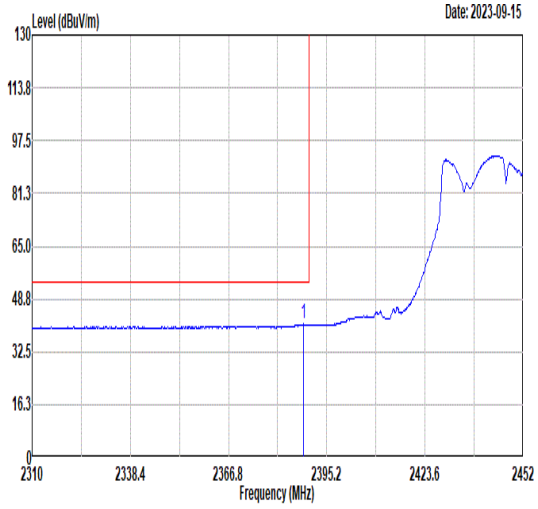 Freq Level Limit Line Margin Read Level Ant Factor Cable Loss Preamp Factor APos TPos Remark MHz dBuV/m dBuV/m dB dBuV dB/m dB dB cm deg 1 2388.53 41.01 54.00 -12.99 37.68 32.21 4.79 33.67 122 286 AVERAGE	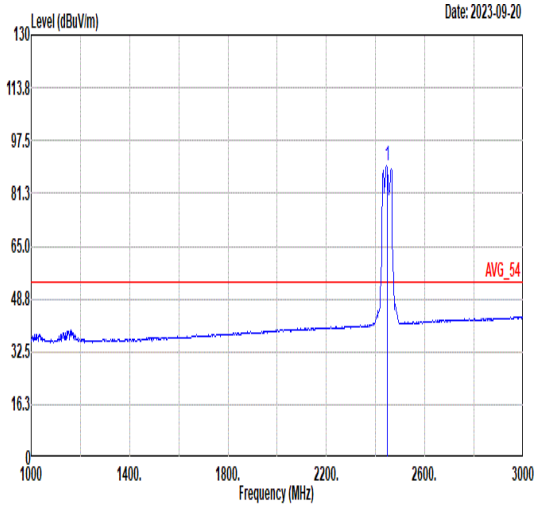 Freq Level Limit Line Margin Read Level Ant Factor Cable Loss Preamp Factor APos TPos Remark MHz dBuV/m dBuV/m dB dBuV dB/m dB dB cm deg 1 2447.00 89.64 ------ ------ 86.06 32.35 4.87 33.64 122 286 AVERAGE

Mode	58	
	Band Edge - R	
	2400-2483.5_802.11n HT40_CH08_2447MHz	
ANT	CDD 7+12	
Pol.	Horizontal	Fundamental
Peak	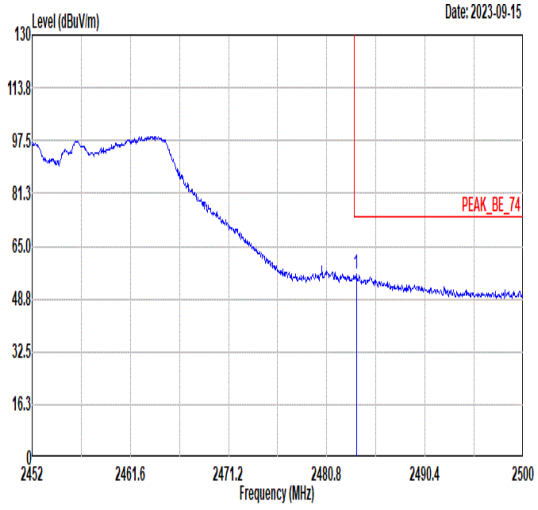 Freq Level Limit Line Margin Read Level Ant Factor Cable Loss Preamp Factor APos TPos Remark MHz dBuV/m dBuV/m dB dBuV dB/m dB dB cm deg 1 2483.68 56.36 74.00 -17.64 52.59 32.46 4.92 33.61 122 286 PEAK	Blank
Avg	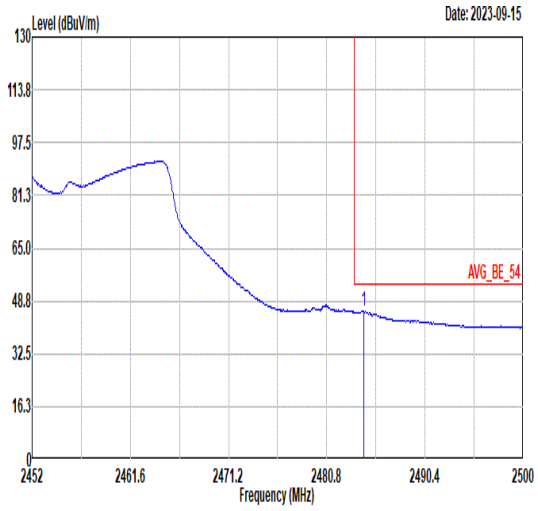 Freq Level Limit Line Margin Read Level Ant Factor Cable Loss Preamp Factor APos TPos Remark MHz dBuV/m dBuV/m dB dBuV dB/m dB dB cm deg 1 2484.40 45.56 54.00 -8.44 41.79 32.46 4.92 33.61 122 360 AVERAGE	Blank

Mode	58	
	Band Edge - L	
	2400-2483.5_802.11n HT40_CH08_2447MHz	
ANT	CDD 7+12	
Pol.	Vertical	Fundamental
Peak	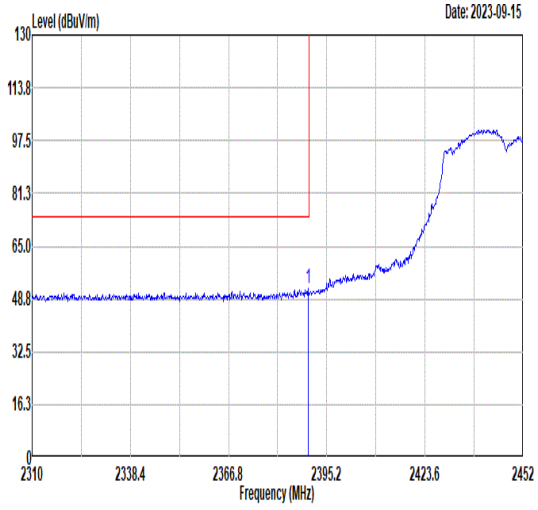 Freq Level Limit Line Margin Read Level Ant Factor Cable Loss Preamp Factor APos TPos Remark MHz dBuV/m dBuV/m dB dBuV dB/m dB dB cm deg 1 2389.80 51.97 74.00 -22.03 48.63 32.21 4.80 33.67 300 272 PEAK	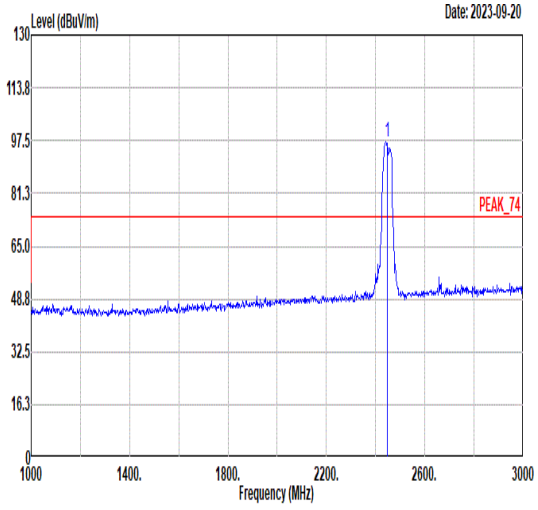 Freq Level Limit Line Margin Read Level Ant Factor Cable Loss Preamp Factor APos TPos Remark MHz dBuV/m dBuV/m dB dBuV dB/m dB dB cm deg 1 2447.00 97.06 ------ ------ 93.49 32.35 4.86 33.64 300 272 PEAK
Avg	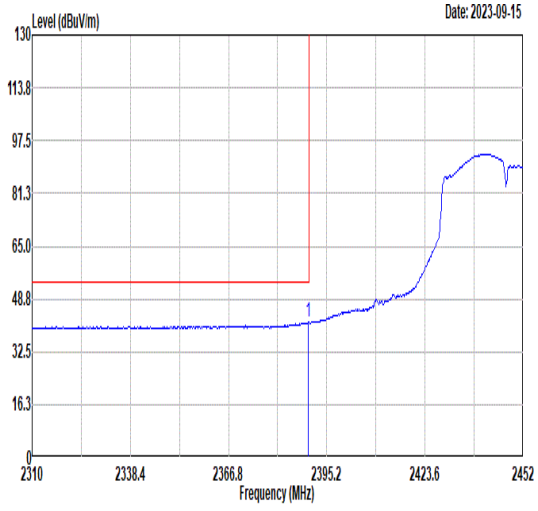 Freq Level Limit Line Margin Read Level Ant Factor Cable Loss Preamp Factor APos TPos Remark MHz dBuV/m dBuV/m dB dBuV dB/m dB dB cm deg 1 2389.80 41.56 54.00 -12.44 38.22 32.21 4.80 33.67 300 272 AVERAGE	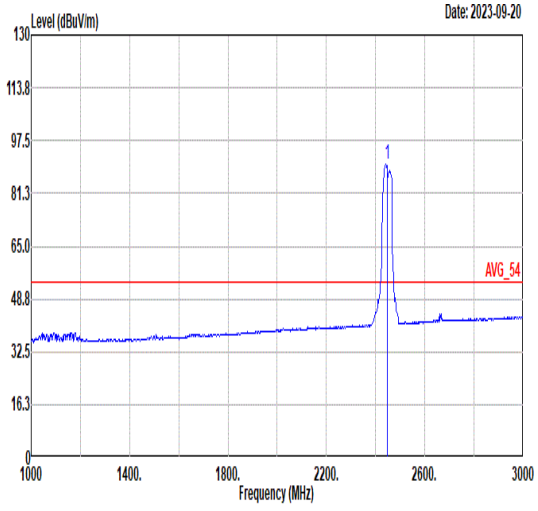 Freq Level Limit Line Margin Read Level Ant Factor Cable Loss Preamp Factor APos TPos Remark MHz dBuV/m dBuV/m dB dBuV dB/m dB dB cm deg 1 2447.00 90.28 ------ ------ 86.71 32.35 4.86 33.64 300 272 AVERAGE

Mode	58	
	Band Edge - R	
	2400-2483.5_802.11n HT40_CH08_2447MHz	
ANT	CDD 7+12	
Pol.	Vertical	Fundamental
Peak	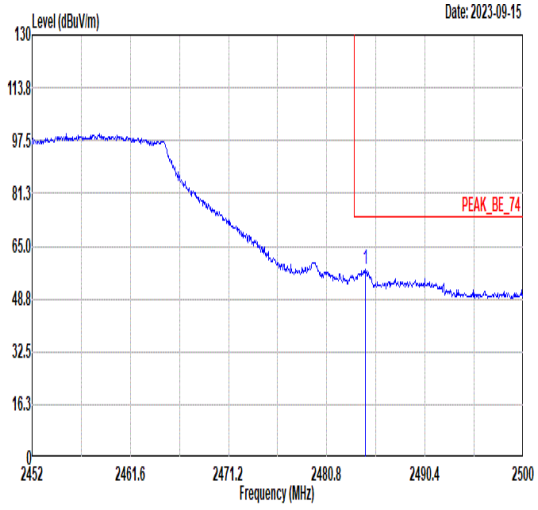 Freq Level Limit Line Margin Read Level Ant Factor Cable Loss Preamp Factor APos TPos Remark MHz dBuV/m dBuV/m dB dBuV dB/m dB dB cm deg 1 2484.54 57.71 74.00 -16.29 53.94 32.46 4.92 33.61 300 272 PEAK	Blank
Avg	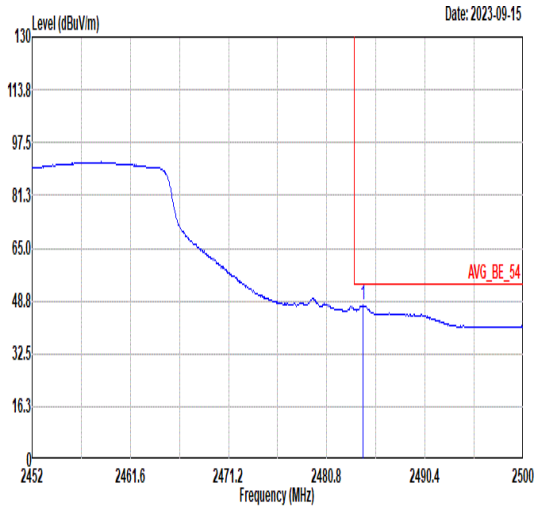 Freq Level Limit Line Margin Read Level Ant Factor Cable Loss Preamp Factor APos TPos Remark MHz dBuV/m dBuV/m dB dBuV dB/m dB dB cm deg 1 2484.30 47.49 54.00 -6.51 43.72 32.46 4.92 33.61 300 272 AVERAGE	Blank

Mode	59	
	Band Edge	
	2400-2483.5_802.11be EHT20_CH02_2417MHz	
ANT	CDD 7+12	
Pol.	Horizontal	Fundamental
Peak	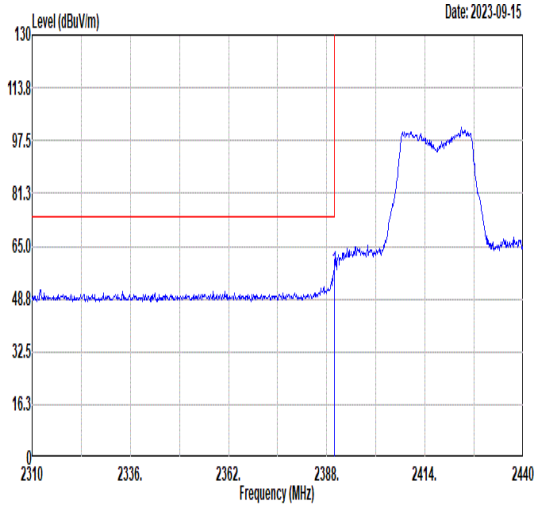 Freq Level Limit Line Margin Read Level Ant Factor Cable Loss Preamp Factor APos TPos Remark MHz dBuV/m dBuV/m dB dBuV dB/m dB dB cm deg 1 2389.95 57.56 74.00 -16.44 54.22 32.21 4.80 33.67 327 313 PEAK	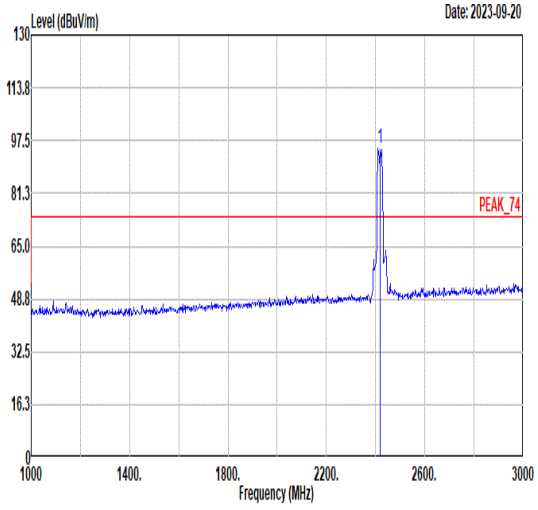 Freq Level Limit Line Margin Read Level Ant Factor Cable Loss Preamp Factor APos TPos Remark MHz dBuV/m dBuV/m dB dBuV dB/m dB dB cm deg 1 2417.00 94.93 ------ ------ 91.50 32.27 4.82 33.66 327 313 PEAK
Avg	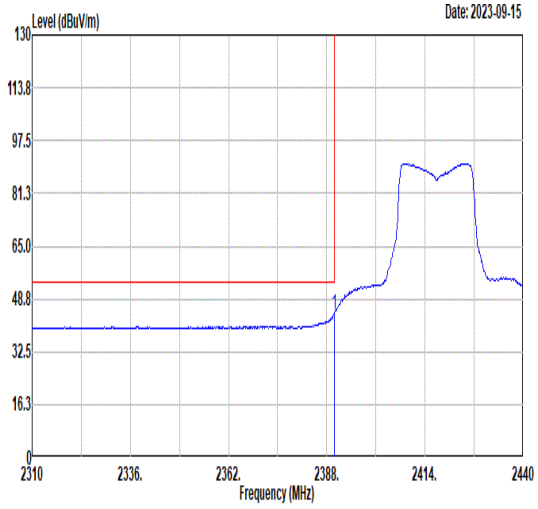 Freq Level Limit Line Margin Read Level Ant Factor Cable Loss Preamp Factor APos TPos Remark MHz dBuV/m dBuV/m dB dBuV dB/m dB dB cm deg 1 2389.95 44.12 54.00 -9.88 40.78 32.21 4.80 33.67 327 313 AVERAGE	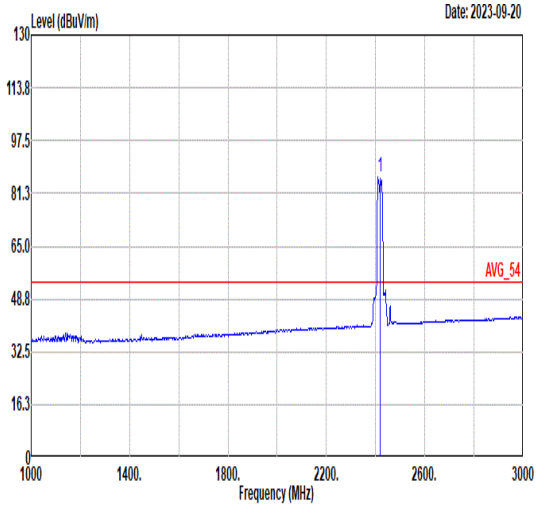 Freq Level Limit Line Margin Read Level Ant Factor Cable Loss Preamp Factor APos TPos Remark MHz dBuV/m dBuV/m dB dBuV dB/m dB dB cm deg 1 2417.00 86.22 ------ ------ 82.73 32.30 4.84 33.65 327 313 AVERAGE

Mode	59	
	Band Edge	
	2400-2483.5_802.11be EHT20_CH02_2417MHz	
ANT	CDD 7+12	
Pol.	Vertical	Fundamental
Peak	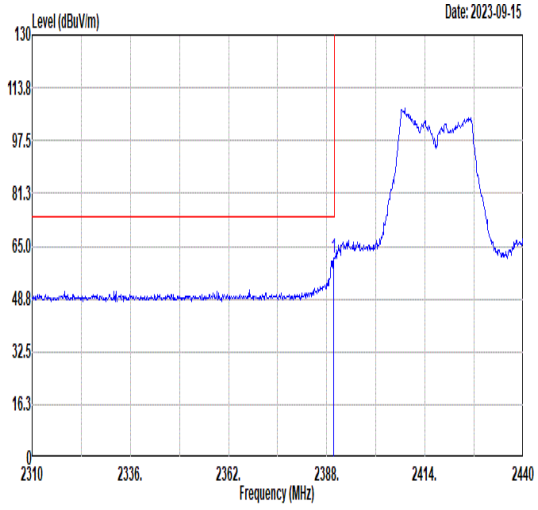 Freq Level Limit Line Margin Read Level Ant Factor Cable Loss Preamp Factor APos TPos Remark MHz dBuV/m dBuV/m dB dBuV dB/m dB dB cm deg 1 2389.82 61.45 74.00 -12.55 58.11 32.21 4.80 33.67 168 284 PEAK	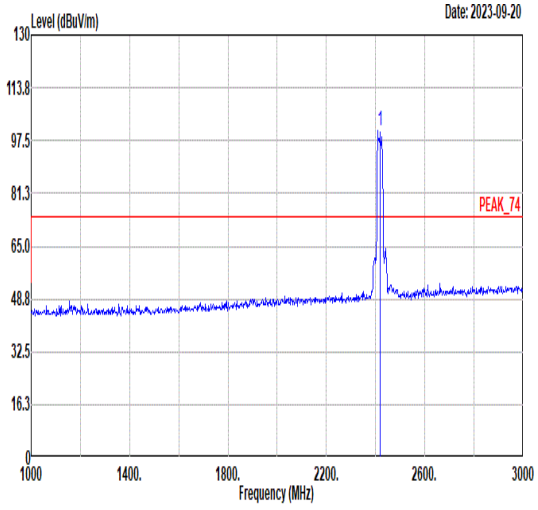 Freq Level Limit Line Margin Read Level Ant Factor Cable Loss Preamp Factor APos TPos Remark MHz dBuV/m dBuV/m dB dBuV dB/m dB dB cm deg 1 2417.00 100.61 ------ ------ 97.19 32.26 4.82 33.66 168 284 PEAK
Avg	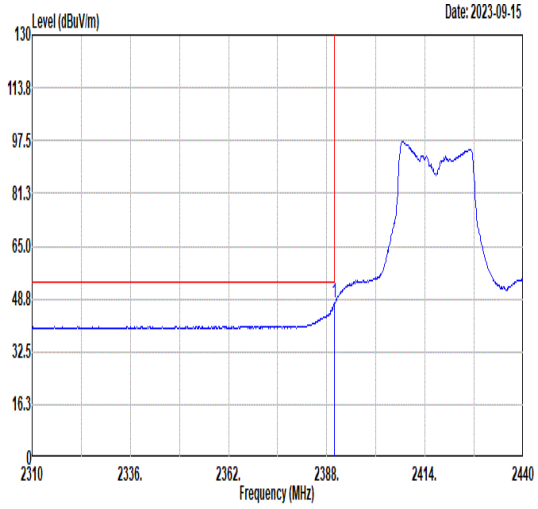 Freq Level Limit Line Margin Read Level Ant Factor Cable Loss Preamp Factor APos TPos Remark MHz dBuV/m dBuV/m dB dBuV dB/m dB dB cm deg 1 2389.95 47.35 54.00 -6.65 44.01 32.21 4.80 33.67 168 284 AVERAGE	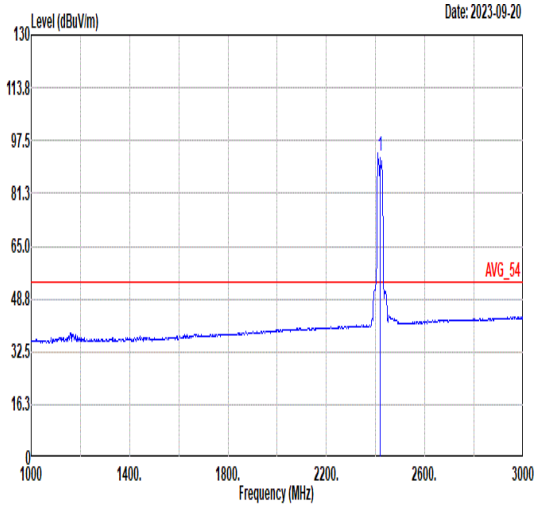 Freq Level Limit Line Margin Read Level Ant Factor Cable Loss Preamp Factor APos TPos Remark MHz dBuV/m dBuV/m dB dBuV dB/m dB dB cm deg 1 2417.00 92.88 ------ ------ 89.46 32.26 4.82 33.66 168 284 AVERAGE

Mode	60	
	Band Edge	
	2400-2483.5_802.11be EHT20_CH10_2457MHz	
ANT	CDD 7+12	
Pol.	Horizontal	Fundamental
Peak	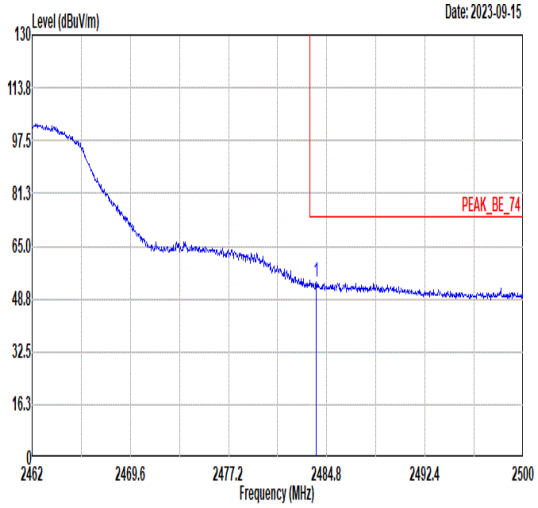 Freq Level Limit Line Margin Read Level Ant Factor Cable Loss Preamp Factor APos TPos Remark MHz dBuV/m dBuV/m dB dBuV dB/m dB dB cm deg 1 2483.96 54.03 74.00 -19.97 50.26 32.46 4.92 33.61 119 313 PEAK	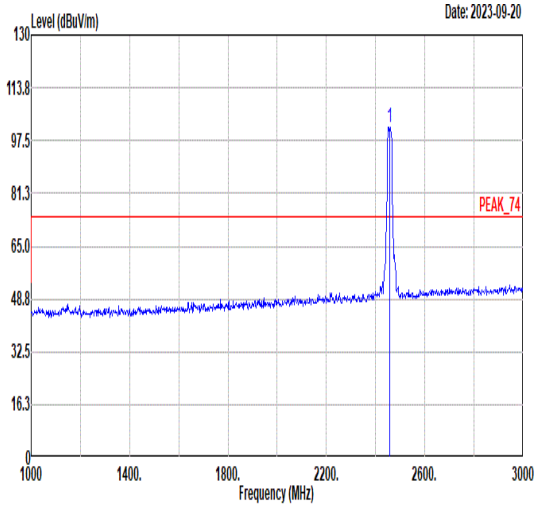 Freq Level Limit Line Margin Read Level Ant Factor Cable Loss Preamp Factor APos TPos Remark MHz dBuV/m dBuV/m dB dBuV dB/m dB dB cm deg 1 2457.00 101.51 ------ ------ 97.88 32.38 4.88 33.63 119 313 PEAK
Avg	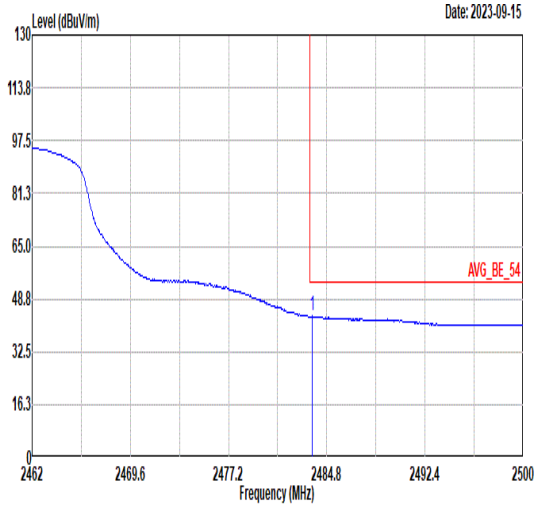 Freq Level Limit Line Margin Read Level Ant Factor Cable Loss Preamp Factor APos TPos Remark MHz dBuV/m dBuV/m dB dBuV dB/m dB dB cm deg 1 2483.70 43.49 54.00 -10.51 39.72 32.46 4.92 33.61 119 313 AVERAGE	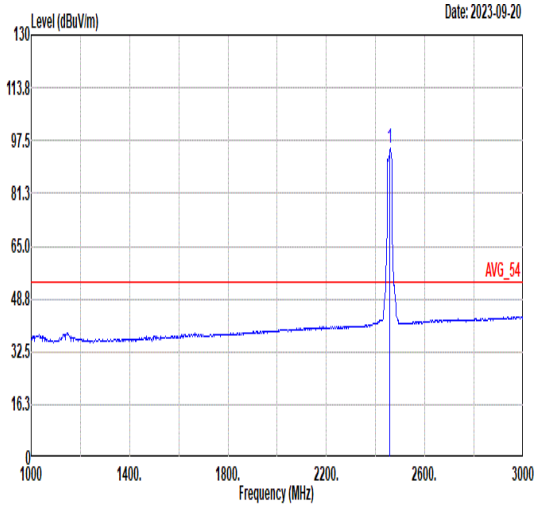 Freq Level Limit Line Margin Read Level Ant Factor Cable Loss Preamp Factor APos TPos Remark MHz dBuV/m dBuV/m dB dBuV dB/m dB dB cm deg 1 2457.00 94.99 ------ ------ 91.33 32.40 4.89 33.63 119 313 AVERAGE

Mode	60	
	Band Edge	
	2400-2483.5_802.11be EHT20_CH10_2457MHz	
ANT	CDD 7+12	
Pol.	Vertical	Fundamental
Peak	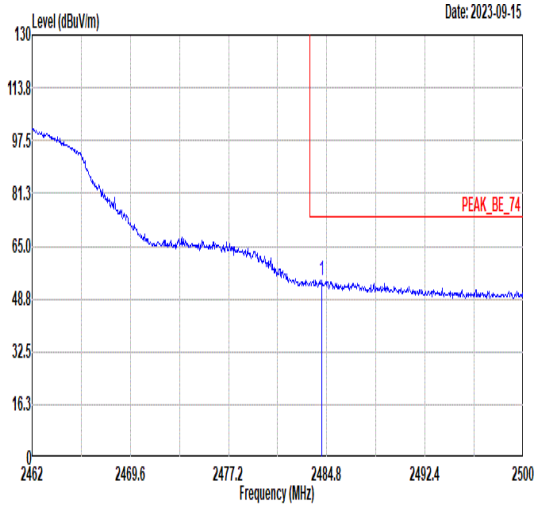 Freq Level Limit Line Margin Read Level Ant Factor Cable Loss Preamp Factor APos TPos Remark MHz dBuV/m dBuV/m dB dBuV dB/m dB dB cm deg 1 2484.42 54.65 74.00 -19.35 50.88 32.46 4.92 33.61 108 88 PEAK	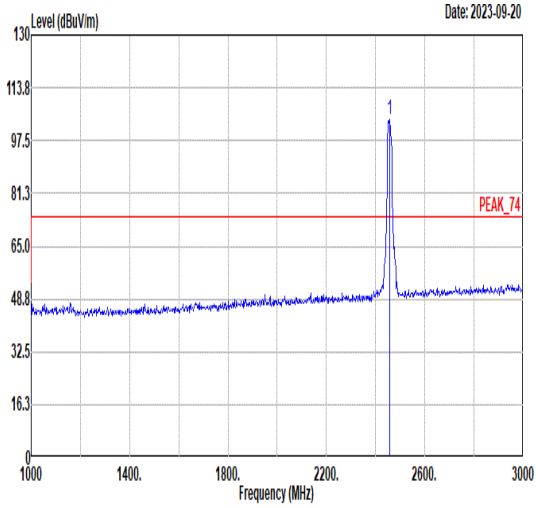 Freq Level Limit Line Margin Read Level Ant Factor Cable Loss Preamp Factor APos TPos Remark MHz dBuV/m dBuV/m dB dBuV dB/m dB dB cm deg 1 2457.00 103.88 ------ ------ 100.24 32.39 4.88 33.63 108 88 PEAK
Avg	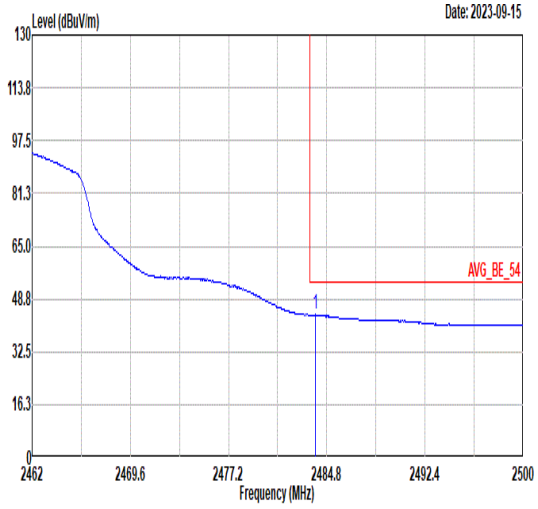 Freq Level Limit Line Margin Read Level Ant Factor Cable Loss Preamp Factor APos TPos Remark MHz dBuV/m dBuV/m dB dBuV dB/m dB dB cm deg 1 2483.93 43.95 54.00 -10.05 40.18 32.46 4.92 33.61 108 88 AVERAGE	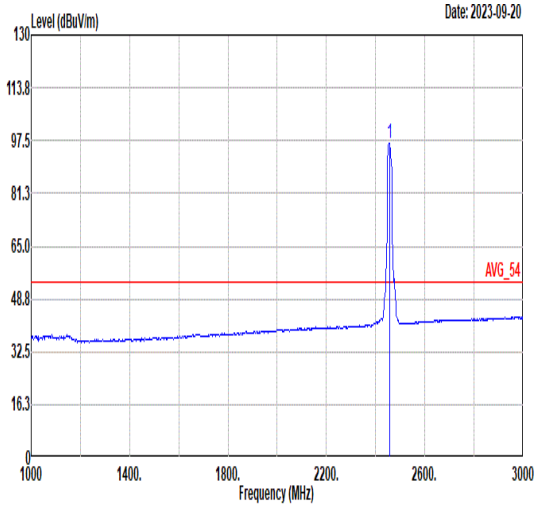 Freq Level Limit Line Margin Read Level Ant Factor Cable Loss Preamp Factor APos TPos Remark MHz dBuV/m dBuV/m dB dBuV dB/m dB dB cm deg 1 2457.00 96.55 ------ ------ 92.92 32.38 4.88 33.63 108 88 AVERAGE

Mode	61	
	Band Edge - L	
	2400-2483.5_802.11be EHT40_CH04_Full RU _2427MHz	
ANT	CDD 7+12	
Pol.	Horizontal	Fundamental
Peak	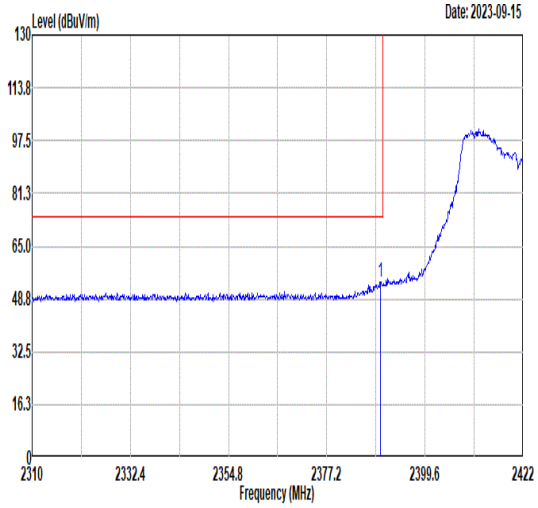 Freq Level Limit Line Margin Read Level Ant Factor Cable Loss Preamp Factor APos TPos Remark MHz dBuV/m dBuV/m dB dBuV dB/m dB dB cm deg 1 2389.41 54.13 74.00 -19.87 50.79 32.21 4.80 33.67 137 133 PEAK	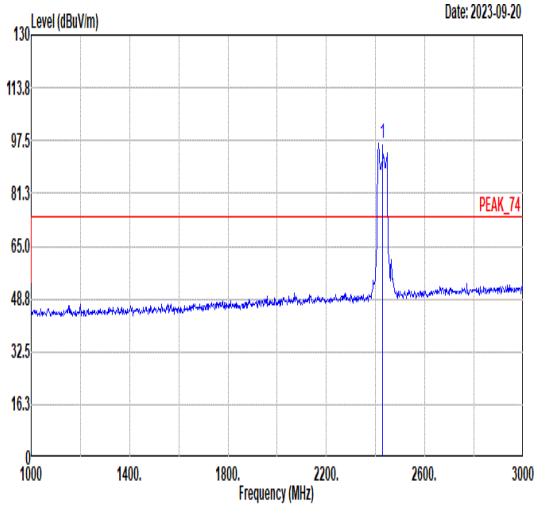 Freq Level Limit Line Margin Read Level Ant Factor Cable Loss Preamp Factor APos TPos Remark MHz dBuV/m dBuV/m dB dBuV dB/m dB dB cm deg 1 2427.00 96.40 ------ ------ 92.96 32.27 4.82 33.65 137 133 PEAK
Avg	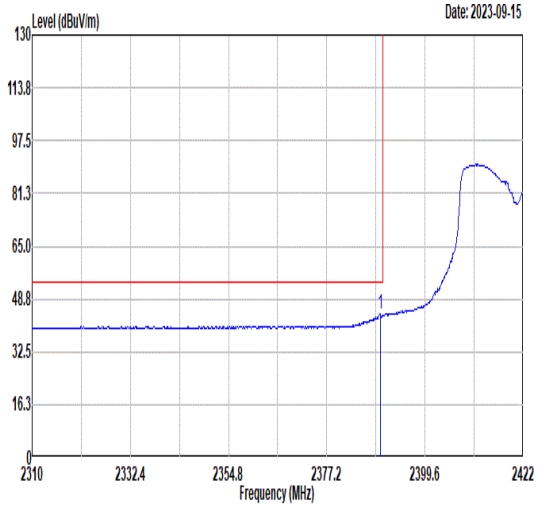 Freq Level Limit Line Margin Read Level Ant Factor Cable Loss Preamp Factor APos TPos Remark MHz dBuV/m dBuV/m dB dBuV dB/m dB dB cm deg 1 2389.52 44.26 54.00 -9.74 40.92 32.21 4.80 33.67 137 133 AVERAGE	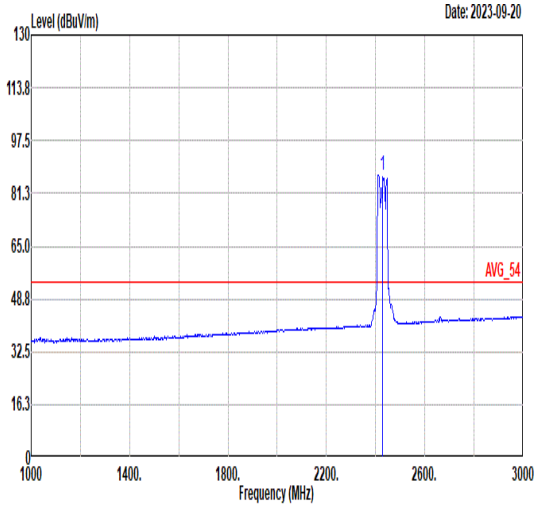 Freq Level Limit Line Margin Read Level Ant Factor Cable Loss Preamp Factor APos TPos Remark MHz dBuV/m dBuV/m dB dBuV dB/m dB dB cm deg 1 2427.00 86.99 ------ ------ 83.55 32.27 4.82 33.65 137 133 AVERAGE

Mode	61	
	Band Edge - R	
	2400-2483.5_802.11be EHT40_CH04_Full RU _2427MHz	
ANT	CDD 7+12	
Pol.	Horizontal	Fundamental
Peak	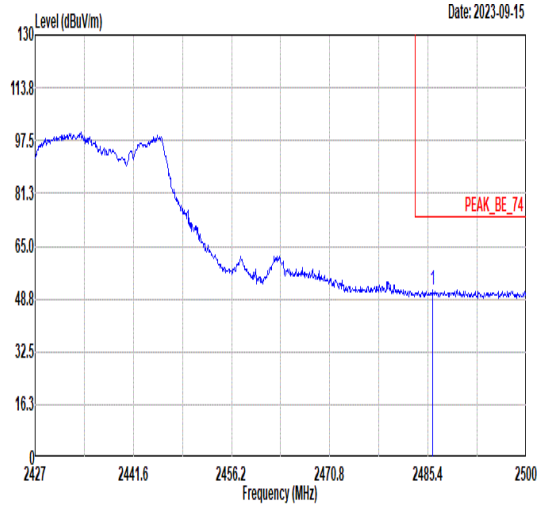 Freq Level Limit Line Margin Read Level Ant Factor Cable Loss Preamp Factor APos TPos Remark MHz dBuV/m dBuV/m dB dBuV dB/m dB dB cm deg 1 2486.13 51.71 74.00 -22.29 47.94 32.46 4.92 33.61 137 133 PEAK	Blank
Avg	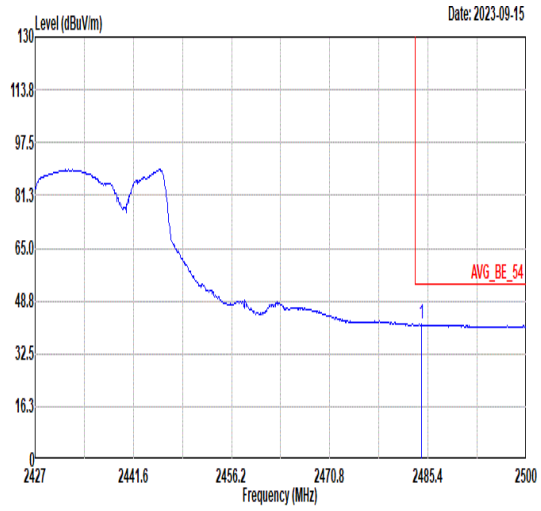 Freq Level Limit Line Margin Read Level Ant Factor Cable Loss Preamp Factor APos TPos Remark MHz dBuV/m dBuV/m dB dBuV dB/m dB dB cm deg 1 2484.45 41.49 54.00 -12.51 37.72 32.46 4.92 33.61 137 133 AVERAGE	Blank

Mode	61	
	Band Edge - L	
	2400-2483.5_802.11be EHT40_CH04_Full RU _2427MHz	
ANT	CDD 7+12	
Pol.	Vertical	Fundamental
Peak	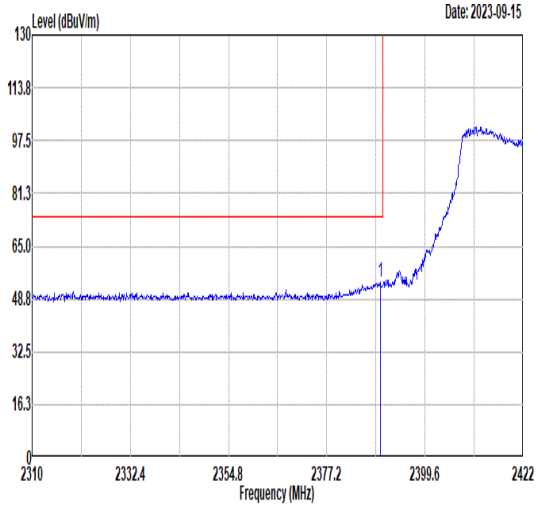 Freq Level Limit Line Margin Read Level Ant Factor Cable Loss Preamp Factor APos TPos Remark MHz dBuV/m dBuV/m dB dBuV dB/m dB dB cm deg 1 2389.41 53.73 74.00 -20.27 50.39 32.21 4.80 33.67 100 221 PEAK	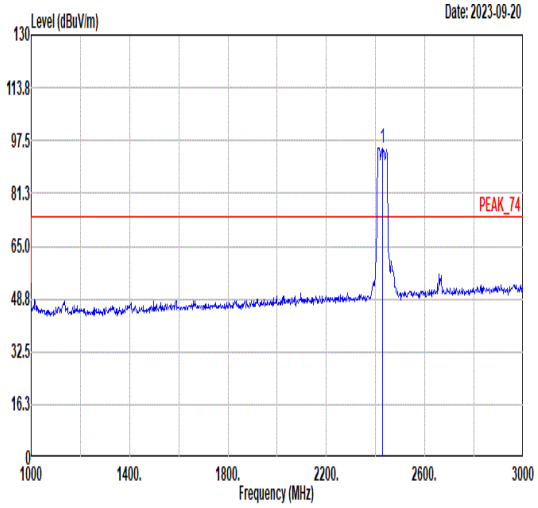 Freq Level Limit Line Margin Read Level Ant Factor Cable Loss Preamp Factor APos TPos Remark MHz dBuV/m dBuV/m dB dBuV dB/m dB dB cm deg 1 2427.00 95.39 ------ ------ 91.95 32.27 4.82 33.65 100 221 PEAK
Avg	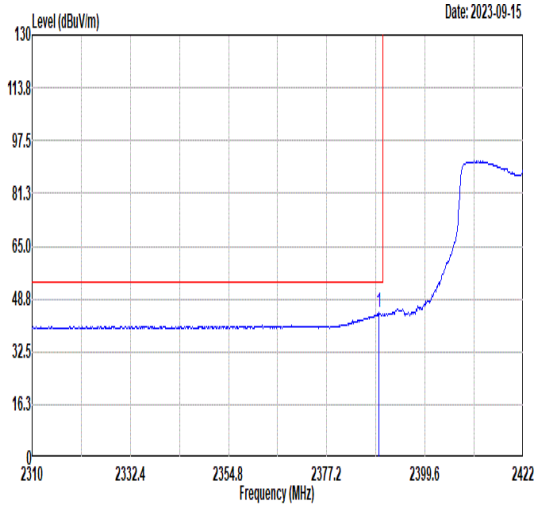 Freq Level Limit Line Margin Read Level Ant Factor Cable Loss Preamp Factor APos TPos Remark MHz dBuV/m dBuV/m dB dBuV dB/m dB dB cm deg 1 2389.07 44.52 54.00 -9.48 41.19 32.21 4.79 33.67 100 221 AVERAGE	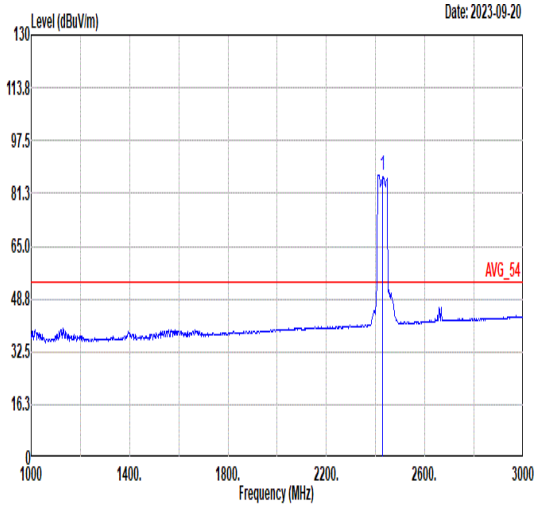 Freq Level Limit Line Margin Read Level Ant Factor Cable Loss Preamp Factor APos TPos Remark MHz dBuV/m dBuV/m dB dBuV dB/m dB dB cm deg 1 2427.00 86.97 ------ ------ 83.53 32.27 4.82 33.65 100 221 AVERAGE

Mode	61	
	Band Edge - R	
	2400-2483.5_802.11be EHT40_CH04_Full RU _2427MHz	
ANT	CDD 7+12	
Pol.	Vertical	Fundamental
Peak	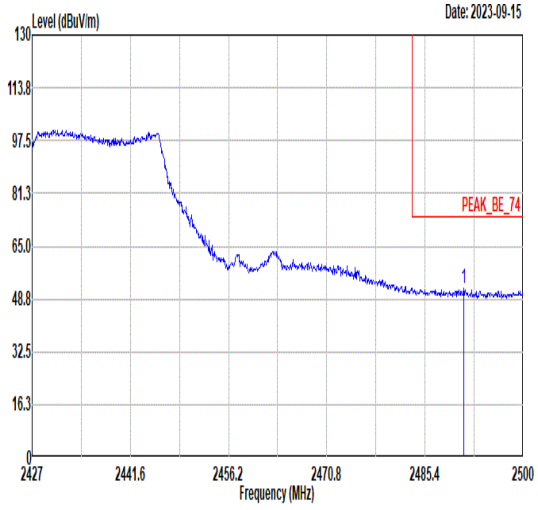 Freq Level Limit Line Margin Read Level Ant Factor Cable Loss Preamp Factor APos TPos Remark MHz dBuV/m dBuV/m dB dBuV dB/m dB dB cm deg 1 2491.17 52.06 74.00 -21.94 48.26 32.48 4.93 33.61 100 221 PEAK	Blank
Avg	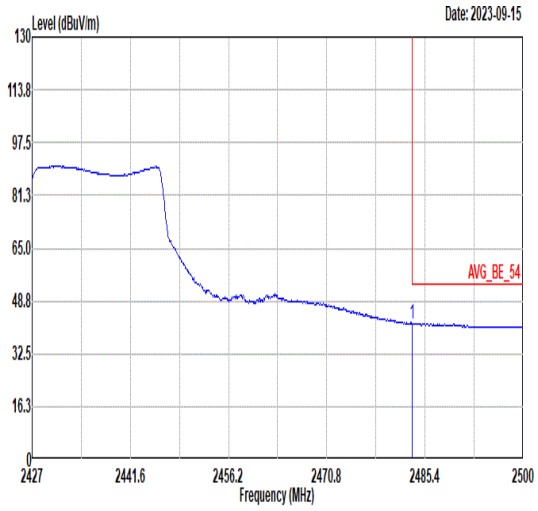 Freq Level Limit Line Margin Read Level Ant Factor Cable Loss Preamp Factor APos TPos Remark MHz dBuV/m dBuV/m dB dBuV dB/m dB dB cm deg 1 2483.50 41.82 54.00 -12.18 38.05 32.46 4.92 33.61 100 221 AVERAGE	Blank

Mode	62	
	Band Edge - L	
	2400-2483.5_802.11be EHT40_CH08_Full RU _2447MHz	
ANT	CDD 7+12	
Pol.	Horizontal	Fundamental
Peak	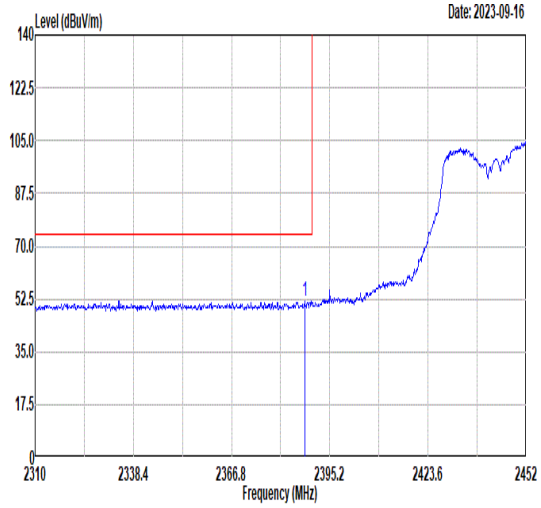 Freq Level Limit Line Margin Read Level Ant Factor Cable Loss Preamp Factor APos TPos Remark MHz dBuV/m dBuV/m dB dBuV dB/m dB dB cm deg 1 2387.96 51.91 74.00 -22.09 48.43 32.36 4.79 33.67 138 314 PEAK	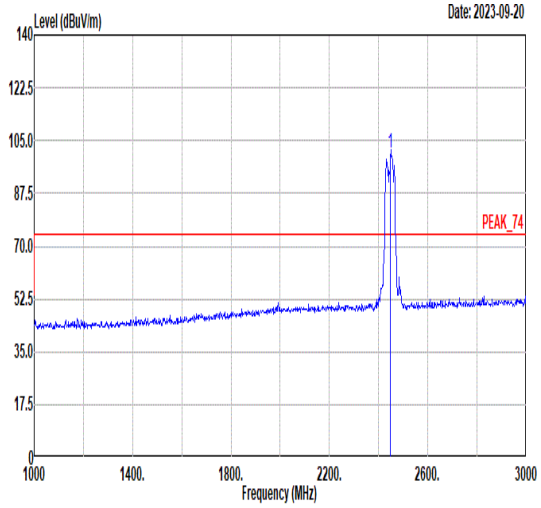 Freq Level Limit Line Margin Read Level Ant Factor Cable Loss Preamp Factor APos TPos Remark MHz dBuV/m dBuV/m dB dBuV dB/m dB dB cm deg 1 2447.00 100.95 ------ ------ 97.33 32.38 4.87 33.63 138 314 PEAK
Avg	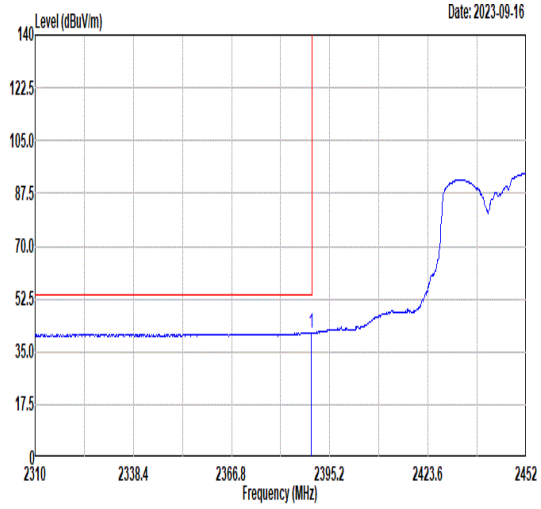 Freq Level Limit Line Margin Read Level Ant Factor Cable Loss Preamp Factor APos TPos Remark MHz dBuV/m dBuV/m dB dBuV dB/m dB dB cm deg 1 2389.95 41.35 54.00 -12.65 37.86 32.36 4.80 33.67 138 314 AVERAGE	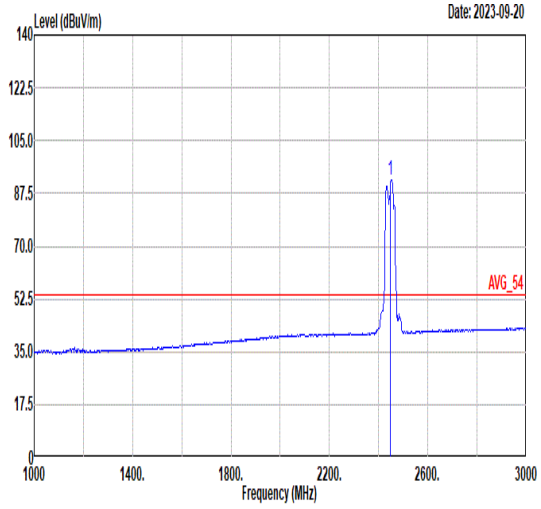 Freq Level Limit Line Margin Read Level Ant Factor Cable Loss Preamp Factor APos TPos Remark MHz dBuV/m dBuV/m dB dBuV dB/m dB dB cm deg 1 2447.00 91.94 ------ ------ 88.31 32.38 4.88 33.63 138 314 AVERAGE

Mode	62	
	Band Edge - R	
	2400-2483.5_802.11be EHT40_CH08_Full RU _2447MHz	
ANT	CDD 7+12	
Pol.	Horizontal	Fundamental
Peak	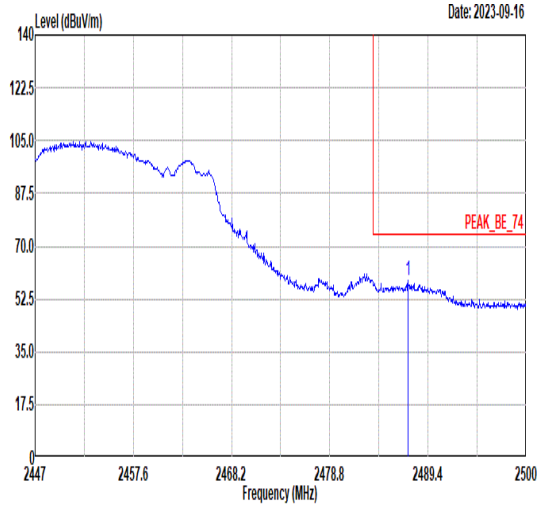 Freq Level Limit Line Margin Read Level Ant Factor Cable Loss Preamp Factor APos TPos Remark MHz dBuV/m dBuV/m dB dBuV dB/m dB dB cm deg 1 2487.23 58.42 74.00 -15.58 54.70 32.40 4.93 33.61 138 314 PEAK	Blank
Avg	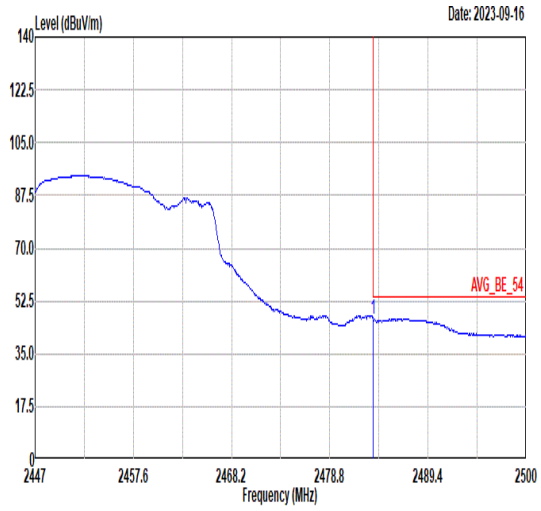 Freq Level Limit Line Margin Read Level Ant Factor Cable Loss Preamp Factor APos TPos Remark MHz dBuV/m dBuV/m dB dBuV dB/m dB dB cm deg 1 2483.52 46.69 54.00 -7.31 42.99 32.39 4.92 33.61 138 314 AVERAGE	Blank

Mode	62	
	Band Edge - L	
	2400-2483.5_802.11be EHT40_CH08_Full RU _2447MHz	
ANT	CDD 7+12	
Pol.	Vertical	Fundamental
Peak	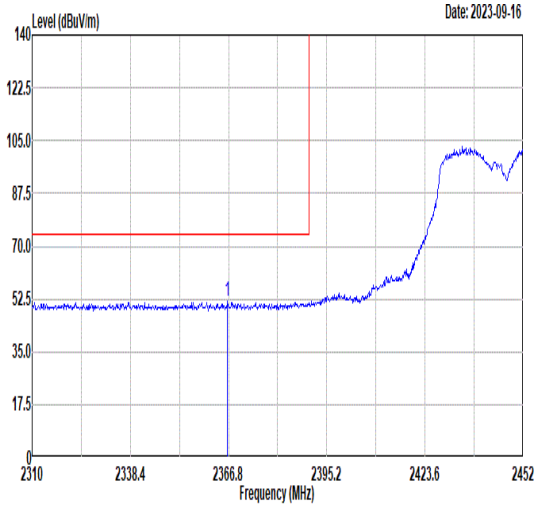 Freq Level Limit Line Margin Read Level Ant Factor Cable Loss Preamp Factor APos TPos Remark MHz dBuV/m dBuV/m dB dBuV dB/m dB dB cm deg 1 2366.52 51.53 74.00 -22.47 48.09 32.35 4.77 33.68 272 115 PEAK	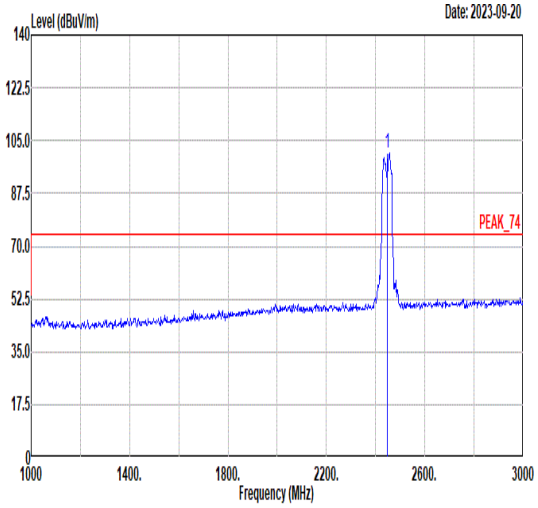 Freq Level Limit Line Margin Read Level Ant Factor Cable Loss Preamp Factor APos TPos Remark MHz dBuV/m dBuV/m dB dBuV dB/m dB dB cm deg 1 2447.00 100.77 ------ ------ 97.14 32.38 4.88 33.63 272 115 PEAK
Avg	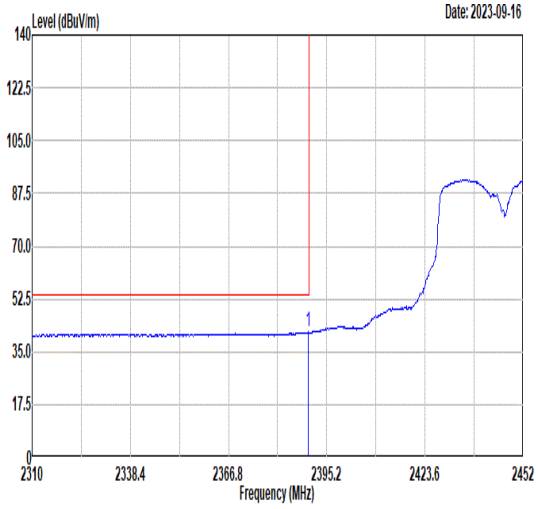 Freq Level Limit Line Margin Read Level Ant Factor Cable Loss Preamp Factor APos TPos Remark MHz dBuV/m dBuV/m dB dBuV dB/m dB dB cm deg 1 2389.80 41.87 54.00 -12.13 38.38 32.36 4.80 33.67 272 115 AVERAGE	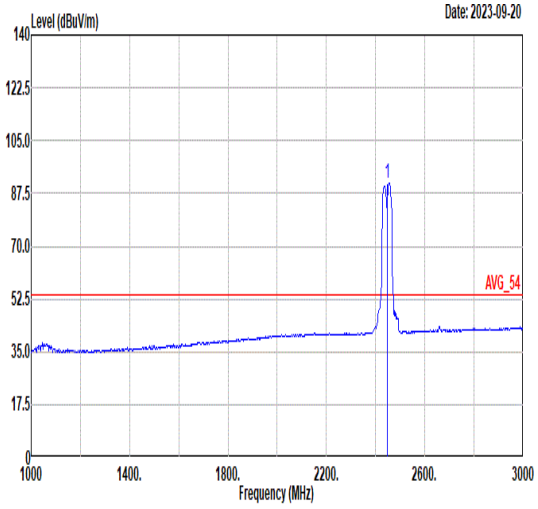 Freq Level Limit Line Margin Read Level Ant Factor Cable Loss Preamp Factor APos TPos Remark MHz dBuV/m dBuV/m dB dBuV dB/m dB dB cm deg 1 2447.00 91.09 ------ ------ 87.46 32.38 4.88 33.63 272 115 AVERAGE

Mode	62	
	Band Edge - R	
	2400-2483.5_802.11be EHT40_CH08_Full RU _2447MHz	
ANT	CDD 7+12	
Pol.	Vertical	Fundamental
Peak	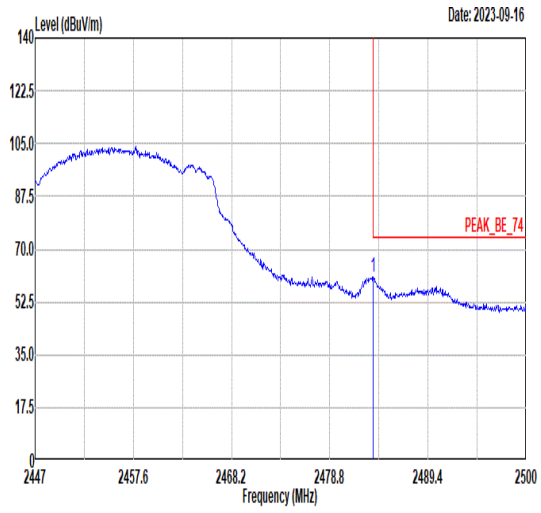 Freq Level Limit Line Margin Read Level Ant Factor Cable Loss Preamp Factor APos TPos Remark MHz dBuV/m dBuV/m dB dBuV dB/m dB dB cm deg 1 2483.52 60.78 74.00 -13.22 57.08 32.39 4.92 33.61 272 115 PEAK	Blank
Avg	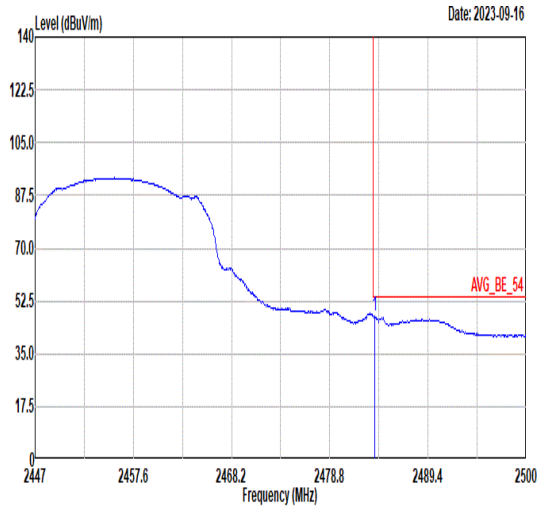 Freq Level Limit Line Margin Read Level Ant Factor Cable Loss Preamp Factor APos TPos Remark MHz dBuV/m dBuV/m dB dBuV dB/m dB dB cm deg 1 2483.62 47.51 54.00 -6.49 43.81 32.39 4.92 33.61 272 115 AVERAGE	Blank

Mode	63	
	Band Edge	
	2400-2483.5_802.11n HT20_CH03_2422MHz	
ANT	CDD 7+12	
Pol.	Horizontal	Fundamental
Peak	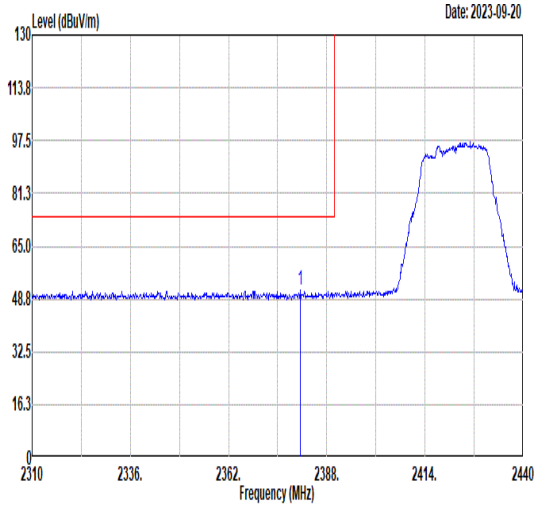 Freq Level Limit Line Margin Read Level Ant Factor Cable Loss Preamp Factor APos TPos Remark MHz dBuV/m dBuV/m dB dBuV dB/m dB dB cm deg 1 2380.98 51.47 74.00 -22.53 48.00 32.35 4.79 33.67 134 56 PEAK	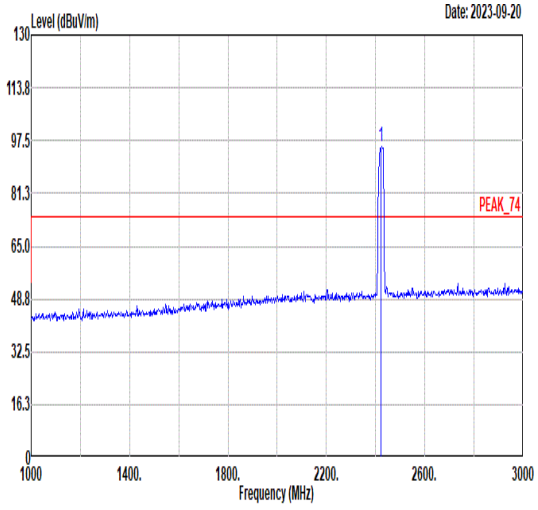 Freq Level Limit Line Margin Read Level Ant Factor Cable Loss Preamp Factor APos TPos Remark MHz dBuV/m dBuV/m dB dBuV dB/m dB dB cm deg 1 2422.00 95.67 ------ ------ 92.11 32.37 4.84 33.65 134 56 PEAK
Avg	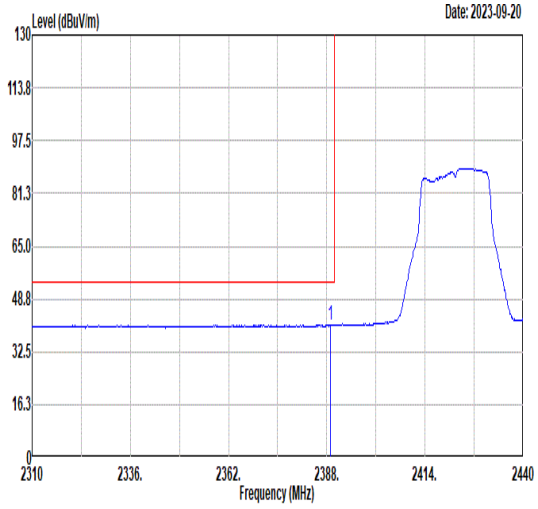 Freq Level Limit Line Margin Read Level Ant Factor Cable Loss Preamp Factor APos TPos Remark MHz dBuV/m dBuV/m dB dBuV dB/m dB dB cm deg 1 2389.04 40.87 54.00 -13.13 37.39 32.36 4.79 33.67 134 56 AVERAGE	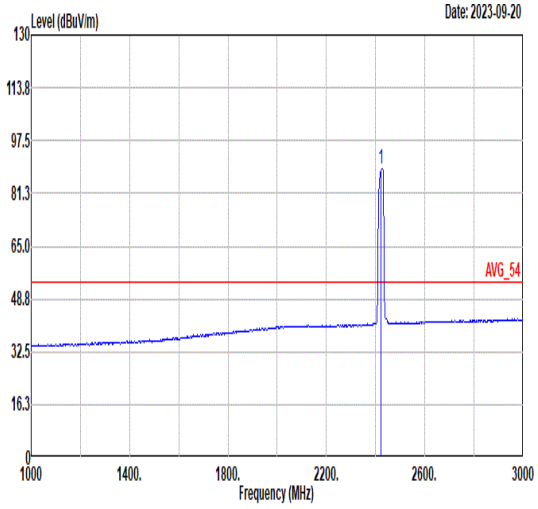 Freq Level Limit Line Margin Read Level Ant Factor Cable Loss Preamp Factor APos TPos Remark MHz dBuV/m dBuV/m dB dBuV dB/m dB dB cm deg 1 2422.00 88.79 ------ ------ 85.23 32.37 4.84 33.65 134 56 AVERAGE

Mode	63	
	Band Edge	
	2400-2483.5_802.11n HT20_CH03_2422MHz	
ANT	CDD 7+12	
Pol.	Vertical	Fundamental
Peak	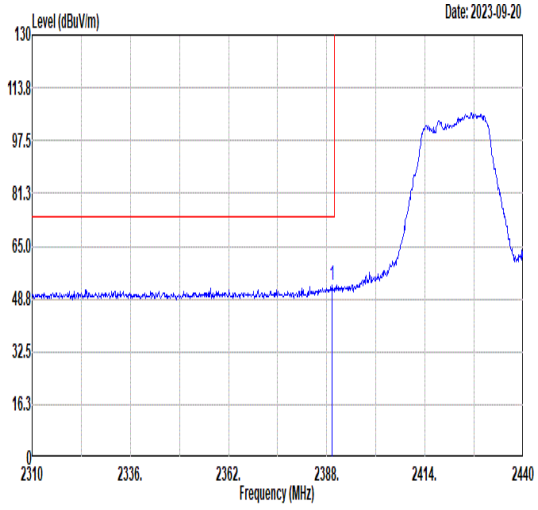 Freq Level Limit Line Margin Read Level Ant Factor Cable Loss Preamp Factor APos TPos Remark MHz dBuV/m dBuV/m dB dBuV dB/m dB dB cm deg 1 2389.43 52.82 74.00 -21.18 49.33 32.36 4.80 33.67 100 209 PEAK	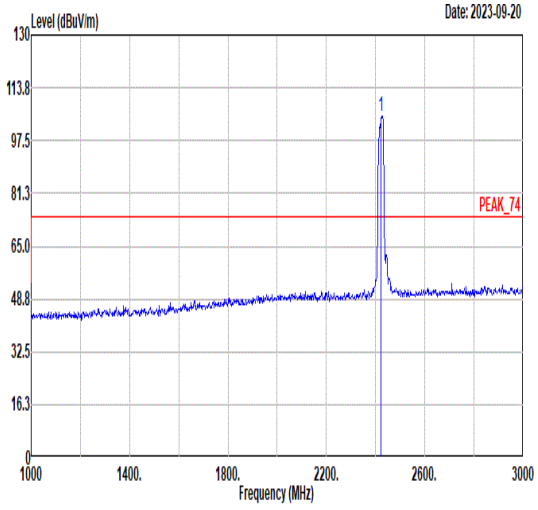 Freq Level Limit Line Margin Read Level Ant Factor Cable Loss Preamp Factor APos TPos Remark MHz dBuV/m dBuV/m dB dBuV dB/m dB dB cm deg 1 2422.00 104.97 ------ ------ 101.40 32.37 4.84 33.64 100 209 PEAK
Avg	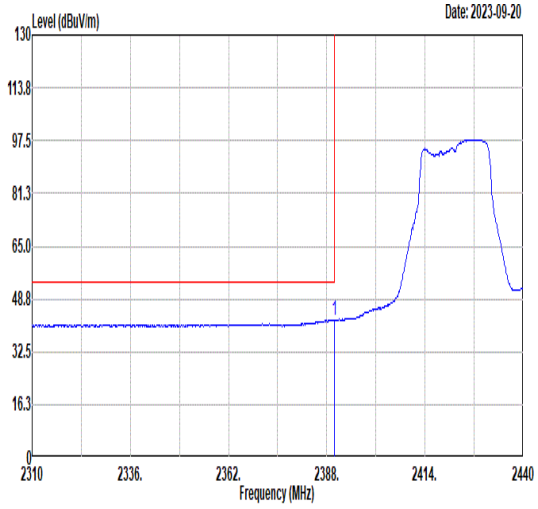 Freq Level Limit Line Margin Read Level Ant Factor Cable Loss Preamp Factor APos TPos Remark MHz dBuV/m dBuV/m dB dBuV dB/m dB dB cm deg 1 2389.95 42.32 54.00 -11.68 38.83 32.36 4.80 33.67 100 209 AVERAGE	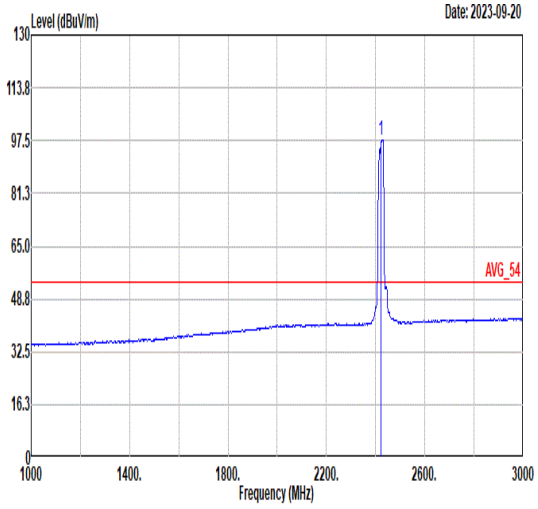 Freq Level Limit Line Margin Read Level Ant Factor Cable Loss Preamp Factor APos TPos Remark MHz dBuV/m dBuV/m dB dBuV dB/m dB dB cm deg 1 2422.00 97.72 ------ ------ 94.15 32.37 4.84 33.64 100 209 AVERAGE

Mode	64	
	Band Edge	
	2400-2483.5_802.11n HT20_CH09_2452MHz	
ANT	CDD 7+12	
Pol.	Horizontal	Fundamental
Peak	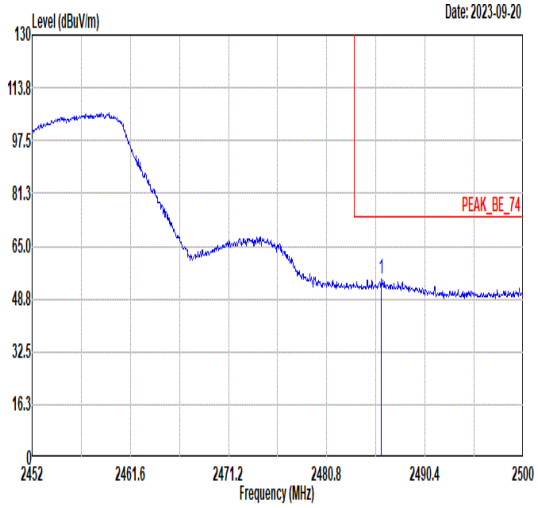 Freq Level Limit Line Margin Read Level Ant Factor Cable Loss Preamp Factor APos TPos Remark MHz dBuV/m dBuV/m dB dBuV dB/m dB dB cm deg 1 2486.13 54.82 74.00 -19.18 51.11 32.40 4.92 33.61 100 307 PEAK	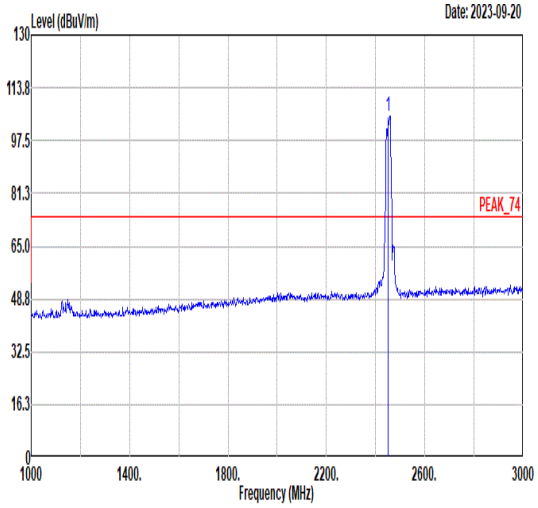 Freq Level Limit Line Margin Read Level Ant Factor Cable Loss Preamp Factor APos TPos Remark MHz dBuV/m dBuV/m dB dBuV dB/m dB dB cm deg 1 2452.00 104.87 ------ ------ 101.24 32.38 4.88 33.63 100 307 PEAK
Avg	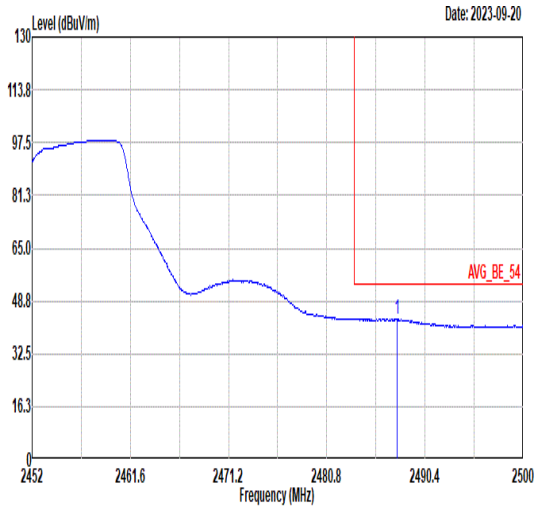 Freq Level Limit Line Margin Read Level Ant Factor Cable Loss Preamp Factor APos TPos Remark MHz dBuV/m dBuV/m dB dBuV dB/m dB dB cm deg 1 2487.66 43.22 54.00 -10.78 39.50 32.40 4.93 33.61 100 307 AVERAGE	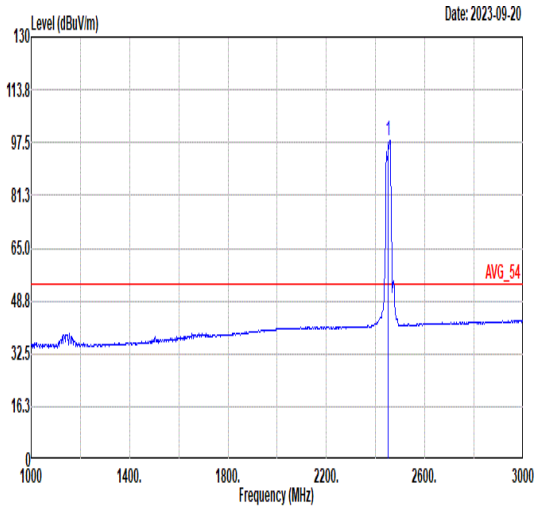 Freq Level Limit Line Margin Read Level Ant Factor Cable Loss Preamp Factor APos TPos Remark MHz dBuV/m dBuV/m dB dBuV dB/m dB dB cm deg 1 2452.00 98.12 ------ ------ 94.47 32.39 4.89 33.63 100 307 AVERAGE

Mode	64	
	Band Edge	
	2400-2483.5_802.11n HT20_CH09_2452MHz	
ANT	CDD 7+12	
Pol.	Vertical	Fundamental
Peak	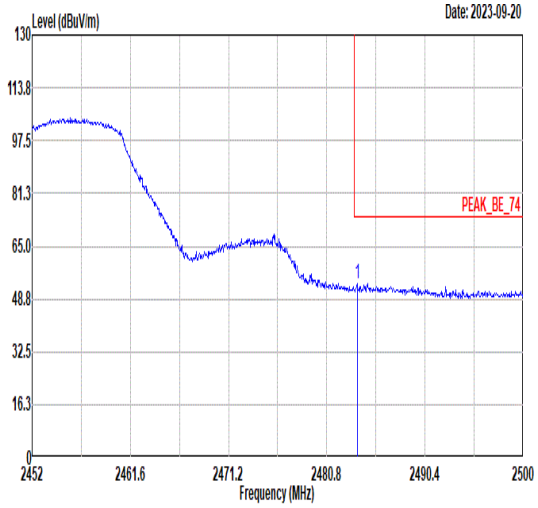 Freq Level Limit Line Margin Read Level Ant Factor Cable Loss Preamp Factor APos TPos Remark MHz dBuV/m dBuV/m dB dBuV dB/m dB dB cm deg 1 2483.78 53.70 74.00 -20.30 49.99 32.40 4.92 33.61 200 29 PEAK	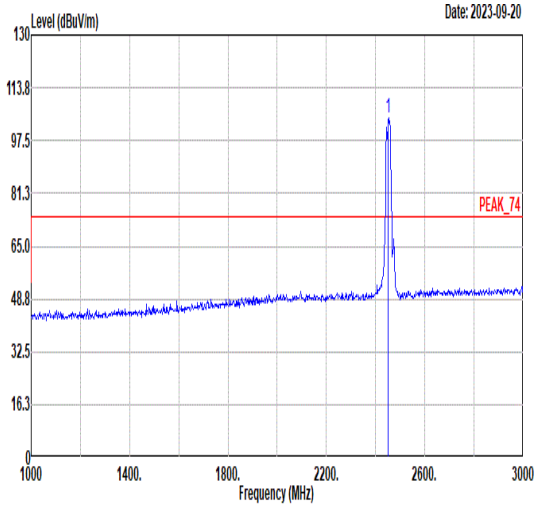 Freq Level Limit Line Margin Read Level Ant Factor Cable Loss Preamp Factor APos TPos Remark MHz dBuV/m dBuV/m dB dBuV dB/m dB dB cm deg 1 2452.00 104.30 ------ ------ 100.67 32.38 4.88 33.63 200 29 PEAK
Avg	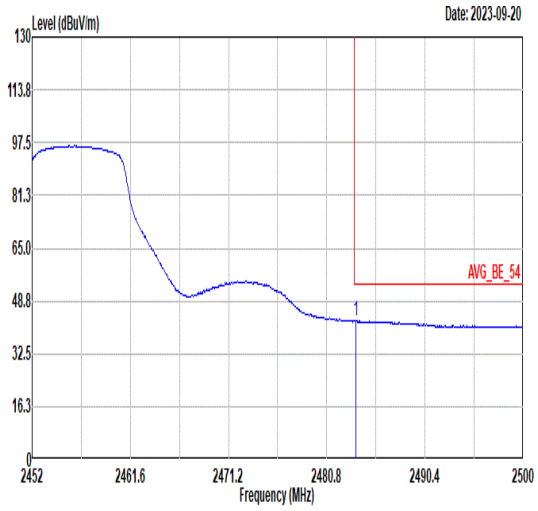 Freq Level Limit Line Margin Read Level Ant Factor Cable Loss Preamp Factor APos TPos Remark MHz dBuV/m dBuV/m dB dBuV dB/m dB dB cm deg 1 2483.63 42.74 54.00 -11.26 39.04 32.39 4.92 33.61 200 29 AVERAGE	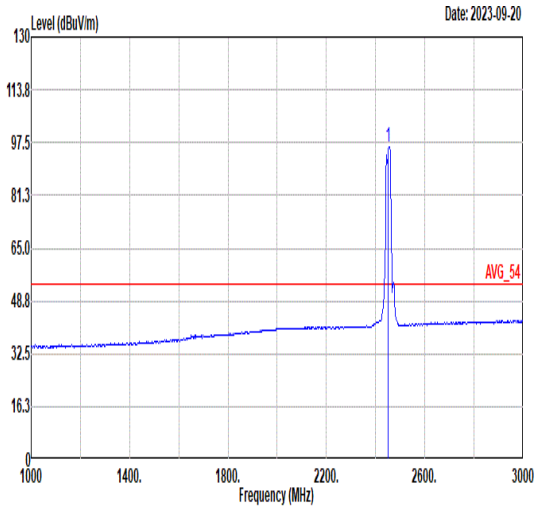 Freq Level Limit Line Margin Read Level Ant Factor Cable Loss Preamp Factor APos TPos Remark MHz dBuV/m dBuV/m dB dBuV dB/m dB dB cm deg 1 2452.00 96.38 ------ ------ 92.75 32.38 4.88 33.63 200 29 AVERAGE

Mode	65	
	Band Edge - L	
	2400-2483.5_802.11n HT40_CH05_2432MHz	
ANT	CDD 7+12	
Pol.	Horizontal	Fundamental
Peak	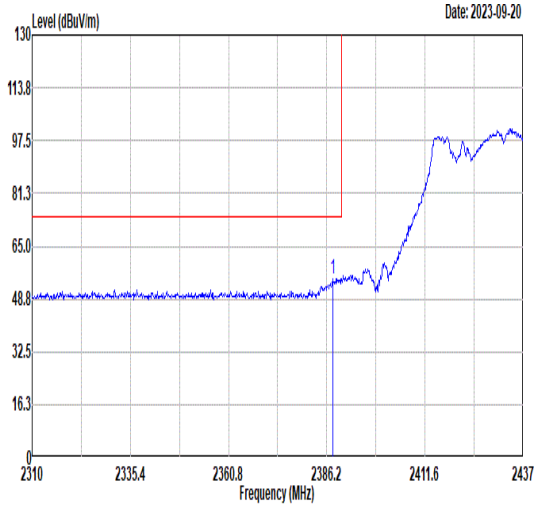 Freq Level Limit Line Margin Read Level Ant Factor Cable Loss Preamp Factor APos TPos Remark MHz dBuV/m dBuV/m dB dBuV dB/m dB dB cm deg 1 2387.72 55.05 74.00 -18.95 51.57 32.36 4.79 33.67 319 360 PEAK	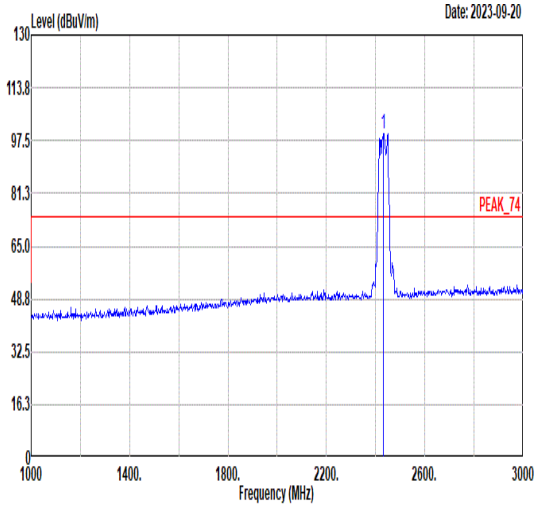 Freq Level Limit Line Margin Read Level Ant Factor Cable Loss Preamp Factor APos TPos Remark MHz dBuV/m dBuV/m dB dBuV dB/m dB dB cm deg 1 2432.00 99.78 ------ ------ 96.20 32.37 4.85 33.64 319 360 PEAK
Avg	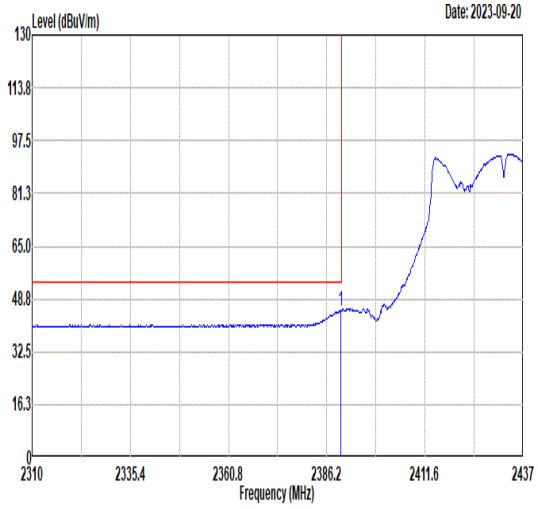 Freq Level Limit Line Margin Read Level Ant Factor Cable Loss Preamp Factor APos TPos Remark MHz dBuV/m dBuV/m dB dBuV dB/m dB dB cm deg 1 2389.88 45.26 54.00 -8.74 41.77 32.36 4.80 33.67 319 360 AVERAGE	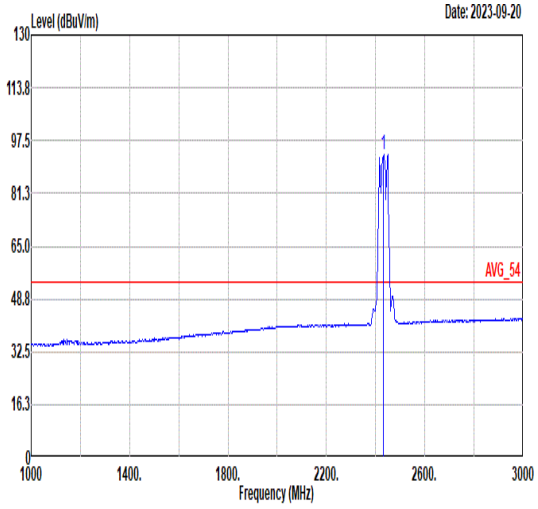 Freq Level Limit Line Margin Read Level Ant Factor Cable Loss Preamp Factor APos TPos Remark MHz dBuV/m dBuV/m dB dBuV dB/m dB dB cm deg 1 2432.00 93.16 ------ ------ 89.58 32.37 4.85 33.64 319 360 AVERAGE

Mode	65	
	Band Edge - R	
	2400-2483.5_802.11n HT40_CH05_2432MHz	
ANT	CDD 7+12	
Pol.	Horizontal	Fundamental
Peak	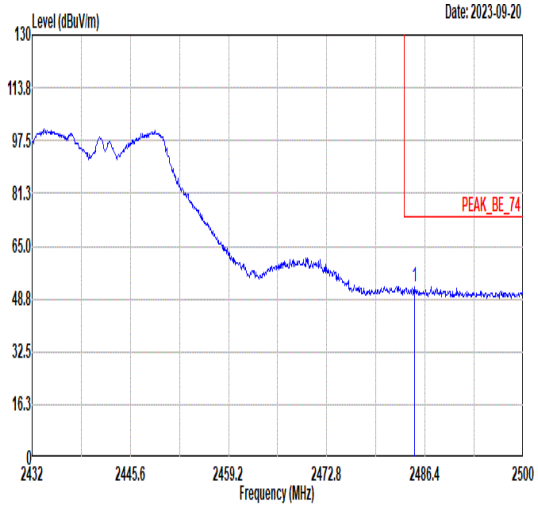 Freq Level Limit Line Margin Read Level Ant Factor Cable Loss Preamp Factor APos TPos Remark MHz dBuV/m dBuV/m dB dBuV dB/m dB dB cm deg 1 2484.90 52.47 74.00 -21.53 48.76 32.40 4.92 33.61 319 360 PEAK	Blank
Avg	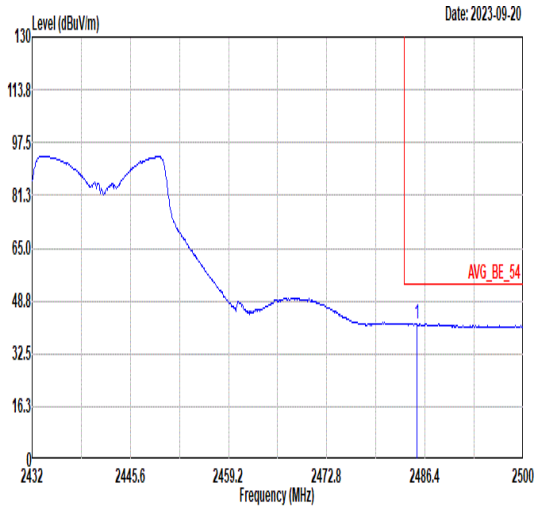 Freq Level Limit Line Margin Read Level Ant Factor Cable Loss Preamp Factor APos TPos Remark MHz dBuV/m dBuV/m dB dBuV dB/m dB dB cm deg 1 2485.31 41.85 54.00 -12.15 38.14 32.40 4.92 33.61 319 360 AVERAGE	Blank

Mode	65	
	Band Edge - L	
	2400-2483.5_802.11n HT40_CH05_2432MHz	
ANT	CDD 7+12	
Pol.	Vertical	Fundamental
Peak	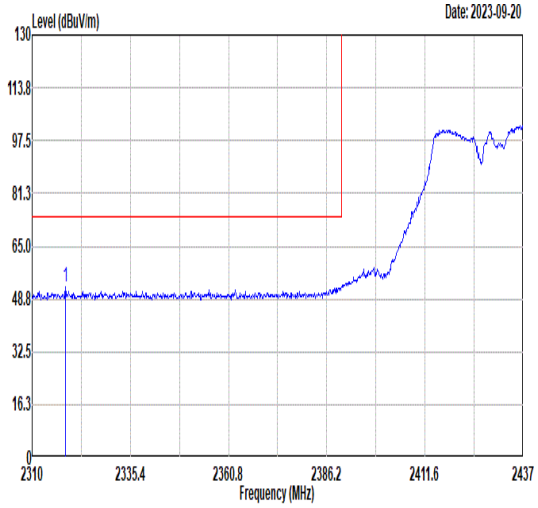 Freq Level Limit Line Margin Read Level Ant Factor Cable Loss Preamp Factor APos TPos Remark MHz dBuV/m dBuV/m dB dBuV dB/m dB dB cm deg 1 2318.64 52.41 74.00 -21.59 49.07 32.33 4.72 33.71 200 29 PEAK	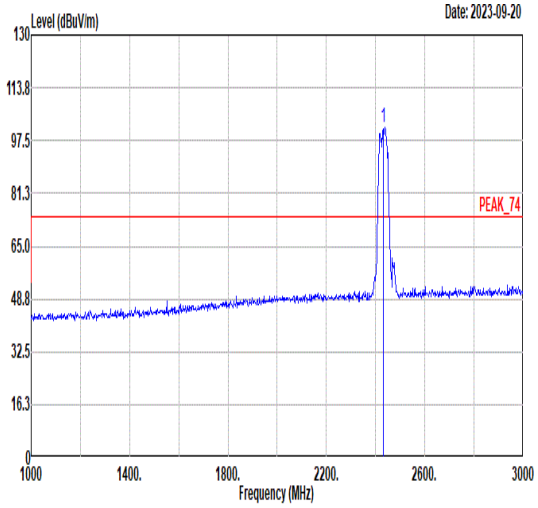 Freq Level Limit Line Margin Read Level Ant Factor Cable Loss Preamp Factor APos TPos Remark MHz dBuV/m dBuV/m dB dBuV dB/m dB dB cm deg 1 2432.00 101.45 ------ ------ 97.85 32.38 4.86 33.64 200 29 PEAK
Avg	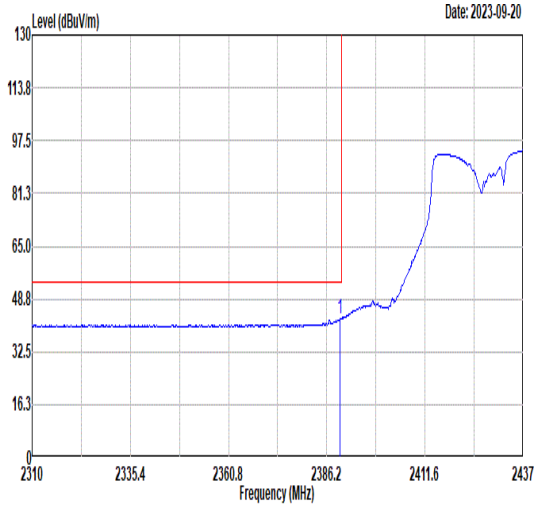 Freq Level Limit Line Margin Read Level Ant Factor Cable Loss Preamp Factor APos TPos Remark MHz dBuV/m dBuV/m dB dBuV dB/m dB dB cm deg 1 2389.63 42.60 54.00 -11.40 39.11 32.36 4.80 33.67 200 29 AVERAGE	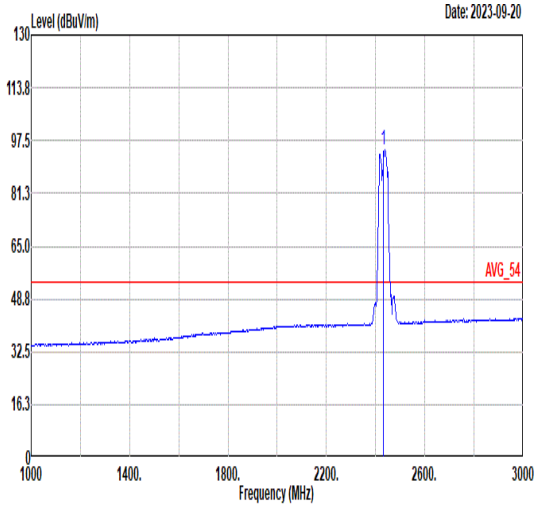 Freq Level Limit Line Margin Read Level Ant Factor Cable Loss Preamp Factor APos TPos Remark MHz dBuV/m dBuV/m dB dBuV dB/m dB dB cm deg 1 2432.00 94.46 ------ ------ 90.86 32.38 4.86 33.64 200 29 AVERAGE

Mode	65	
	Band Edge - R	
	2400-2483.5_802.11n HT40_CH05_2432MHz	
ANT	CDD 7+12	
Pol.	Vertical	Fundamental
Peak	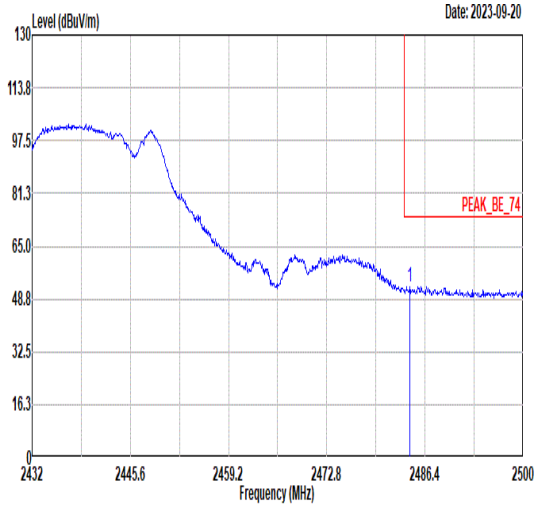 Freq Level Limit Line Margin Read Level Ant Factor Cable Loss Preamp Factor APos TPos Remark MHz dBuV/m dBuV/m dB dBuV dB/m dB dB cm deg 1 2484.29 52.73 74.00 -21.27 49.02 32.40 4.92 33.61 200 29 PEAK	Blank
Avg	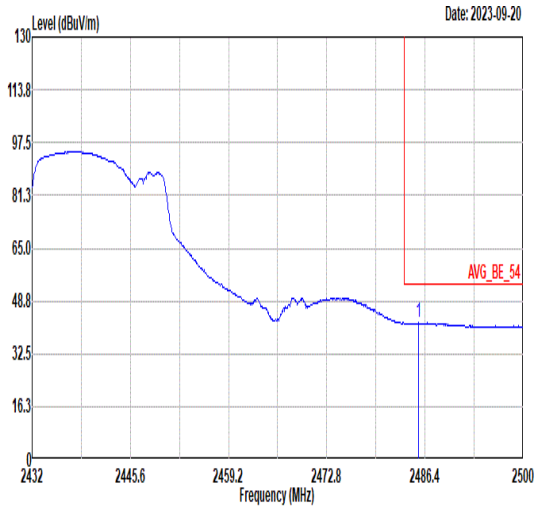 Freq Level Limit Line Margin Read Level Ant Factor Cable Loss Preamp Factor APos TPos Remark MHz dBuV/m dBuV/m dB dBuV dB/m dB dB cm deg 1 2485.52 42.02 54.00 -11.98 38.31 32.40 4.92 33.61 200 29 AVERAGE	Blank

Mode	66	
	Band Edge - L	
	2400-2483.5_802.11n HT40_CH07_2442MHz	
ANT	CDD 7+12	
Pol.	Horizontal	Fundamental
Peak	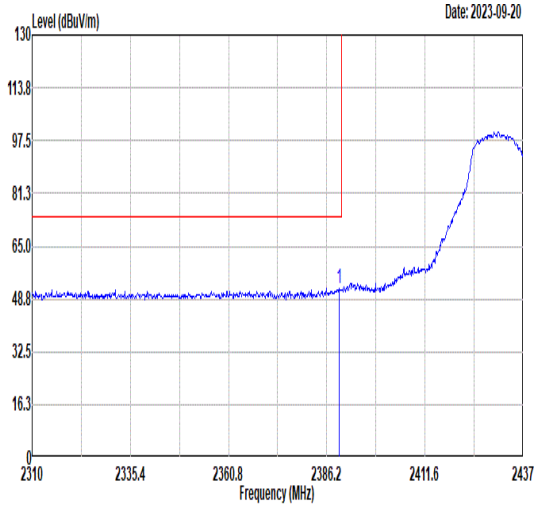 Freq Level Limit Line Margin Read Level Ant Factor Cable Loss Preamp Factor APos TPos Remark MHz dBuV/m dBuV/m dB dBuV dB/m dB dB cm deg 1 2389.38 52.01 74.00 -21.99 48.52 32.36 4.80 33.67 233 311 PEAK	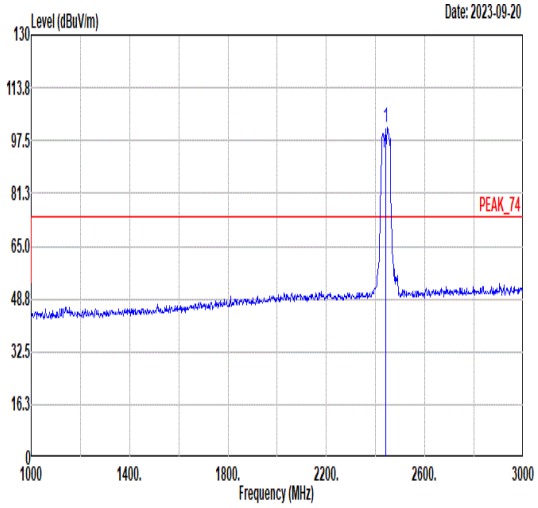 Freq Level Limit Line Margin Read Level Ant Factor Cable Loss Preamp Factor APos TPos Remark MHz dBuV/m dBuV/m dB dBuV dB/m dB dB cm deg 1 2442.00 101.41 ------ ------ 97.79 32.38 4.87 33.63 233 311 PEAK
Avg	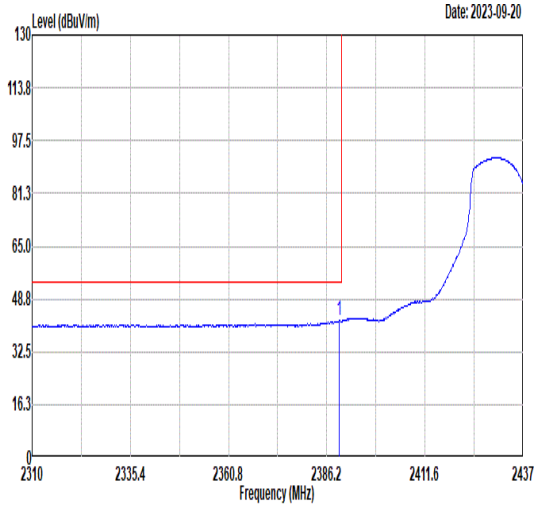 Freq Level Limit Line Margin Read Level Ant Factor Cable Loss Preamp Factor APos TPos Remark MHz dBuV/m dBuV/m dB dBuV dB/m dB dB cm deg 1 2389.50 42.19 54.00 -11.81 38.70 32.36 4.80 33.67 233 311 AVERAGE	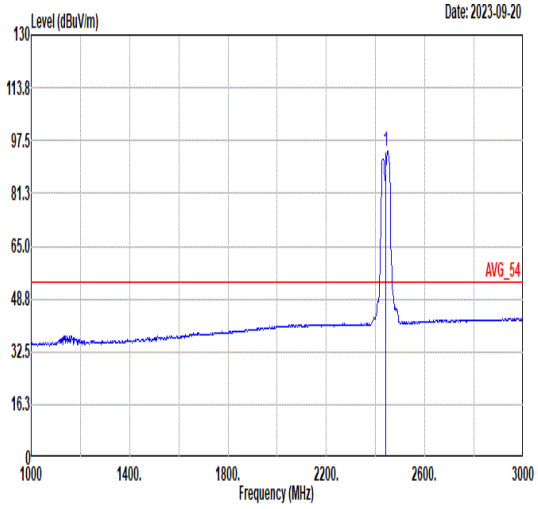 Freq Level Limit Line Margin Read Level Ant Factor Cable Loss Preamp Factor APos TPos Remark MHz dBuV/m dBuV/m dB dBuV dB/m dB dB cm deg 1 2442.00 94.37 ------ ------ 90.75 32.38 4.87 33.63 233 311 AVERAGE

Mode	66	
	Band Edge - R	
	2400-2483.5_802.11n HT40_CH07_2442MHz	
ANT	CDD 7+12	
Pol.	Horizontal	Fundamental
Peak	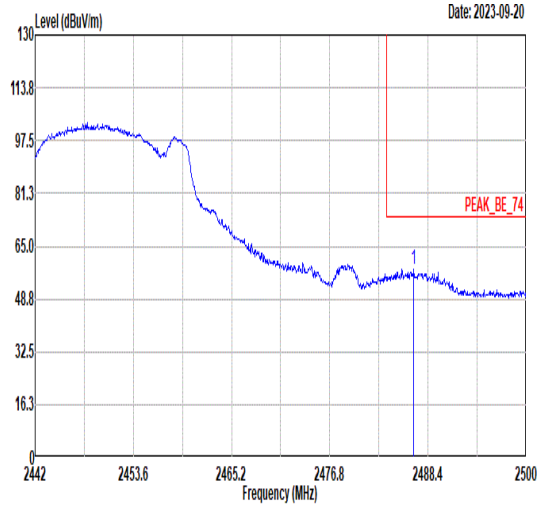 Freq Level Limit Line Margin Read Level Ant Factor Cable Loss Preamp Factor APos TPos Remark MHz dBuV/m dBuV/m dB dBuV dB/m dB dB cm deg 1 2486.72 58.06 74.00 -15.94 54.35 32.40 4.92 33.61 233 311 PEAK	Blank
Avg	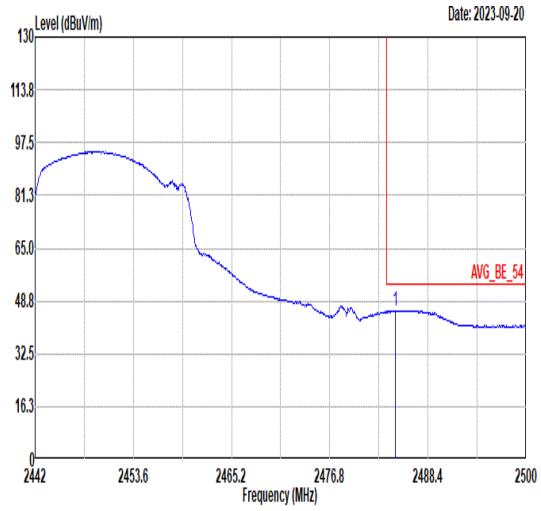 Freq Level Limit Line Margin Read Level Ant Factor Cable Loss Preamp Factor APos TPos Remark MHz dBuV/m dBuV/m dB dBuV dB/m dB dB cm deg 1 2484.57 45.74 54.00 -8.26 42.03 32.40 4.92 33.61 233 311 AVERAGE	Blank

Mode	66	
	Band Edge - L	
	2400-2483.5_802.11n HT40_CH07_2442MHz	
ANT	CDD 7+12	
Pol.	Vertical	Fundamental
Peak	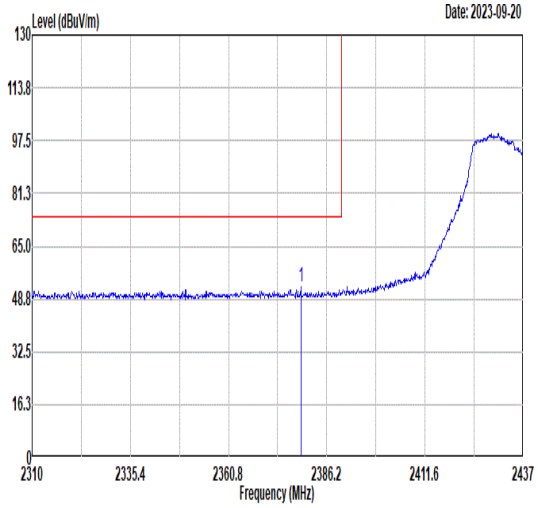 Freq Level Limit Line Margin Read Level Ant Factor Cable Loss Preamp Factor APos TPos Remark MHz dBuV/m dBuV/m dB dBuV dB/m dB dB cm deg 1 2379.47 52.27 74.00 -21.73 48.81 32.35 4.78 33.67 238 273 PEAK	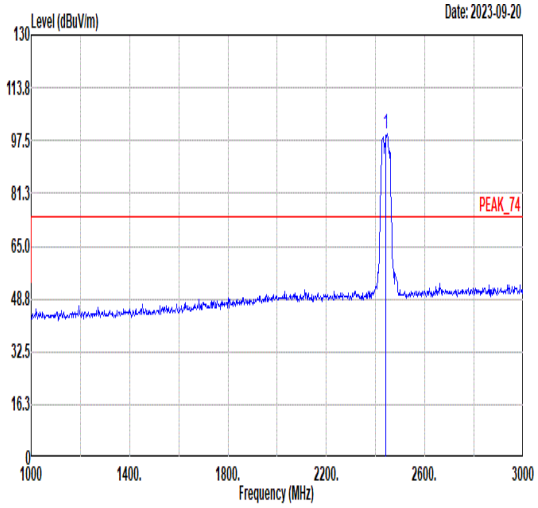 Freq Level Limit Line Margin Read Level Ant Factor Cable Loss Preamp Factor APos TPos Remark MHz dBuV/m dBuV/m dB dBuV dB/m dB dB cm deg 1 2442.00 99.60 ------ ------ 95.98 32.38 4.87 33.63 238 273 PEAK
Avg	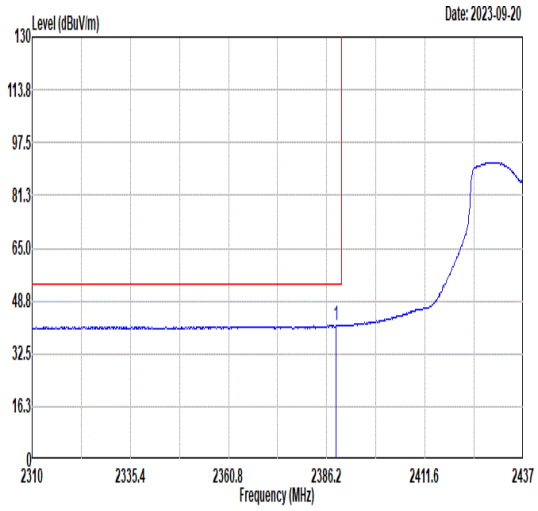 Freq Level Limit Line Margin Read Level Ant Factor Cable Loss Preamp Factor APos TPos Remark MHz dBuV/m dBuV/m dB dBuV dB/m dB dB cm deg 1 2388.61 41.24 54.00 -12.76 37.76 32.36 4.79 33.67 238 273 AVERAGE	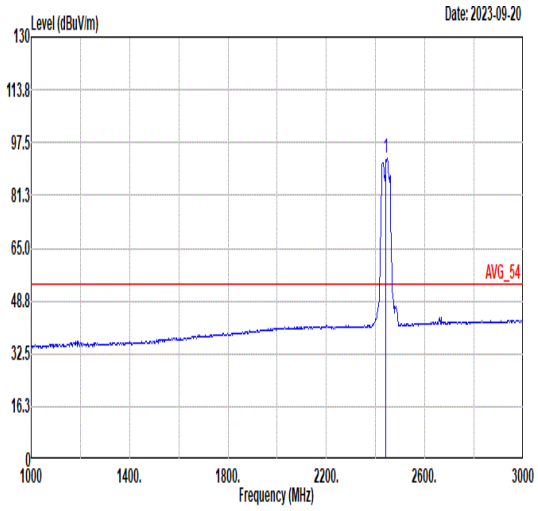 Freq Level Limit Line Margin Read Level Ant Factor Cable Loss Preamp Factor APos TPos Remark MHz dBuV/m dBuV/m dB dBuV dB/m dB dB cm deg 1 2442.00 92.56 ------ ------ 88.94 32.38 4.87 33.63 238 273 AVERAGE

Mode	66	
	Band Edge - R	
	2400-2483.5_802.11n HT40_CH07_2442MHz	
ANT	CDD 7+12	
Pol.	Vertical	Fundamental
Peak	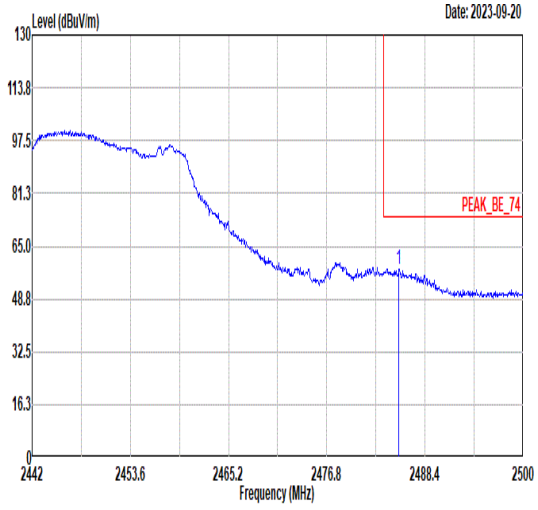 Freq Level Limit Line Margin Read Level Ant Factor Cable Loss Preamp Factor APos TPos Remark MHz dBuV/m dBuV/m dB dBuV dB/m dB dB cm deg 1 2485.33 57.77 74.00 -16.23 54.06 32.40 4.92 33.61 238 273 PEAK	Blank
Avg	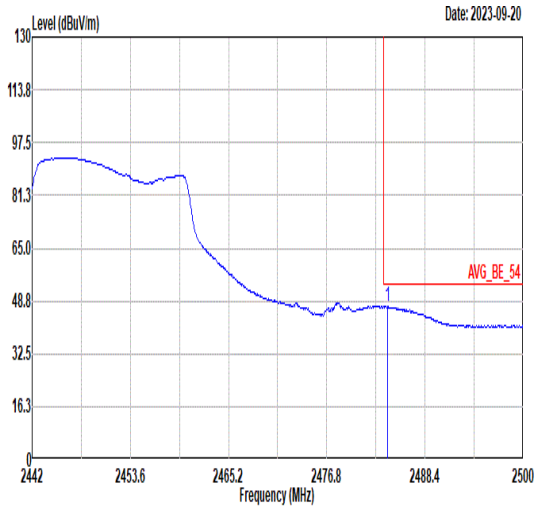 Freq Level Limit Line Margin Read Level Ant Factor Cable Loss Preamp Factor APos TPos Remark MHz dBuV/m dBuV/m dB dBuV dB/m dB dB cm deg 1 2483.99 47.15 54.00 -6.85 43.44 32.40 4.92 33.61 238 273 AVERAGE	Blank

Mode	67	
	Band Edge	
	2400-2483.5_802.11be EHT20_CH03_2422MHz	
ANT	CDD 7+12	
Pol.	Horizontal	Fundamental
Peak	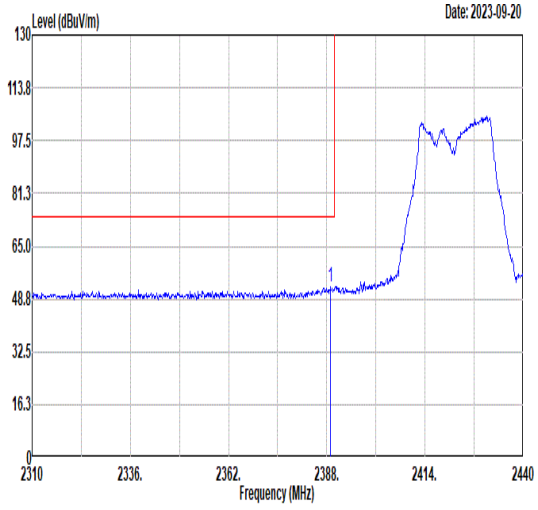 Freq Level Limit Line Margin Read Level Ant Factor Cable Loss Preamp Factor APos TPos Remark MHz dBuV/m dBuV/m dB dBuV dB/m dB dB cm deg 1 2389.04 52.31 74.00 -21.69 48.83 32.36 4.79 33.67 233 311 PEAK	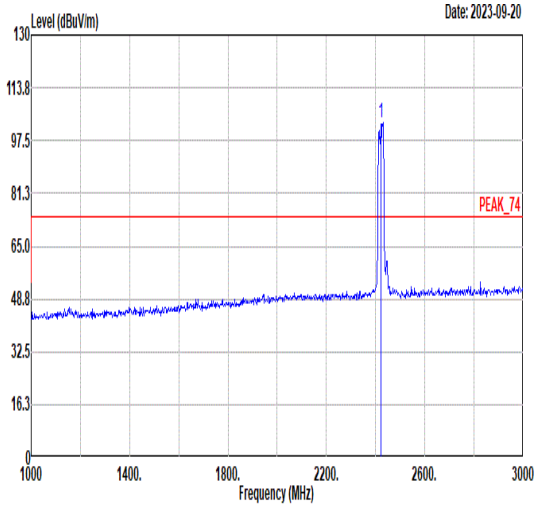 Freq Level Limit Line Margin Read Level Ant Factor Cable Loss Preamp Factor APos TPos Remark MHz dBuV/m dBuV/m dB dBuV dB/m dB dB cm deg 1 2422.00 102.79 ------ ------ 99.21 32.37 4.85 33.64 233 311 PEAK
Avg	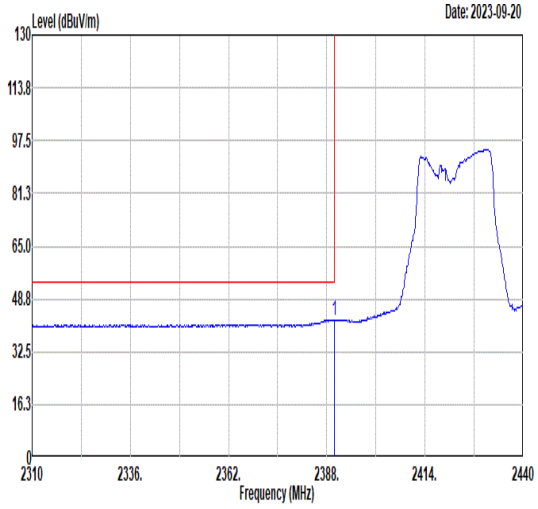 Freq Level Limit Line Margin Read Level Ant Factor Cable Loss Preamp Factor APos TPos Remark MHz dBuV/m dBuV/m dB dBuV dB/m dB dB cm deg 1 2389.95 42.34 54.00 -11.66 38.85 32.36 4.80 33.67 233 311 AVERAGE	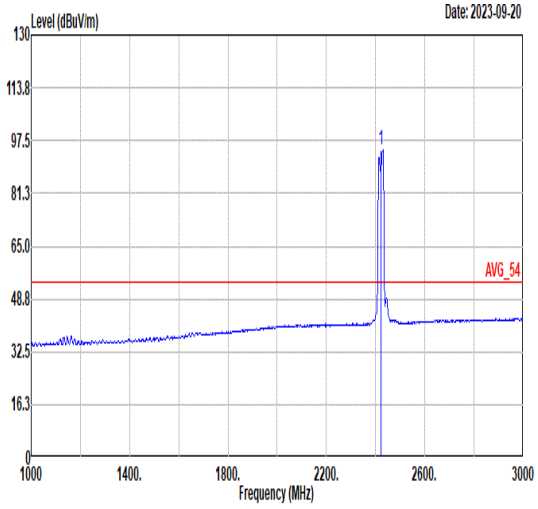 Freq Level Limit Line Margin Read Level Ant Factor Cable Loss Preamp Factor APos TPos Remark MHz dBuV/m dBuV/m dB dBuV dB/m dB dB cm deg 1 2422.00 94.53 ------ ------ 90.95 32.37 4.85 33.64 233 311 AVERAGE

Mode	67	
	Band Edge	
	2400-2483.5_802.11be EHT20_CH03_2422MHz	
ANT	CDD 7+12	
Pol.	Vertical	Fundamental
Peak	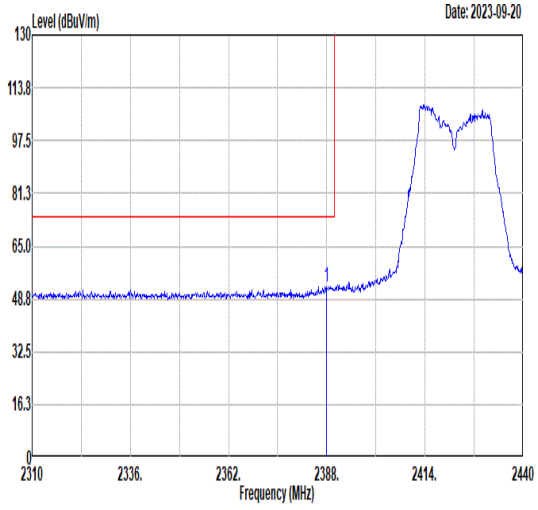 Freq Level Limit Line Margin Read Level Ant Factor Cable Loss Preamp Factor APos TPos Remark MHz dBuV/m dBuV/m dB dBuV dB/m dB dB cm deg 1 2387.87 52.57 74.00 -21.43 49.09 32.36 4.79 33.67 188 67 PEAK	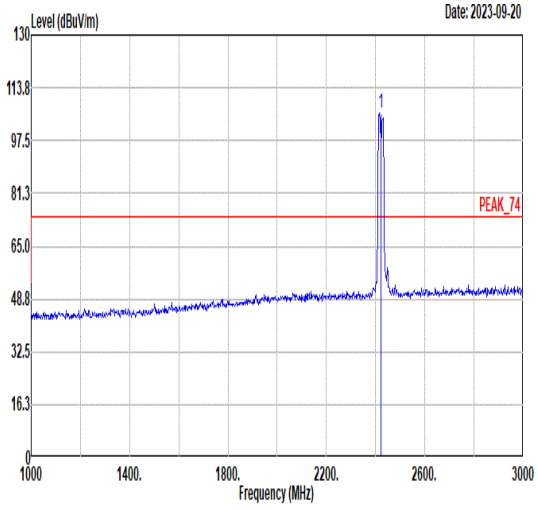 Freq Level Limit Line Margin Read Level Ant Factor Cable Loss Preamp Factor APos TPos Remark MHz dBuV/m dBuV/m dB dBuV dB/m dB dB cm deg 1 2422.00 105.85 ------ ------ 102.31 32.37 4.82 33.65 188 67 PEAK
Avg	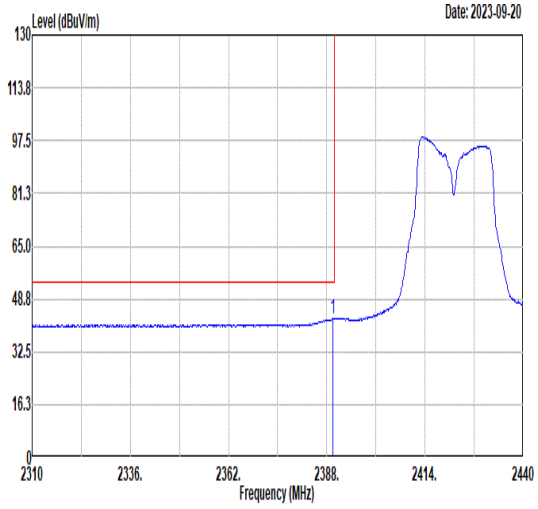 Freq Level Limit Line Margin Read Level Ant Factor Cable Loss Preamp Factor APos TPos Remark MHz dBuV/m dBuV/m dB dBuV dB/m dB dB cm deg 1 2389.56 42.68 54.00 -11.32 39.19 32.36 4.80 33.67 188 67 AVERAGE	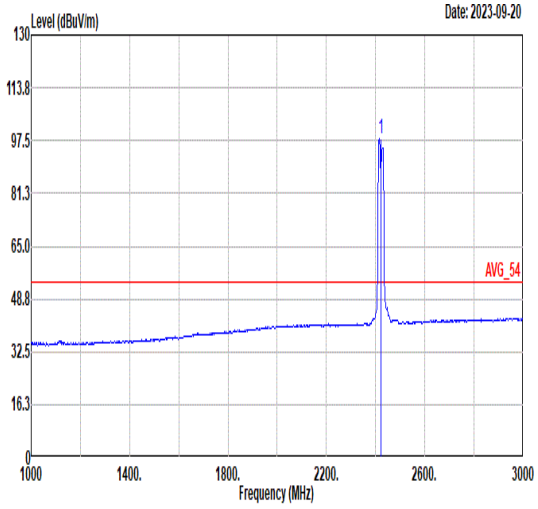 Freq Level Limit Line Margin Read Level Ant Factor Cable Loss Preamp Factor APos TPos Remark MHz dBuV/m dBuV/m dB dBuV dB/m dB dB cm deg 1 2422.00 98.32 ------ ------ 94.78 32.37 4.82 33.65 188 67 AVERAGE

Mode	68	
	Band Edge	
	2400-2483.5_802.11be EHT20_CH09_2452MHz	
ANT	CDD 7+12	
Pol.	Horizontal	Fundamental
Peak	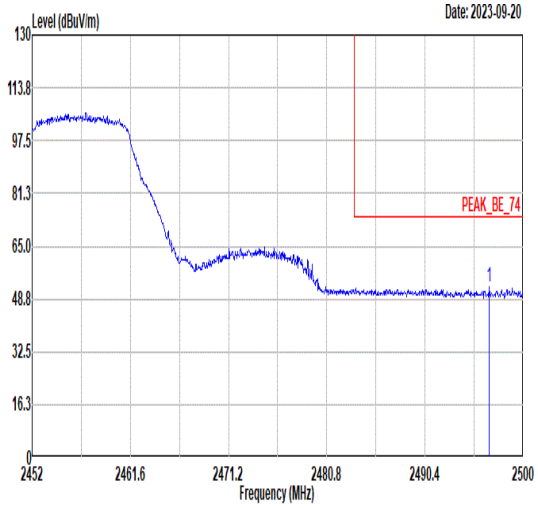 Freq Level Limit Line Margin Read Level Ant Factor Cable Loss Preamp Factor APos TPos Remark MHz dBuV/m dBuV/m dB dBuV dB/m dB dB cm deg 1 2496.69 52.29 74.00 -21.71 48.55 32.40 4.94 33.60 233 311 PEAK	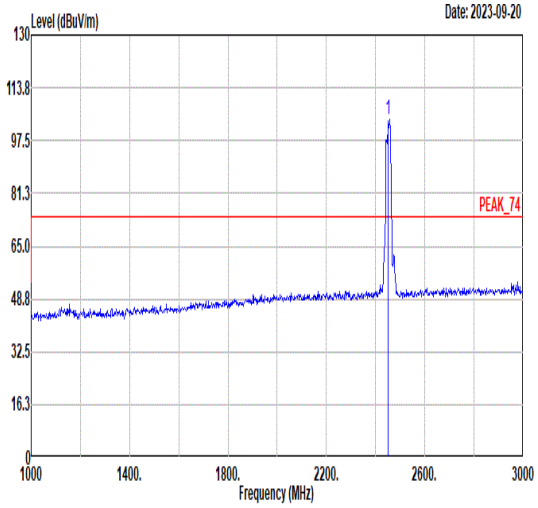 Freq Level Limit Line Margin Read Level Ant Factor Cable Loss Preamp Factor APos TPos Remark MHz dBuV/m dBuV/m dB dBuV dB/m dB dB cm deg 1 2452.00 104.23 ------ ------ 100.60 32.38 4.88 33.63 233 311 PEAK
Avg	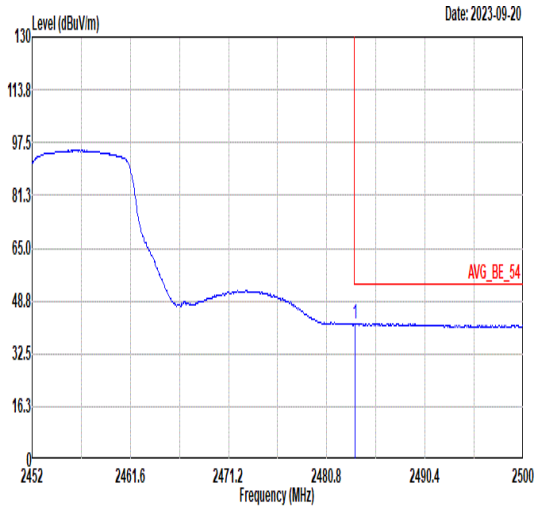 Freq Level Limit Line Margin Read Level Ant Factor Cable Loss Preamp Factor APos TPos Remark MHz dBuV/m dBuV/m dB dBuV dB/m dB dB cm deg 1 2483.58 41.77 54.00 -12.23 38.07 32.39 4.92 33.61 233 311 AVERAGE	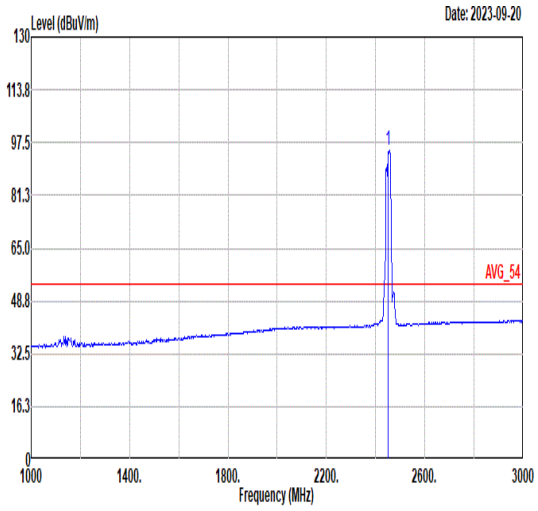 Freq Level Limit Line Margin Read Level Ant Factor Cable Loss Preamp Factor APos TPos Remark MHz dBuV/m dBuV/m dB dBuV dB/m dB dB cm deg 1 2452.00 94.97 ------ ------ 91.34 32.38 4.88 33.63 233 311 AVERAGE

Mode	68	
	Band Edge	
	2400-2483.5_802.11be EHT20_CH09_2452MHz	
ANT	CDD 7+12	
Pol.	Vertical	Fundamental
Peak	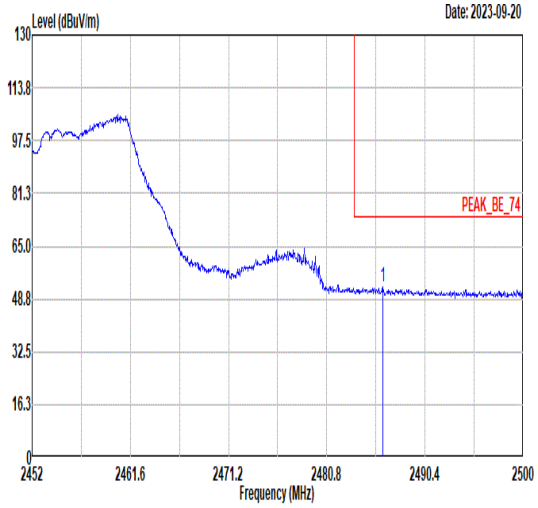 Freq Level Limit Line Margin Read Level Ant Factor Cable Loss Preamp Factor APos TPos Remark MHz dBuV/m dBuV/m dB dBuV dB/m dB dB cm deg 1 2486.27 52.29 74.00 -21.71 48.58 32.40 4.92 33.61 106 92 PEAK	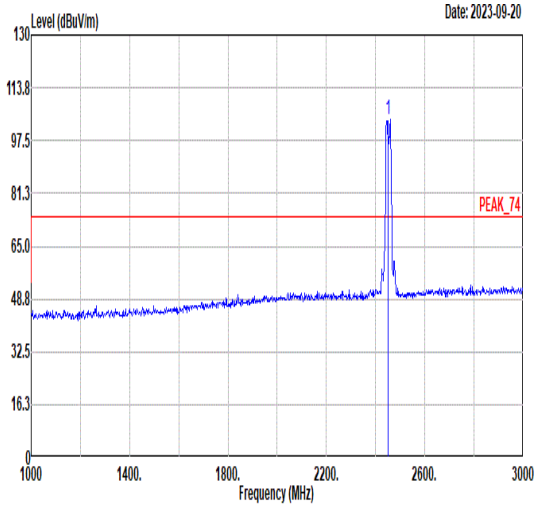 Freq Level Limit Line Margin Read Level Ant Factor Cable Loss Preamp Factor APos TPos Remark MHz dBuV/m dBuV/m dB dBuV dB/m dB dB cm deg 1 2452.00 104.15 ------ ------ 100.49 32.39 4.89 33.62 106 92 PEAK
Avg	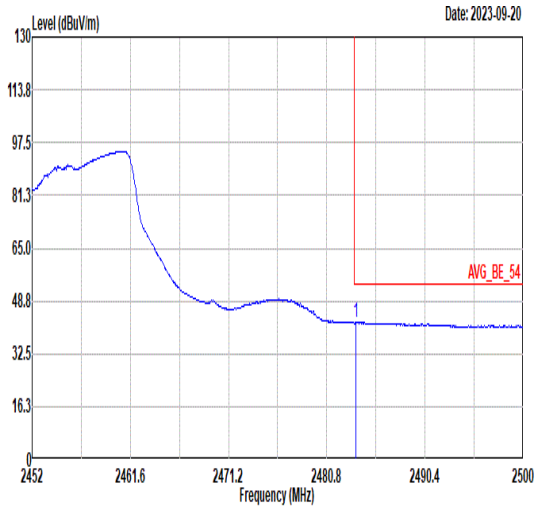 Freq Level Limit Line Margin Read Level Ant Factor Cable Loss Preamp Factor APos TPos Remark MHz dBuV/m dBuV/m dB dBuV dB/m dB dB cm deg 1 2483.63 42.10 54.00 -11.90 38.40 32.39 4.92 33.61 106 92 AVERAGE	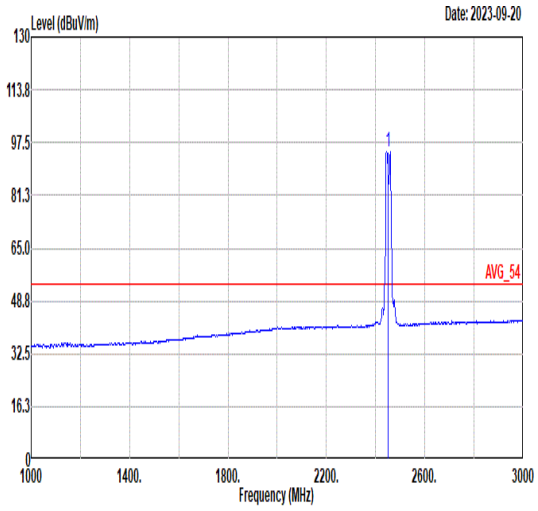 Freq Level Limit Line Margin Read Level Ant Factor Cable Loss Preamp Factor APos TPos Remark MHz dBuV/m dBuV/m dB dBuV dB/m dB dB cm deg 1 2452.00 94.66 ------ ------ 91.00 32.39 4.89 33.62 106 92 AVERAGE

Mode	69	
	Band Edge - L	
	2400-2483.5_802.11be EHT40_CH05_Full RU _2432MHz	
ANT	CDD 7+12	
Pol.	Horizontal	Fundamental
Peak	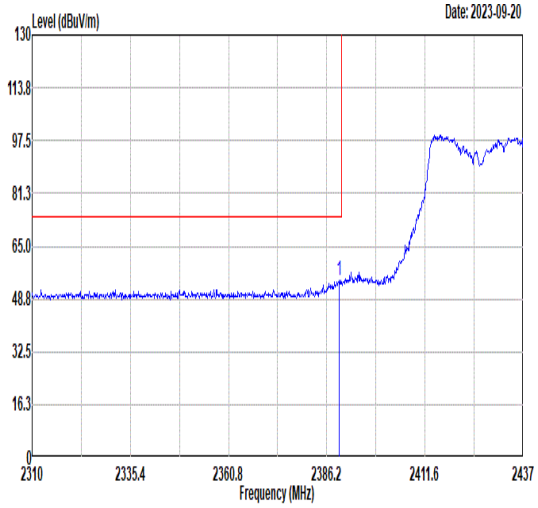 Freq Level Limit Line Margin Read Level Ant Factor Cable Loss Preamp Factor APos TPos Remark MHz dBuV/m dBuV/m dB dBuV dB/m dB dB cm deg 1 2389.50 54.69 74.00 -19.31 51.20 32.36 4.80 33.67 200 35 PEAK	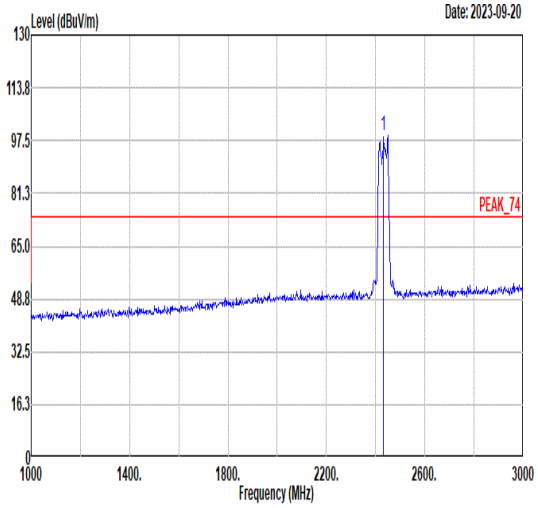 Freq Level Limit Line Margin Read Level Ant Factor Cable Loss Preamp Factor APos TPos Remark MHz dBuV/m dBuV/m dB dBuV dB/m dB dB cm deg 1 2432.00 99.20 ------ ------ 95.58 32.38 4.87 33.63 200 35 PEAK
Avg	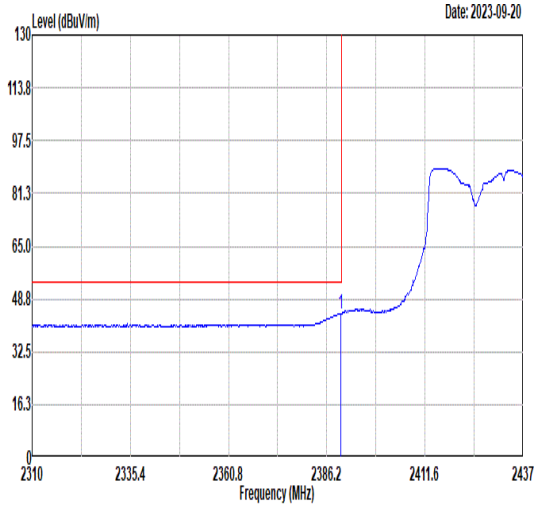 Freq Level Limit Line Margin Read Level Ant Factor Cable Loss Preamp Factor APos TPos Remark MHz dBuV/m dBuV/m dB dBuV dB/m dB dB cm deg 1 2389.76 44.37 54.00 -9.63 40.88 32.36 4.80 33.67 200 35 AVERAGE	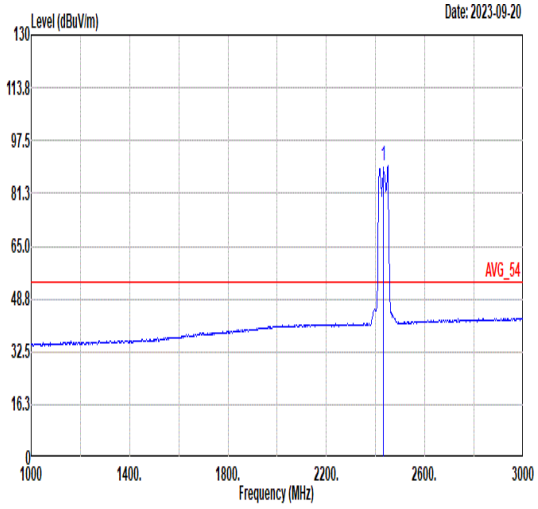 Freq Level Limit Line Margin Read Level Ant Factor Cable Loss Preamp Factor APos TPos Remark MHz dBuV/m dBuV/m dB dBuV dB/m dB dB cm deg 1 2432.00 89.90 ------ ------ 86.28 32.38 4.87 33.63 200 35 AVERAGE

Mode	69	
	Band Edge - R	
	2400-2483.5_802.11be EHT40_CH05_Full RU _2432MHz	
ANT	CDD 7+12	
Pol.	Horizontal	Fundamental
Peak	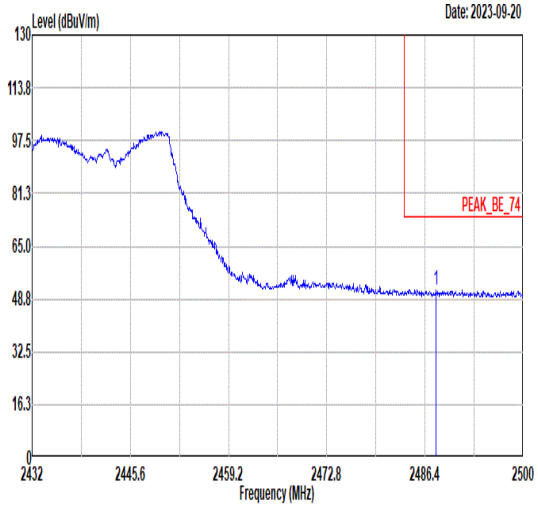 Freq Level Limit Line Margin Read Level Ant Factor Cable Loss Preamp Factor APos TPos Remark MHz dBuV/m dBuV/m dB dBuV dB/m dB dB cm deg 1 2487.96 51.73 74.00 -22.27 48.01 32.40 4.93 33.61 200 35 PEAK	Blank
Avg	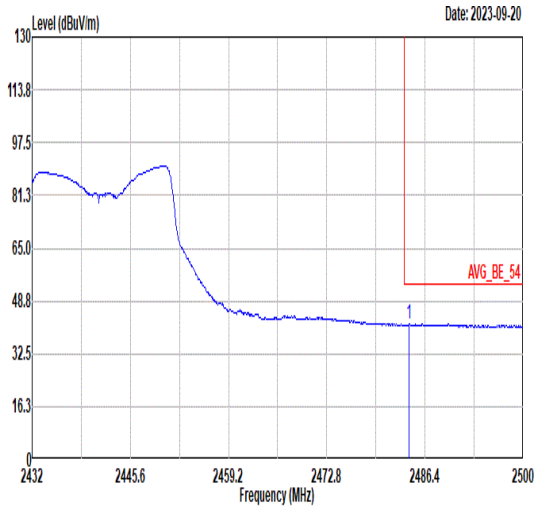 Freq Level Limit Line Margin Read Level Ant Factor Cable Loss Preamp Factor APos TPos Remark MHz dBuV/m dBuV/m dB dBuV dB/m dB dB cm deg 1 2484.22 41.54 54.00 -12.46 37.83 32.40 4.92 33.61 200 35 AVERAGE	Blank

Mode	69	
	Band Edge - L	
	2400-2483.5_802.11be EHT40_CH05_Full RU _2432MHz	
ANT	CDD 7+12	
Pol.	Vertical	Fundamental
Peak	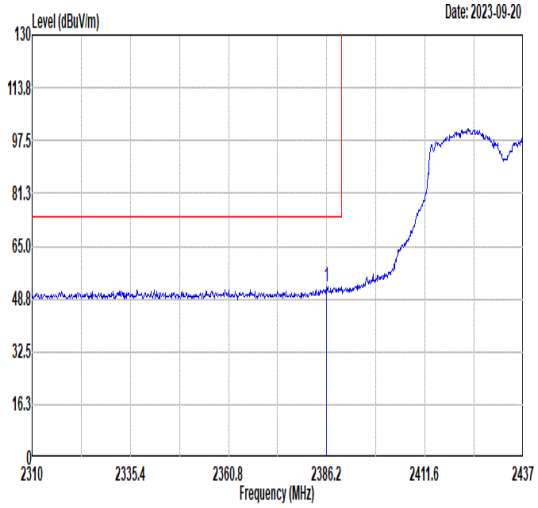 Freq Level Limit Line Margin Read Level Ant Factor Cable Loss Preamp Factor APos TPos Remark MHz dBuV/m dBuV/m dB dBuV dB/m dB dB cm deg 1 2386.20 52.54 74.00 -21.46 49.06 32.36 4.79 33.67 106 92 PEAK	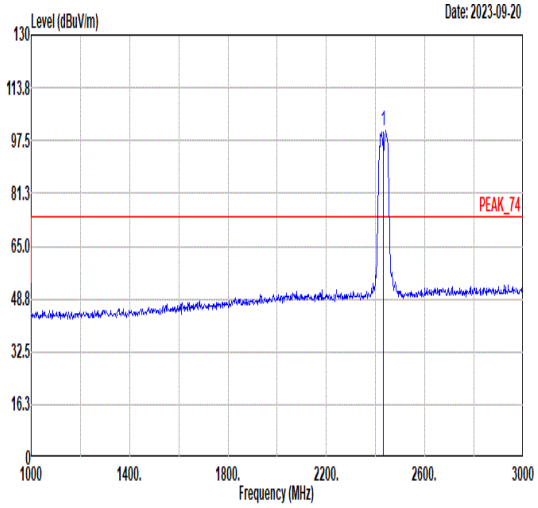 Freq Level Limit Line Margin Read Level Ant Factor Cable Loss Preamp Factor APos TPos Remark MHz dBuV/m dBuV/m dB dBuV dB/m dB dB cm deg 1 2432.00 100.54 ------ ------ 96.94 32.38 4.86 33.64 106 92 PEAK
Avg	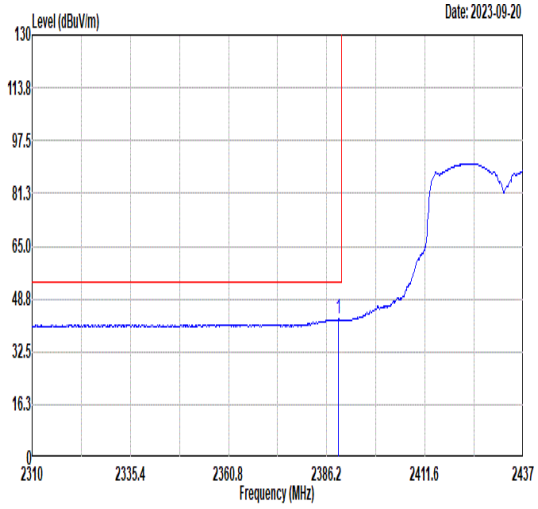 Freq Level Limit Line Margin Read Level Ant Factor Cable Loss Preamp Factor APos TPos Remark MHz dBuV/m dBuV/m dB dBuV dB/m dB dB cm deg 1 2389.25 42.51 54.00 -11.49 39.03 32.36 4.79 33.67 106 92 AVERAGE	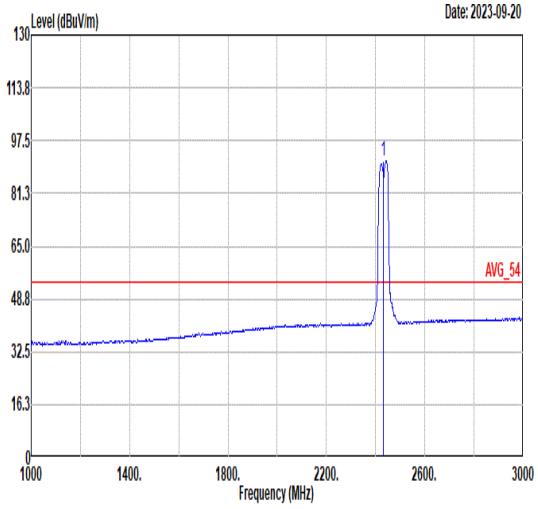 Freq Level Limit Line Margin Read Level Ant Factor Cable Loss Preamp Factor APos TPos Remark MHz dBuV/m dBuV/m dB dBuV dB/m dB dB cm deg 1 2432.00 91.09 ------ ------ 87.49 32.38 4.86 33.64 106 92 AVERAGE

Mode	69	
	Band Edge - R	
	2400-2483.5_802.11be EHT40_CH05_Full RU _2432MHz	
ANT	CDD 7+12	
Pol.	Vertical	Fundamental
Peak	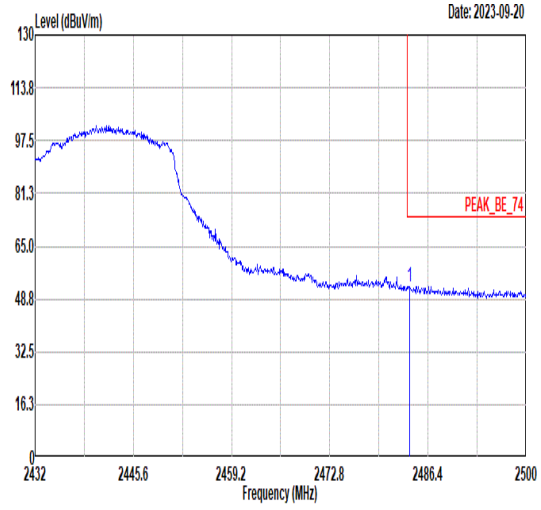 Freq Level Limit Line Margin Read Level Ant Factor Cable Loss Preamp Factor APos TPos Remark MHz dBuV/m dBuV/m dB dBuV dB/m dB dB cm deg 1 2483.82 52.65 74.00 -21.35 48.94 32.40 4.92 33.61 106 92 PEAK	Blank
Avg	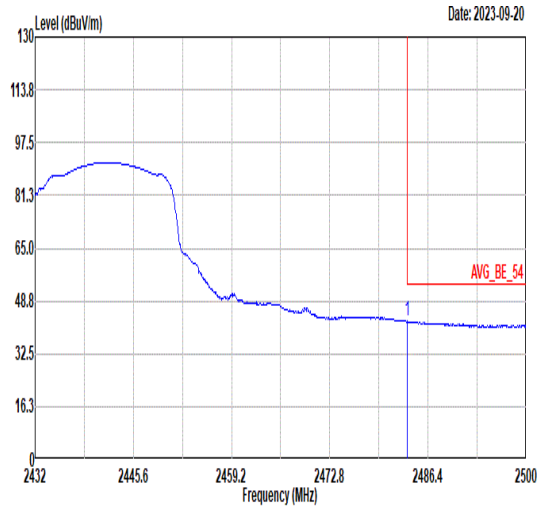 Freq Level Limit Line Margin Read Level Ant Factor Cable Loss Preamp Factor APos TPos Remark MHz dBuV/m dBuV/m dB dBuV dB/m dB dB cm deg 1 2483.54 42.49 54.00 -11.51 38.79 32.39 4.92 33.61 106 92 AVERAGE	Blank

Mode	70	
	Band Edge - L	
	2400-2483.5_802.11be EHT40_CH07_Full RU _2442MHz	
ANT	CDD 7+12	
Pol.	Horizontal	Fundamental
Peak	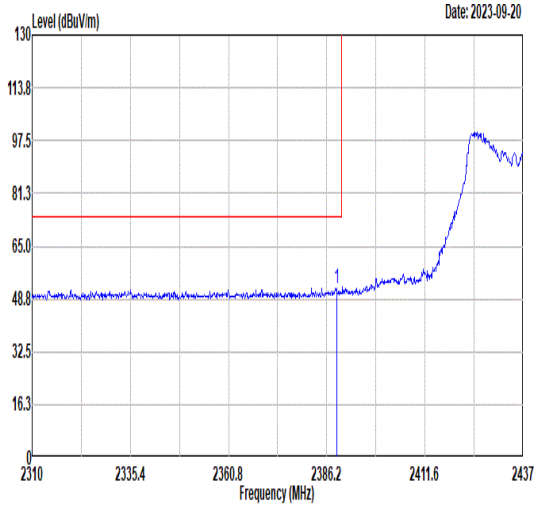 Freq Level Limit Line Margin Read Level Ant Factor Cable Loss Preamp Factor APos TPos Remark MHz dBuV/m dBuV/m dB dBuV dB/m dB dB cm deg 1 2388.74 52.13 74.00 -21.87 48.65 32.36 4.79 33.67 200 35 PEAK	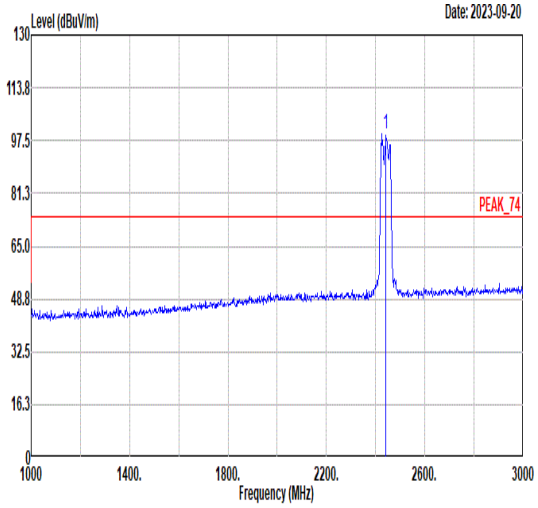 Freq Level Limit Line Margin Read Level Ant Factor Cable Loss Preamp Factor APos TPos Remark MHz dBuV/m dBuV/m dB dBuV dB/m dB dB cm deg 1 2442.00 99.44 ------ ------ 95.88 32.37 4.84 33.65 200 35 PEAK
Avg	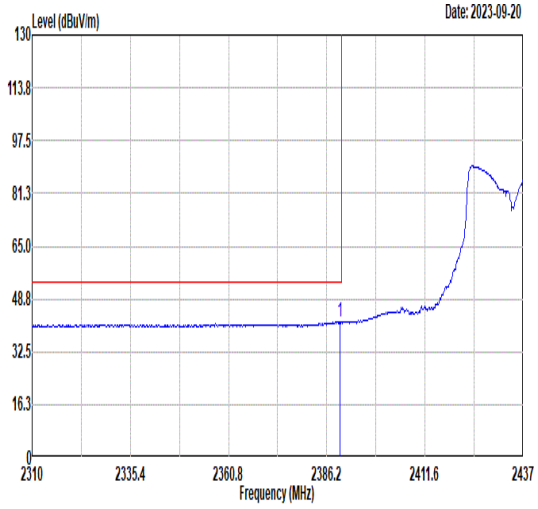 Freq Level Limit Line Margin Read Level Ant Factor Cable Loss Preamp Factor APos TPos Remark MHz dBuV/m dBuV/m dB dBuV dB/m dB dB cm deg 1 2389.63 41.81 54.00 -12.19 38.32 32.36 4.80 33.67 200 35 AVERAGE	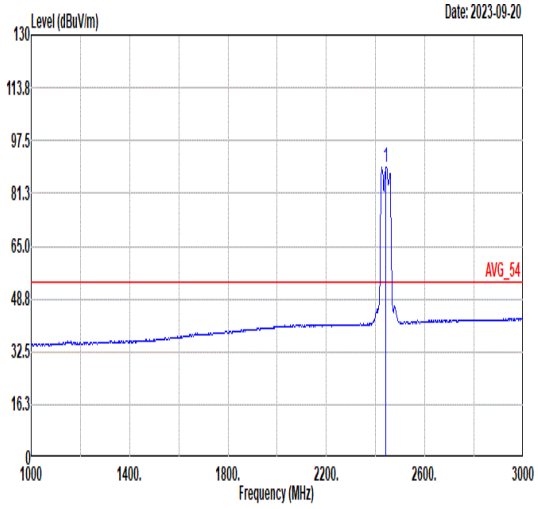 Freq Level Limit Line Margin Read Level Ant Factor Cable Loss Preamp Factor APos TPos Remark MHz dBuV/m dBuV/m dB dBuV dB/m dB dB cm deg 1 2442.00 89.53 ------ ------ 85.97 32.37 4.84 33.65 200 35 AVERAGE

Mode	70	
	Band Edge - R	
	2400-2483.5_802.11be EHT40_CH07_Full RU _2442MHz	
ANT	CDD 7+12	
Pol.	Horizontal	Fundamental
Peak	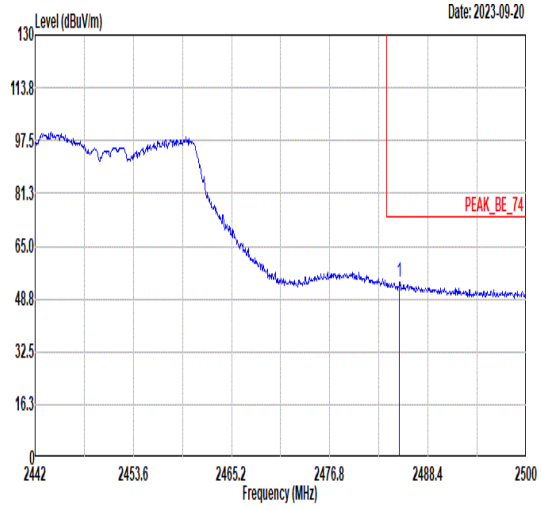 Freq Level Limit Line Margin Read Level Ant Factor Cable Loss Preamp Factor APos TPos Remark MHz dBuV/m dBuV/m dB dBuV dB/m dB dB cm deg 1 2485.04 54.00 74.00 -20.00 50.29 32.40 4.92 33.61 200 35 PEAK	Blank
Avg	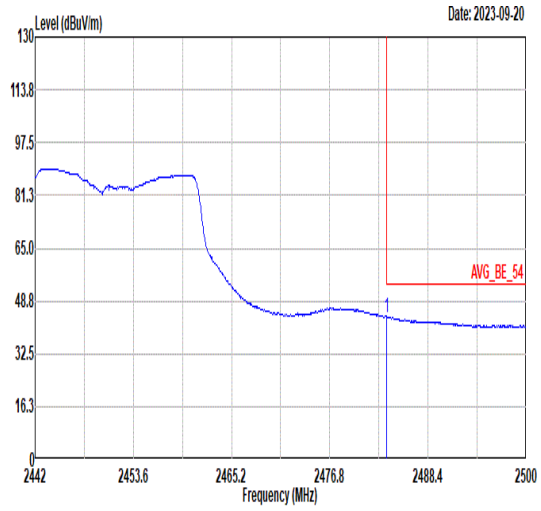 Freq Level Limit Line Margin Read Level Ant Factor Cable Loss Preamp Factor APos TPos Remark MHz dBuV/m dBuV/m dB dBuV dB/m dB dB cm deg 1 2483.53 43.77 54.00 -10.23 40.07 32.39 4.92 33.61 200 35 AVERAGE	Blank

Mode	70	
	Band Edge - L	
	2400-2483.5_802.11be EHT40_CH07_Full RU _2442MHz	
ANT	CDD 7+12	
Pol.	Vertical	Fundamental
Peak	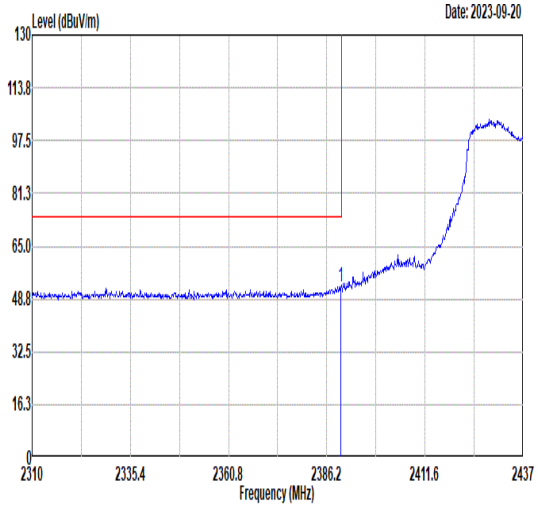 Freq Level Limit Line Margin Read Level Ant Factor Cable Loss Preamp Factor APos TPos Remark MHz dBuV/m dBuV/m dB dBuV dB/m dB dB cm deg 1 2389.76 52.43 74.00 -21.57 48.94 32.36 4.80 33.67 100 142 PEAK	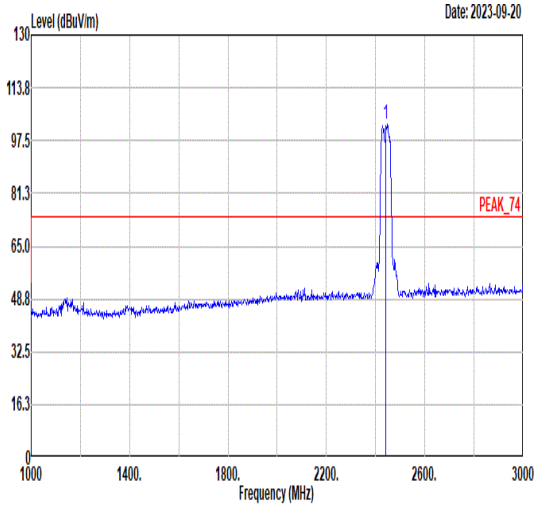 Freq Level Limit Line Margin Read Level Ant Factor Cable Loss Preamp Factor APos TPos Remark MHz dBuV/m dBuV/m dB dBuV dB/m dB dB cm deg 1 2442.00 102.38 ------ ------ 98.76 32.38 4.87 33.63 100 142 PEAK
Avg	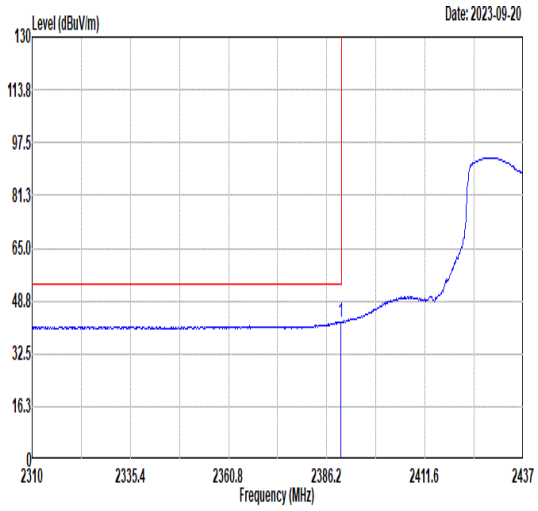 Freq Level Limit Line Margin Read Level Ant Factor Cable Loss Preamp Factor APos TPos Remark MHz dBuV/m dBuV/m dB dBuV dB/m dB dB cm deg 1 2389.88 42.38 54.00 -11.62 38.89 32.36 4.80 33.67 100 142 AVERAGE	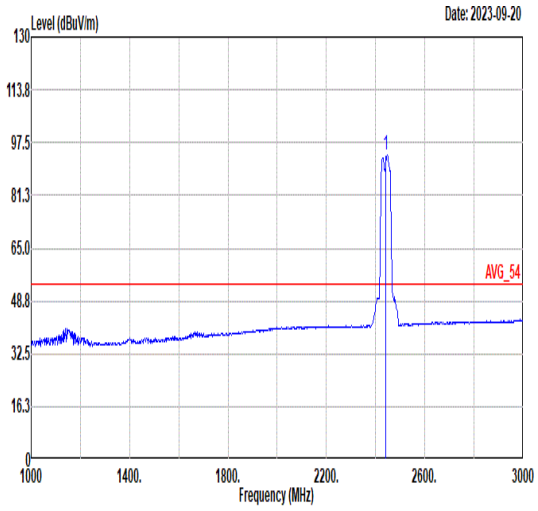 Freq Level Limit Line Margin Read Level Ant Factor Cable Loss Preamp Factor APos TPos Remark MHz dBuV/m dBuV/m dB dBuV dB/m dB dB cm deg 1 2442.00 93.49 ------ ------ 89.87 32.38 4.87 33.63 100 142 AVERAGE

Mode	70	
	Band Edge - R	
	2400-2483.5_802.11be EHT40_CH07_Full RU _2442MHz	
ANT	CDD 7+12	
Pol.	Vertical	Fundamental
Peak	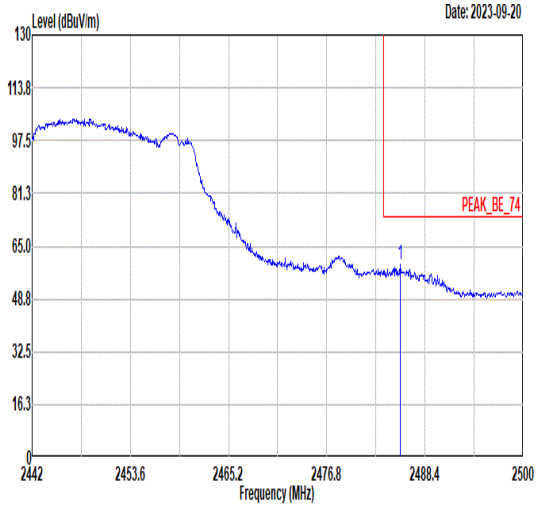 Freq Level Limit Line Margin Read Level Ant Factor Cable Loss Preamp Factor APos TPos Remark MHz dBuV/m dBuV/m dB dBuV dB/m dB dB cm deg 1 2485.44 59.33 74.00 -14.67 55.62 32.40 4.92 33.61 100 142 PEAK	Blank
Avg	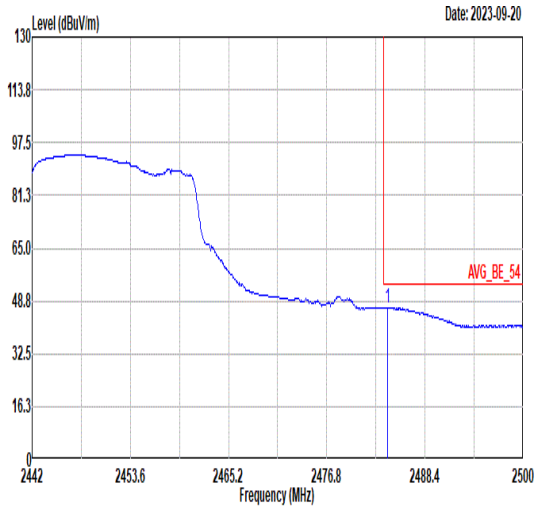 Freq Level Limit Line Margin Read Level Ant Factor Cable Loss Preamp Factor APos TPos Remark MHz dBuV/m dBuV/m dB dBuV dB/m dB dB cm deg 1 2483.99 46.66 54.00 -7.34 42.95 32.40 4.92 33.61 100 142 AVERAGE	Blank

<Simultaneous transmission>

802.11be EHT40CH06 2437MHz+LTE and48

(Band Edge @ 3m)

WIFI Ant.	Note	Frequency (MHz)	Level (dBμV/m)	Margin (dB)	Limit Line (dBμV/m)	Read Level (dBμV)	Antenna Factor (dB/m)	Cable Loss (dB)	Preamp Factor (dB)	Ant Pos (cm)	Table Pos (deg)	Peak Avg. (P/A)	Pol. (H/V)
802.11be EHT40CH06 2437MHz+LTE and48 Co-location		2389.94	53.59	-20.41	74	50.23	32.21	4.81	33.66	108	54	P	H
		2389.94	43.28	-10.72	54	39.92	32.21	4.81	33.66	108	54	A	H
	*	2437	104.21	-	-	100.66	32.34	4.86	33.65	108	54	P	H
	*	2437	94.46	-	-	90.91	32.34	4.86	33.65	108	54	A	H
		2488.17	53.99	-20.01	74	50.22	32.47	4.92	33.62	108	54	P	H
		2486.35	45.06	-8.94	54	41.3	32.46	4.92	33.62	108	54	A	H
		2389.52	56.8	-17.2	74	53.44	32.21	4.81	33.66	105	93	P	V
		2389.94	45.24	-8.76	54	41.88	32.21	4.81	33.66	105	93	A	V
	*	2437	107.02	-	-	103.47	32.34	4.86	33.65	105	93	P	V
	*	2437	97.82	-	-	94.27	32.34	4.86	33.65	105	93	A	V
		2484.39	61.94	-12.06	74	58.18	32.46	4.92	33.62	105	93	P	V
		2483.55	47.62	-6.38	54	43.86	32.46	4.92	33.62	105	93	A	V
Remark	1. No other spurious found. 2. All results are PASS against Peak and Average limit line.												

2.4GHz 2400~2483.5MHz

(Harmonic @ 3m)

WIFI Ant.	Note	Frequency (MHz)	Level (dBμV/m)	Margin (dB)	Limit Line (dBμV/m)	Read Level (dBμV)	Antenna Factor (dB/m)	Cable Loss (dB)	Preamp Factor (dB)	Ant Pos (cm)	Table Pos (deg)	Peak Avg. (P/A)	Pol. (H/V)
802.11be EHT40CH06 2437MHz+LTE and48 Co-location		4874	41.46	-32.54	74	56.57	34.65	7.76	57.52	-	-	P	H
		7311	43.75	-30.25	74	57.31	36.41	8.95	58.92	-	-	P	H
		4874	40.47	-33.53	74	55.58	34.65	7.76	57.52	-	-	P	V
		7311	44.11	-29.89	74	57.67	36.41	8.95	58.92	-	-	P	V
Remark	1. No other spurious found. 2. All results are PASS against Peak and Average limit line.												

802. 11be EHT40_Ch06 2437MHz+ LTE Band48

WIFI	2.4GHz 2400~2483.5MHz Band Edge @ 3m	
ANT	802. 11be EHT40_Ch06 2437MHz+ LTE Band48 *Co-location*	
	Horizontal	Fundamental
Peak	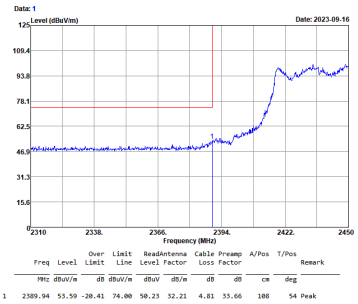	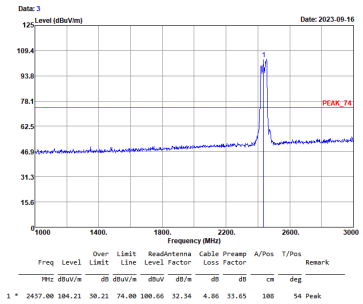
Avg.	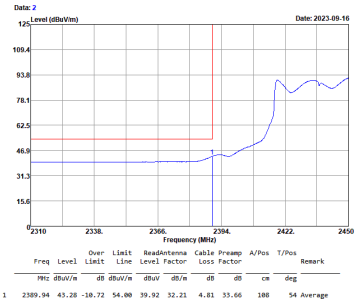	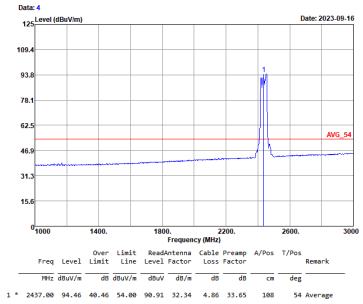

WIFI	2.4GHz 2400~2483.5MHz Band Edge @ 3m	
ANT	802. 11be EHT40_Ch06 2437MHz+ LTE Band48 *Co-location*	
	Horizontal	Fundamental
Peak	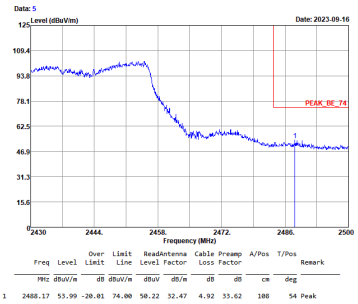	NA
Avg.	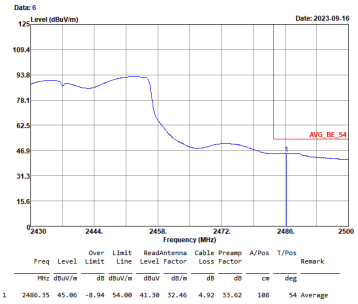	NA

WIFI	2.4GHz 2400~2483.5MHz Band Edge @ 3m	
ANT	802. 11be EHT40_Ch06 2437MHz+ LTE Band48 *Co-location*	
	Vertical	Fundamental
Peak	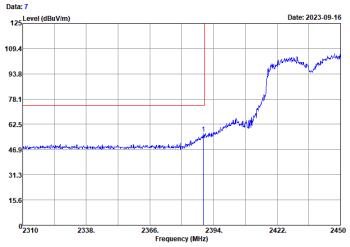 Freq Level Over Limit Limit Line ReadAntenna Level Factor Cable Loss Factor Preamp Factor A/Pos T/Pos Remark MHz dBuV/m dB dBuV/m dBuV dB/m dB dB cm deg 1 2389.52 56.80 -17.20 74.00 53.44 32.21 4.81 33.66 105 93 Peak	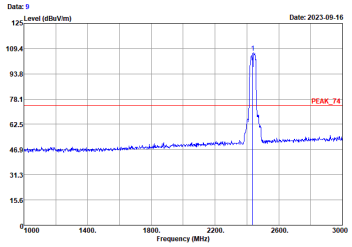 Freq Level Over Limit Limit Line ReadAntenna Level Factor Cable Loss Factor Preamp Factor A/Pos T/Pos Remark MHz dBuV/m dB dBuV/m dBuV dB/m dB dB cm deg 1 * 2437.00 107.02 33.02 74.00 103.47 32.34 4.86 33.65 105 93 Peak
Avg.	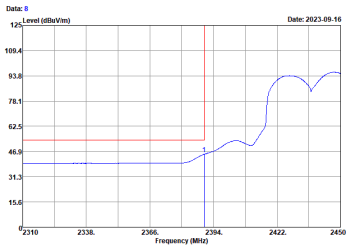 Freq Level Over Limit Limit Line ReadAntenna Level Factor Cable Loss Factor Preamp Factor A/Pos T/Pos Remark MHz dBuV/m dB dBuV/m dBuV dB/m dB dB cm deg 1 2389.94 45.24 -8.76 54.00 41.88 32.21 4.81 33.66 105 93 Average	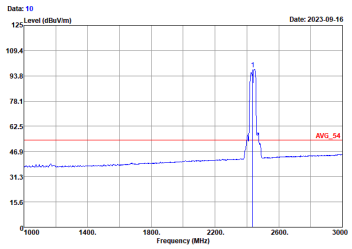 Freq Level Over Limit Limit Line ReadAntenna Level Factor Cable Loss Factor Preamp Factor A/Pos T/Pos Remark MHz dBuV/m dB dBuV/m dBuV dB/m dB dB cm deg 1 * 2437.00 97.82 43.82 54.00 94.27 32.34 4.86 33.65 105 93 Average

WIFI	2.4GHz 2400~2483.5MHz Band Edge @ 3m

ANT	*802. 11be EHT40_Ch06 2437MHz+ LTE Band48* Co-location	
	Vertical	**Fundamental**
Peak	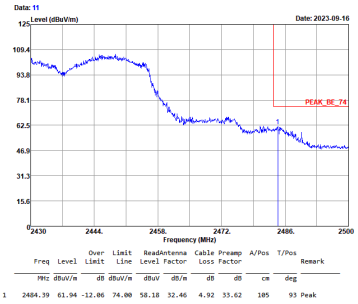	**NA**
Avg.	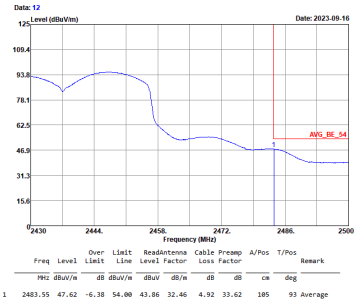	**NA**

802.11b CH01 2412MHz+LTE Band13 (Harmonic @ 3m)

WIFI	2.4GHz 2400~2483.5MHz Harmonic @ 3m	
ANT	*802. 11be EHT40_Ch06 2437MHz+ LTE Band48* Co-location	
	Horizontal	Vertical
Peak Avg.	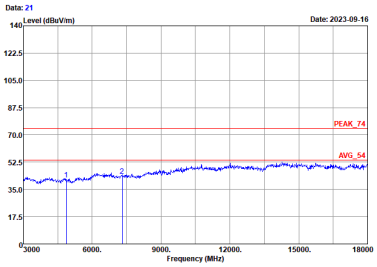 Freq Level Over Limit Limit Line ReadAntenna Level Factor Cable Loss Preamp Factor A/Pos T/Pos Remark MHz dBuV/m dB dBuV/m dBuV dB/m dB dB cm deg 1 4874.00 41.46 -32.54 74.00 56.57 34.65 7.76 57.52 --- --- Peak 2 7311.00 43.75 -30.25 74.00 57.31 36.41 8.95 58.92 --- --- Peak	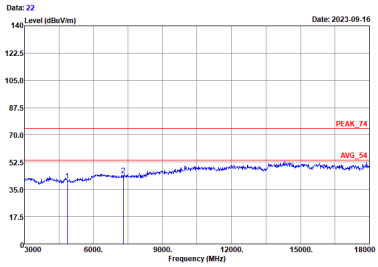 Freq Level Over Limit Limit Line ReadAntenna Level Factor Cable Loss Preamp Factor A/Pos T/Pos Remark MHz dBuV/m dB dBuV/m dBuV dB/m dB dB cm deg 1 4874.00 40.47 -33.53 74.00 55.58 34.65 7.76 57.52 --- --- Peak 2 7311.00 44.11 -29.89 74.00 57.67 36.41 8.95 58.92 --- --- Peak

Appendix D. Duty Cycle Plots

Band	Duty Cycle(%)	T(ms)	1/T(kHz)	VBW Setting
802.11b	100	-	-	10Hz
802.11g	98.97	-	-	10Hz
802.11n HT20	100	-	-	10Hz
802.11n HT40	100	-	-	10Hz
802.11be EHT20	100	-	-	10Hz
802.11be EHT40	100	-	-	10Hz

802.11b

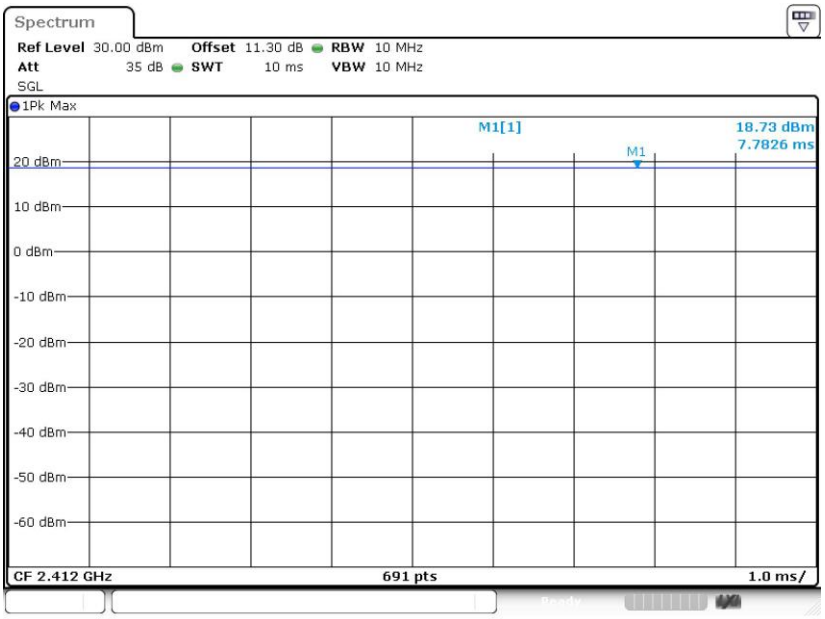

802.11g

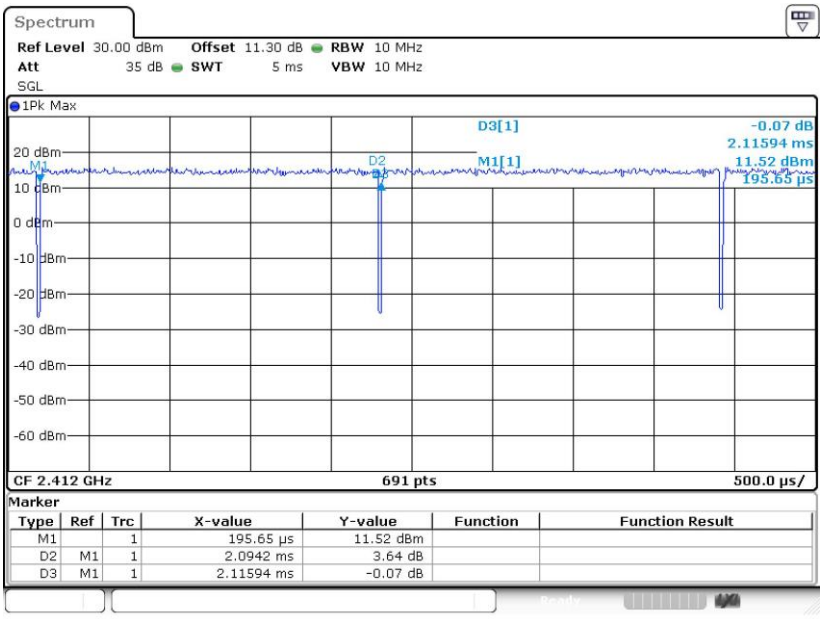

802.11n HT20

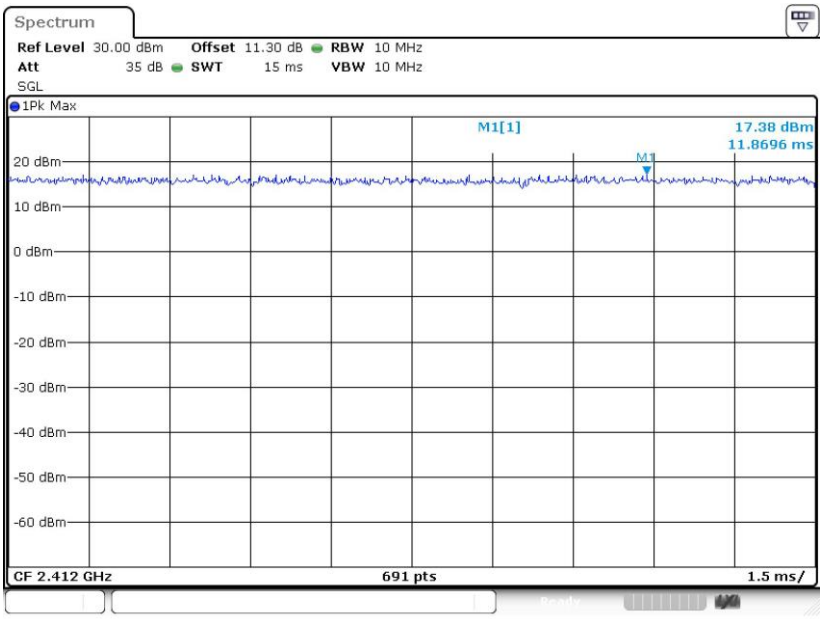

802.11n HT40

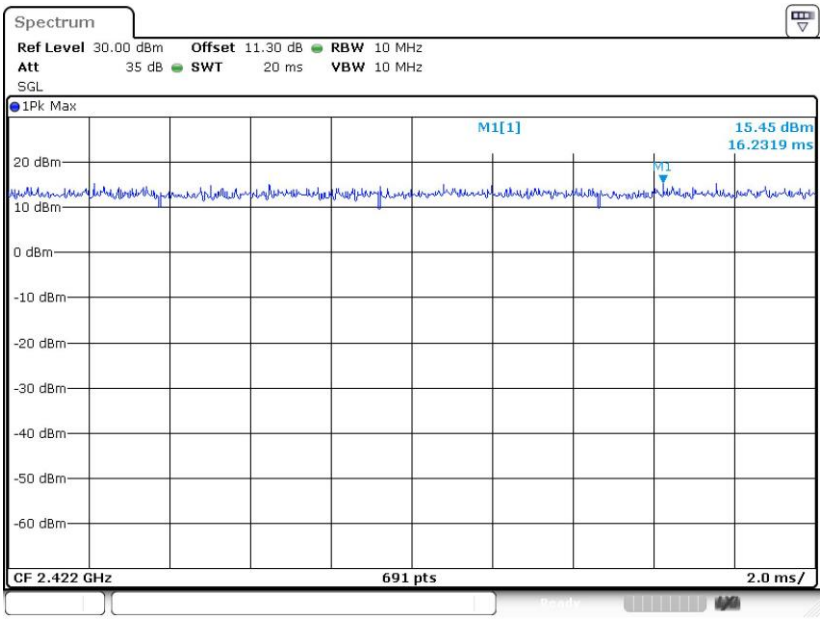

802.11be EHT20

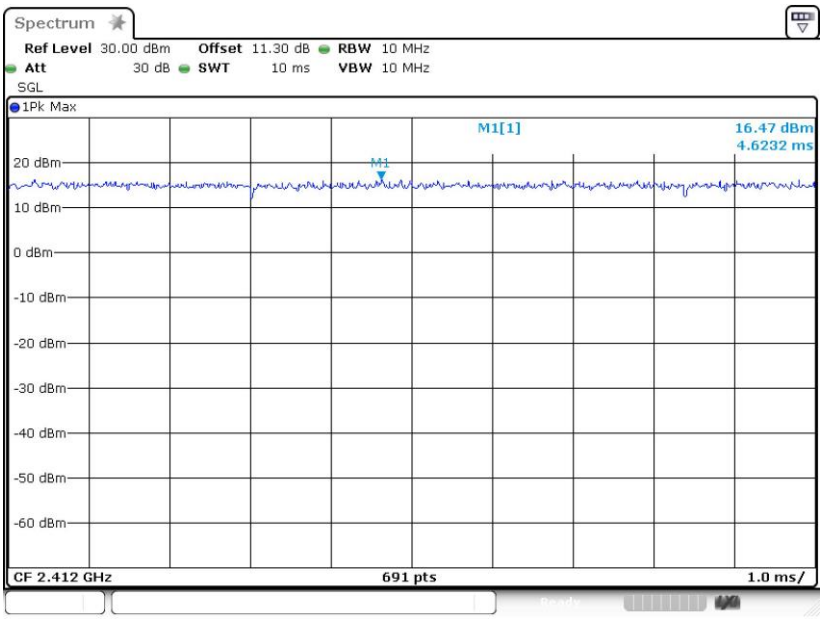
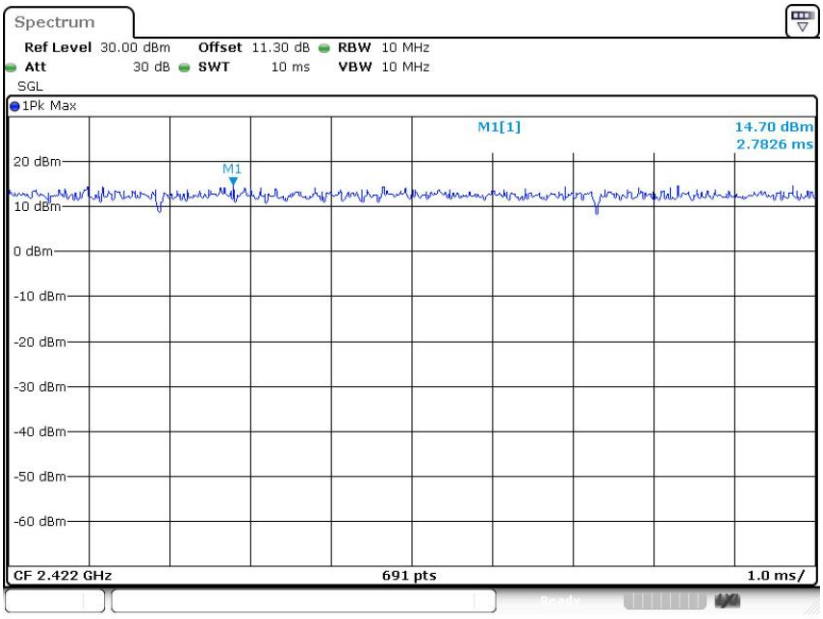
802.11be EHT40