11BE160MIMO_total_5570_Puncturing 20M_8

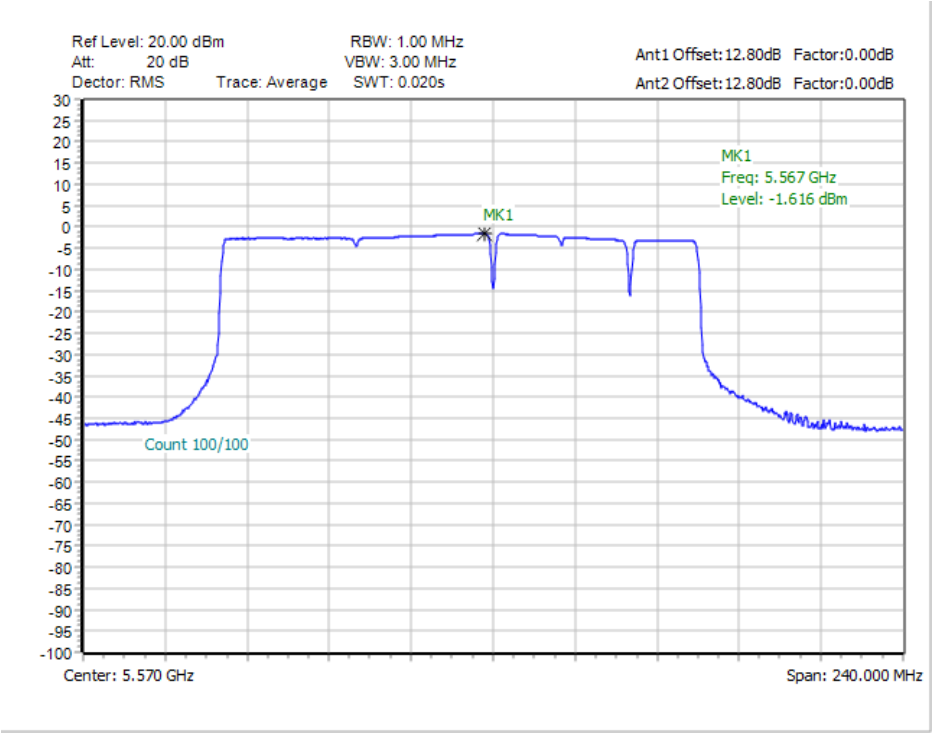

Appendix B. AC Conducted Emission Test Results

Test Engineer :	Lily Qiu	**Temperature :**	22~24℃
		Relative Humidity :	44~50%
Test Voltage :	120Vac / 60Hz	**Phase :**	Line
Remark :	All emissions not reported here are more than 10 dB below the prescribed limit.		

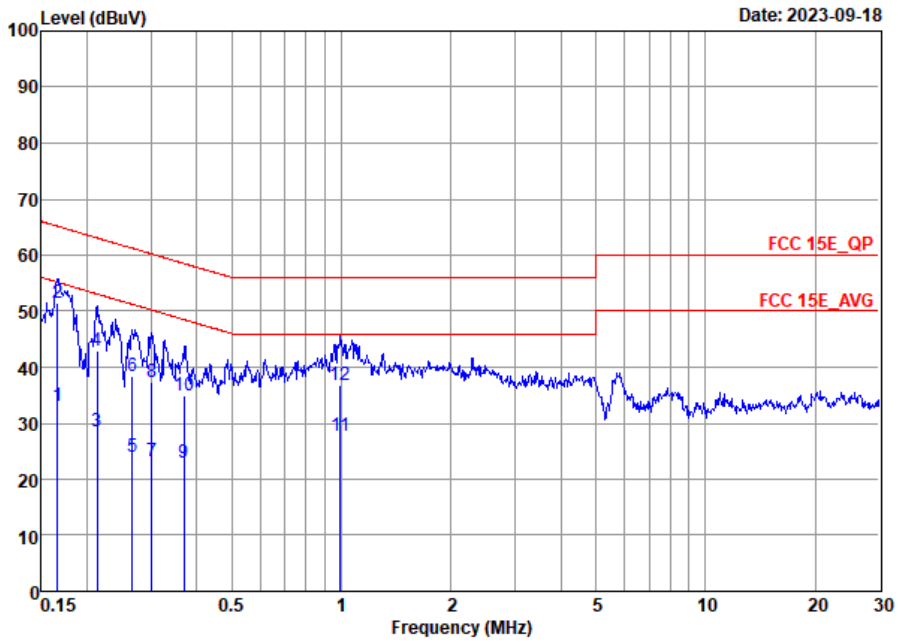

Site : CO01-SZ
Condition: FCC 15E_QP LISN_20230420_L LINE

		Freq	Level	Over Limit	Limit Line	Read Level	LISN Factor	Cable Loss	Remark
		MHz	dBuV	dB	dBuV	dBuV	dB	dB	
1		0.17	33.12	-22.04	55.16	12.50	10.48	10.14	Average
2	*	0.17	51.42	-13.74	65.16	30.80	10.48	10.14	QP
3		0.21	28.45	-24.65	53.10	7.90	10.40	10.15	Average
4		0.21	43.05	-20.05	63.10	22.50	10.40	10.15	QP
5		0.27	24.13	-27.12	51.25	3.60	10.38	10.15	Average
6		0.27	38.33	-22.92	61.25	17.80	10.38	10.15	QP
7		0.30	23.32	-26.87	50.19	2.80	10.37	10.15	Average
8		0.30	37.32	-22.87	60.19	16.80	10.37	10.15	QP
9		0.37	23.05	-25.47	48.52	2.59	10.30	10.16	Average
10		0.37	34.95	-23.57	58.52	14.49	10.30	10.16	QP
11		0.99	27.80	-18.20	46.00	7.40	10.24	10.16	Average
12		0.99	36.70	-19.30	56.00	16.30	10.24	10.16	QP

Test Engineer :	Lily Qiu	**Temperature :**	22~24℃
		Relative Humidity :	44~50%
Test Voltage :	120Vac / 60Hz	**Phase :**	Neutral
Remark :	All emissions not reported here are more than 10 dB below the prescribed limit.		

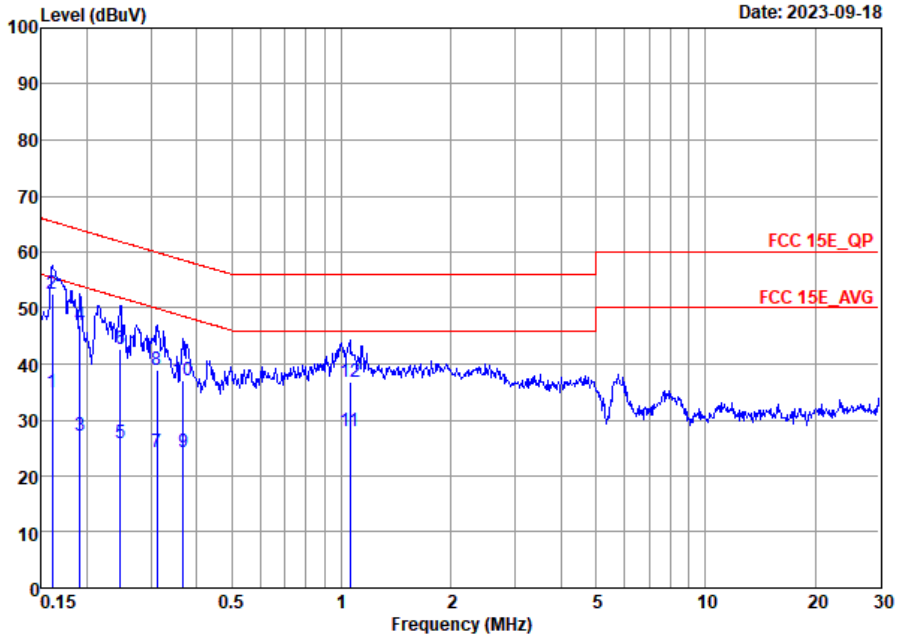

Site : CO01-SZ
Condition: FCC 15E_QP LISN_20230420_N NEUTRAL

		Freq	Level	Over Limit	Limit Line	Read Level	LISN Factor	Cable Loss	Remark
		MHz	dBuV	dB	dBuV	dBuV	dB	dB	
1		0.16	34.88	-20.55	55.43	14.30	10.44	10.14	Average
2	*	0.16	52.58	-12.85	65.43	32.00	10.44	10.14	QP
3		0.19	27.12	-26.86	53.98	6.60	10.37	10.15	Average
4		0.19	46.92	-17.06	63.98	26.40	10.37	10.15	QP
5		0.25	25.77	-26.09	51.86	5.30	10.32	10.15	Average
6		0.25	42.67	-19.19	61.86	22.20	10.32	10.15	QP
7		0.31	24.15	-25.78	49.93	3.71	10.29	10.15	Average
8		0.31	39.05	-20.88	59.93	18.61	10.29	10.15	QP
9		0.37	24.21	-24.35	48.56	3.80	10.25	10.16	Average
10		0.37	37.01	-21.55	58.56	16.60	10.25	10.16	QP
11		1.05	27.92	-18.08	46.00	7.51	10.25	10.16	Average
12		1.05	36.92	-19.08	56.00	16.51	10.25	10.16	QP

Note:

1. Level(dBμV) = Read Level(dBμV) + LISN Factor(dB) + Cable Loss(dB)
2. Over Limit(dB) = Level(dBμV) – Limit Line(dBμV)

Appendix C. Radiated Spurious Emission

Test Engineer :	Reid Huang	Relative Humidity :	50%
		Temperature :	20-22℃

Radiated Spurious Emission Test Modes

Mode	Band	Band (GHz)	Antenna	Modulation	Channel	Frequency	Data Rate	RU	Remark
Mode 1	U-NII-1	5.15-5.25	CDD 9+15	802.11a	36	5180	6Mbps	-	-
Mode 2	U-NII-1	5.15-5.25	CDD 9+15	802.11a	44	5220	6Mbps	-	-
Mode 3	U-NII-1	5.15-5.25	CDD 9+15	802.11a	48	5240	6Mbps	-	-
Mode 4	U-NII-2A	5.25-5.35	CDD 9+15	802.11a	52	5260	6Mbps	-	-
Mode 5	U-NII-2A	5.25-5.35	CDD 9+15	802.11a	60	5300	6Mbps	-	-
Mode 6	U-NII-2A	5.25-5.35	CDD 9+15	802.11a	64	5320	6Mbps	-	-
Mode 7	U-NII-2C	5.47-5.725	CDD 9+15	802.11a	100	5500	6Mbps	-	-
Mode 8	U-NII-2C	5.47-5.725	CDD 9+15	802.11a	116	5580	6Mbps	-	-
Mode 9	U-NII-2C	5.47-5.725	CDD 9+15	802.11a	140	5700	6Mbps	-	-
Mode 10	U-NII-1	5.15-5.25	CDD 9+15	802.11be EHT20	36	5180	MCS0	Full	-
Mode 11	U-NII-1	5.15-5.25	CDD 9+15	802.11be EHT20	44	5220	MCS0	Full	-
Mode 12	U-NII-1	5.15-5.25	CDD 9+15	802.11be EHT20	48	5240	MCS0	Full	-
Mode 13	U-NII-2A	5.25-5.35	CDD 9+15	802.11be EHT20	52	5260	MCS0	Full	-
Mode 14	U-NII-2A	5.25-5.35	CDD 9+15	802.11be EHT20	60	5300	MCS0	Full	-
Mode 15	U-NII-2A	5.25-5.35	CDD 9+15	802.11be EHT20	64	5320	MCS0	Full	-
Mode 16	U-NII-2C	5.47-5.725	CDD 9+15	802.11be EHT20	100	5500	MCS0	Full	-
Mode 17	U-NII-2C	5.47-5.725	CDD 9+15	802.11be EHT20	116	5580	MCS0	Full	-
Mode 18	U-NII-2C	5.47-5.725	CDD 9+15	802.11be EHT20	140	5700	MCS0	Full	-
Mode 19	U-NII-1	5.15-5.25	CDD 9+15	802.11be EHT40	38	5190	MCS0	Full	-
Mode 20	U-NII-1	5.15-5.25	CDD 9+15	802.11be EHT40	46	5230	MCS0	Full	-
Mode 21	U-NII-2A	5.25-5.35	CDD 9+15	802.11be EHT40	54	5270	MCS0	Full	-
Mode 22	U-NII-2A	5.25-5.35	CDD 9+15	802.11be EHT40	62	5310	MCS0	Full	-
Mode 23	U-NII-2C	5.47-5.725	CDD 9+15	802.11be EHT40	102	5510	MCS0	Full	-
Mode 24	U-NII-2C	5.47-5.725	CDD 9+15	802.11be EHT40	134	5670	MCS0	Full	-
Mode 25	U-NII-1	5.15-5.25	CDD 9+15	802.11be EHT80	42	5210	MCS0	Full	-
Mode 26	U-NII-2A	5.25-5.35	CDD 9+15	802.11be EHT80	58	5290	MCS0	Full	-
Mode 27	U-NII-2C	5.47-5.725	CDD 9+15	802.11be EHT80	106	5530	MCS0	Full	-
Mode 28	U-NII-2C	5.47-5.725	CDD 9+15	802.11be EHT80	122	5610	MCS0	Full	-
Mode 29	U-NII-2A	5.15-5.35	CDD 9+15	802.11be EHT160	50	5250	MCS0	Full	-
Mode 30	U-NII-2C	5.15-5.35	CDD 9+15	802.11be EHT160	114	5570	MCS0	Full	-
Mode 31	U-NII-3	5.725-5.85	CDD 9+15	802.11a	149	5745	6Mbps	-	-
Mode 32	U-NII-3	5.725-5.85	CDD 9+15	802.11a	157	5785	6Mbps	-	-
Mode 33	U-NII-3	5.725-5.85	CDD 9+15	802.11a	165	5825	6Mbps	-	-

Mode	Band	Band (GHz)	Antenna	Modulation	Channel	Frequency	Data Rate	RU	Remark
Mode 34	U-NII-3	5.725-5.85	CDD 9+15	802.11be EHT20	149	5745	MCS0	Full	-
Mode 35	U-NII-3	5.725-5.85	CDD 9+15	802.11be EHT20	157	5785	MCS0	Full	-
Mode 36	U-NII-3	5.725-5.85	CDD 9+15	802.11be EHT20	165	5825	MCS0	Full	-
Mode 37	U-NII-3	5.725-5.85	CDD 9+15	802.11be EHT40	151	5755	MCS0	Full	-
Mode 38	U-NII-3	5.725-5.85	CDD 9+15	802.11be EHT40	159	5795	MCS0	Full	-
Mode 39	U-NII-3	5.725-5.85	CDD 9+15	802.11be EHT80	155	5775	MCS0	Full	-
Mode 40	U-NII-1	5.15-5.25	CDD 9+15	802.11be EHT20	36	5180	MCS0	Single RU 26/0	-
Mode 41	U-NII-1	5.15-5.25	CDD 9+15	802.11be EHT20	36	5180	MCS0	Single RU 52/37	-
Mode 42	U-NII-1	5.15-5.25	CDD 9+15	802.11be EHT20	36	5180	MCS0	Single RU 106/53	-
Mode 43	U-NII-2A	5.15-5.25	CDD 9+15	802.11be EHT20	64	5320	MCS0	Single RU 26/8	-
Mode 44	U-NII-2A	5.15-5.25	CDD 9+15	802.11be EHT20	64	5320	MCS0	Single RU 52/40	-
Mode 45	U-NII-2A	5.15-5.25	CDD 9+15	802.11be EHT20	64	5320	MCS0	Single RU 106/54	-
Mode 46	U-NII-2C	5.25-5.35	CDD 9+15	802.11be EHT20	100	5500	MCS0	Single RU 26/0	-
Mode 47	U-NII-2C	5.25-5.35	CDD 9+15	802.11be EHT20	100	5500	MCS0	Single RU 52/37	-
Mode 48	U-NII-2C	5.25-5.35	CDD 9+15	802.11be EHT20	100	5500	MCS0	Single RU 106/53	-
Mode 49	U-NII-2C	5.25-5.35	CDD 9+15	802.11be EHT20	140	5700	MCS0	Single RU 26/8	-
Mode 50	U-NII-2C	5.25-5.35	CDD 9+15	802.11be EHT20	140	5700	MCS0	Single RU 52/40	-
Mode 51	U-NII-2C	5.25-5.35	CDD 9+15	802.11be EHT20	140	5700	MCS0	Single RU 106/54	-
Mode 52	U-NII-3	5.725-5.85	CDD 9+15	802.11be EHT20	149	5745	MCS0	Single RU 26/0	-
Mode 53	U-NII-3	5.725-5.85	CDD 9+15	802.11be EHT20	149	5745	MCS0	Single RU 52/37	-
Mode 54	U-NII-3	5.725-5.85	CDD 9+15	802.11be EHT20	149	5745	MCS0	Single RU 106/53	-
Mode 55	U-NII-3	5.725-5.85	CDD 9+15	802.11be EHT20	165	5825	MCS0	Single RU 26/8	-
Mode 56	U-NII-3	5.725-5.85	CDD 9+15	802.11be EHT20	165	5825	MCS0	Single RU 52/40	-
Mode 57	U-NII-3	5.725-5.85	CDD 9+15	802.11be EHT20	165	5825	MCS0	Single RU 106/54	-
Mode 58	U-NII-1	5.15-5.25	CDD 9+15	802.11be EHT20	36	5180	MCS0	Small RU 52+26 38+1	-
Mode 59	U-NII-1	5.15-5.25	CDD 9+15	802.11be EHT20	36	5180	MCS0	Small RU 106+26 53+4	-
Mode 60	U-NII-2A	5.25-5.35	CDD 9+15	802.11be EHT20	64	5320	MCS0	Small RU 52+26 39+7	-
Mode 61	U-NII-2A	5.25-5.35	CDD 9+15	802.11be EHT20	64	5320	MCS0	Small RU 106+26 54+4	-
Mode 62	U-NII-2C	5.47-5.725	CDD 9+15	802.11be EHT20	100	5500	MCS0	Small RU 52+26 38+1	-
Mode 63	U-NII-2C	5.47-5.725	CDD 9+15	802.11be EHT20	100	5500	MCS0	Small RU 106+26 53+4	-
Mode 64	U-NII-2C	5.47-5.725	CDD 9+15	802.11be EHT20	140	5700	MCS0	Small RU 52+26 39+7	-

Mode	Band	Band (GHz)	Antenna	Modulation	Channel	Frequency	Data Rate	RU	Remark
Mode 65	U-NII-2C	5.47-5.725	CDD 9+15	802.11be EHT20	140	5700	MCS0	Small RU 106+26 54+4	-
Mode 66	U-NII-3	5.725-5.85	CDD 9+15	802.11be EHT20	149	5745	MCS0	Small RU 52+26 38+1	-
Mode 67	U-NII-3	5.725-5.85	CDD 9+15	802.11be EHT20	149	5745	MCS0	Small RU 106+26 53+4	-
Mode 68	U-NII-3	5.725-5.85	CDD 9+15	802.11be EHT20	165	5825	MCS0	Small RU 52+26 39+7	-
Mode 69	U-NII-3	5.725-5.85	CDD 9+15	802.11be EHT20	165	5825	MCS0	Small RU 106+26 54+4	-
Mode 70	U-NII-1	5.15-5.25	CDD 9+15	802.11be EHT80	42	5210	MCS0	Puncturing 20M ❹	-
Mode 71	U-NII-2A	5.25-5.35	CDD 9+15	802.11be EHT80	58	5290	MCS0	Puncturing 20M ❶	-
Mode 72	U-NII-2C	5.47-5.725	CDD 9+15	802.11be EHT80	106	5530	MCS0	Puncturing 20M ❹	-
Mode 73	U-NII-2A	5.15-5.35	CDD 9+15	802.11be EHT160	50	5250	MCS0	Puncturing 20M ⑤	-
Mode 74	U-NII-2A	5.15-5.35	CDD 9+15	802.11be EHT160	50	5250	MCS0	Puncturing 40M ②	-
Mode 75	U-NII-2C	5.15-5.35	CDD 9+15	802.11be EHT160	114	5570	MCS0	Puncturing 20M ⑧	-
Mode 76	U-NII-2C	5.15-5.35	CDD 9+15	802.11be EHT160	114	5570	MCS0	Puncturing 40M ❹	-
Mode 77	U-NII-3	5.725-5.85	CDD 9+15	802.11be EHT80	155	5775	MCS0	Puncturing 20M ③	-
Mode 78	U-NII-1	5.15-5.25	CDD 9+15	802.11be EHT80	42	5210	MCS0	Large RU 484+242 ❹	-
Mode 79	U-NII-2A	5.25-5.35	CDD 9+15	802.11be EHT80	58	5290	MCS0	Large RU 484+242 ❶	-
Mode 80	U-NII-2C	5.47-5.725	CDD 9+15	802.11be EHT80	106	5530	MCS0	Large RU 484+242 ❹	-
Mode 81	U-NII-2A	5.15-5.35	CDD 9+15	802.11be EHT160	50	5250	MCS0	Large RU 996+484 ③	-
Mode 82	U-NII-2C	5.15-5.35	CDD 9+15	802.11be EHT160	114	5570	MCS0	Large RU 996+484 ❹	-
Mode 83	U-NII-3	5.725-5.85	CDD 9+15	802.11be EHT80	155	5775	MCS0	Large RU 484+242 ③	-
Mode 84	U-NII-2C	5.15-5.35	CDD 9+15	802.11be EHT160	114	5570	MCS0	Full	LF
Mode 85	U-NII-3	5.725-5.85	CDD 9+15	802.11be EHT80	155	5775	MCS0	Full	LF
Mode 89	U-NII-1	5.15-5.25	CDD 9+15	802.11be EHT20	40	5200	MCS0	Full	-
Mode 90	U-NII-2C	5.47-5.725	CDD 9+15	802.11be EHT20	104	5520	MCS0	Full	-
Mode 91	U-NII-2C	5.47-5.725	CDD 9+15	802.11be EHT20	136	5680	MCS0	Full	-
Mode 92	U-NII-2C	5.47-5.725	CDD 9+15	802.11be EHT40	126	5630	MCS0	Full	-

Summary of each worse mode

Mode	Modulation	Ch.	Freq. (MHz)	Level (dBuV/m)	Limit (dBuV/m)	Margin (dB)	Pol.	Peak Avg.	Result	Remark
1	802.11a	36	-	-	-	-	-	-	-	Band Edge
	802.11a	36	10360.00	47.59	68.30	-20.71	H	Peak	Pass	Harmonic
2	802.11a	44	-	-	-	-	-	-	-	Band Edge
	802.11a	44	10440.00	47.76	68.30	-20.54	V	Peak	Pass	Harmonic
3	802.11a	48	-	-	-	-	-	-	-	Band Edge
	802.11a	48	10480.00	47.09	68.30	-21.21	H	Peak	Pass	Harmonic
4	802.11a	52	-	-	-	-	-	-	-	Band Edge
	802.11a	52	10520.00	46.99	68.30	-21.31	V	Peak	Pass	Harmonic
5	802.11a	60	-	-	-	-	-	-	-	Band Edge
	802.11a	60	15900.00	47.77	74.00	-26.23	V	Peak	Pass	Harmonic
6	802.11a	64	-	-	-	-	-	-	-	Band Edge
	802.11a	64	15960.00	47.23	74.00	-26.77	V	Peak	Pass	Harmonic
7	802.11a	100	-	-	-	-	-	-	-	Band Edge
	802.11a	100	16500.00	48.96	68.30	-19.34	V	Peak	Pass	Harmonic
8	802.11a	116	-	-	-	-	-	-	-	Band Edge
	802.11a	116	16740.00	46.41	68.30	-21.89	H	Peak	Pass	Harmonic
9	802.11a	140	-	-	-	-	-	-	-	Band Edge
	802.11a	140	17100.00	48.19	68.30	-20.11	H	Peak	Pass	Harmonic
10	802.11be EHT20	36	5057.96	40.56	54.00	-13.44	V	AVERAGE	Pass	Band Edge
	802.11be EHT20	36	10360.00	47.68	68.30	-20.62	H	Peak	Pass	Harmonic
11	802.11be EHT20	44	-	-	-	-	-	-	-	Band Edge
	802.11be EHT20	44	10440.00	47.56	68.30	-20.74	V	Peak	Pass	Harmonic
12	802.11be EHT20	48	5050.64	40.97	54.00	-13.03	H	AVERAGE	Pass	Band Edge
	802.11be EHT20	48	10480.00	47.37	68.30	-20.93	H	Peak	Pass	Harmonic
13	802.11be EHT20	52	5055.38	40.89	54.00	-13.11	H	AVERAGE	Pass	Band Edge
	802.11be EHT20	52	10520.00	48.03	68.30	-20.27	V	Peak	Pass	Harmonic
14	802.11be EHT20	60	-	-	-	-	-	-	-	Band Edge
	802.11be EHT20	60	15900.00	48.30	74.00	-25.70	V	Peak	Pass	Harmonic
15	802.11be EHT20	64	5350.94	39.50	54.00	-14.50	V	AVERAGE	Pass	Band Edge
	802.11be EHT20	64	10640.00	48.80	74.00	-25.20	H	Peak	Pass	Harmonic
16	802.11be EHT20	100	5458.30	39.87	54.00	-14.13	V	AVERAGE	Pass	Band Edge
	802.11be EHT20	100	16500.00	46.25	68.30	-22.05	H	Peak	Pass	Harmonic
17	802.11be EHT20	116	-	-	-	-	-	-	-	Band Edge
	802.11be EHT20	116	16740.00	45.70	68.30	-22.60	H	Peak	Pass	Harmonic
18	802.11be EHT20	140	5758.37	50.54	68.30	-17.76	V	PEAK	Pass	Band Edge
	802.11be EHT20	140	17100.00	45.73	68.30	-22.57	V	Peak	Pass	Harmonic
19	802.11be EHT40	38	5144.97	41.08	54.00	-12.92	V	AVERAGE	Pass	Band Edge
	802.11be EHT40	38	-	-	-	-	-	-	-	Harmonic
20	802.11be EHT40	46	5111.55	41.08	54.00	-12.92	V	AVERAGE	Pass	Band Edge
	802.11be EHT40	46	-	-	-	-	-	-	-	Harmonic
21	802.11be EHT40	54	5049.68	40.32	54.00	-13.68	V	AVERAGE	Pass	Band Edge
	802.11be EHT40	54	-	-	-	-	-	-	-	Harmonic
22	802.11be EHT40	62	5357.85	41.23	54.00	-12.77	V	AVERAGE	Pass	Band Edge
	802.11be EHT40	62	-	-	-	-	-	-	-	Harmonic
23	802.11be EHT40	102	5459.28	40.32	54.00	-13.68	V	AVERAGE	Pass	Band Edge
	802.11be EHT40	102	-	-	-	-	-	-	-	Harmonic
24	802.11be EHT40	134	5386.16	39.61	54.00	-14.39	V	AVERAGE	Pass	Band Edge
	802.11be EHT40	134	-	-	-	-	-	-	-	Harmonic
25	802.11be EHT80	42	5149.73	43.84	54.00	-10.16	V	AVERAGE	Pass	Band Edge
	802.11be EHT80	42	-	-	-	-	-	-	-	Harmonic

Mode	Modulation	Ch.	Freq. (MHz)	Level (dBuV/m)	Limit (dBuV/m)	Margin (dB)	Pol.	Peak Avg.	Result	Remark
26	802.11be EHT80	58	5383.84	46.75	54.00	-7.25	V	AVERAGE	Pass	Band Edge
	802.11be EHT80	58	-	-	-	-	-	-	-	Harmonic
27	802.11be EHT80	106	5459.62	48.06	54.00	-5.94	V	AVERAGE	Pass	Band Edge
	802.11be EHT80	106	-	-	-	-	-	-	-	Harmonic
28	802.11be EHT80	122	5457.90	42.40	54.00	-11.60	V	AVERAGE	Pass	Band Edge
	802.11be EHT80	122	-	-	-	-	-	-	-	Harmonic
29	802.11be EHT160	50	5403.72	46.60	54.00	-7.40	V	AVERAGE	Pass	Band Edge
	802.11be EHT160	50	-	-	-	-	-	-	-	Harmonic
30	802.11be EHT160	114	5458.90	48.75	54.00	-5.25	V	AVERAGE	Pass	Band Edge
	802.11be EHT160	114	16710.00	46.33	68.30	-21.97	V	Peak	Pass	Harmonic
31	802.11a	149	-	-	-	-	-	-	-	Band Edge
	802.11a	149	17235.00	47.49	68.30	-20.81	V	Peak	Pass	Harmonic
32	802.11a	157	-	-	-	-	-	-	-	Band Edge
	802.11a	157	17355.00	47.20	68.30	-21.10	H	Peak	Pass	Harmonic
33	802.11a	165	-	-	-	-	-	-	-	Band Edge
	802.11a	165	17475.00	46.63	68.30	-21.67	V	Peak	Pass	Harmonic
34	802.11be EHT20	149	5640.02	50.25	68.30	-18.05	V	PEAK	Pass	Band Edge
	802.11be EHT20	149	17235.00	47.21	68.30	-21.09	H	Peak	Pass	Harmonic
35	802.11be EHT20	157	-	-	-	-	-	-	-	Band Edge
	802.11be EHT20	157	17355.00	47.23	68.30	-21.07	V	Peak	Pass	Harmonic
36	802.11be EHT20	165	5925.50	51.34	68.30	-16.96	V	PEAK	Pass	Band Edge
	802.11be EHT20	165	17475.00	46.83	68.30	-21.47	V	Peak	Pass	Harmonic
37	802.11be EHT40	151	5649.29	52.83	68.30	-15.47	V	PEAK	Pass	Band Edge
	802.11be EHT40	151	-	-	-	-	-	-	-	Harmonic
38	802.11be EHT40	159	5934.66	52.86	68.30	-15.44	V	PEAK	Pass	Band Edge
	802.11be EHT40	159	-	-	-	-	-	-	-	Harmonic
39	802.11be EHT80	155	5650.23	61.60	68.47	-6.87	V	PEAK	Pass	Band Edge
	802.11be EHT80	155	17325.00	46.28	68.30	-22.02	H	Peak	Pass	Harmonic
40	802.11be EHT20	36	5048.60	40.23	54.00	-13.77	V	AVERAGE	Pass	Band Edge
	802.11be EHT20	36	-	-	-	-	-	-	-	Harmonic
41	802.11be EHT20	36	5101.16	40.23	54.00	-13.77	H	AVERAGE	Pass	Band Edge
	802.11be EHT20	36	-	-	-	-	-	-	-	Harmonic
42	802.11be EHT20	36	5053.46	40.35	54.00	-13.65	H	AVERAGE	Pass	Band Edge
	802.11be EHT20	36	-	-	-	-	-	-	-	Harmonic
43	802.11be EHT20	64	5386.78	39.11	54.00	-14.89	V	AVERAGE	Pass	Band Edge
	802.11be EHT20	64	-	-	-	-	-	-	-	Harmonic
44	802.11be EHT20	64	5351.64	39.00	54.00	-15.00	V	AVERAGE	Pass	Band Edge
	802.11be EHT20	64	-	-	-	-	-	-	-	Harmonic
45	802.11be EHT20	64	5350.52	39.23	54.00	-14.77	V	AVERAGE	Pass	Band Edge
	802.11be EHT20	64	-	-	-	-	-	-	-	Harmonic
46	802.11be EHT20	100	5436.55	39.08	54.00	-14.92	V	AVERAGE	Pass	Band Edge
	802.11be EHT20	100	-	-	-	-	-	-	-	Harmonic
47	802.11be EHT20	100	5433.85	39.23	54.00	-14.77	V	AVERAGE	Pass	Band Edge
	802.11be EHT20	100	-	-	-	-	-	-	-	Harmonic
48	802.11be EHT20	100	5418.85	39.59	54.00	-14.41	V	AVERAGE	Pass	Band Edge
	802.11be EHT20	100	-	-	-	-	-	-	-	Harmonic
49	802.11be EHT20	140	5733.54	50.03	68.30	-18.27	V	PEAK	Pass	Band Edge
	802.11be EHT20	140	-	-	-	-	-	-	-	Harmonic
50	802.11be EHT20	140	5761.30	49.99	68.30	-18.31	V	PEAK	Pass	Band Edge
	802.11be EHT20	140	-	-	-	-	-	-	-	Harmonic
51	802.11be EHT20	140	5728.80	50.98	68.30	-17.32	V	PEAK	Pass	Band Edge
	802.11be EHT20	140	-	-	-	-	-	-	-	Harmonic
52	802.11be EHT20	149	5607.25	49.12	68.30	-19.18	V	PEAK	Pass	Band Edge
	802.11be EHT20	149	-	-	-	-	-	-	-	Harmonic

Mode	Modulation	Ch.	Freq. (MHz)	Level (dBuV/m)	Limit (dBuV/m)	Margin (dB)	Pol.	Peak Avg.	Result	Remark
53	802.11be EHT20	149	5649.88	48.97	68.30	-19.33	V	PEAK	Pass	Band Edge
	802.11be EHT20	149	-	-	-	-	-	-	-	Harmonic
54	802.11be EHT20	149	5634.22	48.98	68.30	-19.32	H	PEAK	Pass	Band Edge
	802.11be EHT20	149	-	-	-	-	-	-	-	Harmonic
55	802.11be EHT20	165	5924.63	50.12	68.48	-18.36	V	PEAK	Pass	Band Edge
	802.11be EHT20	165	-	-	-	-	-	-	-	Harmonic
56	802.11be EHT20	165	5938.50	49.87	68.30	-18.43	V	PEAK	Pass	Band Edge
	802.11be EHT20	165	-	-	-	-	-	-	-	Harmonic
57	802.11be EHT20	165	5941.38	49.98	68.30	-18.32	H	PEAK	Pass	Band Edge
	802.11be EHT20	165	-	-	-	-	-	-	-	Harmonic
58	802.11be EHT20	36	5081.54	40.40	54.00	-13.60	V	AVERAGE	Pass	Band Edge
	802.11be EHT20	36	-	-	-	-	-	-	-	Harmonic
59	802.11be EHT20	36	5053.64	40.58	54.00	-13.42	V	AVERAGE	Pass	Band Edge
	802.11be EHT20	36	-	-	-	-	-	-	-	Harmonic
60	802.11be EHT20	64	5350.10	39.88	54.00	-14.12	H	AVERAGE	Pass	Band Edge
	802.11be EHT20	64	-	-	-	-	-	-	-	Harmonic
61	802.11be EHT20	64	5363.54	39.31	54.00	-14.69	V	AVERAGE	Pass	Band Edge
	802.11be EHT20	64	-	-	-	-	-	-	-	Harmonic
62	802.11be EHT20	100	5433.85	39.09	54.00	-14.91	V	AVERAGE	Pass	Band Edge
	802.11be EHT20	100	-	-	-	-	-	-	-	Harmonic
63	802.11be EHT20	100	5455.75	39.00	54.00	-15.00	V	AVERAGE	Pass	Band Edge
	802.11be EHT20	100	-	-	-	-	-	-	-	Harmonic
64	802.11be EHT20	140	5752.13	49.66	68.30	-18.64	H	PEAK	Pass	Band Edge
	802.11be EHT20	140	-	-	-	-	-	-	-	Harmonic
65	802.11be EHT20	140	5750.38	49.71	68.30	-18.59	V	PEAK	Pass	Band Edge
	802.11be EHT20	140	-	-	-	-	-	-	-	Harmonic
66	802.11be EHT20	149	5643.65	48.52	68.30	-19.78	V	PEAK	Pass	Band Edge
	802.11be EHT20	149	-	-	-	-	-	-	-	Harmonic
67	802.11be EHT20	149	5633.35	48.70	68.30	-19.60	H	PEAK	Pass	Band Edge
	802.11be EHT20	149	-	-	-	-	-	-	-	Harmonic
68	802.11be EHT20	165	5932.50	50.31	68.30	-17.99	H	PEAK	Pass	Band Edge
	802.11be EHT20	165	-	-	-	-	-	-	-	Harmonic
69	802.11be EHT20	165	5925.13	50.67	68.30	-17.63	V	PEAK	Pass	Band Edge
	802.11be EHT20	165	-	-	-	-	-	-	-	Harmonic
70	802.11be EHT80	42	5149.94	45.00	54.00	-9.00	V	AVERAGE	Pass	Band Edge
	802.11be EHT80	42	-	-	-	-	-	-	-	Harmonic
71	802.11be EHT80	58	5357.83	46.88	54.00	-7.12	V	AVERAGE	Pass	Band Edge
	802.11be EHT80	58	-	-	-	-	-	-	-	Harmonic
72	802.11be EHT80	106	5453.68	47.16	54.00	-6.84	V	AVERAGE	Pass	Band Edge
	802.11be EHT80	106	-	-	-	-	-	-	-	Harmonic
73	802.11be EHT160	50	5146.00	48.50	54.00	-5.50	V	AVERAGE	Pass	Band Edge
	802.11be EHT160	50	-	-	-	-	-	-	-	Harmonic
74	802.11be EHT160	50	5116.25	48.20	54.00	-5.80	V	AVERAGE	Pass	Band Edge
	802.11be EHT160	50	-	-	-	-	-	-	-	Harmonic
75	802.11be EHT160	114	5456.04	44.91	54.00	-7.09	V	AVERAGE	Pass	Band Edge
	802.11be EHT160	114	-	-	-	-	-	-	-	Harmonic
76	802.11be EHT160	114	5413.80	46.78	54.00	-7.22	V	AVERAGE	Pass	Band Edge
	802.11be EHT160	114	-	-	-	-	-	-	-	Harmonic
77	802.11be EHT80	155	5652.15	54.49	69.89	-15.40	V	PEAK	Pass	Band Edge
	802.11be EHT80	155	-	-	-	-	-	-	-	Harmonic
78	802.11be EHT80	42	5149.31	46.87	54.00	-7.13	V	AVERAGE	Pass	Band Edge
	802.11be EHT80	42	-	-	-	-	-	-	-	Harmonic
79	802.11be EHT80	58	5354.77	42.20	54.00	-11.80	V	AVERAGE	Pass	Band Edge
	802.11be EHT80	58	-	-	-	-	-	-	-	Harmonic

Mode	Modulation	Ch.	Freq. (MHz)	Level (dBuV/m)	Limit (dBuV/m)	Margin (dB)	Pol.	Peak Avg.	Result	Remark
80	802.11be EHT80	106	5454.94	43.59	54.00	-10.41	V	AVERAGE	Pass	Band Edge
	802.11be EHT80	106	-	-	-	-	-	-	-	Harmonic
81	802.11be EHT160	50	5350.80	48.77	54.00	-5.53	V	AVERAGE	Pass	Band Edge
	802.11be EHT160	50	-	-	-	-	-	-	-	Harmonic
82	802.11be EHT160	114	5415.56	46.43	54.00	-7.57	V	AVERAGE	Pass	Band Edge
	802.11be EHT160	114	-	-	-	-	-	-	-	Harmonic
83	802.11be EHT80	155	5931.80	58.28	68.30	-10.02	V	PEAK	Pass	Band Edge
	802.11be EHT80	155	-	-	-	-	-	-	-	Harmonic
84	802.11be EHT160	114	934.74	32.49	46.00	-13.51	V	Peak	Pass	LF
85	802.11be EHT80 LF	155	867.11	31.40	46.00	-14.60	V	Peak	Pass	LF
89	802.11be EHT20	40	5052.60	40.44	54.00	-13.56	V	AVERAGE	Pass	Band Edge
	802.11be EHT20	40	-	-	-	-	-	-	-	Harmonic
90	802.11be EHT20	104	5459.48	41.21	54.00	-12.79	V	AVERAGE	Pass	Band Edge
	802.11be EHT20	104	-	-	-	-	-	-	-	Harmonic
91	802.11be EHT20	136	5737.63	51.44	68.30	-16.86	V	PEAK	Pass	Band Edge
	802.11be EHT20	136	-	-	-	-	-	-	-	Harmonic
92	802.11be EHT40	126	5456.12	39.78	54.00	-14.22	V	AVERAGE	Pass	Band Edge
	802.11be EHT40	126	-	-	-	-	-	-	-	Harmonic

Mode	1	
	Harmonic	
	U-NII-1_5.15-5.25_802.11a_CH36_5180MHz	
ANT	CDD 9+15	
Pol.	Horizontal	Vertical
Peak Avg	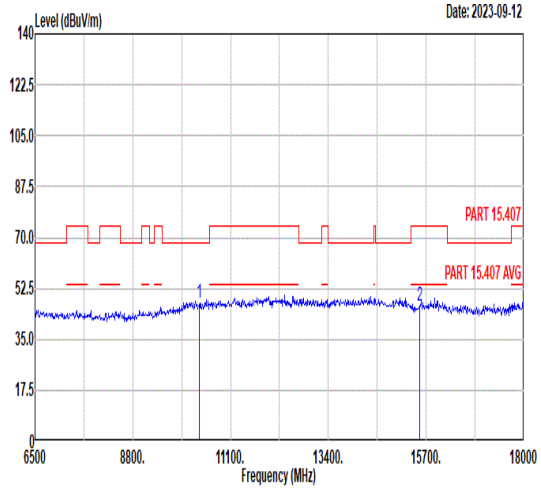 Freq Level Limit Line Margin Read Level Ant Factor Cable Loss Preamp Factor APos TPos Remark MHz dBuV/m dBuV/m dB dBuV dB/m dB dB cm deg 1 10360.00 47.59 68.30 -20.71 58.24 37.62 10.73 59.00 -- -- Peak 2 15540.00 46.34 74.00 -27.66 52.00 40.56 12.72 58.94 -- -- Peak	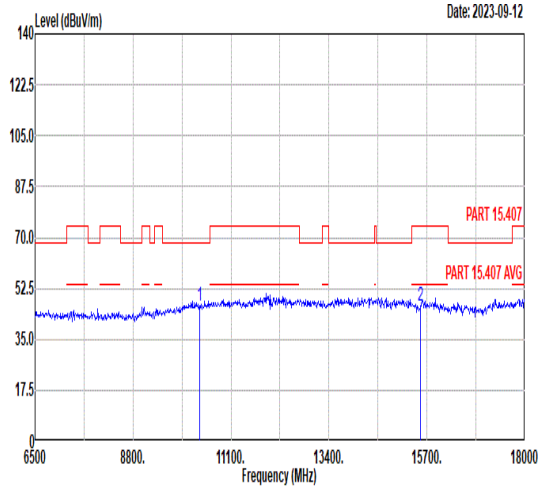 Freq Level Limit Line Margin Read Level Ant Factor Cable Loss Preamp Factor APos TPos Remark MHz dBuV/m dBuV/m dB dBuV dB/m dB dB cm deg 1 10360.00 46.28 68.30 -22.02 56.93 37.62 10.73 59.00 -- -- Peak 2 15540.00 46.26 74.00 -27.74 51.92 40.56 12.72 58.94 -- -- Peak

Mode	2	
	Harmonic	
	U-NII-1_5.15-5.25_802.11a_CH44_5220MHz	
ANT	CDD 9+15	
Pol.	Horizontal	Vertical
Peak Avg	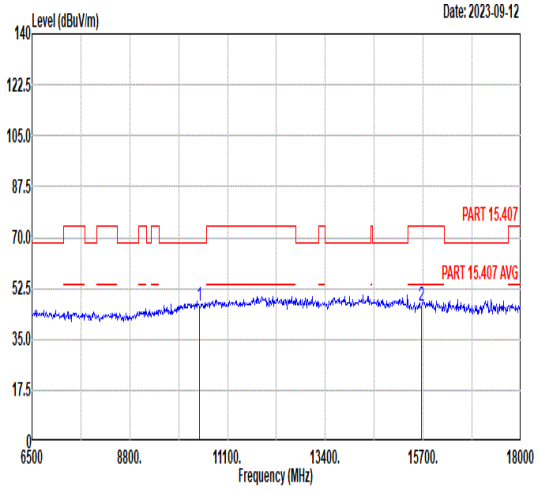 Freq Level Limit Line Margin Read Level Ant Factor Cable Loss Preamp Factor APos TPos Remark MHz dBuV/m dBuV/m dB dBuV dB/m dB dB cm deg 1 10440.00 46.31 68.30 -21.99 56.77 37.66 10.79 58.91 -- -- Peak 2 15660.00 46.70 74.00 -27.30 52.44 40.60 12.72 59.06 -- -- Peak	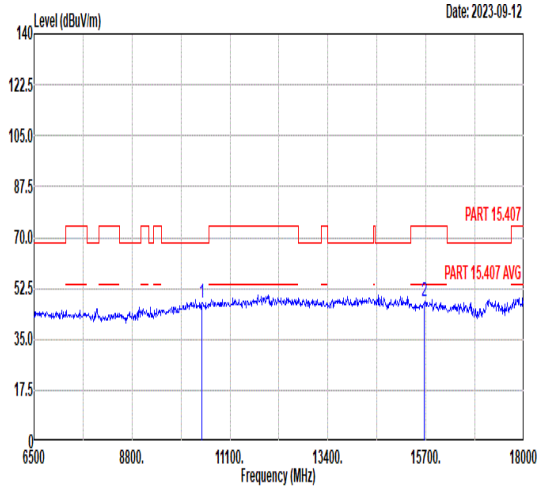 Freq Level Limit Line Margin Read Level Ant Factor Cable Loss Preamp Factor APos TPos Remark MHz dBuV/m dBuV/m dB dBuV dB/m dB dB cm deg 1 10440.00 47.76 68.30 -20.54 58.22 37.66 10.79 58.91 -- -- Peak 2 15660.00 47.88 74.00 -26.12 53.62 40.60 12.72 59.06 -- -- Peak

Mode	3	
	Harmonic	
	U-NII-1_5.15-5.25_802.11a_CH48_5240MHz	
ANT	CDD 9+15	
Pol.	Horizontal	Vertical
Peak Avg	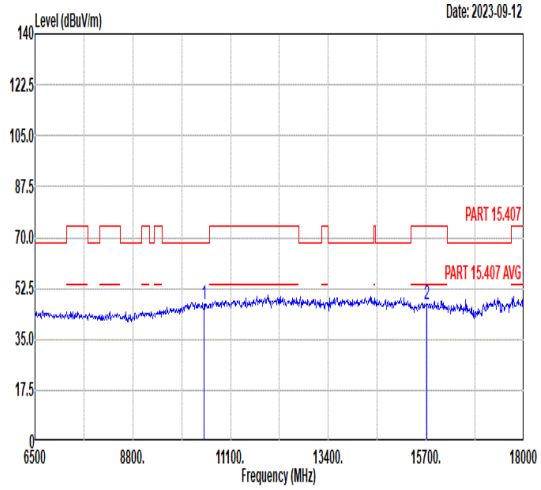 Freq Level Limit Line Margin Read Level Ant Factor Cable Loss Preamp Factor APos TPos Remark MHz dBuV/m dBuV/m dB dBuV dB/m dB dB cm deg 1 10480.00 47.09 68.30 -21.21 57.45 37.69 10.82 58.87 -- -- Peak 2 15720.00 47.11 74.00 -26.89 52.90 40.62 12.71 59.12 -- -- Peak	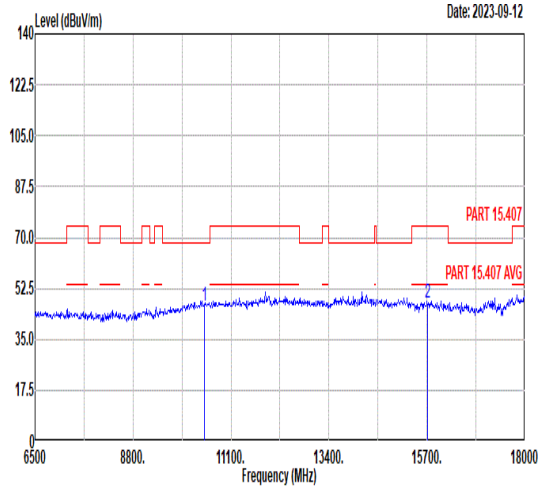 Freq Level Limit Line Margin Read Level Ant Factor Cable Loss Preamp Factor APos TPos Remark MHz dBuV/m dBuV/m dB dBuV dB/m dB dB cm deg 1 10480.00 46.60 68.30 -21.70 56.96 37.69 10.82 58.87 -- -- Peak 2 15720.00 47.42 74.00 -26.58 53.21 40.62 12.71 59.12 -- -- Peak

Mode	4	
	Harmonic	
	U-NII-2A_5.25-5.35_802.11a_CH52_5260MHz	
ANT	CDD 9+15	
Pol.	Horizontal	Vertical
Peak Avg	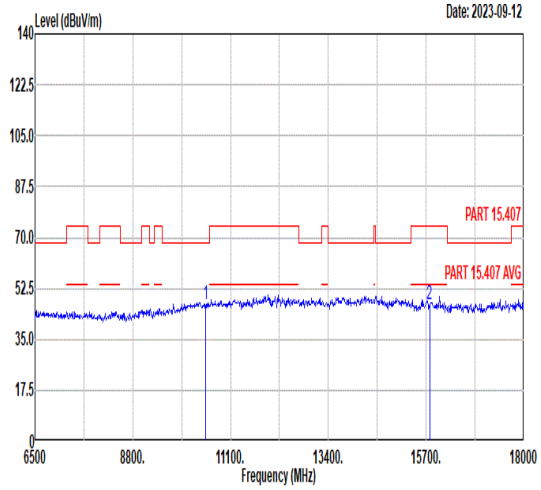 Freq Level Limit Line Margin Read Level Ant Factor Cable Loss Preamp Factor APos TPos Remark MHz dBuV/m dBuV/m dB dBuV dB/m dB dB cm deg 1 10520.00 46.95 68.30 -21.35 57.21 37.71 10.85 58.82 -- -- Peak 2 15780.00 46.93 74.00 -27.07 52.77 40.63 12.71 59.18 -- -- Peak	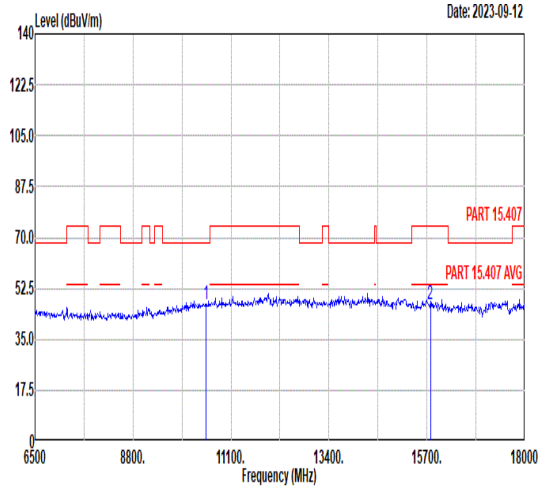 Freq Level Limit Line Margin Read Level Ant Factor Cable Loss Preamp Factor APos TPos Remark MHz dBuV/m dBuV/m dB dBuV dB/m dB dB cm deg 1 10520.00 46.99 68.30 -21.31 57.25 37.71 10.85 58.82 -- -- Peak 2 15780.00 47.17 74.00 -26.83 53.01 40.63 12.71 59.18 -- -- Peak

Mode	5	
	Harmonic	
	U-NII-2A_5.25-5.35_802.11a_CH60_5300MHz	
ANT	CDD 9+15	
Pol.	Horizontal	Vertical
Peak Avg	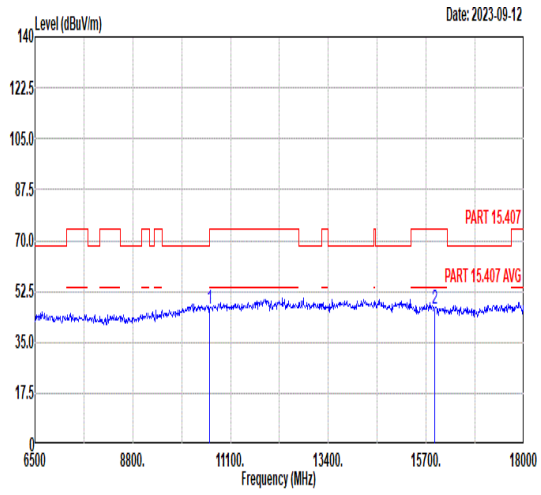 Freq Level Limit Line Margin Read Level Ant Factor Cable Loss Preamp Factor APos TPos Remark MHz dBuV/m dBuV/m dB dBuV dB/m dB dB cm deg 1 10600.00 46.63 74.00 -27.37 56.67 37.78 10.91 58.73 -- -- Peak 2 15900.00 46.72 74.00 -27.28 52.64 40.67 12.71 59.30 -- -- Peak	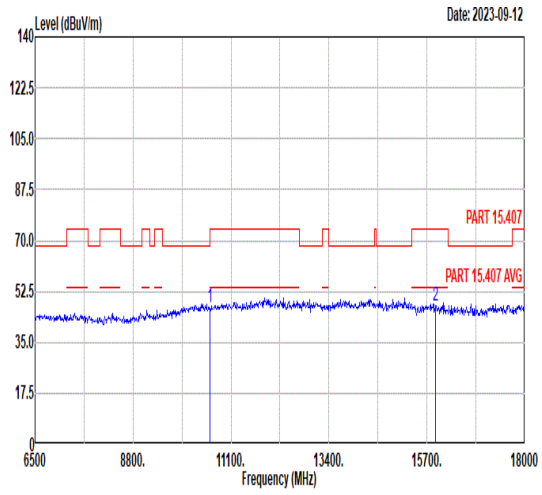 Freq Level Limit Line Margin Read Level Ant Factor Cable Loss Preamp Factor APos TPos Remark MHz dBuV/m dBuV/m dB dBuV dB/m dB dB cm deg 1 10600.00 47.05 74.00 -26.95 57.09 37.78 10.91 58.73 -- -- Peak 2 15900.00 47.77 74.00 -26.23 53.69 40.67 12.71 59.30 -- -- Peak

Mode	6	
	Harmonic	
	U-NII-2A_5.25-5.35_802.11a_CH64_5320MHz	
ANT	CDD 9+15	
Pol.	Horizontal	Vertical
Peak Avg	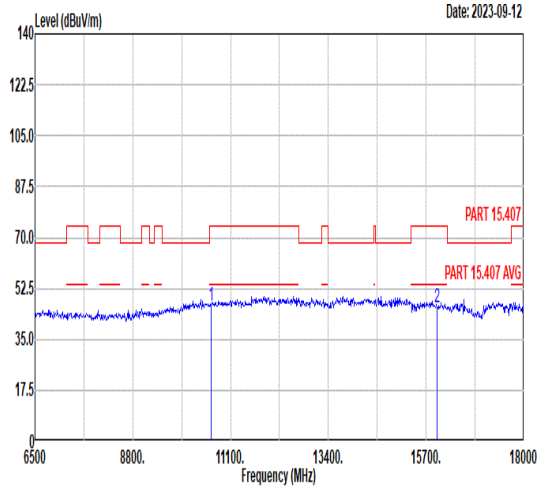 Freq Level Limit Line Margin Read Level Ant Factor Cable Loss Preamp Factor APos TPos Remark MHz dBuV/m dBuV/m dB dBuV dB/m dB dB cm deg 1 10640.00 46.67 74.00 -27.33 56.61 37.81 10.94 58.69 -- -- Peak 2 15960.00 45.82 74.00 -28.18 51.80 40.69 12.70 59.37 -- -- Peak	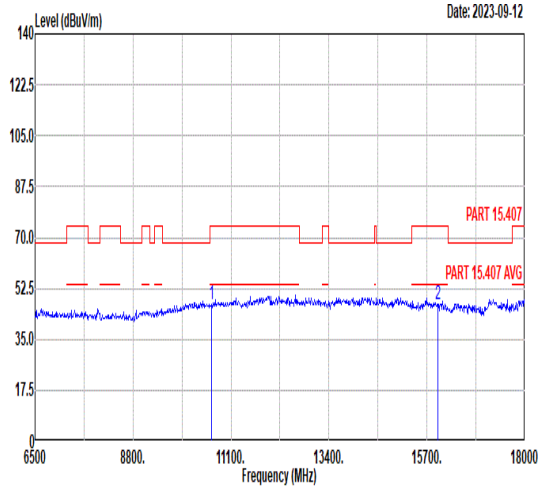 Freq Level Limit Line Margin Read Level Ant Factor Cable Loss Preamp Factor APos TPos Remark MHz dBuV/m dBuV/m dB dBuV dB/m dB dB cm deg 1 10640.00 47.17 74.00 -26.83 57.11 37.81 10.94 58.69 -- -- Peak 2 15960.00 47.23 74.00 -26.77 53.21 40.69 12.70 59.37 -- -- Peak

Mode	7	
	Harmonic	
	U-NII-2C_5.47-5.725_802.11a_CH100_5500MHz	
ANT	CDD 9+15	
Pol.	Horizontal	Vertical
Peak Avg	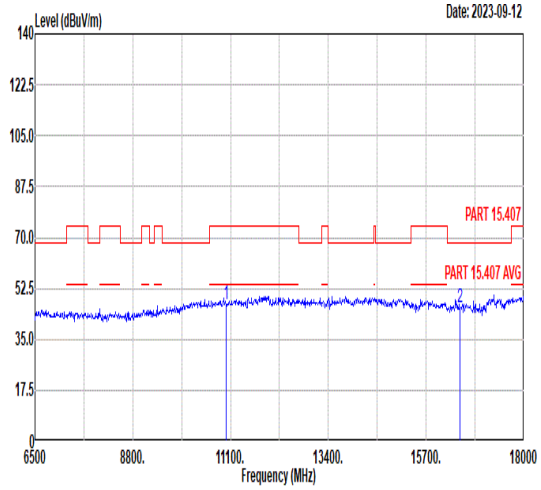 Freq Level Limit Line Margin Read Level Ant Factor Cable Loss Preamp Factor APos TPos Remark MHz dBuV/m dBuV/m dB dBuV dB/m dB dB cm deg 1 11000.00 47.16 74.00 -26.84 56.15 38.10 11.21 58.30 -- -- Peak 2 16500.00 46.21 68.30 -22.09 51.20 40.95 12.91 58.85 -- -- Peak	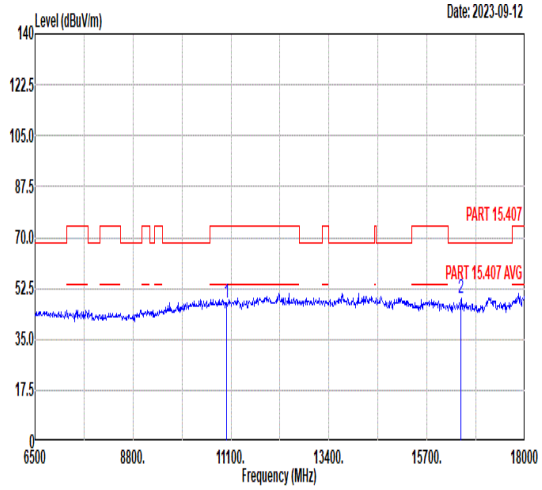 Freq Level Limit Line Margin Read Level Ant Factor Cable Loss Preamp Factor APos TPos Remark MHz dBuV/m dBuV/m dB dBuV dB/m dB dB cm deg 1 11000.00 47.72 74.00 -26.28 56.71 38.10 11.21 58.30 -- -- Peak 2 16500.00 48.96 68.30 -19.34 53.95 40.95 12.91 58.85 -- -- Peak

Mode	8	
	Harmonic	
	U-NII-2C_5.47-5.725_802.11a_CH116_5580MHz	
ANT	CDD 9+15	
Pol.	Horizontal	Vertical
Peak Avg	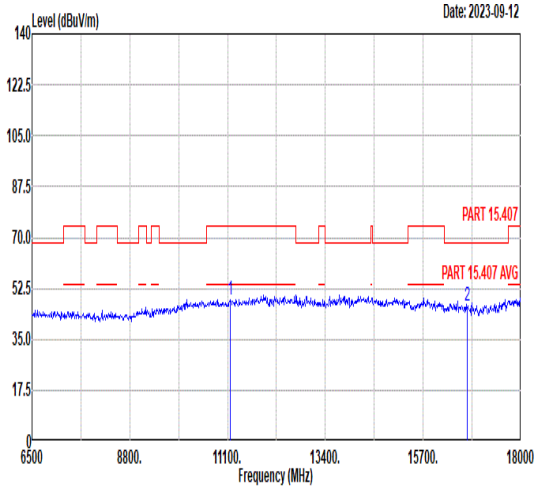 Freq Level Limit Line Margin Read Level Ant Factor Cable Loss Preamp Factor APos TPos Remark MHz dBuV/m dBuV/m dB dBuV dB/m dB dB cm deg 1 11160.00 48.84 74.00 -25.16 57.41 38.26 11.29 58.12 -- -- Peak 2 16740.00 46.41 68.30 -21.89 50.91 41.07 13.01 58.58 -- -- Peak	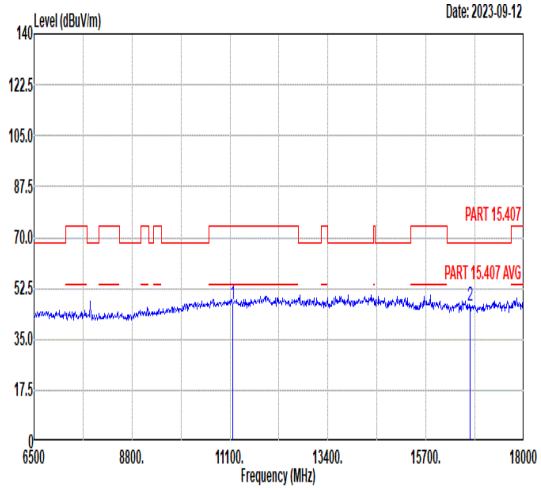 Freq Level Limit Line Margin Read Level Ant Factor Cable Loss Preamp Factor APos TPos Remark MHz dBuV/m dBuV/m dB dBuV dB/m dB dB cm deg 1 11160.00 47.12 74.00 -26.88 55.69 38.26 11.29 58.12 -- -- Peak 2 16740.00 46.26 68.30 -22.04 50.76 41.07 13.01 58.58 -- -- Peak

Mode	9	
	Harmonic	
	U-NII-2C_5.47-5.725_802.11a_CH140_5700MHz	
ANT	CDD 9+15	
Pol.	Horizontal	Vertical
Peak Avg	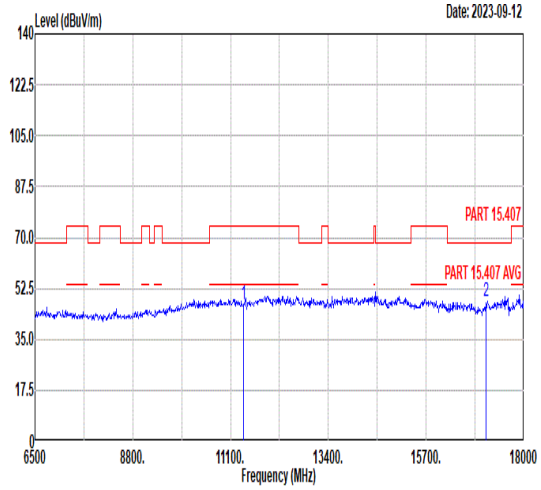 Freq Level Limit Line Margin Read Level Ant Factor Cable Loss Preamp Factor APos TPos Remark MHz dBuV/m dBuV/m dB dBuV dB/m dB dB cm deg 1 11400.00 46.87 74.00 -27.13 54.82 38.50 11.41 57.86 -- -- Peak 2 17100.00 48.19 68.30 -20.11 51.97 41.24 13.14 58.16 -- -- Peak	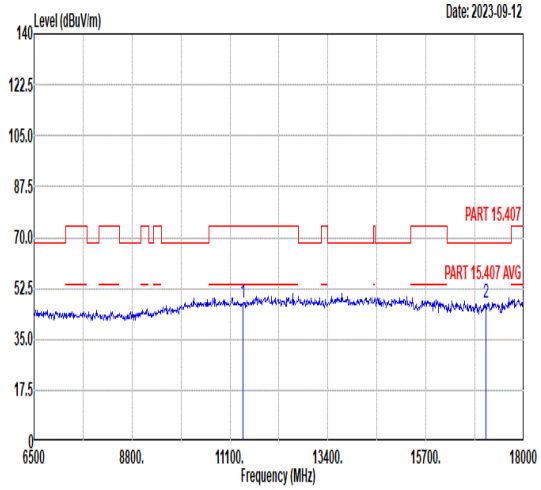 Freq Level Limit Line Margin Read Level Ant Factor Cable Loss Preamp Factor APos TPos Remark MHz dBuV/m dBuV/m dB dBuV dB/m dB dB cm deg 1 11400.00 47.73 74.00 -26.27 55.68 38.50 11.41 57.86 -- -- Peak 2 17100.00 47.43 68.30 -20.87 51.21 41.24 13.14 58.16 -- -- Peak

Mode	10	
	Band Edge	
	U-NII-1_5.15-5.25_802.11be EHT20_CH36_Full_5180MHz	
ANT	CDD 9+15	
Pol.	Horizontal	Fundamental
Peak	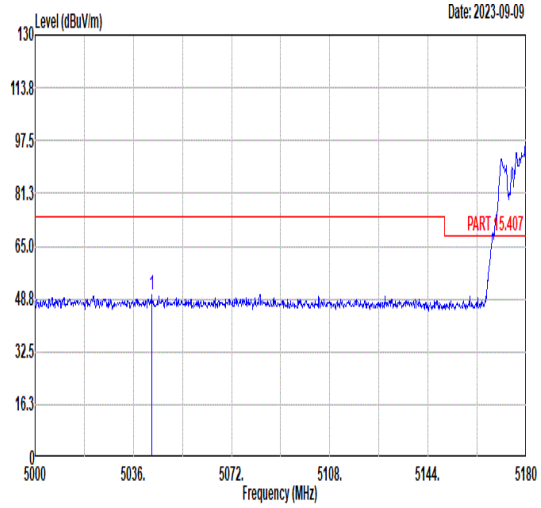 Freq Level Limit Line Margin Read Level Ant Factor Cable Loss Preamp Factor APos TPos Remark MHz dBuV/m dBuV/m dB dBuV dB/m dB dB cm deg 1 5042.66 50.23 74.00 -23.77 40.47 34.58 7.85 32.67 300 48 PEAK	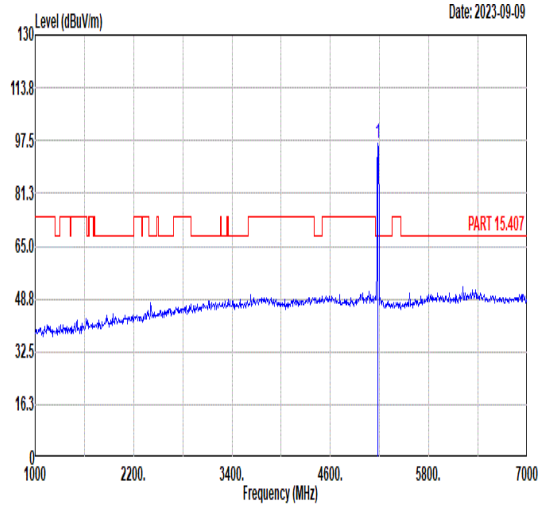 Freq Level Limit Line Margin Read Level Ant Factor Cable Loss Preamp Factor APos TPos Remark MHz dBuV/m dBuV/m dB dBuV dB/m dB dB cm deg 1 5180.00 96.85 ------ ------ 87.28 34.53 7.94 32.90 300 48 PEAK
Avg	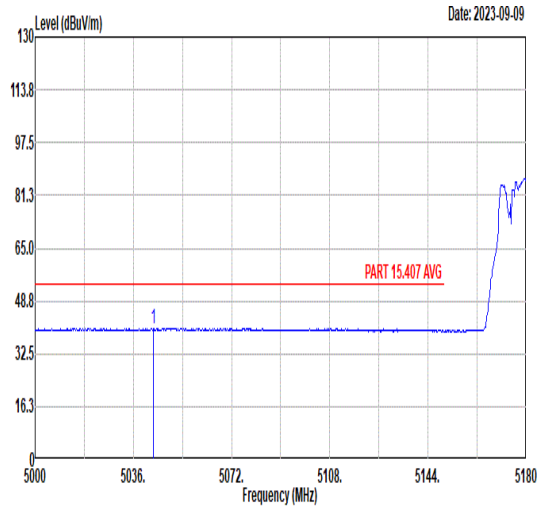 Freq Level Limit Line Margin Read Level Ant Factor Cable Loss Preamp Factor APos TPos Remark MHz dBuV/m dBuV/m dB dBuV dB/m dB dB cm deg 1 5043.38 40.38 54.00 -13.62 30.62 34.58 7.85 32.67 300 48 AVERAGE	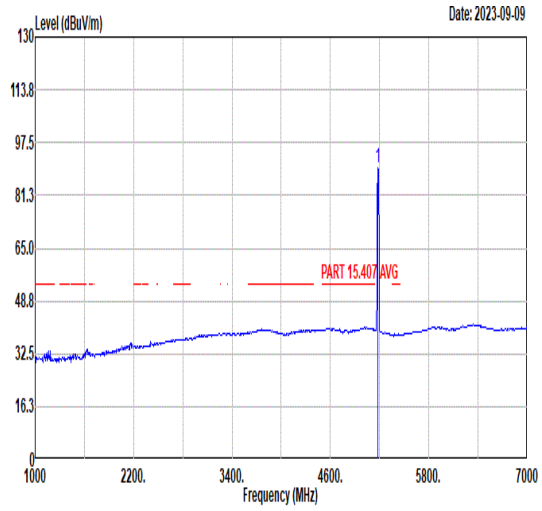 Freq Level Limit Line Margin Read Level Ant Factor Cable Loss Preamp Factor APos TPos Remark MHz dBuV/m dBuV/m dB dBuV dB/m dB dB cm deg 1 5180.00 89.66 ------ ------ 80.09 34.53 7.94 32.90 300 48 AVERAGE

Mode	10	
	Band Edge	
	U-NII-1_5.15-5.25_802.11be EHT20_CH36_Full_5180MHz	
ANT	CDD 9+15	
Pol.	Vertical	Fundamental
Peak	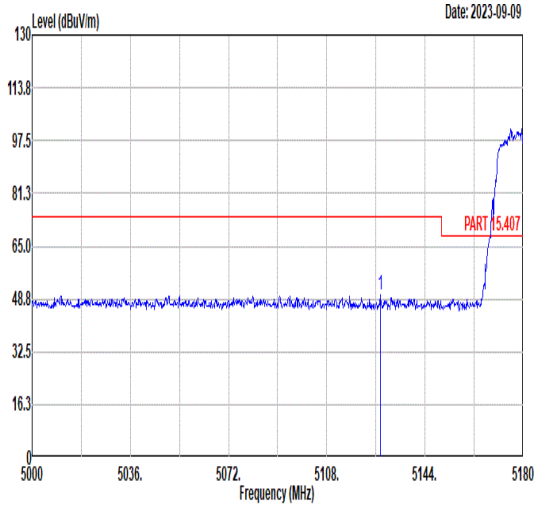 Freq Level Limit Line Margin Read Level Ant Factor Cable Loss Preamp Factor APos TPos Remark MHz dBuV/m dBuV/m dB dBuV dB/m dB dB cm deg 1 5127.62 50.00 74.00 -24.00 40.36 34.55 7.90 32.81 300 45 PEAK	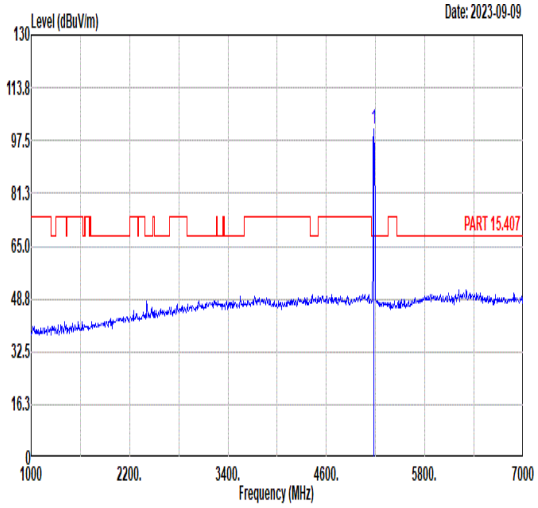 Freq Level Limit Line Margin Read Level Ant Factor Cable Loss Preamp Factor APos TPos Remark MHz dBuV/m dBuV/m dB dBuV dB/m dB dB cm deg 1 5180.00 101.02 ------ ------ 91.44 34.53 7.94 32.89 300 45 PEAK
Avg	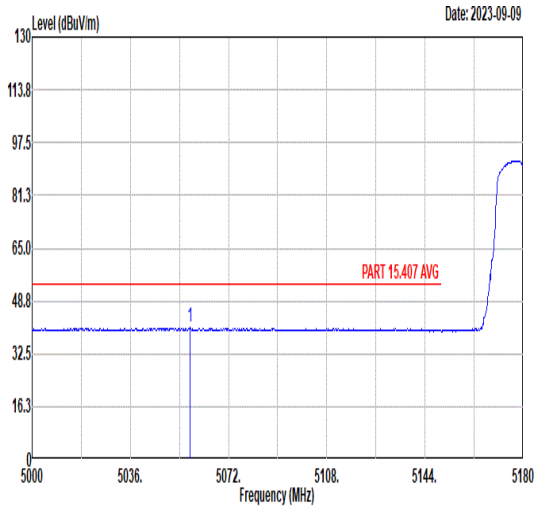 Freq Level Limit Line Margin Read Level Ant Factor Cable Loss Preamp Factor APos TPos Remark MHz dBuV/m dBuV/m dB dBuV dB/m dB dB cm deg 1 5057.96 40.56 54.00 -13.44 30.82 34.58 7.86 32.70 300 45 AVERAGE	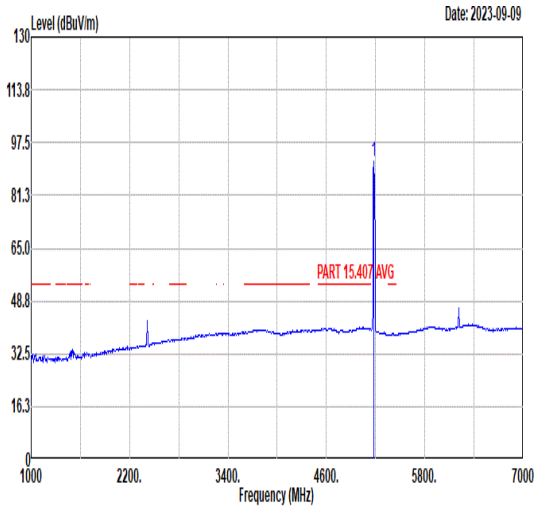 Freq Level Limit Line Margin Read Level Ant Factor Cable Loss Preamp Factor APos TPos Remark MHz dBuV/m dBuV/m dB dBuV dB/m dB dB cm deg 1 5180.00 91.62 ------ ------ 82.04 34.53 7.94 32.89 300 45 AVERAGE

Mode	10	
	Harmonic	
	U-NII-1_5.15-5.25_802.11be EHT20_CH36_Full_5180MHz	
ANT	CDD 9+15	
Pol.	Horizontal	Vertical
Peak Avg	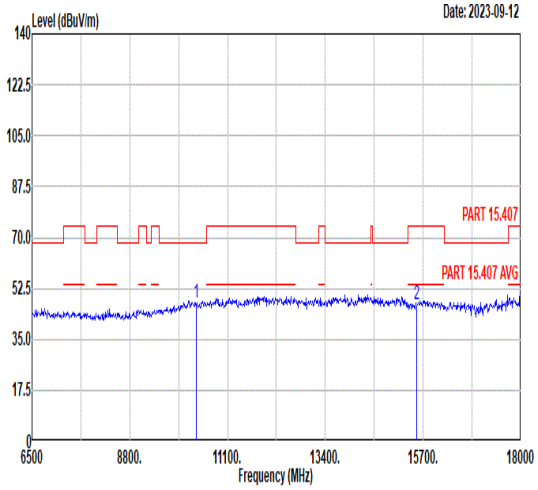 Freq Level Limit Line Margin Read Level Ant Factor Cable Loss Preamp Factor APos TPos Remark MHz dBuV/m dBuV/m dB dBuV dB/m dB dB cm deg 1 10360.00 47.68 68.30 -20.62 58.33 37.62 10.73 59.00 -- -- Peak 2 15540.00 47.08 74.00 -26.92 52.74 40.56 12.72 58.94 -- -- Peak	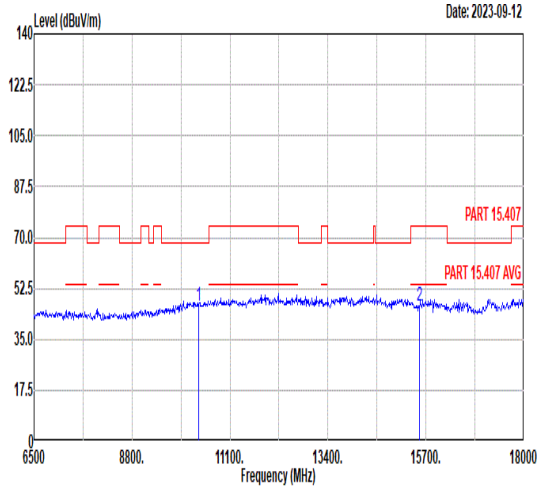 Freq Level Limit Line Margin Read Level Ant Factor Cable Loss Preamp Factor APos TPos Remark MHz dBuV/m dBuV/m dB dBuV dB/m dB dB cm deg 1 10360.00 46.62 68.30 -21.68 57.27 37.62 10.73 59.00 -- -- Peak 2 15540.00 46.69 74.00 -27.31 52.35 40.56 12.72 58.94 -- -- Peak

Mode	11	
	Harmonic	
	U-NII-1_5.15-5.25_802.11be EHT20_CH44_Full_5220MHz	
ANT	CDD 9+15	
Pol.	Horizontal	Vertical
Peak Avg	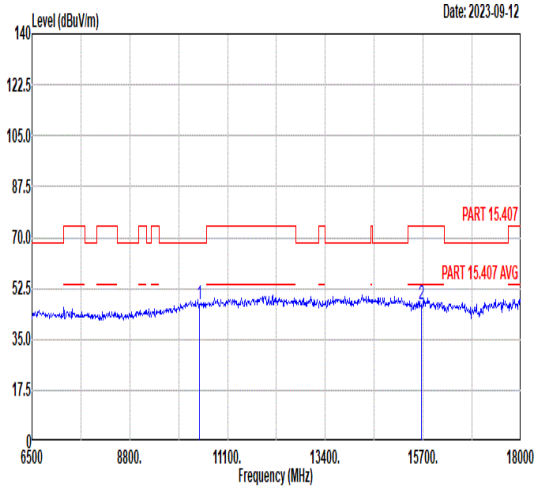 Freq Level Limit Line Margin Read Level Ant Factor Cable Loss Preamp Factor APos TPos Remark MHz dBuV/m dBuV/m dB dBuV dB/m dB dB cm deg 1 10440.00 47.15 68.30 -21.15 57.61 37.66 10.79 58.91 -- -- Peak 2 15660.00 46.95 74.00 -27.05 52.69 40.60 12.72 59.06 -- -- Peak	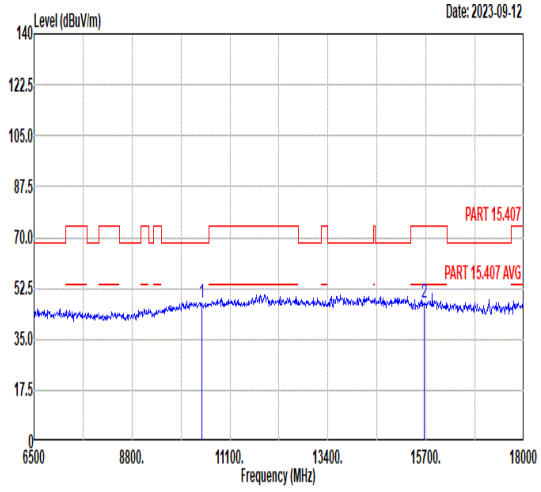 Freq Level Limit Line Margin Read Level Ant Factor Cable Loss Preamp Factor APos TPos Remark MHz dBuV/m dBuV/m dB dBuV dB/m dB dB cm deg 1 10440.00 47.56 68.30 -20.74 58.02 37.66 10.79 58.91 -- -- Peak 2 15660.00 47.69 74.00 -26.31 53.43 40.60 12.72 59.06 -- -- Peak

Mode	12	
	Band Edge - L	
	U-NII-1_5.15-5.25_802.11be EHT20_CH48_Full_5240MHz	
ANT	CDD 9+15	
Pol.	Horizontal	Fundamental
Peak	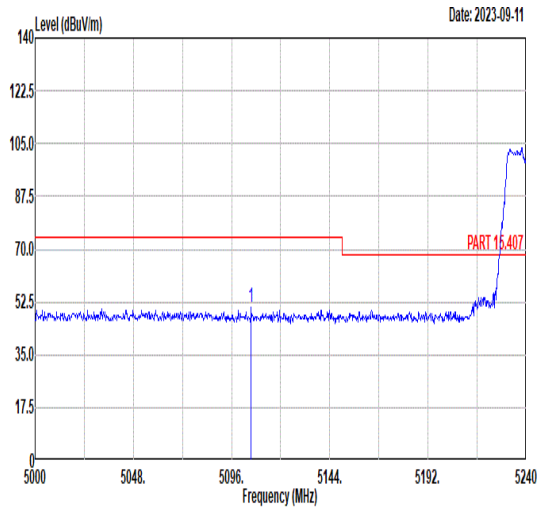 Freq Level Limit Line Margin Read Level Ant Factor Cable Loss Preamp Factor APos TPos Remark MHz dBuV/m dBuV/m dB dBuV dB/m dB dB cm deg 1 5105.60 50.86 74.00 -23.14 41.18 34.56 7.89 32.77 300 137 PEAK	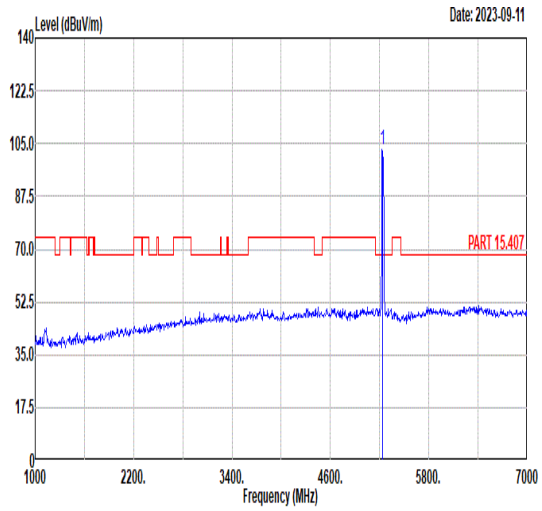 Freq Level Limit Line Margin Read Level Ant Factor Cable Loss Preamp Factor APos TPos Remark MHz dBuV/m dBuV/m dB dBuV dB/m dB dB cm deg 1 5240.00 103.17 ------ ------ 93.63 34.51 8.01 32.98 300 137 PEAK
Avg	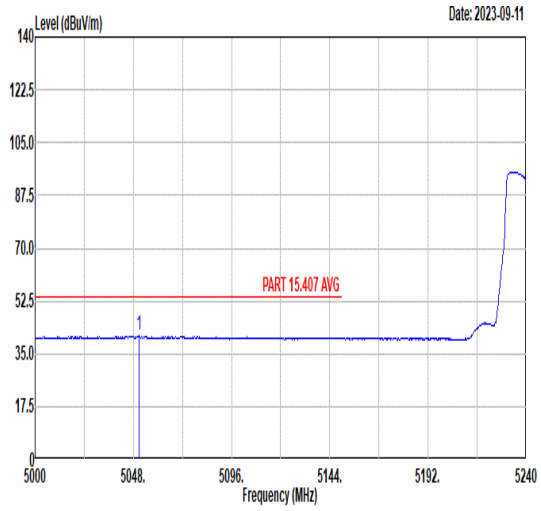 Freq Level Limit Line Margin Read Level Ant Factor Cable Loss Preamp Factor APos TPos Remark MHz dBuV/m dBuV/m dB dBuV dB/m dB dB cm deg 1 5050.64 40.97 54.00 -13.03 31.23 34.58 7.85 32.69 300 137 AVERAGE	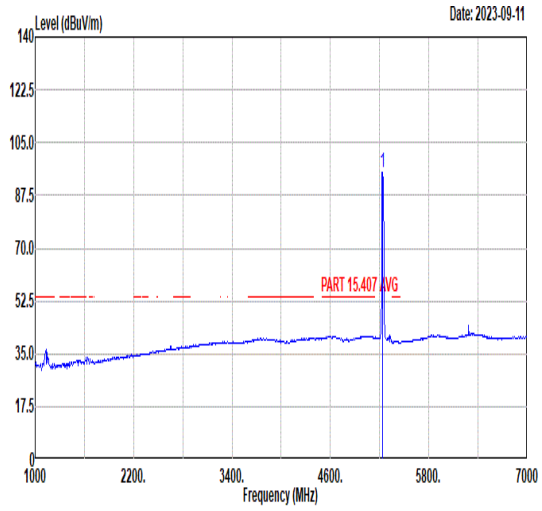 Freq Level Limit Line Margin Read Level Ant Factor Cable Loss Preamp Factor APos TPos Remark MHz dBuV/m dBuV/m dB dBuV dB/m dB dB cm deg 1 5240.00 95.02 ------ ------ 85.48 34.51 8.02 32.99 300 137 AVERAGE

Mode	12	
	Band Edge - R	
	U-NII-1_5.15-5.25_802.11be EHT20_CH48_Full_5240MHz	
ANT	CDD 9+15	
Pol.	Horizontal	Fundamental
Peak	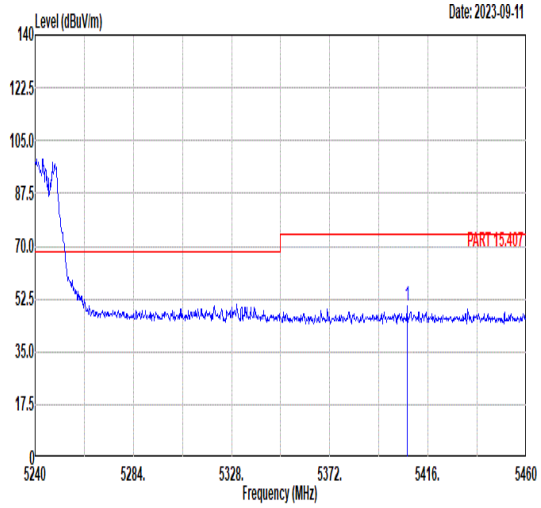 Freq Level Limit Line Margin Read Level Ant Factor Cable Loss Preamp Factor APos TPos Remark MHz dBuV/m dBuV/m dB dBuV dB/m dB dB cm deg 1 5406.54 50.04 74.00 -23.96 40.38 34.44 8.48 33.26 300 137 PEAK	Blank
Avg	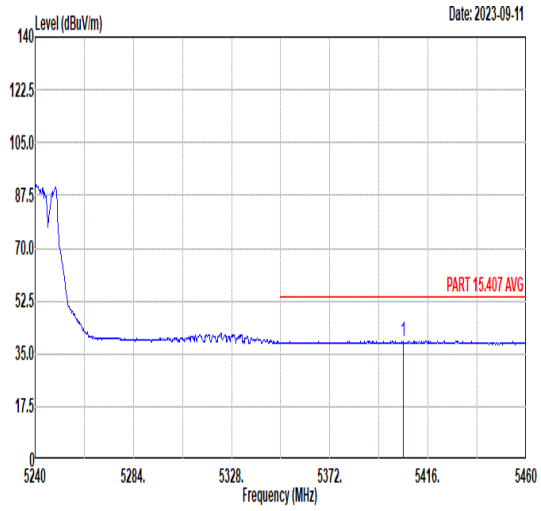 Freq Level Limit Line Margin Read Level Ant Factor Cable Loss Preamp Factor APos TPos Remark MHz dBuV/m dBuV/m dB dBuV dB/m dB dB cm deg 1 5404.78 39.20 54.00 -14.80 29.55 34.44 8.47 33.26 300 137 AVERAGE	Blank

Mode	12	
	Band Edge - L	
	U-NII-1_5.15-5.25_802.11be EHT20_CH48_Full_5240MHz	
ANT	CDD 9+15	
Pol.	Vertical	Fundamental
Peak	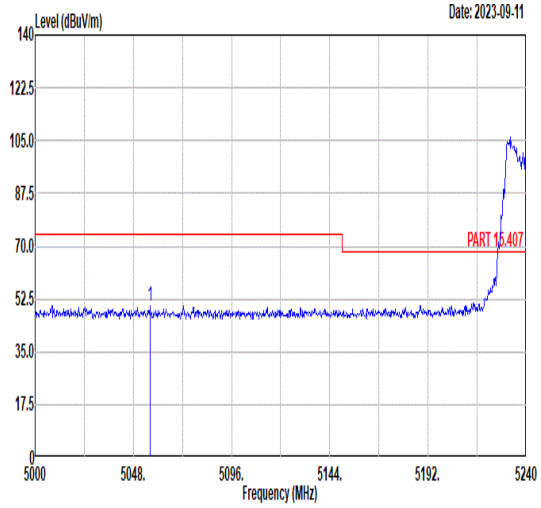 Freq Level Limit Line Margin Read Level Ant Factor Cable Loss Preamp Factor APos TPos Remark MHz dBuV/m dBuV/m dB dBuV dB/m dB dB cm deg 1 5056.16 50.26 74.00 -23.74 40.51 34.58 7.86 32.69 200 347 PEAK	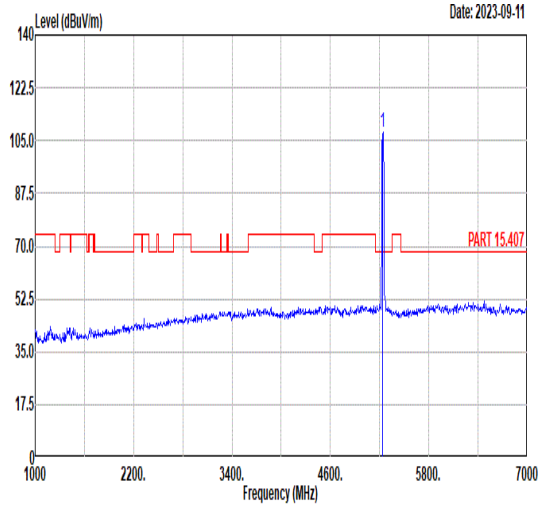 Freq Level Limit Line Margin Read Level Ant Factor Cable Loss Preamp Factor APos TPos Remark MHz dBuV/m dBuV/m dB dBuV dB/m dB dB cm deg 1 5240.00 107.78 ------ ------ 98.22 34.50 8.06 33.00 200 347 PEAK
Avg	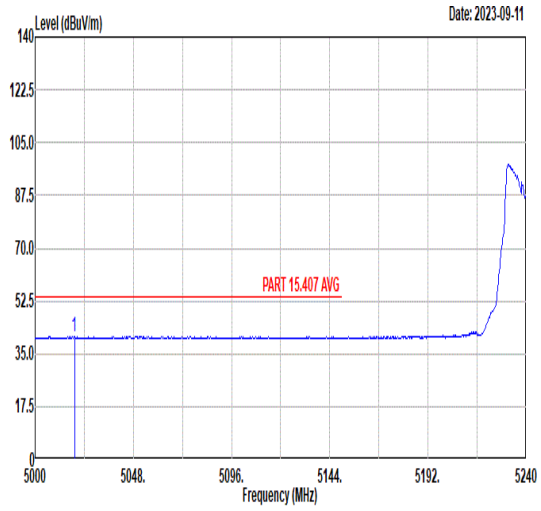 Freq Level Limit Line Margin Read Level Ant Factor Cable Loss Preamp Factor APos TPos Remark MHz dBuV/m dBuV/m dB dBuV dB/m dB dB cm deg 1 5019.20 40.84 54.00 -13.16 31.05 34.59 7.83 32.63 200 347 AVERAGE	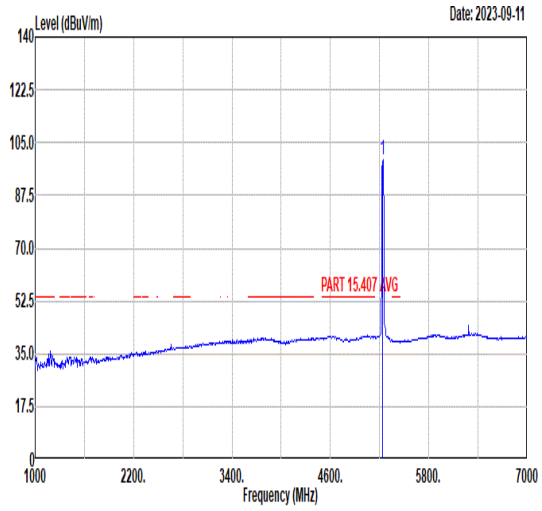 Freq Level Limit Line Margin Read Level Ant Factor Cable Loss Preamp Factor APos TPos Remark MHz dBuV/m dBuV/m dB dBuV dB/m dB dB cm deg 1 5240.00 99.11 ------ ------ 89.55 34.50 8.06 33.00 200 347 AVERAGE

Mode	12	
	Band Edge - R	
	U-NII-1_5.15-5.25_802.11be EHT20_CH48_Full_5240MHz	
ANT	CDD 9+15	
Pol.	Vertical	Fundamental
Peak	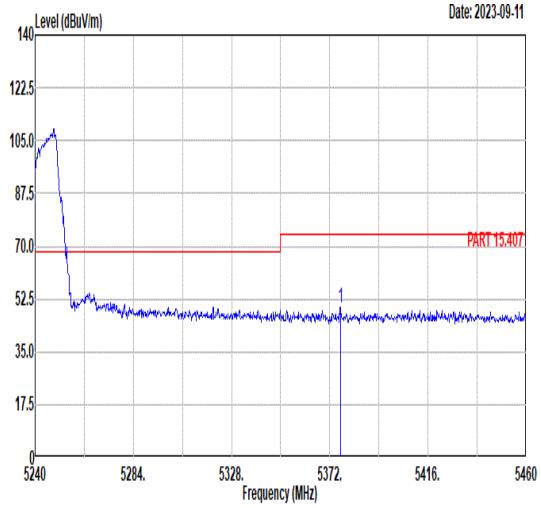 Freq Level Limit Line Margin Read Level Ant Factor Cable Loss Preamp Factor APos TPos Remark MHz dBuV/m dBuV/m dB dBuV dB/m dB dB cm deg 1 5376.84 49.69 74.00 -24.31 40.05 34.45 8.40 33.21 200 347 PEAK	Blank
Avg	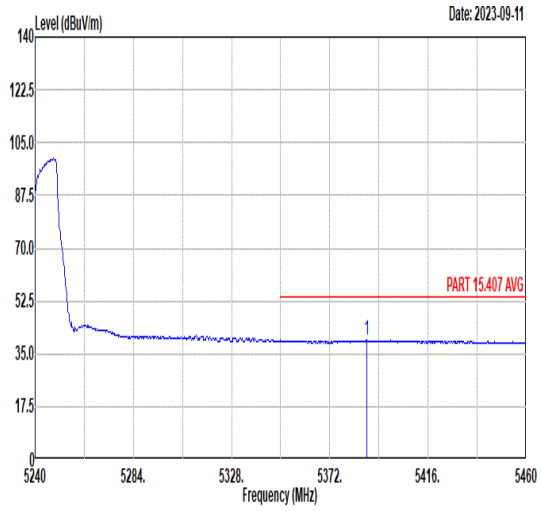 Freq Level Limit Line Margin Read Level Ant Factor Cable Loss Preamp Factor APos TPos Remark MHz dBuV/m dBuV/m dB dBuV dB/m dB dB cm deg 1 5388.50 39.42 54.00 -14.58 29.78 34.44 8.43 33.23 200 347 AVERAGE	Blank

Mode	12	
	Harmonic	
	U-NII-1_5.15-5.25_802.11be EHT20_CH48_Full_5240MHz	
ANT	CDD 9+15	
Pol.	Horizontal	Vertical
Peak Avg	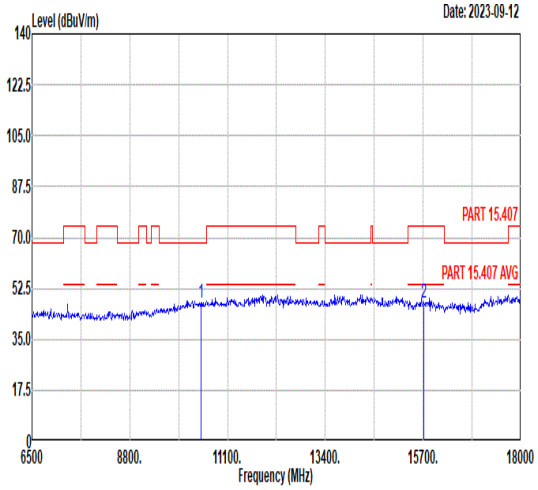 Freq Level Limit Line Margin Read Level Ant Factor Cable Loss Preamp Factor APos TPos Remark MHz dBuV/m dBuV/m dB dBuV dB/m dB dB cm deg 1 10480.00 47.37 68.30 -20.93 57.73 37.69 10.82 58.87 -- -- Peak 2 15720.00 47.54 74.00 -26.46 53.33 40.62 12.71 59.12 -- -- Peak	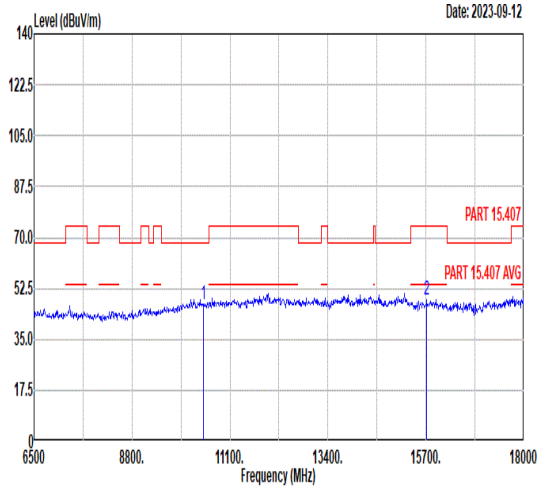 Freq Level Limit Line Margin Read Level Ant Factor Cable Loss Preamp Factor APos TPos Remark MHz dBuV/m dBuV/m dB dBuV dB/m dB dB cm deg 1 10480.00 47.00 68.30 -21.30 57.36 37.69 10.82 58.87 -- -- Peak 2 15720.00 48.50 74.00 -25.50 54.29 40.62 12.71 59.12 -- -- Peak

Mode	13	
	Band Edge - L	
	U-NII-2A_5.25-5.35_802.11be EHT20_CH52_Full_5260MHz	
ANT	CDD 9+15	
Pol.	Horizontal	Fundamental
Peak	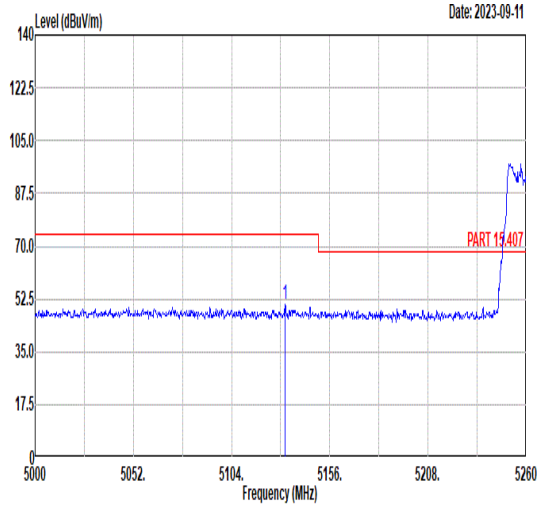 Freq Level Limit Line Margin Read Level Ant Factor Cable Loss Preamp Factor APos TPos Remark MHz dBuV/m dBuV/m dB dBuV dB/m dB dB cm deg 1 5132.34 50.52 74.00 -23.48 40.88 34.55 7.91 32.82 198 18 PEAK	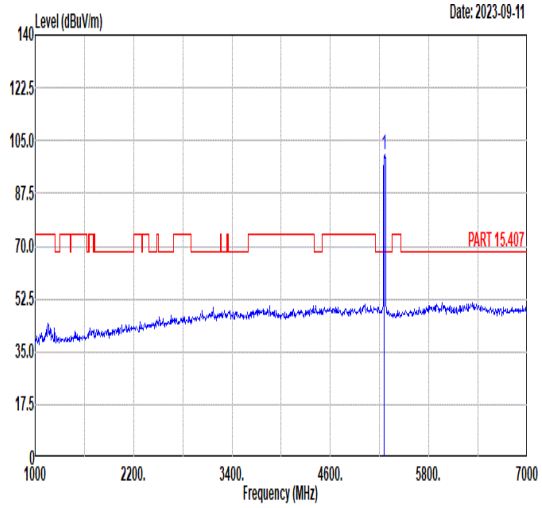 Freq Level Limit Line Margin Read Level Ant Factor Cable Loss Preamp Factor APos TPos Remark MHz dBuV/m dBuV/m dB dBuV dB/m dB dB cm deg 1 5260.00 100.49 ------ ------ 90.93 34.49 8.10 33.03 198 18 PEAK
Avg	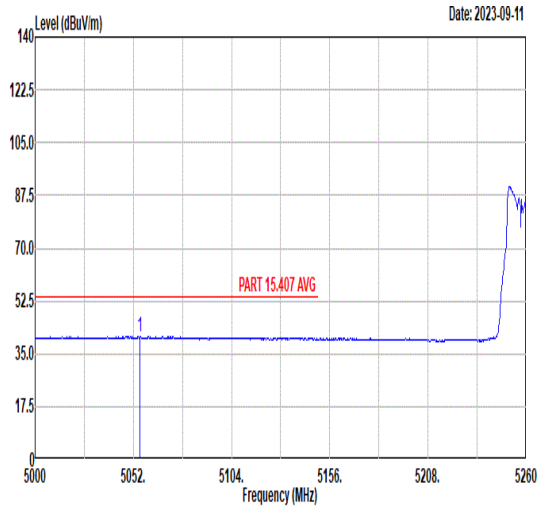 Freq Level Limit Line Margin Read Level Ant Factor Cable Loss Preamp Factor APos TPos Remark MHz dBuV/m dBuV/m dB dBuV dB/m dB dB cm deg 1 5055.38 40.89 54.00 -13.11 31.14 34.58 7.86 32.69 198 18 AVERAGE	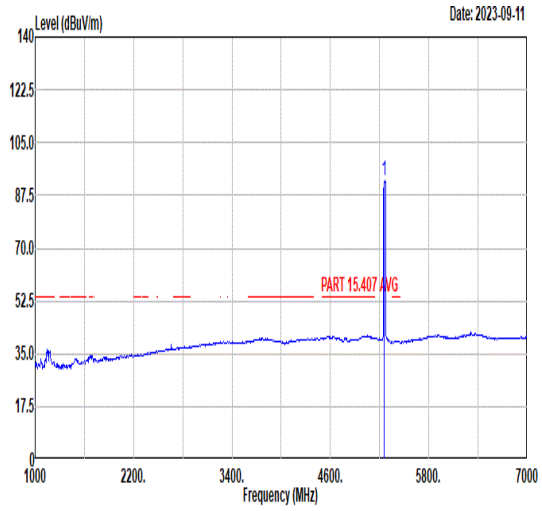 Freq Level Limit Line Margin Read Level Ant Factor Cable Loss Preamp Factor APos TPos Remark MHz dBuV/m dBuV/m dB dBuV dB/m dB dB cm deg 1 5260.00 92.39 ------ ------ 82.83 34.49 8.10 33.03 198 18 AVERAGE

Mode	13	
	Band Edge - R	
	U-NII-2A_5.25-5.35_802.11be EHT20_CH52_Full_5260MHz	
ANT	CDD 9+15	
Pol.	Horizontal	Fundamental
Peak	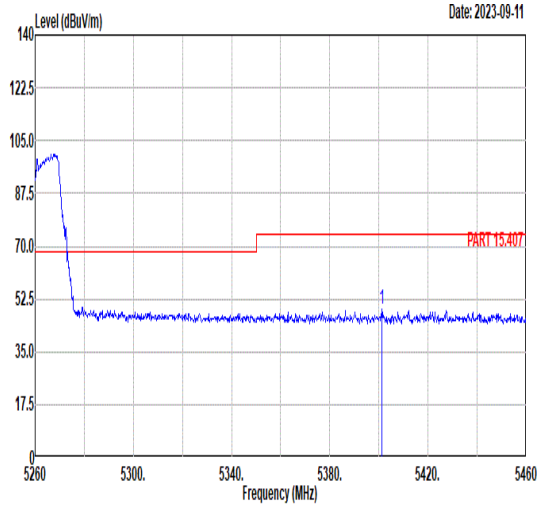 Freq Level Limit Line Margin Read Level Ant Factor Cable Loss Preamp Factor APos TPos Remark MHz dBuV/m dBuV/m dB dBuV dB/m dB dB cm deg 1 5401.20 49.02 74.00 -24.98 39.37 34.44 8.46 33.25 198 18 PEAK	Blank
Avg	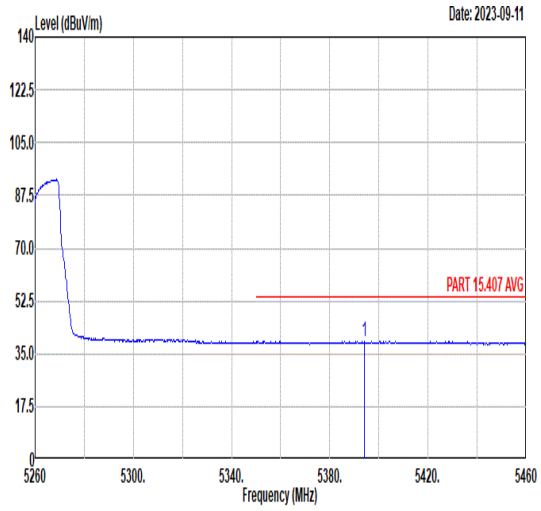 Freq Level Limit Line Margin Read Level Ant Factor Cable Loss Preamp Factor APos TPos Remark MHz dBuV/m dBuV/m dB dBuV dB/m dB dB cm deg 1 5394.20 39.14 54.00 -14.86 29.49 34.44 8.45 33.24 198 18 AVERAGE	Blank

Mode	13	
	Band Edge - L	
	U-NII-2A_5.25-5.35_802.11be EHT20_CH52_Full_5260MHz	
ANT	CDD 9+15	
Pol.	Vertical	Fundamental
Peak	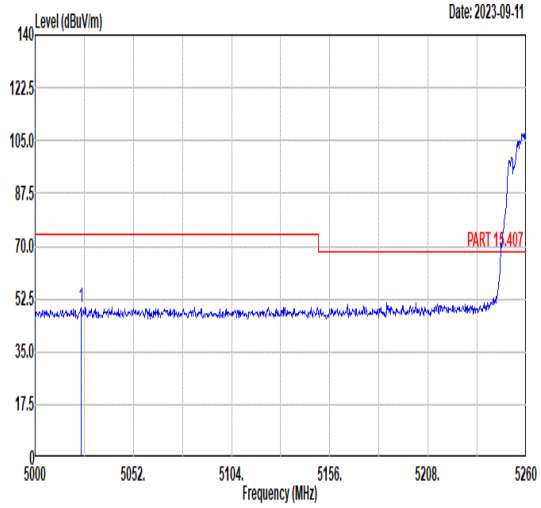 Freq Level Limit Line Margin Read Level Ant Factor Cable Loss Preamp Factor APos TPos Remark MHz dBuV/m dBuV/m dB dBuV dB/m dB dB cm deg 1 5024.18 49.74 74.00 -24.26 39.96 34.59 7.83 32.64 177 360 PEAK	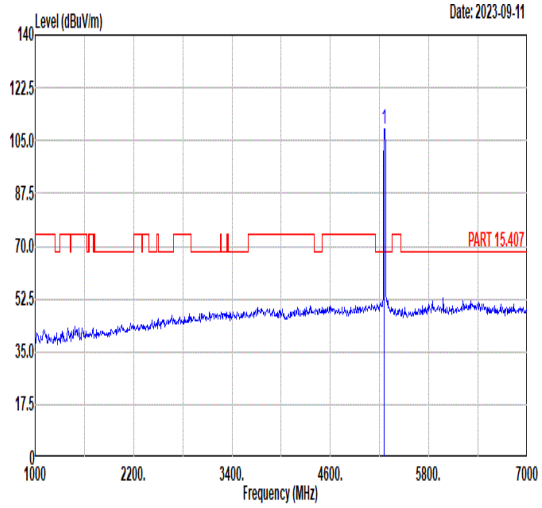 Freq Level Limit Line Margin Read Level Ant Factor Cable Loss Preamp Factor APos TPos Remark MHz dBuV/m dBuV/m dB dBuV dB/m dB dB cm deg 1 5260.00 108.84 ------ ------ 99.27 34.50 8.09 33.02 177 360 PEAK
Avg	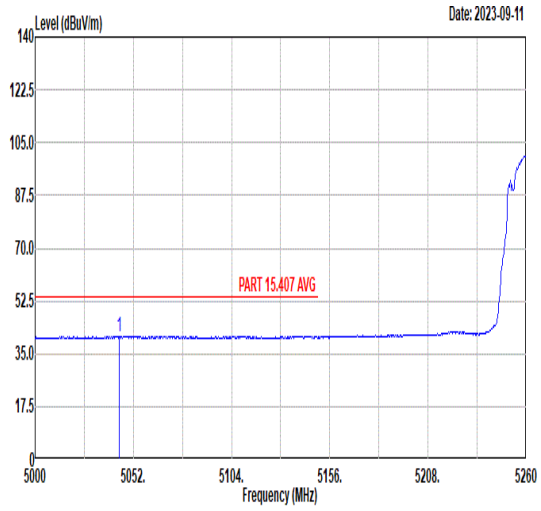 Freq Level Limit Line Margin Read Level Ant Factor Cable Loss Preamp Factor APos TPos Remark MHz dBuV/m dBuV/m dB dBuV dB/m dB dB cm deg 1 5044.46 40.82 54.00 -13.18 31.07 34.58 7.85 32.68 177 360 AVERAGE	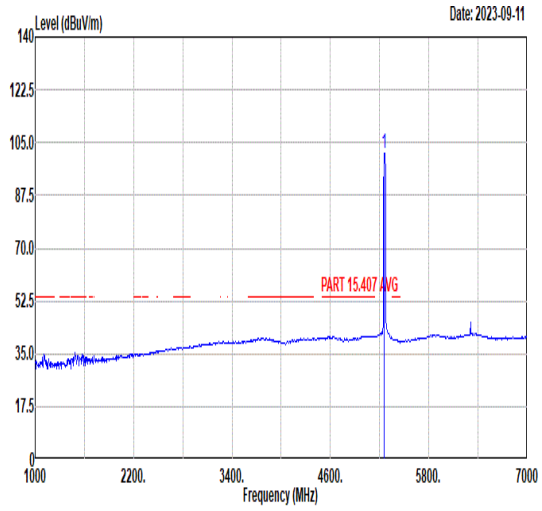 Freq Level Limit Line Margin Read Level Ant Factor Cable Loss Preamp Factor APos TPos Remark MHz dBuV/m dBuV/m dB dBuV dB/m dB dB cm deg 1 5260.00 101.31 ------ ------ 91.74 34.50 8.09 33.02 177 360 AVERAGE

Mode	13	
	Band Edge - R	
	U-NII-2A_5.25-5.35_802.11be EHT20_CH52_Full_5260MHz	
ANT	CDD 9+15	
Pol.	Vertical	Fundamental
Peak	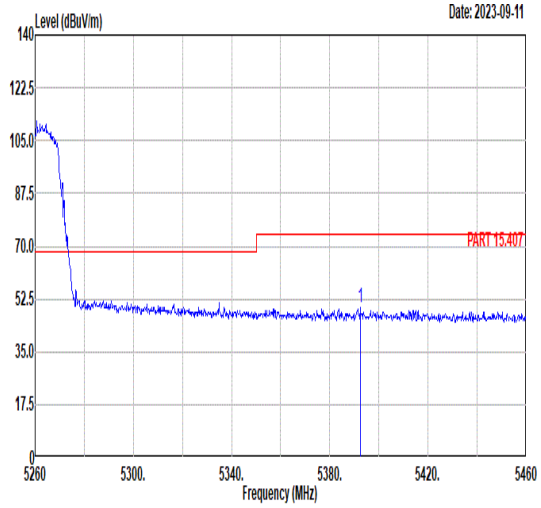 Freq Level Limit Line Margin Read Level Ant Factor Cable Loss Preamp Factor APos TPos Remark MHz dBuV/m dBuV/m dB dBuV dB/m dB dB cm deg 1 5392.40 49.47 74.00 -24.53 39.83 34.44 8.44 33.24 177 360 PEAK	Blank
Avg	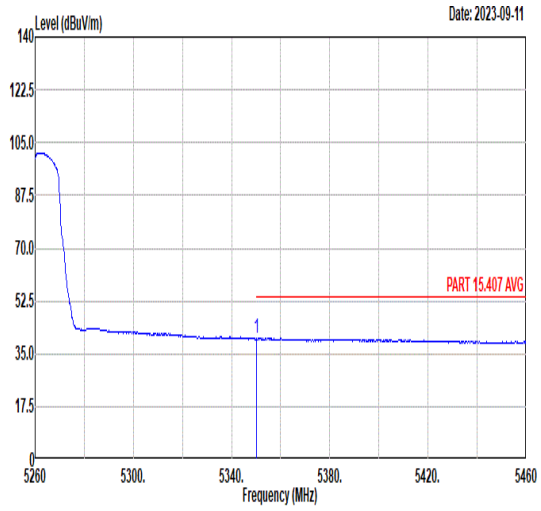 Freq Level Limit Line Margin Read Level Ant Factor Cable Loss Preamp Factor APos TPos Remark MHz dBuV/m dBuV/m dB dBuV dB/m dB dB cm deg 1 5350.00 40.07 54.00 -13.93 30.45 34.46 8.33 33.17 177 360 AVERAGE	Blank

Mode	13	
	Harmonic	
	U-NII-2A_5.25-5.35_802.11be EHT20_CH52_Full_5260MHz	
ANT	CDD 9+15	
Pol.	Horizontal	Vertical
Peak Avg	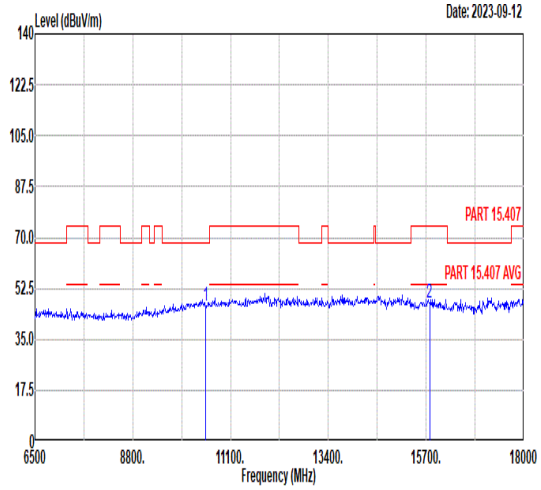 Freq Level Limit Line Margin Read Level Ant Factor Cable Loss Preamp Factor APos TPos Remark MHz dBuV/m dBuV/m dB dBuV dB/m dB dB cm deg 1 10520.00 46.57 68.30 -21.73 56.83 37.71 10.85 58.82 -- -- Peak 2 15780.00 47.62 74.00 -26.38 53.46 40.63 12.71 59.18 -- -- Peak	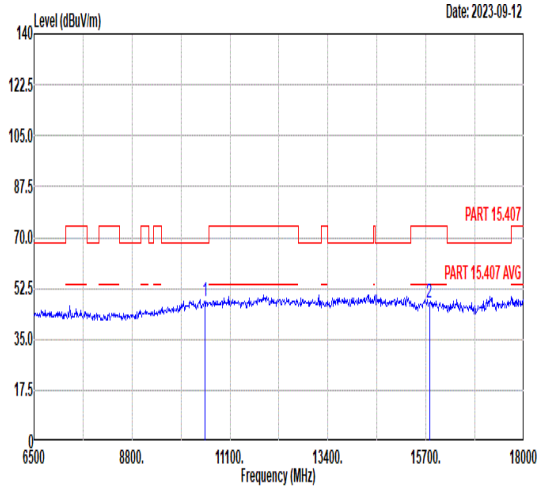 Freq Level Limit Line Margin Read Level Ant Factor Cable Loss Preamp Factor APos TPos Remark MHz dBuV/m dBuV/m dB dBuV dB/m dB dB cm deg 1 10520.00 48.03 68.30 -20.27 58.29 37.71 10.85 58.82 -- -- Peak 2 15780.00 47.48 74.00 -26.52 53.32 40.63 12.71 59.18 -- -- Peak

Mode	14	
	Harmonic	
	U-NII-2A_5.25-5.35_802.11be EHT20_CH60_Full_5300MHz	
ANT	CDD 9+15	
Pol.	Horizontal	Vertical
Peak Avg	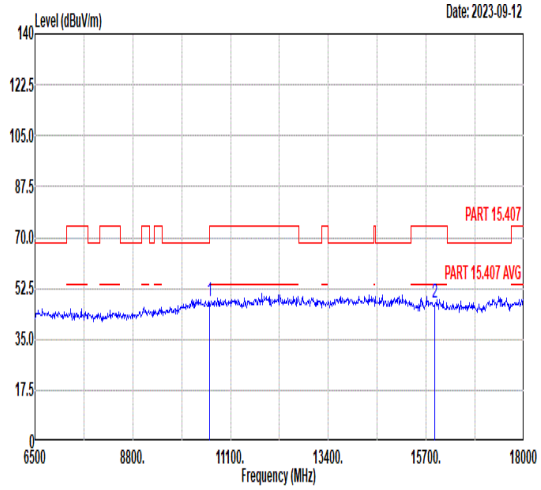 Freq Level Limit Line Margin Read Level Ant Factor Cable Loss Preamp Factor APos TPos Remark MHz dBuV/m dBuV/m dB dBuV dB/m dB dB cm deg 1 10600.00 47.91 74.00 -26.09 57.95 37.78 10.91 58.73 -- -- Peak 2 15900.00 47.53 74.00 -26.47 53.45 40.67 12.71 59.30 -- -- Peak	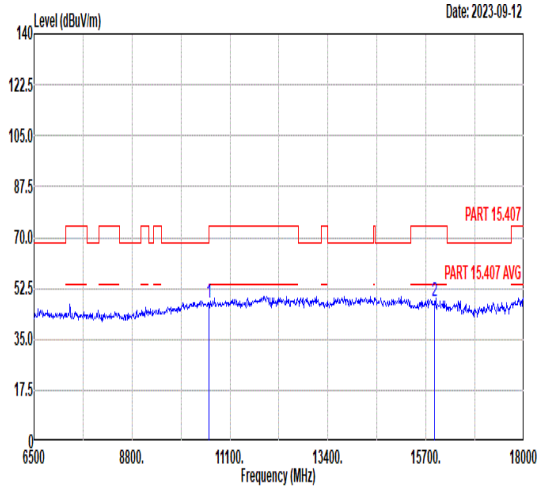 Freq Level Limit Line Margin Read Level Ant Factor Cable Loss Preamp Factor APos TPos Remark MHz dBuV/m dBuV/m dB dBuV dB/m dB dB cm deg 1 10600.00 47.81 74.00 -26.19 57.85 37.78 10.91 58.73 -- -- Peak 2 15900.00 48.30 74.00 -25.70 54.22 40.67 12.71 59.30 -- -- Peak

Mode	15	
	Band Edge	
	U-NII-2A_5.25-5.35_802.11be EHT20_CH64_Full_5320MHz	
ANT	CDD 9+15	
Pol.	Horizontal	Fundamental
Peak	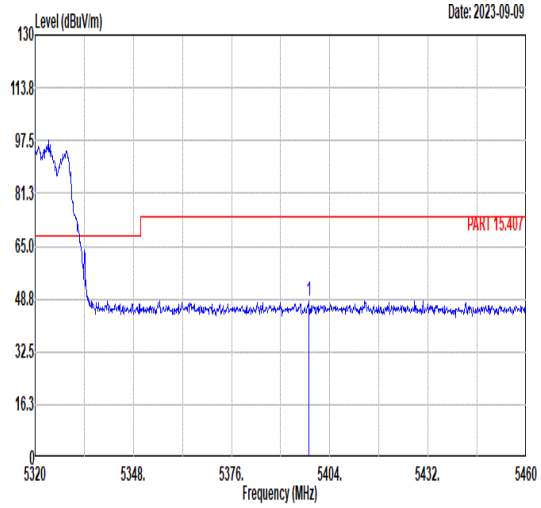 Freq Level Limit Line Margin Read Level Ant Factor Cable Loss Preamp Factor APos TPos Remark MHz dBuV/m dBuV/m dB dBuV dB/m dB dB cm deg 1 5397.98 48.22 74.00 -25.78 38.57 34.44 8.46 33.25 300 133 PEAK	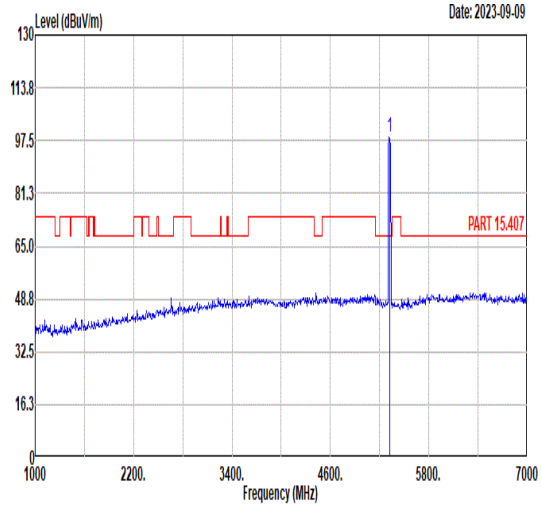 Freq Level Limit Line Margin Read Level Ant Factor Cable Loss Preamp Factor APos TPos Remark MHz dBuV/m dBuV/m dB dBuV dB/m dB dB cm deg 1 5320.00 98.67 ------ ------ 89.08 34.47 8.23 33.11 300 133 PEAK
Avg	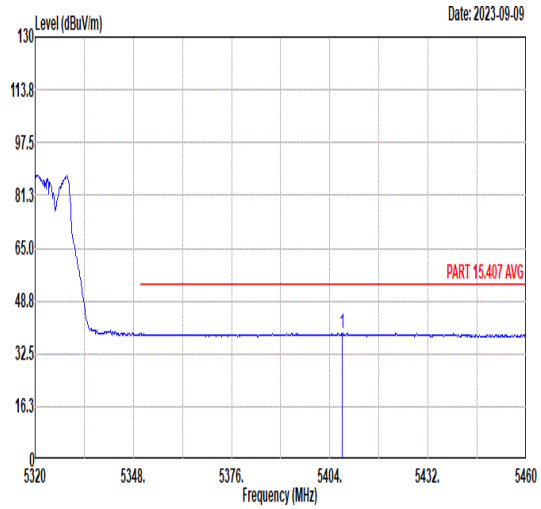 Freq Level Limit Line Margin Read Level Ant Factor Cable Loss Preamp Factor APos TPos Remark MHz dBuV/m dBuV/m dB dBuV dB/m dB dB cm deg 1 5407.64 38.76 54.00 -15.24 29.10 34.44 8.48 33.26 300 133 AVERAGE	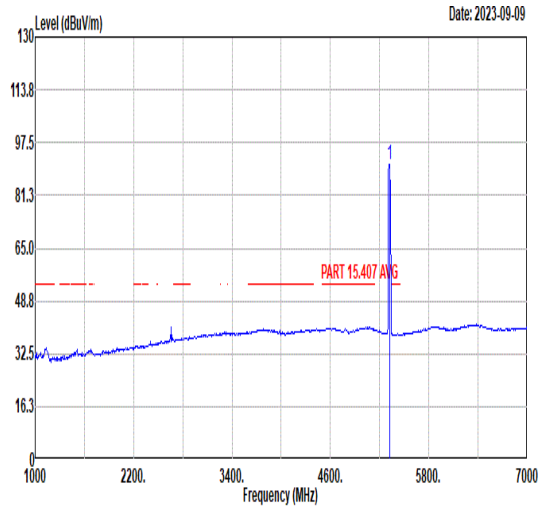 Freq Level Limit Line Margin Read Level Ant Factor Cable Loss Preamp Factor APos TPos Remark MHz dBuV/m dBuV/m dB dBuV dB/m dB dB cm deg 1 5320.00 90.80 ------ ------ 81.21 34.47 8.23 33.11 300 133 AVERAGE

Mode	15	
	Band Edge	
	U-NII-2A_5.25-5.35_802.11be EHT20_CH64_Full_5320MHz	
ANT	CDD 9+15	
Pol.	Vertical	Fundamental
Peak	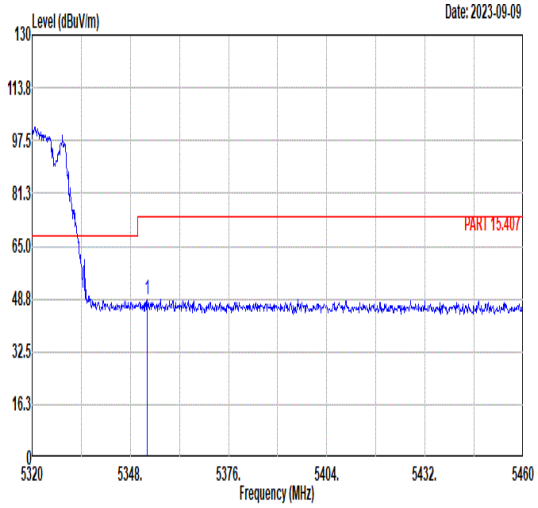 Freq Level Limit Line Margin Read Level Ant Factor Cable Loss Preamp Factor APos TPos Remark MHz dBuV/m dBuV/m dB dBuV dB/m dB dB cm deg 1 5352.90 48.58 74.00 -25.42 38.95 34.46 8.34 33.17 200 42 PEAK	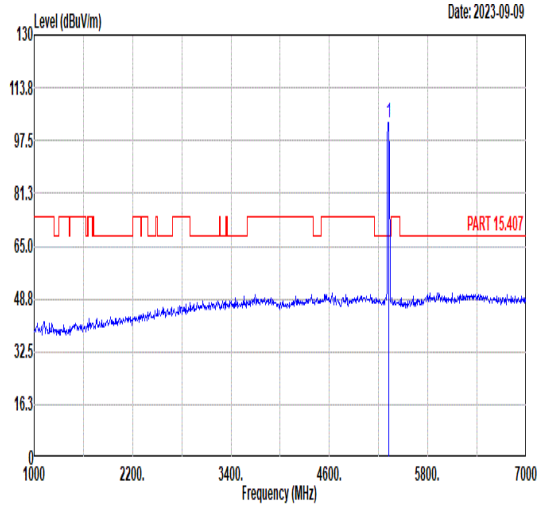 Freq Level Limit Line Margin Read Level Ant Factor Cable Loss Preamp Factor APos TPos Remark MHz dBuV/m dBuV/m dB dBuV dB/m dB dB cm deg 1 5320.00 103.24 ------ ------ 93.65 34.47 8.23 33.11 200 42 PEAK
Avg	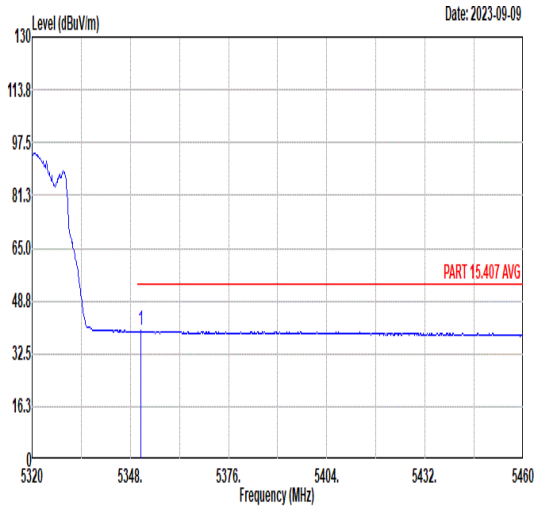 Freq Level Limit Line Margin Read Level Ant Factor Cable Loss Preamp Factor APos TPos Remark MHz dBuV/m dBuV/m dB dBuV dB/m dB dB cm deg 1 5350.94 39.50 54.00 -14.50 29.88 34.46 8.33 33.17 200 42 AVERAGE	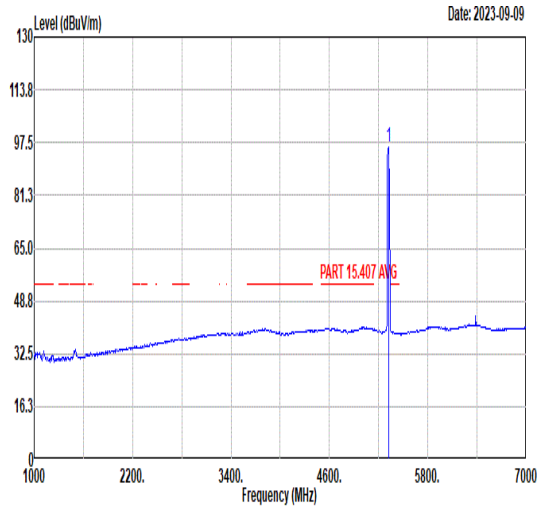 Freq Level Limit Line Margin Read Level Ant Factor Cable Loss Preamp Factor APos TPos Remark MHz dBuV/m dBuV/m dB dBuV dB/m dB dB cm deg 1 5320.00 95.99 ------ ------ 86.39 34.47 8.25 33.12 200 42 AVERAGE

Mode	15	
	Harmonic	
	U-NII-2A_5.25-5.35_802.11be EHT20_CH64_Full_5320MHz	
ANT	CDD 9+15	
Pol.	Horizontal	Vertical
Peak Avg	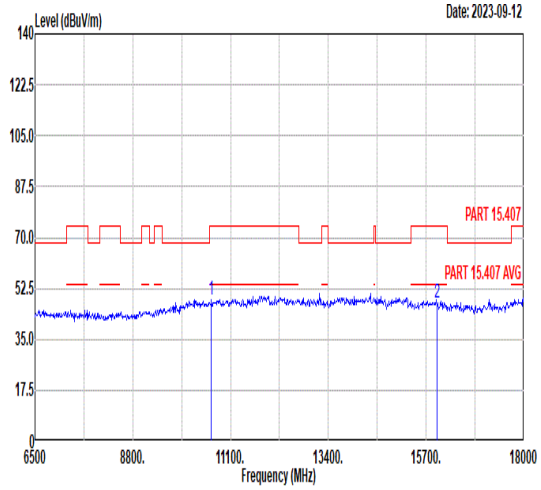 Freq Level Limit Line Margin Read Level Ant Factor Cable Loss Preamp Factor APos TPos Remark MHz dBuV/m dBuV/m dB dBuV dB/m dB dB cm deg 1 10640.00 48.80 74.00 -25.20 58.74 37.81 10.94 58.69 -- -- Peak 2 15960.00 47.59 74.00 -26.41 53.57 40.69 12.70 59.37 -- -- Peak	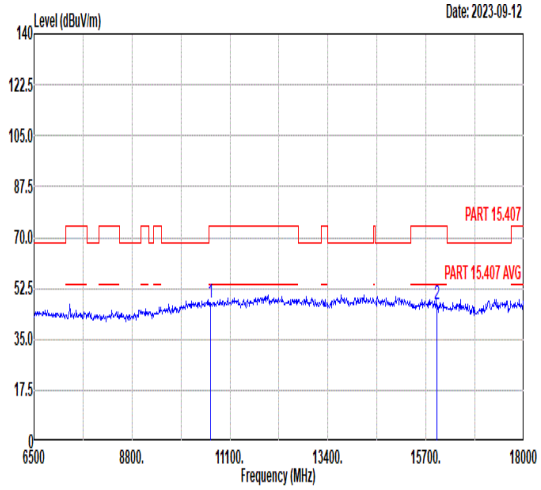 Freq Level Limit Line Margin Read Level Ant Factor Cable Loss Preamp Factor APos TPos Remark MHz dBuV/m dBuV/m dB dBuV dB/m dB dB cm deg 1 10640.00 47.40 74.00 -26.60 57.34 37.81 10.94 58.69 -- -- Peak 2 15960.00 47.25 74.00 -26.75 53.23 40.69 12.70 59.37 -- -- Peak

Mode	16	
	Band Edge	
	U-NII-2C_5.47-5.725_802.11be EHT20_CH100_Full_5500MHz	
ANT	CDD 9+15	
Pol.	Horizontal	Fundamental
Peak	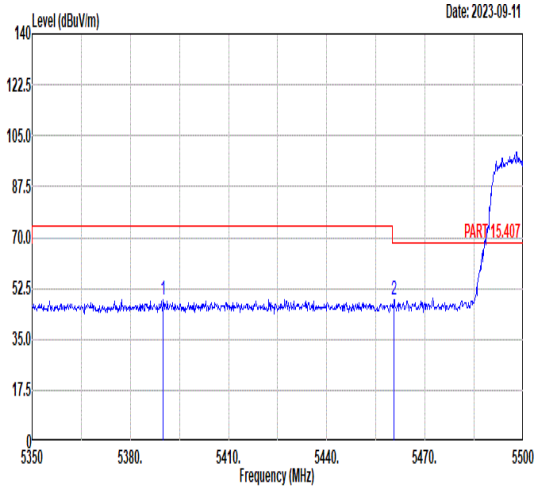 Freq Level Limit Line Margin Read Level Ant Factor Cable Loss Preamp Factor APos TPos Remark MHz dBuV/m dBuV/m dB dBuV dB/m dB dB cm deg 1 5390.05 48.54 74.00 -25.46 38.90 34.44 8.43 33.23 315 0 PEAK 2 5460.55 48.64 68.30 -19.66 39.16 34.42 8.41 33.35 315 0 PEAK	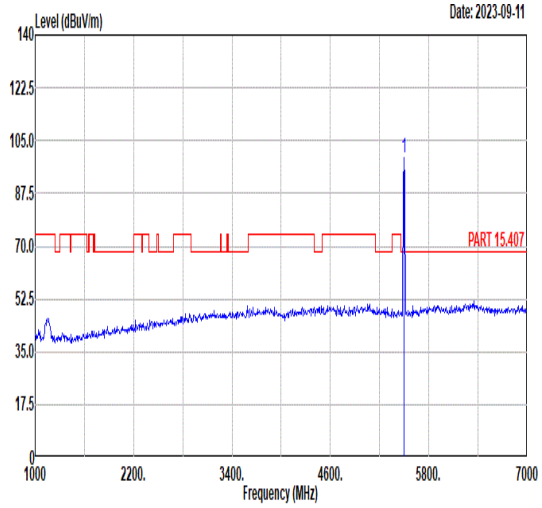 Freq Level Limit Line Margin Read Level Ant Factor Cable Loss Preamp Factor APos TPos Remark MHz dBuV/m dBuV/m dB dBuV dB/m dB dB cm deg 1 5500.00 99.15 ------ ------ 89.79 34.40 8.36 33.40 315 0 PEAK
Avg	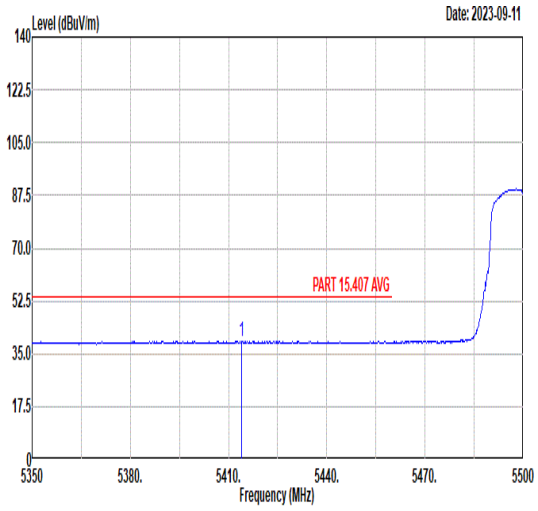 Freq Level Limit Line Margin Read Level Ant Factor Cable Loss Preamp Factor APos TPos Remark MHz dBuV/m dBuV/m dB dBuV dB/m dB dB cm deg 1 5413.90 39.20 54.00 -14.80 29.57 34.43 8.47 33.27 315 0 AVERAGE	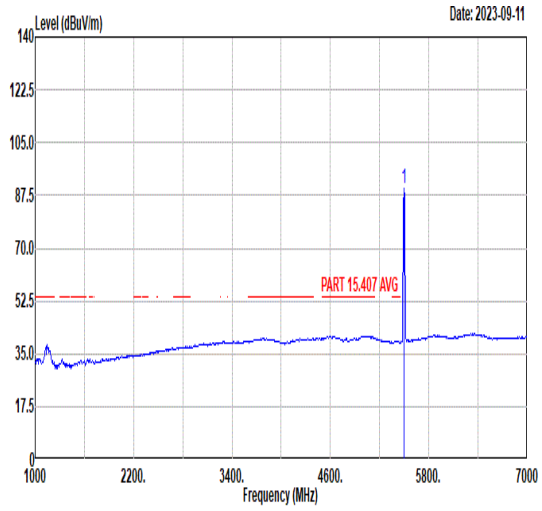 Freq Level Limit Line Margin Read Level Ant Factor Cable Loss Preamp Factor APos TPos Remark MHz dBuV/m dBuV/m dB dBuV dB/m dB dB cm deg 1 5500.00 89.67 ------ ------ 80.31 34.40 8.36 33.40 315 0 AVERAGE

Mode	16	
	Band Edge	
	U-NII-2C_5.47-5.725_802.11be EHT20_CH100_Full_5500MHz	
ANT	CDD 9+15	
Pol.	Vertical	Fundamental
Peak	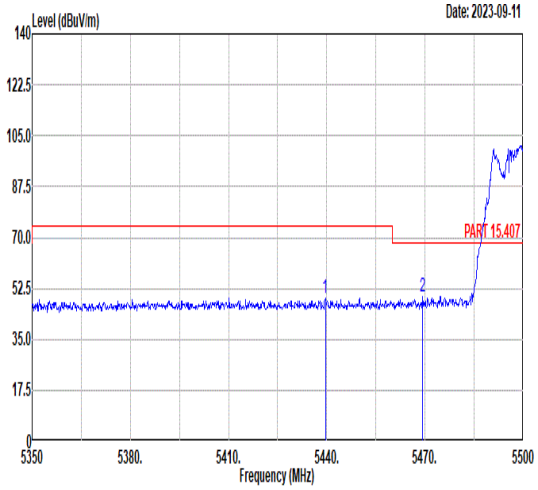 Freq Level Limit Line Margin Read Level Ant Factor Cable Loss Preamp Factor APos TPos Remark MHz dBuV/m dBuV/m dB dBuV dB/m dB dB cm deg 1 5439.55 49.20 74.00 -24.80 39.66 34.42 8.44 33.32 300 28 PEAK 2 5469.25 49.48 68.30 -18.82 40.03 34.41 8.40 33.36 300 28 PEAK	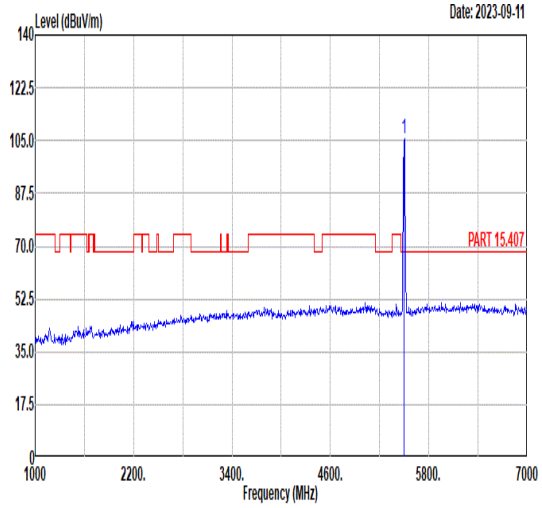 Freq Level Limit Line Margin Read Level Ant Factor Cable Loss Preamp Factor APos TPos Remark MHz dBuV/m dBuV/m dB dBuV dB/m dB dB cm deg 1 5500.00 105.72 ------ ------ 96.36 34.41 8.35 33.40 300 28 PEAK
Avg	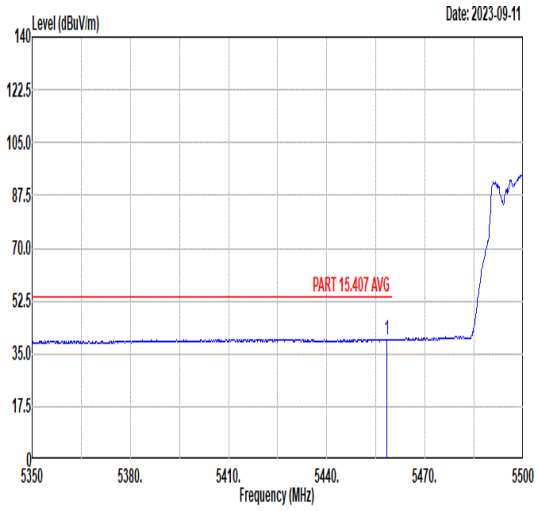 Freq Level Limit Line Margin Read Level Ant Factor Cable Loss Preamp Factor APos TPos Remark MHz dBuV/m dBuV/m dB dBuV dB/m dB dB cm deg 1 5458.30 39.87 54.00 -14.13 30.39 34.42 8.41 33.35 300 28 AVERAGE	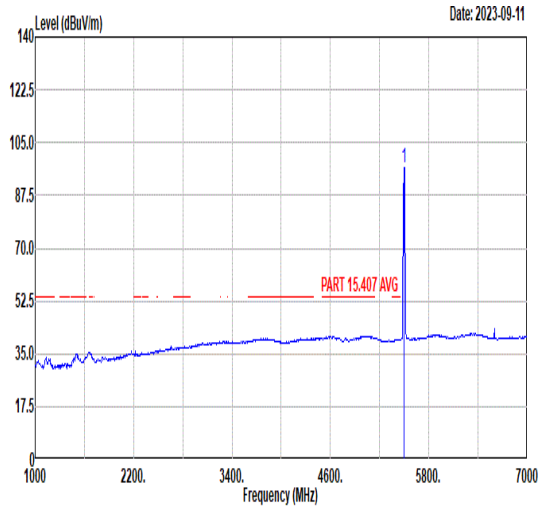 Freq Level Limit Line Margin Read Level Ant Factor Cable Loss Preamp Factor APos TPos Remark MHz dBuV/m dBuV/m dB dBuV dB/m dB dB cm deg 1 5500.00 96.73 ------ ------ 87.37 34.41 8.35 33.40 300 28 AVERAGE

Mode	16	
	Harmonic	
	U-NII-2C_5.47-5.725_802.11be EHT20_CH100_Full_5500MHz	
ANT	CDD 9+15	
Pol.	Horizontal	Vertical
Peak Avg	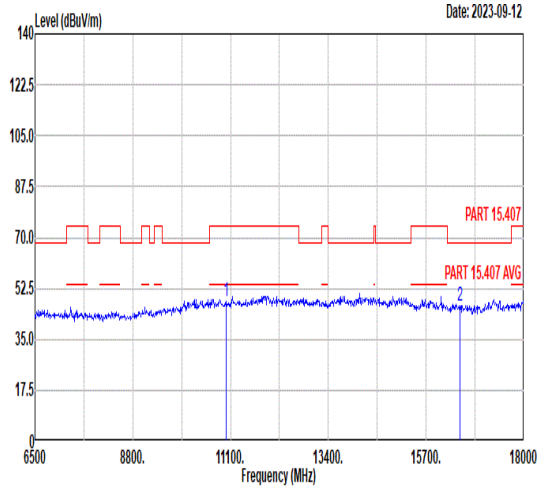 Freq Level Limit Line Margin Read Level Ant Factor Cable Loss Preamp Factor APos TPos Remark MHz dBuV/m dBuV/m dB dBuV dB/m dB dB cm deg 1 11000.00 48.23 74.00 -25.77 57.22 38.10 11.21 58.30 -- -- Peak 2 16500.00 46.25 68.30 -22.05 51.24 40.95 12.91 58.85 -- -- Peak	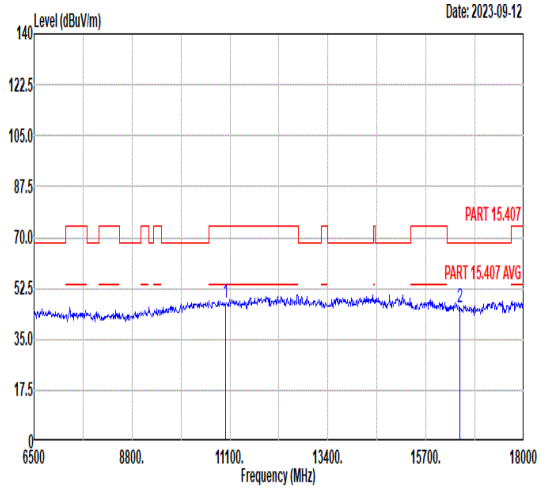 Freq Level Limit Line Margin Read Level Ant Factor Cable Loss Preamp Factor APos TPos Remark MHz dBuV/m dBuV/m dB dBuV dB/m dB dB cm deg 1 11000.00 47.57 74.00 -26.43 56.56 38.10 11.21 58.30 -- -- Peak 2 16500.00 46.07 68.30 -22.23 51.06 40.95 12.91 58.85 -- -- Peak

Mode	17	
	Harmonic	
	U-NII-2C_5.47-5.725_802.11be EHT20_CH116_Full_5580MHz	
ANT	CDD 9+15	
Pol.	Horizontal	Vertical
Peak Avg	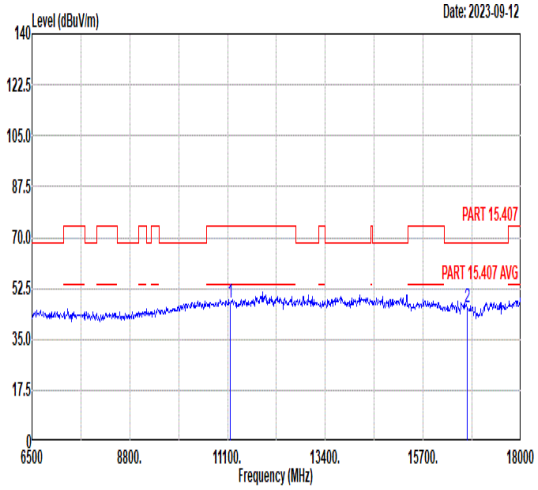 Freq Level Limit Line Margin Read Level Ant Factor Cable Loss Preamp Factor APos TPos Remark MHz dBuV/m dBuV/m dB dBuV dB/m dB dB cm deg 1 11160.00 47.59 74.00 -26.41 56.16 38.26 11.29 58.12 -- -- Peak 2 16740.00 45.70 68.30 -22.60 50.20 41.07 13.01 58.58 -- -- Peak	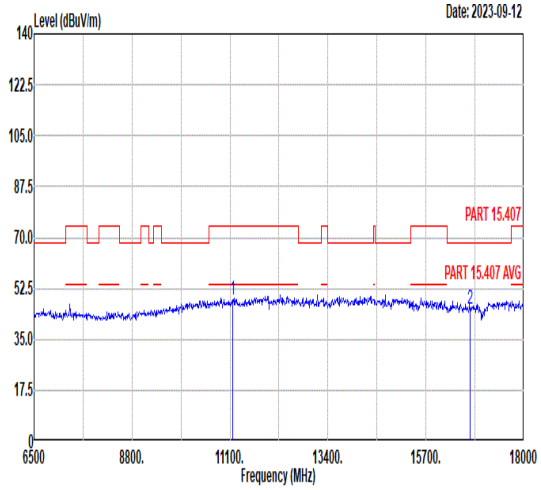 Freq Level Limit Line Margin Read Level Ant Factor Cable Loss Preamp Factor APos TPos Remark MHz dBuV/m dBuV/m dB dBuV dB/m dB dB cm deg 1 11160.00 48.51 74.00 -25.49 57.08 38.26 11.29 58.12 -- -- Peak 2 16740.00 45.25 68.30 -23.05 49.75 41.07 13.01 58.58 -- -- Peak

Mode	18	
	Band Edge	
	U-NII-2C_5.47-5.725_802.11be EHT20_CH140_Full_5700MHz	
ANT	CDD 9+15	
Pol.	Horizontal	Fundamental
Peak	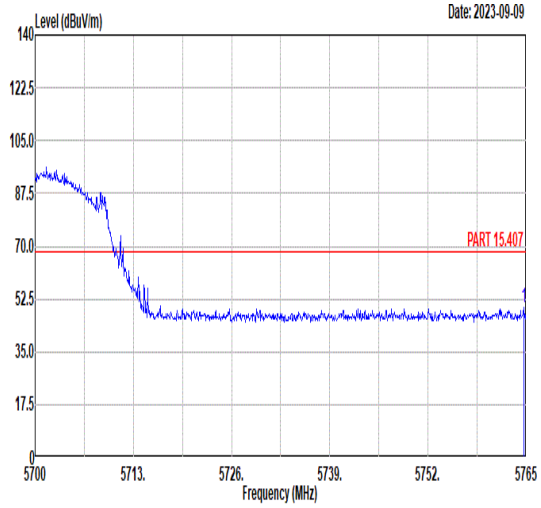 Freq Level Limit Line Margin Read Level Ant Factor Cable Loss Preamp Factor APos TPos Remark MHz dBuV/m dBuV/m dB dBuV dB/m dB dB cm deg 1 5764.68 49.62 68.30 -18.68 39.17 34.98 8.82 33.35 200 10 PEAK	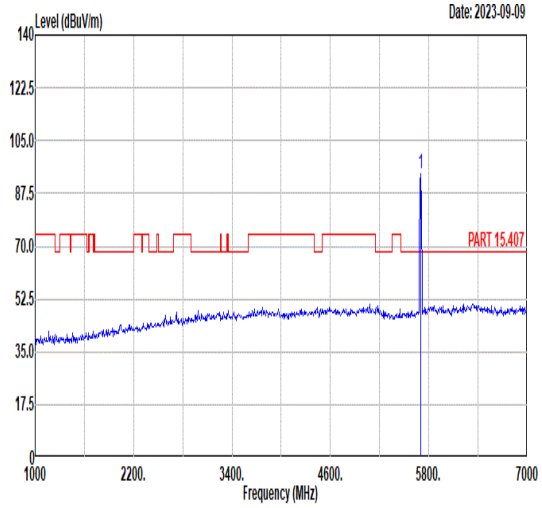 Freq Level Limit Line Margin Read Level Ant Factor Cable Loss Preamp Factor APos TPos Remark MHz dBuV/m dBuV/m dB dBuV dB/m dB dB cm deg 1 5700.00 94.10 ------ ------ 84.05 34.84 8.57 33.36 200 10 PEAK
Avg	Blank	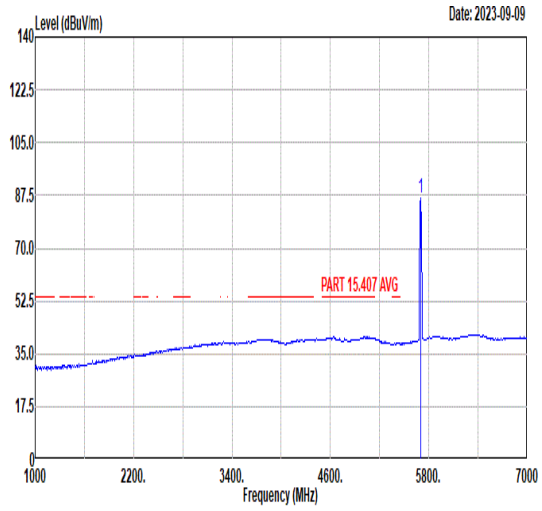 Freq Level Limit Line Margin Read Level Ant Factor Cable Loss Preamp Factor APos TPos Remark MHz dBuV/m dBuV/m dB dBuV dB/m dB dB cm deg 1 5700.00 86.56 ------ ------ 76.51 34.84 8.57 33.36 200 10 AVERAGE

Mode	18	
	Band Edge	
	U-NII-2C_5.47-5.725_802.11be EHT20_CH140_Full_5700MHz	
ANT	CDD 9+15	
Pol.	Vertical	Fundamental
Peak	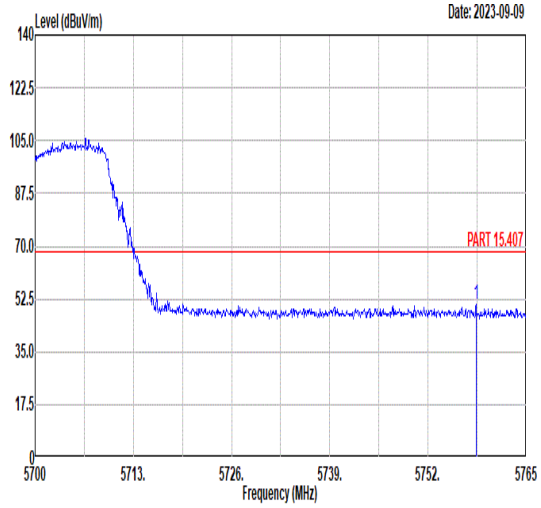 Freq Level Limit Line Margin Read Level Ant Factor Cable Loss Preamp Factor APos TPos Remark MHz dBuV/m dBuV/m dB dBuV dB/m dB dB cm deg 1 5758.37 50.54 68.30 -17.76 40.12 34.97 8.80 33.35 100 16 PEAK	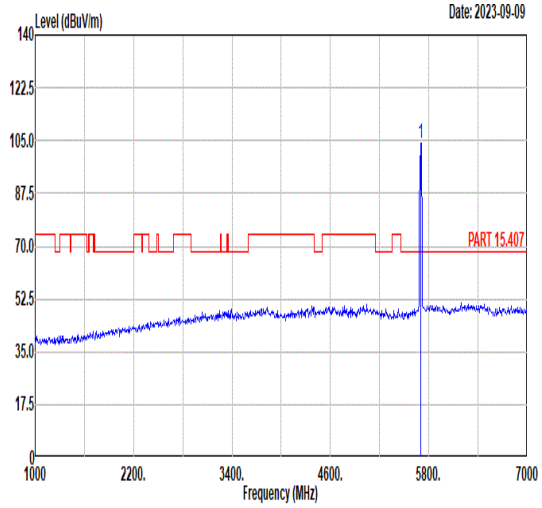 Freq Level Limit Line Margin Read Level Ant Factor Cable Loss Preamp Factor APos TPos Remark MHz dBuV/m dBuV/m dB dBuV dB/m dB dB cm deg 1 5700.00 104.16 ------ ------ 94.04 34.86 8.62 33.36 100 16 PEAK
Avg	Blank	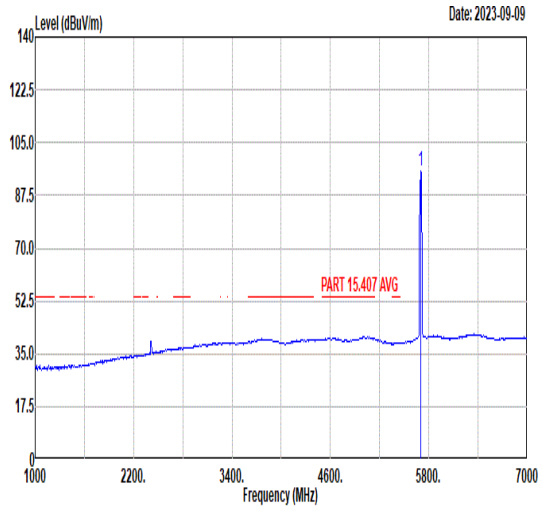 Freq Level Limit Line Margin Read Level Ant Factor Cable Loss Preamp Factor APos TPos Remark MHz dBuV/m dBuV/m dB dBuV dB/m dB dB cm deg 1 5700.00 95.69 ------ ------ 85.60 34.85 8.60 33.36 100 16 AVERAGE

Mode	18	
	Harmonic	
	U-NII-2C_5.47-5.725_802.11be EHT20_CH140_Full_5700MHz	
ANT	CDD 9+15	
Pol.	Horizontal	Vertical
Peak Avg	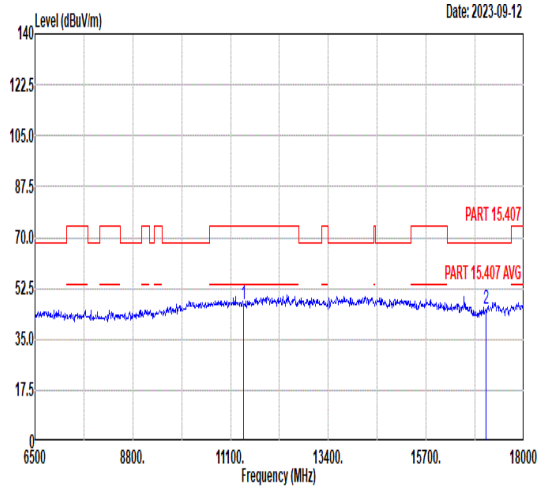 Freq Level Limit Line Margin Read Level Ant Factor Cable Loss Preamp Factor APos TPos Remark MHz dBuV/m dBuV/m dB dBuV dB/m dB dB cm deg 1 11400.00 47.00 74.00 -27.00 54.95 38.50 11.41 57.86 -- -- Peak 2 17100.00 45.62 68.30 -22.68 49.40 41.24 13.14 58.16 -- -- Peak	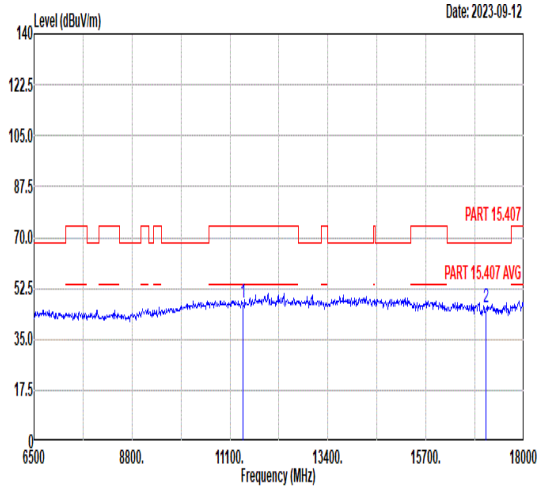 Freq Level Limit Line Margin Read Level Ant Factor Cable Loss Preamp Factor APos TPos Remark MHz dBuV/m dBuV/m dB dBuV dB/m dB dB cm deg 1 11400.00 47.43 74.00 -26.57 55.38 38.50 11.41 57.86 -- -- Peak 2 17100.00 45.73 68.30 -22.57 49.51 41.24 13.14 58.16 -- -- Peak

Mode	19	
	Band Edge - L	
	U-NII-1_5.15-5.25_802.11be EHT40_CH38_Full_5190MHz	
ANT	CDD 9+15	
Pol.	Horizontal	Fundamental
Peak	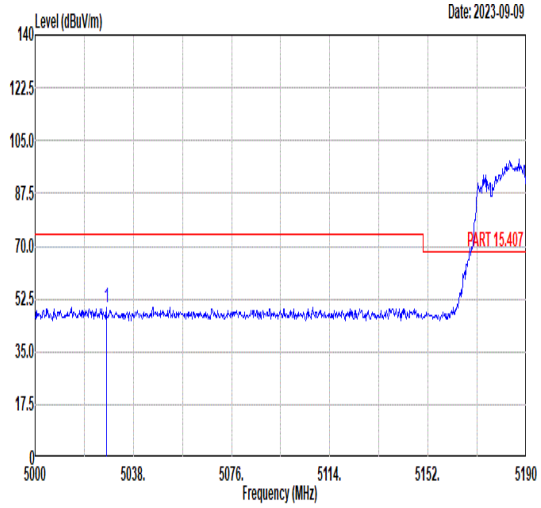 Freq Level Limit Line Margin Read Level Ant Factor Cable Loss Preamp Factor APos TPos Remark MHz dBuV/m dBuV/m dB dBuV dB/m dB dB cm deg 1 5027.55 49.81 74.00 -24.19 40.03 34.59 7.84 32.65 271 0 PEAK	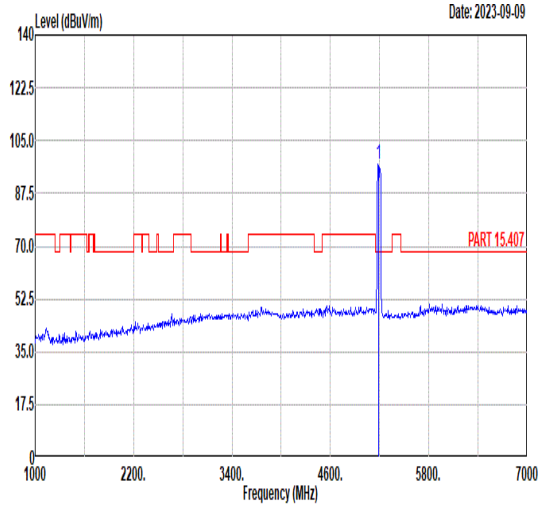 Freq Level Limit Line Margin Read Level Ant Factor Cable Loss Preamp Factor APos TPos Remark MHz dBuV/m dBuV/m dB dBuV dB/m dB dB cm deg 1 5190.00 97.30 ------ ------ 87.73 34.53 7.94 32.90 271 0 PEAK
Avg	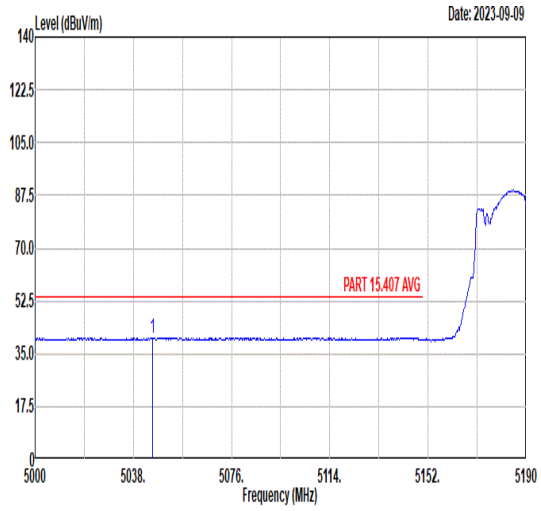 Freq Level Limit Line Margin Read Level Ant Factor Cable Loss Preamp Factor APos TPos Remark MHz dBuV/m dBuV/m dB dBuV dB/m dB dB cm deg 1 5045.41 40.39 54.00 -13.61 30.64 34.58 7.85 32.68 271 0 AVERAGE	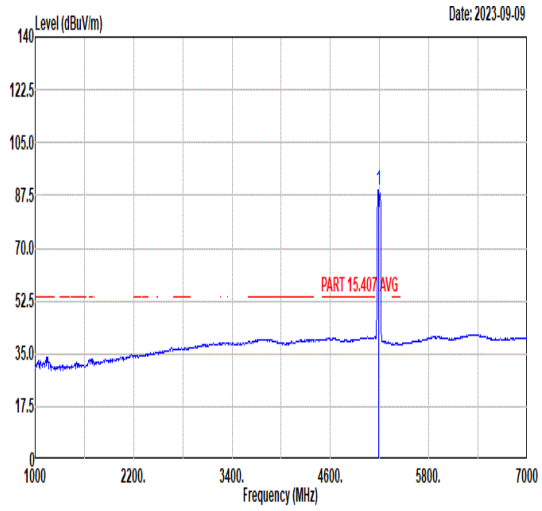 Freq Level Limit Line Margin Read Level Ant Factor Cable Loss Preamp Factor APos TPos Remark MHz dBuV/m dBuV/m dB dBuV dB/m dB dB cm deg 1 5190.00 89.08 ------ ------ 79.53 34.52 7.94 32.91 271 0 AVERAGE

Mode	19	
	Band Edge - R	
	U-NII-1_5.15-5.25_802.11be EHT40_CH38_Full_5190MHz	
ANT	CDD 9+15	
Pol.	Horizontal	Fundamental
Peak	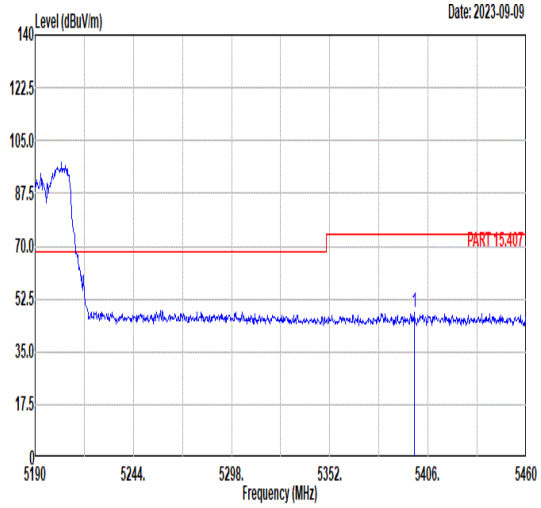 Freq Level Limit Line Margin Read Level Ant Factor Cable Loss Preamp Factor APos TPos Remark MHz dBuV/m dBuV/m dB dBuV dB/m dB dB cm deg 1 5398.44 47.83 74.00 -26.17 38.18 34.44 8.46 33.25 271 0 PEAK	Blank
Avg	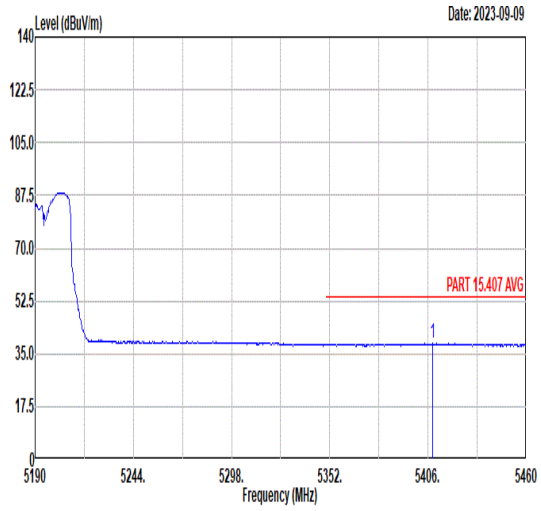 Freq Level Limit Line Margin Read Level Ant Factor Cable Loss Preamp Factor APos TPos Remark MHz dBuV/m dBuV/m dB dBuV dB/m dB dB cm deg 1 5408.70 38.72 54.00 -15.28 29.07 34.44 8.48 33.27 271 0 AVERAGE	Blank

Mode	19	
	Band Edge - L	
	U-NII-1_5.15-5.25_802.11be EHT40_CH38_Full_5190MHz	
ANT	CDD 9+15	
Pol.	Vertical	Fundamental
Peak	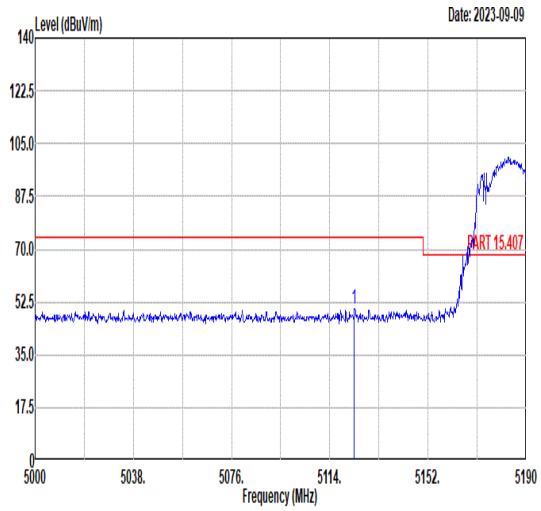 Freq Level Limit Line Margin Read Level Ant Factor Cable Loss Preamp Factor APos TPos Remark MHz dBuV/m dBuV/m dB dBuV dB/m dB dB cm deg 1 5123.50 50.42 74.00 -23.58 40.77 34.55 7.90 32.80 119 28 PEAK	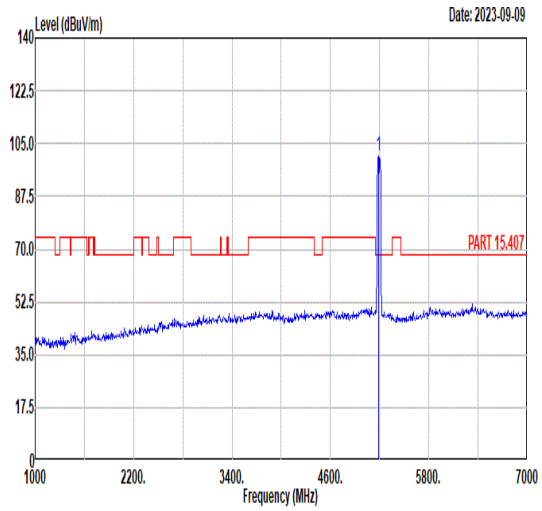 Freq Level Limit Line Margin Read Level Ant Factor Cable Loss Preamp Factor APos TPos Remark MHz dBuV/m dBuV/m dB dBuV dB/m dB dB cm deg 1 5190.00 100.91 ------ ------ 91.36 34.52 7.94 32.91 119 28 PEAK
Avg	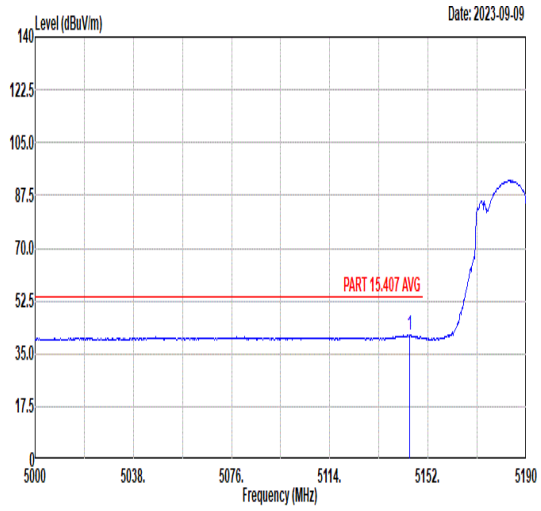 Freq Level Limit Line Margin Read Level Ant Factor Cable Loss Preamp Factor APos TPos Remark MHz dBuV/m dBuV/m dB dBuV dB/m dB dB cm deg 1 5144.97 41.08 54.00 -12.92 31.46 34.54 7.92 32.84 119 28 AVERAGE	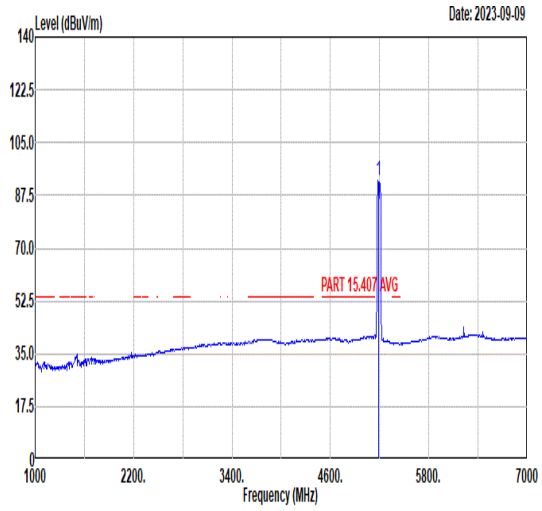 Freq Level Limit Line Margin Read Level Ant Factor Cable Loss Preamp Factor APos TPos Remark MHz dBuV/m dBuV/m dB dBuV dB/m dB dB cm deg 1 5190.00 92.23 ------ ------ 82.66 34.53 7.94 32.90 119 28 AVERAGE

Mode	19	
	Band Edge - R	
	U-NII-1_5.15-5.25_802.11be EHT40_CH38_Full_5190MHz	
ANT	CDD 9+15	
Pol.	Vertical	Fundamental
Peak	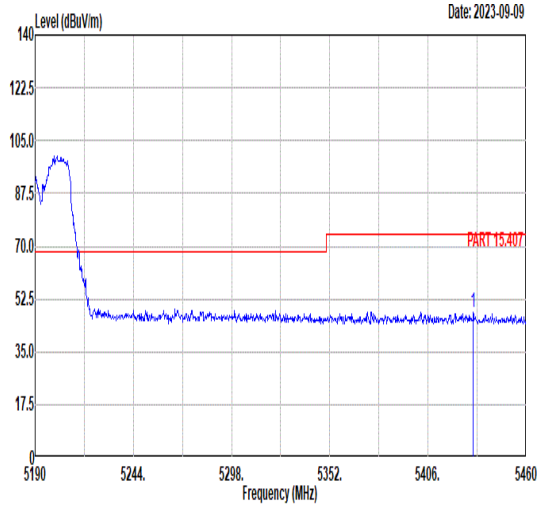 Freq Level Limit Line Margin Read Level Ant Factor Cable Loss Preamp Factor APos TPos Remark MHz dBuV/m dBuV/m dB dBuV dB/m dB dB cm deg 1 5430.84 48.26 74.00 -25.74 38.68 34.43 8.45 33.30 119 28 PEAK	Blank
Avg	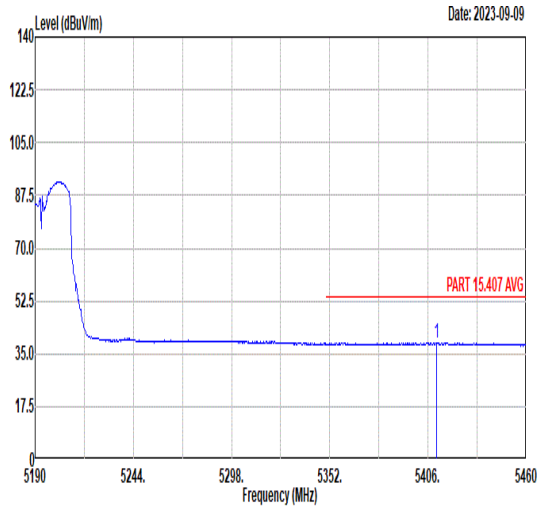 Freq Level Limit Line Margin Read Level Ant Factor Cable Loss Preamp Factor APos TPos Remark MHz dBuV/m dBuV/m dB dBuV dB/m dB dB cm deg 1 5410.86 38.70 54.00 -15.30 29.06 34.44 8.47 33.27 119 28 AVERAGE	Blank

Mode	20	
	Band Edge - L	
	U-NII-1_5.15-5.25_802.11be EHT40_CH46_Full_5230MHz	
ANT	CDD 9+15	
Pol.	Horizontal	Fundamental
Peak	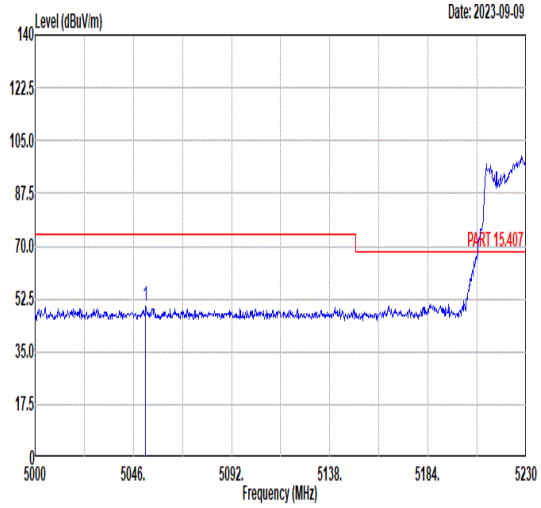 Freq Level Limit Line Margin Read Level Ant Factor Cable Loss Preamp Factor APos TPos Remark 1 5051.75 49.96 74.00 -24.04 40.22 34.58 7.85 32.69 349 0 PEAK	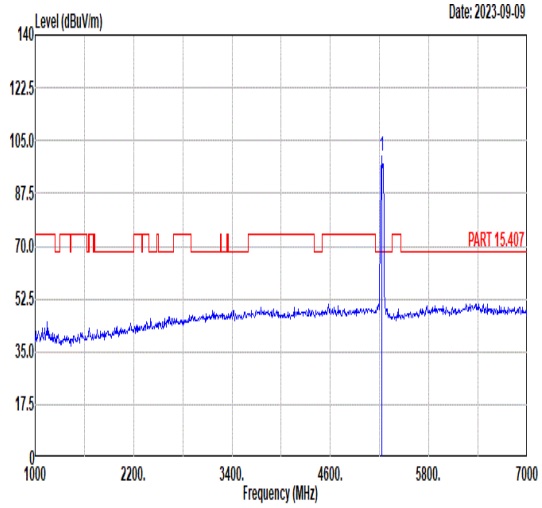 Freq Level Limit Line Margin Read Level Ant Factor Cable Loss Preamp Factor APos TPos Remark 1 5230.00 99.62 ------ ------ 90.09 34.51 7.99 32.97 349 0 PEAK
Avg	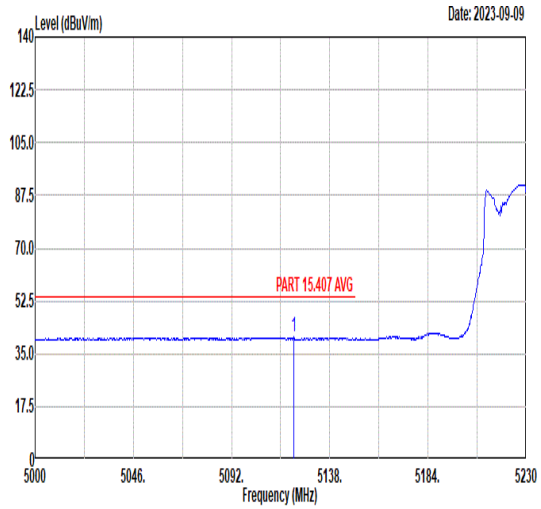 Freq Level Limit Line Margin Read Level Ant Factor Cable Loss Preamp Factor APos TPos Remark 1 5120.98 40.44 54.00 -13.56 30.79 34.55 7.90 32.80 349 0 AVERAGE	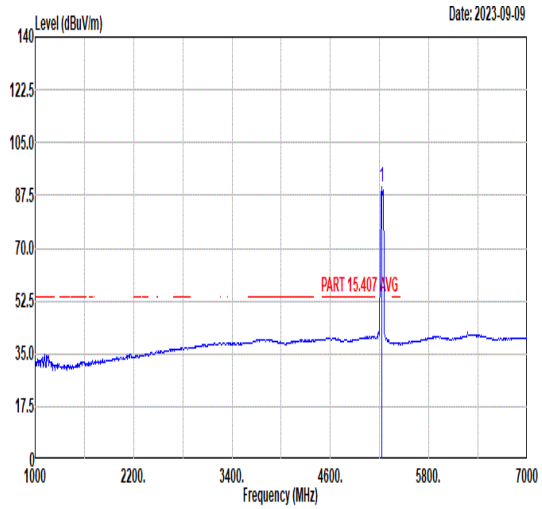 Freq Level Limit Line Margin Read Level Ant Factor Cable Loss Preamp Factor APos TPos Remark 1 5230.00 90.54 ------ ------ 81.00 34.51 8.01 32.98 349 0 AVERAGE

Mode	20	
	Band Edge - R	
	U-NII-1_5.15-5.25_802.11be EHT40_CH46_Full_5230MHz	
ANT	CDD 9+15	
Pol.	Horizontal	Fundamental
Peak	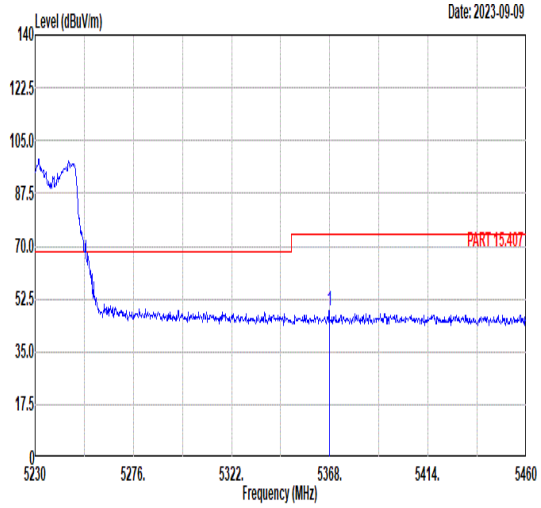 Freq Level Limit Line Margin Read Level Ant Factor Cable Loss Preamp Factor APos TPos Remark MHz dBuV/m dBuV/m dB dBuV dB/m dB dB cm deg 1 5367.77 48.80 74.00 -25.20 39.17 34.45 8.38 33.20 349 0 PEAK	Blank
Avg	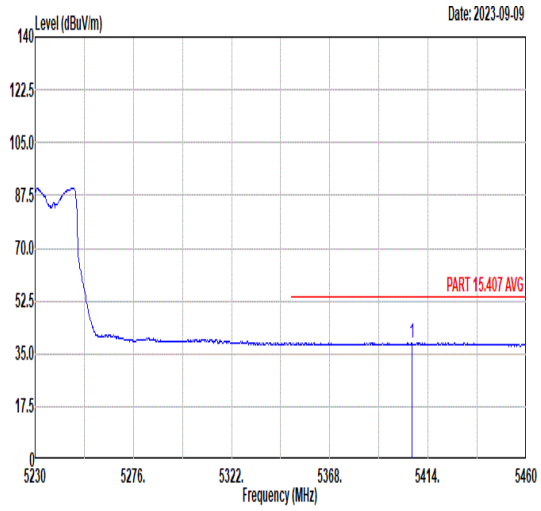 Freq Level Limit Line Margin Read Level Ant Factor Cable Loss Preamp Factor APos TPos Remark MHz dBuV/m dBuV/m dB dBuV dB/m dB dB cm deg 1 5406.64 38.54 54.00 -15.46 28.88 34.44 8.48 33.26 349 0 AVERAGE	Blank

Mode	20	
	Band Edge - L	
	U-NII-1_5.15-5.25_802.11be EHT40_CH46_Full_5230MHz	
ANT	CDD 9+15	
Pol.	Vertical	Fundamental
Peak	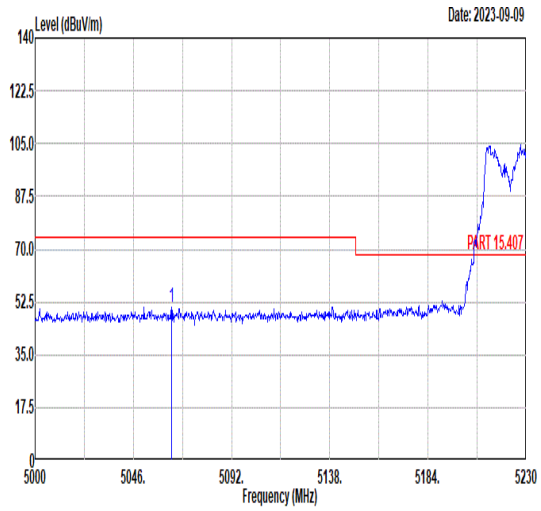 Freq Level Limit Line Margin Read Level Ant Factor Cable Loss Preamp Factor APos TPos Remark MHz dBuV/m dBuV/m dB dBuV dB/m dB dB cm deg 1 5063.94 50.96 74.00 -23.04 41.24 34.57 7.86 32.71 114 360 PEAK	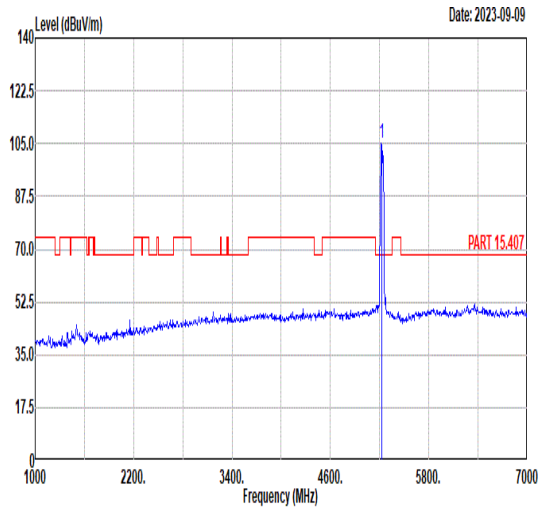 Freq Level Limit Line Margin Read Level Ant Factor Cable Loss Preamp Factor APos TPos Remark MHz dBuV/m dBuV/m dB dBuV dB/m dB dB cm deg 1 5230.00 104.98 ------ ------ 95.45 34.52 7.96 32.95 114 360 PEAK
Avg	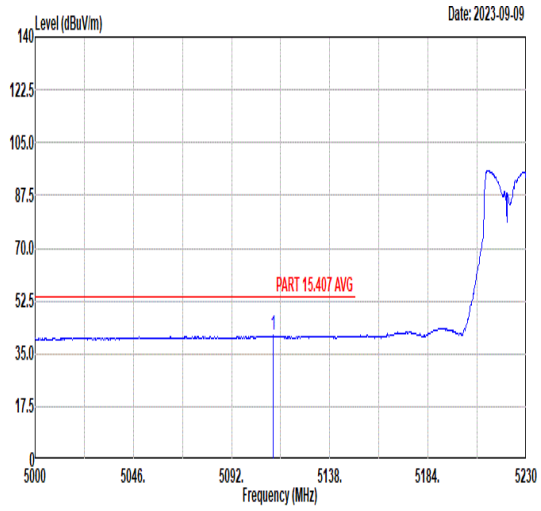 Freq Level Limit Line Margin Read Level Ant Factor Cable Loss Preamp Factor APos TPos Remark MHz dBuV/m dBuV/m dB dBuV dB/m dB dB cm deg 1 5111.55 41.08 54.00 -12.92 31.41 34.56 7.89 32.78 114 360 AVERAGE	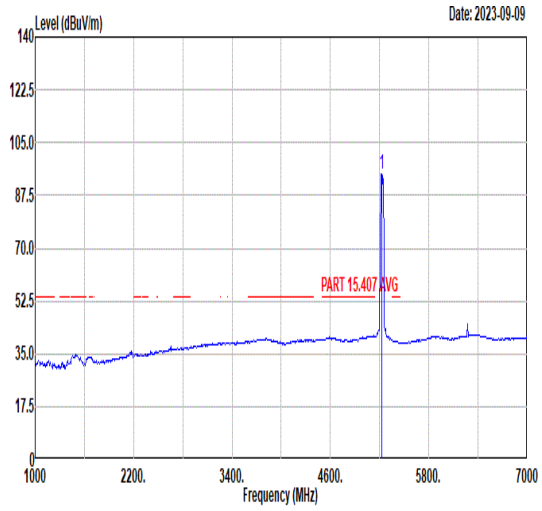 Freq Level Limit Line Margin Read Level Ant Factor Cable Loss Preamp Factor APos TPos Remark MHz dBuV/m dBuV/m dB dBuV dB/m dB dB cm deg 1 5230.00 94.78 ------ ------ 85.24 34.51 8.01 32.98 114 360 AVERAGE

Mode	20	
	Band Edge - R	
	U-NII-1_5.15-5.25_802.11be EHT40_CH46_Full_5230MHz	
ANT	CDD 9+15	
Pol.	Vertical	Fundamental
Peak	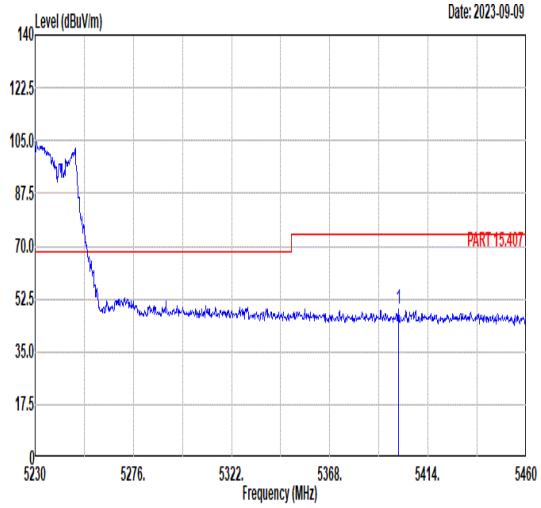 Freq Level Limit Line Margin Read Level Ant Factor Cable Loss Preamp Factor APos TPos Remark MHz dBuV/m dBuV/m dB dBuV dB/m dB dB cm deg 1 5400.20 49.02 74.00 -24.98 39.37 34.44 8.46 33.25 114 360 PEAK	Blank
Avg	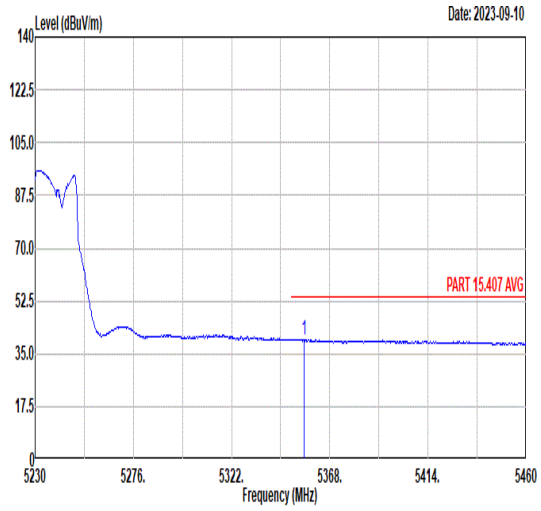 Freq Level Limit Line Margin Read Level Ant Factor Cable Loss Preamp Factor APos TPos Remark MHz dBuV/m dBuV/m dB dBuV dB/m dB dB cm deg 1 5355.81 39.78 54.00 -14.22 30.16 34.46 8.34 33.18 114 360 AVERAGE	Blank

Mode	21	
	Band Edge - L	
	U-NII-2A_5.25-5.35_802.11be EHT40_CH54_Full_5270MHz	
ANT	CDD 9+15	
Pol.	Horizontal	Fundamental
Peak	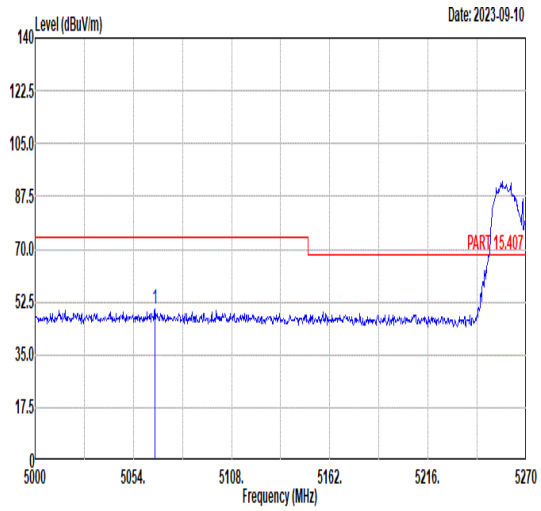 Freq Level Limit Line Margin Read Level Ant Factor Cable Loss Preamp Factor APos TPos Remark MHz dBuV/m dBuV/m dB dBuV dB/m dB dB cm deg 1 5065.88 49.99 74.00 -24.01 40.27 34.57 7.86 32.71 200 269 PEAK	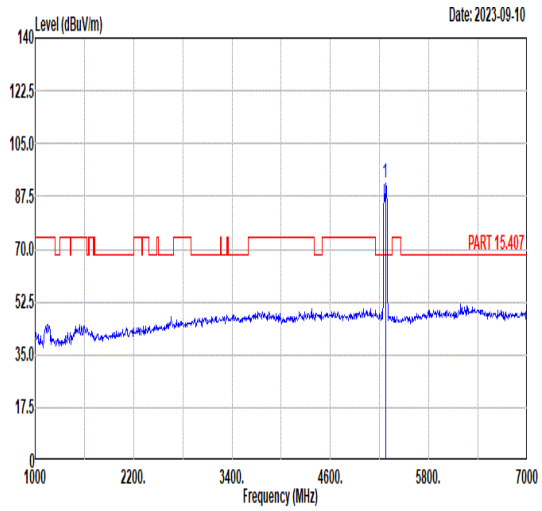 Freq Level Limit Line Margin Read Level Ant Factor Cable Loss Preamp Factor APos TPos Remark MHz dBuV/m dBuV/m dB dBuV dB/m dB dB cm deg 1 5270.00 91.94 ------ ------ 82.36 34.49 8.14 33.05 200 269 PEAK
Avg	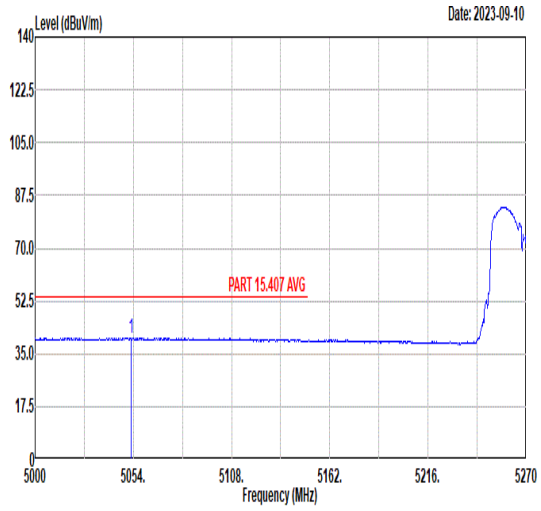 Freq Level Limit Line Margin Read Level Ant Factor Cable Loss Preamp Factor APos TPos Remark MHz dBuV/m dBuV/m dB dBuV dB/m dB dB cm deg 1 5052.65 40.24 54.00 -13.76 30.50 34.58 7.85 32.69 200 269 AVERAGE	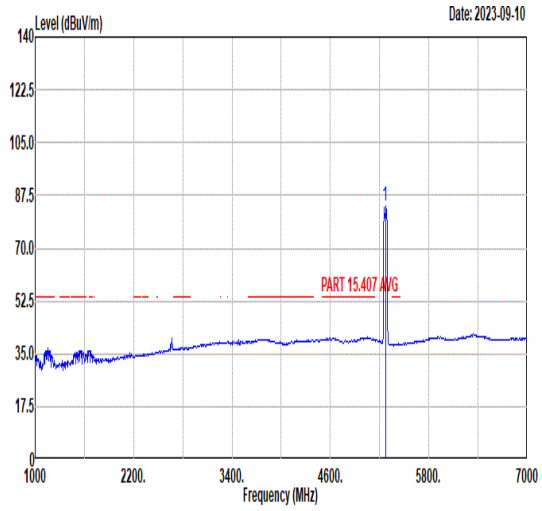 Freq Level Limit Line Margin Read Level Ant Factor Cable Loss Preamp Factor APos TPos Remark MHz dBuV/m dBuV/m dB dBuV dB/m dB dB cm deg 1 5270.00 84.08 ------ ------ 74.50 34.49 8.14 33.05 200 269 AVERAGE

Mode	21	
	Band Edge - R	
	U-NII-2A_5.25-5.35_802.11be EHT40_CH54_Full_5270MHz	
ANT	CDD 9+15	
Pol.	Horizontal	Fundamental
Peak	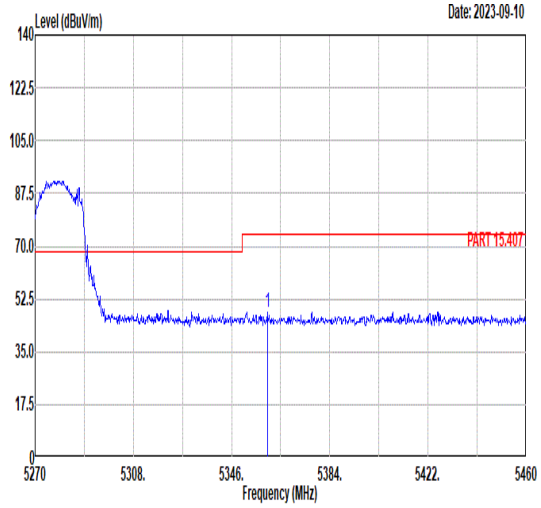 Freq Level Limit Line Margin Read Level Ant Factor Cable Loss Preamp Factor APos TPos Remark MHz dBuV/m dBuV/m dB dBuV dB/m dB dB cm deg 1 5359.87 47.97 74.00 -26.03 38.35 34.46 8.35 33.19 200 269 PEAK	Blank
Avg	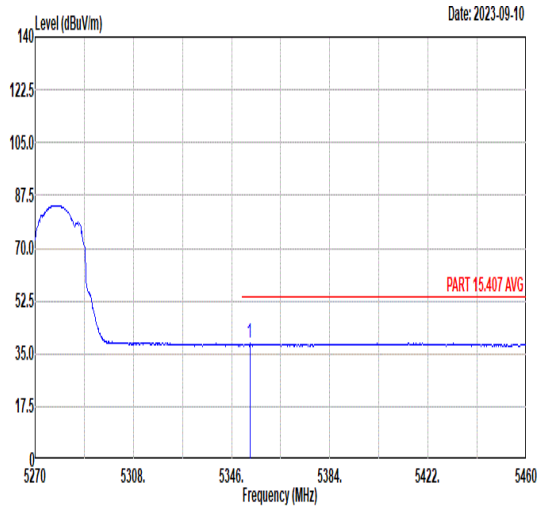 Freq Level Limit Line Margin Read Level Ant Factor Cable Loss Preamp Factor APos TPos Remark MHz dBuV/m dBuV/m dB dBuV dB/m dB dB cm deg 1 5353.03 38.46 54.00 -15.54 28.83 34.46 8.34 33.17 200 269 AVERAGE	Blank

Mode	21	
	Band Edge - L	
	U-NII-2A_5.25-5.35_802.11be EHT40_CH54_Full_5270MHz	
ANT	CDD 9+15	
Pol.	Vertical	Fundamental
Peak	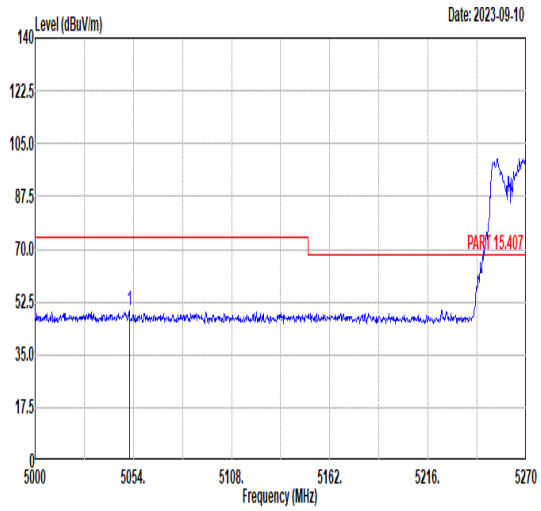 Freq Level Limit Line Margin Read Level Ant Factor Cable Loss Preamp Factor APos TPos Remark MHz dBuV/m dBuV/m dB dBuV dB/m dB dB cm deg 1 5051.84 49.86 74.00 -24.14 40.12 34.58 7.85 32.69 300 34 PEAK	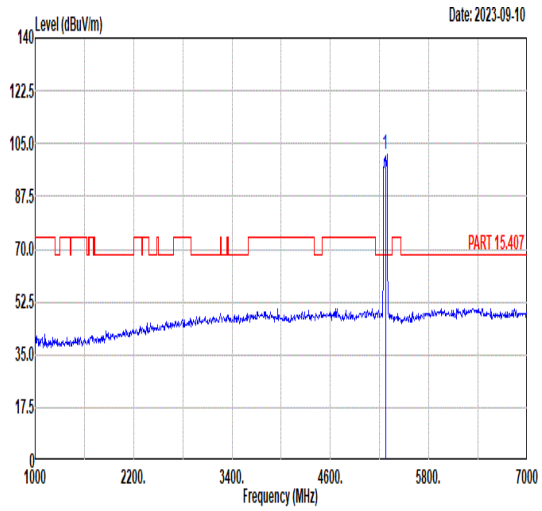 Freq Level Limit Line Margin Read Level Ant Factor Cable Loss Preamp Factor APos TPos Remark MHz dBuV/m dBuV/m dB dBuV dB/m dB dB cm deg 1 5270.00 101.18 ------ ------ 91.60 34.48 8.17 33.07 300 34 PEAK
Avg	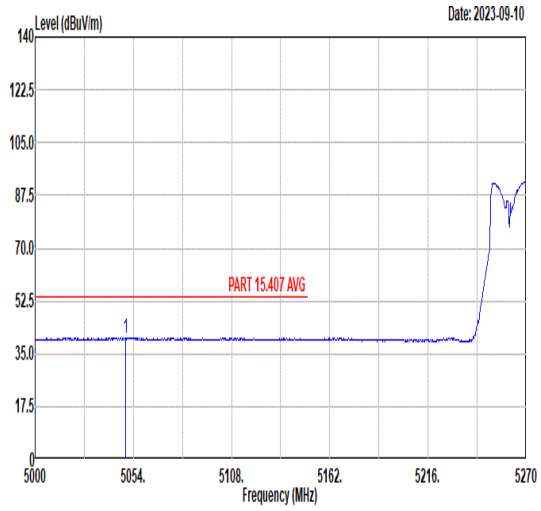 Freq Level Limit Line Margin Read Level Ant Factor Cable Loss Preamp Factor APos TPos Remark MHz dBuV/m dBuV/m dB dBuV dB/m dB dB cm deg 1 5049.68 40.32 54.00 -13.68 30.57 34.58 7.85 32.68 300 34 AVERAGE	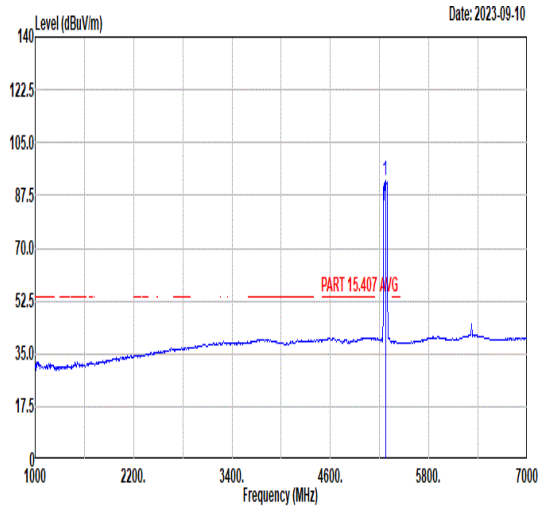 Freq Level Limit Line Margin Read Level Ant Factor Cable Loss Preamp Factor APos TPos Remark MHz dBuV/m dBuV/m dB dBuV dB/m dB dB cm deg 1 5270.00 92.27 ------ ------ 82.70 34.49 8.12 33.04 300 34 AVERAGE

Mode	21	
	Band Edge - R	
	U-NII-2A_5.25-5.35_802.11be EHT40_CH54_Full_5270MHz	
ANT	CDD 9+15	
Pol.	Vertical	Fundamental
Peak	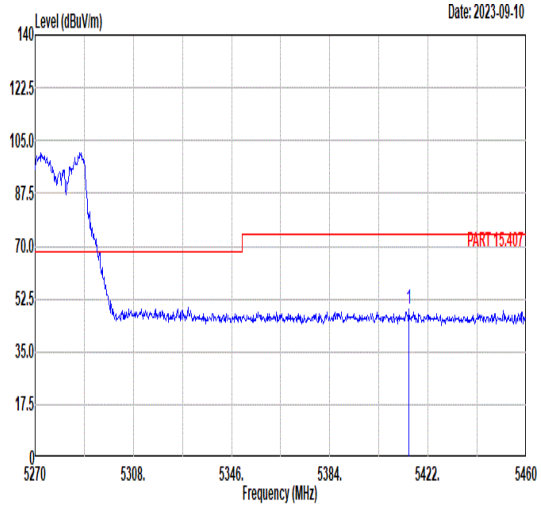 Freq Level Limit Line Margin Read Level Ant Factor Cable Loss Preamp Factor APos TPos Remark MHz dBuV/m dBuV/m dB dBuV dB/m dB dB cm deg 1 5414.59 49.12 74.00 -24.88 39.49 34.43 8.47 33.27 300 34 PEAK	Blank
Avg	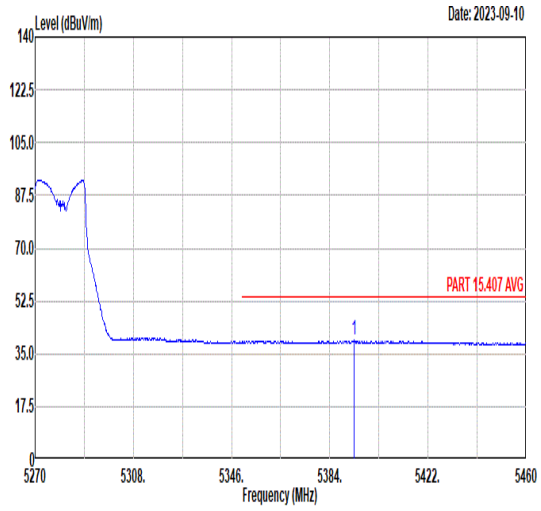 Freq Level Limit Line Margin Read Level Ant Factor Cable Loss Preamp Factor APos TPos Remark MHz dBuV/m dBuV/m dB dBuV dB/m dB dB cm deg 1 5393.31 39.36 54.00 -14.64 29.72 34.44 8.44 33.24 300 34 AVERAGE	Blank

Mode	22	
	Band Edge - L	
	U-NII-2A_5.25-5.35_802.11be EHT40_CH62_Full_5310MHz	
ANT	CDD 9+15	
Pol.	Horizontal	Fundamental
Peak	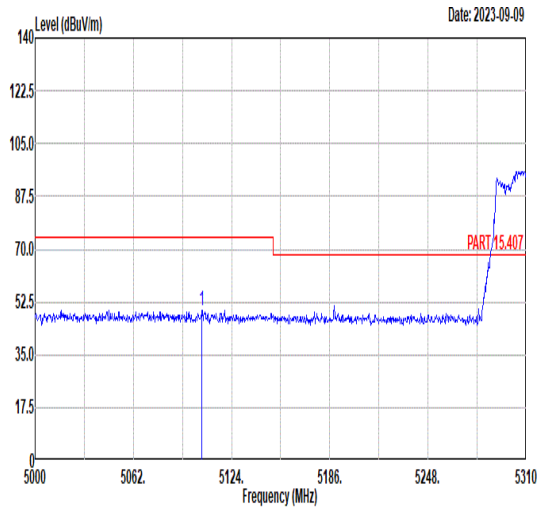 Freq Level Limit Line Margin Read Level Ant Factor Cable Loss Preamp Factor APos TPos Remark MHz dBuV/m dBuV/m dB dBuV dB/m dB dB cm deg 1 5105.40 49.77 74.00 -24.23 40.09 34.56 7.89 32.77 391 360 PEAK	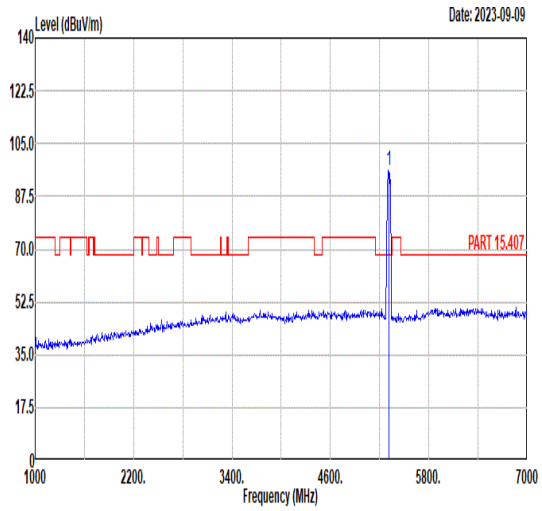 Freq Level Limit Line Margin Read Level Ant Factor Cable Loss Preamp Factor APos TPos Remark MHz dBuV/m dBuV/m dB dBuV dB/m dB dB cm deg 1 5310.00 96.15 ------ ------ 86.55 34.48 8.22 33.10 391 360 PEAK
Avg	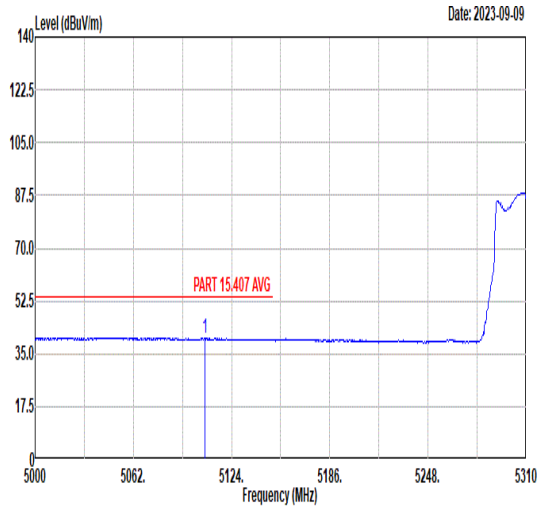 Freq Level Limit Line Margin Read Level Ant Factor Cable Loss Preamp Factor APos TPos Remark MHz dBuV/m dBuV/m dB dBuV dB/m dB dB cm deg 1 5107.26 40.34 54.00 -13.66 30.67 34.56 7.89 32.78 391 360 AVERAGE	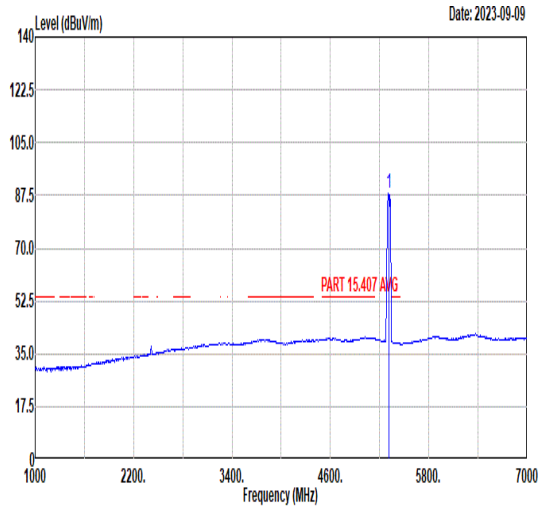 Freq Level Limit Line Margin Read Level Ant Factor Cable Loss Preamp Factor APos TPos Remark MHz dBuV/m dBuV/m dB dBuV dB/m dB dB cm deg 1 5310.00 88.10 ------ ------ 78.50 34.48 8.22 33.10 391 360 AVERAGE

Mode	22	
	Band Edge - R	
	U-NII-2A_5.25-5.35_802.11be EHT40_CH62_Full_5310MHz	
ANT	CDD 9+15	
Pol.	Horizontal	Fundamental
Peak	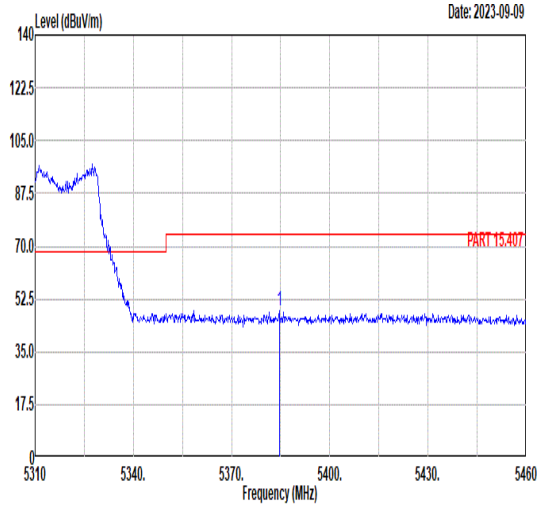 Freq Level Limit Line Margin Read Level Ant Factor Cable Loss Preamp Factor APos TPos Remark MHz dBuV/m dBuV/m dB dBuV dB/m dB dB cm deg 1 5384.55 48.63 74.00 -25.37 38.99 34.45 8.42 33.23 391 360 PEAK	Blank
Avg	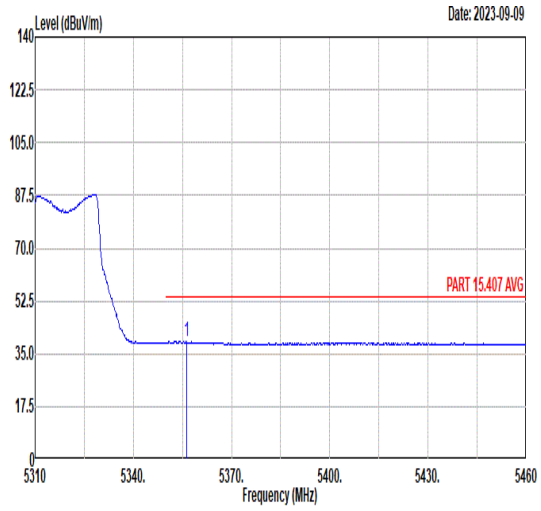 Freq Level Limit Line Margin Read Level Ant Factor Cable Loss Preamp Factor APos TPos Remark MHz dBuV/m dBuV/m dB dBuV dB/m dB dB cm deg 1 5356.35 39.17 54.00 -14.83 29.55 34.46 8.34 33.18 391 360 AVERAGE	Blank

Mode	22	
	Band Edge - L	
	U-NII-2A_5.25-5.35_802.11be EHT40_CH62_Full_5310MHz	
ANT	CDD 9+15	
Pol.	Vertical	Fundamental
Peak	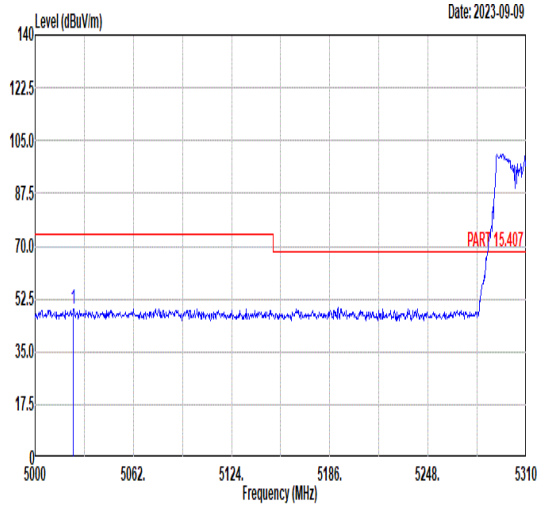 Freq Level Limit Line Margin Read Level Ant Factor Cable Loss Preamp Factor APos TPos Remark MHz dBuV/m dBuV/m dB dBuV dB/m dB dB cm deg 1 5024.18 49.18 74.00 -24.82 39.40 34.59 7.83 32.64 109 357 PEAK	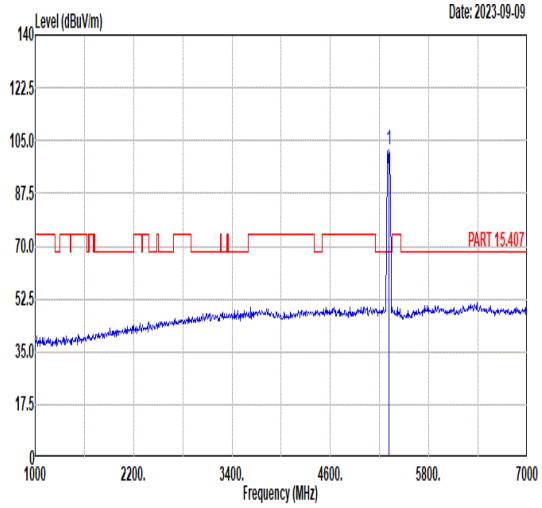 Freq Level Limit Line Margin Read Level Ant Factor Cable Loss Preamp Factor APos TPos Remark MHz dBuV/m dBuV/m dB dBuV dB/m dB dB cm deg 1 5310.00 101.84 ------ ------ 92.25 34.47 8.23 33.11 109 357 PEAK
Avg	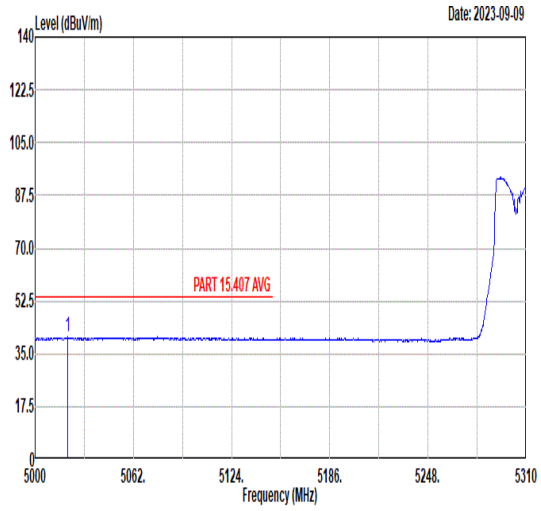 Freq Level Limit Line Margin Read Level Ant Factor Cable Loss Preamp Factor APos TPos Remark MHz dBuV/m dBuV/m dB dBuV dB/m dB dB cm deg 1 5020.77 40.43 54.00 -13.57 30.65 34.59 7.83 32.64 109 357 AVERAGE	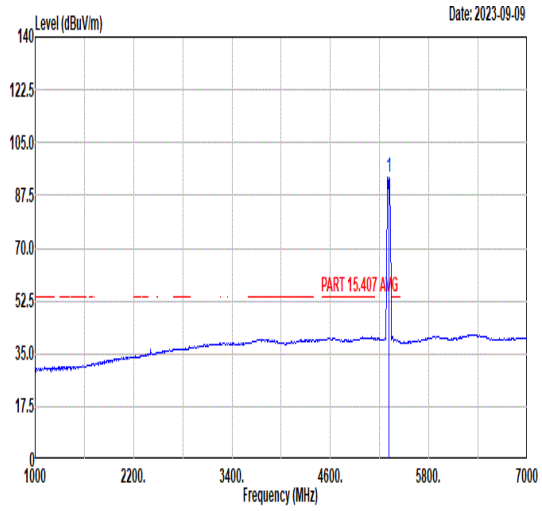 Freq Level Limit Line Margin Read Level Ant Factor Cable Loss Preamp Factor APos TPos Remark MHz dBuV/m dBuV/m dB dBuV dB/m dB dB cm deg 1 5310.00 93.45 ------ ------ 83.87 34.48 8.17 33.07 109 357 AVERAGE

Mode	22	
	Band Edge - R	
	U-NII-2A_5.25-5.35_802.11be EHT40_CH62_Full_5310MHz	
ANT	CDD 9+15	
Pol.	Vertical	Fundamental
Peak	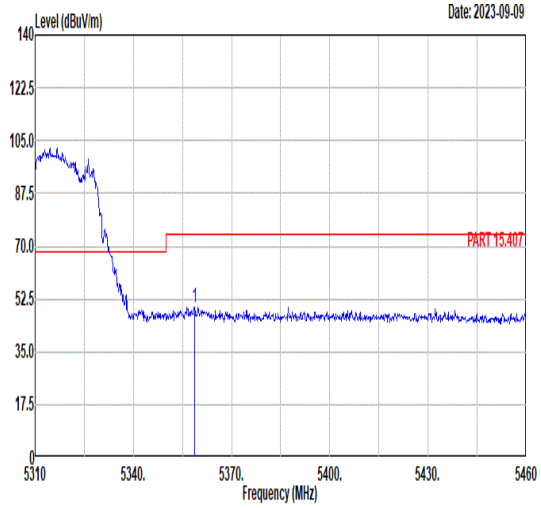 Freq Level Limit Line Margin Read Level Ant Factor Cable Loss Preamp Factor APos TPos Remark MHz dBuV/m dBuV/m dB dBuV dB/m dB dB cm deg 1 5358.60 49.84 74.00 -24.16 40.21 34.46 8.35 33.18 109 357 PEAK	Blank
Avg	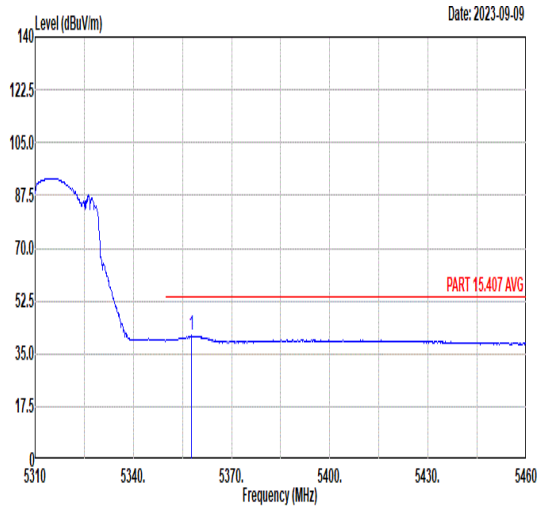 Freq Level Limit Line Margin Read Level Ant Factor Cable Loss Preamp Factor APos TPos Remark MHz dBuV/m dBuV/m dB dBuV dB/m dB dB cm deg 1 5357.85 41.23 54.00 -12.77 31.60 34.46 8.35 33.18 109 357 AVERAGE	Blank

Mode	23	
	Band Edge - L	
	U-NII-2C_5.47-5.725_802.11be EHT40_CH102_Full_5510MHz	
ANT	CDD 9+15	
Pol.	Horizontal	Fundamental
Peak	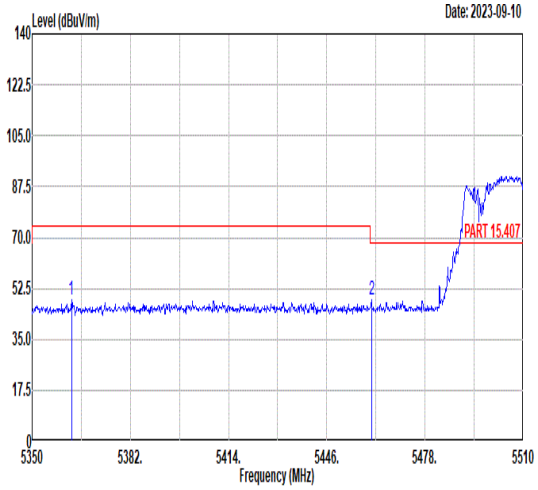 Freq Level Limit Line Margin Read Level Ant Factor Cable Loss Preamp Factor APos TPos Remark MHz dBuV/m dBuV/m dB dBuV dB/m dB dB cm deg 1 5362.80 48.35 74.00 -25.65 38.73 34.45 8.36 33.19 300 15 PEAK 2 5460.56 48.67 68.30 -19.63 39.19 34.42 8.41 33.35 300 15 PEAK	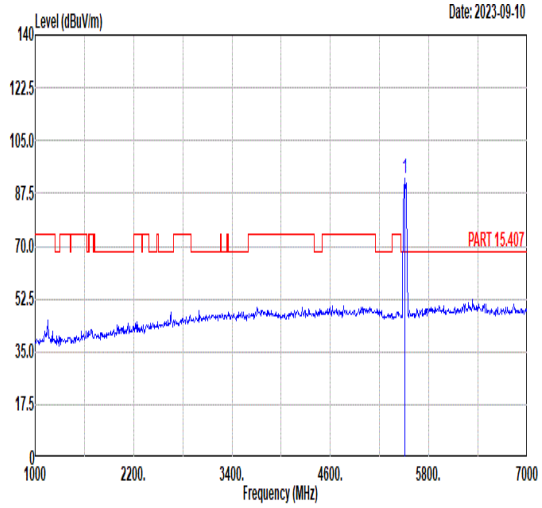 Freq Level Limit Line Margin Read Level Ant Factor Cable Loss Preamp Factor APos TPos Remark MHz dBuV/m dBuV/m dB dBuV dB/m dB dB cm deg 1 5510.00 92.68 ------ ------ 83.32 34.41 8.35 33.40 300 15 PEAK
Avg	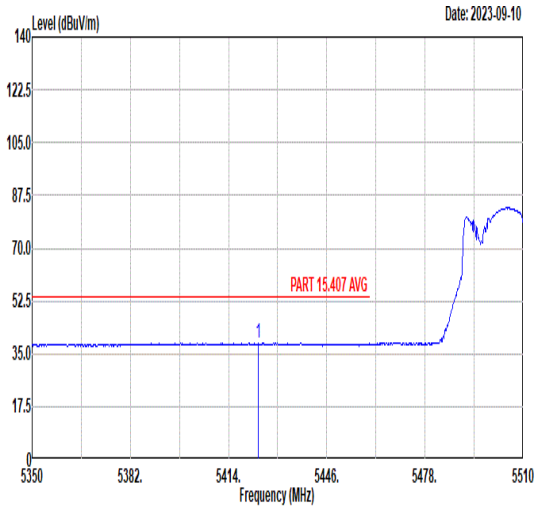 Freq Level Limit Line Margin Read Level Ant Factor Cable Loss Preamp Factor APos TPos Remark MHz dBuV/m dBuV/m dB dBuV dB/m dB dB cm deg 1 5423.76 38.51 54.00 -15.49 28.91 34.43 8.46 33.29 300 15 AVERAGE	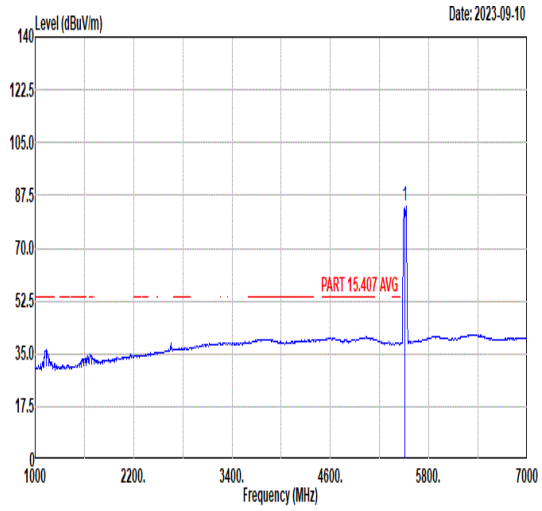 Freq Level Limit Line Margin Read Level Ant Factor Cable Loss Preamp Factor APos TPos Remark MHz dBuV/m dBuV/m dB dBuV dB/m dB dB cm deg 1 5510.00 83.77 ------ ------ 74.39 34.45 8.32 33.39 300 15 AVERAGE

Mode	23	
	Band Edge - R	
	U-NII-2C_5.47-5.725_802.11be EHT40_CH102_Full_5510MHz	
ANT	CDD 9+15	
Pol.	Horizontal	Fundamental
Peak	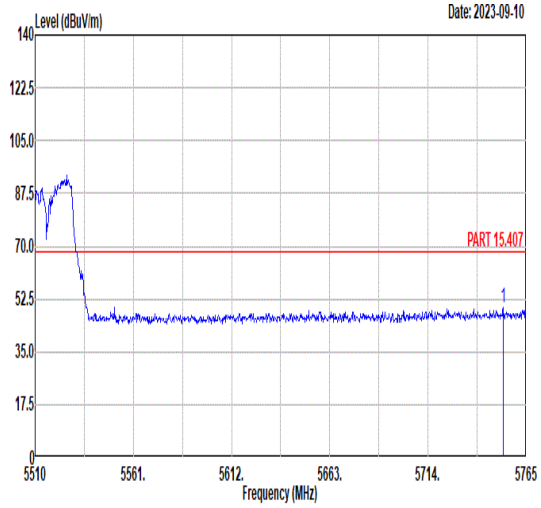 Freq Level Limit Line Margin Read Level Ant Factor Cable Loss Preamp Factor APos TPos Remark MHz dBuV/m dBuV/m dB dBuV dB/m dB dB cm deg 1 5753.02 49.62 68.30 -18.68 39.23 34.96 8.78 33.35 300 15 PEAK	Blank

Mode	23
	Band Edge - L
	U-NII-2C_5.47-5.725_802.11be EHT40_CH102_Full_5510MHz
ANT	CDD 9+15

Pol.	Vertical	Fundamental
Peak	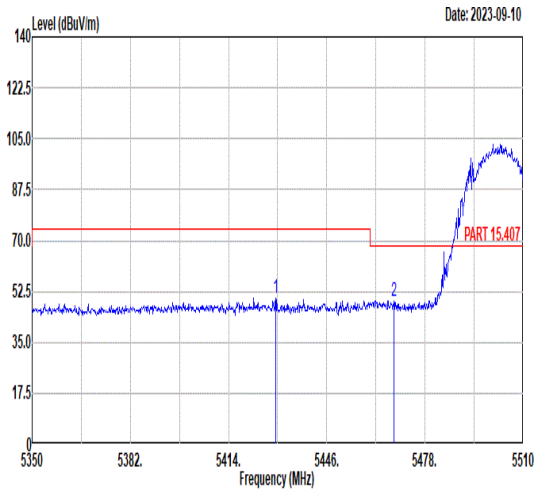 Freq Level Limit Line Margin Read Level Ant Factor Cable Loss Preamp Factor APos TPos Remark MHz dBuV/m dBuV/m dB dBuV dB/m dB dB cm deg 1 5429.36 49.97 74.00 -24.03 40.39 34.43 8.45 33.30 232 360 PEAK 2 5467.76 49.27 68.30 -19.03 39.82 34.41 8.40 33.36 232 360 PEAK	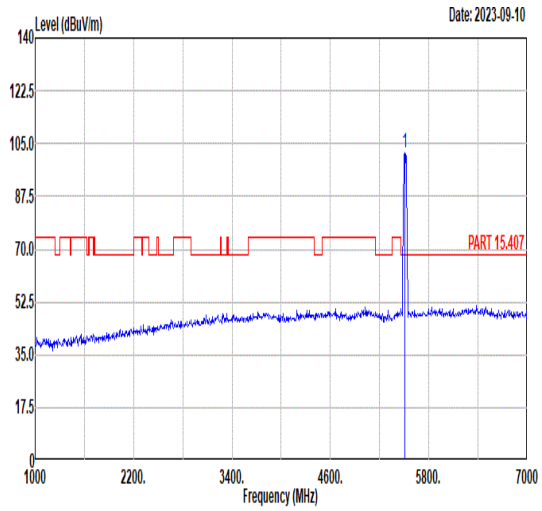 Freq Level Limit Line Margin Read Level Ant Factor Cable Loss Preamp Factor APos TPos Remark MHz dBuV/m dBuV/m dB dBuV dB/m dB dB cm deg 1 5510.00 101.98 ------ ------ 92.62 34.41 8.35 33.40 232 360 PEAK
Avg	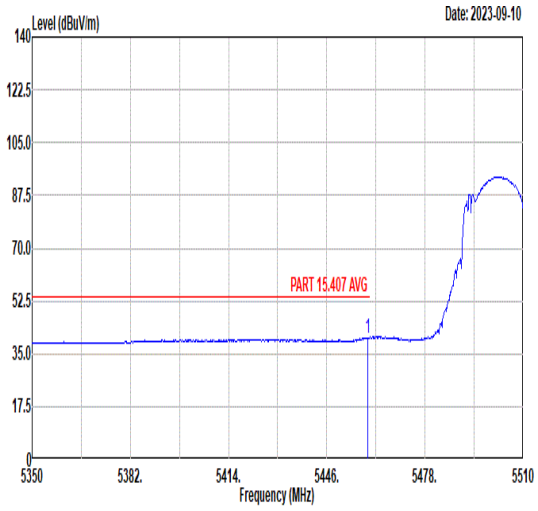 Freq Level Limit Line Margin Read Level Ant Factor Cable Loss Preamp Factor APos TPos Remark MHz dBuV/m dBuV/m dB dBuV dB/m dB dB cm deg 1 5459.28 40.32 54.00 -13.68 30.84 34.42 8.41 33.35 232 360 AVERAGE	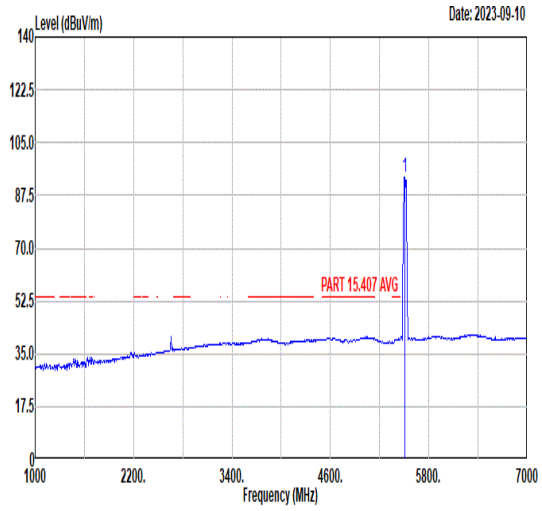 Freq Level Limit Line Margin Read Level Ant Factor Cable Loss Preamp Factor APos TPos Remark MHz dBuV/m dBuV/m dB dBuV dB/m dB dB cm deg 1 5510.00 93.52 ------ ------ 84.16 34.40 8.36 33.40 232 360 AVERAGE

Mode	23	
	Band Edge - R	
	U-NII-2C_5.47-5.725_802.11be EHT40_CH102_Full_5510MHz	
ANT	CDD 9+15	
Pol.	Vertical	Fundamental
Peak	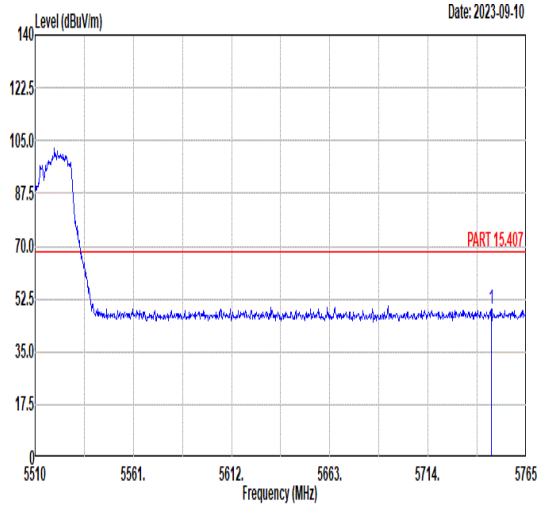 Freq Level Limit Line Margin Read Level Ant Factor Cable Loss Preamp Factor APos TPos Remark MHz dBuV/m dBuV/m dB dBuV dB/m dB dB cm deg 1 5746.90 49.31 68.30 -18.99 38.97 34.94 8.75 33.35 232 360 PEAK	Blank

Mode	24	
	Band Edge - L	
	U-NII-2C_5.47-5.725_802.11be EHT40_CH134_Full_5670MHz	
ANT	CDD 9+15	
Pol.	Horizontal	Fundamental
Peak	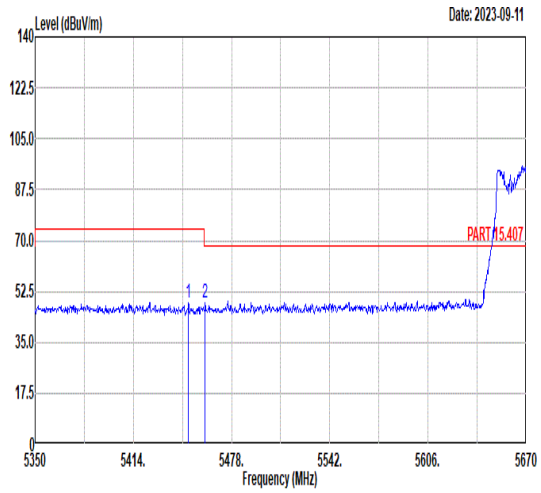 Freq Level Limit Line Margin Read Level Ant Factor Cable Loss Preamp Factor APos TPos Remark MHz dBuV/m dBuV/m dB dBuV dB/m dB dB cm deg 1 5449.84 48.62 74.00 -25.38 39.11 34.42 8.42 33.33 286 360 PEAK 2 5460.72 48.41 68.30 -19.89 38.93 34.42 8.41 33.35 286 360 PEAK	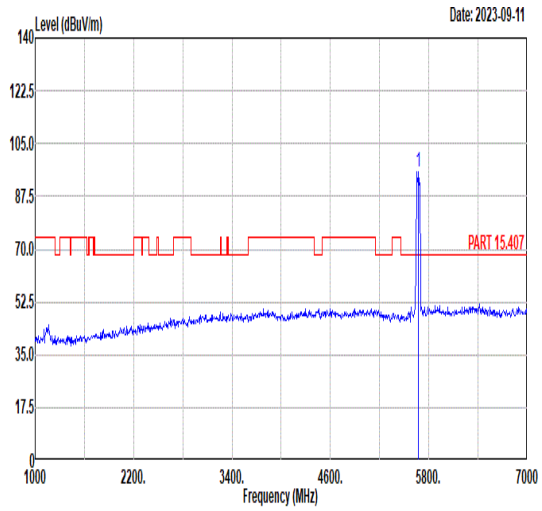 Freq Level Limit Line Margin Read Level Ant Factor Cable Loss Preamp Factor APos TPos Remark MHz dBuV/m dBuV/m dB dBuV dB/m dB dB cm deg 1 5670.00 95.58 ------ ------ 85.79 34.74 8.42 33.37 286 360 PEAK
Avg	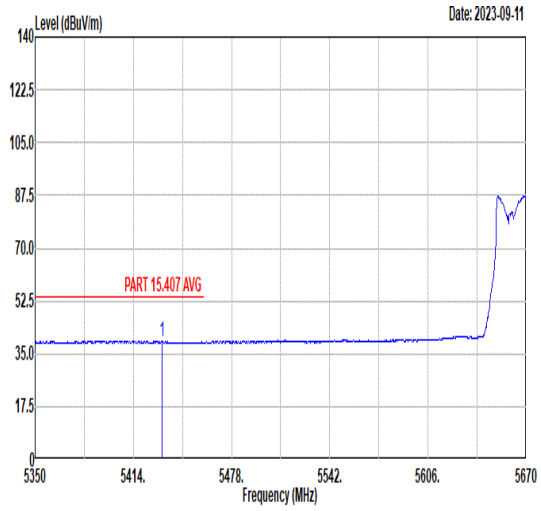 Freq Level Limit Line Margin Read Level Ant Factor Cable Loss Preamp Factor APos TPos Remark MHz dBuV/m dBuV/m dB dBuV dB/m dB dB cm deg 1 5432.56 39.26 54.00 -14.74 29.68 34.43 8.45 33.30 286 360 AVERAGE	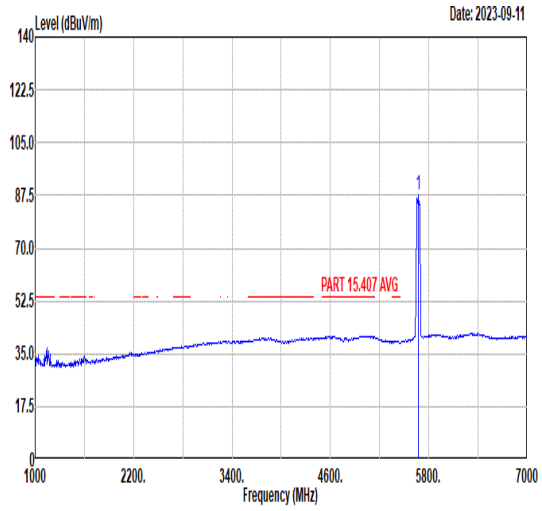 Freq Level Limit Line Margin Read Level Ant Factor Cable Loss Preamp Factor APos TPos Remark MHz dBuV/m dBuV/m dB dBuV dB/m dB dB cm deg 1 5670.00 87.65 ------ ------ 77.75 34.78 8.49 33.37 286 360 AVERAGE

Mode	24	
	Band Edge - R	
	U-NII-2C_5.47-5.725_802.11be EHT40_CH134_Full_5670MHz	
ANT	CDD 9+15	
Pol.	Horizontal	Fundamental
Peak	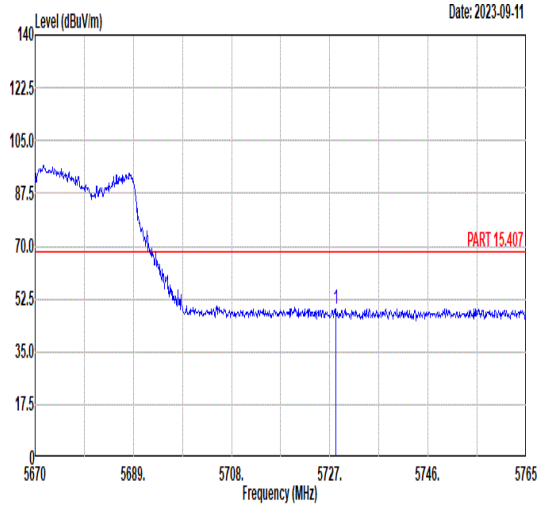 Freq Level Limit Line Margin Read Level Ant Factor Cable Loss Preamp Factor APos TPos Remark MHz dBuV/m dBuV/m dB dBuV dB/m dB dB cm deg 1 5728.24 49.32 68.30 -18.98 39.08 34.90 8.69 33.35 286 360 PEAK	Blank

Mode	24
	Band Edge - L
	U-NII-2C_5.47-5.725_802.11be EHT40_CH134_Full_5670MHz
ANT	CDD 9+15

Pol.	Vertical	Fundamental
Peak	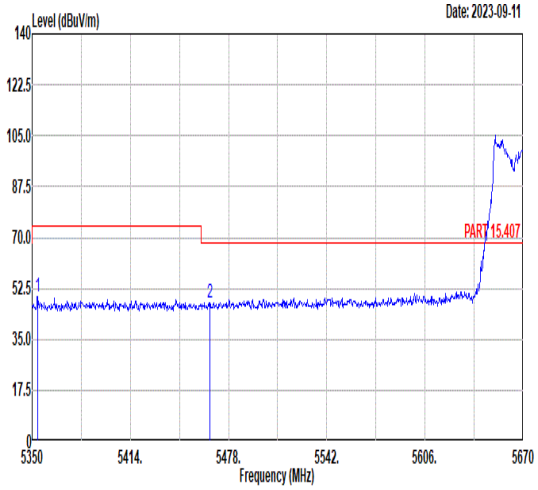 Freq Level Limit Line Margin Read Level Ant Factor Cable Loss Preamp Factor APos TPos Remark MHz dBuV/m dBuV/m dB dBuV dB/m dB dB cm deg 1 5353.52 49.79 74.00 -24.21 40.17 34.46 8.34 33.18 198 22 PEAK 2 5465.84 47.47 68.30 -20.83 38.02 34.41 8.40 33.36 198 22 PEAK	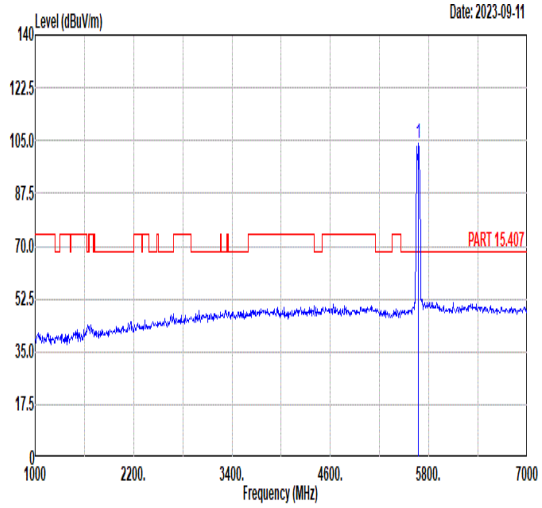 Freq Level Limit Line Margin Read Level Ant Factor Cable Loss Preamp Factor APos TPos Remark MHz dBuV/m dBuV/m dB dBuV dB/m dB dB cm deg 1 5670.00 104.09 ------ ------ 94.19 34.78 8.49 33.37 198 22 PEAK
Avg	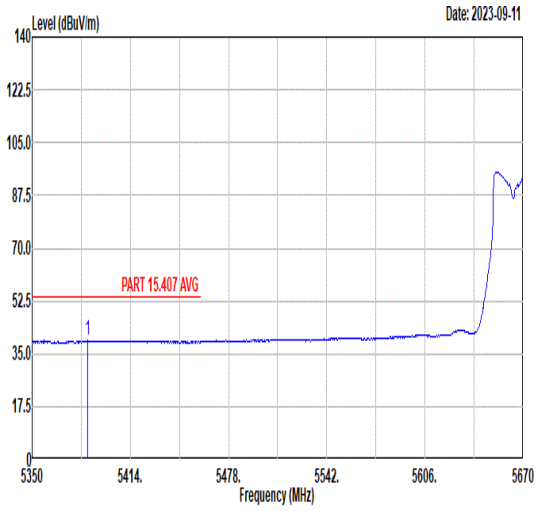 Freq Level Limit Line Margin Read Level Ant Factor Cable Loss Preamp Factor APos TPos Remark MHz dBuV/m dBuV/m dB dBuV dB/m dB dB cm deg 1 5386.16 39.61 54.00 -14.39 29.97 34.45 8.42 33.23 198 22 AVERAGE	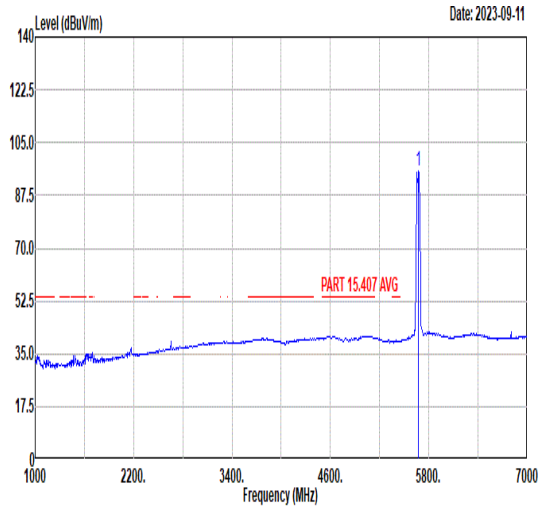 Freq Level Limit Line Margin Read Level Ant Factor Cable Loss Preamp Factor APos TPos Remark MHz dBuV/m dBuV/m dB dBuV dB/m dB dB cm deg 1 5670.00 95.81 ------ ------ 85.91 34.78 8.49 33.37 198 22 AVERAGE

Mode	24	
	Band Edge - R	
	U-NII-2C_5.47-5.725_802.11be EHT40_CH134_Full_5670MHz	
ANT	CDD 9+15	
Pol.	Vertical	Fundamental
Peak	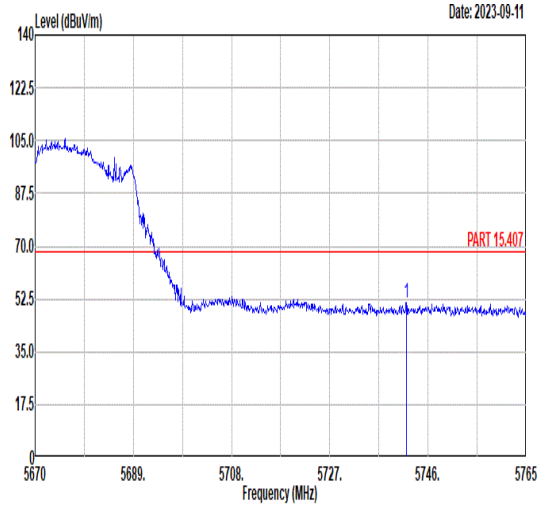 Freq Level Limit Line Margin Read Level Ant Factor Cable Loss Preamp Factor APos TPos Remark MHz dBuV/m dBuV/m dB dBuV dB/m dB dB cm deg 1 5741.82 51.14 68.30 -17.16 40.82 34.93 8.74 33.35 198 22 PEAK	Blank

Mode	25	
	Band Edge - L	
	U-NII-1_5.15-5.25_802.11be EHT80_CH42_Full_5210MHz	
ANT	CDD 9+15	
Pol.	Horizontal	Fundamental
Peak	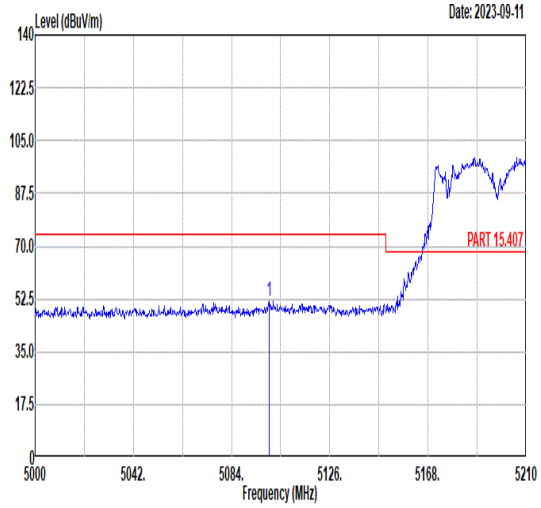 Freq Level Limit Line Margin Read Level Ant Factor Cable Loss Preamp Factor APos TPos Remark MHz dBuV/m dBuV/m dB dBuV dB/m dB dB cm deg 1 5099.96 51.94 74.00 -22.06 42.26 34.56 7.89 32.77 226 46 PEAK	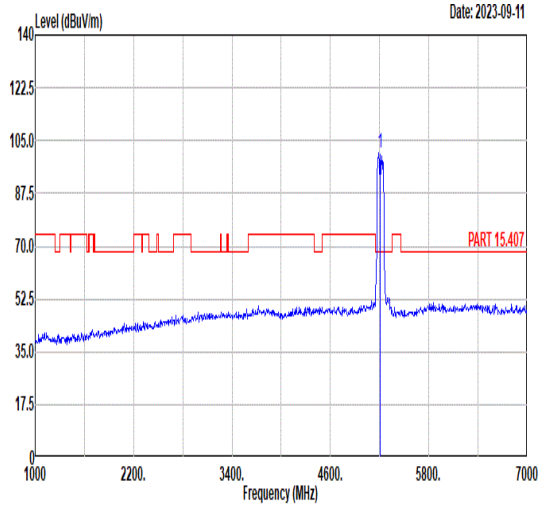 Freq Level Limit Line Margin Read Level Ant Factor Cable Loss Preamp Factor APos TPos Remark MHz dBuV/m dBuV/m dB dBuV dB/m dB dB cm deg 1 5210.00 101.05 ------ ------ 91.50 34.52 7.94 32.91 226 46 PEAK
Avg	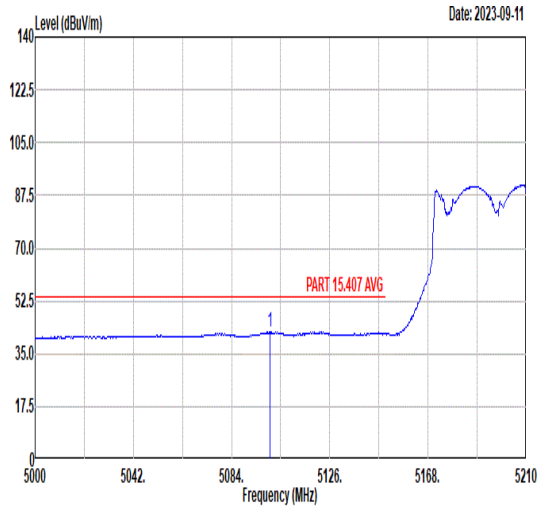 Freq Level Limit Line Margin Read Level Ant Factor Cable Loss Preamp Factor APos TPos Remark MHz dBuV/m dBuV/m dB dBuV dB/m dB dB cm deg 1 5100.38 42.45 54.00 -11.55 32.77 34.56 7.89 32.77 226 46 AVERAGE	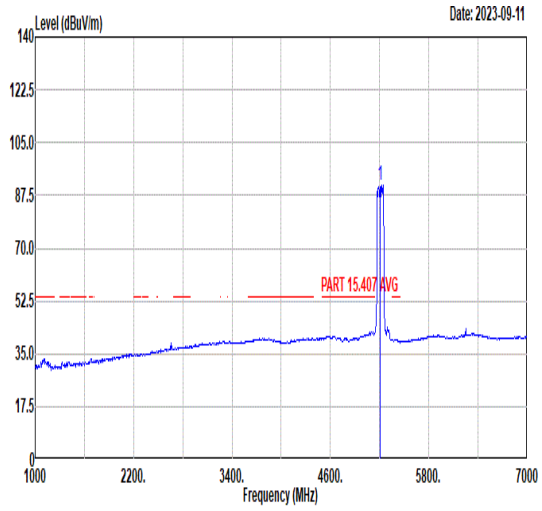 Freq Level Limit Line Margin Read Level Ant Factor Cable Loss Preamp Factor APos TPos Remark MHz dBuV/m dBuV/m dB dBuV dB/m dB dB cm deg 1 5210.00 90.89 ------ ------ 81.35 34.51 8.01 32.98 226 46 AVERAGE

Mode	25	
	Band Edge - R	
	U-NII-1_5.15-5.25_802.11be EHT80_CH42_Full_5210MHz	
ANT	CDD 9+15	
Pol.	Horizontal	Fundamental
Peak	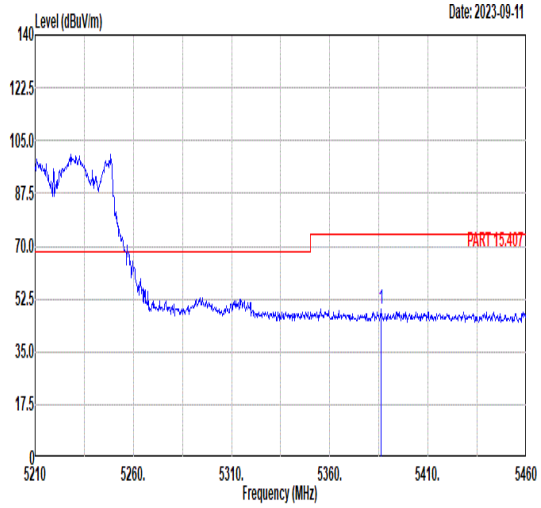 Freq Level Limit Line Margin Read Level Ant Factor Cable Loss Preamp Factor APos TPos Remark MHz dBuV/m dBuV/m dB dBuV dB/m dB dB cm deg 1 5386.25 49.07 74.00 -24.93 39.43 34.45 8.42 33.23 226 46 PEAK	Blank
Avg	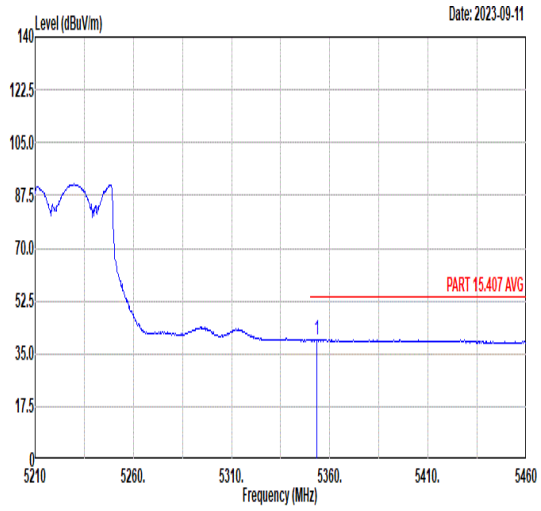 Freq Level Limit Line Margin Read Level Ant Factor Cable Loss Preamp Factor APos TPos Remark MHz dBuV/m dBuV/m dB dBuV dB/m dB dB cm deg 1 5353.50 39.76 54.00 -14.24 30.14 34.46 8.34 33.18 226 46 AVERAGE	Blank

Mode	25	
	Band Edge - L	
	U-NII-1_5.15-5.25_802.11be EHT80_CH42_Full_5210MHz	
ANT	CDD 9+15	
Pol.	Vertical	Fundamental
Peak	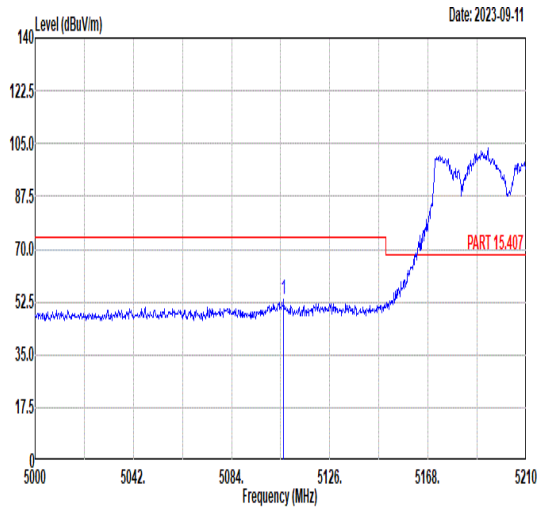 Freq Level Limit Line Margin Read Level Ant Factor Cable Loss Preamp Factor APos TPos Remark MHz dBuV/m dBuV/m dB dBuV dB/m dB dB cm deg 1 5106.26 53.20 74.00 -20.80 43.53 34.56 7.89 32.78 205 0 PEAK	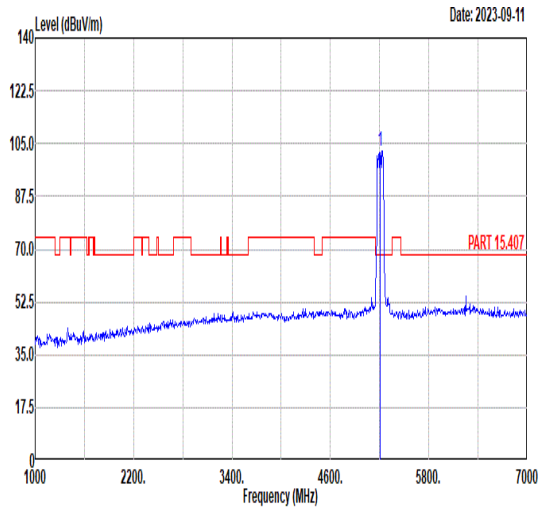 Freq Level Limit Line Margin Read Level Ant Factor Cable Loss Preamp Factor APos TPos Remark MHz dBuV/m dBuV/m dB dBuV dB/m dB dB cm deg 1 5210.00 102.72 ------ ------ 93.18 34.51 8.01 32.98 205 0 PEAK
Avg	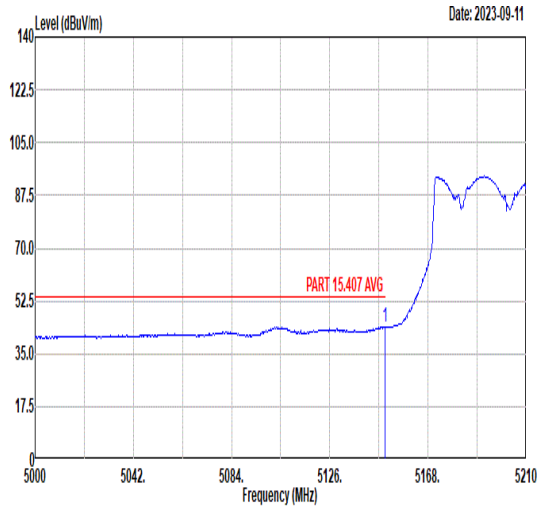 Freq Level Limit Line Margin Read Level Ant Factor Cable Loss Preamp Factor APos TPos Remark MHz dBuV/m dBuV/m dB dBuV dB/m dB dB cm deg 1 5149.73 43.84 54.00 -10.16 34.23 34.54 7.92 32.85 205 0 AVERAGE	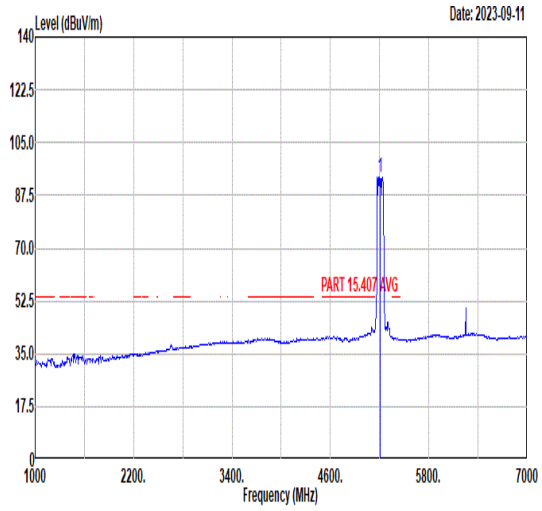 Freq Level Limit Line Margin Read Level Ant Factor Cable Loss Preamp Factor APos TPos Remark MHz dBuV/m dBuV/m dB dBuV dB/m dB dB cm deg 1 5210.00 93.56 ------ ------ 84.01 34.52 7.95 32.92 205 0 AVERAGE

Mode	25	
	Band Edge - R	
	U-NII-1_5.15-5.25_802.11be EHT80_CH42_Full_5210MHz	
ANT	CDD 9+15	
Pol.	Vertical	Fundamental
Peak	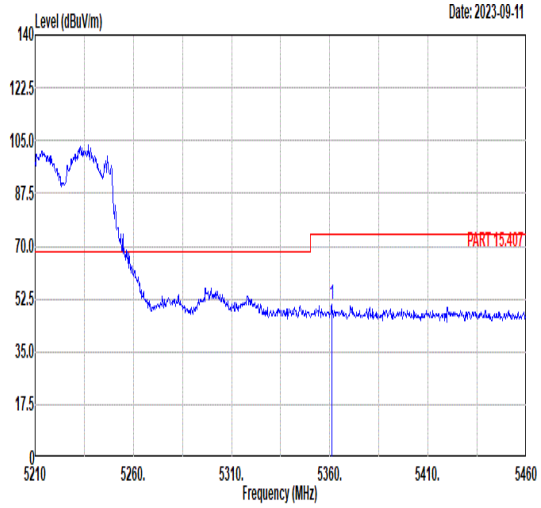 Freq Level Limit Line Margin Read Level Ant Factor Cable Loss Preamp Factor APos TPos Remark MHz dBuV/m dBuV/m dB dBuV dB/m dB dB cm deg 1 5361.00 50.84 74.00 -23.16 41.21 34.46 8.36 33.19 205 0 PEAK	Blank
Avg	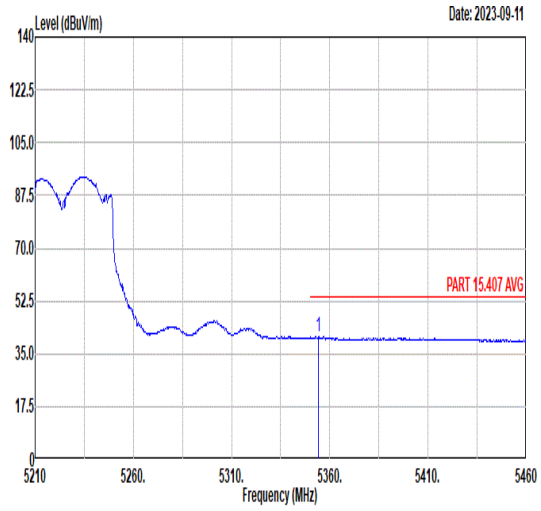 Freq Level Limit Line Margin Read Level Ant Factor Cable Loss Preamp Factor APos TPos Remark MHz dBuV/m dBuV/m dB dBuV dB/m dB dB cm deg 1 5354.25 40.65 54.00 -13.35 31.03 34.46 8.34 33.18 205 0 AVERAGE	Blank

Mode	26	
	Band Edge - L	
	U-NII-2A_5.25-5.35_802.11be EHT80_CH58_Full_5290MHz	
ANT	CDD 9+15	
Pol.	Horizontal	Fundamental
Peak	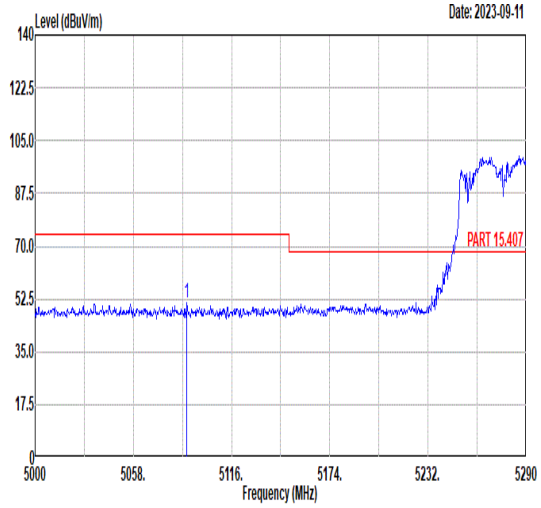 Freq Level Limit Line Margin Read Level Ant Factor Cable Loss Preamp Factor APos TPos Remark MHz dBuV/m dBuV/m dB dBuV dB/m dB dB cm deg 1 5089.61 51.13 74.00 -22.87 41.44 34.56 7.88 32.75 200 61 PEAK	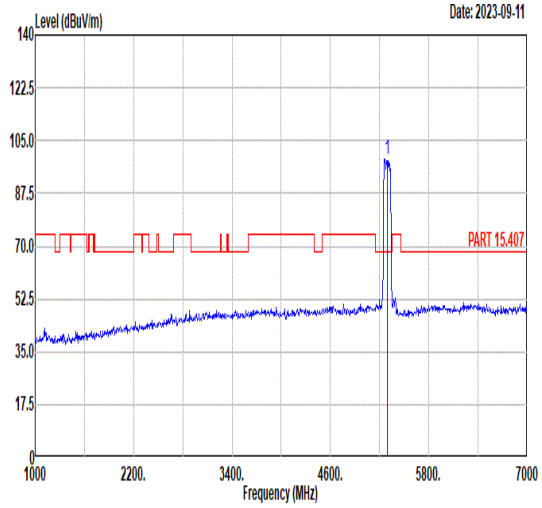 Freq Level Limit Line Margin Read Level Ant Factor Cable Loss Preamp Factor APos TPos Remark MHz dBuV/m dBuV/m dB dBuV dB/m dB dB cm deg 1 5290.00 98.61 ------ ------ 89.04 34.50 8.09 33.02 200 61 PEAK
Avg	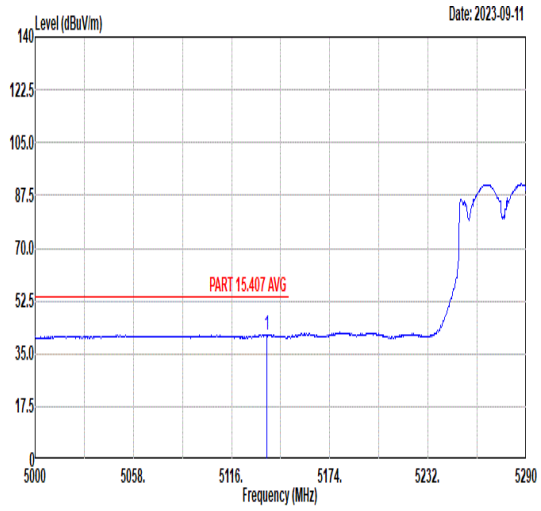 Freq Level Limit Line Margin Read Level Ant Factor Cable Loss Preamp Factor APos TPos Remark MHz dBuV/m dBuV/m dB dBuV dB/m dB dB cm deg 1 5136.88 41.18 54.00 -12.82 31.54 34.55 7.91 32.82 200 61 AVERAGE	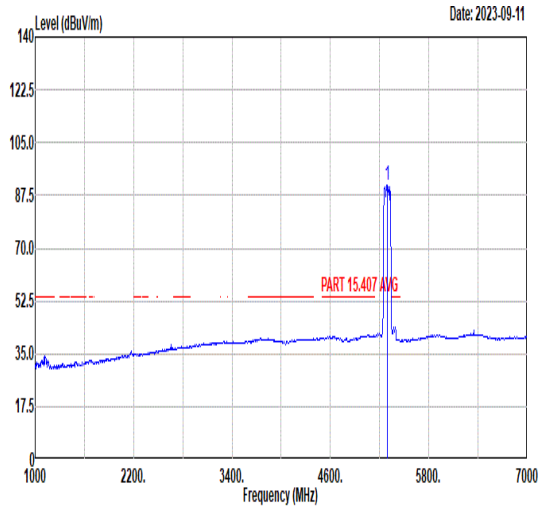 Freq Level Limit Line Margin Read Level Ant Factor Cable Loss Preamp Factor APos TPos Remark MHz dBuV/m dBuV/m dB dBuV dB/m dB dB cm deg 1 5290.00 90.75 ------ ------ 81.17 34.49 8.15 33.06 200 61 AVERAGE

Mode	26	
	Band Edge - R	
	U-NII-2A_5.25-5.35_802.11be EHT80_CH58_Full_5290MHz	
ANT	CDD 9+15	
Pol.	Horizontal	Fundamental
Peak	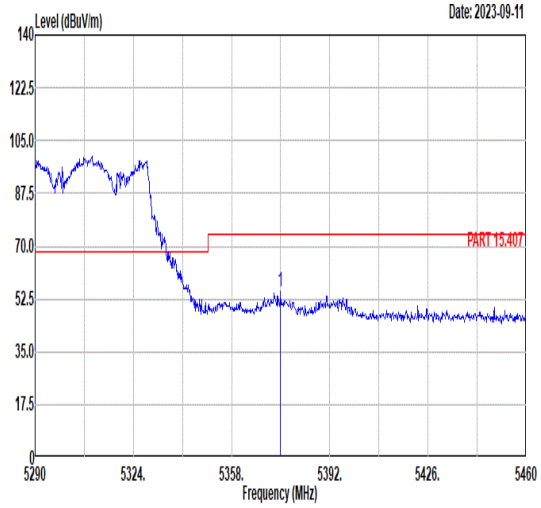 Freq Level Limit Line Margin Read Level Ant Factor Cable Loss Preamp Factor APos TPos Remark MHz dBuV/m dBuV/m dB dBuV dB/m dB dB cm deg 1 5375.00 54.90 74.00 -19.10 45.27 34.45 8.39 33.21 200 61 PEAK	Blank
Avg	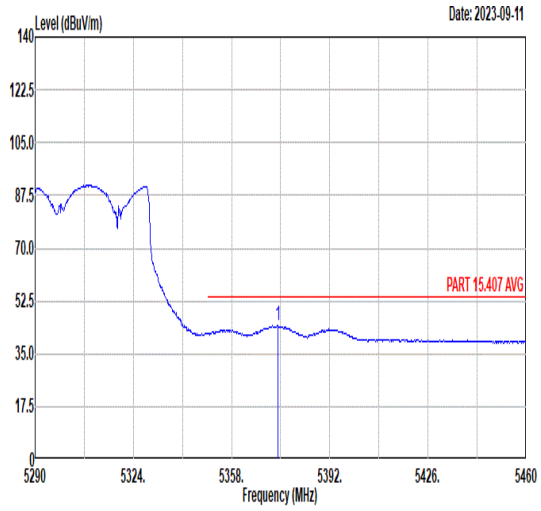 Freq Level Limit Line Margin Read Level Ant Factor Cable Loss Preamp Factor APos TPos Remark MHz dBuV/m dBuV/m dB dBuV dB/m dB dB cm deg 1 5373.98 44.37 54.00 -9.63 34.74 34.45 8.39 33.21 200 61 AVERAGE	Blank

Mode	26	
	Band Edge - L	
	U-NII-2A_5.25-5.35_802.11be EHT80_CH58_Full_5290MHz	
ANT	CDD 9+15	
Pol.	Vertical	Fundamental
Peak	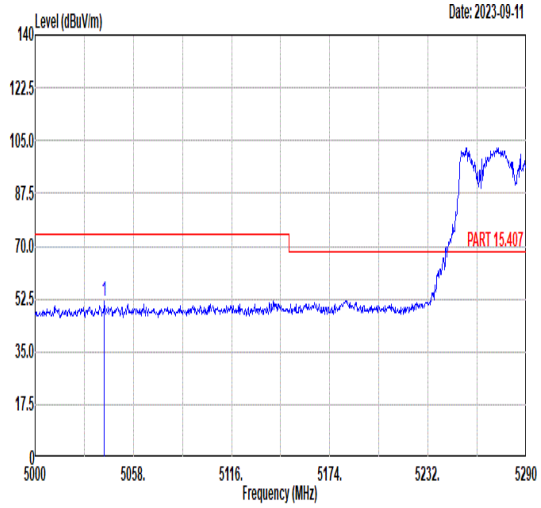 Freq Level Limit Line Margin Read Level Ant Factor Cable Loss Preamp Factor APos TPos Remark MHz dBuV/m dBuV/m dB dBuV dB/m dB dB cm deg 1 5040.89 51.70 74.00 -22.30 41.94 34.58 7.85 32.67 196 0 PEAK	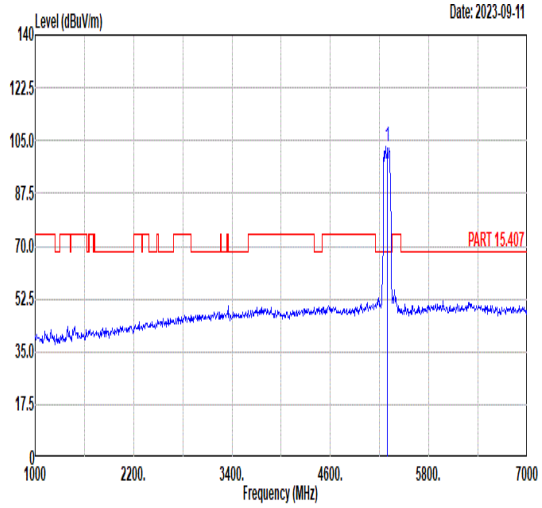 Freq Level Limit Line Margin Read Level Ant Factor Cable Loss Preamp Factor APos TPos Remark MHz dBuV/m dBuV/m dB dBuV dB/m dB dB cm deg 1 5290.00 102.99 ------ ------ 93.42 34.49 8.12 33.04 196 0 PEAK
Avg	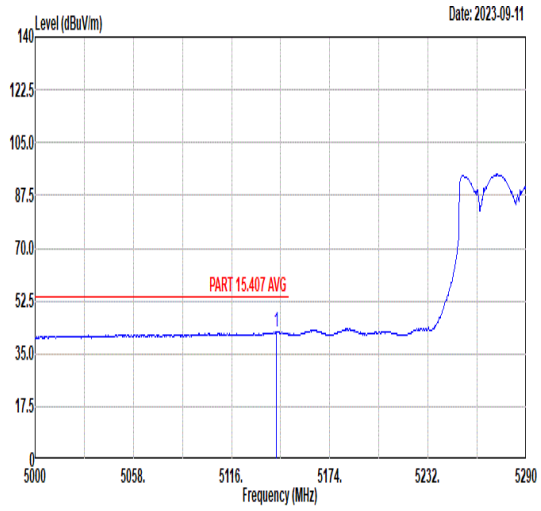 Freq Level Limit Line Margin Read Level Ant Factor Cable Loss Preamp Factor APos TPos Remark MHz dBuV/m dBuV/m dB dBuV dB/m dB dB cm deg 1 5142.39 42.46 54.00 -11.54 32.84 34.54 7.91 32.83 196 0 AVERAGE	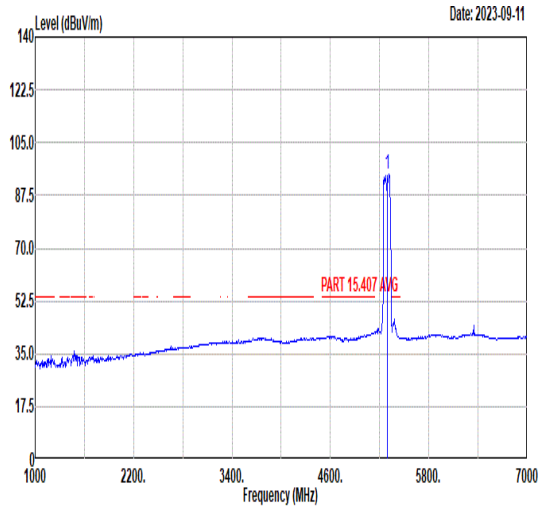 Freq Level Limit Line Margin Read Level Ant Factor Cable Loss Preamp Factor APos TPos Remark MHz dBuV/m dBuV/m dB dBuV dB/m dB dB cm deg 1 5290.00 94.39 ------ ------ 84.80 34.47 8.23 33.11 196 0 AVERAGE

Mode	26	
	Band Edge - R	
	U-NII-2A_5.25-5.35_802.11be EHT80_CH58_Full_5290MHz	
ANT	CDD 9+15	
Pol.	Vertical	Fundamental
Peak	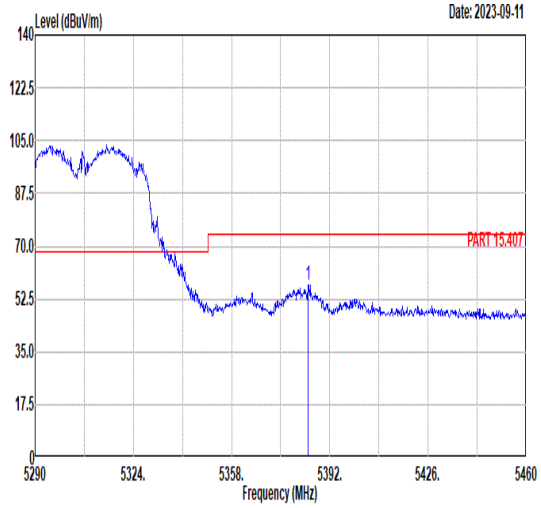 Freq Level Limit Line Margin Read Level Ant Factor Cable Loss Preamp Factor APos TPos Remark MHz dBuV/m dBuV/m dB dBuV dB/m dB dB cm deg 1 5384.35 57.05 74.00 -16.95 47.41 34.45 8.42 33.23 196 0 PEAK	Blank
Avg	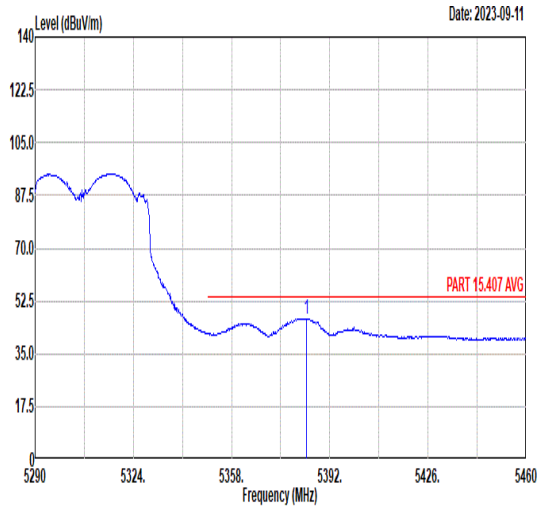 Freq Level Limit Line Margin Read Level Ant Factor Cable Loss Preamp Factor APos TPos Remark MHz dBuV/m dBuV/m dB dBuV dB/m dB dB cm deg 1 5383.84 46.75 54.00 -7.25 37.10 34.45 8.42 33.22 196 0 AVERAGE	Blank

Mode	27	
	Band Edge - L	
	U-NII-2C_5.47-5.725_802.11be EHT80_CH106_Full_5530MHz	
ANT	CDD 9+15	
Pol.	Horizontal	Fundamental
Peak	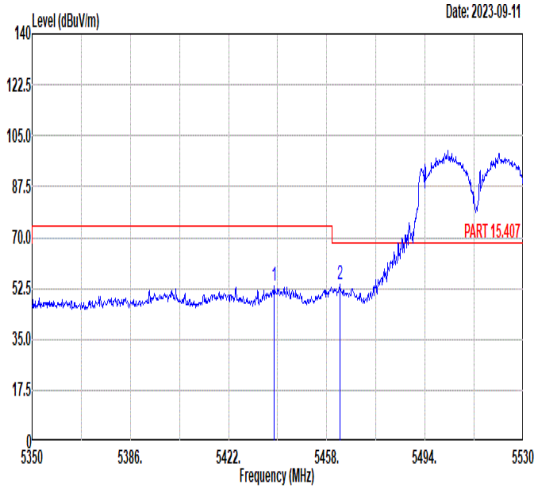 Freq Level Limit Line Margin Read Level Ant Factor Cable Loss Preamp Factor APos TPos Remark MHz dBuV/m dBuV/m dB dBuV dB/m dB dB cm deg 1 5438.56 53.17 74.00 -20.83 43.62 34.42 8.44 33.31 310 309 PEAK 2 5462.86 53.74 68.30 -14.56 44.27 34.41 8.41 33.35 310 309 PEAK	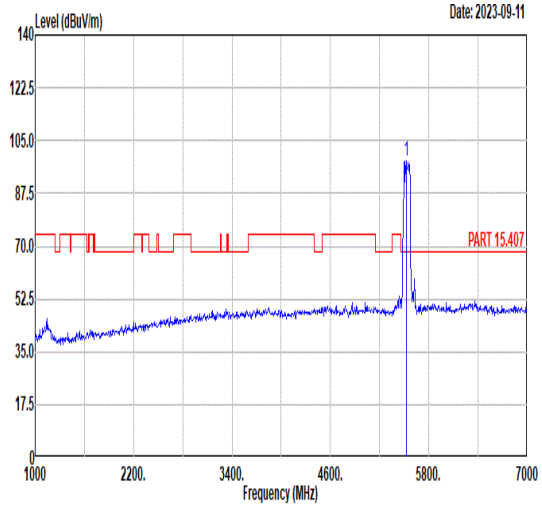 Freq Level Limit Line Margin Read Level Ant Factor Cable Loss Preamp Factor APos TPos Remark MHz dBuV/m dBuV/m dB dBuV dB/m dB dB cm deg 1 5530.00 98.29 ------ ------ 88.91 34.45 8.32 33.39 310 309 PEAK
Avg	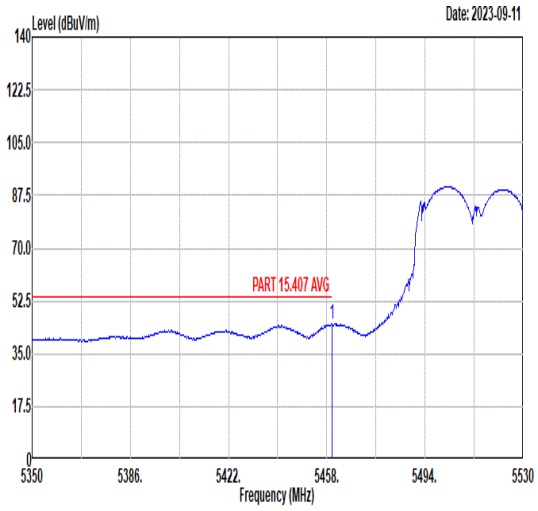 Freq Level Limit Line Margin Read Level Ant Factor Cable Loss Preamp Factor APos TPos Remark MHz dBuV/m dBuV/m dB dBuV dB/m dB dB cm deg 1 5459.80 45.03 54.00 -8.97 35.55 34.42 8.41 33.35 310 309 AVERAGE	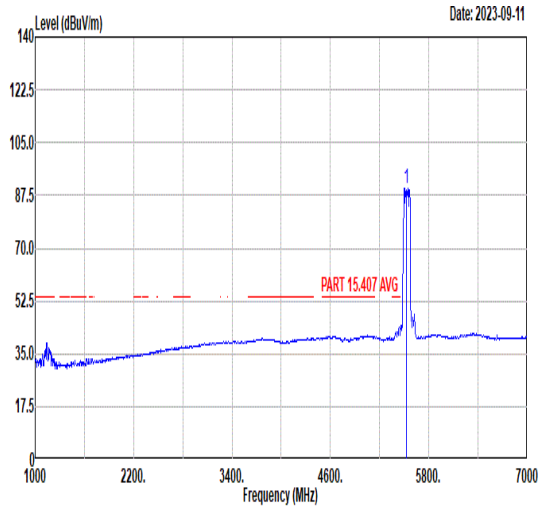 Freq Level Limit Line Margin Read Level Ant Factor Cable Loss Preamp Factor APos TPos Remark MHz dBuV/m dBuV/m dB dBuV dB/m dB dB cm deg 1 5530.00 90.06 ------ ------ 80.70 34.41 8.35 33.40 310 309 AVERAGE

Mode	27	
	Band Edge - R	
	U-NII-2C_5.47-5.725_802.11be EHT80_CH106_Full_5530MHz	
ANT	CDD 9+15	
Pol.	Horizontal	Fundamental
Peak	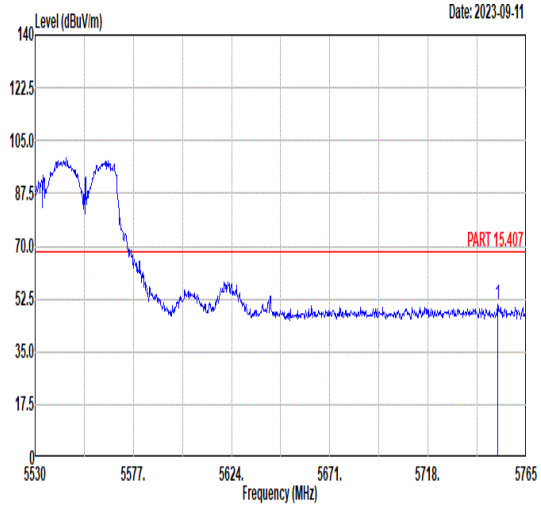 Freq Level Limit Line Margin Read Level Ant Factor Cable Loss Preamp Factor APos TPos Remark MHz dBuV/m dBuV/m dB dBuV dB/m dB dB cm deg 1 5751.37 50.56 68.30 -17.74 40.19 34.95 8.77 33.35 310 309 PEAK	Blank

Mode	27	
	Band Edge - L	
	U-NII-2C_5.47-5.725_802.11be EHT80_CH106_Full_5530MHz	
ANT	CDD 9+15	
Pol.	Vertical	Fundamental
Peak	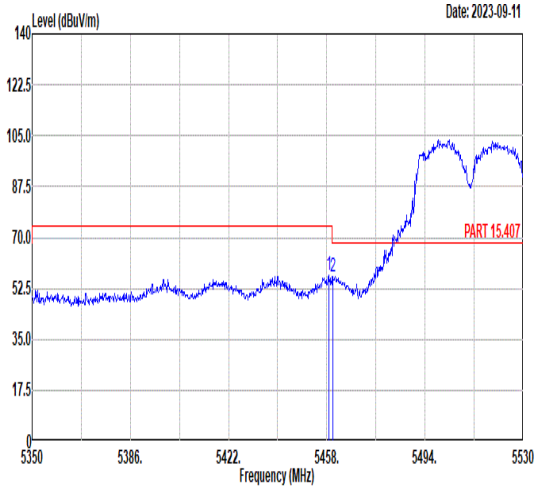 Freq Level Limit Line Margin Read Level Ant Factor Cable Loss Preamp Factor APos TPos Remark MHz dBuV/m dBuV/m dB dBuV dB/m dB dB cm deg 1 5458.72 56.91 74.00 -17.09 47.43 34.42 8.41 33.35 233 360 PEAK 2 5460.34 56.42 68.30 -11.88 46.94 34.42 8.41 33.35 233 360 PEAK	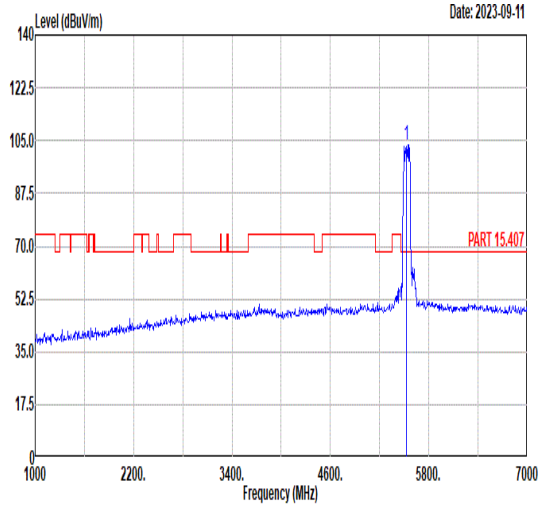 Freq Level Limit Line Margin Read Level Ant Factor Cable Loss Preamp Factor APos TPos Remark MHz dBuV/m dBuV/m dB dBuV dB/m dB dB cm deg 1 5530.00 103.65 ------ ------ 94.23 34.53 8.28 33.39 233 360 PEAK
Avg	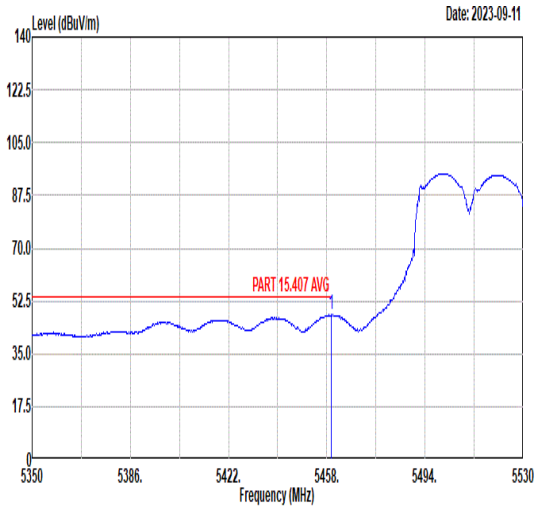 Freq Level Limit Line Margin Read Level Ant Factor Cable Loss Preamp Factor APos TPos Remark MHz dBuV/m dBuV/m dB dBuV dB/m dB dB cm deg 1 5459.62 48.06 54.00 -5.94 38.58 34.42 8.41 33.35 233 360 AVERAGE	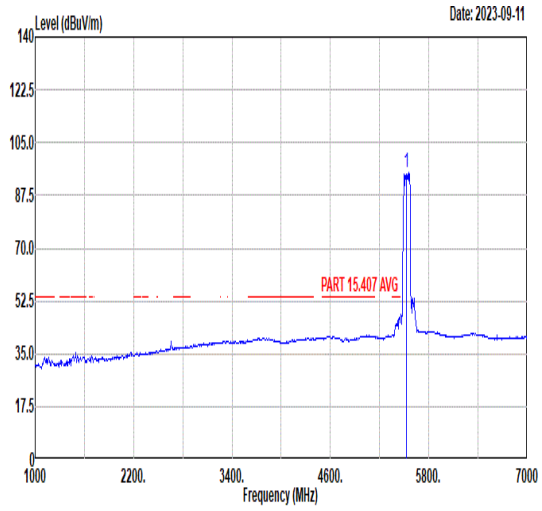 Freq Level Limit Line Margin Read Level Ant Factor Cable Loss Preamp Factor APos TPos Remark MHz dBuV/m dBuV/m dB dBuV dB/m dB dB cm deg 1 5530.00 94.96 ------ ------ 85.54 34.53 8.28 33.39 233 360 AVERAGE

Mode	27	
	Band Edge - R	
	U-NII-2C_5.47-5.725_802.11be EHT80_CH106_Full_5530MHz	
ANT	CDD 9+15	
Pol.	Vertical	Fundamental
Peak	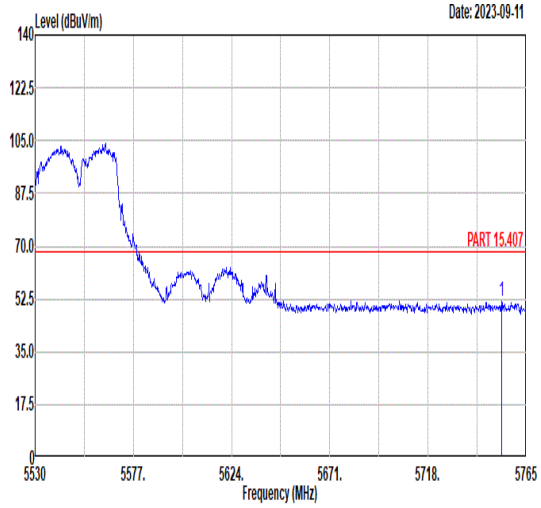 Freq Level Limit Line Margin Read Level Ant Factor Cable Loss Preamp Factor APos TPos Remark MHz dBuV/m dBuV/m dB dBuV dB/m dB dB cm deg 1 5753.25 51.52 68.30 -16.78 41.13 34.96 8.78 33.35 233 360 PEAK	Blank

Mode	28	
	Band Edge - L	
	U-NII-2C_5.47-5.725_802.11be EHT80_CH122_Full_5610MHz	
ANT	CDD 9+15	
Pol.	Horizontal	Fundamental
Peak	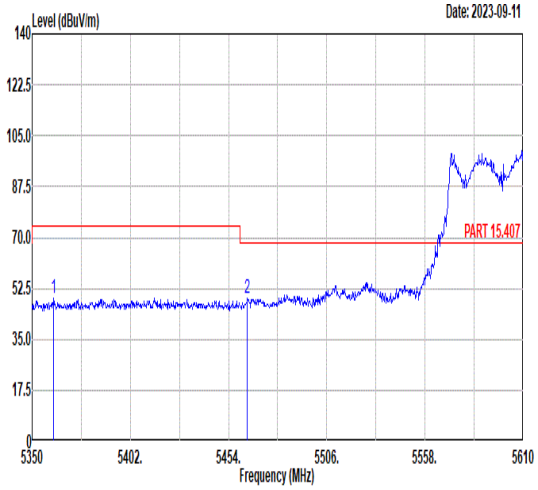 Freq Level Limit Line Margin Read Level Ant Factor Cable Loss Preamp Factor APos TPos Remark MHz dBuV/m dBuV/m dB dBuV dB/m dB dB cm deg 1 5361.44 49.05 74.00 -24.95 39.42 34.46 8.36 33.19 233 65 PEAK 2 5463.88 49.22 68.30 -19.08 39.76 34.41 8.40 33.35 233 65 PEAK	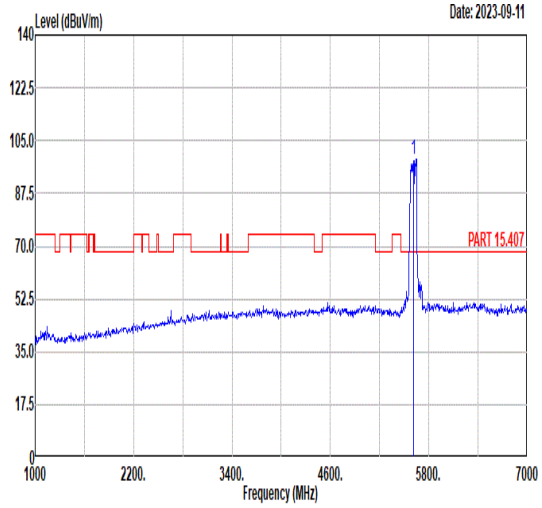 Freq Level Limit Line Margin Read Level Ant Factor Cable Loss Preamp Factor APos TPos Remark MHz dBuV/m dBuV/m dB dBuV dB/m dB dB cm deg 1 5610.00 98.83 ------ ------ 89.07 34.73 8.40 33.37 233 65 PEAK
Avg	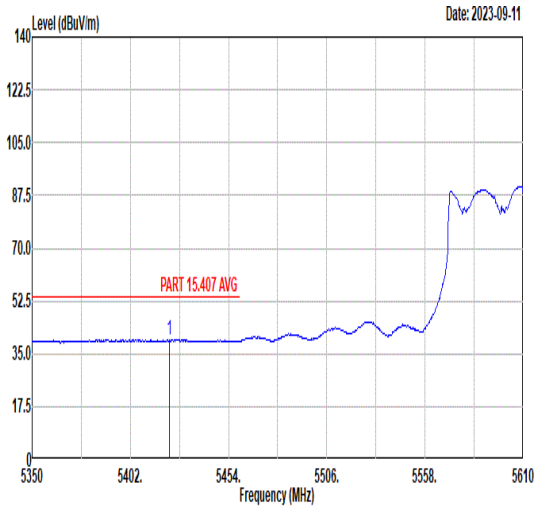 Freq Level Limit Line Margin Read Level Ant Factor Cable Loss Preamp Factor APos TPos Remark MHz dBuV/m dBuV/m dB dBuV dB/m dB dB cm deg 1 5422.54 39.68 54.00 -14.32 30.08 34.43 8.46 33.29 233 65 AVERAGE	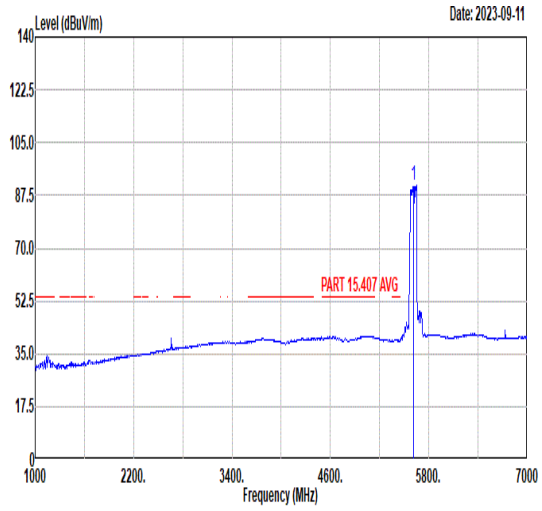 Freq Level Limit Line Margin Read Level Ant Factor Cable Loss Preamp Factor APos TPos Remark MHz dBuV/m dBuV/m dB dBuV dB/m dB dB cm deg 1 5610.00 91.10 ------ ------ 81.34 34.73 8.40 33.37 233 65 AVERAGE

Mode	28	
	Band Edge - R	
	U-NII-2C_5.47-5.725_802.11be EHT80_CH122_Full_5610MHz	
ANT	CDD 9+15	
Pol.	Horizontal	Fundamental
Peak	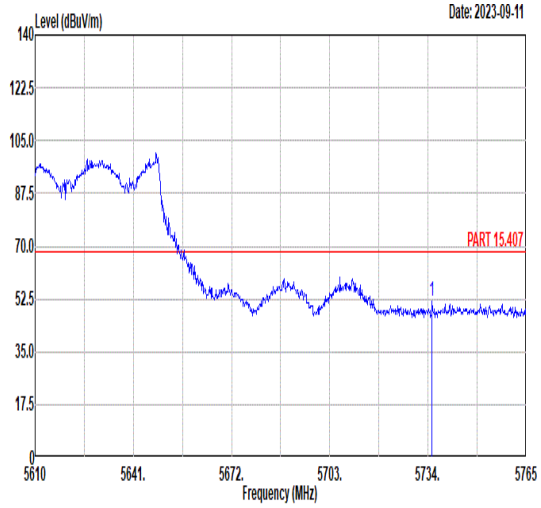 Freq Level Limit Line Margin Read Level Ant Factor Cable Loss Preamp Factor APos TPos Remark MHz dBuV/m dBuV/m dB dBuV dB/m dB dB cm deg 1 5735.24 51.51 68.30 -16.79 41.23 34.92 8.71 33.35 233 65 PEAK	Blank

Mode	28	
	Band Edge - L	
	U-NII-2C_5.47-5.725_802.11be EHT80_CH122_Full_5610MHz	
ANT	CDD 9+15	
Pol.	Vertical	Fundamental
Peak	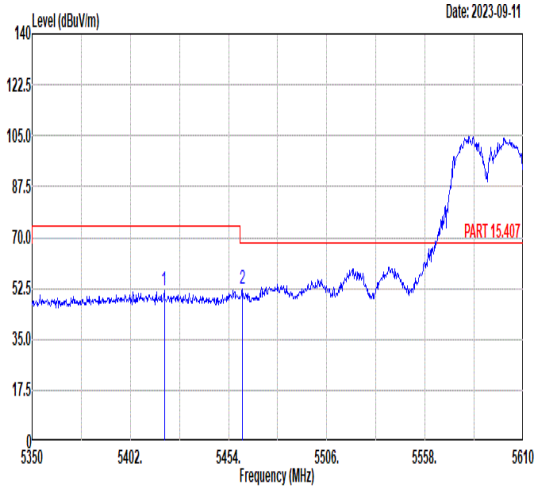 Freq Level Limit Line Margin Read Level Ant Factor Cable Loss Preamp Factor APos TPos Remark MHz dBuV/m dBuV/m dB dBuV dB/m dB dB cm deg 1 5419.94 51.87 74.00 -22.13 42.26 34.43 8.46 33.28 223 360 PEAK 2 5461.28 52.25 68.30 -16.05 42.77 34.42 8.41 33.35 223 360 PEAK	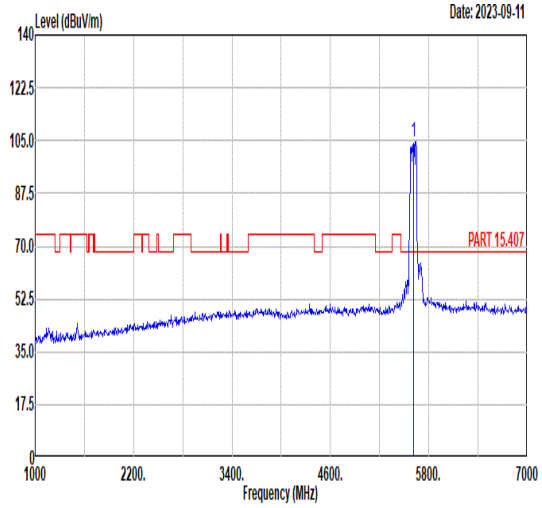 Freq Level Limit Line Margin Read Level Ant Factor Cable Loss Preamp Factor APos TPos Remark MHz dBuV/m dBuV/m dB dBuV dB/m dB dB cm deg 1 5610.00 104.72 ------ ------ 94.99 34.72 8.38 33.37 223 360 PEAK
Avg	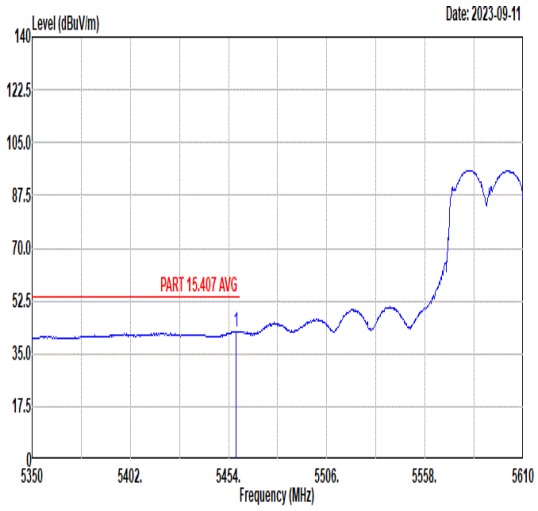 Freq Level Limit Line Margin Read Level Ant Factor Cable Loss Preamp Factor APos TPos Remark MHz dBuV/m dBuV/m dB dBuV dB/m dB dB cm deg 1 5457.90 42.40 54.00 -11.60 32.91 34.42 8.41 33.34 223 360 AVERAGE	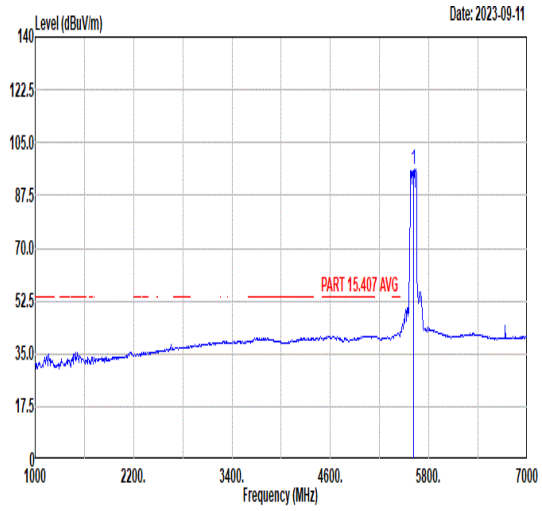 Freq Level Limit Line Margin Read Level Ant Factor Cable Loss Preamp Factor APos TPos Remark MHz dBuV/m dBuV/m dB dBuV dB/m dB dB cm deg 1 5610.00 96.41 ------ ------ 86.68 34.72 8.38 33.37 223 360 AVERAGE

Mode	28	
	Band Edge - R	
	U-NII-2C_5.47-5.725_802.11be EHT80_CH122_Full_5610MHz	
ANT	CDD 9+15	
Pol.	Vertical	Fundamental
Peak	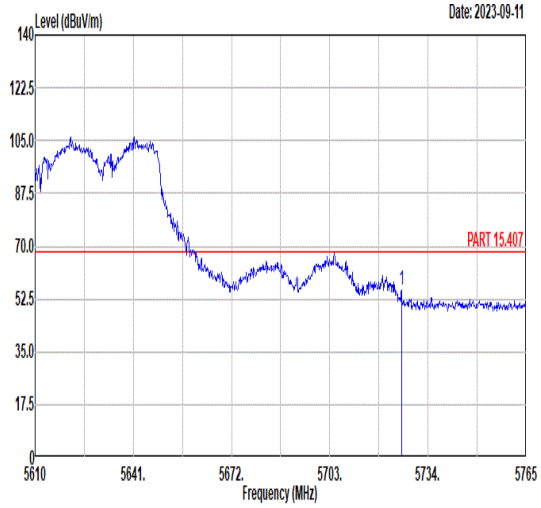 Freq Level Limit Line Margin Read Level Ant Factor Cable Loss Preamp Factor APos TPos Remark MHz dBuV/m dBuV/m dB dBuV dB/m dB dB cm deg 1 5725.63 55.42 68.30 -12.88 45.20 34.90 8.68 33.36 223 360 PEAK	Blank

Mode	29	
	Band Edge - L	
	U-NII-2A_5.15-5.35_802.11be EHT160_CH50_Full_5250MHz	
ANT	CDD 9+15	
Pol.	Horizontal	Fundamental
Peak	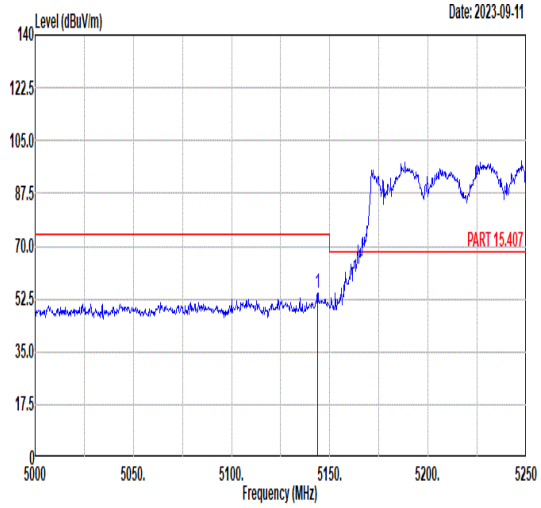 Freq Level Limit Line Margin Read Level Ant Factor Cable Loss Preamp Factor APos TPos Remark MHz dBuV/m dBuV/m dB dBuV dB/m dB dB cm deg 1 5143.75 54.18 74.00 -19.82 44.57 34.54 7.91 32.84 200 40 PEAK	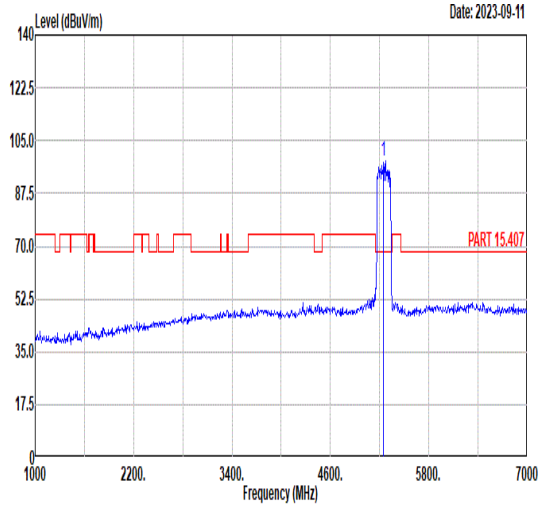 Freq Level Limit Line Margin Read Level Ant Factor Cable Loss Preamp Factor APos TPos Remark MHz dBuV/m dBuV/m dB dBuV dB/m dB dB cm deg 1 5250.00 98.08 ------ ------ 88.51 34.49 8.12 33.04 200 40 PEAK
Avg	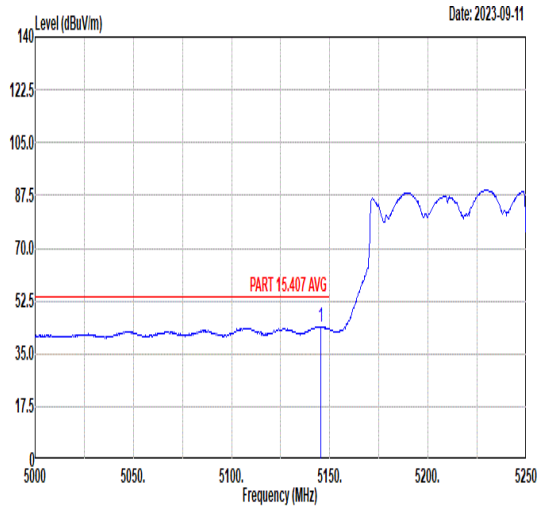 Freq Level Limit Line Margin Read Level Ant Factor Cable Loss Preamp Factor APos TPos Remark MHz dBuV/m dBuV/m dB dBuV dB/m dB dB cm deg 1 5145.50 44.11 54.00 -9.89 34.49 34.54 7.92 32.84 200 40 AVERAGE	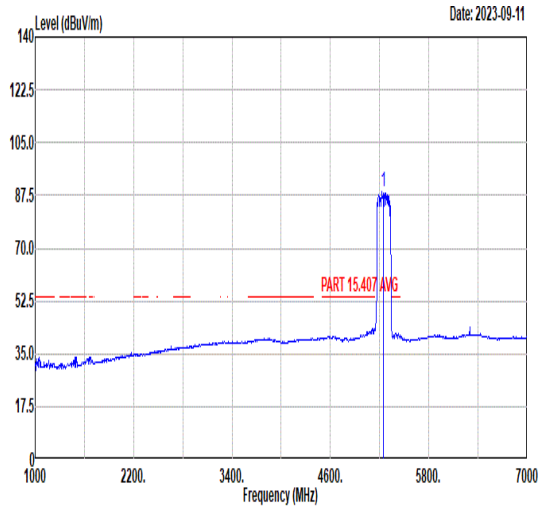 Freq Level Limit Line Margin Read Level Ant Factor Cable Loss Preamp Factor APos TPos Remark MHz dBuV/m dBuV/m dB dBuV dB/m dB dB cm deg 1 5250.00 88.74 ------ ------ 79.20 34.51 8.01 32.98 200 40 AVERAGE

Mode	29	
	Band Edge - R	
	U-NII-2A_5.15-5.35_802.11be EHT160_CH50_Full_5250MHz	
ANT	CDD 9+15	
Pol.	Horizontal	Fundamental
Peak	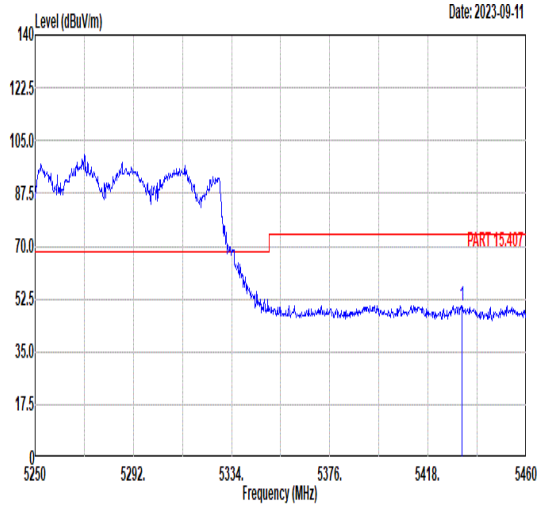 Freq Level Limit Line Margin Read Level Ant Factor Cable Loss Preamp Factor APos TPos Remark MHz dBuV/m dBuV/m dB dBuV dB/m dB dB cm deg 1 5432.49 50.40 74.00 -23.60 40.82 34.43 8.45 33.30 200 40 PEAK	Blank
Avg	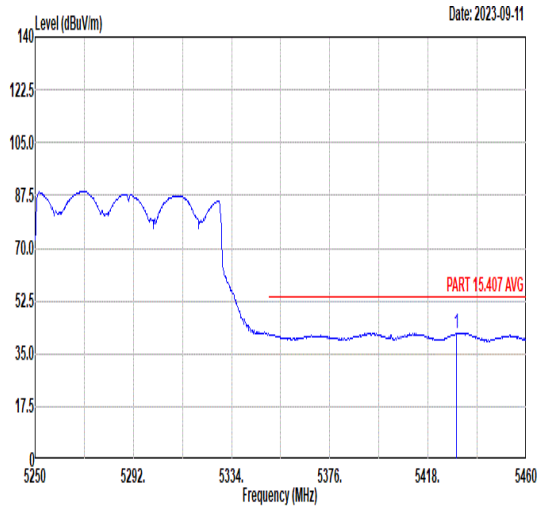 Freq Level Limit Line Margin Read Level Ant Factor Cable Loss Preamp Factor APos TPos Remark MHz dBuV/m dBuV/m dB dBuV dB/m dB dB cm deg 1 5430.18 41.84 54.00 -12.16 32.26 34.43 8.45 33.30 200 40 AVERAGE	Blank

Mode	29	
	Band Edge - L	
	U-NII-2A_5.15-5.35_802.11be EHT160_CH50_Full_5250MHz	
ANT	CDD 9+15	
Pol.	Vertical	Fundamental
Peak	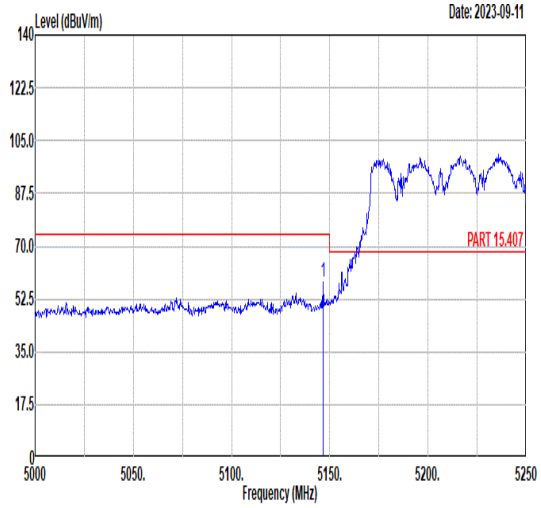 Freq Level Limit Line Margin Read Level Ant Factor Cable Loss Preamp Factor APos TPos Remark MHz dBuV/m dBuV/m dB dBuV dB/m dB dB cm deg 1 5146.75 58.23 74.00 -15.77 48.61 34.54 7.92 32.84 262 0 PEAK	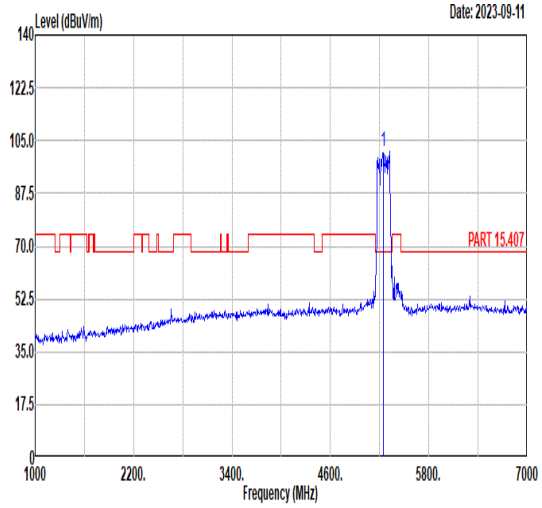 Freq Level Limit Line Margin Read Level Ant Factor Cable Loss Preamp Factor APos TPos Remark MHz dBuV/m dBuV/m dB dBuV dB/m dB dB cm deg 1 5250.00 101.36 ------ ------ 91.76 34.47 8.25 33.12 262 0 PEAK
Avg	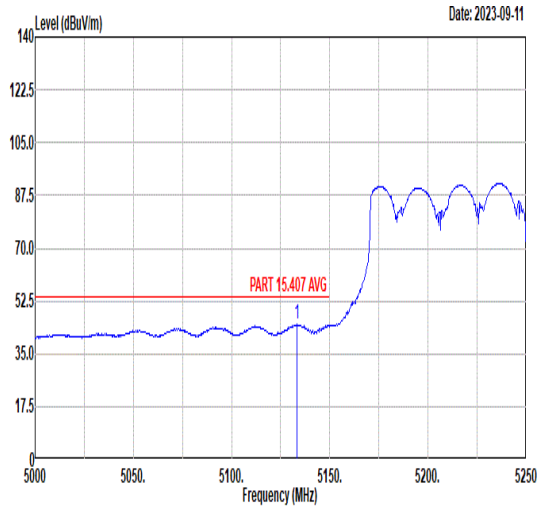 Freq Level Limit Line Margin Read Level Ant Factor Cable Loss Preamp Factor APos TPos Remark MHz dBuV/m dBuV/m dB dBuV dB/m dB dB cm deg 1 5133.25 44.77 54.00 -9.23 35.13 34.55 7.91 32.82 262 0 AVERAGE	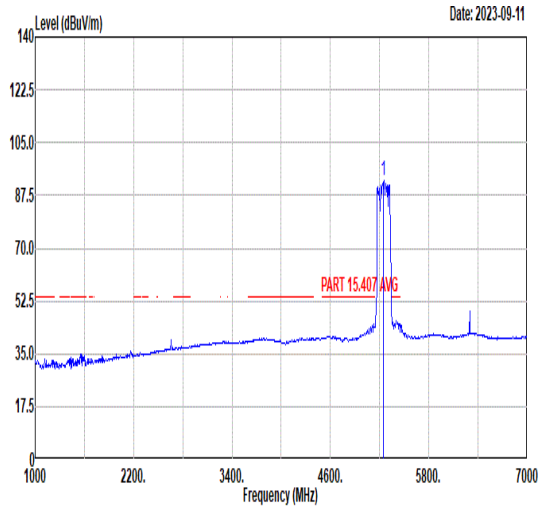 Freq Level Limit Line Margin Read Level Ant Factor Cable Loss Preamp Factor APos TPos Remark MHz dBuV/m dBuV/m dB dBuV dB/m dB dB cm deg 1 5250.00 92.30 ------ ------ 82.74 34.50 8.07 33.01 262 0 AVERAGE

Mode	29	
	Band Edge - R	
	U-NII-2A_5.15-5.35_802.11be EHT160_CH50_Full_5250MHz	
ANT	CDD 9+15	
Pol.	Vertical	Fundamental
Peak	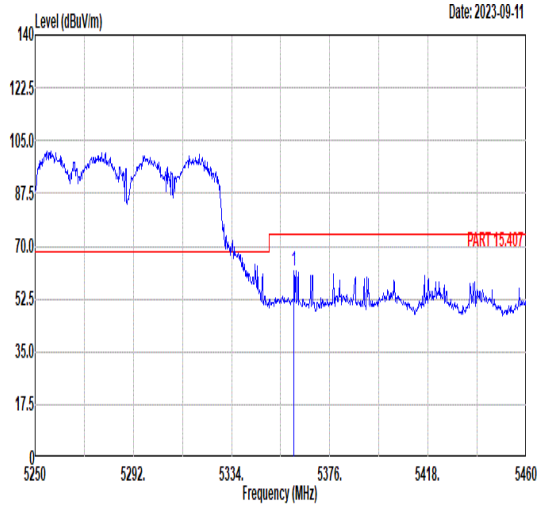 Freq Level Limit Line Margin Read Level Ant Factor Cable Loss Preamp Factor APos TPos Remark MHz dBuV/m dBuV/m dB dBuV dB/m dB dB cm deg 1 5360.67 62.01 74.00 -11.99 52.38 34.46 8.36 33.19 262 0 PEAK	Blank
Avg	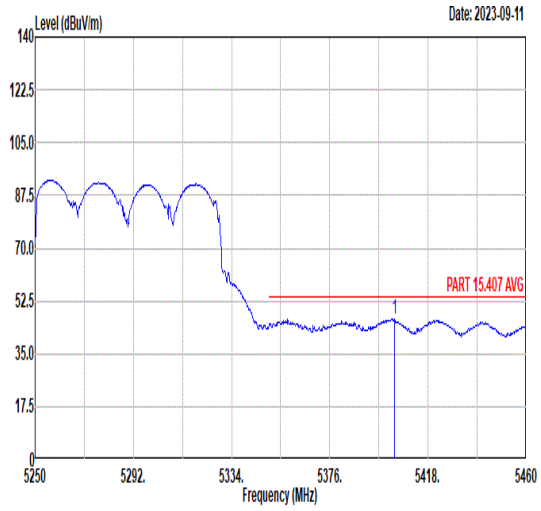 Freq Level Limit Line Margin Read Level Ant Factor Cable Loss Preamp Factor APos TPos Remark MHz dBuV/m dBuV/m dB dBuV dB/m dB dB cm deg 1 5403.72 46.60 54.00 -7.40 36.95 34.44 8.47 33.26 262 0 AVERAGE	Blank

Mode	30	
	Band Edge - L	
	U-NII-2C_5.15-5.35_802.11be EHT160_CH114_Full_5570MHz	
ANT	CDD 9+15	
Pol.	Horizontal	Fundamental
Peak	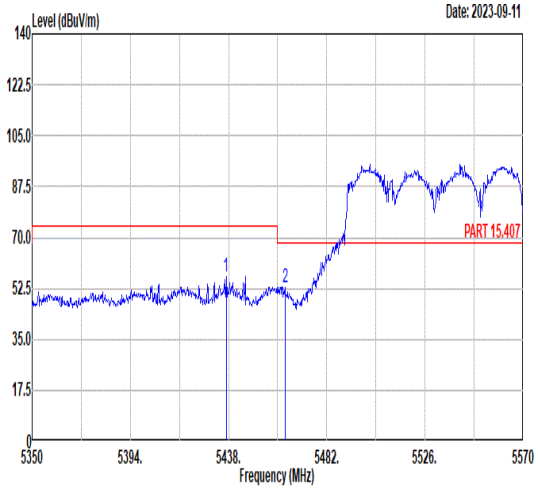 Freq Level Limit Line Margin Read Level Ant Factor Cable Loss Preamp Factor APos TPos Remark MHz dBuV/m dBuV/m dB dBuV dB/m dB dB cm deg 1 5436.90 56.40 74.00 -17.60 46.84 34.43 8.44 33.31 400 319 PEAK 2 5463.30 52.89 68.30 -15.41 43.43 34.41 8.40 33.35 400 319 PEAK	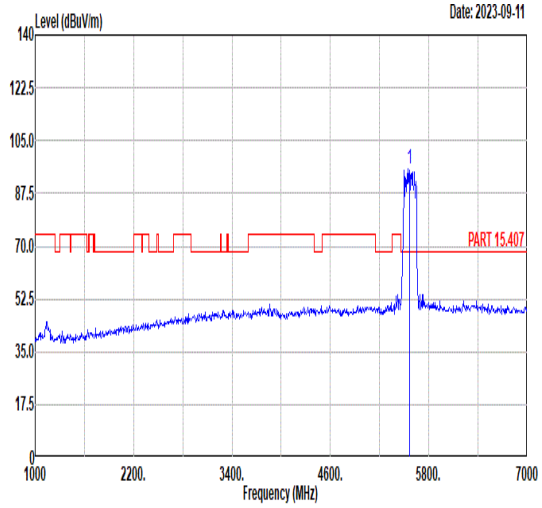 Freq Level Limit Line Margin Read Level Ant Factor Cable Loss Preamp Factor APos TPos Remark MHz dBuV/m dBuV/m dB dBuV dB/m dB dB cm deg 1 5570.00 95.62 ------ ------ 86.22 34.49 8.30 33.39 400 319 PEAK
Avg	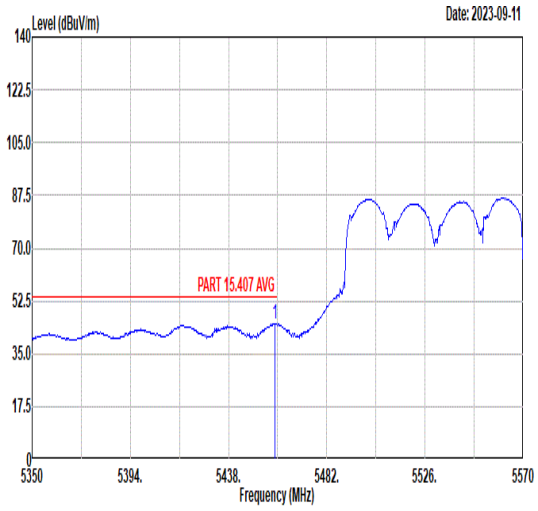 Freq Level Limit Line Margin Read Level Ant Factor Cable Loss Preamp Factor APos TPos Remark MHz dBuV/m dBuV/m dB dBuV dB/m dB dB cm deg 1 5458.90 45.11 54.00 -8.89 35.63 34.42 8.41 33.35 400 319 AVERAGE	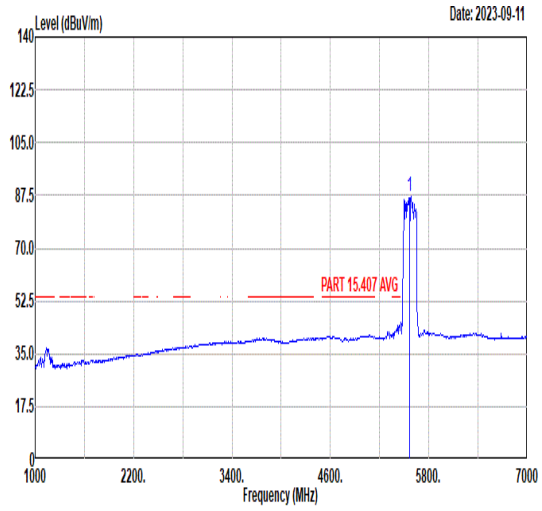 Freq Level Limit Line Margin Read Level Ant Factor Cable Loss Preamp Factor APos TPos Remark MHz dBuV/m dBuV/m dB dBuV dB/m dB dB cm deg 1 5570.00 87.08 ------ ------ 77.64 34.58 8.24 33.38 400 319 AVERAGE

Mode	30	
	Band Edge - R	
	U-NII-2C_5.15-5.35_802.11be EHT160_CH114_Full_5570MHz	
ANT	CDD 9+15	
Pol.	Horizontal	Fundamental
Peak	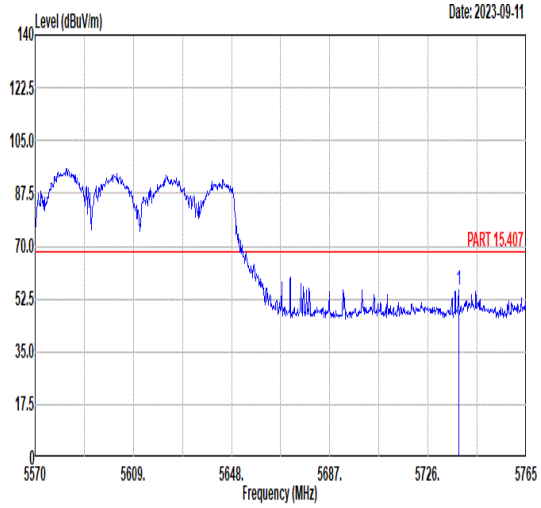 Freq Level Limit Line Margin Read Level Ant Factor Cable Loss Preamp Factor APos TPos Remark MHz dBuV/m dBuV/m dB dBuV dB/m dB dB cm deg 1 5738.09 55.35 68.30 -12.95 45.06 34.92 8.72 33.35 400 319 PEAK	Blank

Mode	30
	Band Edge - L
	U-NII-2C_5.15-5.35_802.11be EHT160_CH114_Full_5570MHz
ANT	CDD 9+15

Pol.	Vertical	Fundamental
Peak	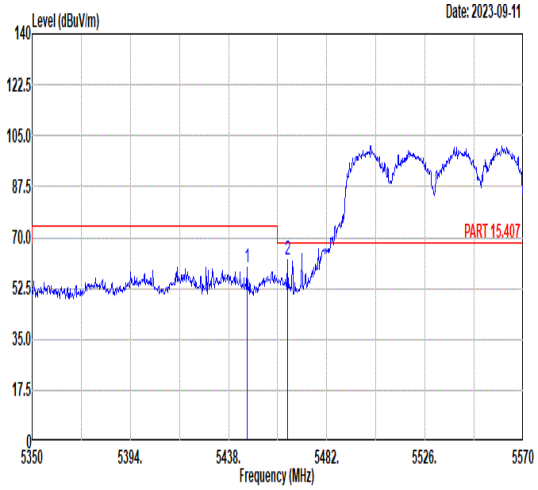 Freq Level Limit Line Margin Read Level Ant Factor Cable Loss Preamp Factor APos TPos Remark MHz dBuV/m dBuV/m dB dBuV dB/m dB dB cm deg 1 5446.36 59.82 74.00 -14.18 50.30 34.42 8.43 33.33 208 360 PEAK 2 5464.40 62.38 68.30 -5.92 52.93 34.41 8.40 33.36 208 360 PEAK	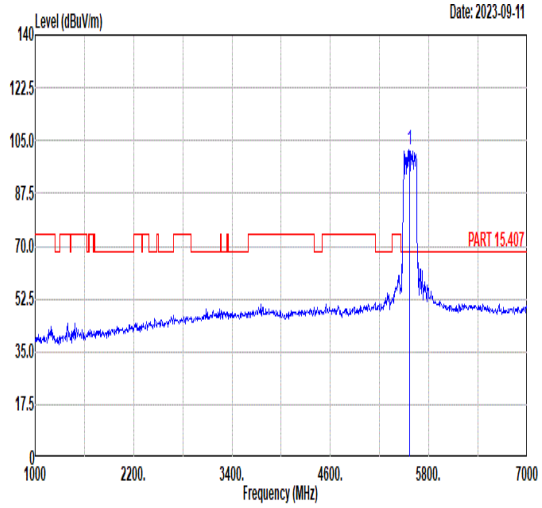 Freq Level Limit Line Margin Read Level Ant Factor Cable Loss Preamp Factor APos TPos Remark MHz dBuV/m dBuV/m dB dBuV dB/m dB dB cm deg 1 5570.00 101.87 ------ ------ 92.45 34.53 8.28 33.39 208 360 PEAK
Avg	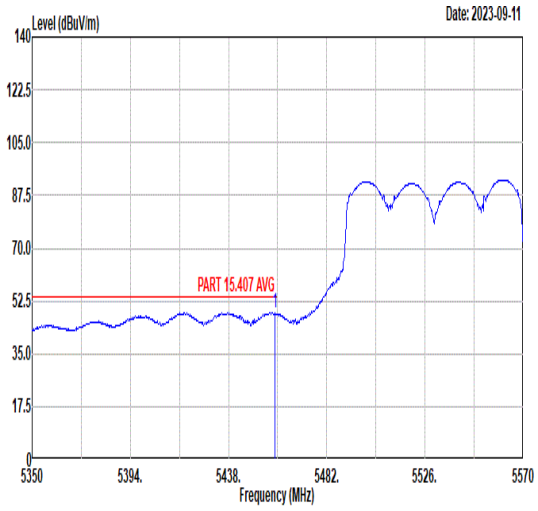 Freq Level Limit Line Margin Read Level Ant Factor Cable Loss Preamp Factor APos TPos Remark MHz dBuV/m dBuV/m dB dBuV dB/m dB dB cm deg 1 5458.90 48.75 54.00 -5.25 39.27 34.42 8.41 33.35 208 360 AVERAGE	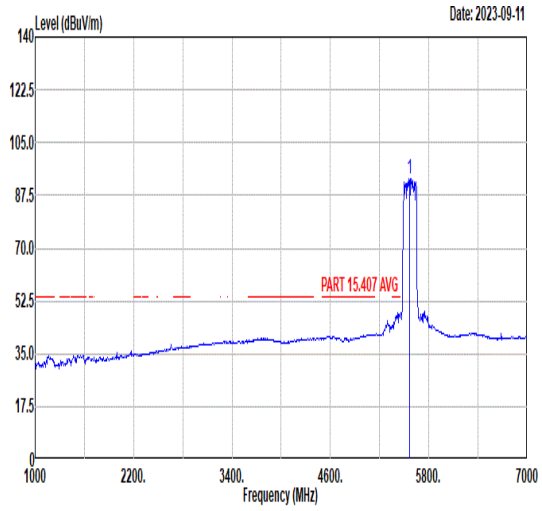 Freq Level Limit Line Margin Read Level Ant Factor Cable Loss Preamp Factor APos TPos Remark MHz dBuV/m dBuV/m dB dBuV dB/m dB dB cm deg 1 5570.00 93.16 ------ ------ 83.72 34.58 8.24 33.38 208 360 AVERAGE

Mode	30	
	Band Edge - R	
	U-NII-2C_5.15-5.35_802.11be EHT160_CH114_Full_5570MHz	
ANT	CDD 9+15	
Pol.	Vertical	Fundamental
Peak	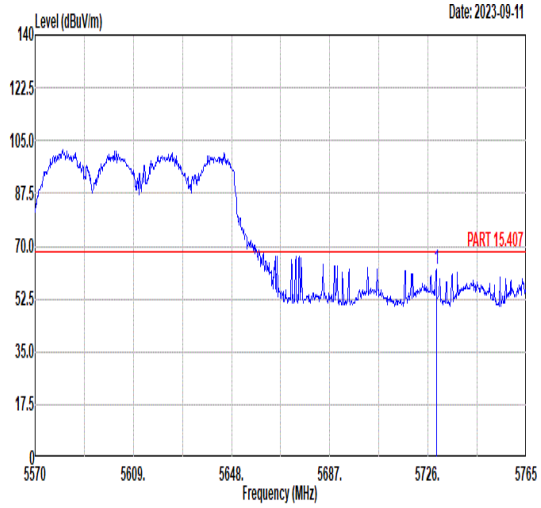 Freq Level Limit Line Margin Read Level Ant Factor Cable Loss Preamp Factor APos TPos Remark MHz dBuV/m dBuV/m dB dBuV dB/m dB dB cm deg 1 5729.32 62.42 68.30 -5.88 52.18 34.90 8.69 33.35 208 360 PEAK	Blank

Mode	30	
	Harmonic	
	U-NII-2C_5.15-5.35_802.11ax HE160_CH114_Full_5570MHz	
ANT	CDD 9+15	
Pol.	Horizontal	Vertical
Peak Avg	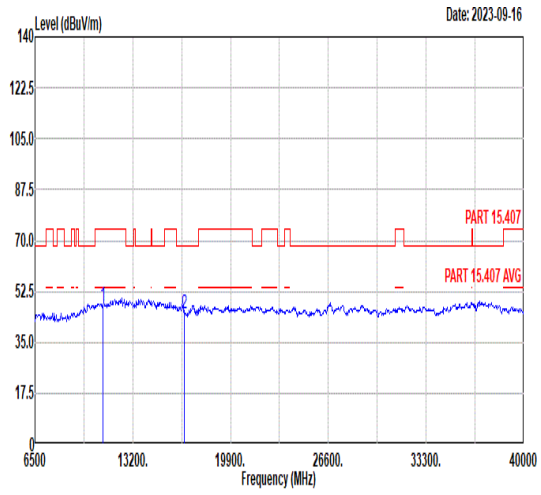 Freq Level Limit Line Margin Read Level Ant Factor Cable Loss Preamp Factor APos TPos Remark MHz dBuV/m dBuV/m dB dBuV dB/m dB dB cm deg 1 11140.00 47.80 74.00 -26.20 56.42 38.24 11.28 58.14 -- -- Peak 2 16710.00 45.02 68.30 -23.28 49.57 41.06 13.00 58.61 -- -- Peak	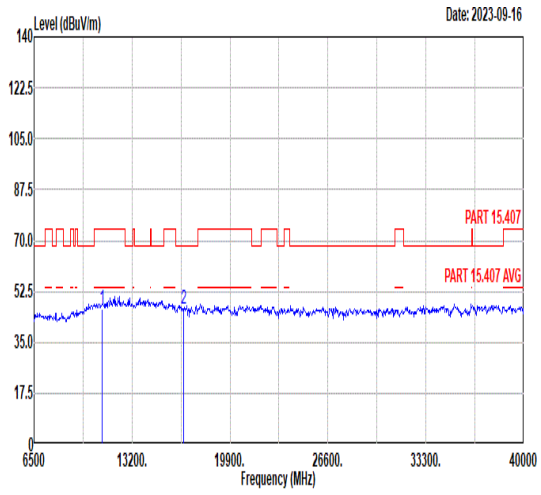 Freq Level Limit Line Margin Read Level Ant Factor Cable Loss Preamp Factor APos TPos Remark MHz dBuV/m dBuV/m dB dBuV dB/m dB dB cm deg 1 11140.00 46.71 74.00 -27.29 55.33 38.24 11.28 58.14 -- -- Peak 2 16710.00 46.33 68.30 -21.97 50.88 41.06 13.00 58.61 -- -- Peak

Mode	31	
	Harmonic	
	U-NII-3_5.725-5.85_802.11a_CH149_5745MHz	
ANT	CDD 9+15	
Pol.	Horizontal	Vertical
Peak Avg	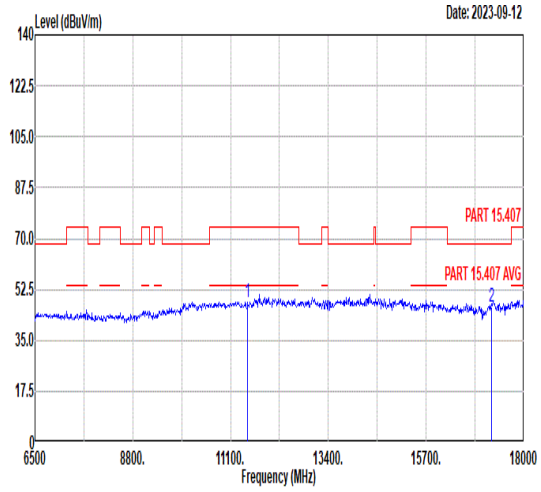 Freq Level Limit Line Margin Read Level Ant Factor Cable Loss Preamp Factor APos TPos Remark MHz dBuV/m dBuV/m dB dBuV dB/m dB dB cm deg 1 11490.00 47.91 74.00 -26.09 55.64 38.58 11.45 57.76 -- -- Peak 2 17235.00 46.66 68.30 -21.64 50.17 41.29 13.17 57.97 -- -- Peak	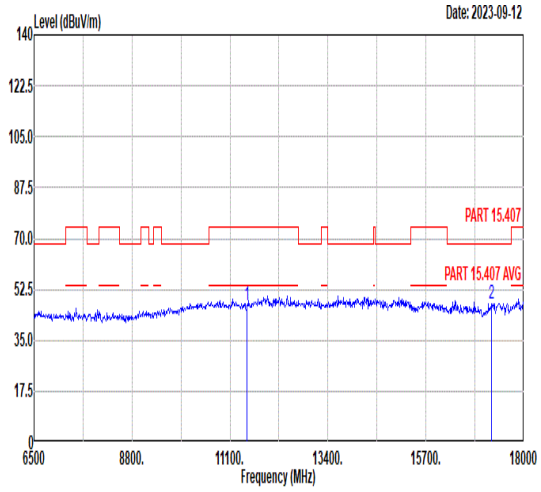 Freq Level Limit Line Margin Read Level Ant Factor Cable Loss Preamp Factor APos TPos Remark MHz dBuV/m dBuV/m dB dBuV dB/m dB dB cm deg 1 11490.00 47.06 74.00 -26.94 54.79 38.58 11.45 57.76 -- -- Peak 2 17235.00 47.49 68.30 -20.81 51.00 41.29 13.17 57.97 -- -- Peak

Mode	32	
	Harmonic	
	U-NII-3_5.725-5.85_802.11a_CH157_5785MHz	
ANT	CDD 9+15	
Pol.	Horizontal	Vertical
Peak Avg	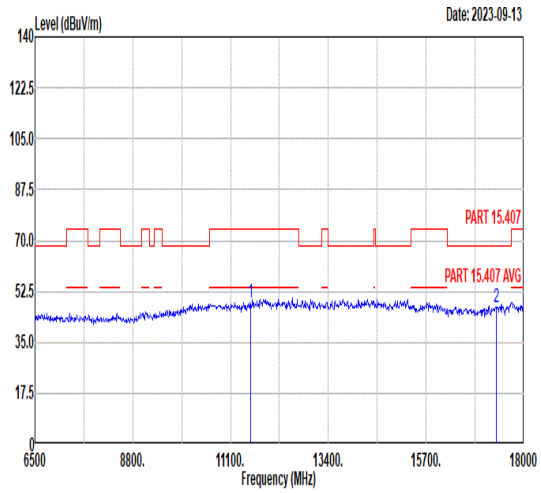 Freq Level Limit Line Margin Read Level Ant Factor Cable Loss Preamp Factor APos TPos Remark MHz dBuV/m dBuV/m dB dBuV dB/m dB dB cm deg 1 11570.00 48.35 74.00 -25.65 55.85 38.68 11.49 57.67 -- -- Peak 2 17355.00 47.20 68.30 -21.10 50.46 41.34 13.20 57.80 -- -- Peak	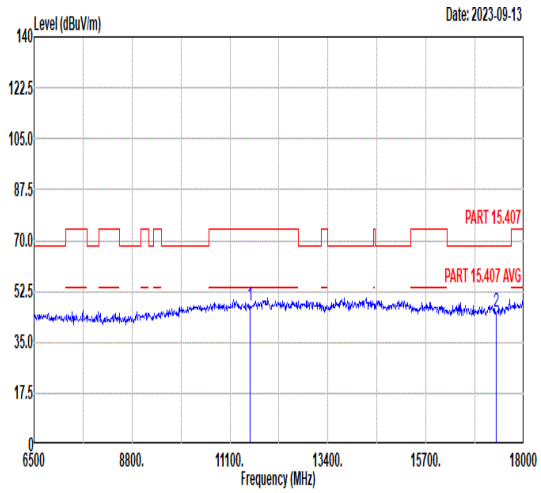 Freq Level Limit Line Margin Read Level Ant Factor Cable Loss Preamp Factor APos TPos Remark MHz dBuV/m dBuV/m dB dBuV dB/m dB dB cm deg 1 11570.00 47.54 74.00 -26.46 55.04 38.68 11.49 57.67 -- -- Peak 2 17355.00 45.36 68.30 -22.94 48.62 41.34 13.20 57.80 -- -- Peak

Mode	33	
	Harmonic	
	U-NII-3_5.725-5.85_802.11a_CH165_5825MHz	
ANT	CDD 9+15	
Pol.	Horizontal	Vertical
Peak Avg	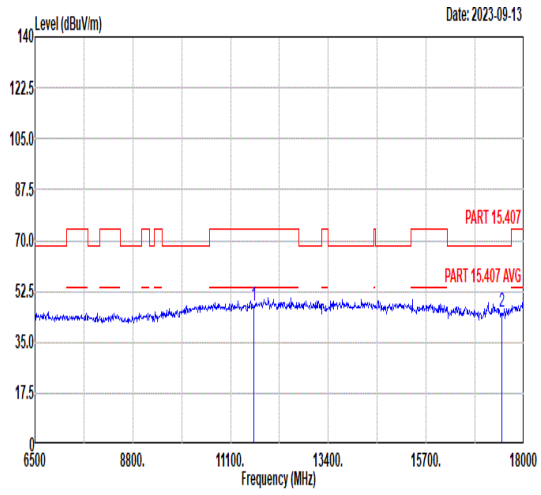 Freq Level Limit Line Margin Read Level Ant Factor Cable Loss Preamp Factor APos TPos Remark MHz dBuV/m dBuV/m dB dBuV dB/m dB dB cm deg 1 11650.00 47.43 74.00 -26.57 54.70 38.78 11.53 57.58 -- -- Peak 2 17475.00 45.37 68.30 -22.93 48.38 41.39 13.23 57.63 -- -- Peak	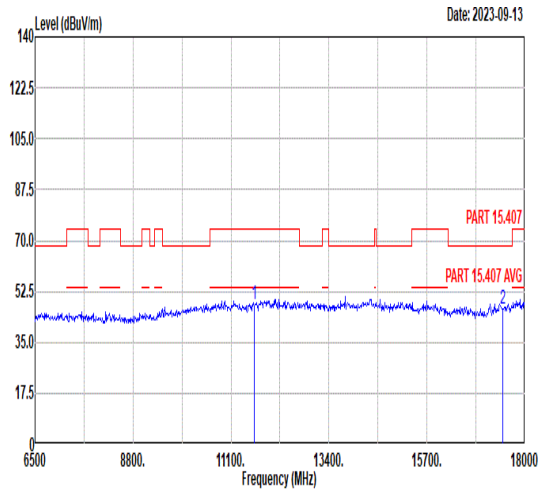 Freq Level Limit Line Margin Read Level Ant Factor Cable Loss Preamp Factor APos TPos Remark MHz dBuV/m dBuV/m dB dBuV dB/m dB dB cm deg 1 11650.00 47.91 74.00 -26.09 55.18 38.78 11.53 57.58 -- -- Peak 2 17475.00 46.63 68.30 -21.67 49.64 41.39 13.23 57.63 -- -- Peak

Mode	34	
	Band Edge	
	U-NII-3_5.725-5.85_802.11be EHT20_CH149_Full_5745MHz	
ANT	CDD 9+15	
Pol.	Horizontal	Fundamental
Peak	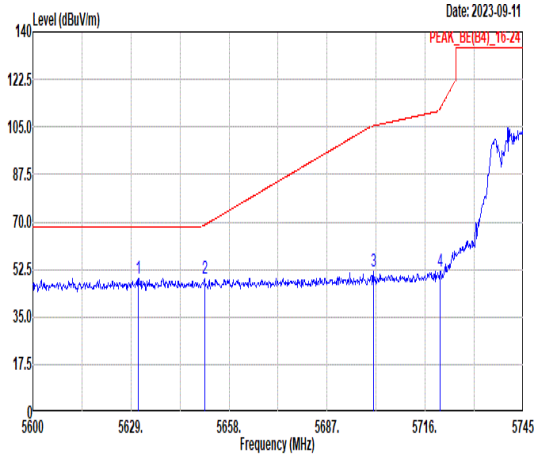 Freq Level Limit Line Margin Read Level Ant Factor Cable Loss Preamp Factor APos TPos Remark MHz dBuV/m dBuV/m dB dBuV dB/m dB dB cm deg 1 5631.18 49.13 68.30 -19.17 39.48 34.69 8.33 33.37 272 53 PEAK 2 5650.75 49.15 68.86 -19.71 39.39 34.73 8.40 33.37 272 53 PEAK 3 5700.63 51.75 105.38 -53.63 41.69 34.84 8.58 33.36 272 53 PEAK 4 5720.35 51.79 111.60 -59.81 41.61 34.88 8.66 33.36 272 53 PEAK	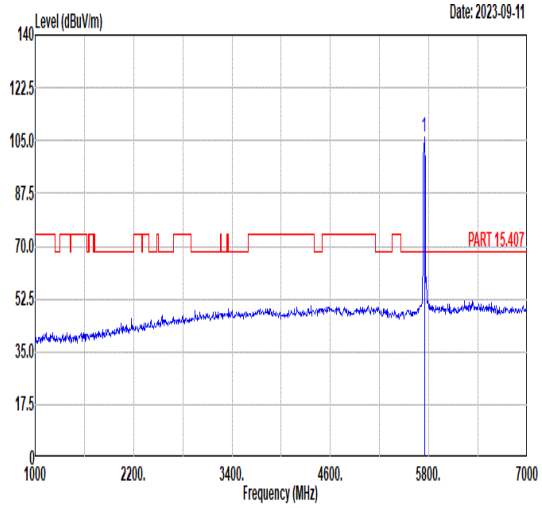 Freq Level Limit Line Margin Read Level Ant Factor Cable Loss Preamp Factor APos TPos Remark MHz dBuV/m dBuV/m dB dBuV dB/m dB dB cm deg 1 5745.00 106.37 ------ ------ 96.00 34.95 8.77 33.35 272 53 PEAK
Avg	Blank	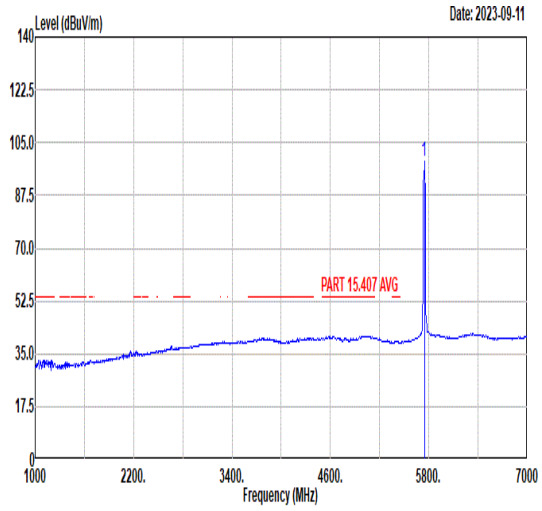 Freq Level Limit Line Margin Read Level Ant Factor Cable Loss Preamp Factor APos TPos Remark MHz dBuV/m dBuV/m dB dBuV dB/m dB dB cm deg 1 5745.00 98.55 ------ ------ 88.18 34.95 8.77 33.35 272 53 AVERAGE

Mode	34	
	Band Edge	
	U-NII-3_5.725-5.85_802.11be EHT20_CH149_Full_5745MHz	
ANT	CDD 9+15	
Pol.	Vertical	Fundamental
Peak	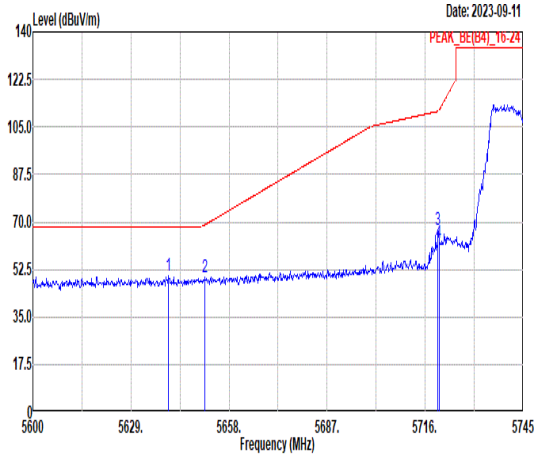 Freq Level Limit Line Margin Read Level Ant Factor Cable Loss Preamp Factor APos TPos Remark MHz dBuV/m dBuV/m dB dBuV dB/m dB dB cm deg 1 5640.02 50.25 68.30 -18.05 40.55 34.71 8.36 33.37 192 360 PEAK 2 5650.90 49.41 68.96 -19.55 39.65 34.73 8.40 33.37 192 360 PEAK 3 5719.77 66.88 110.74 -43.86 56.71 34.88 8.65 33.36 192 360 PEAK 4 5720.06 62.48 110.94 -48.46 52.30 34.88 8.66 33.36 192 360 PEAK	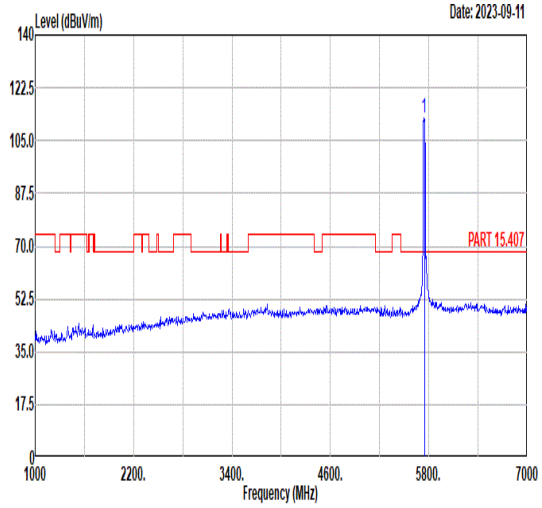 Freq Level Limit Line Margin Read Level Ant Factor Cable Loss Preamp Factor APos TPos Remark MHz dBuV/m dBuV/m dB dBuV dB/m dB dB cm deg 1 5745.00 112.34 ------ ------ 102.03 34.93 8.73 33.35 192 360 PEAK
Avg	Blank	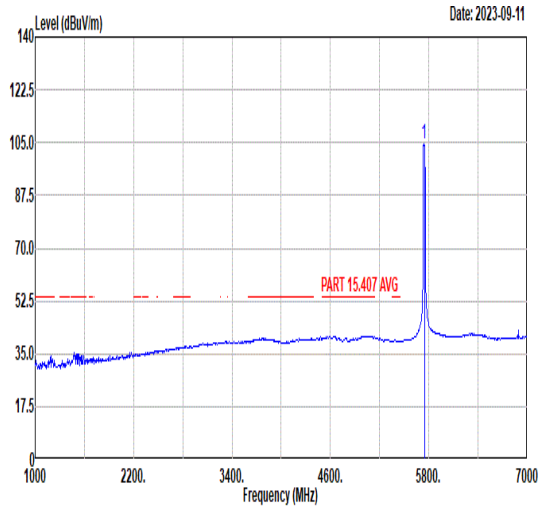 Freq Level Limit Line Margin Read Level Ant Factor Cable Loss Preamp Factor APos TPos Remark MHz dBuV/m dBuV/m dB dBuV dB/m dB dB cm deg 1 5745.00 104.44 ------ ------ 94.13 34.93 8.73 33.35 192 360 AVERAGE

Mode	34	
	Harmonic	
	U-NII-3_5.725-5.85_802.11be EHT20_CH149_Full_5745MHz	
ANT	CDD 9+15	
Pol.	Horizontal	Vertical
Peak Avg	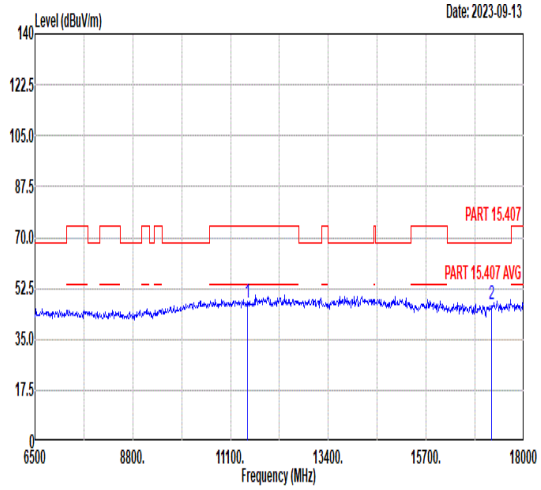 Freq Level Limit Line Margin Read Level Ant Factor Cable Loss Preamp Factor APos TPos Remark MHz dBuV/m dBuV/m dB dBuV dB/m dB dB cm deg 1 11490.00 47.60 74.00 -26.40 55.33 38.58 11.45 57.76 -- -- Peak 2 17235.00 47.21 68.30 -21.09 50.72 41.29 13.17 57.97 -- -- Peak	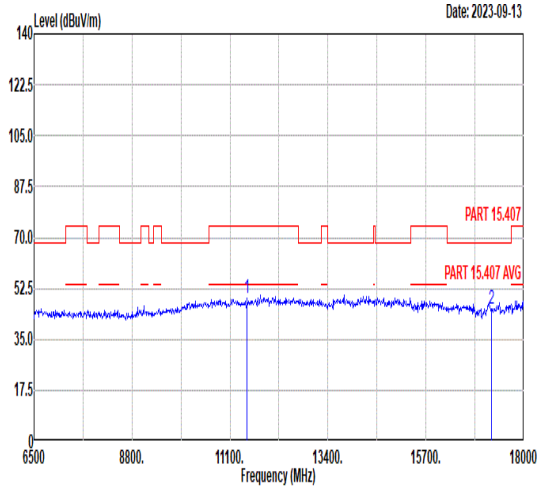 Freq Level Limit Line Margin Read Level Ant Factor Cable Loss Preamp Factor APos TPos Remark MHz dBuV/m dBuV/m dB dBuV dB/m dB dB cm deg 1 11490.00 49.25 74.00 -24.75 56.98 38.58 11.45 57.76 -- -- Peak 2 17235.00 45.26 68.30 -23.04 48.77 41.29 13.17 57.97 -- -- Peak

Mode	35	
	Harmonic	
	U-NII-3_5.725-5.85_802.11be EHT20_CH157_Full_5785MHz	
ANT	CDD 9+15	
Pol.	Horizontal	Vertical
Peak Avg	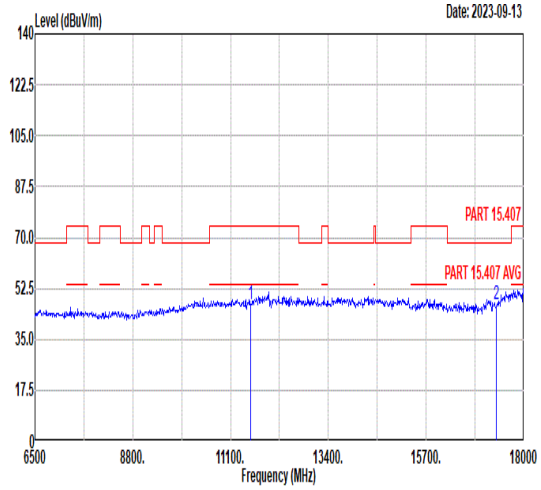 Freq Level Limit Line Margin Read Level Ant Factor Cable Loss Preamp Factor APos TPos Remark MHz dBuV/m dBuV/m dB dBuV dB/m dB dB cm deg 1 11570.00 47.15 74.00 -26.85 54.65 38.68 11.49 57.67 -- -- Peak 2 17355.00 47.22 68.30 -21.08 50.48 41.34 13.20 57.80 -- -- Peak	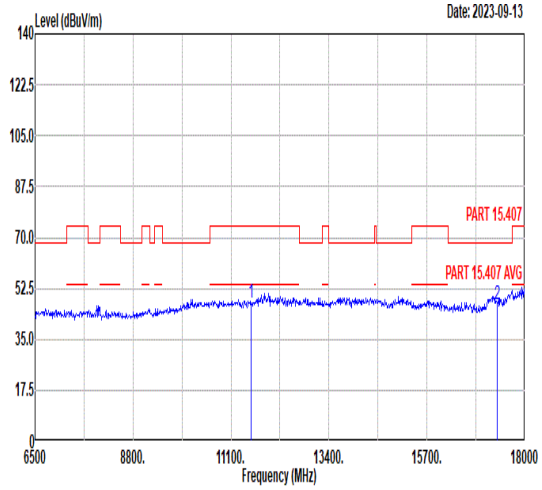 Freq Level Limit Line Margin Read Level Ant Factor Cable Loss Preamp Factor APos TPos Remark MHz dBuV/m dBuV/m dB dBuV dB/m dB dB cm deg 1 11570.00 47.30 74.00 -26.70 54.80 38.68 11.49 57.67 -- -- Peak 2 17355.00 47.23 68.30 -21.07 50.49 41.34 13.20 57.80 -- -- Peak

Mode	36	
	Band Edge	
	U-NII-3_5.725-5.85_802.11be EHT20_CH165_Full_5825MHz	
ANT	CDD 9+15	
Pol.	Horizontal	Fundamental
Peak	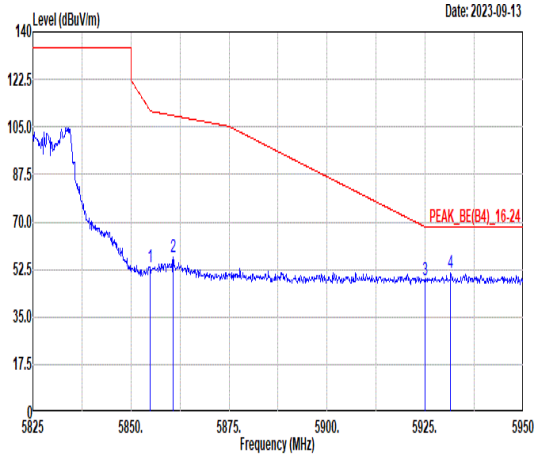 Freq Level Limit Line Margin Read Level Ant Factor Cable Loss Preamp Factor APos TPos Remark MHz dBuV/m dBuV/m dB dBuV dB/m dB dB cm deg 1 5854.88 53.26 111.08 -57.82 42.54 35.18 8.87 33.33 220 314 PEAK 2 5860.75 56.82 109.19 -52.37 46.10 35.19 8.86 33.33 220 314 PEAK 3 5925.00 48.50 68.20 -19.70 37.70 35.33 8.79 33.32 220 314 PEAK 4 5931.50 51.26 68.30 -17.04 40.45 35.35 8.78 33.32 220 314 PEAK	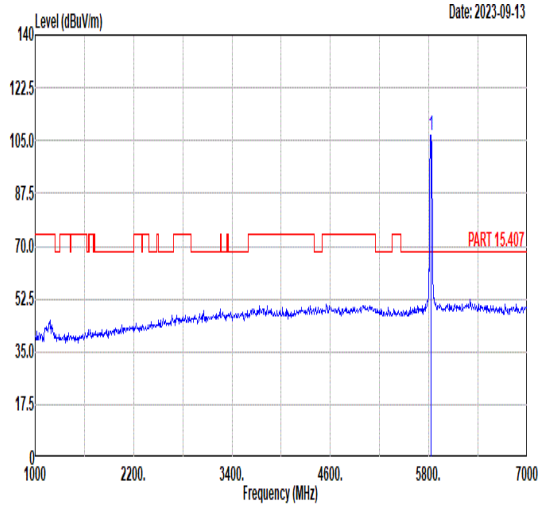 Freq Level Limit Line Margin Read Level Ant Factor Cable Loss Preamp Factor APos TPos Remark MHz dBuV/m dBuV/m dB dBuV dB/m dB dB cm deg 1 5825.00 106.59 ------ ------ 95.91 35.11 8.91 33.34 220 314 PEAK
Avg	Blank	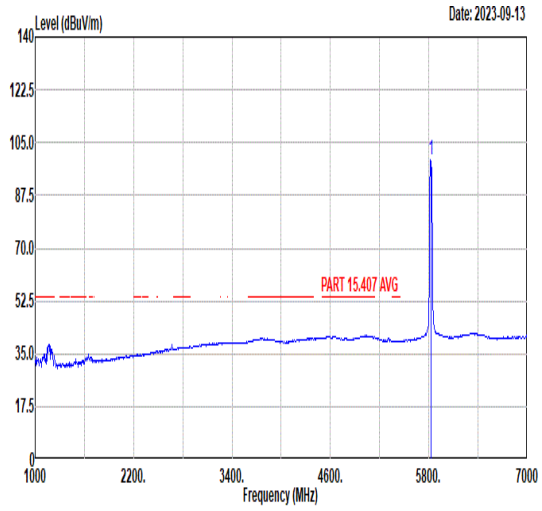 Freq Level Limit Line Margin Read Level Ant Factor Cable Loss Preamp Factor APos TPos Remark MHz dBuV/m dBuV/m dB dBuV dB/m dB dB cm deg 1 5825.00 99.14 ------ ------ 88.46 35.10 8.92 33.34 220 314 AVERAGE

Mode	36	
	Band Edge	
	U-NII-3_5.725-5.85_802.11be EHT20_CH165_Full_5825MHz	
ANT	CDD 9+15	
Pol.	Vertical	Fundamental
Peak	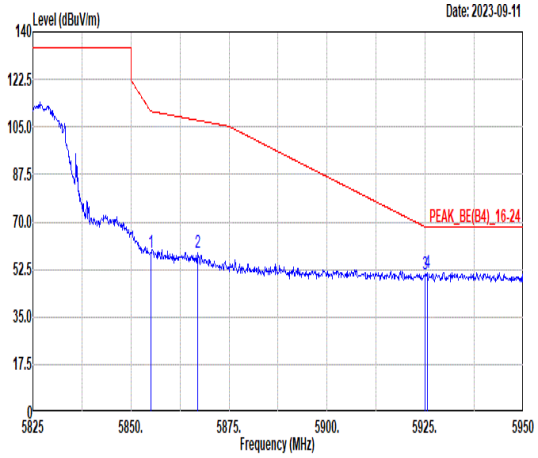 Freq Level Limit Line Margin Read Level Ant Factor Cable Loss Preamp Factor APos TPos Remark MHz dBuV/m dBuV/m dB dBuV dB/m dB dB cm deg 1 5855.00 58.61 110.80 -52.19 47.89 35.18 8.87 33.33 293 360 PEAK 2 5867.00 58.81 107.44 -48.63 48.07 35.21 8.86 33.33 293 360 PEAK 3 5924.88 50.56 68.29 -17.73 39.76 35.33 8.79 33.32 293 360 PEAK 4 5925.50 51.34 68.30 -16.96 40.53 35.34 8.79 33.32 293 360 PEAK	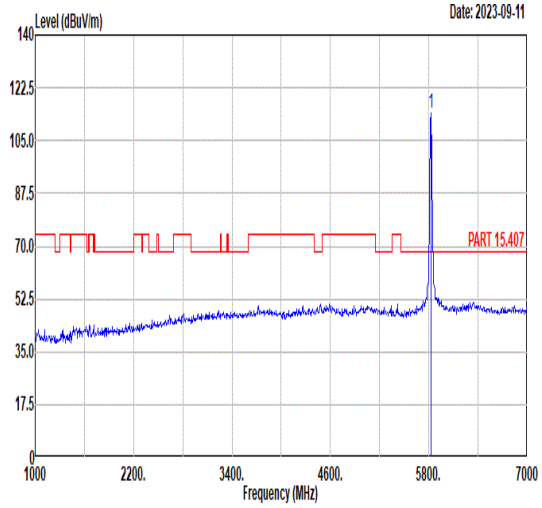 Freq Level Limit Line Margin Read Level Ant Factor Cable Loss Preamp Factor APos TPos Remark MHz dBuV/m dBuV/m dB dBuV dB/m dB dB cm deg 1 5825.00 114.04 ------ ------ 103.36 35.11 8.91 33.34 293 360 PEAK
Avg	Blank	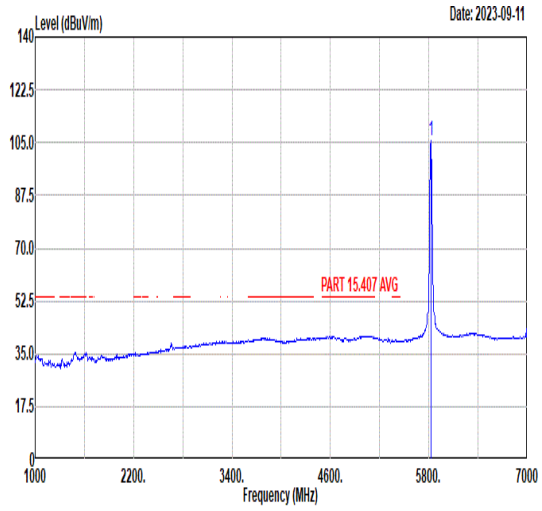 Freq Level Limit Line Margin Read Level Ant Factor Cable Loss Preamp Factor APos TPos Remark MHz dBuV/m dBuV/m dB dBuV dB/m dB dB cm deg 1 5825.00 105.67 ------ ------ 94.99 35.11 8.91 33.34 293 360 AVERAGE

Mode	36	
	Harmonic	
	U-NII-3_5.725-5.85_802.11be EHT20_CH165_Full_5825MHz	
ANT	CDD 9+15	
Pol.	Horizontal	Vertical
Peak Avg	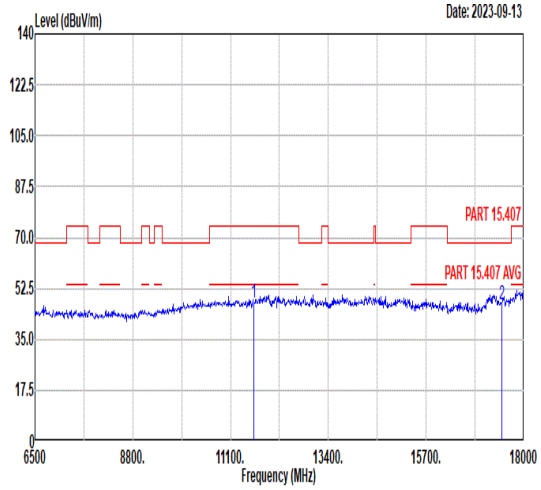 Freq Level Limit Line Margin Read Level Ant Factor Cable Loss Preamp Factor APos TPos Remark MHz dBuV/m dBuV/m dB dBuV dB/m dB dB cm deg 1 11650.00 47.52 74.00 -26.48 54.79 38.78 11.53 57.58 -- -- Peak 2 17475.00 46.80 68.30 -21.50 49.81 41.39 13.23 57.63 -- -- Peak	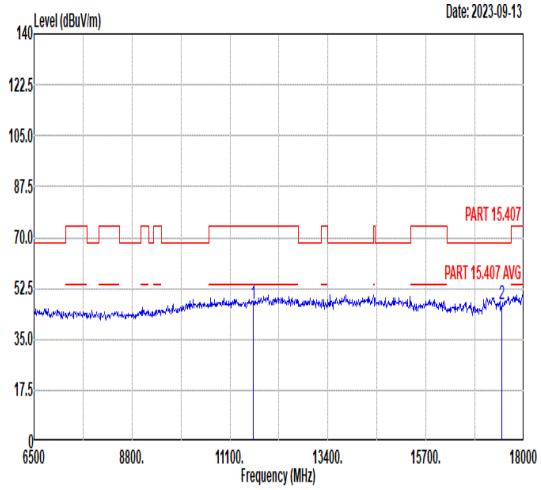 Freq Level Limit Line Margin Read Level Ant Factor Cable Loss Preamp Factor APos TPos Remark MHz dBuV/m dBuV/m dB dBuV dB/m dB dB cm deg 1 11650.00 47.21 74.00 -26.79 54.48 38.78 11.53 57.58 -- -- Peak 2 17475.00 46.83 68.30 -21.47 49.84 41.39 13.23 57.63 -- -- Peak

Mode	37	
	Band Edge - L	
	U-NII-3_5.725-5.85_802.11be EHT40_CH151_Full_5755MHz	
ANT	CDD 9+15	
Pol.	Horizontal	Fundamental
Peak	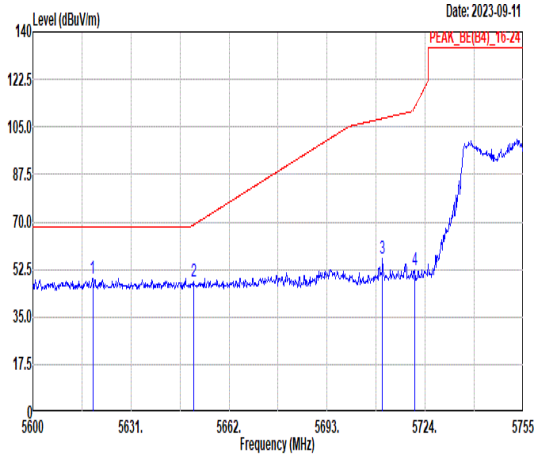 Freq Level Limit Line Margin Read Level Ant Factor Cable Loss Preamp Factor APos TPos Remark MHz dBuV/m dBuV/m dB dBuV dB/m dB dB cm deg 1 5618.91 49.12 68.30 -19.18 39.56 34.66 8.28 33.38 210 0 PEAK 2 5650.84 47.90 68.92 -21.02 38.14 34.73 8.40 33.37 210 0 PEAK 3 5710.52 56.31 108.15 -51.84 46.19 34.86 8.62 33.36 210 0 PEAK 4 5720.59 52.52 112.15 -59.63 42.33 34.89 8.66 33.36 210 0 PEAK	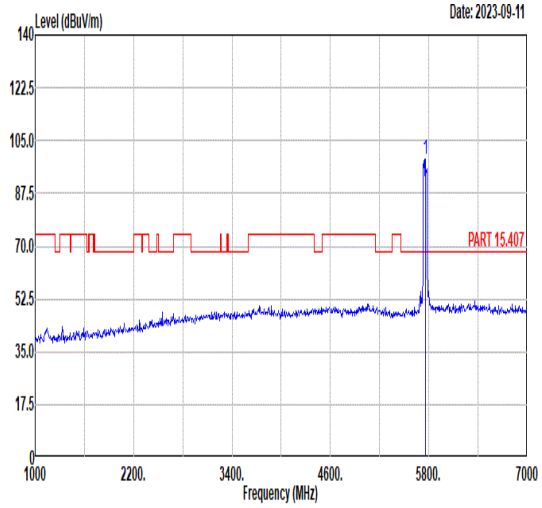 Freq Level Limit Line Margin Read Level Ant Factor Cable Loss Preamp Factor APos TPos Remark MHz dBuV/m dBuV/m dB dBuV dB/m dB dB cm deg 1 5755.00 98.87 ------ ------ 88.45 34.97 8.80 33.35 210 0 PEAK
Avg	Blank	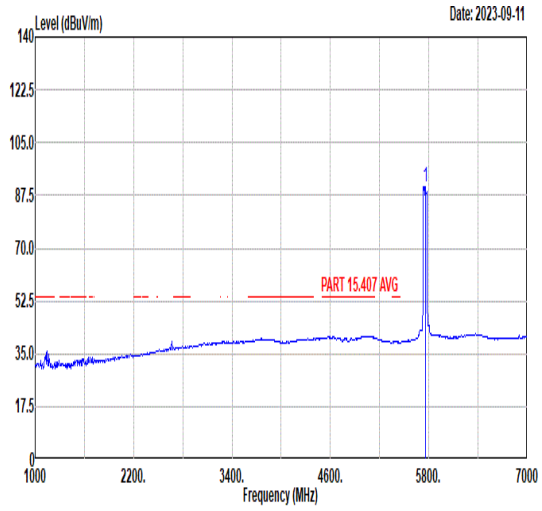 Freq Level Limit Line Margin Read Level Ant Factor Cable Loss Preamp Factor APos TPos Remark MHz dBuV/m dBuV/m dB dBuV dB/m dB dB cm deg 1 5755.00 90.48 ------ ------ 80.11 34.95 8.77 33.35 210 0 AVERAGE

Mode	37	
	Band Edge - R	
	U-NII-3_5.725-5.85_802.11be EHT40_CH151_Full_5755MHz	
ANT	CDD 9+15	
Pol.	Horizontal	Fundamental
Peak	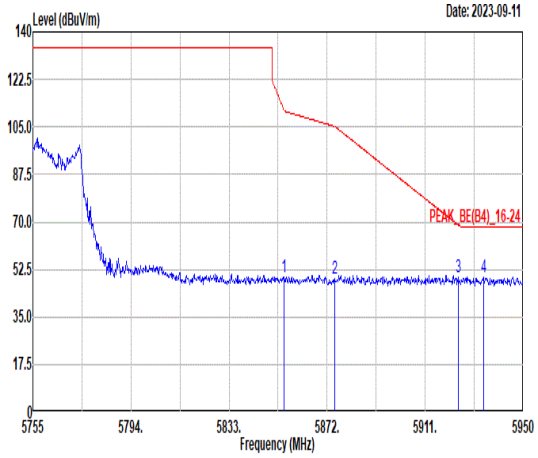 Freq Level Limit Line Margin Read Level Ant Factor Cable Loss Preamp Factor APos TPos Remark MHz dBuV/m dBuV/m dB dBuV dB/m dB dB cm deg 1 5854.84 49.86 111.17 -61.31 39.14 35.18 8.87 33.33 210 0 PEAK 2 5874.93 48.88 105.22 -56.34 38.14 35.22 8.85 33.33 210 0 PEAK 3 5924.26 49.85 68.75 -18.90 39.05 35.33 8.79 33.32 210 0 PEAK 4 5934.21 49.71 68.30 -18.59 38.88 35.36 8.78 33.31 210 0 PEAK	Blank

Mode	37	
	Band Edge - L	
	U-NII-3_5.725-5.85_802.11be EHT40_CH151_Full_5755MHz	
ANT	CDD 9+15	
Pol.	Vertical	Fundamental
Peak	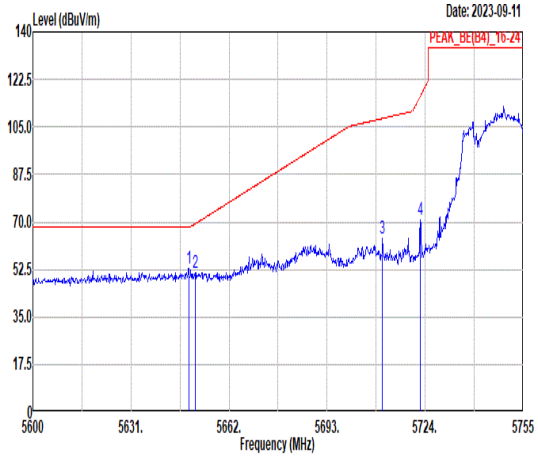 Freq Level Limit Line Margin Read Level Ant Factor Cable Loss Preamp Factor APos TPos Remark MHz dBuV/m dBuV/m dB dBuV dB/m dB dB cm deg 1 5649.29 52.83 68.30 -15.47 43.08 34.73 8.39 33.37 203 0 PEAK 2 5651.31 51.23 69.27 -18.04 41.47 34.73 8.40 33.37 203 0 PEAK 3 5710.52 63.85 108.15 -44.30 53.73 34.86 8.62 33.36 203 0 PEAK 4 5722.45 70.76 116.39 -45.63 60.57 34.89 8.66 33.36 203 0 PEAK	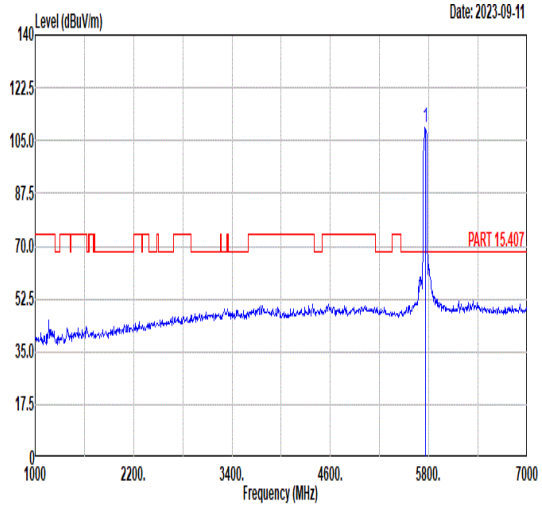 Freq Level Limit Line Margin Read Level Ant Factor Cable Loss Preamp Factor APos TPos Remark MHz dBuV/m dBuV/m dB dBuV dB/m dB dB cm deg 1 5755.00 109.11 ------ ------ 98.77 34.94 8.75 33.35 203 0 PEAK
Avg	Blank	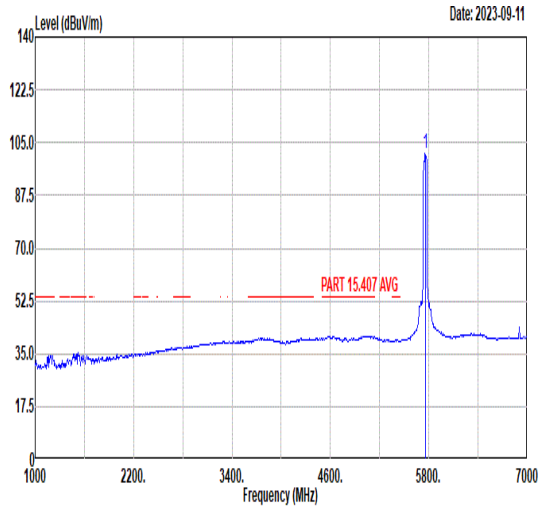 Freq Level Limit Line Margin Read Level Ant Factor Cable Loss Preamp Factor APos TPos Remark MHz dBuV/m dBuV/m dB dBuV dB/m dB dB cm deg 1 5755.00 101.60 ------ ------ 91.23 34.95 8.77 33.35 203 0 AVERAGE

Mode	37	
	Band Edge - R	
	U-NII-3_5.725-5.85_802.11be EHT40_CH151_Full_5755MHz	
ANT	CDD 9+15	
Pol.	Vertical	Fundamental
Peak	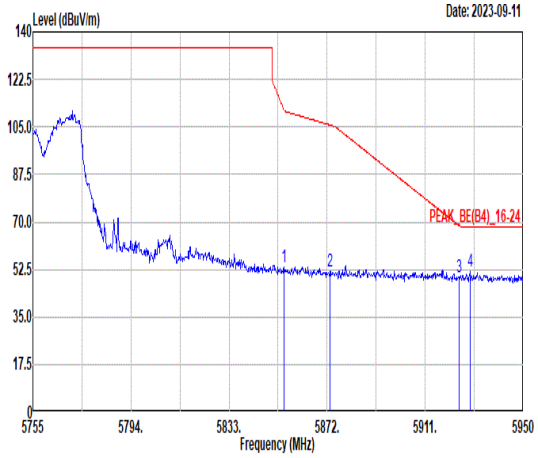 Freq Level Limit Line Margin Read Level Ant Factor Cable Loss Preamp Factor APos TPos Remark MHz dBuV/m dBuV/m dB dBuV dB/m dB dB cm deg 1 5854.84 53.22 111.17 -57.95 42.50 35.18 8.87 33.33 203 0 PEAK 2 5873.17 51.96 105.71 -53.75 41.22 35.22 8.85 33.33 203 0 PEAK 3 5924.46 49.90 68.60 -18.70 39.10 35.33 8.79 33.32 203 0 PEAK 4 5928.94 51.59 68.30 -16.71 40.79 35.34 8.78 33.32 203 0 PEAK	Blank