Mode	38	
	Band Edge - L	
	U-NII-3_5.725-5.85_802.11be EHT40_CH159_Full_5795MHz	
ANT	CDD 9+15	
Pol.	Horizontal	Fundamental
Peak	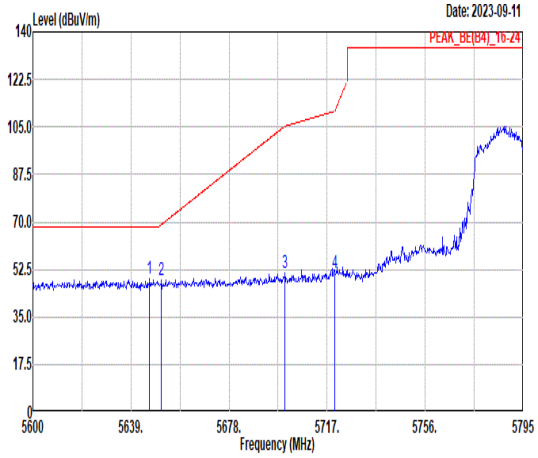 Freq Level Limit Line Margin Read Level Ant Factor Cable Loss Preamp Factor APos TPos Remark MHz dBuV/m dBuV/m dB dBuV dB/m dB dB cm deg 1 5646.41 48.98 68.30 -19.32 39.25 34.72 8.38 33.37 238 319 PEAK 2 5651.09 48.54 69.11 -20.57 38.78 34.73 8.40 33.37 238 319 PEAK 3 5700.23 51.05 105.26 -54.21 40.99 34.84 8.58 33.36 238 319 PEAK 4 5720.12 51.38 111.07 -59.69 41.20 34.88 8.66 33.36 238 319 PEAK	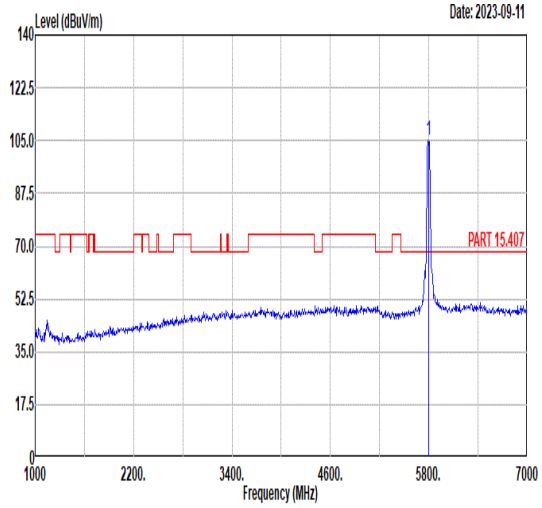 Freq Level Limit Line Margin Read Level Ant Factor Cable Loss Preamp Factor APos TPos Remark MHz dBuV/m dBuV/m dB dBuV dB/m dB dB cm deg 1 5795.00 104.90 ------ ------ 94.30 35.03 8.91 33.34 238 319 PEAK
Avg	Blank	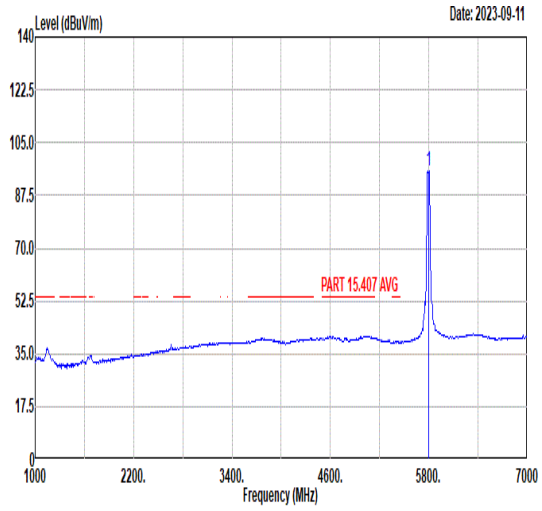 Freq Level Limit Line Margin Read Level Ant Factor Cable Loss Preamp Factor APos TPos Remark MHz dBuV/m dBuV/m dB dBuV dB/m dB dB cm deg 1 5795.00 95.71 ------ ------ 85.11 35.03 8.91 33.34 238 319 AVERAGE

Mode	38	
	Band Edge - R	
	U-NII-3_5.725-5.85_802.11be EHT40_CH159_Full_5795MHz	
ANT	CDD 9+15	
Pol.	Horizontal	Fundamental
Peak	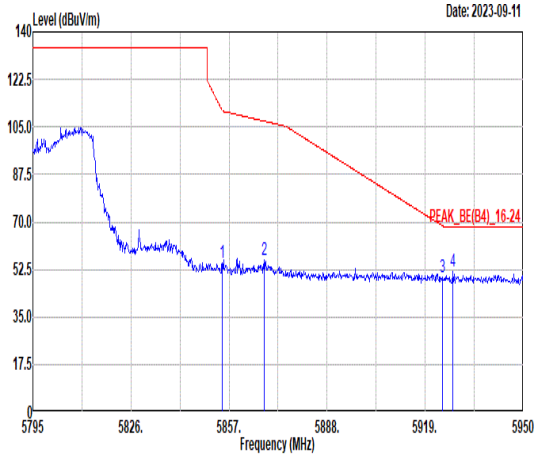 Freq / Level / Limit Line / Margin / Read Level / Ant Factor / Cable Loss / Preamp Factor / APos / TPos / Remark MHz / dBuV/m / dBuV/m / dB / dBuV / dB/m / dB / dB / cm / deg 1 5854.83 54.68 111.19 -56.51 43.96 35.18 8.87 33.33 238 319 PEAK 2 5868.01 56.04 107.16 -51.12 45.30 35.21 8.86 33.33 238 319 PEAK 3 5924.43 49.72 68.62 -18.90 38.92 35.33 8.79 33.32 238 319 PEAK 4 5927.84 51.62 68.30 -16.68 40.81 35.34 8.79 33.32 238 319 PEAK	Blank

Mode	38	
	Band Edge - L	
	U-NII-3_5.725-5.85_802.11be EHT40_CH159_Full_5795MHz	
ANT	CDD 9+15	
Pol.	Vertical	Fundamental
Peak	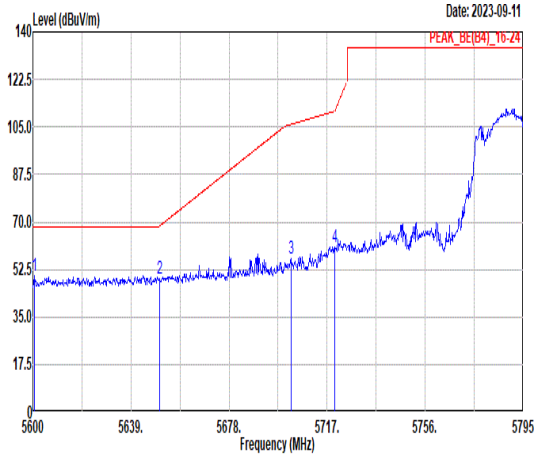 Freq Level Limit Line Margin Read Level Ant Factor Cable Loss Preamp Factor APos TPos Remark MHz dBuV/m dBuV/m dB dBuV dB/m dB dB cm deg 1 5600.78 50.04 68.30 -18.26 40.58 34.62 8.22 33.38 192 0 PEAK 2 5650.31 48.99 68.53 -19.54 39.23 34.73 8.40 33.37 192 0 PEAK 3 5702.77 56.68 105.98 -49.30 46.60 34.85 8.59 33.36 192 0 PEAK 4 5720.12 60.85 111.07 -50.22 50.67 34.88 8.66 33.36 192 0 PEAK	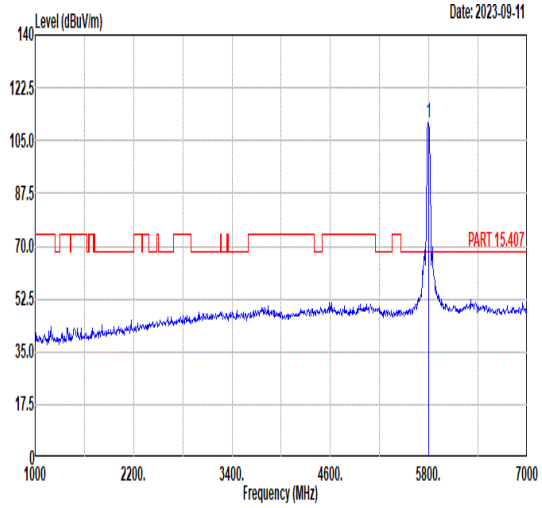 Freq Level Limit Line Margin Read Level Ant Factor Cable Loss Preamp Factor APos TPos Remark MHz dBuV/m dBuV/m dB dBuV dB/m dB dB cm deg 1 5795.00 110.94 ------ ------ 100.34 35.03 8.91 33.34 192 0 PEAK
Avg	Blank	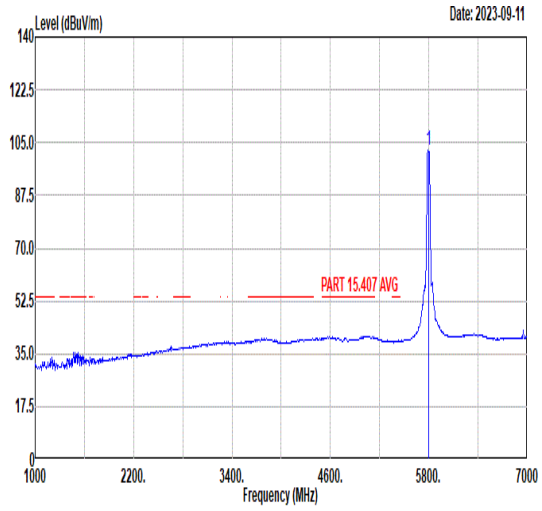 Freq Level Limit Line Margin Read Level Ant Factor Cable Loss Preamp Factor APos TPos Remark MHz dBuV/m dBuV/m dB dBuV dB/m dB dB cm deg 1 5795.00 102.24 ------ ------ 91.64 35.03 8.91 33.34 192 0 AVERAGE

Mode	38	
	Band Edge - R	
	U-NII-3_5.725-5.85_802.11be EHT40_CH159_Full_5795MHz	
ANT	CDD 9+15	
Pol.	Vertical	Fundamental
Peak	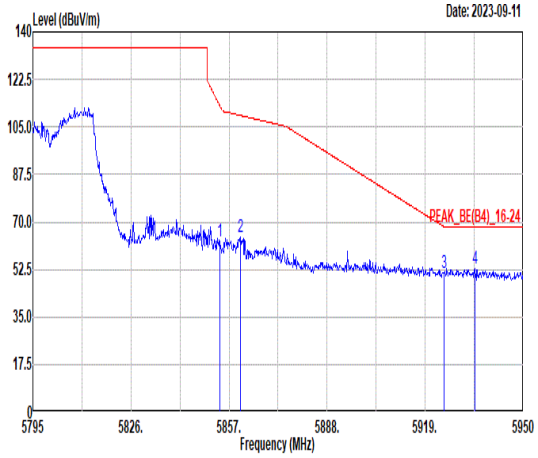 Freq Level Limit Line Margin Read Level Ant Factor Cable Loss Preamp Factor APos TPos Remark MHz dBuV/m dBuV/m dB dBuV dB/m dB dB cm deg 1 5854.21 62.81 112.60 -49.79 52.09 35.18 8.87 33.33 192 0 PEAK 2 5860.72 64.38 109.20 -44.82 53.66 35.19 8.86 33.33 192 0 PEAK 3 5924.89 51.49 68.28 -16.79 40.69 35.33 8.79 33.32 192 0 PEAK 4 5934.66 52.86 68.30 -15.44 42.03 35.36 8.78 33.31 192 0 PEAK	Blank

Mode	39
	Band Edge - L
	U-NII-3_5.725-5.85_802.11be EHT80_CH155_Full_5775MHz
ANT	CDD 9+15

Pol.	Horizontal	Fundamental
Peak	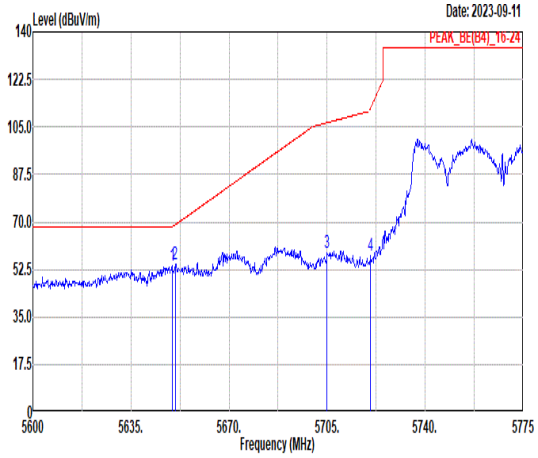 Freq Level Limit Line Margin Read Level Ant Factor Cable Loss Preamp Factor APos TPos Remark MHz dBuV/m dBuV/m dB dBuV dB/m dB dB cm deg 1 5649.70 53.83 68.30 -14.47 44.07 34.73 8.40 33.37 300 74 PEAK 2 5650.75 54.57 68.86 -14.29 44.81 34.73 8.40 33.37 300 74 PEAK 3 5705.00 58.49 106.60 -48.11 48.40 34.85 8.60 33.36 300 74 PEAK 4 5720.58 57.48 112.11 -54.63 47.29 34.89 8.66 33.36 300 74 PEAK	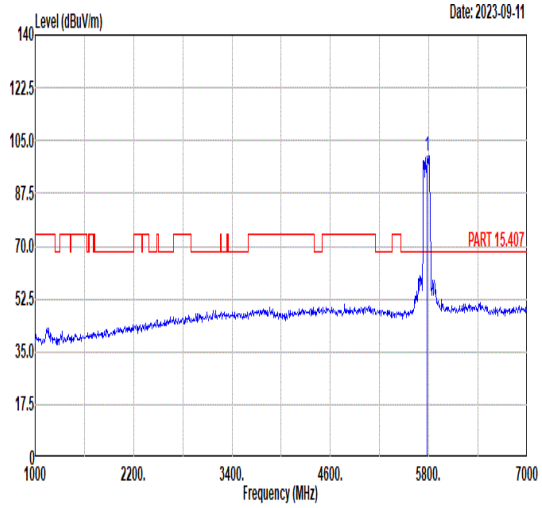 Freq Level Limit Line Margin Read Level Ant Factor Cable Loss Preamp Factor APos TPos Remark MHz dBuV/m dBuV/m dB dBuV dB/m dB dB cm deg 1 5775.00 100.04 ------ ------ 89.48 35.02 8.88 33.34 300 74 PEAK
Avg	Blank	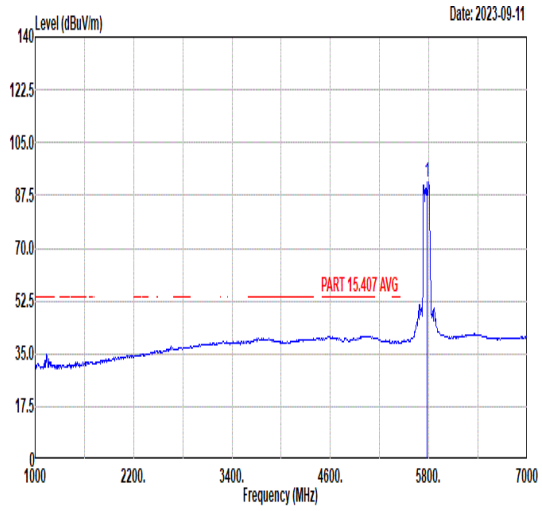 Freq Level Limit Line Margin Read Level Ant Factor Cable Loss Preamp Factor APos TPos Remark MHz dBuV/m dBuV/m dB dBuV dB/m dB dB cm deg 1 5775.00 91.79 ------ ------ 81.23 35.02 8.88 33.34 300 74 AVERAGE

Mode	39	
	Band Edge - R	
	U-NII-3_5.725-5.85_802.11be EHT80_CH155_Full_5775MHz	
ANT	CDD 9+15	
Pol.	Horizontal	Fundamental
Peak	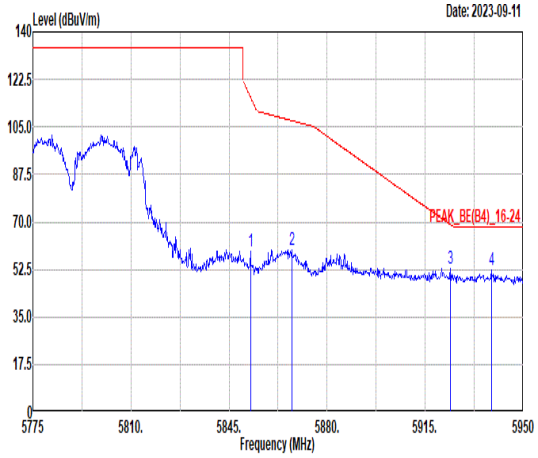 Freq Level Limit Line Margin Read Level Ant Factor Cable Loss Preamp Factor APos TPos Remark MHz dBuV/m dBuV/m dB dBuV dB/m dB dB cm deg 1 5852.70 59.10 116.04 -56.94 48.38 35.18 8.87 33.33 300 74 PEAK 2 5867.40 59.49 107.33 -47.84 48.75 35.21 8.86 33.33 300 74 PEAK 3 5924.10 53.07 68.86 -15.79 42.27 35.33 8.79 33.32 300 74 PEAK 4 5938.63 52.23 68.30 -16.07 41.41 35.36 8.77 33.31 300 74 PEAK	Blank

Mode	39
	Band Edge - L
	U-NII-3_5.725-5.85_802.11be EHT80_CH155_Full_5775MHz
ANT	CDD 9+15

Pol.	Vertical	Fundamental
Peak	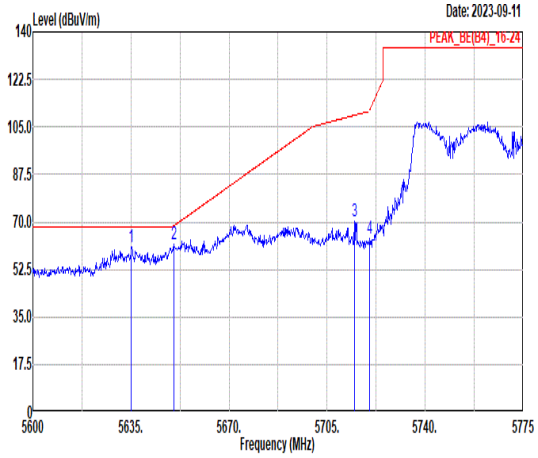 Freq Level Limit Line Margin Read Level Ant Factor Cable Loss Preamp Factor APos TPos Remark MHz dBuV/m dBuV/m dB dBuV dB/m dB dB cm deg 1 5635.18 61.00 68.30 -7.30 51.33 34.70 8.34 33.37 200 24 PEAK 2 5650.23 61.60 68.47 -6.87 51.84 34.73 8.40 33.37 200 24 PEAK 3 5714.80 70.08 109.35 -39.27 59.93 34.87 8.64 33.36 200 24 PEAK 4 5720.23 64.02 111.31 -47.29 53.84 34.88 8.66 33.36 200 24 PEAK	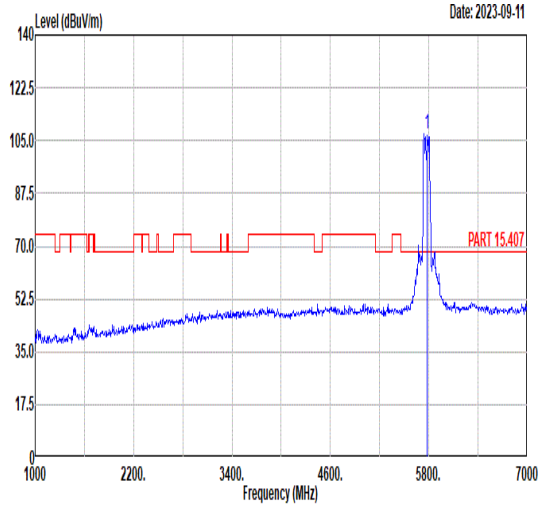 Freq Level Limit Line Margin Read Level Ant Factor Cable Loss Preamp Factor APos TPos Remark MHz dBuV/m dBuV/m dB dBuV dB/m dB dB cm deg 1 5775.00 107.16 ------ ------ 96.85 34.93 8.73 33.35 200 24 PEAK
Avg	Blank	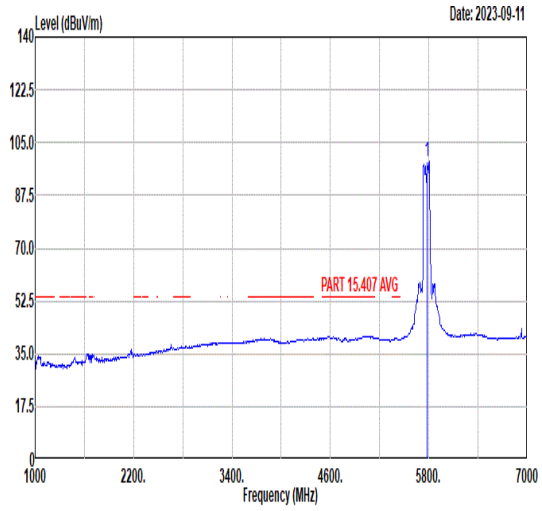 Freq Level Limit Line Margin Read Level Ant Factor Cable Loss Preamp Factor APos TPos Remark MHz dBuV/m dBuV/m dB dBuV dB/m dB dB cm deg 1 5775.00 98.58 ------ ------ 87.92 35.07 8.93 33.34 200 24 AVERAGE

Mode	39	
	Band Edge - R	
	U-NII-3_5.725-5.85_802.11be EHT80_CH155_Full_5775MHz	
ANT	CDD 9+15	
Pol.	Vertical	Fundamental
Peak	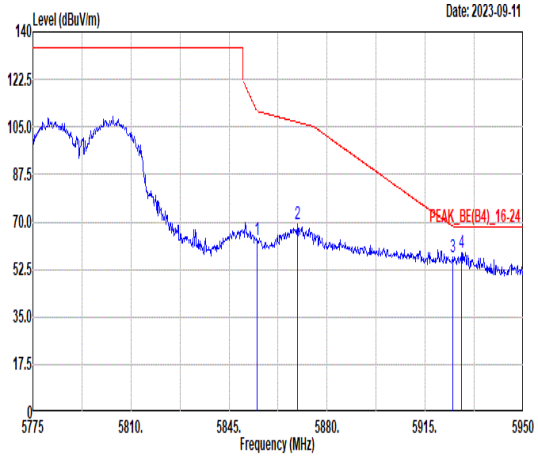 Freq Level Limit Line Margin Read Level Ant Factor Cable Loss Preamp Factor APos TPos Remark MHz dBuV/m dBuV/m dB dBuV dB/m dB dB cm deg 1 5854.98 63.14 110.86 -47.72 52.42 35.18 8.87 33.33 200 24 PEAK 2 5869.50 69.32 106.74 -37.42 58.59 35.21 8.85 33.33 200 24 PEAK 3 5924.98 57.31 68.22 -10.91 46.51 35.33 8.79 33.32 200 24 PEAK 4 5927.95 58.89 68.30 -9.41 48.08 35.34 8.79 33.32 200 24 PEAK	Blank

Mode	39	
	Harmonic	
	U-NII-3_5.725-5.85_802.11ax HE80_CH155_Full_5775MHz	
ANT	CDD 9+15	
Pol.	Horizontal	Vertical
Peak Avg	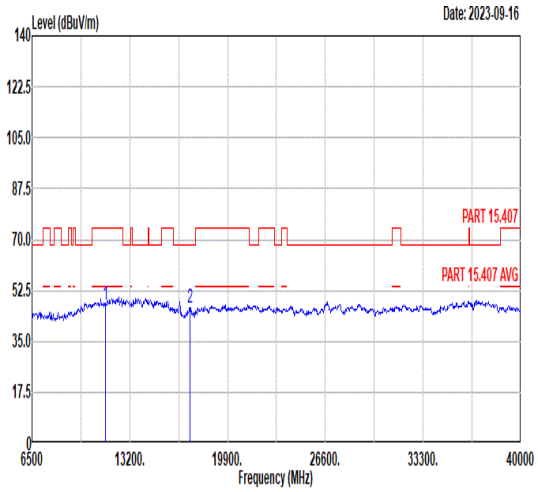 Freq Level Limit Line Margin Read Level Ant Factor Cable Loss Preamp Factor APos TPos Remark MHz dBuV/m dBuV/m dB dBuV dB/m dB dB cm deg 1 11550.00 47.41 74.00 -26.59 54.97 38.65 11.48 57.69 -- -- Peak 2 17325.00 46.28 68.30 -22.02 49.60 41.33 13.19 57.84 -- -- Peak	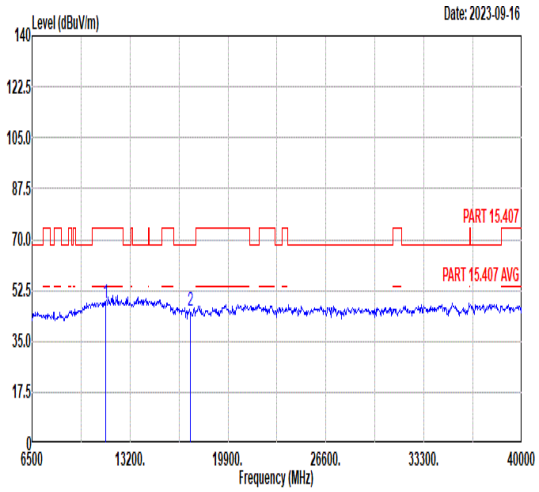 Freq Level Limit Line Margin Read Level Ant Factor Cable Loss Preamp Factor APos TPos Remark MHz dBuV/m dBuV/m dB dBuV dB/m dB dB cm deg 1 11550.00 47.95 74.00 -26.05 55.51 38.65 11.48 57.69 -- -- Peak 2 17325.00 45.18 68.30 -23.12 48.50 41.33 13.19 57.84 -- -- Peak

Mode	40	
	Band Edge	
	U-NII-1_5.15-5.25_802.11be EHT20_CH36_Single RU 26/0_5180MHz	
ANT	CDD 9+15	
Pol.	Horizontal	Fundamental
Peak	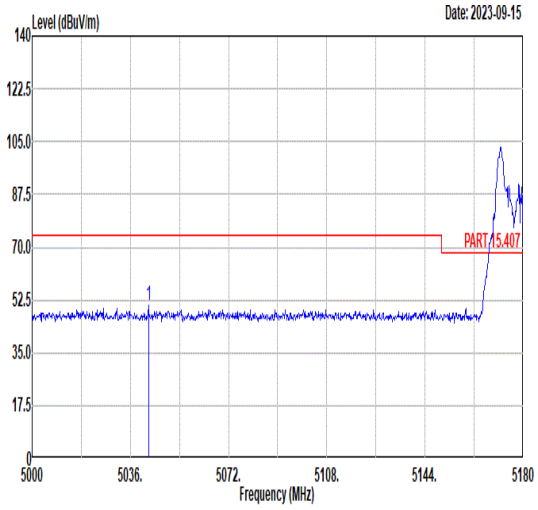 Freq Level Limit Line Margin Read Level Ant Factor Cable Loss Preamp Factor APos TPos Remark MHz dBuV/m dBuV/m dB dBuV dB/m dB dB cm deg 1 5042.66 50.60 74.00 -23.40 41.08 34.34 7.85 32.67 176 57 PEAK	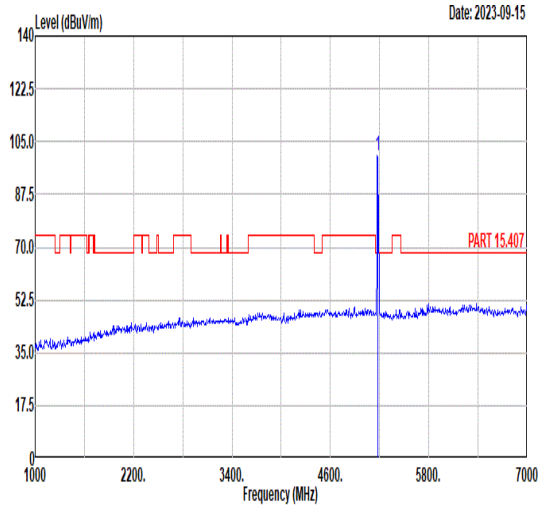 Freq Level Limit Line Margin Read Level Ant Factor Cable Loss Preamp Factor APos TPos Remark MHz dBuV/m dBuV/m dB dBuV dB/m dB dB cm deg 1 5180.00 100.29 ------ ------ 90.80 34.44 7.93 32.88 176 57 PEAK
Avg	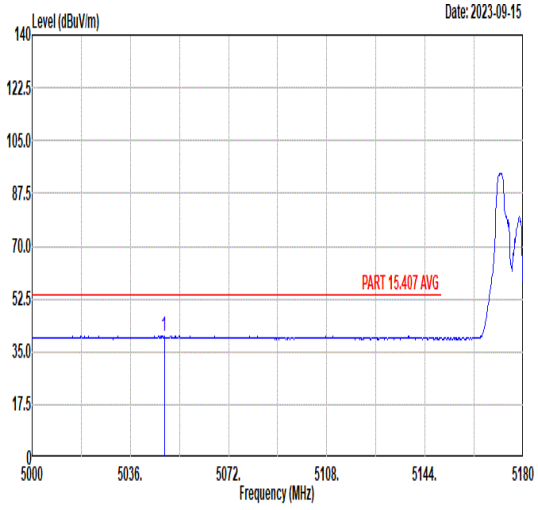 Freq Level Limit Line Margin Read Level Ant Factor Cable Loss Preamp Factor APos TPos Remark MHz dBuV/m dBuV/m dB dBuV dB/m dB dB cm deg 1 5048.42 40.14 54.00 -13.86 30.63 34.34 7.85 32.68 176 57 AVERAGE	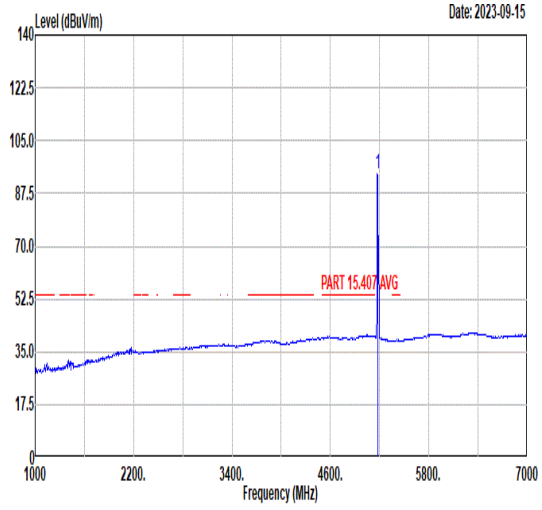 Freq Level Limit Line Margin Read Level Ant Factor Cable Loss Preamp Factor APos TPos Remark MHz dBuV/m dBuV/m dB dBuV dB/m dB dB cm deg 1 5180.00 94.03 ------ ------ 84.54 34.44 7.93 32.88 176 57 AVERAGE

Mode	40	
	Band Edge	
	U-NII-1_5.15-5.25_802.11be EHT20_CH36_Single RU 26/0_5180MHz	
ANT	CDD 9+15	
Pol.	Vertical	Fundamental
Peak	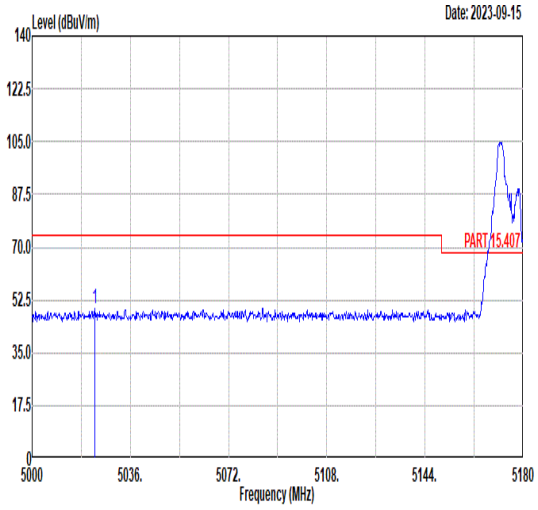 Freq Level Limit Line Margin Read Level Ant Factor Cable Loss Preamp Factor APos TPos Remark MHz dBuV/m dBuV/m dB dBuV dB/m dB dB cm deg 1 5022.86 49.79 74.00 -24.21 40.28 34.32 7.83 32.64 182 20 PEAK	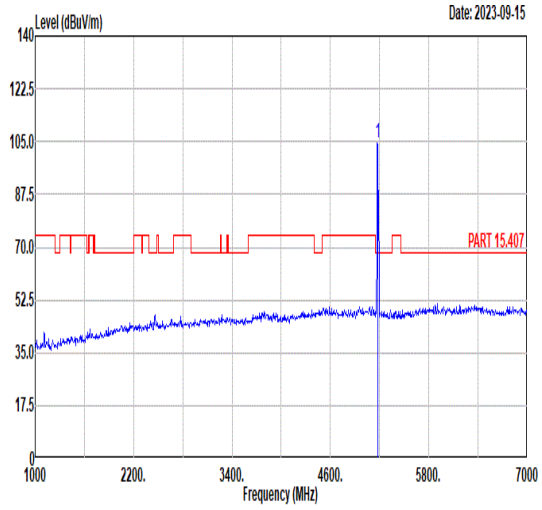 Freq Level Limit Line Margin Read Level Ant Factor Cable Loss Preamp Factor APos TPos Remark MHz dBuV/m dBuV/m dB dBuV dB/m dB dB cm deg 1 5180.00 104.49 ------ ------ 95.00 34.44 7.93 32.88 182 20 PEAK
Avg	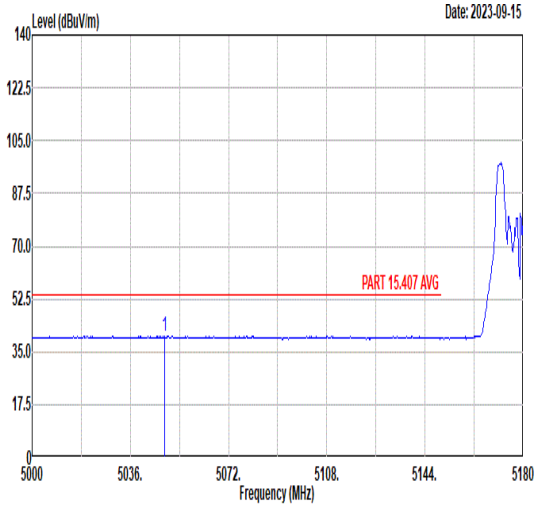 Freq Level Limit Line Margin Read Level Ant Factor Cable Loss Preamp Factor APos TPos Remark MHz dBuV/m dBuV/m dB dBuV dB/m dB dB cm deg 1 5048.60 40.23 54.00 -13.77 30.72 34.34 7.85 32.68 182 20 AVERAGE	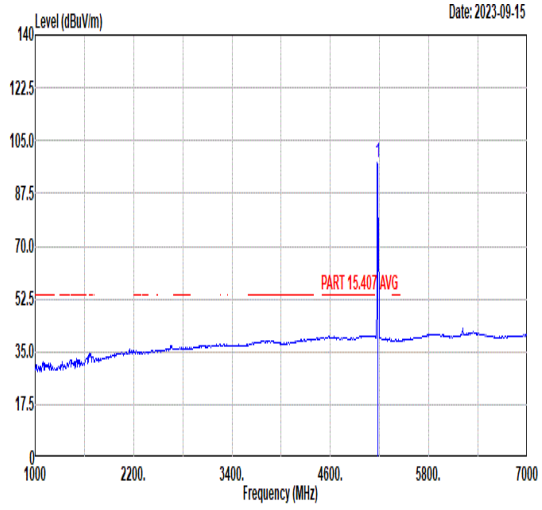 Freq Level Limit Line Margin Read Level Ant Factor Cable Loss Preamp Factor APos TPos Remark MHz dBuV/m dBuV/m dB dBuV dB/m dB dB cm deg 1 5180.00 97.70 ------ ------ 88.21 34.44 7.93 32.88 182 20 AVERAGE

Mode	41	
	Band Edge	
	U-NII-1_5.15-5.25_802.11be EHT20_CH36_Single RU 52/37_5180MHz	
ANT	CDD 9+15	
Pol.	Horizontal	Fundamental
Peak	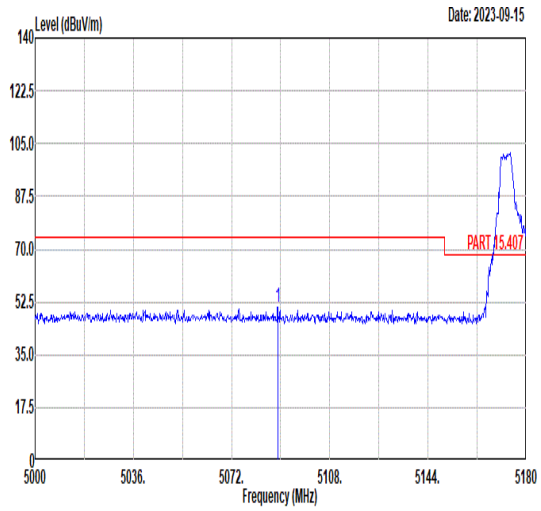 Freq Level Limit Line Margin Read Level Ant Factor Cable Loss Preamp Factor APos TPos Remark MHz dBuV/m dBuV/m dB dBuV dB/m dB dB cm deg 1 5088.92 50.75 74.00 -23.25 41.25 34.37 7.88 32.75 182 65 PEAK	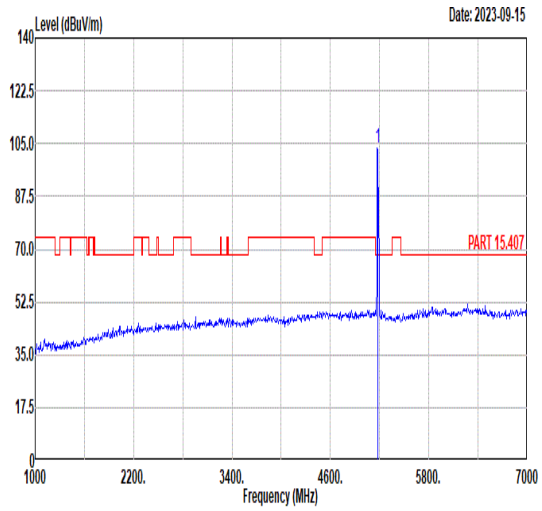 Freq Level Limit Line Margin Read Level Ant Factor Cable Loss Preamp Factor APos TPos Remark MHz dBuV/m dBuV/m dB dBuV dB/m dB dB cm deg 1 5180.00 103.37 ------ ------ 93.88 34.44 7.93 32.88 182 65 PEAK
Avg	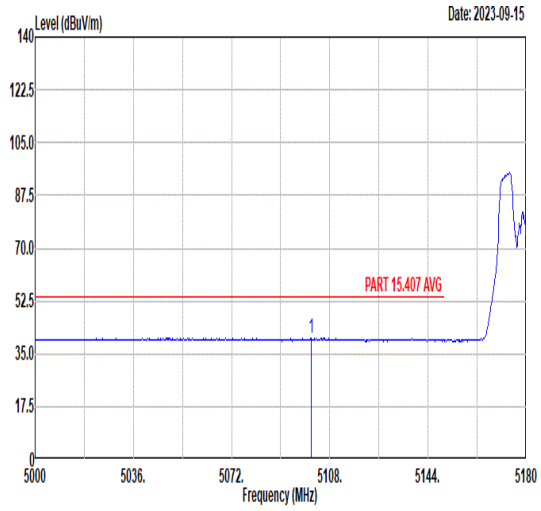 Freq Level Limit Line Margin Read Level Ant Factor Cable Loss Preamp Factor APos TPos Remark MHz dBuV/m dBuV/m dB dBuV dB/m dB dB cm deg 1 5101.16 40.23 54.00 -13.77 30.73 34.38 7.89 32.77 182 65 AVERAGE	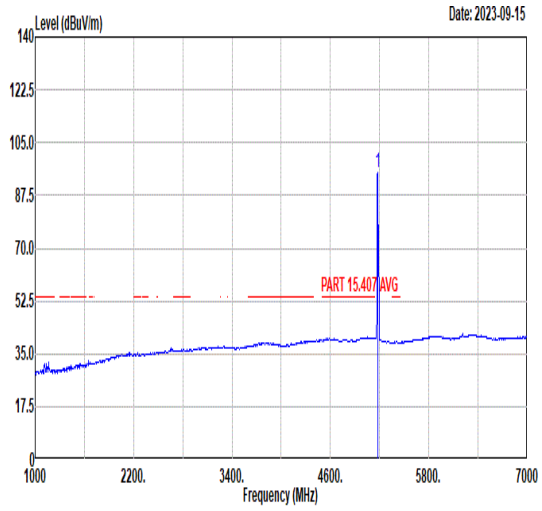 Freq Level Limit Line Margin Read Level Ant Factor Cable Loss Preamp Factor APos TPos Remark MHz dBuV/m dBuV/m dB dBuV dB/m dB dB cm deg 1 5180.00 94.93 ------ ------ 85.44 34.44 7.94 32.89 182 65 AVERAGE

Mode	41	
	Band Edge	
	U-NII-1_5.15-5.25_802.11be EHT20_CH36_Single RU 52/37_5180MHz	
ANT	CDD 9+15	
Pol.	Vertical	Fundamental
Peak	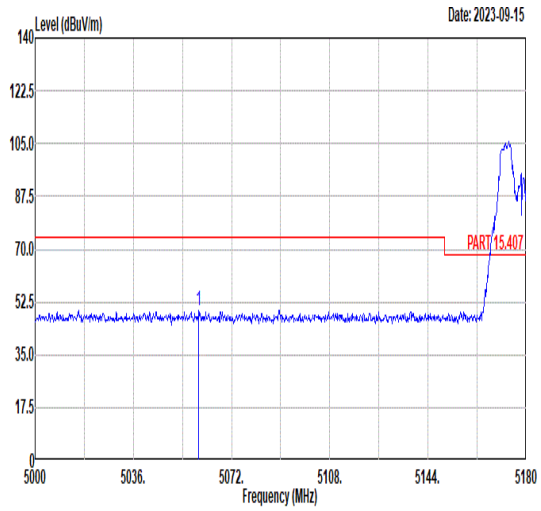 Freq Level Limit Line Margin Read Level Ant Factor Cable Loss Preamp Factor APos TPos Remark MHz dBuV/m dBuV/m dB dBuV dB/m dB dB cm deg 1 5059.94 49.57 74.00 -24.43 40.06 34.35 7.86 32.70 181 22 PEAK	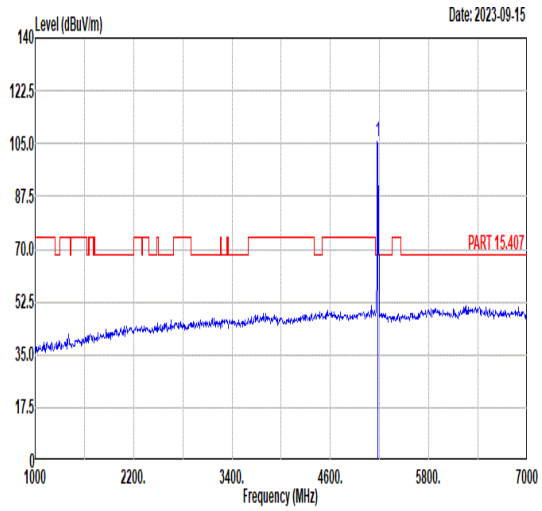 Freq Level Limit Line Margin Read Level Ant Factor Cable Loss Preamp Factor APos TPos Remark MHz dBuV/m dBuV/m dB dBuV dB/m dB dB cm deg 1 5180.00 105.50 ------ ------ 96.01 34.44 7.93 32.88 181 22 PEAK
Avg	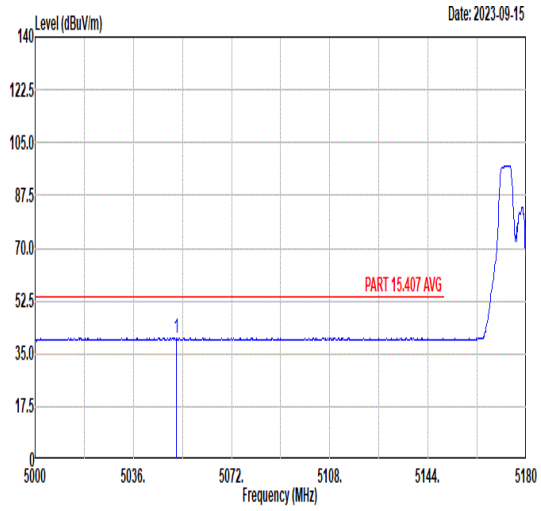 Freq Level Limit Line Margin Read Level Ant Factor Cable Loss Preamp Factor APos TPos Remark MHz dBuV/m dBuV/m dB dBuV dB/m dB dB cm deg 1 5051.66 40.18 54.00 -13.82 30.68 34.34 7.85 32.69 181 22 AVERAGE	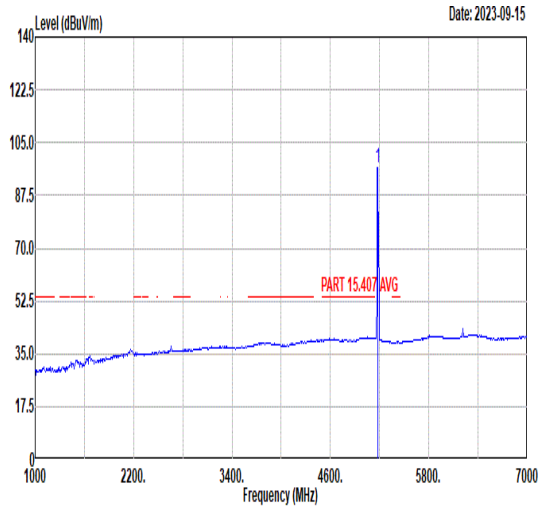 Freq Level Limit Line Margin Read Level Ant Factor Cable Loss Preamp Factor APos TPos Remark MHz dBuV/m dBuV/m dB dBuV dB/m dB dB cm deg 1 5180.00 96.91 ------ ------ 87.42 34.44 7.94 32.89 181 22 AVERAGE

Mode	42	
	Band Edge	
	U-NII-1_5.15-5.25_802.11be EHT20_CH36_Single RU 106/53_5180MHz	
ANT	CDD 9+15	
Pol.	Horizontal	Fundamental
Peak	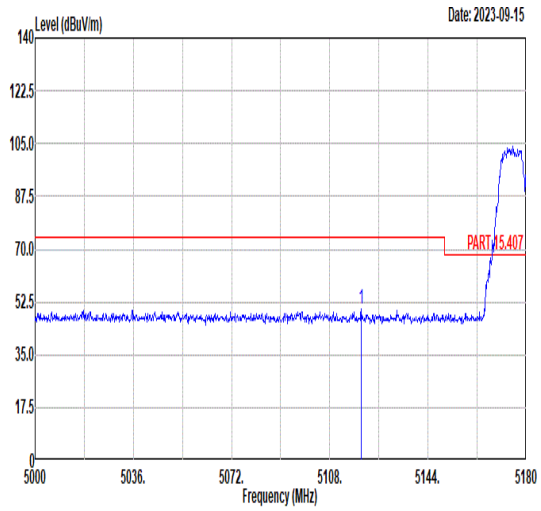 Freq Level Limit Line Margin Read Level Ant Factor Cable Loss Preamp Factor APos TPos Remark MHz dBuV/m dBuV/m dB dBuV dB/m dB dB cm deg 1 5119.52 50.18 74.00 -23.82 40.68 34.40 7.90 32.80 187 66 PEAK	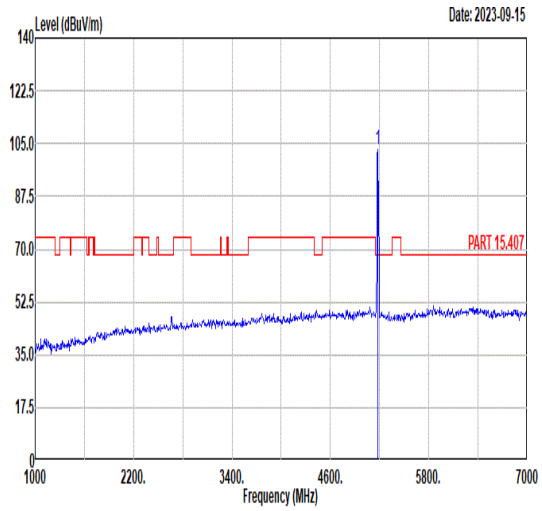 Freq Level Limit Line Margin Read Level Ant Factor Cable Loss Preamp Factor APos TPos Remark MHz dBuV/m dBuV/m dB dBuV dB/m dB dB cm deg 1 5180.00 102.94 ------ ------ 93.45 34.44 7.94 32.89 187 66 PEAK
Avg	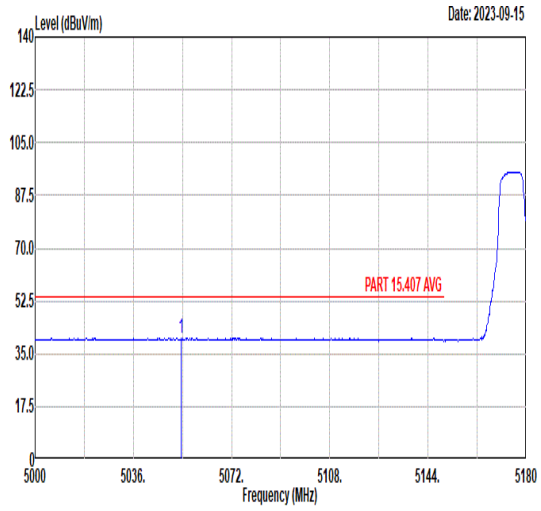 Freq Level Limit Line Margin Read Level Ant Factor Cable Loss Preamp Factor APos TPos Remark MHz dBuV/m dBuV/m dB dBuV dB/m dB dB cm deg 1 5053.46 40.35 54.00 -13.65 30.84 34.35 7.85 32.69 187 66 AVERAGE	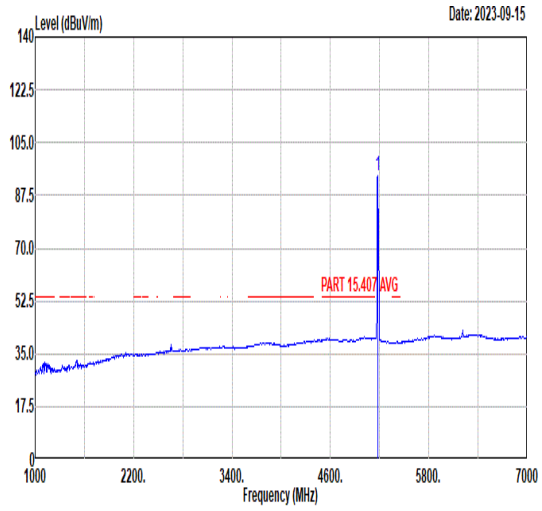 Freq Level Limit Line Margin Read Level Ant Factor Cable Loss Preamp Factor APos TPos Remark MHz dBuV/m dBuV/m dB dBuV dB/m dB dB cm deg 1 5180.00 94.11 ------ ------ 84.62 34.44 7.94 32.89 187 66 AVERAGE

Mode	42	
	Band Edge	
	U-NII-1_5.15-5.25_802.11be EHT20_CH36_Single RU 106/53_5180MHz	
ANT	CDD 9+15	
Pol.	Vertical	Fundamental
Peak	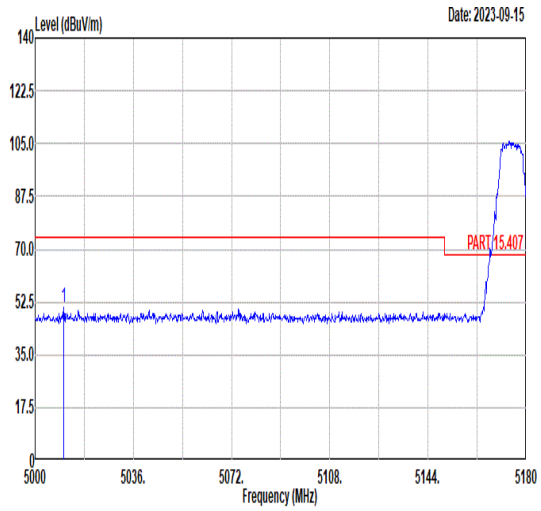 Freq Level Limit Line Margin Read Level Ant Factor Cable Loss Preamp Factor APos TPos Remark MHz dBuV/m dBuV/m dB dBuV dB/m dB dB cm deg 1 5010.44 50.68 74.00 -23.32 41.16 34.31 7.83 32.62 169 22 PEAK	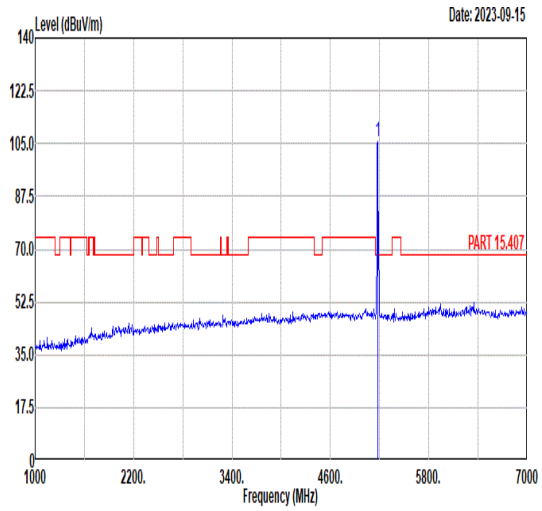 Freq Level Limit Line Margin Read Level Ant Factor Cable Loss Preamp Factor APos TPos Remark MHz dBuV/m dBuV/m dB dBuV dB/m dB dB cm deg 1 5180.00 105.68 ------ ------ 96.19 34.44 7.94 32.89 169 22 PEAK
Avg	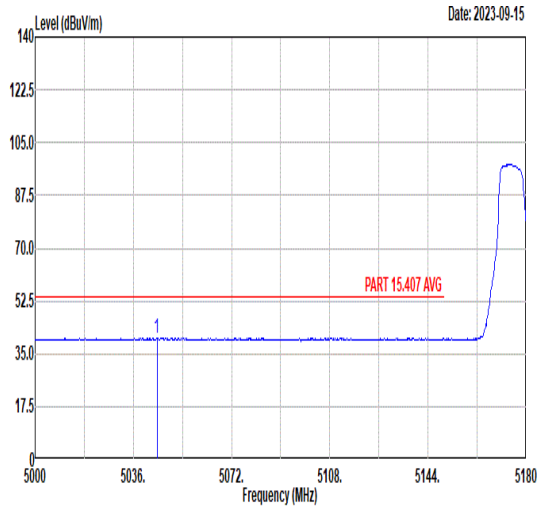 Freq Level Limit Line Margin Read Level Ant Factor Cable Loss Preamp Factor APos TPos Remark MHz dBuV/m dBuV/m dB dBuV dB/m dB dB cm deg 1 5044.64 40.24 54.00 -13.76 30.73 34.34 7.85 32.68 169 22 AVERAGE	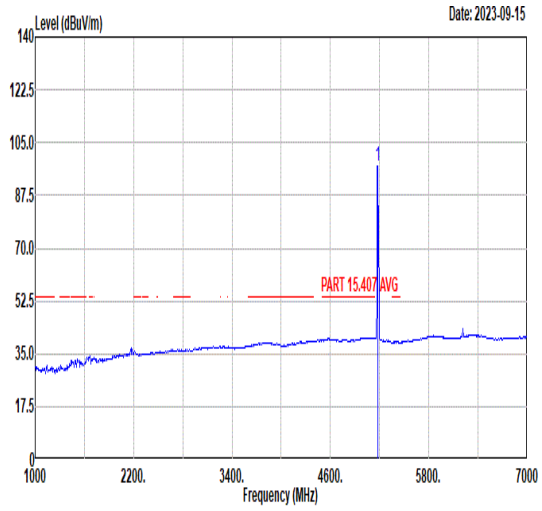 Freq Level Limit Line Margin Read Level Ant Factor Cable Loss Preamp Factor APos TPos Remark MHz dBuV/m dBuV/m dB dBuV dB/m dB dB cm deg 1 5180.00 97.14 ------ ------ 87.65 34.44 7.94 32.89 169 22 AVERAGE

Mode	43	
	Band Edge	
	U-NII-2A_5.15-5.25_802.11be EHT20_CH64_Single RU 26/8_5320MHz	
ANT	CDD 9+15	
Pol.	Horizontal	Fundamental
Peak	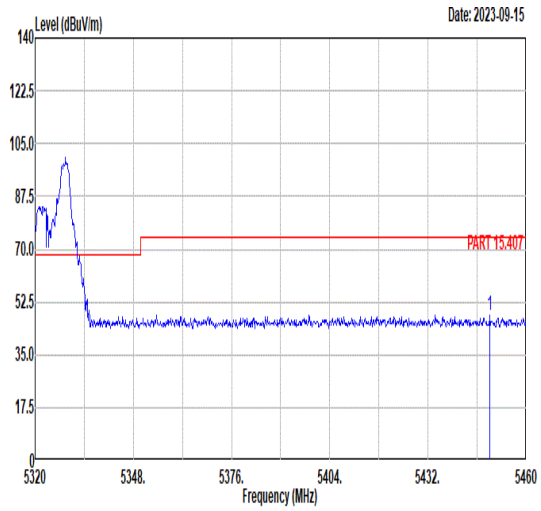 Freq Level Limit Line Margin Read Level Ant Factor Cable Loss Preamp Factor APos TPos Remark MHz dBuV/m dBuV/m dB dBuV dB/m dB dB cm deg 1 5449.64 48.28 74.00 -25.72 38.53 34.66 8.42 33.33 174 24 PEAK	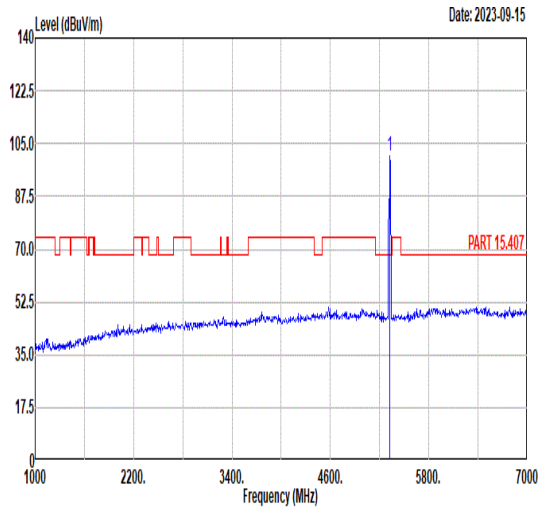 Freq Level Limit Line Margin Read Level Ant Factor Cable Loss Preamp Factor APos TPos Remark MHz dBuV/m dBuV/m dB dBuV dB/m dB dB cm deg 1 5320.00 100.85 ------ ------ 91.16 34.56 8.26 33.13 174 24 PEAK
Avg	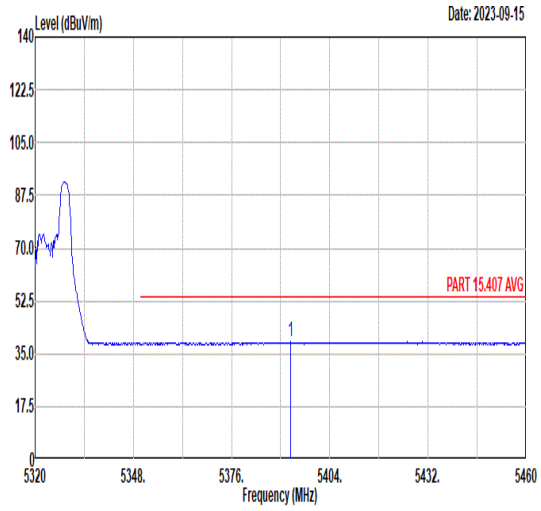 Freq Level Limit Line Margin Read Level Ant Factor Cable Loss Preamp Factor APos TPos Remark MHz dBuV/m dBuV/m dB dBuV dB/m dB dB cm deg 1 5392.94 38.95 54.00 -15.05 29.14 34.61 8.44 33.24 174 24 AVERAGE	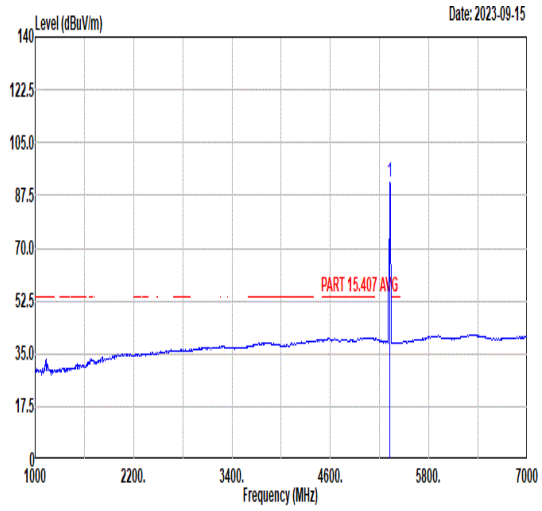 Freq Level Limit Line Margin Read Level Ant Factor Cable Loss Preamp Factor APos TPos Remark MHz dBuV/m dBuV/m dB dBuV dB/m dB dB cm deg 1 5320.00 91.75 ------ ------ 82.06 34.56 8.26 33.13 174 24 AVERAGE

Mode	43	
	Band Edge	
	U-NII-2A_5.15-5.25_802.11be EHT20_CH64_Single RU 26/8_5320MHz	
ANT	CDD 9+15	
Pol.	Vertical	Fundamental
Peak	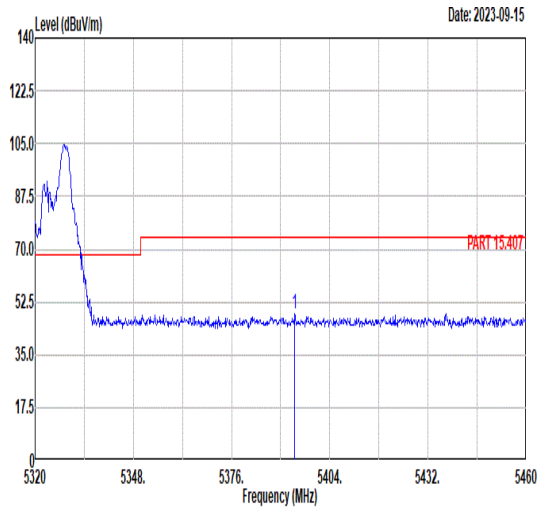 Freq Level Limit Line Margin Read Level Ant Factor Cable Loss Preamp Factor APos TPos Remark MHz dBuV/m dBuV/m dB dBuV dB/m dB dB cm deg 1 5394.06 48.55 74.00 -25.45 38.73 34.61 8.45 33.24 159 38 PEAK	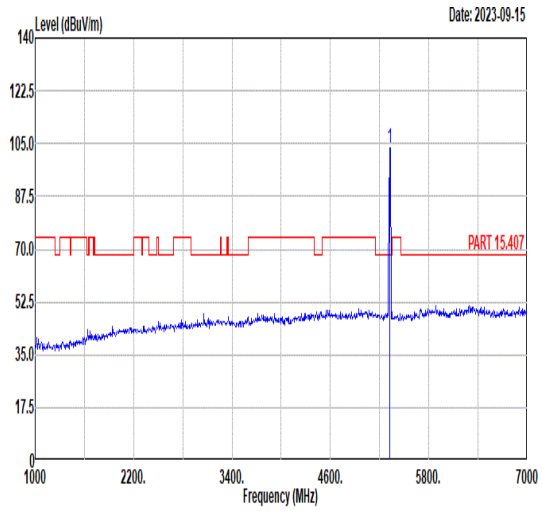 Freq Level Limit Line Margin Read Level Ant Factor Cable Loss Preamp Factor APos TPos Remark MHz dBuV/m dBuV/m dB dBuV dB/m dB dB cm deg 1 5320.00 103.67 ------ ------ 93.98 34.56 8.26 33.13 159 38 PEAK
Avg	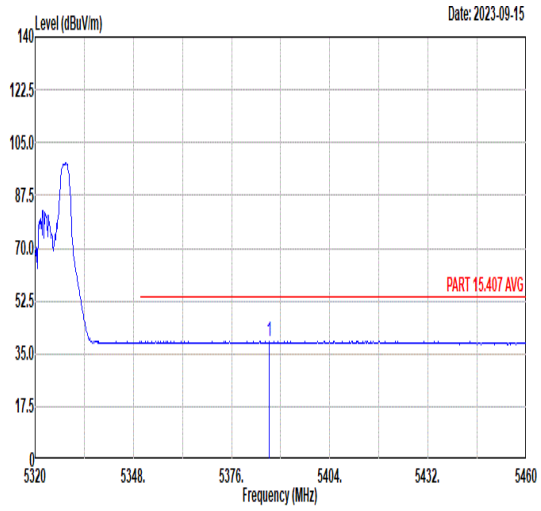 Freq Level Limit Line Margin Read Level Ant Factor Cable Loss Preamp Factor APos TPos Remark MHz dBuV/m dBuV/m dB dBuV dB/m dB dB cm deg 1 5386.78 39.11 54.00 -14.89 29.30 34.61 8.43 33.23 159 38 AVERAGE	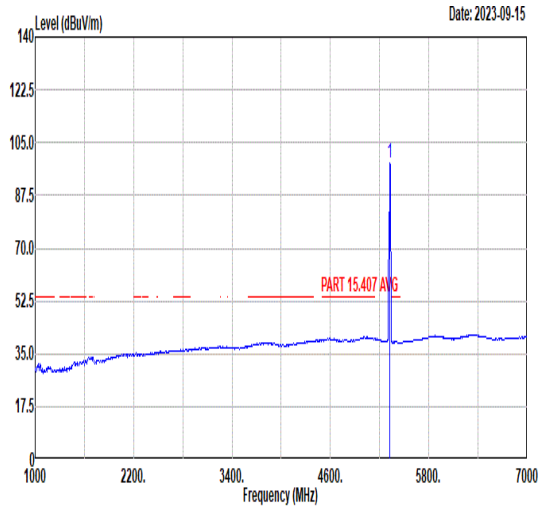 Freq Level Limit Line Margin Read Level Ant Factor Cable Loss Preamp Factor APos TPos Remark MHz dBuV/m dBuV/m dB dBuV dB/m dB dB cm deg 1 5320.00 98.01 ------ ------ 88.32 34.56 8.26 33.13 159 38 AVERAGE

Mode	44	
	Band Edge	
	U-NII-2A_5.15-5.25_802.11be EHT20_CH64_Single RU 52/40_5320MHz	
ANT	CDD 9+15	
Pol.	Horizontal	Fundamental
Peak	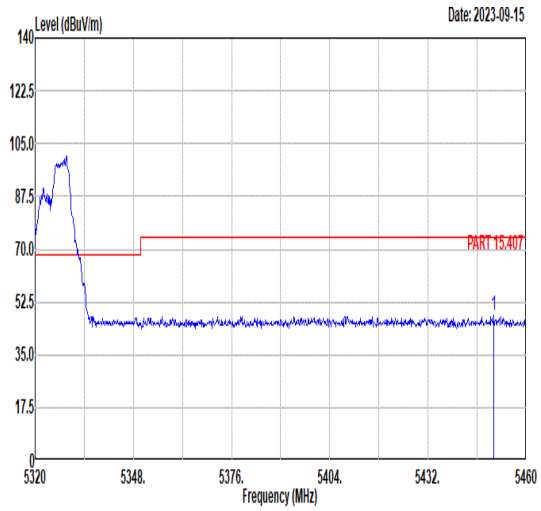 Freq Level Limit Line Margin Read Level Ant Factor Cable Loss Preamp Factor APos TPos Remark MHz dBuV/m dBuV/m dB dBuV dB/m dB dB cm deg 1 5450.76 48.10 74.00 -25.90 38.35 34.66 8.42 33.33 229 19 PEAK	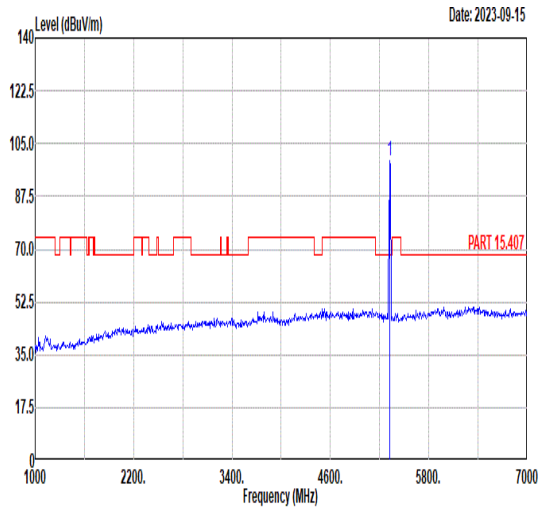 Freq Level Limit Line Margin Read Level Ant Factor Cable Loss Preamp Factor APos TPos Remark MHz dBuV/m dBuV/m dB dBuV dB/m dB dB cm deg 1 5320.00 99.09 ------ ------ 89.40 34.56 8.26 33.13 229 19 PEAK
Avg	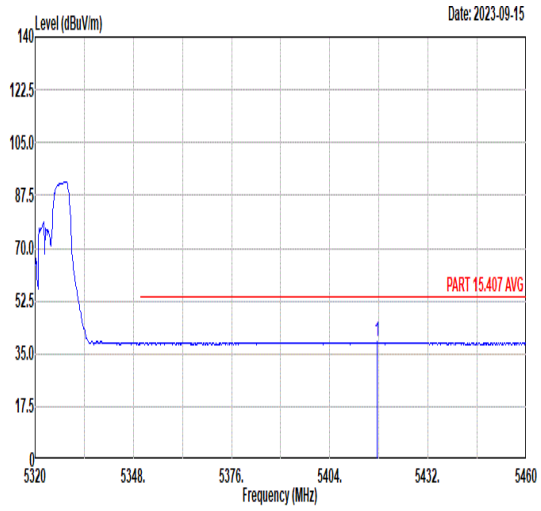 Freq Level Limit Line Margin Read Level Ant Factor Cable Loss Preamp Factor APos TPos Remark MHz dBuV/m dBuV/m dB dBuV dB/m dB dB cm deg 1 5417.58 38.85 54.00 -15.15 29.03 34.63 8.47 33.28 229 19 AVERAGE	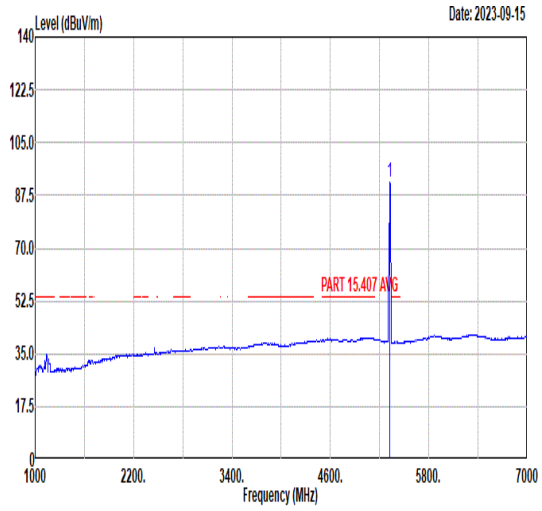 Freq Level Limit Line Margin Read Level Ant Factor Cable Loss Preamp Factor APos TPos Remark MHz dBuV/m dBuV/m dB dBuV dB/m dB dB cm deg 1 5320.00 91.73 ------ ------ 82.04 34.56 8.26 33.13 229 19 AVERAGE

Mode	44	
	Band Edge	
	U-NII-2A_5.15-5.25_802.11be EHT20_CH64_Single RU 52/40_5320MHz	
ANT	CDD 9+15	
Pol.	Vertical	Fundamental
Peak	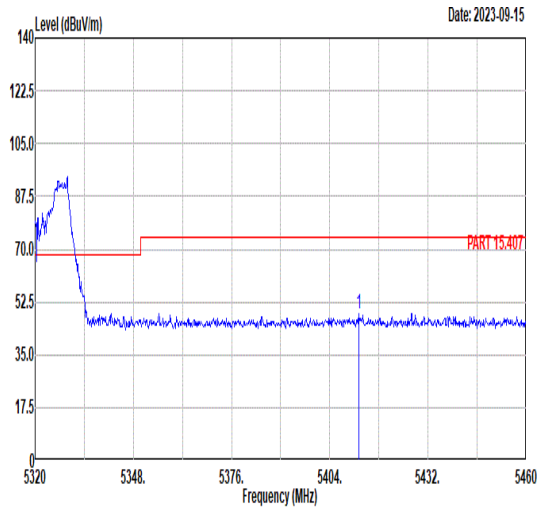 Freq Level Limit Line Margin Read Level Ant Factor Cable Loss Preamp Factor APos TPos Remark MHz dBuV/m dBuV/m dB dBuV dB/m dB dB cm deg 1 5412.26 48.82 74.00 -25.18 38.99 34.63 8.47 33.27 100 255 PEAK	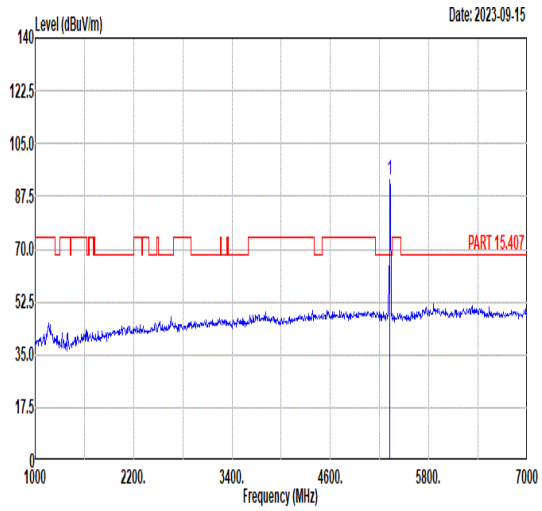 Freq Level Limit Line Margin Read Level Ant Factor Cable Loss Preamp Factor APos TPos Remark MHz dBuV/m dBuV/m dB dBuV dB/m dB dB cm deg 1 5320.00 92.87 ------ ------ 83.18 34.56 8.26 33.13 100 255 PEAK
Avg	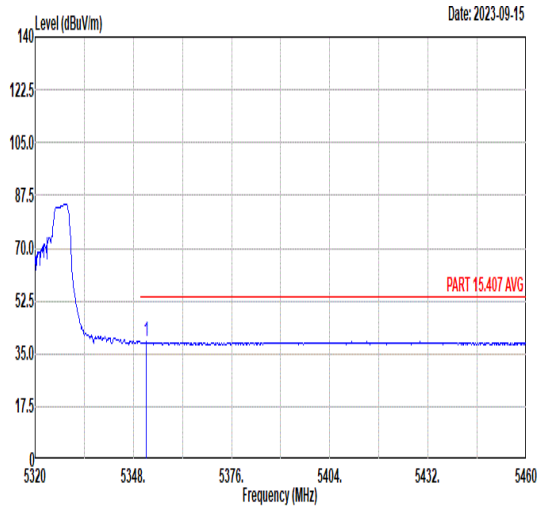 Freq Level Limit Line Margin Read Level Ant Factor Cable Loss Preamp Factor APos TPos Remark MHz dBuV/m dBuV/m dB dBuV dB/m dB dB cm deg 1 5351.64 39.00 54.00 -15.00 29.26 34.58 8.33 33.17 100 255 AVERAGE	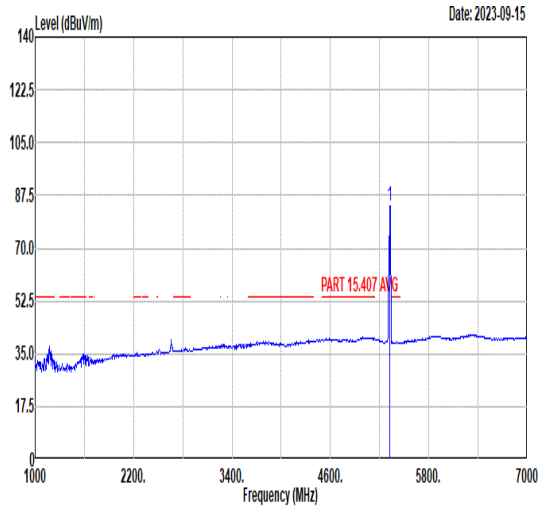 Freq Level Limit Line Margin Read Level Ant Factor Cable Loss Preamp Factor APos TPos Remark MHz dBuV/m dBuV/m dB dBuV dB/m dB dB cm deg 1 5320.00 84.07 ------ ------ 74.38 34.56 8.26 33.13 100 255 AVERAGE

Mode	45	
	Band Edge	
	U-NII-2A_5.15-5.25_802.11be EHT20_CH64_Single RU 106/54_5320MHz	
ANT	CDD 9+15	
Pol.	Horizontal	Fundamental
Peak	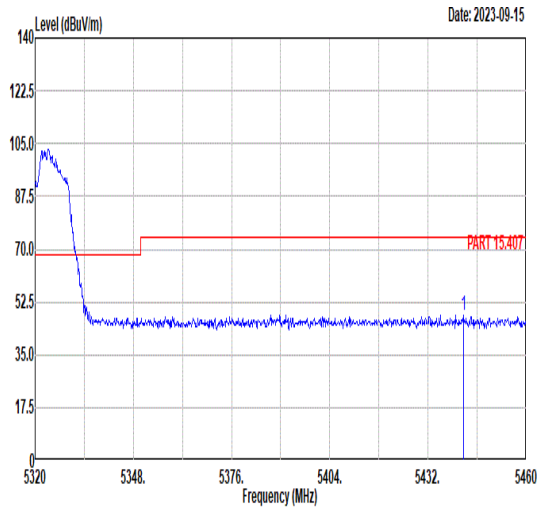 Freq Level Limit Line Margin Read Level Ant Factor Cable Loss Preamp Factor APos TPos Remark MHz dBuV/m dBuV/m dB dBuV dB/m dB dB cm deg 1 5442.08 48.22 74.00 -25.78 38.46 34.65 8.43 33.32 377 126 PEAK	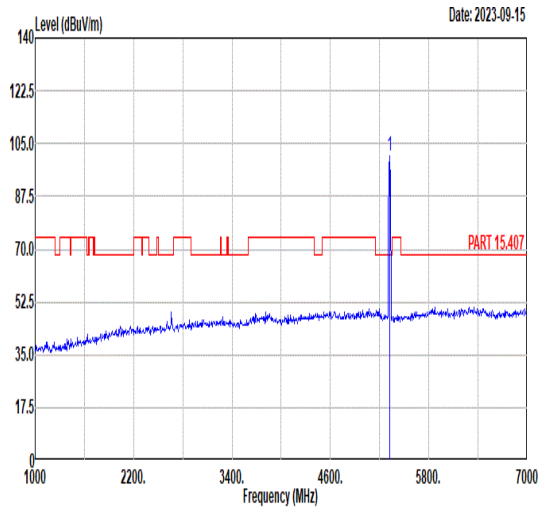 Freq Level Limit Line Margin Read Level Ant Factor Cable Loss Preamp Factor APos TPos Remark MHz dBuV/m dBuV/m dB dBuV dB/m dB dB cm deg 1 5320.00 101.04 ------ ------ 91.36 34.55 8.25 33.12 377 126 PEAK
Avg	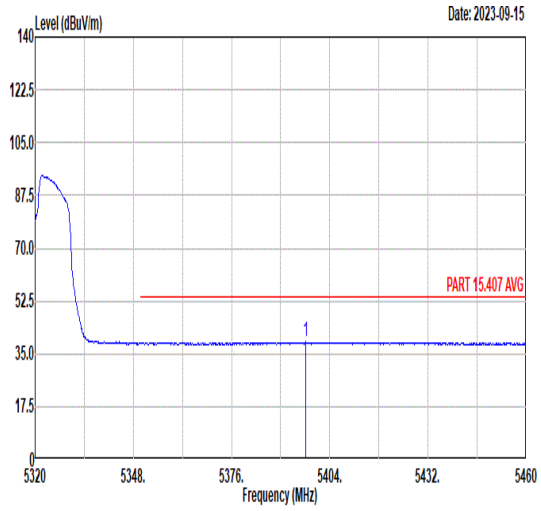 Freq Level Limit Line Margin Read Level Ant Factor Cable Loss Preamp Factor APos TPos Remark MHz dBuV/m dBuV/m dB dBuV dB/m dB dB cm deg 1 5397.14 38.87 54.00 -15.13 29.05 34.62 8.45 33.25 377 126 AVERAGE	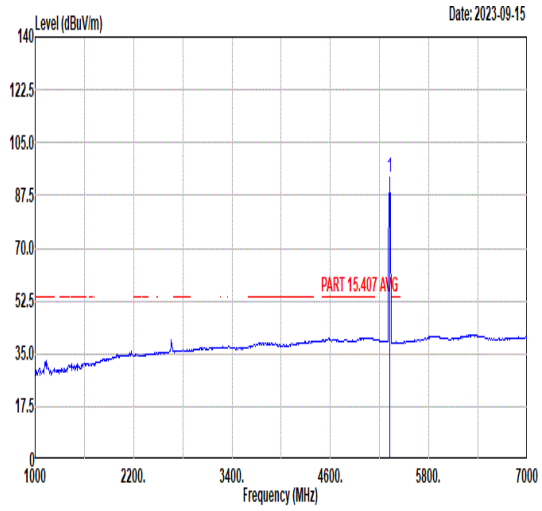 Freq Level Limit Line Margin Read Level Ant Factor Cable Loss Preamp Factor APos TPos Remark MHz dBuV/m dBuV/m dB dBuV dB/m dB dB cm deg 1 5320.00 93.43 ------ ------ 83.75 34.55 8.25 33.12 377 126 AVERAGE

Mode	45	
	Band Edge	
	U-NII-2A_5.15-5.25_802.11be EHT20_CH64_Single RU 106/54_5320MHz	
ANT	CDD 9+15	
Pol.	Vertical	Fundamental
Peak	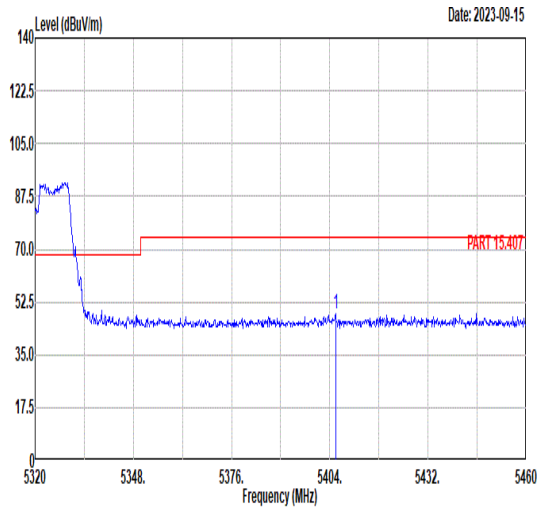 Freq Level Limit Line Margin Read Level Ant Factor Cable Loss Preamp Factor APos TPos Remark MHz dBuV/m dBuV/m dB dBuV dB/m dB dB cm deg 1 5405.68 48.39 74.00 -25.61 38.55 34.62 8.48 33.26 200 200 PEAK	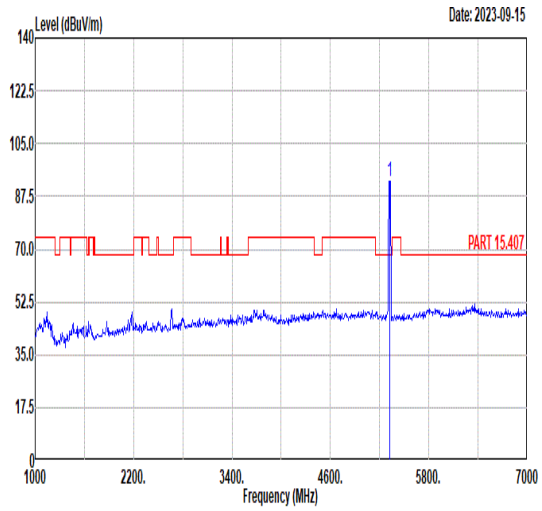 Freq Level Limit Line Margin Read Level Ant Factor Cable Loss Preamp Factor APos TPos Remark MHz dBuV/m dBuV/m dB dBuV dB/m dB dB cm deg 1 5320.00 92.35 ------ ------ 82.66 34.56 8.26 33.13 200 200 PEAK
Avg	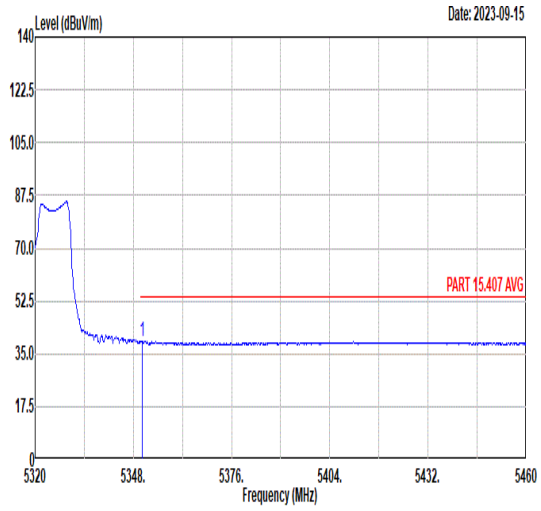 Freq Level Limit Line Margin Read Level Ant Factor Cable Loss Preamp Factor APos TPos Remark MHz dBuV/m dBuV/m dB dBuV dB/m dB dB cm deg 1 5350.52 39.23 54.00 -14.77 29.49 34.58 8.33 33.17 200 200 AVERAGE	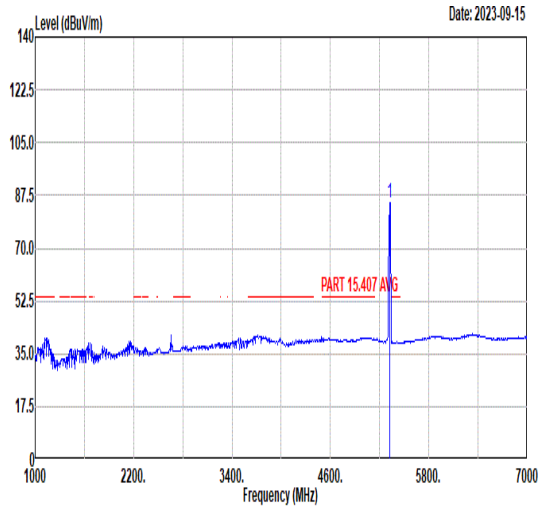 Freq Level Limit Line Margin Read Level Ant Factor Cable Loss Preamp Factor APos TPos Remark MHz dBuV/m dBuV/m dB dBuV dB/m dB dB cm deg 1 5320.00 85.12 ------ ------ 75.42 34.56 8.28 33.14 200 200 AVERAGE

Mode	46	
	Band Edge	
	U-NII-2C_5.25-5.35_802.11be EHT20_CH100_Single RU 26/0_5500MHz	
ANT	CDD 9+15	
Pol.	Horizontal	Fundamental
Peak	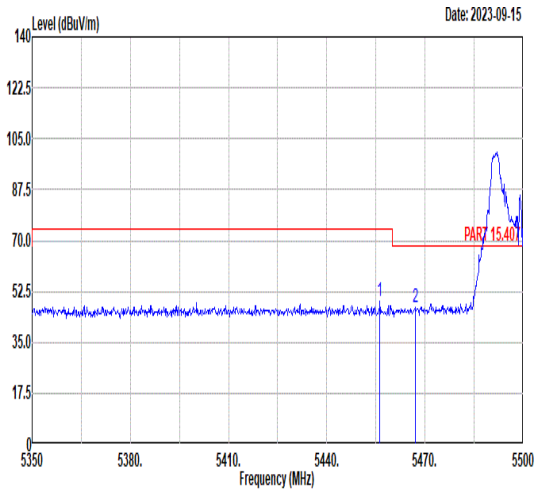 Freq Level Limit Line Margin Read Level Ant Factor Cable Loss Preamp Factor APos TPos Remark MHz dBuV/m dBuV/m dB dBuV dB/m dB dB cm deg 1 5456.20 48.99 74.00 -25.01 39.26 34.66 8.41 33.34 248 131 PEAK 2 5467.00 47.22 68.30 -21.08 37.51 34.67 8.40 33.36 248 131 PEAK	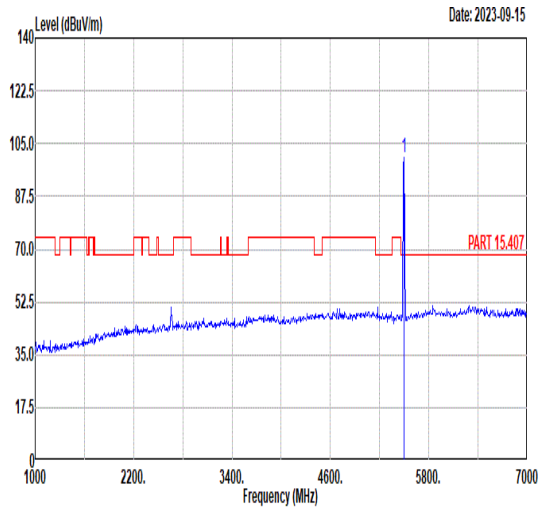 Freq Level Limit Line Margin Read Level Ant Factor Cable Loss Preamp Factor APos TPos Remark MHz dBuV/m dBuV/m dB dBuV dB/m dB dB cm deg 1 5500.00 100.33 ------ ------ 90.68 34.69 8.36 33.40 248 131 PEAK
Avg	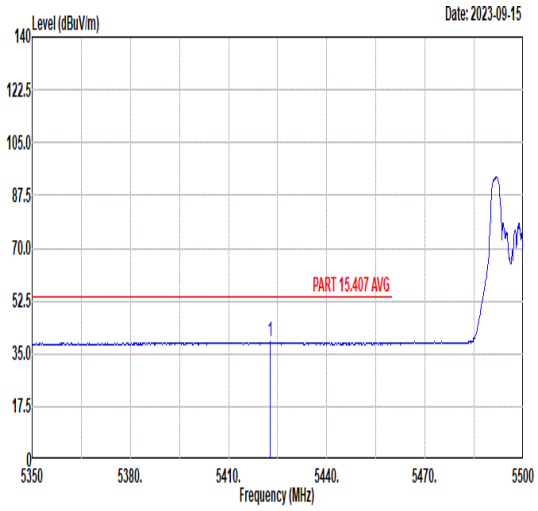 Freq Level Limit Line Margin Read Level Ant Factor Cable Loss Preamp Factor APos TPos Remark MHz dBuV/m dBuV/m dB dBuV dB/m dB dB cm deg 1 5422.60 38.83 54.00 -15.17 29.02 34.64 8.46 33.29 248 131 AVERAGE	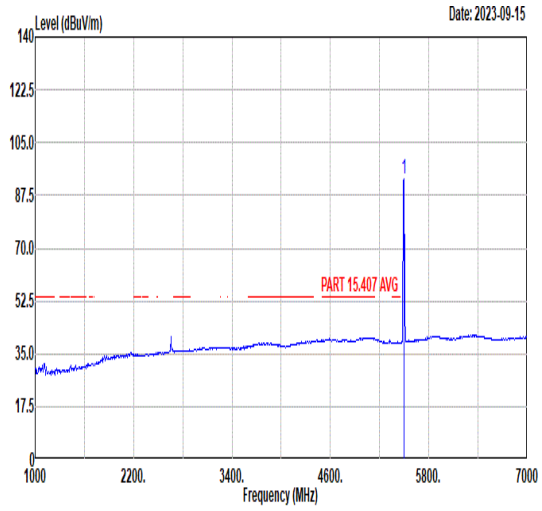 Freq Level Limit Line Margin Read Level Ant Factor Cable Loss Preamp Factor APos TPos Remark MHz dBuV/m dBuV/m dB dBuV dB/m dB dB cm deg 1 5500.00 93.09 ------ ------ 83.44 34.69 8.36 33.40 248 131 AVERAGE

Mode	46	
	Band Edge	
	U-NII-2C_5.25-5.35_802.11be EHT20_CH100_Single RU 26/0_5500MHz	
ANT	CDD 9+15	
Pol.	Vertical	Fundamental
Peak	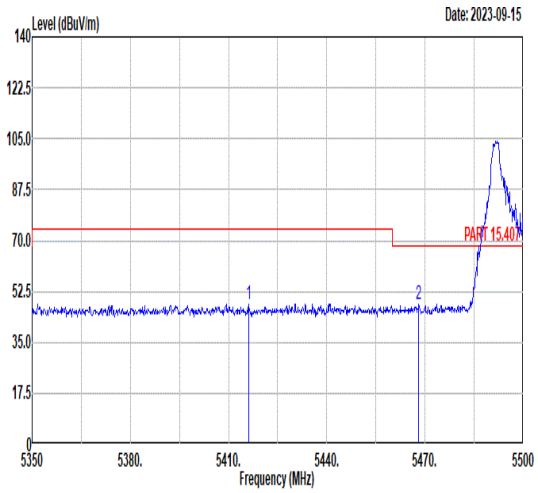 Freq Level Limit Line Margin Read Level Ant Factor Cable Loss Preamp Factor APos TPos Remark MHz dBuV/m dBuV/m dB dBuV dB/m dB dB cm deg 1 5416.15 48.30 74.00 -25.70 38.48 34.63 8.47 33.28 135 32 PEAK 2 5468.05 47.86 68.30 -20.44 38.15 34.67 8.40 33.36 135 32 PEAK	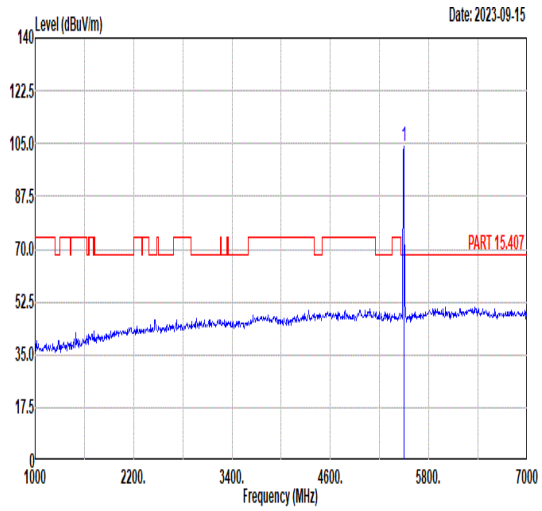 Freq Level Limit Line Margin Read Level Ant Factor Cable Loss Preamp Factor APos TPos Remark MHz dBuV/m dBuV/m dB dBuV dB/m dB dB cm deg 1 5500.00 104.18 ------ ------ 94.53 34.69 8.36 33.40 135 32 PEAK
Avg	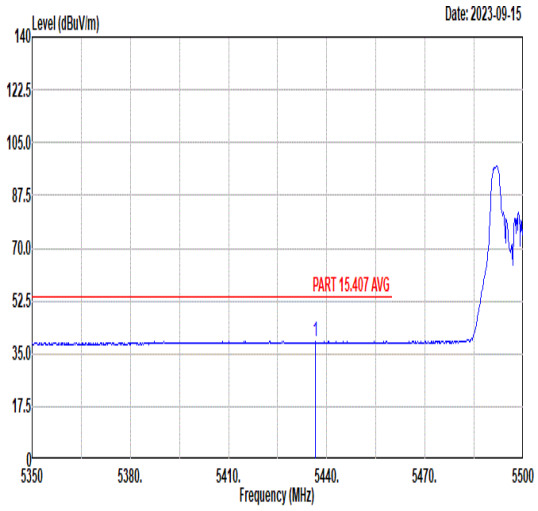 Freq Level Limit Line Margin Read Level Ant Factor Cable Loss Preamp Factor APos TPos Remark MHz dBuV/m dBuV/m dB dBuV dB/m dB dB cm deg 1 5436.55 39.08 54.00 -14.92 29.30 34.65 8.44 33.31 135 32 AVERAGE	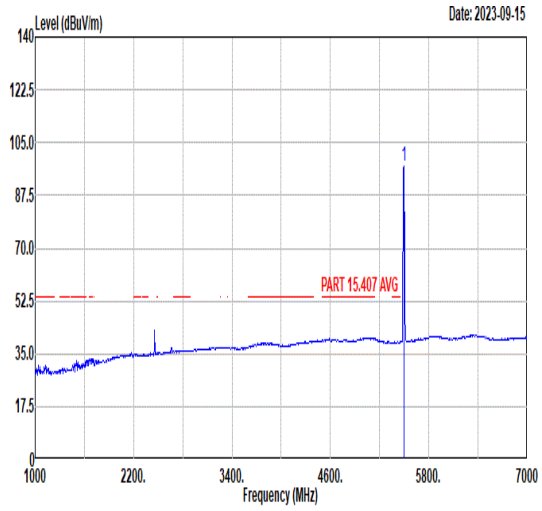 Freq Level Limit Line Margin Read Level Ant Factor Cable Loss Preamp Factor APos TPos Remark MHz dBuV/m dBuV/m dB dBuV dB/m dB dB cm deg 1 5500.00 96.98 ------ ------ 87.33 34.69 8.36 33.40 135 32 AVERAGE

Mode	47	
	Band Edge	
	U-NII-2C_5.25-5.35_802.11be EHT20_CH100_Single RU 52/37_5500MHz	
ANT	CDD 9+15	
Pol.	Horizontal	Fundamental
Peak	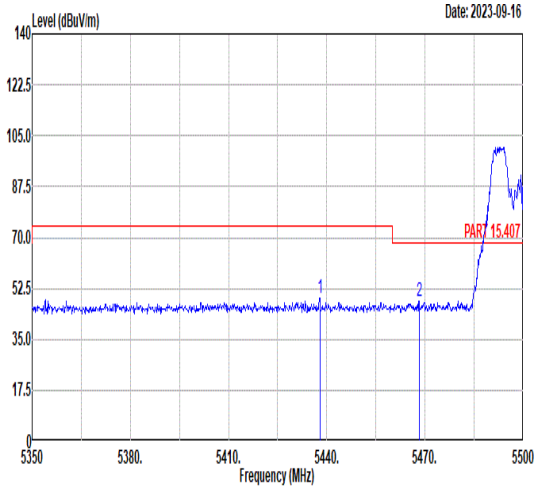 Freq Level Limit Line Margin Read Level Ant Factor Cable Loss Preamp Factor APos TPos Remark MHz dBuV/m dBuV/m dB dBuV dB/m dB dB cm deg 1 5437.90 49.19 74.00 -24.81 39.41 34.65 8.44 33.31 247 132 PEAK 2 5468.20 47.99 68.30 -20.31 38.28 34.67 8.40 33.36 247 132 PEAK	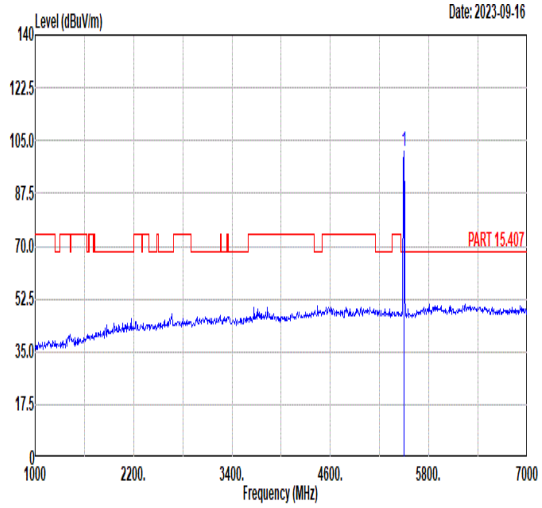 Freq Level Limit Line Margin Read Level Ant Factor Cable Loss Preamp Factor APos TPos Remark MHz dBuV/m dBuV/m dB dBuV dB/m dB dB cm deg 1 5500.00 101.38 ------ ------ 91.73 34.69 8.36 33.40 247 132 PEAK
Avg	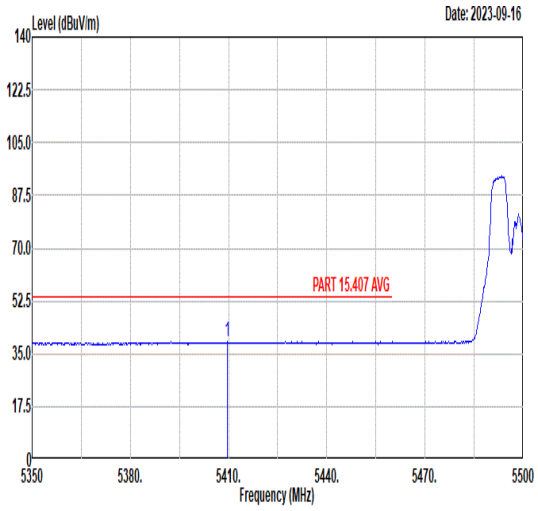 Freq Level Limit Line Margin Read Level Ant Factor Cable Loss Preamp Factor APos TPos Remark MHz dBuV/m dBuV/m dB dBuV dB/m dB dB cm deg 1 5409.70 38.99 54.00 -15.01 29.15 34.63 8.48 33.27 247 132 AVERAGE	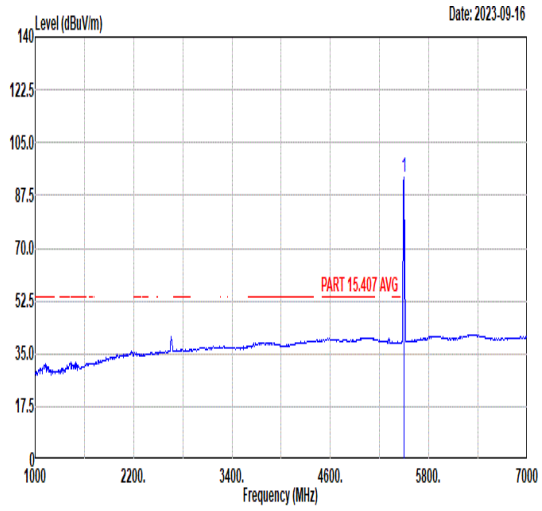 Freq Level Limit Line Margin Read Level Ant Factor Cable Loss Preamp Factor APos TPos Remark MHz dBuV/m dBuV/m dB dBuV dB/m dB dB cm deg 1 5500.00 93.41 ------ ------ 83.76 34.69 8.36 33.40 247 132 AVERAGE

Mode	47	
	Band Edge	
	U-NII-2C_5.25-5.35_802.11be EHT20_CH100_Single RU 52/37_5500MHz	
ANT	CDD 9+15	
Pol.	Vertical	Fundamental
Peak	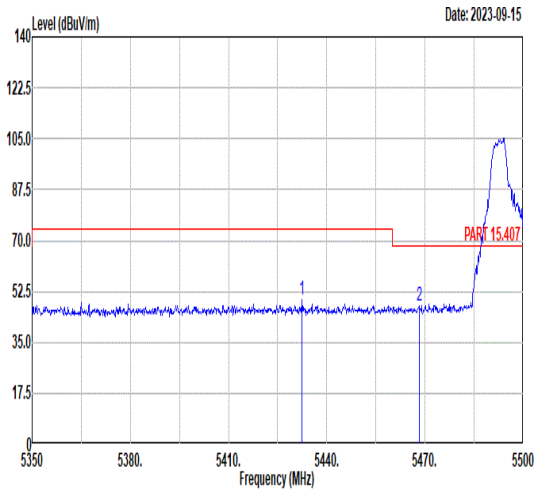 Freq Level Limit Line Margin Read Level Ant Factor Cable Loss Preamp Factor APos TPos Remark MHz dBuV/m dBuV/m dB dBuV dB/m dB dB cm deg 1 5432.50 49.82 74.00 -24.18 40.03 34.64 8.45 33.30 151 33 PEAK 2 5468.20 47.49 68.30 -20.81 37.78 34.67 8.40 33.36 151 33 PEAK	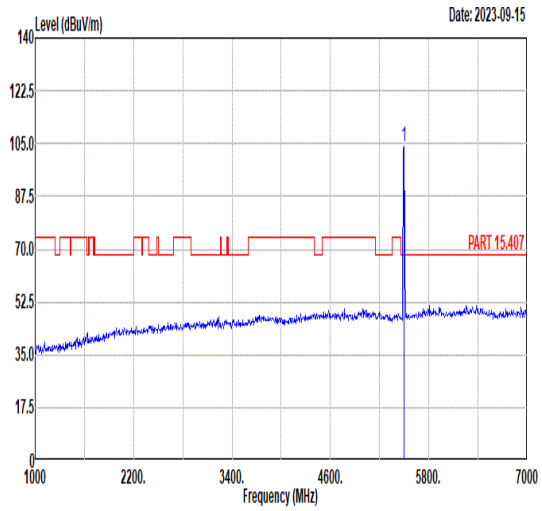 Freq Level Limit Line Margin Read Level Ant Factor Cable Loss Preamp Factor APos TPos Remark MHz dBuV/m dBuV/m dB dBuV dB/m dB dB cm deg 1 5500.00 104.04 ------ ------ 94.39 34.69 8.36 33.40 151 33 PEAK
Avg	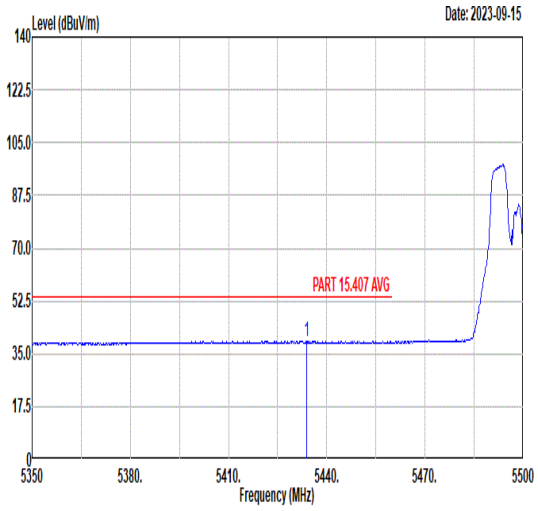 Freq Level Limit Line Margin Read Level Ant Factor Cable Loss Preamp Factor APos TPos Remark MHz dBuV/m dBuV/m dB dBuV dB/m dB dB cm deg 1 5433.85 39.23 54.00 -14.77 29.46 34.64 8.44 33.31 151 33 AVERAGE	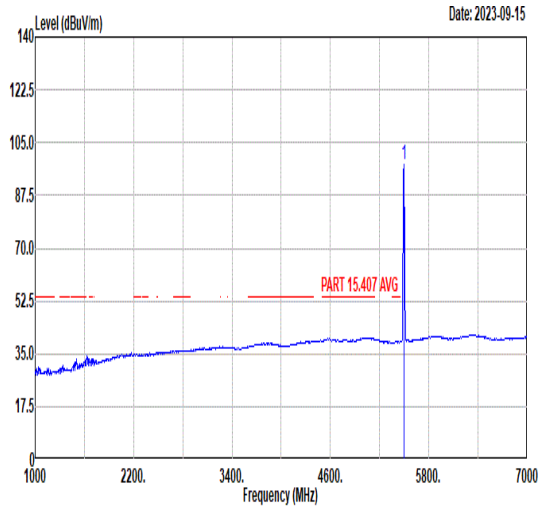 Freq Level Limit Line Margin Read Level Ant Factor Cable Loss Preamp Factor APos TPos Remark MHz dBuV/m dBuV/m dB dBuV dB/m dB dB cm deg 1 5500.00 97.61 ------ ------ 87.96 34.69 8.36 33.40 151 33 AVERAGE

Mode	48	
	Band Edge	
	U-NII-2C_5.25-5.35_802.11be EHT20_CH100_Single RU 106/53_5500MHz	
ANT	CDD 9+15	
Pol.	Horizontal	Fundamental
Peak	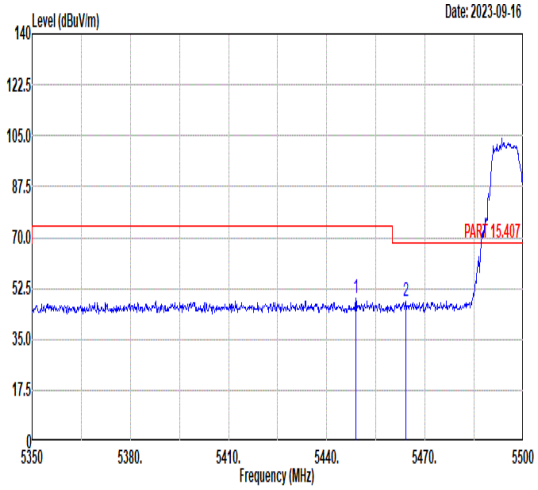 Freq Level Limit Line Margin Read Level Ant Factor Cable Loss Preamp Factor APos TPos Remark MHz dBuV/m dBuV/m dB dBuV dB/m dB dB cm deg 1 5448.85 48.90 74.00 -25.10 39.15 34.66 8.42 33.33 247 132 PEAK 2 5464.15 47.82 68.30 -20.48 38.10 34.67 8.40 33.35 247 132 PEAK	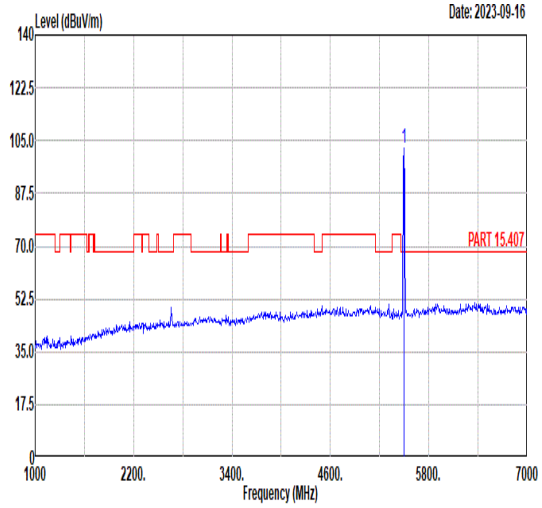 Freq Level Limit Line Margin Read Level Ant Factor Cable Loss Preamp Factor APos TPos Remark MHz dBuV/m dBuV/m dB dBuV dB/m dB dB cm deg 1 5500.00 102.36 ------ ------ 92.71 34.69 8.36 33.40 247 132 PEAK
Avg	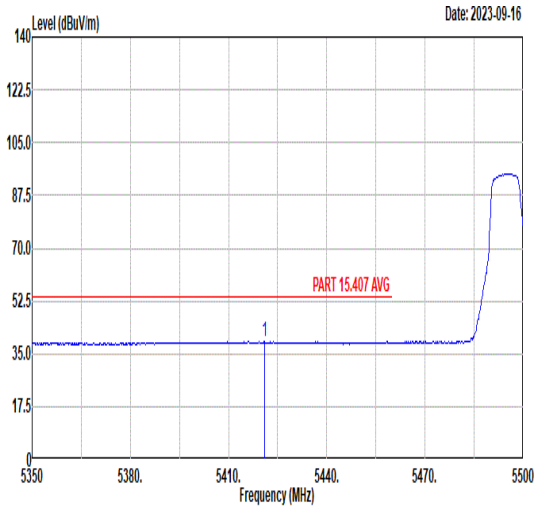 Freq Level Limit Line Margin Read Level Ant Factor Cable Loss Preamp Factor APos TPos Remark MHz dBuV/m dBuV/m dB dBuV dB/m dB dB cm deg 1 5420.95 39.04 54.00 -14.96 29.23 34.63 8.46 33.28 247 132 AVERAGE	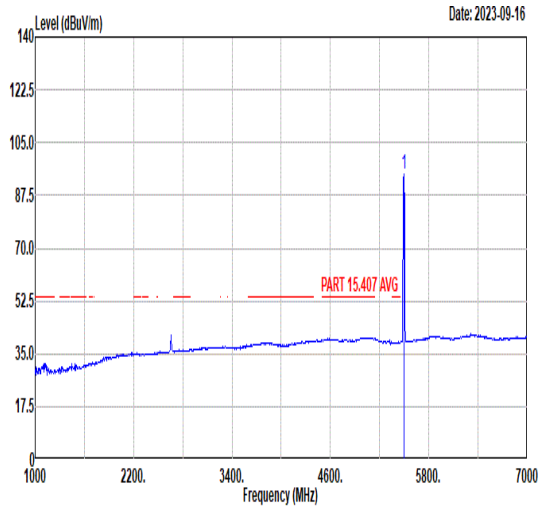 Freq Level Limit Line Margin Read Level Ant Factor Cable Loss Preamp Factor APos TPos Remark MHz dBuV/m dBuV/m dB dBuV dB/m dB dB cm deg 1 5500.00 94.68 ------ ------ 85.03 34.69 8.36 33.40 247 132 AVERAGE

Mode	48	
	Band Edge	
	U-NII-2C_5.25-5.35_802.11be EHT20_CH100_Single RU 106/53_5500MHz	
ANT	CDD 9+15	
Pol.	Vertical	Fundamental
Peak	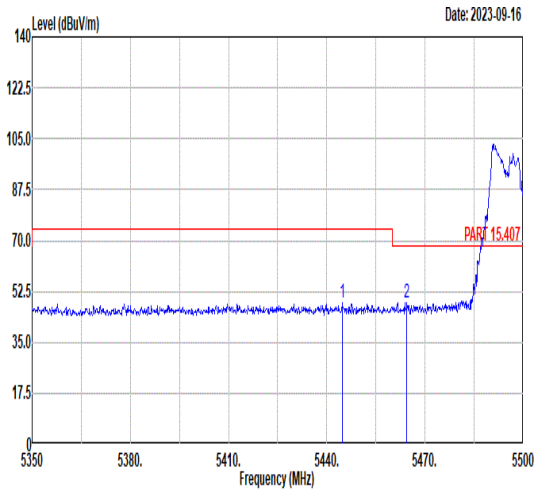 Freq Level Limit Line Margin Read Level Ant Factor Cable Loss Preamp Factor APos TPos Remark 1 5444.65 48.43 74.00 -25.57 38.67 34.65 8.43 33.32 201 0 PEAK 2 5464.45 48.77 68.30 -19.53 39.06 34.67 8.40 33.36 201 0 PEAK	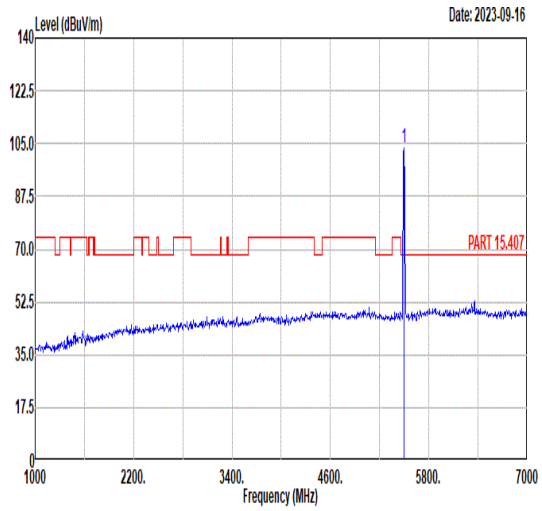 Freq Level Limit Line Margin Read Level Ant Factor Cable Loss Preamp Factor APos TPos Remark 1 5500.00 103.28 ------ ------ 93.63 34.69 8.36 33.40 201 0 PEAK
Avg	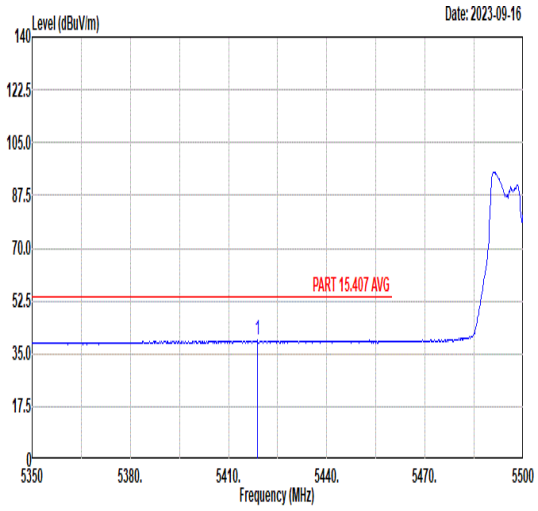 Freq Level Limit Line Margin Read Level Ant Factor Cable Loss Preamp Factor APos TPos Remark 1 5418.85 39.59 54.00 -14.41 29.78 34.63 8.46 33.28 201 0 AVERAGE	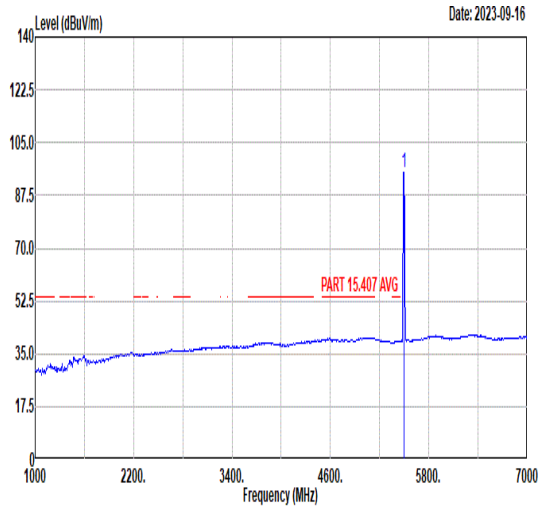 Freq Level Limit Line Margin Read Level Ant Factor Cable Loss Preamp Factor APos TPos Remark 1 5500.00 95.06 ------ ------ 85.41 34.69 8.36 33.40 201 0 AVERAGE

Mode	49	
	Band Edge	
	U-NII-2C_5.25-5.35_802.11be EHT20_CH140_Single RU 26/8_5700MHz	
ANT	CDD 9+15	
Pol.	Horizontal	Fundamental
Peak	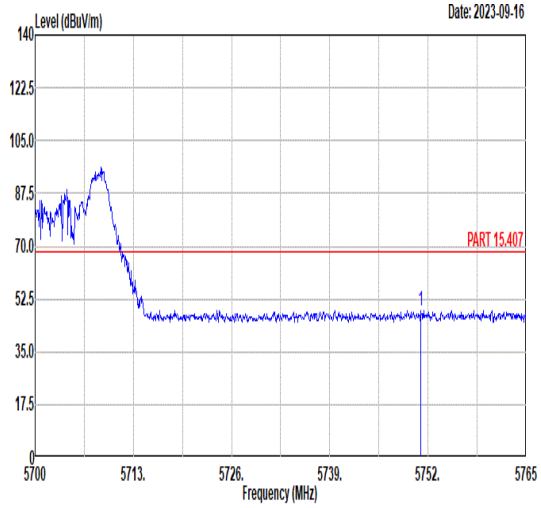 Freq Level Limit Line Margin Read Level Ant Factor Cable Loss Preamp Factor APos TPos Remark MHz dBuV/m dBuV/m dB dBuV dB/m dB dB cm deg 1 5751.03 48.84 68.30 -19.46 38.32 35.10 8.77 33.35 100 58 PEAK	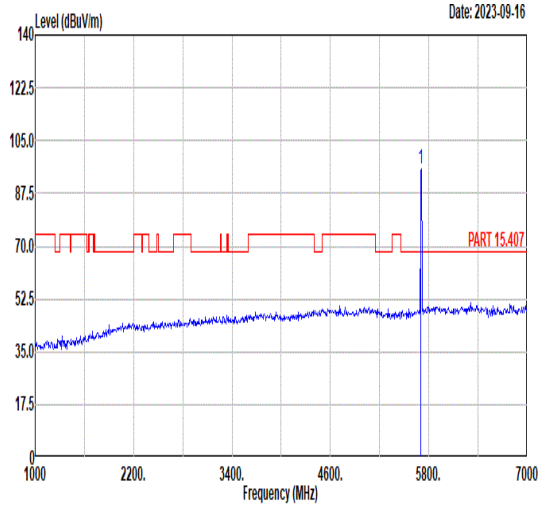 Freq Level Limit Line Margin Read Level Ant Factor Cable Loss Preamp Factor APos TPos Remark MHz dBuV/m dBuV/m dB dBuV dB/m dB dB cm deg 1 5700.00 95.39 ------ ------ 85.10 35.03 8.62 33.36 100 58 PEAK
Avg	Blank	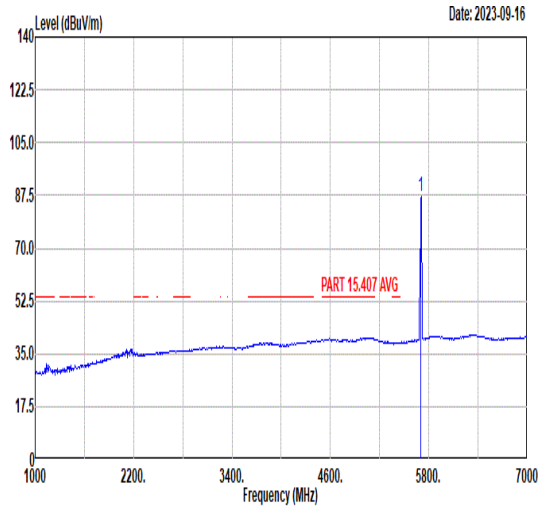 Freq Level Limit Line Margin Read Level Ant Factor Cable Loss Preamp Factor APos TPos Remark MHz dBuV/m dBuV/m dB dBuV dB/m dB dB cm deg 1 5700.00 87.30 ------ ------ 77.01 35.03 8.62 33.36 100 58 AVERAGE

Mode	49	
	Band Edge	
	U-NII-2C_5.25-5.35_802.11be EHT20_CH140_Single RU 26/8_5700MHz	
ANT	CDD 9+15	
Pol.	Vertical	Fundamental
Peak	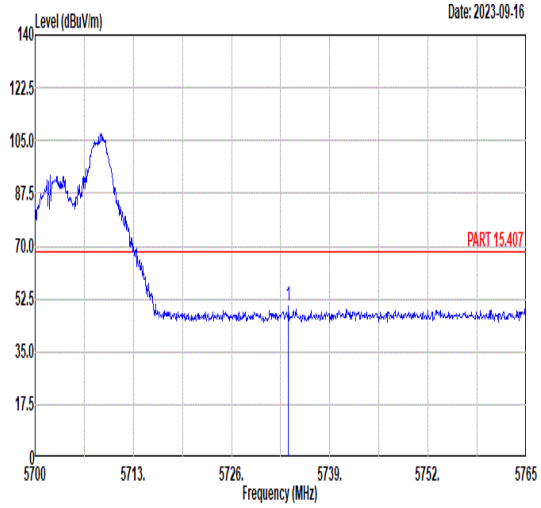 Freq Level Limit Line Margin Read Level Ant Factor Cable Loss Preamp Factor APos TPos Remark MHz dBuV/m dBuV/m dB dBuV dB/m dB dB cm deg 1 5733.54 50.03 68.30 -18.27 39.60 35.07 8.71 33.35 153 350 PEAK	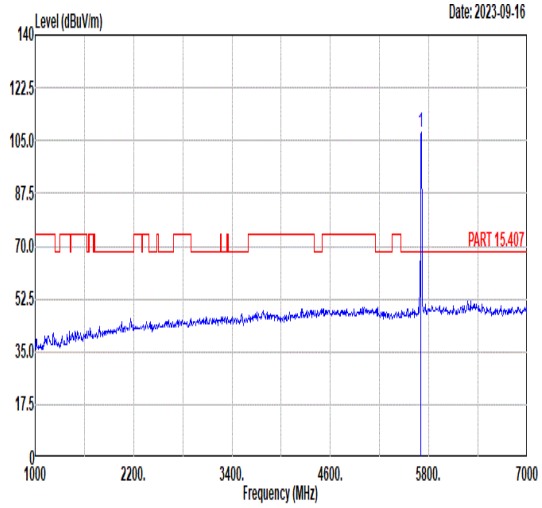 Freq Level Limit Line Margin Read Level Ant Factor Cable Loss Preamp Factor APos TPos Remark MHz dBuV/m dBuV/m dB dBuV dB/m dB dB cm deg 1 5700.00 107.78 ------ ------ 97.49 35.03 8.62 33.36 153 350 PEAK
Avg	Blank	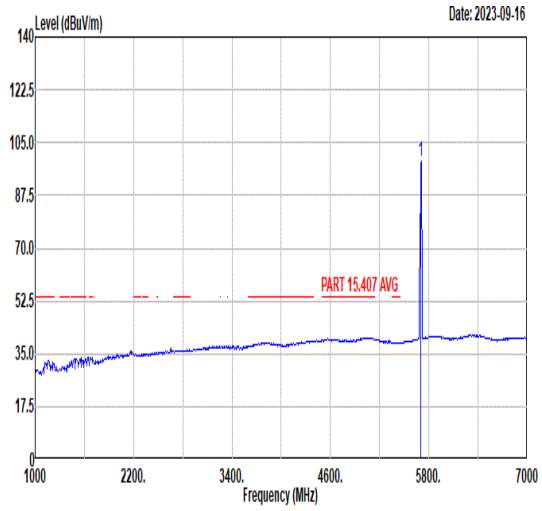 Freq Level Limit Line Margin Read Level Ant Factor Cable Loss Preamp Factor APos TPos Remark MHz dBuV/m dBuV/m dB dBuV dB/m dB dB cm deg 1 5700.00 98.69 ------ ------ 88.40 35.03 8.62 33.36 153 350 AVERAGE

Mode	50	
	Band Edge	
	U-NII-2C_5.25-5.35_802.11be EHT20_CH140_Single RU 52/40_5700MHz	
ANT	CDD 9+15	
Pol.	Horizontal	Fundamental
Peak	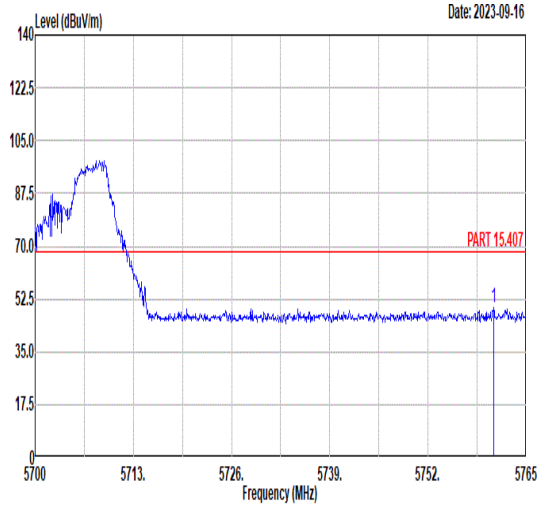 Freq Level Limit Line Margin Read Level Ant Factor Cable Loss Preamp Factor APos TPos Remark MHz dBuV/m dBuV/m dB dBuV dB/m dB dB cm deg 1 5760.71 49.44 68.30 -18.86 38.87 35.11 8.81 33.35 150 24 PEAK	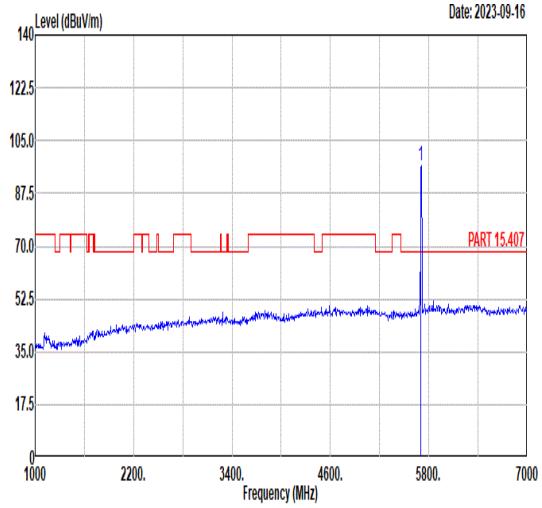 Freq Level Limit Line Margin Read Level Ant Factor Cable Loss Preamp Factor APos TPos Remark MHz dBuV/m dBuV/m dB dBuV dB/m dB dB cm deg 1 5700.00 96.93 ------ ------ 86.64 35.03 8.62 33.36 150 24 PEAK
Avg	Blank	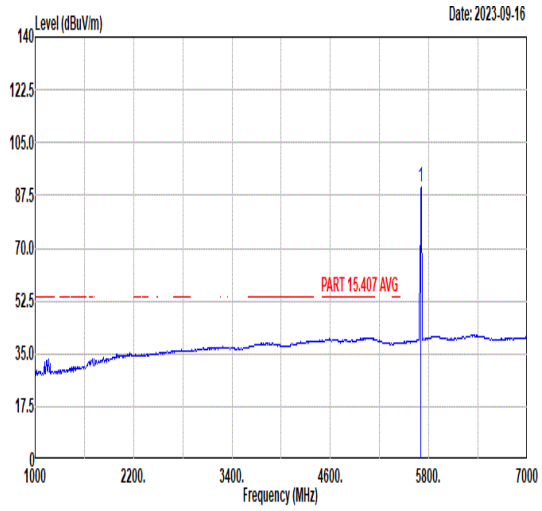 Freq Level Limit Line Margin Read Level Ant Factor Cable Loss Preamp Factor APos TPos Remark MHz dBuV/m dBuV/m dB dBuV dB/m dB dB cm deg 1 5700.00 90.44 ------ ------ 80.15 35.03 8.62 33.36 150 24 AVERAGE

Mode	50	
	Band Edge	
	U-NII-2C_5.25-5.35_802.11be EHT20_CH140_Single RU 52/40_5700MHz	
ANT	CDD 9+15	
Pol.	Vertical	Fundamental
Peak	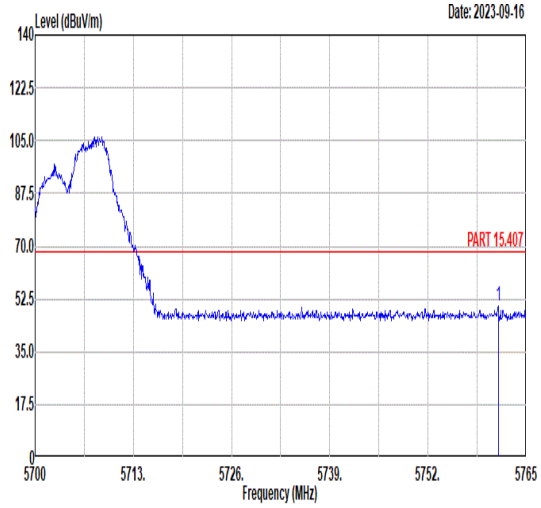 Freq Level Limit Line Margin Read Level Ant Factor Cable Loss Preamp Factor APos TPos Remark MHz dBuV/m dBuV/m dB dBuV dB/m dB dB cm deg 1 5761.30 49.99 68.30 -18.31 39.41 35.12 8.81 33.35 153 350 PEAK	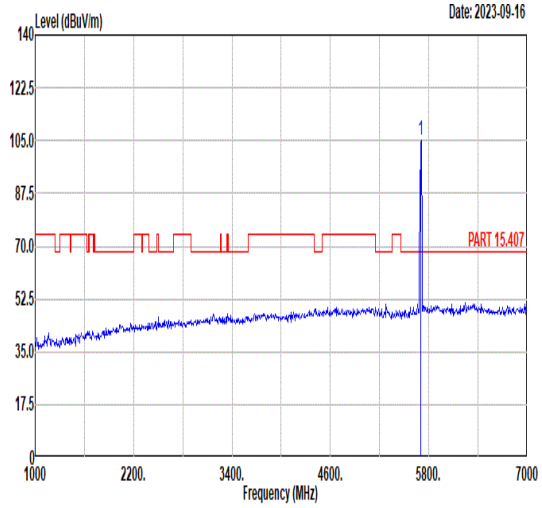 Freq Level Limit Line Margin Read Level Ant Factor Cable Loss Preamp Factor APos TPos Remark MHz dBuV/m dBuV/m dB dBuV dB/m dB dB cm deg 1 5700.00 104.94 ------ ------ 94.65 35.03 8.62 33.36 153 350 PEAK
Avg	Blank	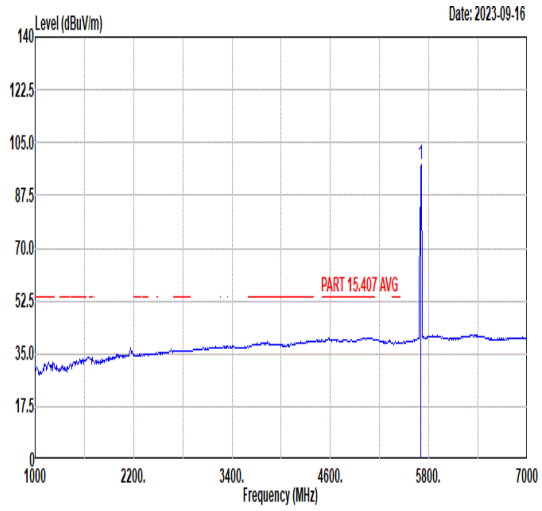 Freq Level Limit Line Margin Read Level Ant Factor Cable Loss Preamp Factor APos TPos Remark MHz dBuV/m dBuV/m dB dBuV dB/m dB dB cm deg 1 5700.00 97.65 ------ ------ 87.36 35.03 8.62 33.36 153 350 AVERAGE

Mode	51	
	Band Edge	
	U-NII-2C_5.25-5.35_802.11be EHT20_CH140_Single RU 106/54_5700MHz	
ANT	CDD 9+15	
Pol.	Horizontal	Fundamental
Peak	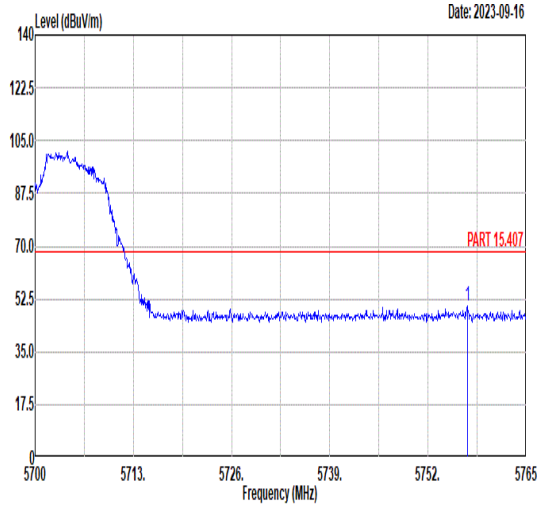 Freq Level Limit Line Margin Read Level Ant Factor Cable Loss Preamp Factor APos TPos Remark MHz dBuV/m dBuV/m dB dBuV dB/m dB dB cm deg 1 5757.20 50.09 68.30 -18.21 39.54 35.11 8.79 33.35 161 54 PEAK	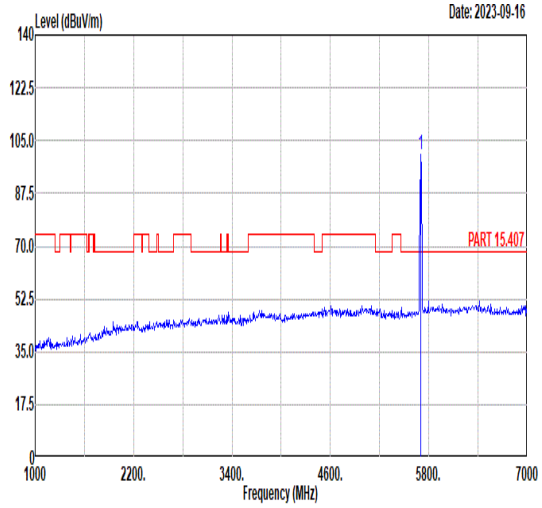 Freq Level Limit Line Margin Read Level Ant Factor Cable Loss Preamp Factor APos TPos Remark MHz dBuV/m dBuV/m dB dBuV dB/m dB dB cm deg 1 5700.00 100.25 ------ ------ 89.99 35.02 8.60 33.36 161 54 PEAK
Avg	Blank	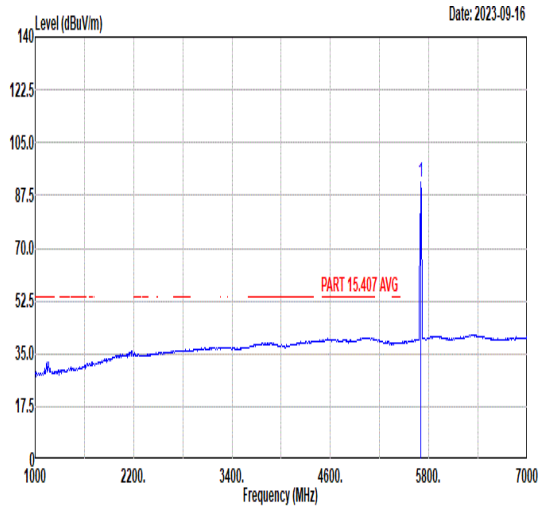 Freq Level Limit Line Margin Read Level Ant Factor Cable Loss Preamp Factor APos TPos Remark MHz dBuV/m dBuV/m dB dBuV dB/m dB dB cm deg 1 5700.00 92.05 ------ ------ 81.79 35.02 8.60 33.36 161 54 AVERAGE

Mode	51	
	Band Edge	
	U-NII-2C_5.25-5.35_802.11be EHT20_CH140_Single RU 106/54_5700MHz	
ANT	CDD 9+15	
Pol.	Vertical	Fundamental
Peak	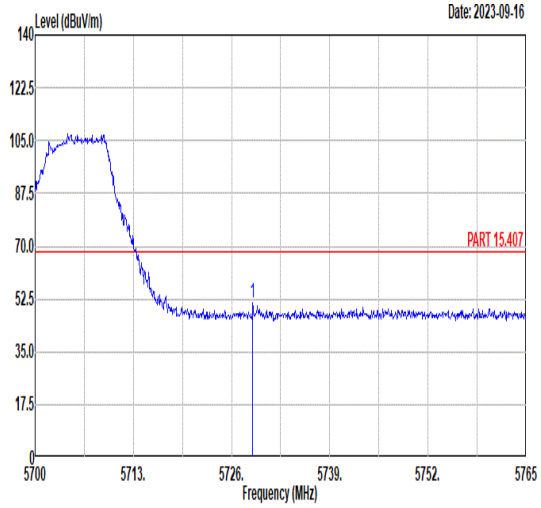 Freq Level Limit Line Margin Read Level Ant Factor Cable Loss Preamp Factor APos TPos Remark MHz dBuV/m dBuV/m dB dBuV dB/m dB dB cm deg 1 5728.80 50.98 68.30 -17.32 40.58 35.06 8.69 33.35 152 360 PEAK	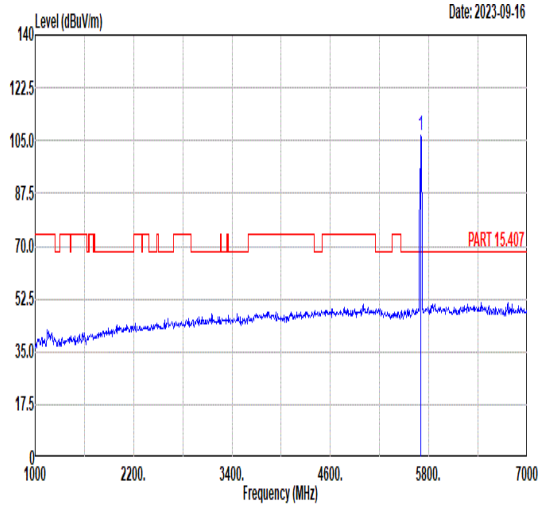 Freq Level Limit Line Margin Read Level Ant Factor Cable Loss Preamp Factor APos TPos Remark MHz dBuV/m dBuV/m dB dBuV dB/m dB dB cm deg 1 5700.00 106.54 ------ ------ 96.28 35.02 8.60 33.36 152 360 PEAK
Avg	Blank	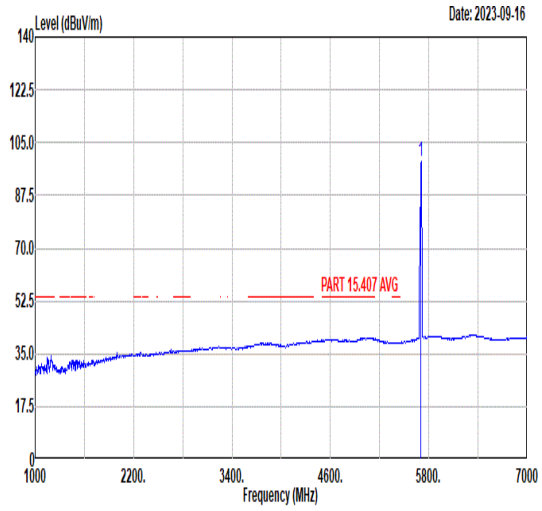 Freq Level Limit Line Margin Read Level Ant Factor Cable Loss Preamp Factor APos TPos Remark MHz dBuV/m dBuV/m dB dBuV dB/m dB dB cm deg 1 5700.00 98.82 ------ ------ 88.53 35.03 8.62 33.36 152 360 AVERAGE

Mode	52	
	Band Edge	
	U-NII-3_5.725-5.85_802.11be EHT20_CH149_Single RU 26/0_5745MHz	
ANT	CDD 9+15	
Pol.	Horizontal	Fundamental
Peak	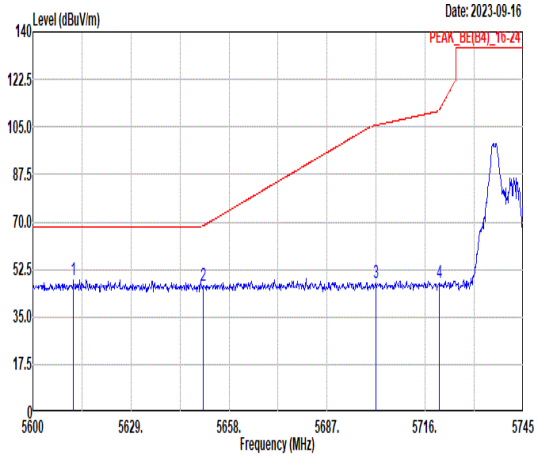 Freq Level Limit Line Margin Read Level Ant Factor Cable Loss Preamp Factor APos TPos Remark MHz dBuV/m dBuV/m dB dBuV dB/m dB dB cm deg 1 5612.04 48.85 68.30 -19.45 39.10 34.87 8.26 33.38 389 68 PEAK 2 5650.32 46.52 68.53 -22.01 36.55 34.94 8.40 33.37 389 68 PEAK 3 5701.36 47.60 105.58 -57.98 37.35 35.02 8.59 33.36 389 68 PEAK 4 5720.21 47.30 111.27 -63.97 36.95 35.05 8.66 33.36 389 68 PEAK	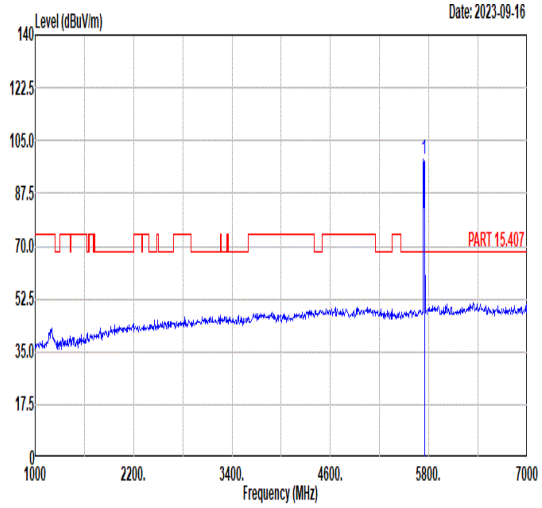 Freq Level Limit Line Margin Read Level Ant Factor Cable Loss Preamp Factor APos TPos Remark MHz dBuV/m dBuV/m dB dBuV dB/m dB dB cm deg 1 5745.00 98.73 ------ ------ 88.30 35.07 8.71 33.35 389 68 PEAK
Avg	Blank	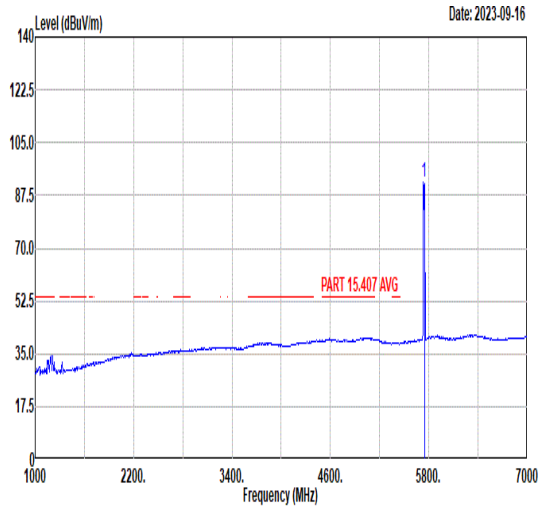 Freq Level Limit Line Margin Read Level Ant Factor Cable Loss Preamp Factor APos TPos Remark MHz dBuV/m dBuV/m dB dBuV dB/m dB dB cm deg 1 5745.00 91.74 ------ ------ 81.31 35.07 8.71 33.35 389 68 AVERAGE

Mode	52	
	Band Edge	
	U-NII-3_5.725-5.85_802.11be EHT20_CH149_Single RU 26/0_5745MHz	
ANT	CDD 9+15	
Pol.	Vertical	Fundamental
Peak	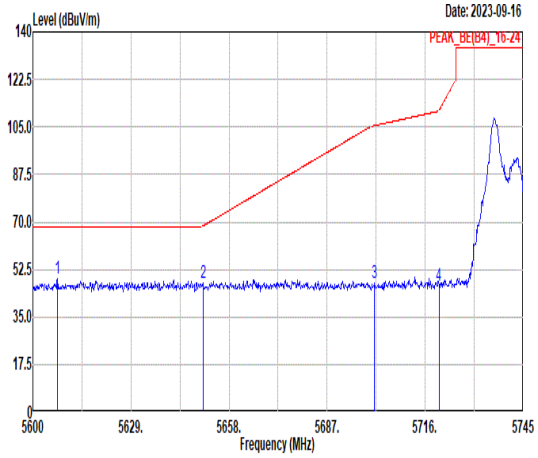 Freq Level Limit Line Margin Read Level Ant Factor Cable Loss Preamp Factor APos TPos Remark MHz dBuV/m dBuV/m dB dBuV dB/m dB dB cm deg 1 5607.25 49.12 68.30 -19.18 39.39 34.87 8.24 33.38 163 352 PEAK 2 5650.32 47.71 68.53 -20.82 37.74 34.94 8.40 33.37 163 352 PEAK 3 5701.07 47.60 105.50 -57.90 37.35 35.02 8.59 33.36 163 352 PEAK 4 5720.06 46.74 110.94 -64.20 36.39 35.05 8.66 33.36 163 352 PEAK	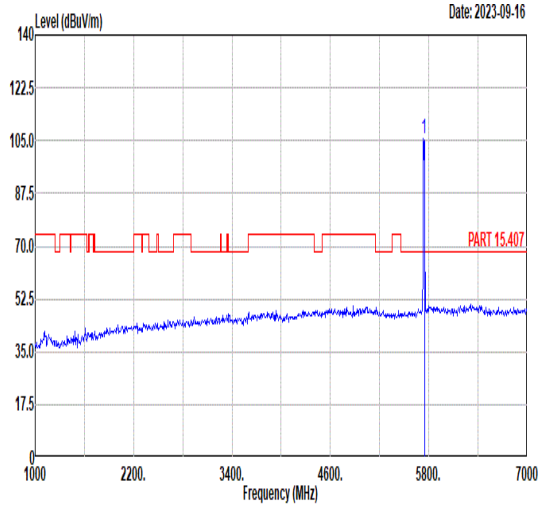 Freq Level Limit Line Margin Read Level Ant Factor Cable Loss Preamp Factor APos TPos Remark MHz dBuV/m dBuV/m dB dBuV dB/m dB dB cm deg 1 5745.00 105.75 ------ ------ 95.32 35.07 8.71 33.35 163 352 PEAK
Avg	Blank	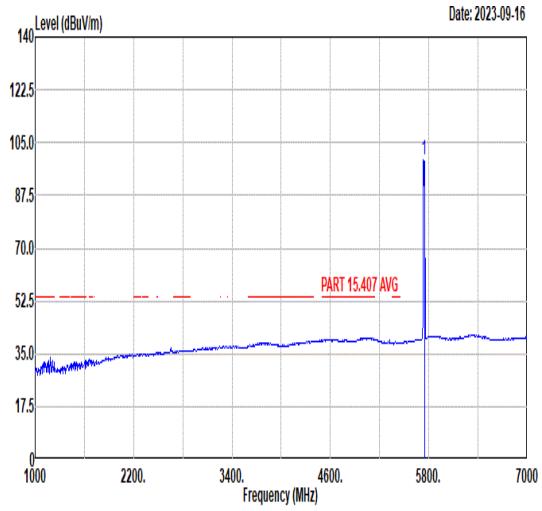 Freq Level Limit Line Margin Read Level Ant Factor Cable Loss Preamp Factor APos TPos Remark MHz dBuV/m dBuV/m dB dBuV dB/m dB dB cm deg 1 5745.00 99.16 ------ ------ 88.73 35.07 8.71 33.35 163 352 AVERAGE

Mode	53	
	Band Edge	
	U-NII-3_5.725-5.85_802.11be EHT20_CH149_Single RU 52/37_5745MHz	
ANT	CDD 9+15	
Pol.	Horizontal	Fundamental
Peak	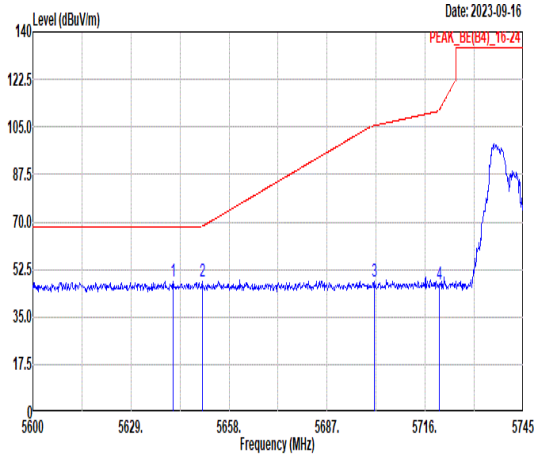 Freq Level Limit Line Margin Read Level Ant Factor Cable Loss Preamp Factor APos TPos Remark MHz dBuV/m dBuV/m dB dBuV dB/m dB dB cm deg 1 5641.47 48.16 68.30 -20.14 38.24 34.92 8.37 33.37 389 66 PEAK 2 5650.03 47.89 68.32 -20.43 37.92 34.94 8.40 33.37 389 66 PEAK 3 5700.92 47.90 105.46 -57.56 37.65 35.02 8.59 33.36 389 66 PEAK 4 5720.21 47.28 111.27 -63.99 36.93 35.05 8.66 33.36 389 66 PEAK	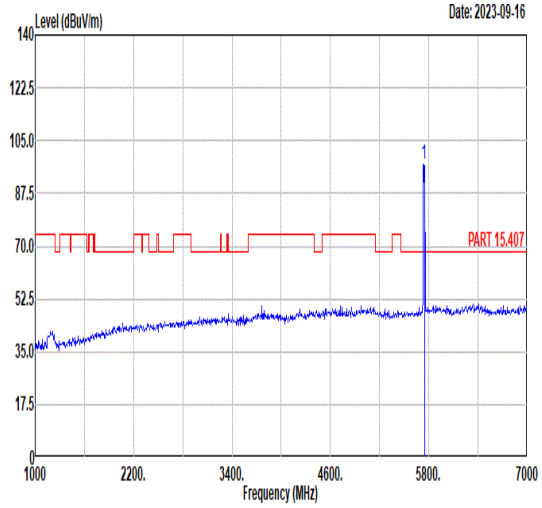 Freq Level Limit Line Margin Read Level Ant Factor Cable Loss Preamp Factor APos TPos Remark MHz dBuV/m dBuV/m dB dBuV dB/m dB dB cm deg 1 5745.00 97.06 ------ ------ 86.63 35.07 8.71 33.35 389 66 PEAK
Avg	Blank	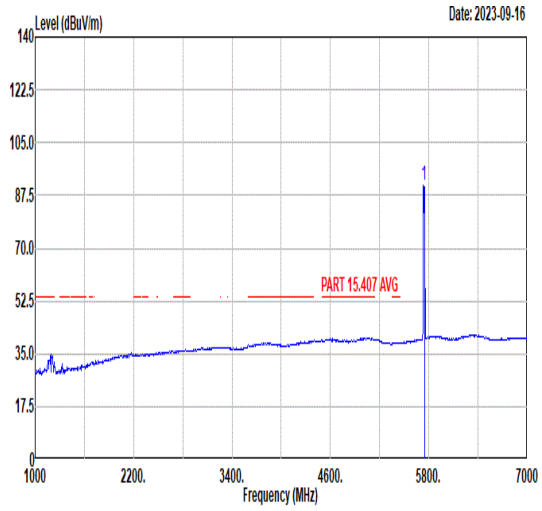 Freq Level Limit Line Margin Read Level Ant Factor Cable Loss Preamp Factor APos TPos Remark MHz dBuV/m dBuV/m dB dBuV dB/m dB dB cm deg 1 5745.00 90.92 ------ ------ 80.49 35.07 8.71 33.35 389 66 AVERAGE

Mode	53	
	Band Edge	
	U-NII-3_5.725-5.85_802.11be EHT20_CH149_Single RU 52/37_5745MHz	
ANT	CDD 9+15	
Pol.	Vertical	Fundamental
Peak	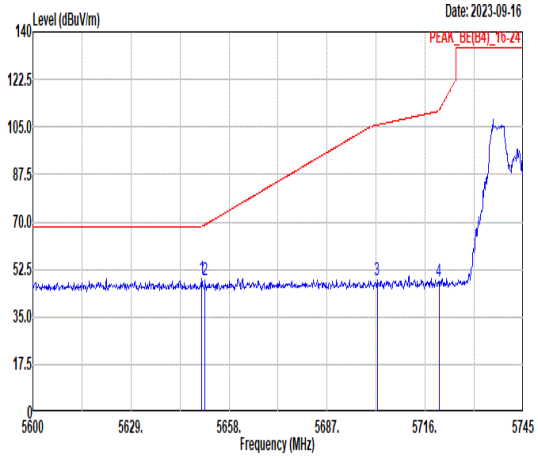 Freq Level Limit Line Margin Read Level Ant Factor Cable Loss Preamp Factor APos TPos Remark MHz dBuV/m dBuV/m dB dBuV dB/m dB dB cm deg 1 5649.88 48.97 68.30 -19.33 39.00 34.94 8.40 33.37 163 349 PEAK 2 5650.90 48.51 68.96 -20.45 38.54 34.94 8.40 33.37 163 349 PEAK 3 5701.79 48.50 105.70 -57.20 38.25 35.02 8.59 33.36 163 349 PEAK 4 5720.06 47.89 110.94 -63.05 37.54 35.05 8.66 33.36 163 349 PEAK	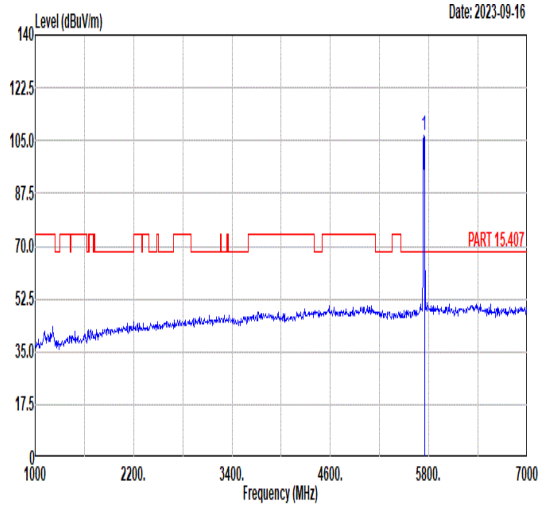 Freq Level Limit Line Margin Read Level Ant Factor Cable Loss Preamp Factor APos TPos Remark MHz dBuV/m dBuV/m dB dBuV dB/m dB dB cm deg 1 5745.00 106.96 ------ ------ 96.50 35.08 8.73 33.35 163 349 PEAK
Avg	Blank	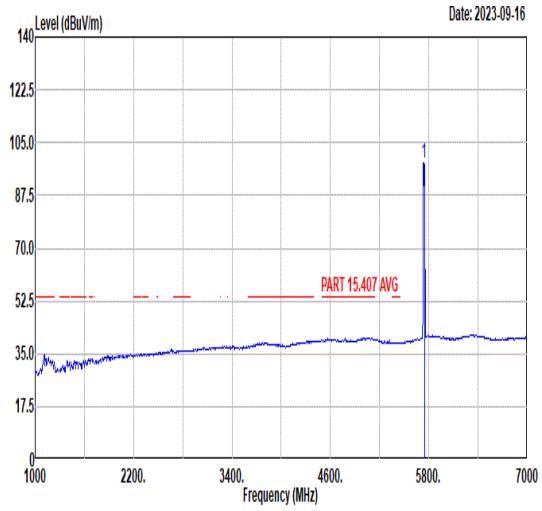 Freq Level Limit Line Margin Read Level Ant Factor Cable Loss Preamp Factor APos TPos Remark MHz dBuV/m dBuV/m dB dBuV dB/m dB dB cm deg 1 5745.00 98.11 ------ ------ 87.68 35.07 8.71 33.35 163 349 AVERAGE

Mode	54	
	Band Edge	
	U-NII-3_5.725-5.85_802.11be EHT20_CH149_Single RU 106/53_5745MHz	
ANT	CDD 9+15	
Pol.	Horizontal	Fundamental
Peak	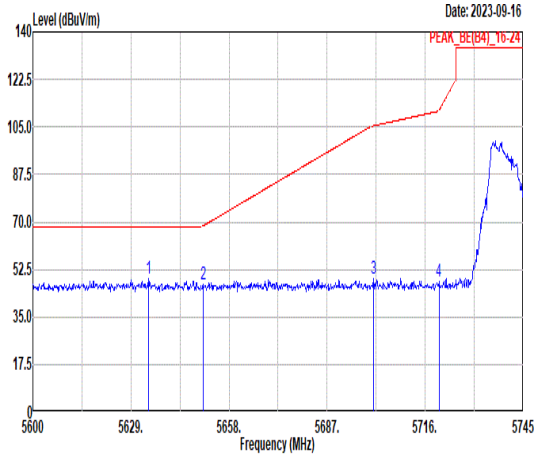 Freq Level Limit Line Margin Read Level Ant Factor Cable Loss Preamp Factor APos TPos Remark MHz dBuV/m dBuV/m dB dBuV dB/m dB dB cm deg 1 5634.22 48.98 68.30 -19.32 39.10 34.91 8.34 33.37 389 68 PEAK 2 5650.32 47.03 68.53 -21.50 37.06 34.94 8.40 33.37 389 68 PEAK 3 5700.63 49.15 105.38 -56.23 38.91 35.02 8.58 33.36 389 68 PEAK 4 5720.06 47.91 110.94 -63.03 37.56 35.05 8.66 33.36 389 68 PEAK	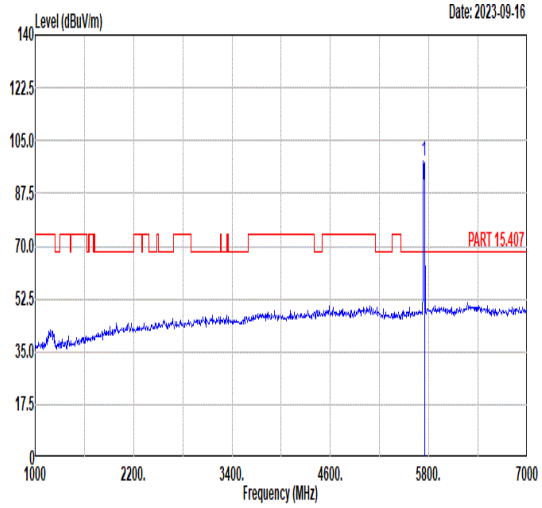 Freq Level Limit Line Margin Read Level Ant Factor Cable Loss Preamp Factor APos TPos Remark MHz dBuV/m dBuV/m dB dBuV dB/m dB dB cm deg 1 5745.00 98.35 ------ ------ 87.92 35.07 8.71 33.35 389 68 PEAK
Avg	Blank	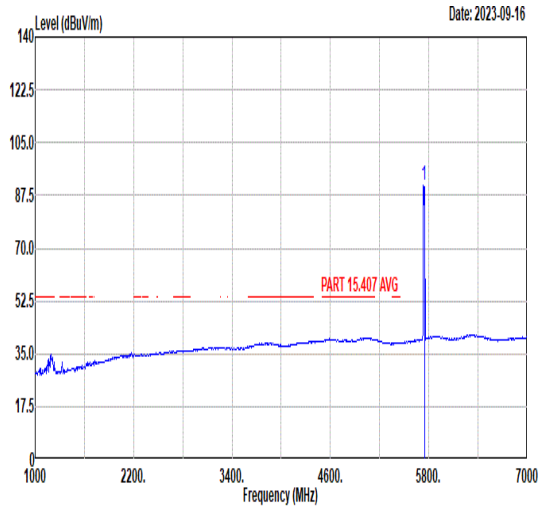 Freq Level Limit Line Margin Read Level Ant Factor Cable Loss Preamp Factor APos TPos Remark MHz dBuV/m dBuV/m dB dBuV dB/m dB dB cm deg 1 5745.00 90.76 ------ ------ 80.33 35.07 8.71 33.35 389 68 AVERAGE

Mode	54	
	Band Edge	
	U-NII-3_5.725-5.85_802.11be EHT20_CH149_Single RU 106/53_5745MHz	
ANT	CDD 9+15	
Pol.	Vertical	Fundamental
Peak	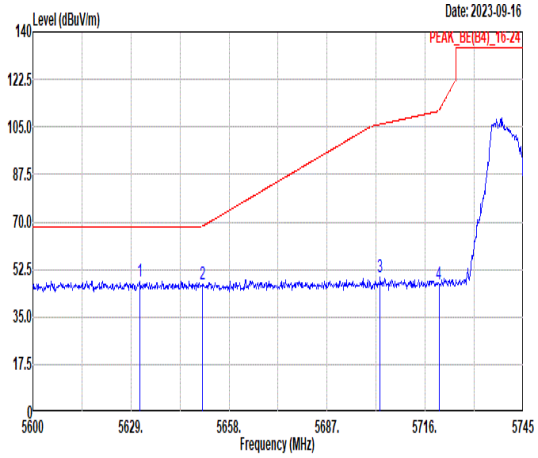 Freq Level Limit Line Margin Read Level Ant Factor Cable Loss Preamp Factor APos TPos Remark MHz dBuV/m dBuV/m dB dBuV dB/m dB dB cm deg 1 5631.61 48.23 68.30 -20.07 38.36 34.91 8.33 33.37 163 351 PEAK 2 5650.03 47.02 68.32 -21.30 37.05 34.94 8.40 33.37 163 351 PEAK 3 5702.66 49.90 105.95 -56.05 39.65 35.02 8.59 33.36 163 351 PEAK 4 5720.06 47.11 110.94 -63.83 36.76 35.05 8.66 33.36 163 351 PEAK	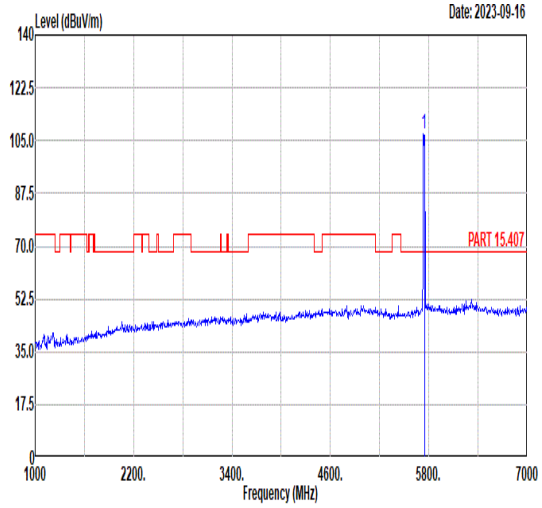 Freq Level Limit Line Margin Read Level Ant Factor Cable Loss Preamp Factor APos TPos Remark MHz dBuV/m dBuV/m dB dBuV dB/m dB dB cm deg 1 5745.00 107.48 ------ ------ 97.05 35.07 8.71 33.35 163 351 PEAK
Avg	Blank	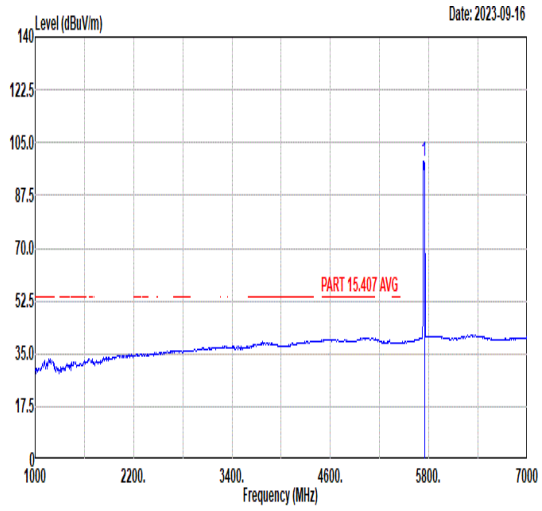 Freq Level Limit Line Margin Read Level Ant Factor Cable Loss Preamp Factor APos TPos Remark MHz dBuV/m dBuV/m dB dBuV dB/m dB dB cm deg 1 5745.00 98.74 ------ ------ 88.31 35.07 8.71 33.35 163 351 AVERAGE

Mode	55	
	Band Edge	
	U-NII-3_5.725-5.85_802.11be EHT20_CH165_Single RU 26/8_5825MHz	
ANT	CDD 9+15	
Pol.	Horizontal	Fundamental
Peak	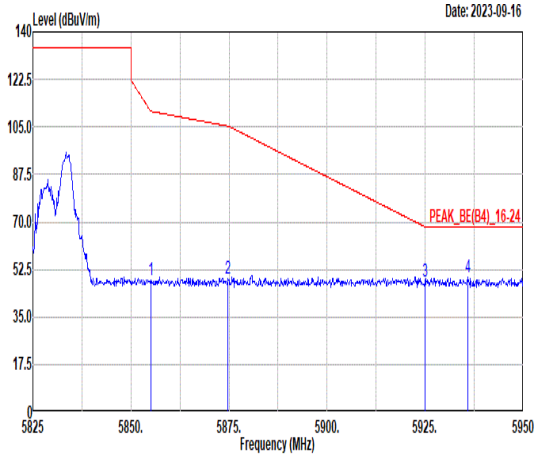 Freq Level Limit Line Margin Read Level Ant Factor Cable Loss Preamp Factor APos TPos Remark MHz dBuV/m dBuV/m dB dBuV dB/m dB dB cm deg 1 5855.00 48.69 110.80 -62.11 37.88 35.27 8.87 33.33 100 150 PEAK 2 5874.75 49.27 105.27 -56.00 38.45 35.30 8.85 33.33 100 150 PEAK 3 5925.00 48.27 68.20 -19.93 37.42 35.38 8.79 33.32 100 150 PEAK 4 5935.88 49.80 68.30 -18.50 38.93 35.40 8.78 33.31 100 150 PEAK	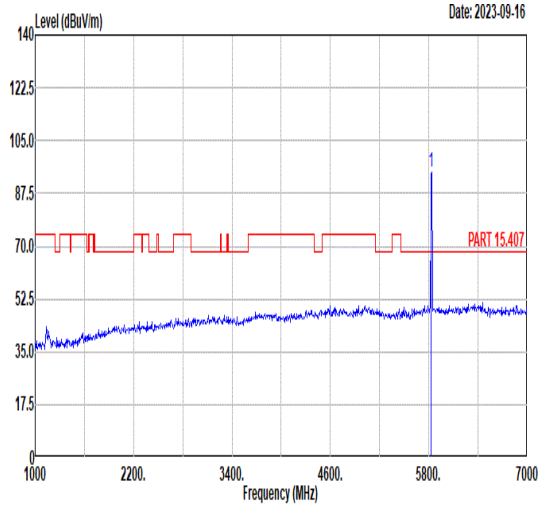 Freq Level Limit Line Margin Read Level Ant Factor Cable Loss Preamp Factor APos TPos Remark MHz dBuV/m dBuV/m dB dBuV dB/m dB dB cm deg 1 5825.00 94.34 ------ ------ 83.54 35.24 8.89 33.33 100 150 PEAK
Avg	Blank	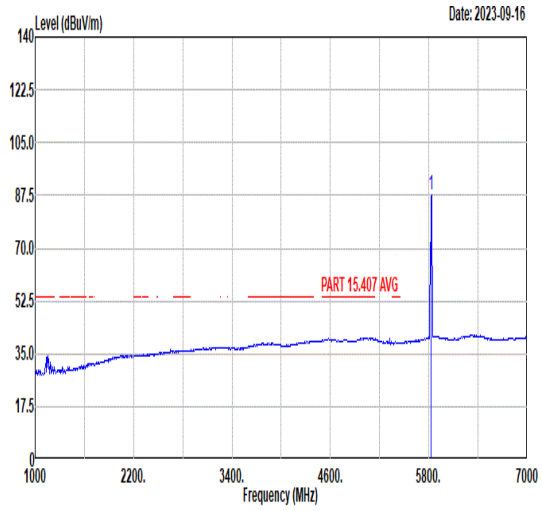 Freq Level Limit Line Margin Read Level Ant Factor Cable Loss Preamp Factor APos TPos Remark MHz dBuV/m dBuV/m dB dBuV dB/m dB dB cm deg 1 5825.00 87.47 ------ ------ 76.67 35.24 8.89 33.33 100 150 AVERAGE

Mode	55	
	Band Edge	
	U-NII-3_5.725-5.85_802.11be EHT20_CH165_Single RU 26/8_5825MHz	
ANT	CDD 9+15	
Pol.	Vertical	Fundamental
Peak	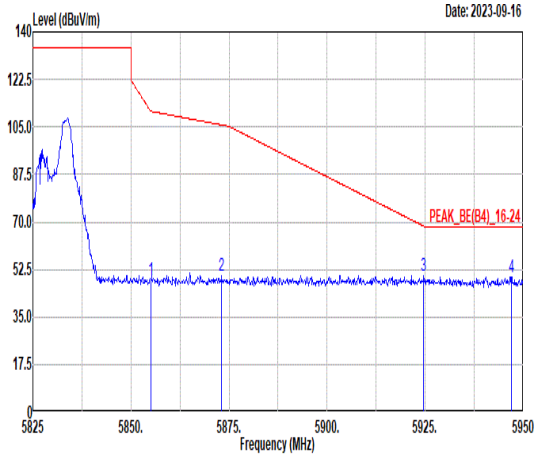 Freq Level Limit Line Margin Read Level Ant Factor Cable Loss Preamp Factor APos TPos Remark MHz dBuV/m dBuV/m dB dBuV dB/m dB dB cm deg 1 5855.00 48.70 110.80 -62.10 37.89 35.27 8.87 33.33 155 360 PEAK 2 5873.13 49.93 105.72 -55.79 39.11 35.30 8.85 33.33 155 360 PEAK 3 5924.63 50.12 68.48 -18.36 39.27 35.38 8.79 33.32 155 360 PEAK 4 5947.00 49.83 68.30 -18.47 38.96 35.42 8.76 33.31 155 360 PEAK	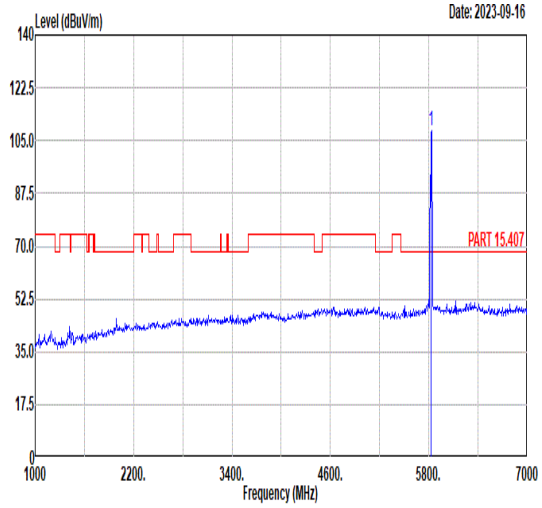 Freq Level Limit Line Margin Read Level Ant Factor Cable Loss Preamp Factor APos TPos Remark MHz dBuV/m dBuV/m dB dBuV dB/m dB dB cm deg 1 5825.00 108.25 ------ ------ 97.45 35.24 8.89 33.33 155 360 PEAK
Avg	Blank	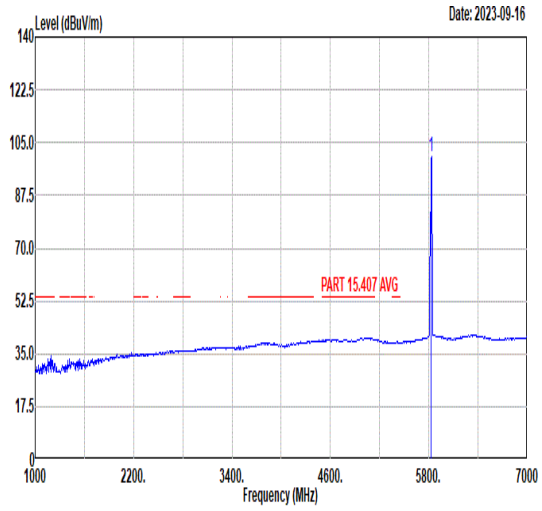 Freq Level Limit Line Margin Read Level Ant Factor Cable Loss Preamp Factor APos TPos Remark MHz dBuV/m dBuV/m dB dBuV dB/m dB dB cm deg 1 5825.00 100.57 ------ ------ 89.77 35.24 8.89 33.33 155 360 AVERAGE

Mode	56	
	Band Edge	
	U-NII-3_5.725-5.85_802.11be EHT20_CH165_Single RU 52/40_5825MHz	
ANT	CDD 9+15	
Pol.	Horizontal	Fundamental
Peak	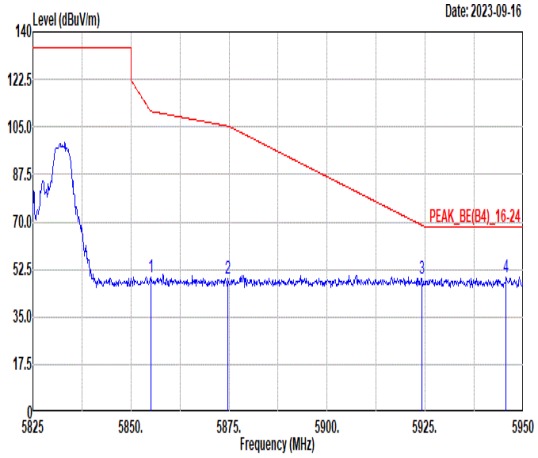 Freq Level Limit Line Margin Read Level Ant Factor Cable Loss Preamp Factor APos TPos Remark MHz dBuV/m dBuV/m dB dBuV dB/m dB dB cm deg 1 5855.00 49.64 110.80 -61.16 38.83 35.27 8.87 33.33 153 304 PEAK 2 5874.75 49.11 105.27 -56.16 38.29 35.30 8.85 33.33 153 304 PEAK 3 5924.13 49.17 68.84 -19.67 38.32 35.38 8.79 33.32 153 304 PEAK 4 5945.63 49.55 68.30 -18.75 38.68 35.42 8.76 33.31 153 304 PEAK	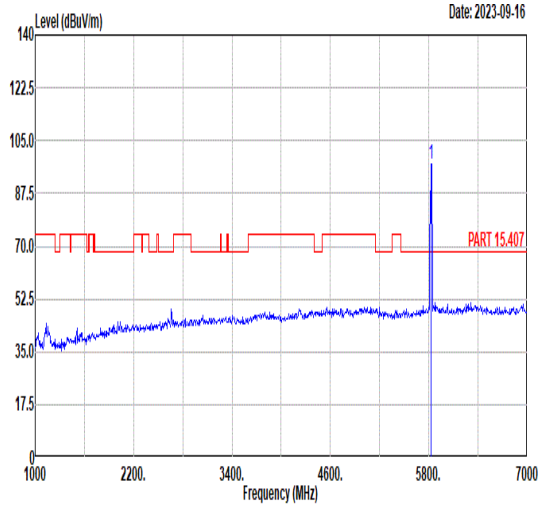 Freq Level Limit Line Margin Read Level Ant Factor Cable Loss Preamp Factor APos TPos Remark MHz dBuV/m dBuV/m dB dBuV dB/m dB dB cm deg 1 5825.00 97.21 ------ ------ 86.41 35.24 8.89 33.33 153 304 PEAK
Avg	Blank	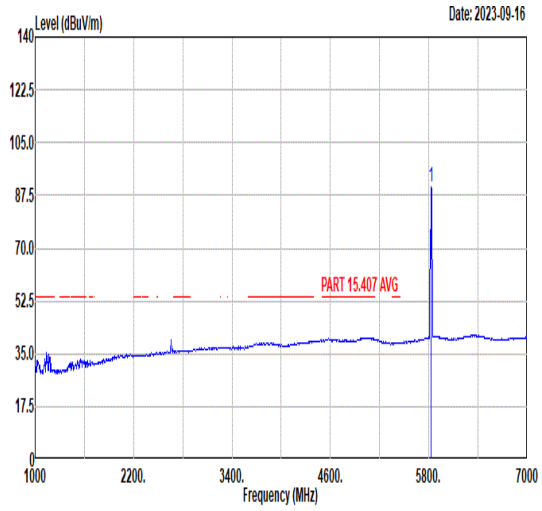 Freq Level Limit Line Margin Read Level Ant Factor Cable Loss Preamp Factor APos TPos Remark MHz dBuV/m dBuV/m dB dBuV dB/m dB dB cm deg 1 5825.00 90.40 ------ ------ 79.60 35.23 8.90 33.33 153 304 AVERAGE

Mode	56	
	Band Edge	
	U-NII-3_5.725-5.85_802.11be EHT20_CH165_Single RU 52/40_5825MHz	
ANT	CDD 9+15	
Pol.	Vertical	Fundamental
Peak	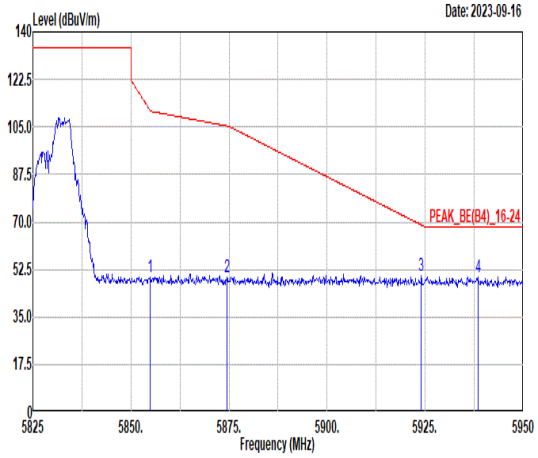 Freq Level Limit Line Margin Read Level Ant Factor Cable Loss Preamp Factor APos TPos Remark MHz dBuV/m dBuV/m dB dBuV dB/m dB dB cm deg 1 5854.88 49.80 111.08 -61.28 38.99 35.27 8.87 33.33 155 359 PEAK 2 5874.50 49.45 105.34 -55.89 38.63 35.30 8.85 33.33 155 359 PEAK 3 5924.00 50.36 68.94 -18.58 39.51 35.38 8.79 33.32 155 359 PEAK 4 5938.50 49.87 68.30 -18.43 39.01 35.40 8.77 33.31 155 359 PEAK	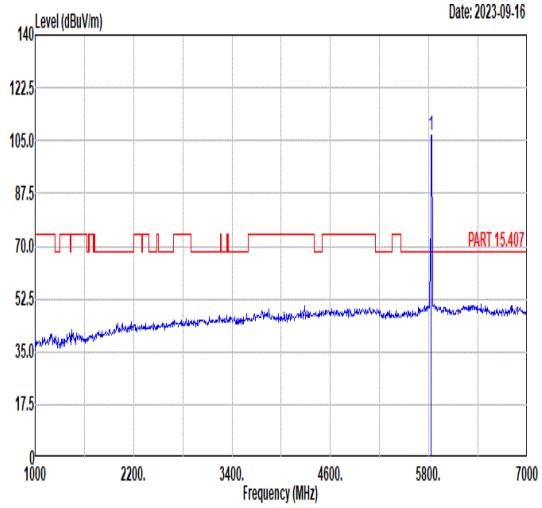 Freq Level Limit Line Margin Read Level Ant Factor Cable Loss Preamp Factor APos TPos Remark MHz dBuV/m dBuV/m dB dBuV dB/m dB dB cm deg 1 5825.00 106.51 ------ ------ 95.71 35.24 8.89 33.33 155 359 PEAK
Avg	Blank	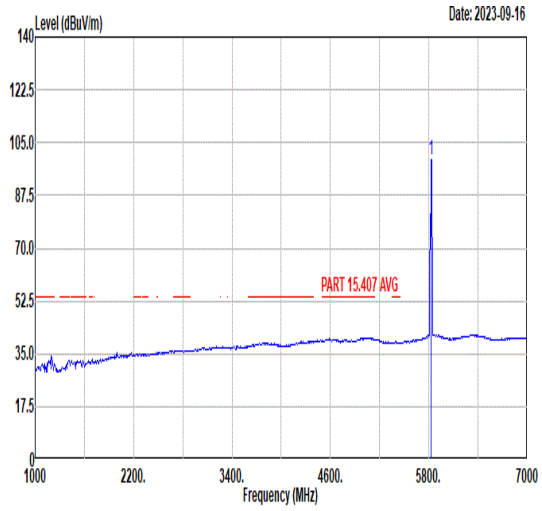 Freq Level Limit Line Margin Read Level Ant Factor Cable Loss Preamp Factor APos TPos Remark MHz dBuV/m dBuV/m dB dBuV dB/m dB dB cm deg 1 5825.00 99.56 ------ ------ 88.76 35.24 8.89 33.33 155 359 AVERAGE

Mode	57	
	Band Edge	
	U-NII-3_5.725-5.85_802.11be EHT20_CH165_Single RU 106/54_5825MHz	
ANT	CDD 9+15	
Pol.	Horizontal	Fundamental
Peak	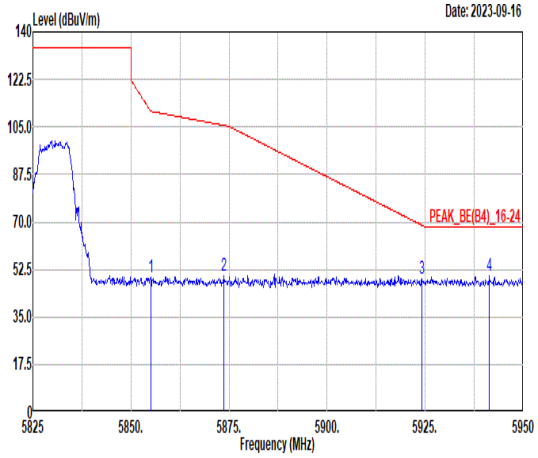 Freq Level Limit Line Margin Read Level Ant Factor Cable Loss Preamp Factor APos TPos Remark MHz dBuV/m dBuV/m dB dBuV dB/m dB dB cm deg 1 5855.00 49.67 110.80 -61.13 38.86 35.27 8.87 33.33 153 304 PEAK 2 5873.63 49.95 105.58 -55.63 39.13 35.30 8.85 33.33 153 304 PEAK 3 5924.13 49.13 68.84 -19.71 38.28 35.38 8.79 33.32 153 304 PEAK 4 5941.38 49.98 68.30 -18.32 39.11 35.41 8.77 33.31 153 304 PEAK	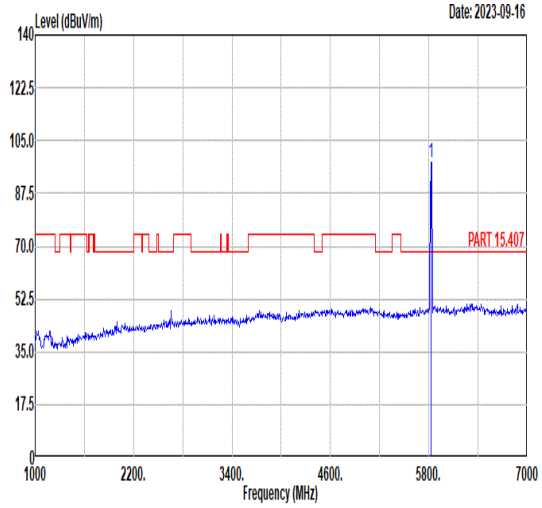 Freq Level Limit Line Margin Read Level Ant Factor Cable Loss Preamp Factor APos TPos Remark MHz dBuV/m dBuV/m dB dBuV dB/m dB dB cm deg 1 5825.00 97.97 ------ ------ 87.17 35.23 8.90 33.33 153 304 PEAK
Avg	Blank	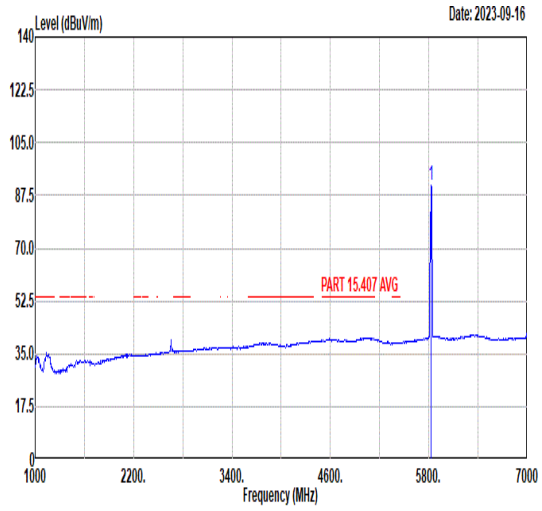 Freq Level Limit Line Margin Read Level Ant Factor Cable Loss Preamp Factor APos TPos Remark MHz dBuV/m dBuV/m dB dBuV dB/m dB dB cm deg 1 5825.00 90.87 ------ ------ 80.07 35.23 8.90 33.33 153 304 AVERAGE

Mode	57	
	Band Edge	
	U-NII-3_5.725-5.85_802.11be EHT20_CH165_Single RU 106/54_5825MHz	
ANT	CDD 9+15	
Pol.	Vertical	Fundamental
Peak	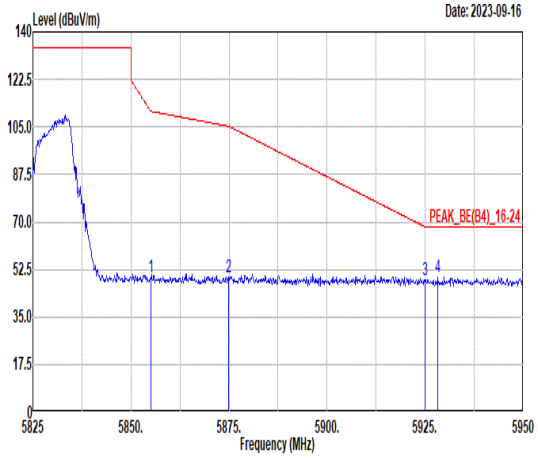 Freq Level Limit Line Margin Read Level Ant Factor Cable Loss Preamp Factor APos TPos Remark MHz dBuV/m dBuV/m dB dBuV dB/m dB dB cm deg 1 5855.00 49.63 110.80 -61.17 38.82 35.27 8.87 33.33 154 360 PEAK 2 5874.88 49.44 105.23 -55.79 38.62 35.30 8.85 33.33 154 360 PEAK 3 5925.00 48.56 68.20 -19.64 37.71 35.38 8.79 33.32 154 360 PEAK 4 5928.13 49.73 68.30 -18.57 38.87 35.39 8.79 33.32 154 360 PEAK	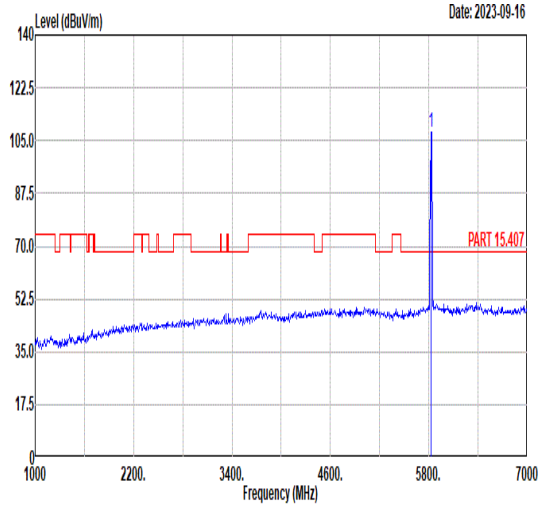 Freq Level Limit Line Margin Read Level Ant Factor Cable Loss Preamp Factor APos TPos Remark MHz dBuV/m dBuV/m dB dBuV dB/m dB dB cm deg 1 5825.00 107.70 ------ ------ 96.90 35.24 8.89 33.33 154 360 PEAK
Avg	Blank	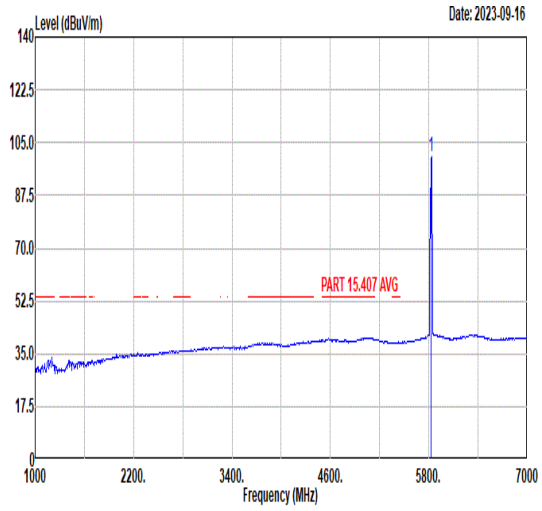 Freq Level Limit Line Margin Read Level Ant Factor Cable Loss Preamp Factor APos TPos Remark MHz dBuV/m dBuV/m dB dBuV dB/m dB dB cm deg 1 5825.00 100.37 ------ ------ 89.57 35.24 8.89 33.33 154 360 AVERAGE

Mode	58	
	Band Edge	
	U-NII-1_5.15-5.25_802.11be EHT20_CH36_Small RU 52+26 38+1 _5180MHz	
ANT	CDD 9+15	
Pol.	Horizontal	Fundamental
Peak	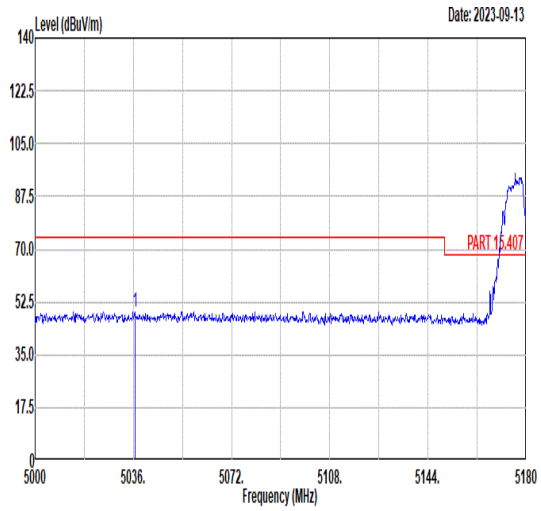 Freq Level Limit Line Margin Read Level Ant Factor Cable Loss Preamp Factor APos TPos Remark MHz dBuV/m dBuV/m dB dBuV dB/m dB dB cm deg 1 5036.54 49.28 74.00 -24.72 39.51 34.59 7.84 32.66 400 51 PEAK	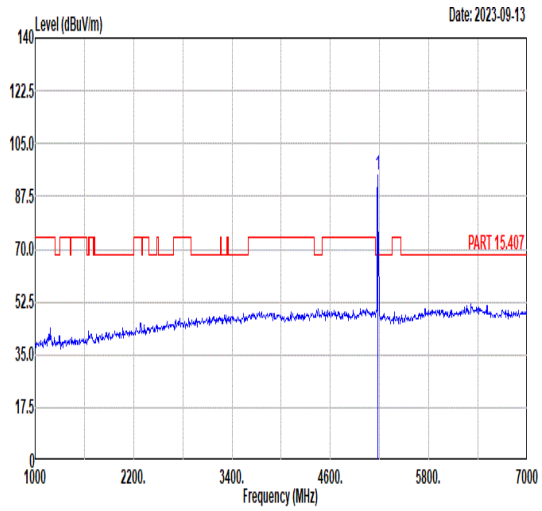 Freq Level Limit Line Margin Read Level Ant Factor Cable Loss Preamp Factor APos TPos Remark MHz dBuV/m dBuV/m dB dBuV dB/m dB dB cm deg 1 5180.00 94.41 ------ ------ 84.83 34.53 7.94 32.89 400 51 PEAK
Avg	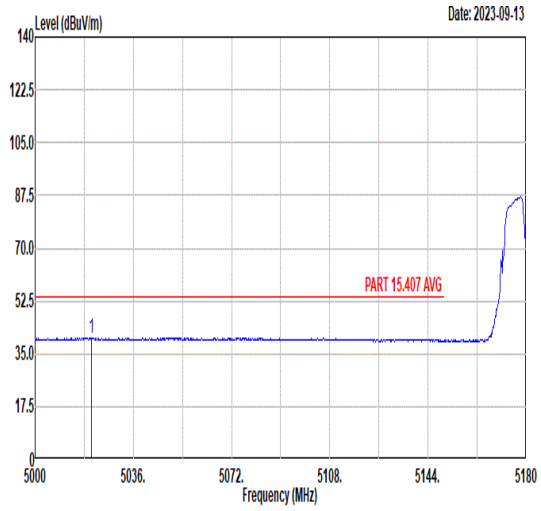 Freq Level Limit Line Margin Read Level Ant Factor Cable Loss Preamp Factor APos TPos Remark MHz dBuV/m dBuV/m dB dBuV dB/m dB dB cm deg 1 5020.52 40.31 54.00 -13.69 30.53 34.59 7.83 32.64 400 51 AVERAGE	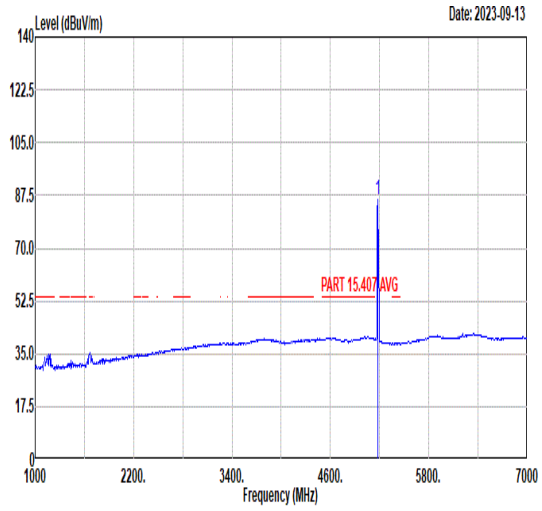 Freq Level Limit Line Margin Read Level Ant Factor Cable Loss Preamp Factor APos TPos Remark MHz dBuV/m dBuV/m dB dBuV dB/m dB dB cm deg 1 5180.00 86.28 ------ ------ 76.70 34.53 7.94 32.89 400 51 AVERAGE

Mode	58	
	Band Edge	
	U-NII-1_5.15-5.25_802.11be EHT20_CH36_Small RU 52+26 38+1 _5180MHz	
ANT	CDD 9+15	
Pol.	Vertical	Fundamental
Peak	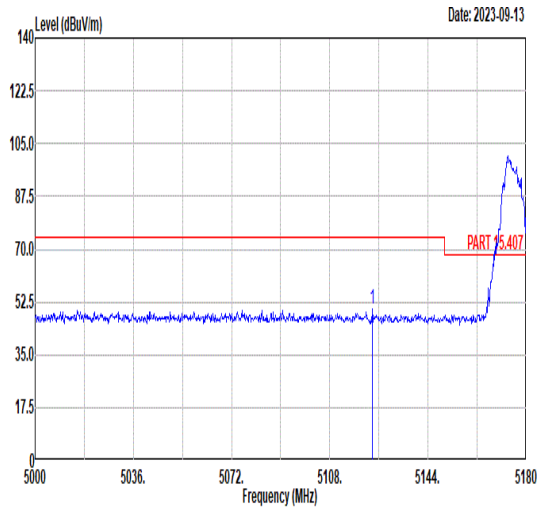 Freq Level Limit Line Margin Read Level Ant Factor Cable Loss Preamp Factor APos TPos Remark MHz dBuV/m dBuV/m dB dBuV dB/m dB dB cm deg 1 5123.66 50.07 74.00 -23.93 40.42 34.55 7.90 32.80 200 36 PEAK	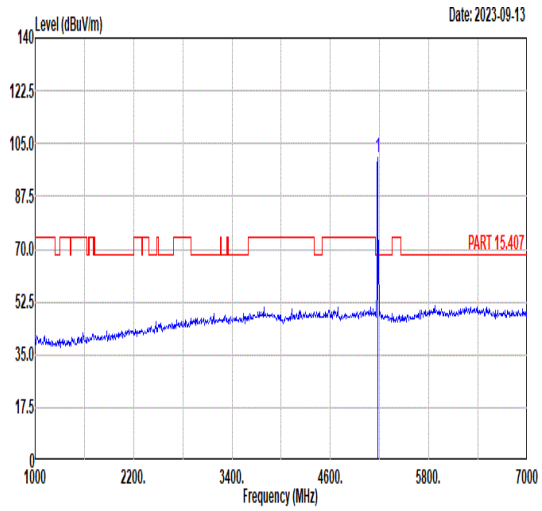 Freq Level Limit Line Margin Read Level Ant Factor Cable Loss Preamp Factor APos TPos Remark MHz dBuV/m dBuV/m dB dBuV dB/m dB dB cm deg 1 5180.00 100.60 ------ ------ 91.02 34.53 7.94 32.89 200 36 PEAK
Avg	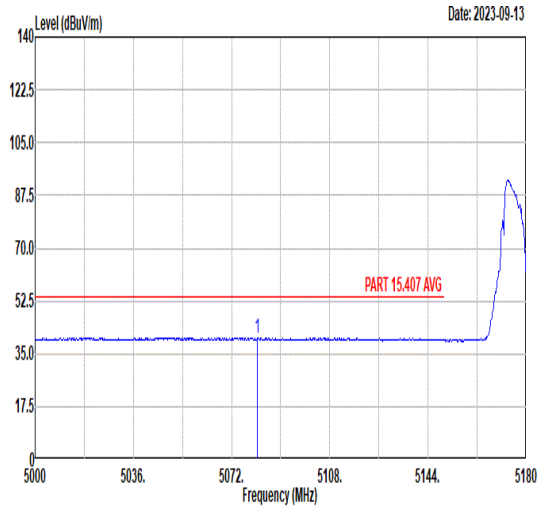 Freq Level Limit Line Margin Read Level Ant Factor Cable Loss Preamp Factor APos TPos Remark MHz dBuV/m dBuV/m dB dBuV dB/m dB dB cm deg 1 5081.54 40.40 54.00 -13.60 30.70 34.57 7.87 32.74 200 36 AVERAGE	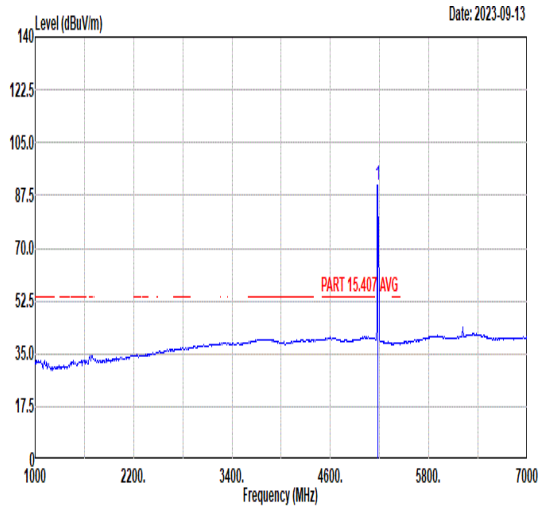 Freq Level Limit Line Margin Read Level Ant Factor Cable Loss Preamp Factor APos TPos Remark MHz dBuV/m dBuV/m dB dBuV dB/m dB dB cm deg 1 5180.00 91.12 ------ ------ 81.54 34.53 7.94 32.89 200 36 AVERAGE

Mode	59	
	Band Edge	
	U-NII-1_5.15-5.25_802.11be EHT20_CH36_Small RU 106+26 53+4 _5180MHz	
ANT	CDD 9+15	
Pol.	Horizontal	Fundamental
Peak	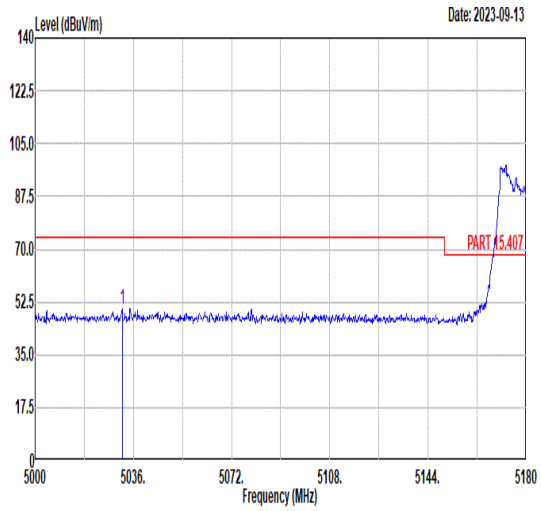 Freq Level Limit Line Margin Read Level Ant Factor Cable Loss Preamp Factor APos TPos Remark MHz dBuV/m dBuV/m dB dBuV dB/m dB dB cm deg 1 5031.86 50.42 74.00 -23.58 40.64 34.59 7.84 32.65 153 360 PEAK	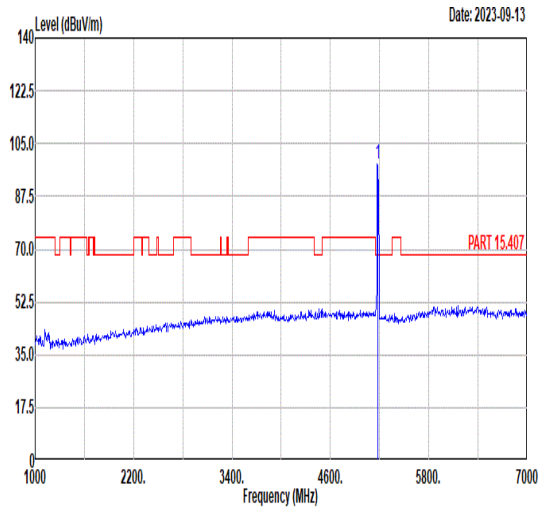 Freq Level Limit Line Margin Read Level Ant Factor Cable Loss Preamp Factor APos TPos Remark MHz dBuV/m dBuV/m dB dBuV dB/m dB dB cm deg 1 5180.00 98.30 ------ ------ 88.72 34.53 7.93 32.88 153 360 PEAK
Avg	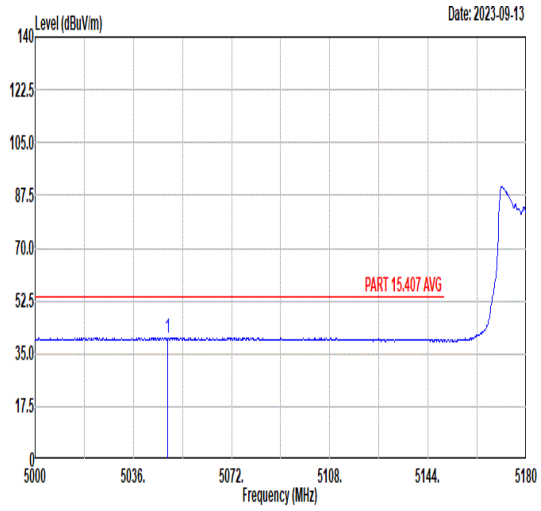 Freq Level Limit Line Margin Read Level Ant Factor Cable Loss Preamp Factor APos TPos Remark MHz dBuV/m dBuV/m dB dBuV dB/m dB dB cm deg 1 5048.60 40.30 54.00 -13.70 30.55 34.58 7.85 32.68 153 360 AVERAGE	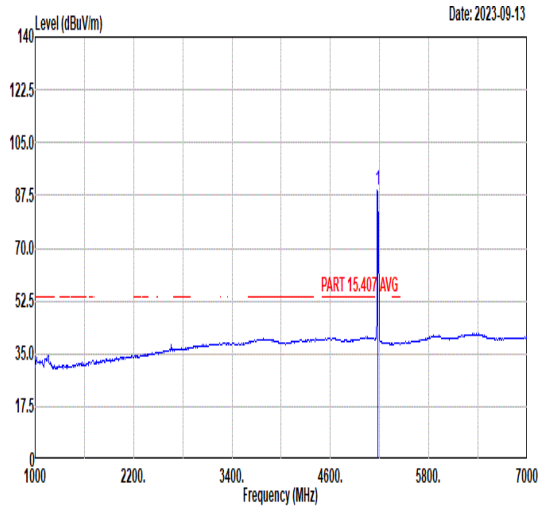 Freq Level Limit Line Margin Read Level Ant Factor Cable Loss Preamp Factor APos TPos Remark MHz dBuV/m dBuV/m dB dBuV dB/m dB dB cm deg 1 5180.00 89.20 ------ ------ 79.62 34.53 7.93 32.88 153 360 AVERAGE

Mode	59	
	Band Edge	
	U-NII-1_5.15-5.25_802.11be EHT20_CH36_Small RU 106+26 53+4 _5180MHz	
ANT	CDD 9+15	
Pol.	Vertical	Fundamental
Peak	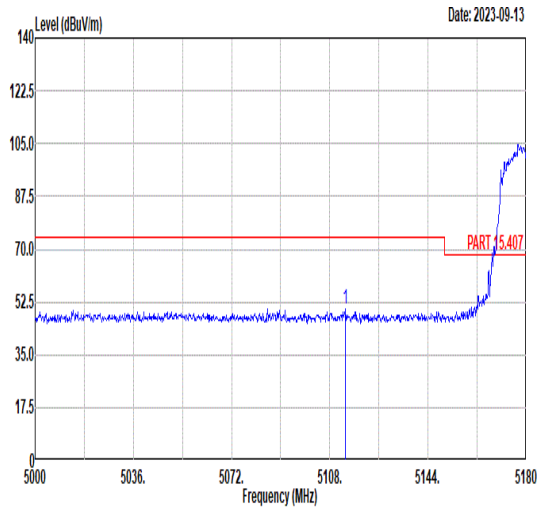 Freq Level Limit Line Margin Read Level Ant Factor Cable Loss Preamp Factor APos TPos Remark MHz dBuV/m dBuV/m dB dBuV dB/m dB dB cm deg 1 5113.76 50.35 74.00 -23.65 40.70 34.55 7.89 32.79 200 0 PEAK	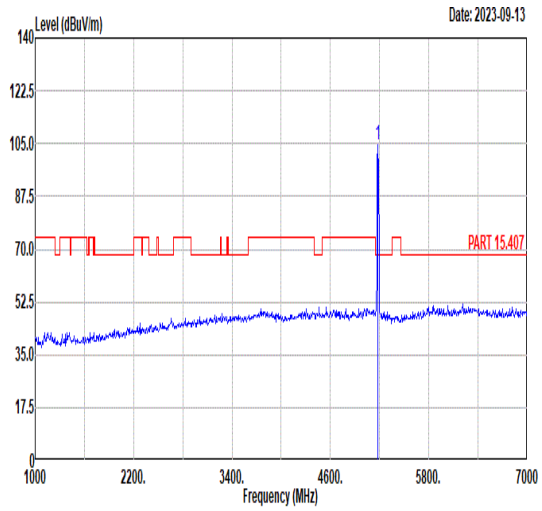 Freq Level Limit Line Margin Read Level Ant Factor Cable Loss Preamp Factor APos TPos Remark MHz dBuV/m dBuV/m dB dBuV dB/m dB dB cm deg 1 5180.00 104.55 ------ ------ 94.97 34.53 7.94 32.89 200 0 PEAK
Avg	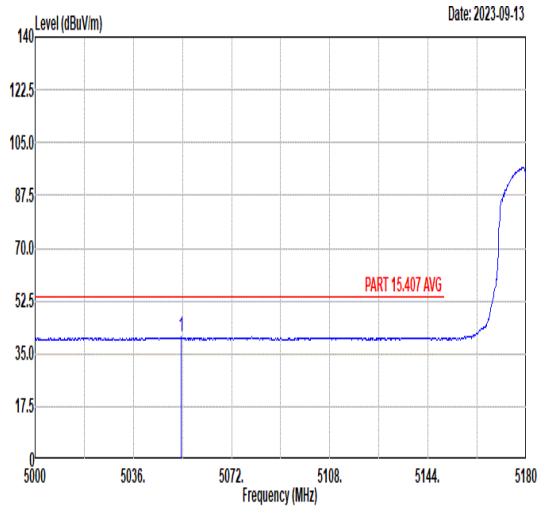 Freq Level Limit Line Margin Read Level Ant Factor Cable Loss Preamp Factor APos TPos Remark MHz dBuV/m dBuV/m dB dBuV dB/m dB dB cm deg 1 5053.64 40.58 54.00 -13.42 30.84 34.58 7.85 32.69 200 0 AVERAGE	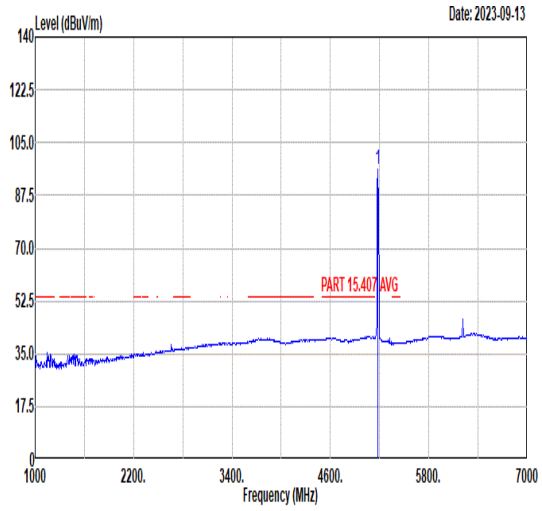 Freq Level Limit Line Margin Read Level Ant Factor Cable Loss Preamp Factor APos TPos Remark MHz dBuV/m dBuV/m dB dBuV dB/m dB dB cm deg 1 5180.00 96.39 ------ ------ 86.81 34.53 7.94 32.89 200 0 AVERAGE

Mode	60	
	Band Edge	
	U-NII-2A_5.25-5.35_802.11be EHT20_CH64_Small RU 52+26 39+7_5320MHz	
ANT	CDD 9+15	
Pol.	Horizontal	Fundamental
Peak	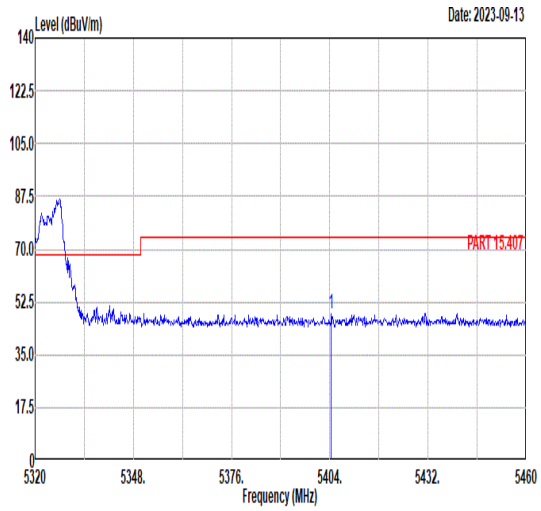 Freq Level Limit Line Margin Read Level Ant Factor Cable Loss Preamp Factor APos TPos Remark MHz dBuV/m dBuV/m dB dBuV dB/m dB dB cm deg 1 5404.42 48.69 74.00 -25.31 39.04 34.44 8.47 33.26 105 193 PEAK	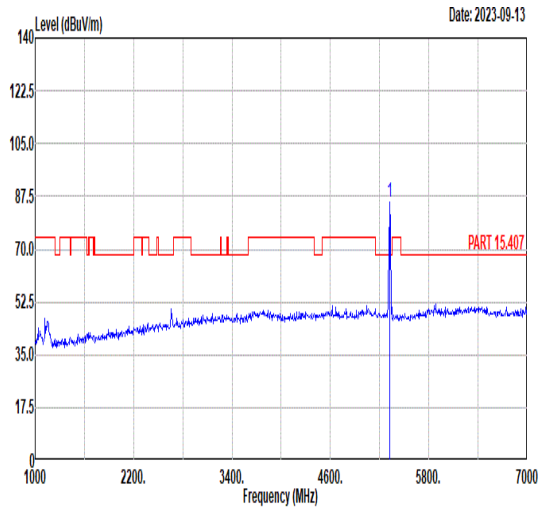 Freq Level Limit Line Margin Read Level Ant Factor Cable Loss Preamp Factor APos TPos Remark MHz dBuV/m dBuV/m dB dBuV dB/m dB dB cm deg 1 5320.00 85.54 ------ ------ 75.94 34.47 8.26 33.13 105 193 PEAK
Avg	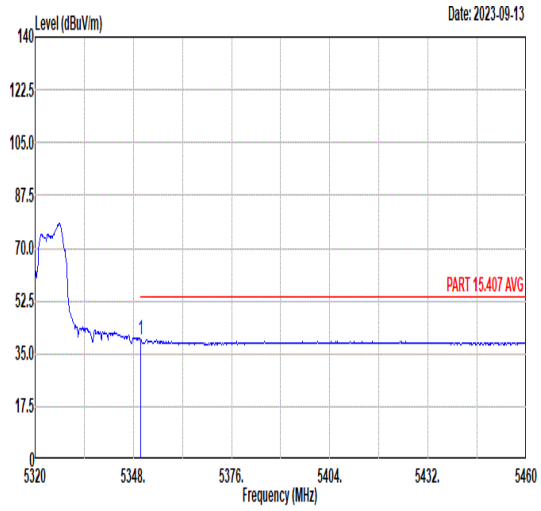 Freq Level Limit Line Margin Read Level Ant Factor Cable Loss Preamp Factor APos TPos Remark MHz dBuV/m dBuV/m dB dBuV dB/m dB dB cm deg 1 5350.10 39.88 54.00 -14.12 30.26 34.46 8.33 33.17 105 193 AVERAGE	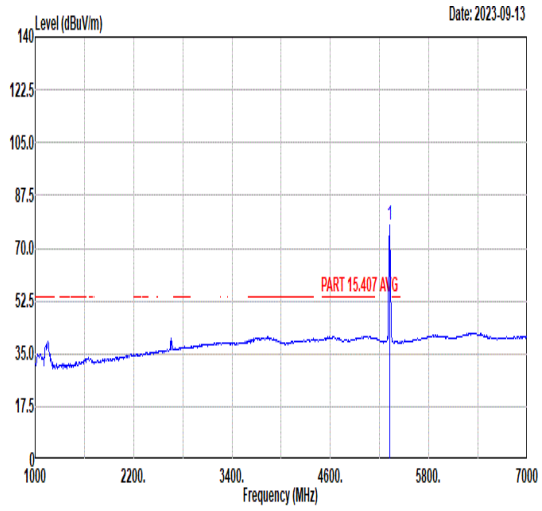 Freq Level Limit Line Margin Read Level Ant Factor Cable Loss Preamp Factor APos TPos Remark MHz dBuV/m dBuV/m dB dBuV dB/m dB dB cm deg 1 5320.00 77.82 ------ ------ 68.22 34.47 8.26 33.13 105 193 AVERAGE

Mode	60	
	Band Edge	
	U-NII-2A_5.25-5.35_802.11be EHT20_CH64_Small RU 52+26 39+7_5320MHz	
ANT	CDD 9+15	
Pol.	Vertical	Fundamental
Peak	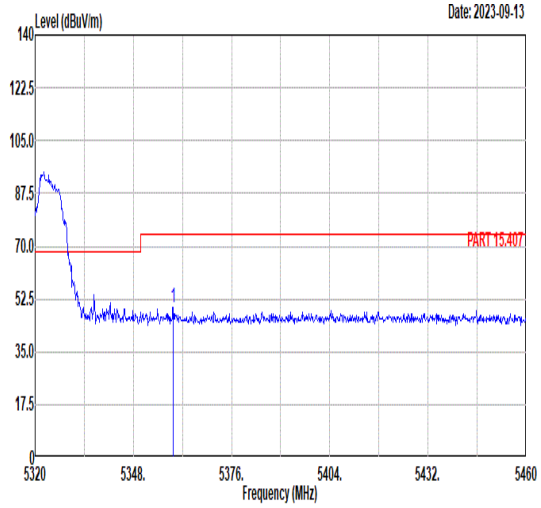 Freq Level Limit Line Margin Read Level Ant Factor Cable Loss Preamp Factor APos TPos Remark MHz dBuV/m dBuV/m dB dBuV dB/m dB dB cm deg 1 5359.34 49.82 74.00 -24.18 40.20 34.46 8.35 33.19 100 239 PEAK	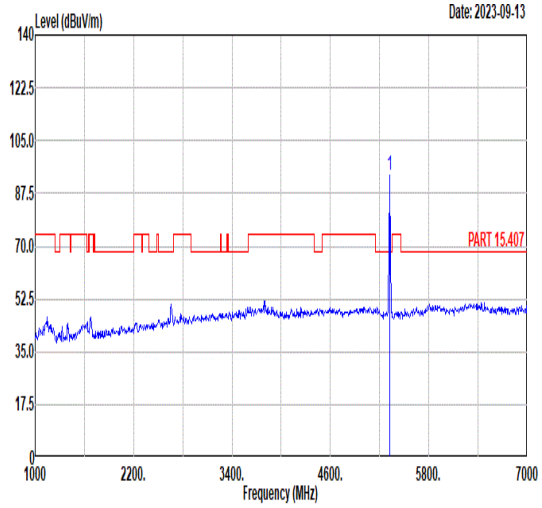 Freq Level Limit Line Margin Read Level Ant Factor Cable Loss Preamp Factor APos TPos Remark MHz dBuV/m dBuV/m dB dBuV dB/m dB dB cm deg 1 5320.00 93.45 ------ ------ 83.85 34.47 8.25 33.12 100 239 PEAK
Avg	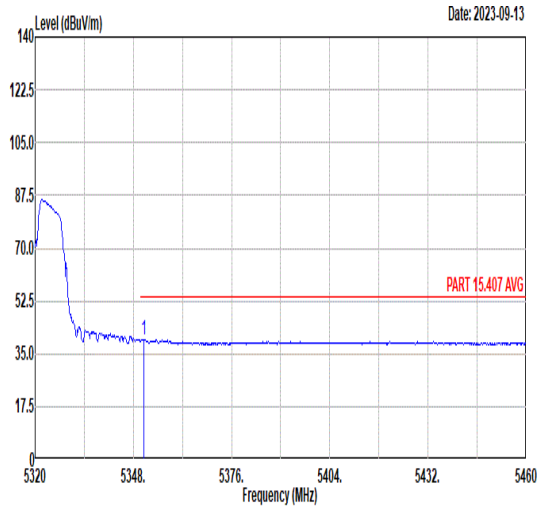 Freq Level Limit Line Margin Read Level Ant Factor Cable Loss Preamp Factor APos TPos Remark MHz dBuV/m dBuV/m dB dBuV dB/m dB dB cm deg 1 5351.08 39.62 54.00 -14.38 30.00 34.46 8.33 33.17 100 239 AVERAGE	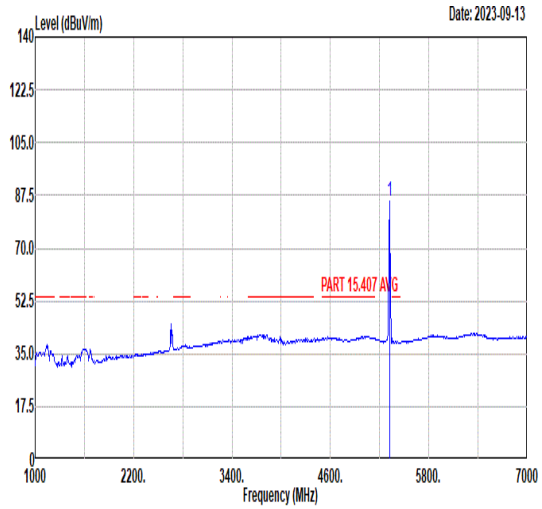 Freq Level Limit Line Margin Read Level Ant Factor Cable Loss Preamp Factor APos TPos Remark MHz dBuV/m dBuV/m dB dBuV dB/m dB dB cm deg 1 5320.00 85.66 ------ ------ 76.06 34.47 8.25 33.12 100 239 AVERAGE

Mode	61	
	Band Edge	
	U-NII-2A_5.25-5.35_802.11be EHT20_CH64_Small RU 106+26 54+4_5320MHz	
ANT	CDD 9+15	
Pol.	Horizontal	Fundamental
Peak	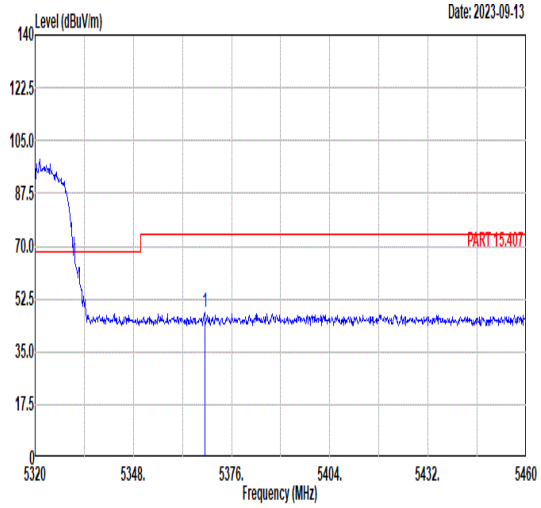 Freq Level Limit Line Margin Read Level Ant Factor Cable Loss Preamp Factor APos TPos Remark MHz dBuV/m dBuV/m dB dBuV dB/m dB dB cm deg 1 5368.30 48.00 74.00 -26.00 38.37 34.45 8.38 33.20 248 205 PEAK	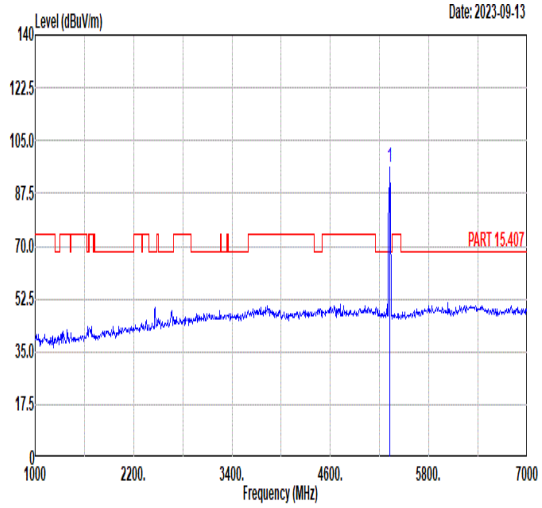 Freq Level Limit Line Margin Read Level Ant Factor Cable Loss Preamp Factor APos TPos Remark MHz dBuV/m dBuV/m dB dBuV dB/m dB dB cm deg 1 5320.00 96.07 ------ ------ 86.47 34.47 8.25 33.12 248 205 PEAK
Avg	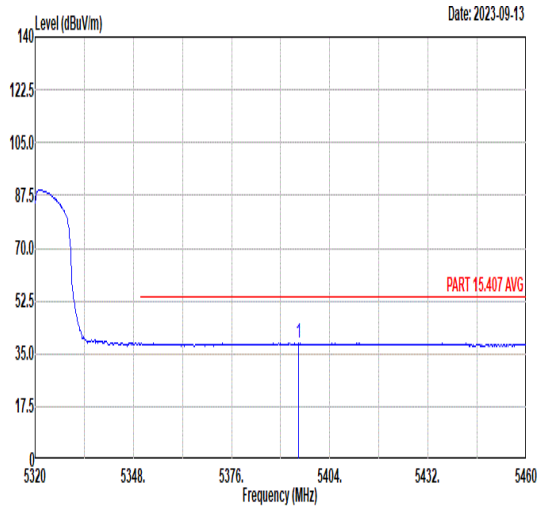 Freq Level Limit Line Margin Read Level Ant Factor Cable Loss Preamp Factor APos TPos Remark MHz dBuV/m dBuV/m dB dBuV dB/m dB dB cm deg 1 5395.04 38.68 54.00 -15.32 29.03 34.44 8.45 33.24 248 205 AVERAGE	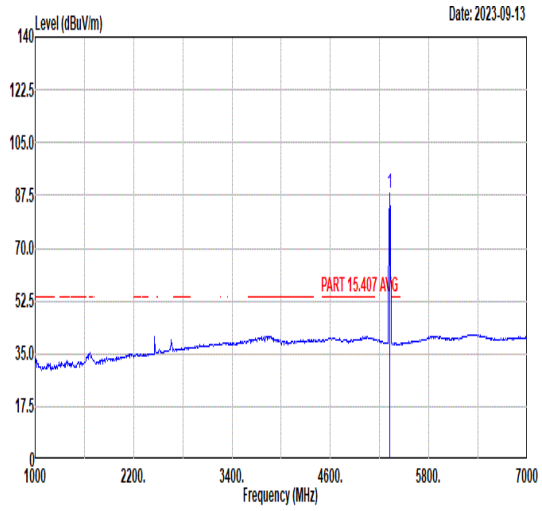 Freq Level Limit Line Margin Read Level Ant Factor Cable Loss Preamp Factor APos TPos Remark MHz dBuV/m dBuV/m dB dBuV dB/m dB dB cm deg 1 5320.00 88.44 ------ ------ 78.84 34.47 8.25 33.12 248 205 AVERAGE

Mode	61	
	Band Edge	
	U-NII-2A_5.25-5.35_802.11be EHT20_CH64_Small RU 106+26 54+4_5320MHz	
ANT	CDD 9+15	
Pol.	Vertical	Fundamental
Peak	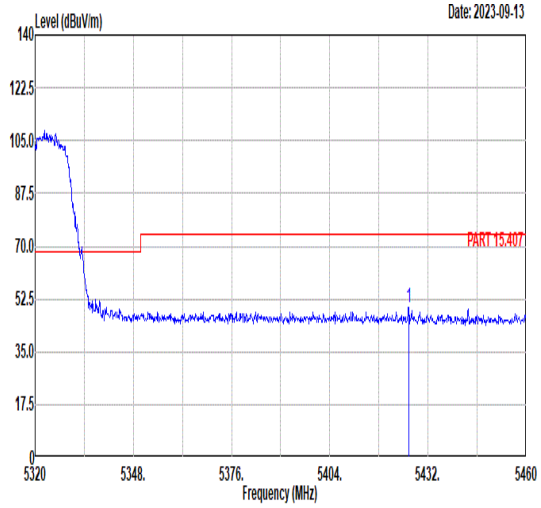 Freq Level Limit Line Margin Read Level Ant Factor Cable Loss Preamp Factor APos TPos Remark MHz dBuV/m dBuV/m dB dBuV dB/m dB dB cm deg 1 5426.54 49.91 74.00 -24.09 40.32 34.43 8.45 33.29 200 3 PEAK	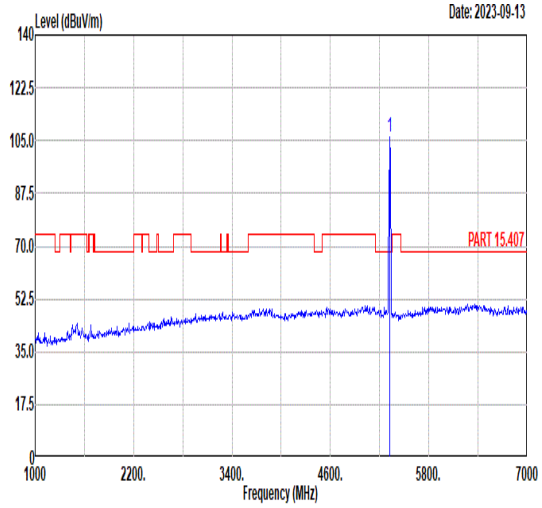 Freq Level Limit Line Margin Read Level Ant Factor Cable Loss Preamp Factor APos TPos Remark MHz dBuV/m dBuV/m dB dBuV dB/m dB dB cm deg 1 5320.00 106.29 ------ ------ 96.69 34.47 8.26 33.13 200 3 PEAK
Avg	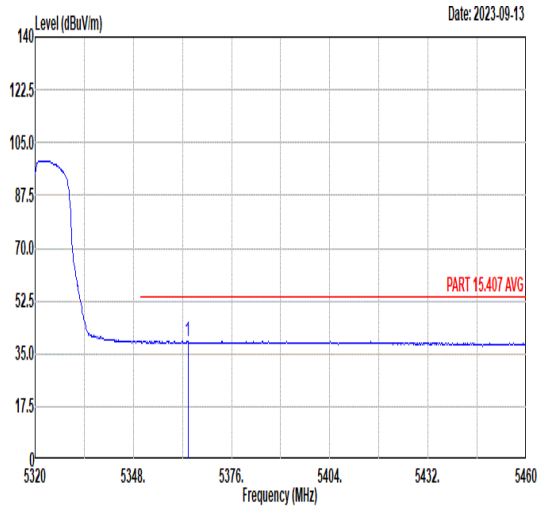 Freq Level Limit Line Margin Read Level Ant Factor Cable Loss Preamp Factor APos TPos Remark MHz dBuV/m dBuV/m dB dBuV dB/m dB dB cm deg 1 5363.54 39.31 54.00 -14.69 29.69 34.45 8.36 33.19 200 3 AVERAGE	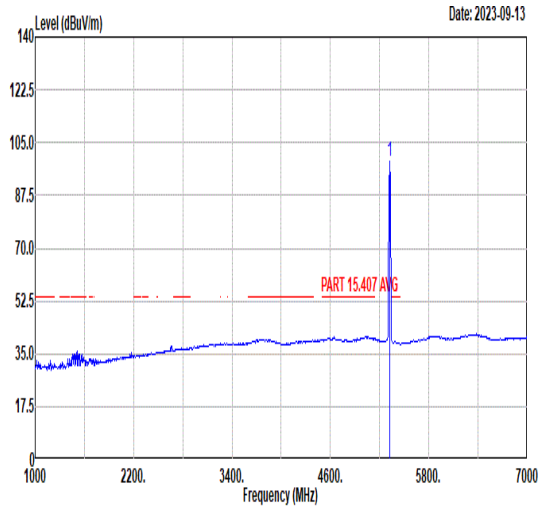 Freq Level Limit Line Margin Read Level Ant Factor Cable Loss Preamp Factor APos TPos Remark MHz dBuV/m dBuV/m dB dBuV dB/m dB dB cm deg 1 5320.00 98.81 ------ ------ 89.21 34.47 8.25 33.12 200 3 AVERAGE

Mode	62	
	Band Edge	
	U-NII-2C_5.47-5.725_802.11be EHT20_CH100_Small RU 52+26 38+1 _5500MHz	
ANT	CDD 9+15	
Pol.	Horizontal	Fundamental
Peak	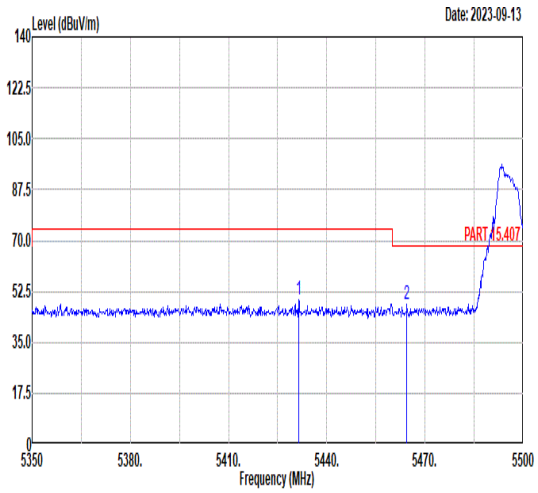 Freq Level Limit Line Margin Read Level Ant Factor Cable Loss Preamp Factor APos TPos Remark MHz dBuV/m dBuV/m dB dBuV dB/m dB dB cm deg 1 5431.45 49.56 74.00 -24.44 39.98 34.43 8.45 33.30 280 29 PEAK 2 5464.45 48.23 68.30 -20.07 38.78 34.41 8.40 33.36 280 29 PEAK	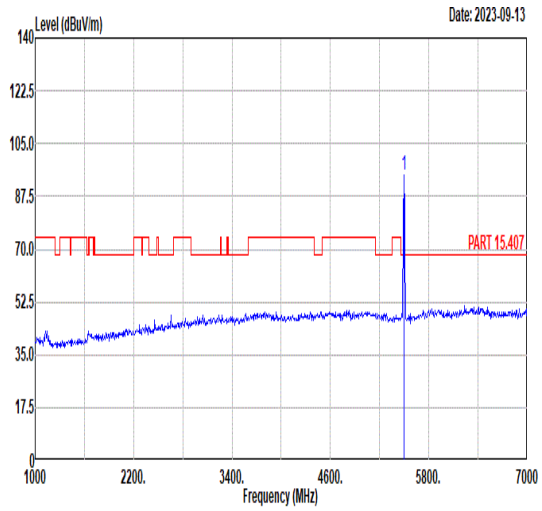 Freq Level Limit Line Margin Read Level Ant Factor Cable Loss Preamp Factor APos TPos Remark MHz dBuV/m dBuV/m dB dBuV dB/m dB dB cm deg 1 5500.00 94.51 ------ ------ 85.15 34.40 8.36 33.40 280 29 PEAK
Avg	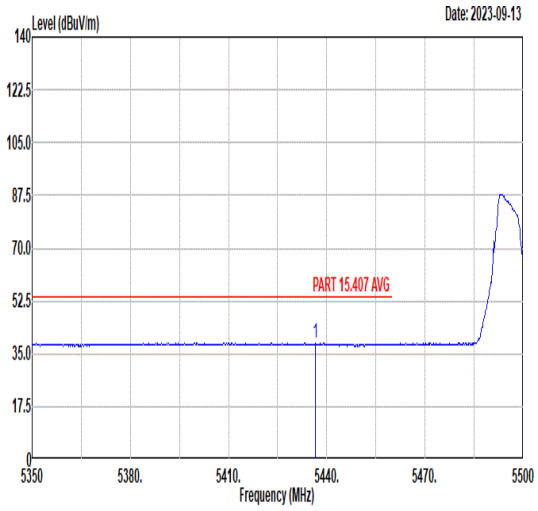 Freq Level Limit Line Margin Read Level Ant Factor Cable Loss Preamp Factor APos TPos Remark MHz dBuV/m dBuV/m dB dBuV dB/m dB dB cm deg 1 5436.55 38.48 54.00 -15.52 28.92 34.43 8.44 33.31 280 29 AVERAGE	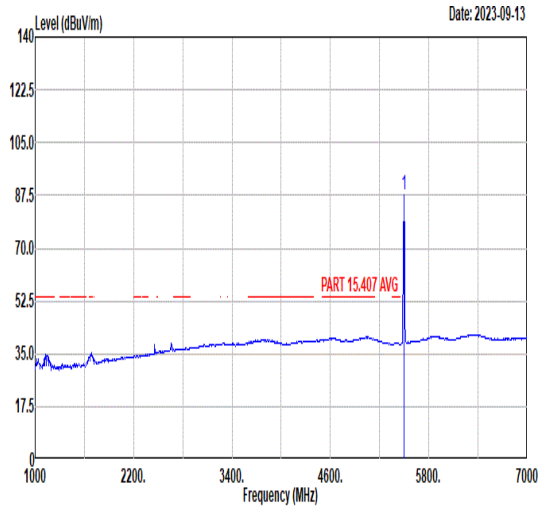 Freq Level Limit Line Margin Read Level Ant Factor Cable Loss Preamp Factor APos TPos Remark MHz dBuV/m dBuV/m dB dBuV dB/m dB dB cm deg 1 5500.00 87.94 ------ ------ 78.58 34.40 8.36 33.40 280 29 AVERAGE

Mode	62	
	Band Edge	
	U-NII-2C_5.47-5.725_802.11be EHT20_CH100_Small RU 52+26 38+1 _5500MHz	
ANT	CDD 9+15	
Pol.	Vertical	Fundamental
Peak	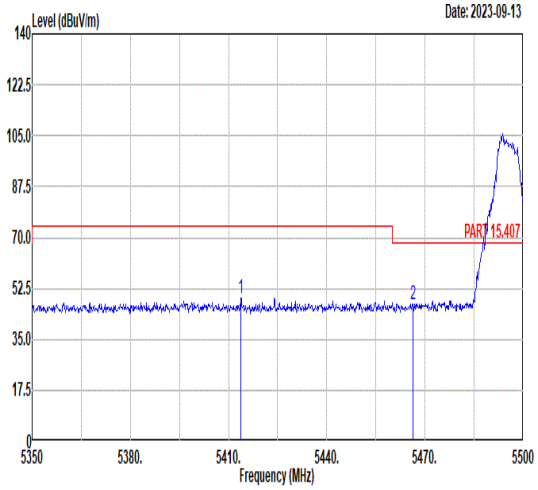 Freq Level Limit Line Margin Read Level Ant Factor Cable Loss Preamp Factor APos TPos Remark MHz dBuV/m dBuV/m dB dBuV dB/m dB dB cm deg 1 5413.75 49.18 74.00 -24.82 39.55 34.43 8.47 33.27 300 360 PEAK 2 5466.25 47.26 68.30 -21.04 37.81 34.41 8.40 33.36 300 360 PEAK	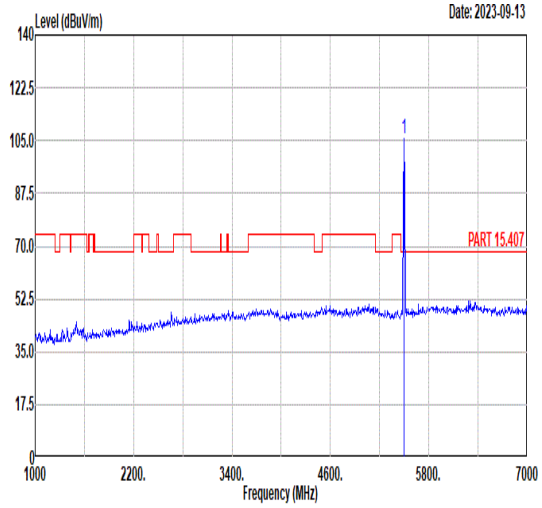 Freq Level Limit Line Margin Read Level Ant Factor Cable Loss Preamp Factor APos TPos Remark MHz dBuV/m dBuV/m dB dBuV dB/m dB dB cm deg 1 5500.00 105.53 ------ ------ 96.17 34.40 8.36 33.40 300 360 PEAK
Avg	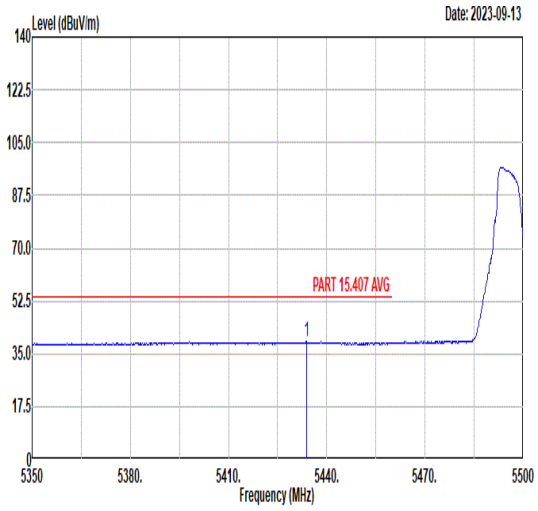 Freq Level Limit Line Margin Read Level Ant Factor Cable Loss Preamp Factor APos TPos Remark MHz dBuV/m dBuV/m dB dBuV dB/m dB dB cm deg 1 5433.85 39.09 54.00 -14.91 29.53 34.43 8.44 33.31 300 360 AVERAGE	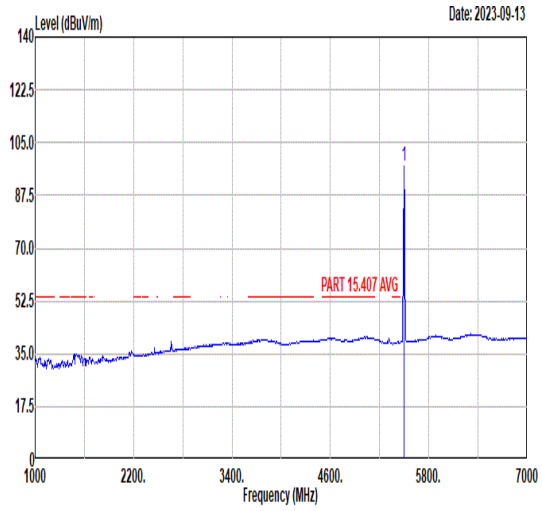 Freq Level Limit Line Margin Read Level Ant Factor Cable Loss Preamp Factor APos TPos Remark MHz dBuV/m dBuV/m dB dBuV dB/m dB dB cm deg 1 5500.00 97.05 ------ ------ 87.69 34.40 8.36 33.40 300 360 AVERAGE

Mode	63	
	Band Edge	
	U-NII-2C_5.47-5.725_802.11be EHT20_CH100_Small RU 106+26 53+4 _5500MHz	
ANT	CDD 9+15	
Pol.	Horizontal	Fundamental
Peak	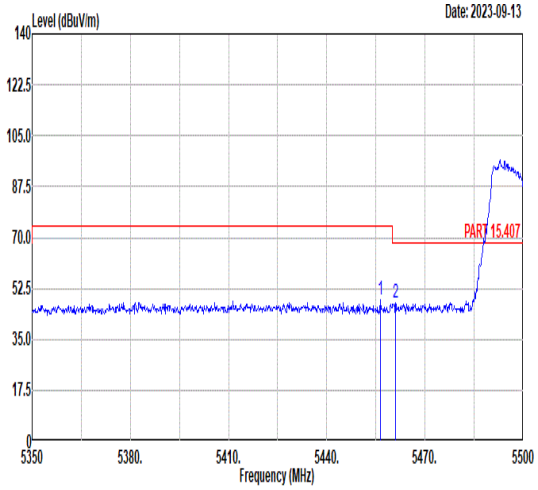 Freq Level Limit Line Margin Read Level Ant Factor Cable Loss Preamp Factor APos TPos Remark MHz dBuV/m dBuV/m dB dBuV dB/m dB dB cm deg 1 5456.35 48.73 74.00 -25.27 39.24 34.42 8.41 33.34 100 0 PEAK 2 5461.00 47.58 68.30 -20.72 38.10 34.42 8.41 33.35 100 0 PEAK	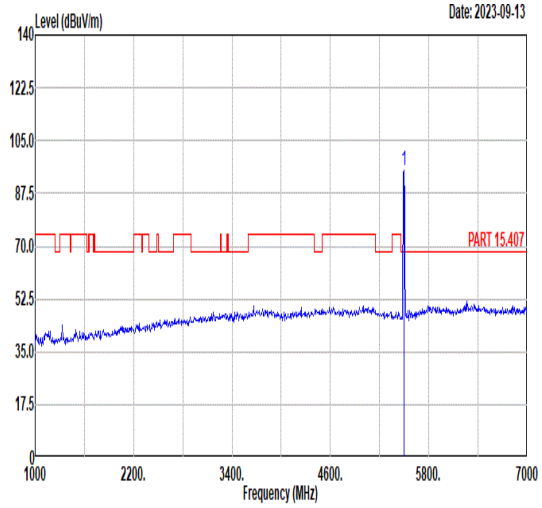 Freq Level Limit Line Margin Read Level Ant Factor Cable Loss Preamp Factor APos TPos Remark MHz dBuV/m dBuV/m dB dBuV dB/m dB dB cm deg 1 5500.00 94.99 ------ ------ 85.63 34.40 8.36 33.40 100 0 PEAK
Avg	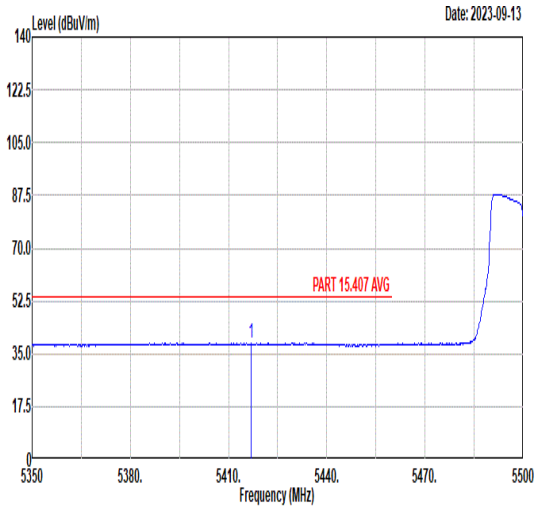 Freq Level Limit Line Margin Read Level Ant Factor Cable Loss Preamp Factor APos TPos Remark MHz dBuV/m dBuV/m dB dBuV dB/m dB dB cm deg 1 5416.90 38.45 54.00 -15.55 28.83 34.43 8.47 33.28 100 0 AVERAGE	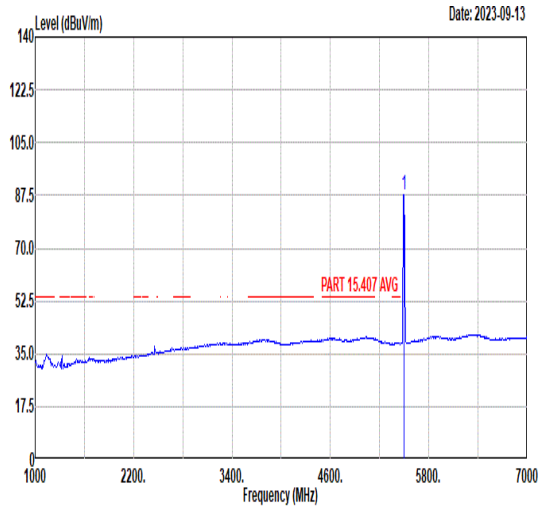 Freq Level Limit Line Margin Read Level Ant Factor Cable Loss Preamp Factor APos TPos Remark MHz dBuV/m dBuV/m dB dBuV dB/m dB dB cm deg 1 5500.00 87.89 ------ ------ 78.53 34.40 8.36 33.40 100 0 AVERAGE

Mode	63	
	Band Edge	
	U-NII-2C_5.47-5.725_802.11be EHT20_CH100_Small RU 106+26 53+4 _5500MHz	
ANT	CDD 9+15	
Pol.	Vertical	Fundamental
Peak	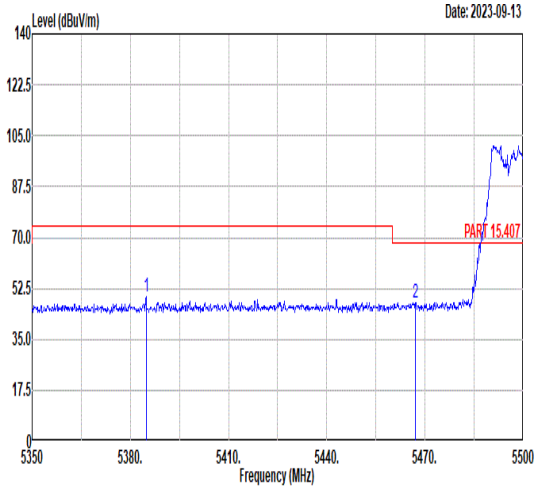 Freq Level Limit Line Margin Read Level Ant Factor Cable Loss Preamp Factor APos TPos Remark MHz dBuV/m dBuV/m dB dBuV dB/m dB dB cm deg 1 5384.80 49.73 74.00 -24.27 40.09 34.45 8.42 33.23 200 1 PEAK 2 5467.15 47.44 68.30 -20.86 37.99 34.41 8.40 33.36 200 1 PEAK	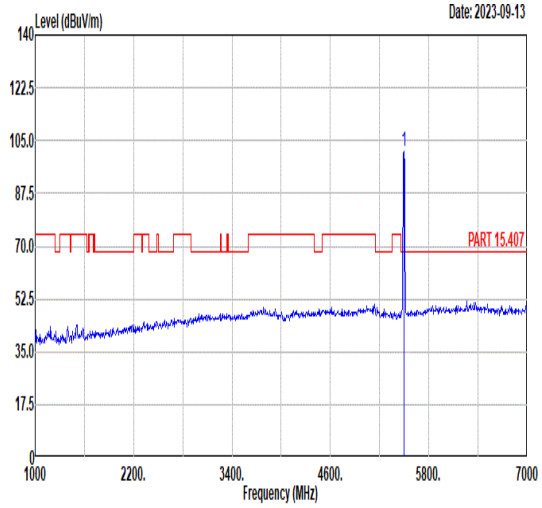 Freq Level Limit Line Margin Read Level Ant Factor Cable Loss Preamp Factor APos TPos Remark MHz dBuV/m dBuV/m dB dBuV dB/m dB dB cm deg 1 5500.00 101.21 ------ ------ 91.85 34.40 8.36 33.40 200 1 PEAK
Avg	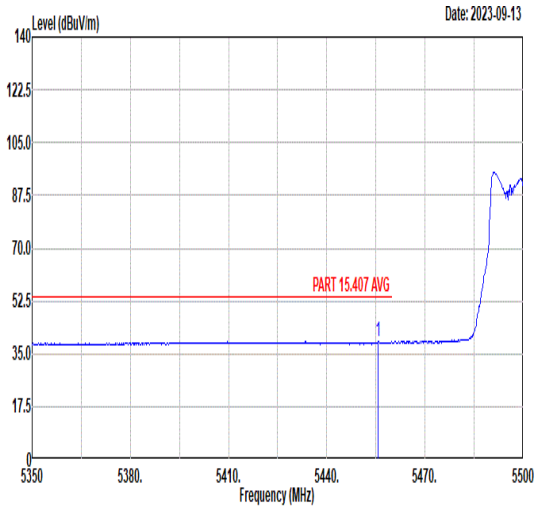 Freq Level Limit Line Margin Read Level Ant Factor Cable Loss Preamp Factor APos TPos Remark MHz dBuV/m dBuV/m dB dBuV dB/m dB dB cm deg 1 5455.75 39.00 54.00 -15.00 29.50 34.42 8.42 33.34 200 1 AVERAGE	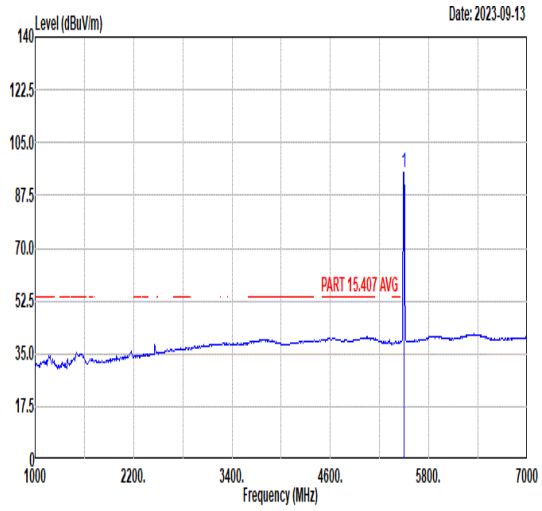 Freq Level Limit Line Margin Read Level Ant Factor Cable Loss Preamp Factor APos TPos Remark MHz dBuV/m dBuV/m dB dBuV dB/m dB dB cm deg 1 5500.00 94.98 ------ ------ 85.62 34.40 8.36 33.40 200 1 AVERAGE

Mode	64	
	Band Edge	
	U-NII-2C_5.47-5.725_802.11be EHT20_CH140_Small RU 52+26 39+7_5700MHz	
ANT	CDD 9+15	
Pol.	Horizontal	Fundamental
Peak	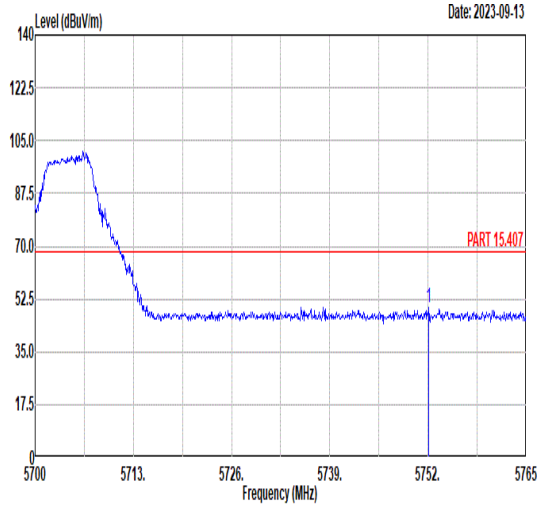 Freq Level Limit Line Margin Read Level Ant Factor Cable Loss Preamp Factor APos TPos Remark MHz dBuV/m dBuV/m dB dBuV dB/m dB dB cm deg 1 5752.13 49.66 68.30 -18.64 39.29 34.95 8.77 33.35 269 57 PEAK	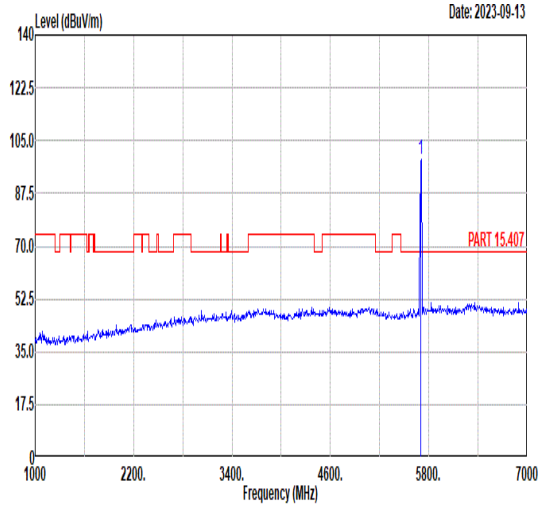 Freq Level Limit Line Margin Read Level Ant Factor Cable Loss Preamp Factor APos TPos Remark MHz dBuV/m dBuV/m dB dBuV dB/m dB dB cm deg 1 5700.00 98.72 ------ ------ 88.60 34.86 8.62 33.36 269 57 PEAK
Avg	Blank	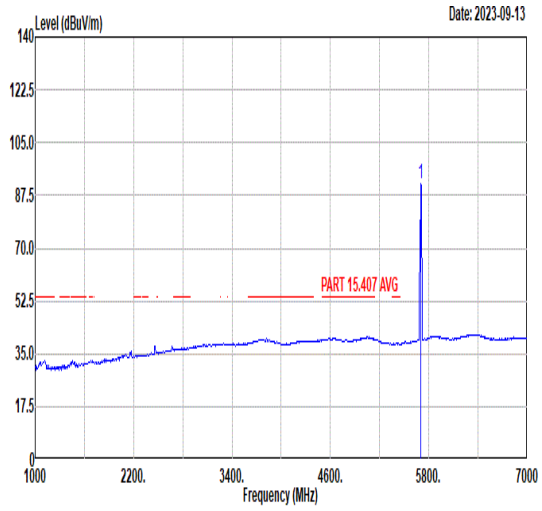 Freq Level Limit Line Margin Read Level Ant Factor Cable Loss Preamp Factor APos TPos Remark MHz dBuV/m dBuV/m dB dBuV dB/m dB dB cm deg 1 5700.00 91.25 ------ ------ 81.16 34.85 8.60 33.36 269 57 AVERAGE

Mode	64	
	Band Edge	
	U-NII-2C_5.47-5.725_802.11be EHT20_CH140_Small RU 52+26 39+7_5700MHz	
ANT	CDD 9+15	
Pol.	Vertical	Fundamental
Peak	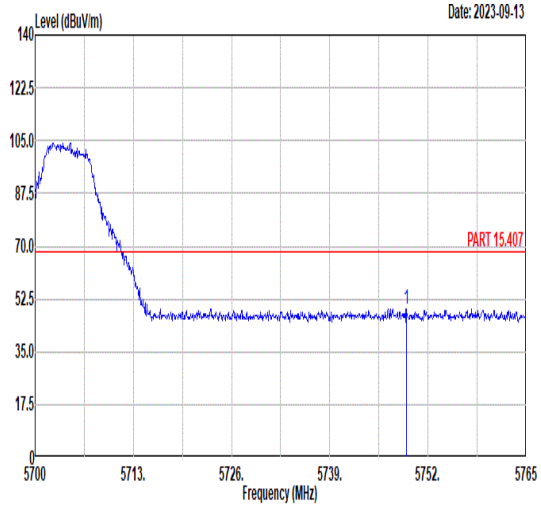 Freq Level Limit Line Margin Read Level Ant Factor Cable Loss Preamp Factor APos TPos Remark MHz dBuV/m dBuV/m dB dBuV dB/m dB dB cm deg 1 5749.14 49.37 68.30 -18.93 39.01 34.95 8.76 33.35 269 57 PEAK	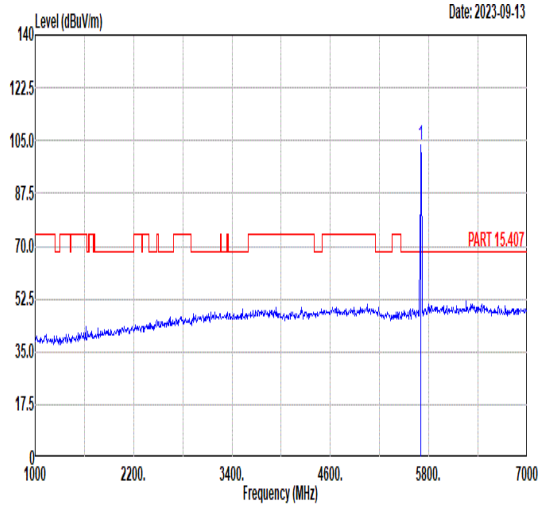 Freq Level Limit Line Margin Read Level Ant Factor Cable Loss Preamp Factor APos TPos Remark MHz dBuV/m dBuV/m dB dBuV dB/m dB dB cm deg 1 5700.00 103.53 ------ ------ 93.44 34.85 8.60 33.36 269 57 PEAK
Avg	Blank	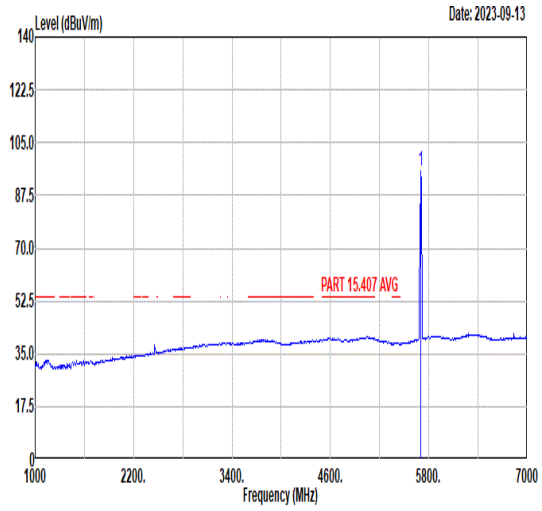 Freq Level Limit Line Margin Read Level Ant Factor Cable Loss Preamp Factor APos TPos Remark MHz dBuV/m dBuV/m dB dBuV dB/m dB dB cm deg 1 5700.00 95.58 ------ ------ 85.49 34.85 8.60 33.36 269 57 AVERAGE

Mode	65	
	Band Edge	
	U-NII-2C_5.47-5.725_802.11be EHT20_CH140_Small RU 106+26 54+4_5700MHz	
ANT	CDD 9+15	
Pol.	Horizontal	Fundamental
Peak	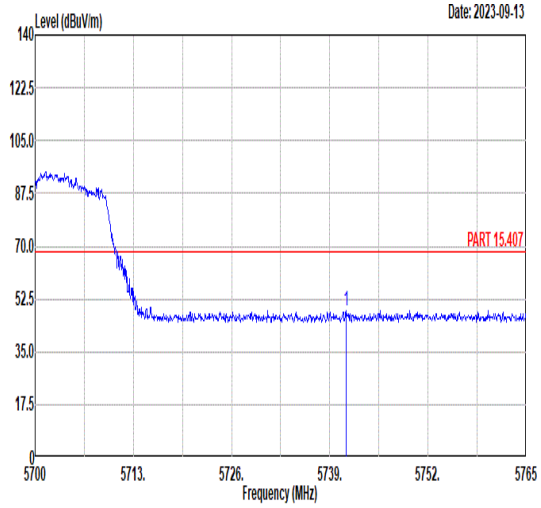 Freq Level Limit Line Margin Read Level Ant Factor Cable Loss Preamp Factor APos TPos Remark MHz dBuV/m dBuV/m dB dBuV dB/m dB dB cm deg 1 5741.15 48.83 68.30 -19.47 38.52 34.93 8.73 33.35 117 360 PEAK	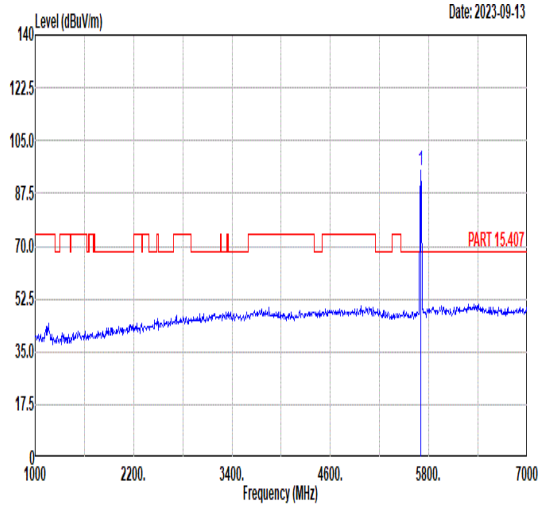 Freq Level Limit Line Margin Read Level Ant Factor Cable Loss Preamp Factor APos TPos Remark MHz dBuV/m dBuV/m dB dBuV dB/m dB dB cm deg 1 5700.00 94.87 ------ ------ 84.78 34.85 8.60 33.36 117 360 PEAK
Avg	Blank	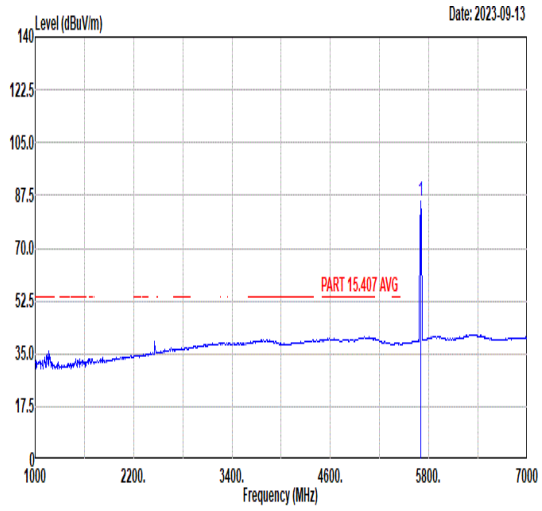 Freq Level Limit Line Margin Read Level Ant Factor Cable Loss Preamp Factor APos TPos Remark MHz dBuV/m dBuV/m dB dBuV dB/m dB dB cm deg 1 5700.00 85.77 ------ ------ 75.68 34.85 8.60 33.36 117 360 AVERAGE

Mode	65	
	Band Edge	
	U-NII-2C_5.47-5.725_802.11be EHT20_CH140_Small RU 106+26 54+4_5700MHz	
ANT	CDD 9+15	
Pol.	Vertical	Fundamental
Peak	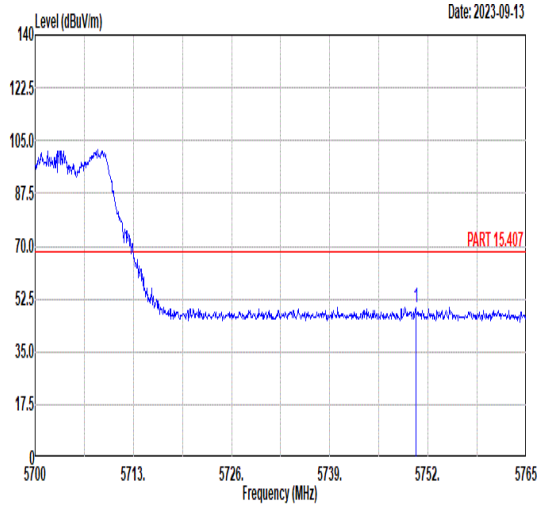 Freq Level Limit Line Margin Read Level Ant Factor Cable Loss Preamp Factor APos TPos Remark MHz dBuV/m dBuV/m dB dBuV dB/m dB dB cm deg 1 5750.38 49.71 68.30 -18.59 39.34 34.95 8.77 33.35 272 360 PEAK	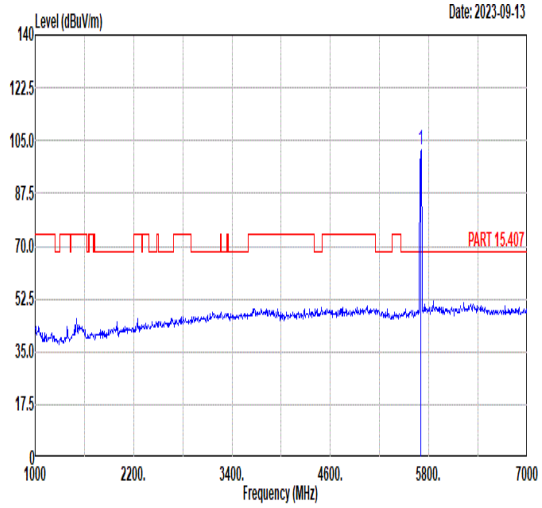 Freq Level Limit Line Margin Read Level Ant Factor Cable Loss Preamp Factor APos TPos Remark MHz dBuV/m dBuV/m dB dBuV dB/m dB dB cm deg 1 5700.00 101.72 ------ ------ 91.60 34.86 8.62 33.36 272 360 PEAK
Avg	Blank	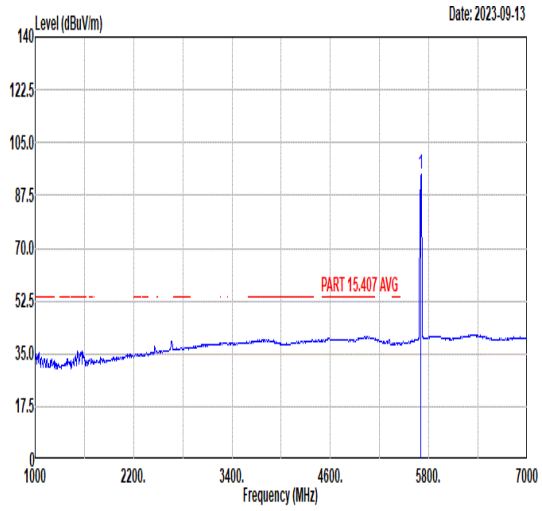 Freq Level Limit Line Margin Read Level Ant Factor Cable Loss Preamp Factor APos TPos Remark MHz dBuV/m dBuV/m dB dBuV dB/m dB dB cm deg 1 5700.00 94.61 ------ ------ 84.49 34.86 8.62 33.36 272 360 AVERAGE

Mode	66
	Band Edge
	U-NII-3_5.725-5.85_802.11be EHT20_CH149_Small RU 52+26 38+1 _5745MHz
ANT	CDD 9+15

Pol.	Horizontal	Fundamental
Peak	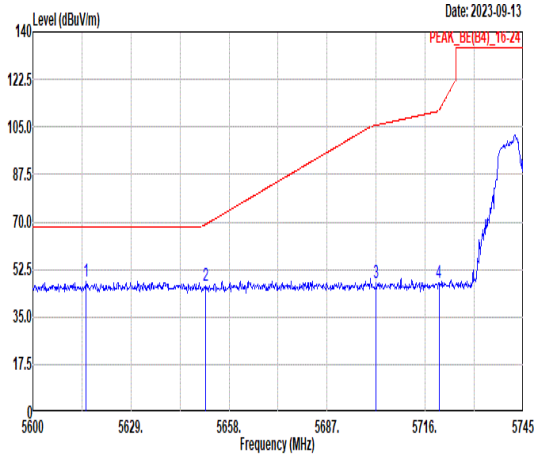 Freq Level Limit Line Margin Read Level Ant Factor Cable Loss Preamp Factor APos TPos Remark MHz dBuV/m dBuV/m dB dBuV dB/m dB dB cm deg 1 5615.66 48.01 68.30 -20.29 38.47 34.65 8.27 33.38 100 57 PEAK 2 5651.04 46.66 69.07 -22.41 36.90 34.73 8.40 33.37 100 57 PEAK 3 5701.50 47.29 105.62 -58.33 37.22 34.84 8.59 33.36 100 57 PEAK 4 5720.06 47.56 110.94 -63.38 37.38 34.88 8.66 33.36 100 57 PEAK	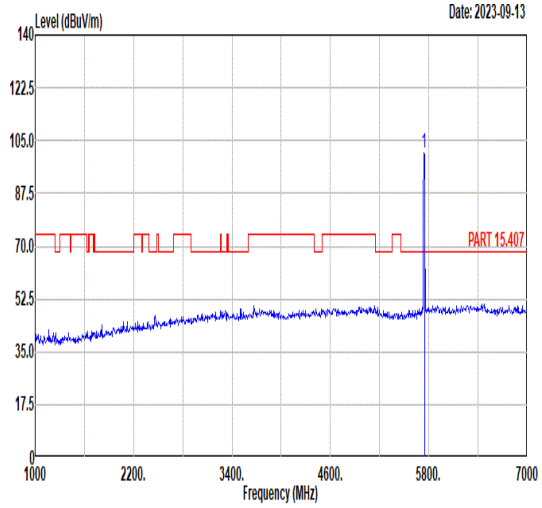 Freq Level Limit Line Margin Read Level Ant Factor Cable Loss Preamp Factor APos TPos Remark MHz dBuV/m dBuV/m dB dBuV dB/m dB dB cm deg 1 5745.00 100.75 ------ ------ 90.44 34.93 8.73 33.35 100 57 PEAK
Avg	Blank	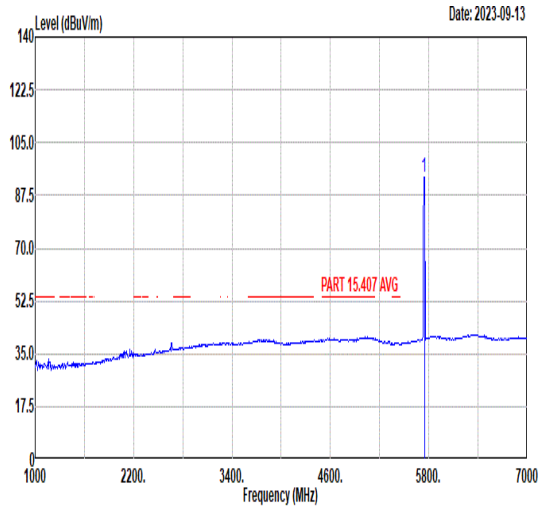 Freq Level Limit Line Margin Read Level Ant Factor Cable Loss Preamp Factor APos TPos Remark MHz dBuV/m dBuV/m dB dBuV dB/m dB dB cm deg 1 5745.00 93.51 ------ ------ 83.20 34.93 8.73 33.35 100 57 AVERAGE

Mode	66
	Band Edge
	U-NII-3_5.725-5.85_802.11be EHT20_CH149_Small RU 52+26 38+1 _5745MHz
ANT	CDD 9+15

Pol.	Vertical	Fundamental
Peak	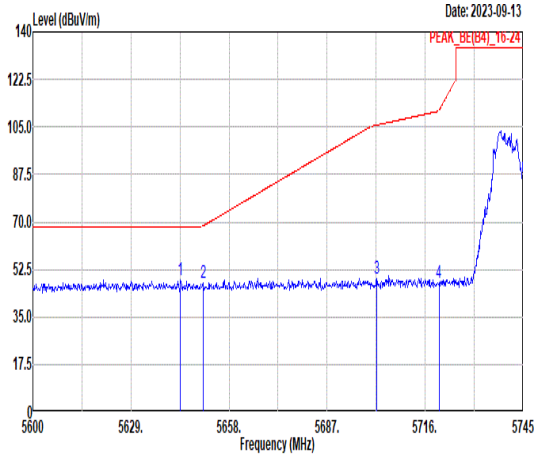 Freq Level Limit Line Margin Read Level Ant Factor Cable Loss Preamp Factor APos TPos Remark MHz dBuV/m dBuV/m dB dBuV dB/m dB dB cm deg 1 5643.65 48.52 68.30 -19.78 38.80 34.72 8.37 33.37 186 10 PEAK 2 5650.32 47.68 68.53 -20.85 37.92 34.73 8.40 33.37 186 10 PEAK 3 5701.65 49.02 105.66 -56.64 38.95 34.84 8.59 33.36 186 10 PEAK 4 5720.06 47.54 110.94 -63.40 37.36 34.88 8.66 33.36 186 10 PEAK	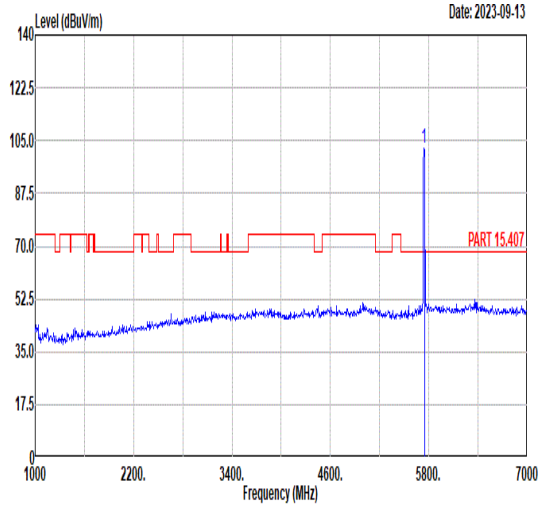 Freq Level Limit Line Margin Read Level Ant Factor Cable Loss Preamp Factor APos TPos Remark MHz dBuV/m dBuV/m dB dBuV dB/m dB dB cm deg 1 5745.00 102.50 ------ ------ 92.19 34.93 8.73 33.35 186 10 PEAK
Avg	Blank	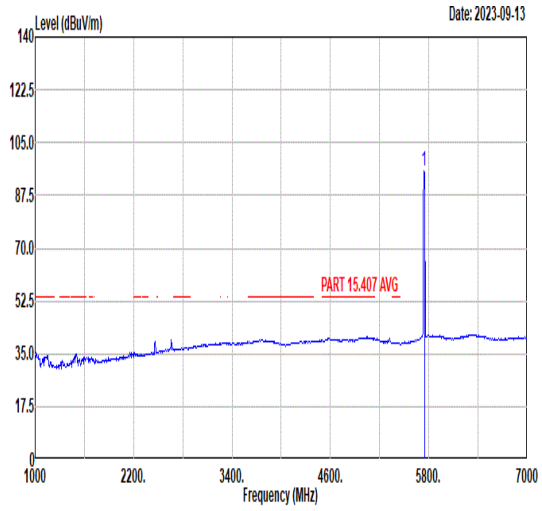 Freq Level Limit Line Margin Read Level Ant Factor Cable Loss Preamp Factor APos TPos Remark MHz dBuV/m dBuV/m dB dBuV dB/m dB dB cm deg 1 5745.00 95.59 ------ ------ 85.28 34.93 8.73 33.35 186 10 AVERAGE

Mode	67
	Band Edge
	U-NII-3_5.725-5.85_802.11be EHT20_CH149_Small RU 106+26 53+4 _5745MHz
ANT	CDD 9+15

Pol.	Horizontal	Fundamental
Peak	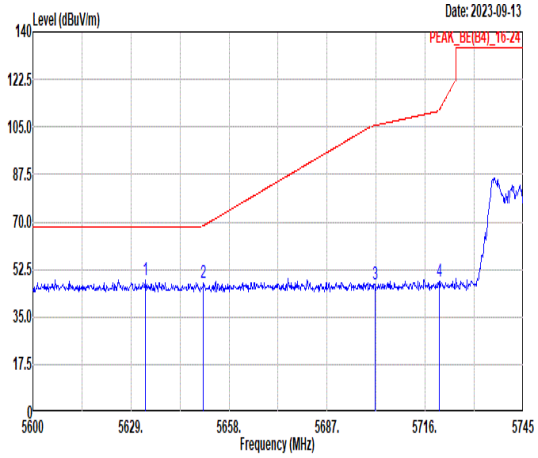 Freq Level Limit Line Margin Read Level Ant Factor Cable Loss Preamp Factor APos TPos Remark MHz dBuV/m dBuV/m dB dBuV dB/m dB dB cm deg 1 5633.35 48.70 68.30 -19.60 39.04 34.69 8.34 33.37 200 280 PEAK 2 5650.46 47.70 68.64 -20.94 37.94 34.73 8.40 33.37 200 280 PEAK 3 5701.21 47.20 105.54 -58.34 37.13 34.84 8.59 33.36 200 280 PEAK 4 5720.21 48.27 111.27 -63.00 38.09 34.88 8.66 33.36 200 280 PEAK	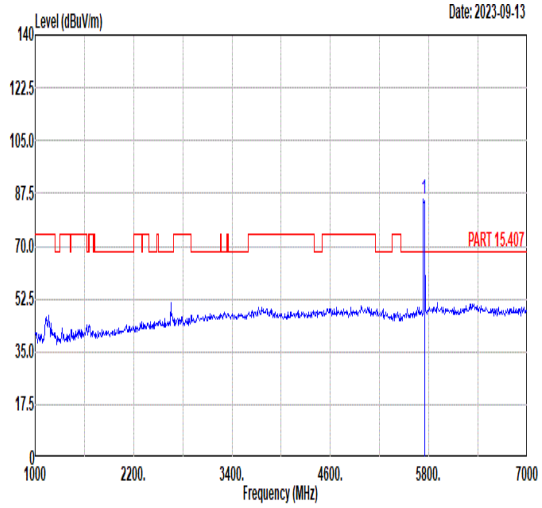 Freq Level Limit Line Margin Read Level Ant Factor Cable Loss Preamp Factor APos TPos Remark MHz dBuV/m dBuV/m dB dBuV dB/m dB dB cm deg 1 5745.00 85.48 ------ ------ 75.21 34.91 8.71 33.35 200 280 PEAK
Avg	Blank	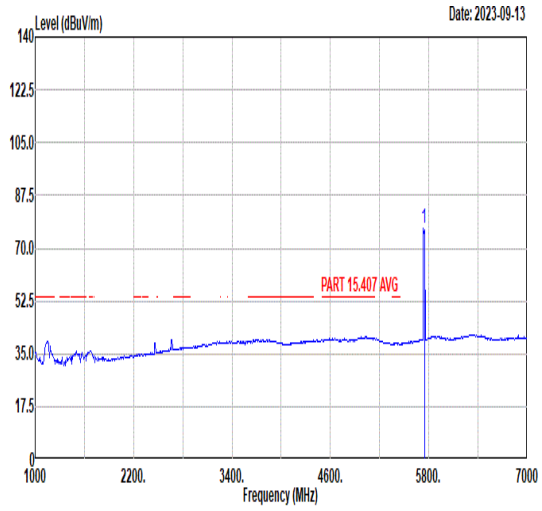 Freq Level Limit Line Margin Read Level Ant Factor Cable Loss Preamp Factor APos TPos Remark MHz dBuV/m dBuV/m dB dBuV dB/m dB dB cm deg 1 5745.00 76.53 ------ ------ 66.26 34.91 8.71 33.35 200 280 AVERAGE

Mode	67	
	Band Edge	
	U-NII-3_5.725-5.85_802.11be EHT20_CH149_Small RU 106+26 53+4 _5745MHz	
ANT	CDD 9+15	
Pol.	Vertical	Fundamental
Peak	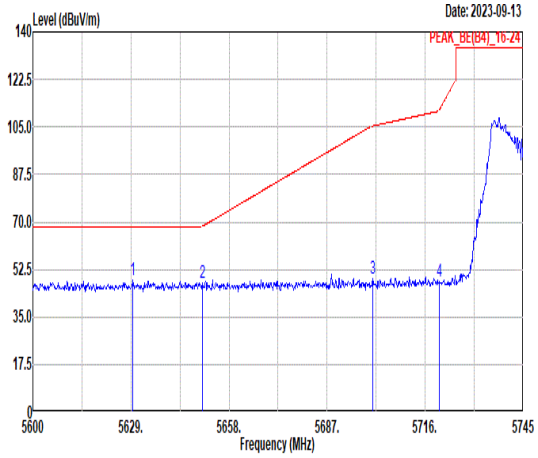 Freq Level Limit Line Margin Read Level Ant Factor Cable Loss Preamp Factor APos TPos Remark MHz dBuV/m dBuV/m dB dBuV dB/m dB dB cm deg 1 5629.58 48.48 68.30 -19.82 38.84 34.69 8.32 33.37 186 360 PEAK 2 5650.03 47.48 68.32 -20.84 37.72 34.73 8.40 33.37 186 360 PEAK 3 5700.49 49.10 105.34 -56.24 39.04 34.84 8.58 33.36 186 360 PEAK 4 5720.21 48.02 111.27 -63.25 37.84 34.88 8.66 33.36 186 360 PEAK	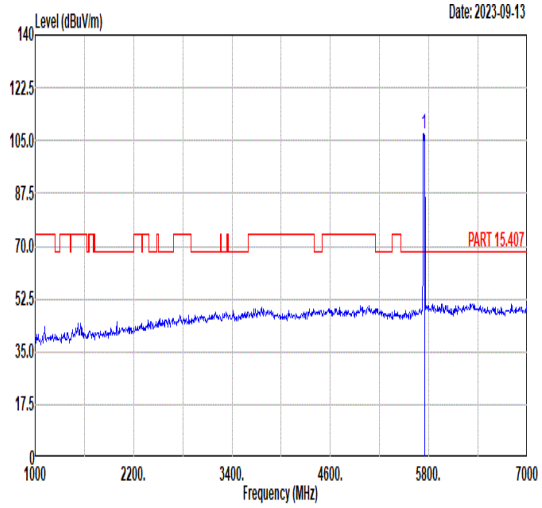 Freq Level Limit Line Margin Read Level Ant Factor Cable Loss Preamp Factor APos TPos Remark MHz dBuV/m dBuV/m dB dBuV dB/m dB dB cm deg 1 5745.00 107.19 ------ ------ 96.88 34.93 8.73 33.35 186 360 PEAK
Avg	Blank	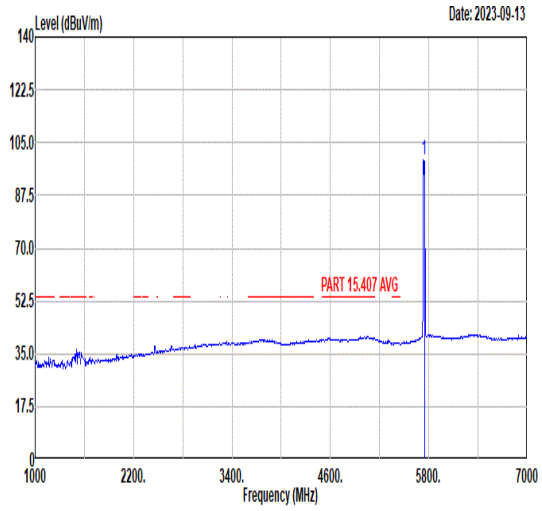 Freq Level Limit Line Margin Read Level Ant Factor Cable Loss Preamp Factor APos TPos Remark MHz dBuV/m dBuV/m dB dBuV dB/m dB dB cm deg 1 5745.00 99.09 ------ ------ 88.82 34.91 8.71 33.35 186 360 AVERAGE

Mode	68	
	Band Edge	
	U-NII-3_5.725-5.85_802.11be EHT20_CH165_Small RU 52+26 39+7_5825MHz	
ANT	CDD 9+15	
Pol.	Horizontal	Fundamental
Peak	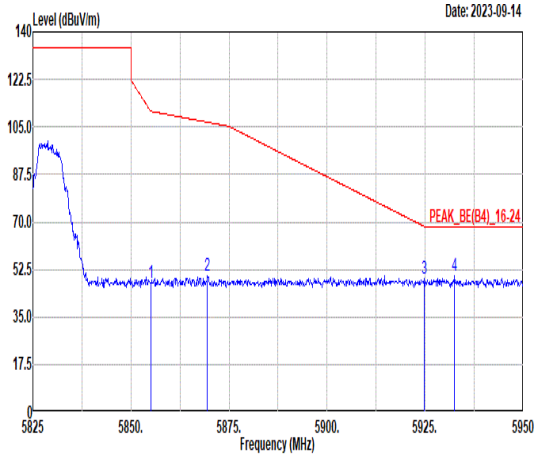 Freq Level Limit Line Margin Read Level Ant Factor Cable Loss Preamp Factor APos TPos Remark MHz dBuV/m dBuV/m dB dBuV dB/m dB dB cm deg 1 5855.00 47.68 110.80 -63.12 36.96 35.18 8.87 33.33 206 360 PEAK 2 5869.50 50.17 106.74 -56.57 39.44 35.21 8.85 33.33 206 360 PEAK 3 5924.75 49.18 68.38 -19.20 38.38 35.33 8.79 33.32 206 360 PEAK 4 5932.50 50.31 68.30 -17.99 39.50 35.35 8.78 33.32 206 360 PEAK	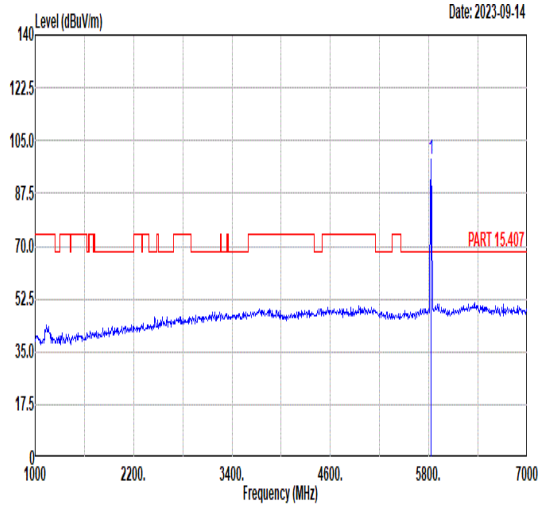 Freq Level Limit Line Margin Read Level Ant Factor Cable Loss Preamp Factor APos TPos Remark MHz dBuV/m dBuV/m dB dBuV dB/m dB dB cm deg 1 5825.00 98.53 ------ ------ 87.83 35.13 8.90 33.33 206 360 PEAK
Avg	Blank	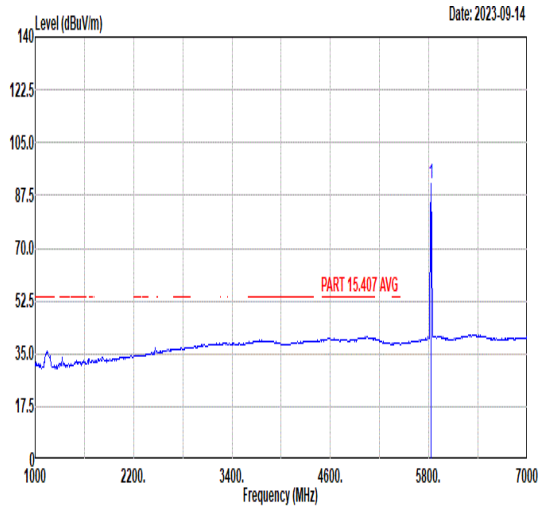 Freq Level Limit Line Margin Read Level Ant Factor Cable Loss Preamp Factor APos TPos Remark MHz dBuV/m dBuV/m dB dBuV dB/m dB dB cm deg 1 5825.00 91.21 ------ ------ 80.51 35.13 8.90 33.33 206 360 AVERAGE

Mode	68	
	Band Edge	
	U-NII-3_5.725-5.85_802.11be EHT20_CH165_Small RU 52+26 39+7_5825MHz	
ANT	CDD 9+15	
Pol.	Vertical	Fundamental
Peak	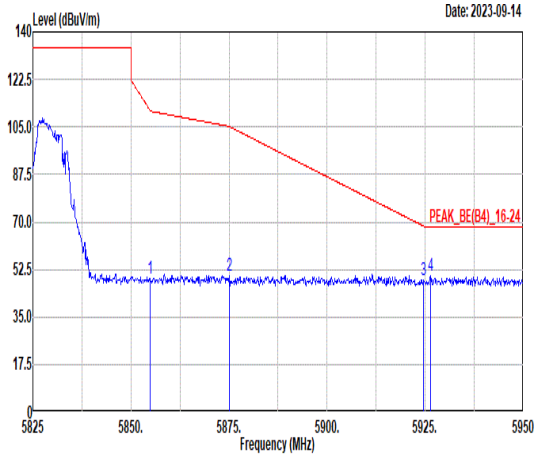 Freq Level Limit Line Margin Read Level Ant Factor Cable Loss Preamp Factor APos TPos Remark MHz dBuV/m dBuV/m dB dBuV dB/m dB dB cm deg 1 5854.88 49.29 111.08 -61.79 38.57 35.18 8.87 33.33 300 0 PEAK 2 5875.00 50.42 105.20 -54.78 39.68 35.22 8.85 33.33 300 0 PEAK 3 5924.50 48.55 68.57 -20.02 37.75 35.33 8.79 33.32 300 0 PEAK 4 5926.38 50.22 68.30 -18.08 39.41 35.34 8.79 33.32 300 0 PEAK	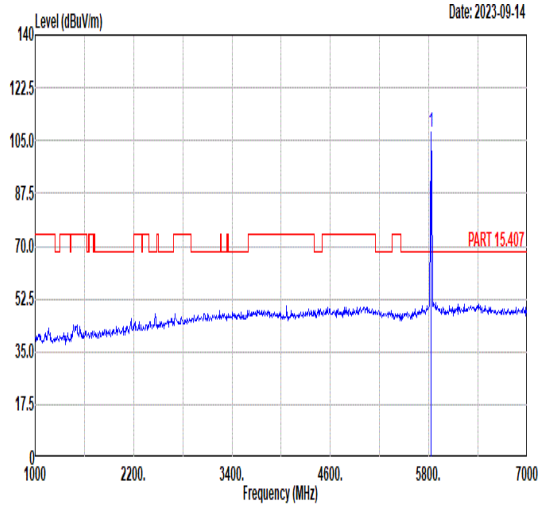 Freq Level Limit Line Margin Read Level Ant Factor Cable Loss Preamp Factor APos TPos Remark MHz dBuV/m dBuV/m dB dBuV dB/m dB dB cm deg 1 5825.00 107.92 ------ ------ 97.22 35.13 8.90 33.33 300 0 PEAK
Avg	Blank	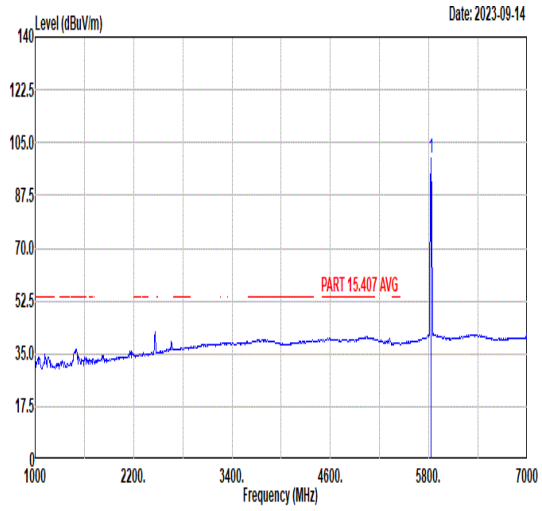 Freq Level Limit Line Margin Read Level Ant Factor Cable Loss Preamp Factor APos TPos Remark MHz dBuV/m dBuV/m dB dBuV dB/m dB dB cm deg 1 5825.00 99.81 ------ ------ 89.11 35.13 8.90 33.33 300 0 AVERAGE

Mode	69
	Band Edge
	U-NII-3_5.725-5.85_802.11be EHT20_CH165_Small RU 106+26 54+4_5825MHz
ANT	CDD 9+15

Pol.	Horizontal	Fundamental
Peak	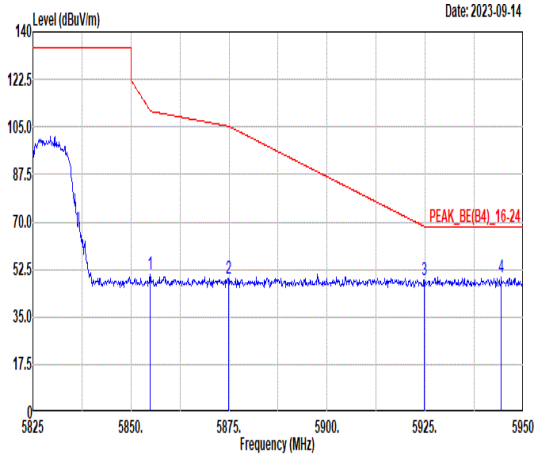 Freq Level Limit Line Margin Read Level Ant Factor Cable Loss Preamp Factor APos TPos Remark MHz dBuV/m dBuV/m dB dBuV dB/m dB dB cm deg 1 5854.88 50.46 111.08 -60.62 39.74 35.18 8.87 33.33 200 90 PEAK 2 5874.88 49.09 105.23 -56.14 38.35 35.22 8.85 33.33 200 90 PEAK 3 5924.75 48.51 68.38 -19.87 37.71 35.33 8.79 33.32 200 90 PEAK 4 5944.38 49.66 68.30 -18.64 38.82 35.38 8.77 33.31 200 90 PEAK	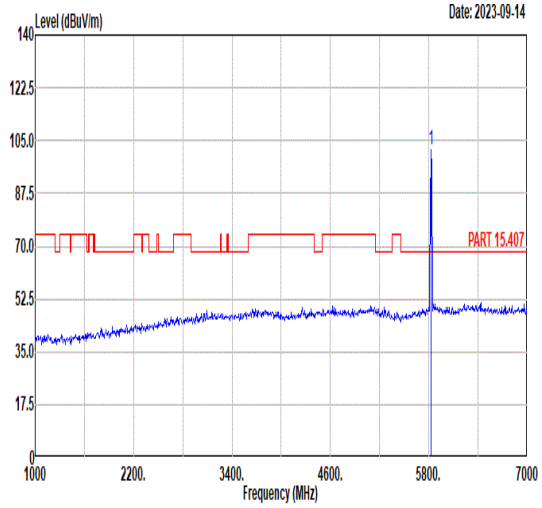 Freq Level Limit Line Margin Read Level Ant Factor Cable Loss Preamp Factor APos TPos Remark MHz dBuV/m dBuV/m dB dBuV dB/m dB dB cm deg 1 5825.00 101.76 ------ ------ 91.06 35.13 8.90 33.33 200 90 PEAK
Avg	Blank	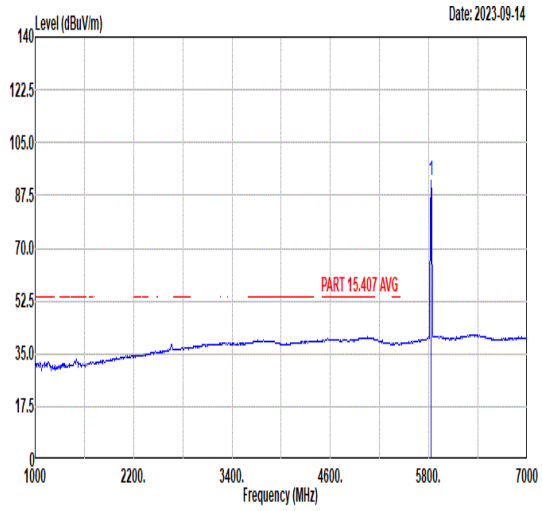 Freq Level Limit Line Margin Read Level Ant Factor Cable Loss Preamp Factor APos TPos Remark MHz dBuV/m dBuV/m dB dBuV dB/m dB dB cm deg 1 5825.00 92.20 ------ ------ 81.50 35.13 8.90 33.33 200 90 AVERAGE

Mode	69	
	Band Edge	
	U-NII-3_5.725-5.85_802.11be EHT20_CH165_Small RU 106+26 54+4_5825MHz	
ANT	CDD 9+15	
Pol.	Vertical	Fundamental
Peak	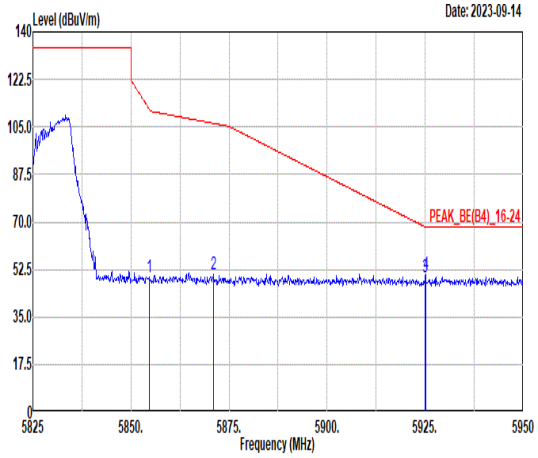 Freq Level Limit Line Margin Read Level Ant Factor Cable Loss Preamp Factor APos TPos Remark MHz dBuV/m dBuV/m dB dBuV dB/m dB dB cm deg 1 5854.63 49.48 111.65 -62.17 38.76 35.18 8.87 33.33 175 0 PEAK 2 5871.00 50.63 106.32 -55.69 39.89 35.22 8.85 33.33 175 0 PEAK 3 5925.00 49.59 68.20 -18.61 38.79 35.33 8.79 33.32 175 0 PEAK 4 5925.13 50.67 68.30 -17.63 39.86 35.34 8.79 33.32 175 0 PEAK	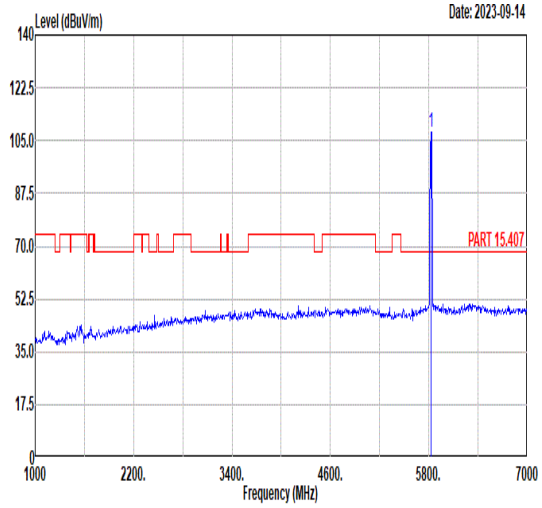 Freq Level Limit Line Margin Read Level Ant Factor Cable Loss Preamp Factor APos TPos Remark MHz dBuV/m dBuV/m dB dBuV dB/m dB dB cm deg 1 5825.00 107.89 ------ ------ 97.19 35.14 8.89 33.33 175 0 PEAK
Avg	Blank	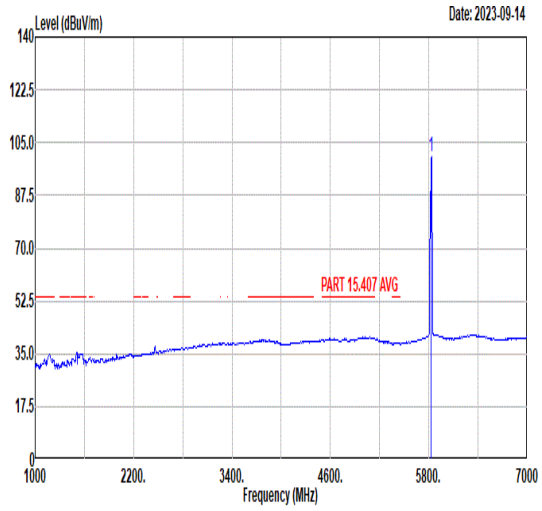 Freq Level Limit Line Margin Read Level Ant Factor Cable Loss Preamp Factor APos TPos Remark MHz dBuV/m dBuV/m dB dBuV dB/m dB dB cm deg 1 5825.00 100.21 ------ ------ 89.51 35.14 8.89 33.33 175 0 AVERAGE

Mode	70	
	Band Edge - L	
	U-NII-1_5.15-5.25_802.11be EHT80_CH42_Puncturing 20M ❹_5210MHz	
ANT	CDD 9+15	
Pol.	Horizontal	Fundamental
Peak	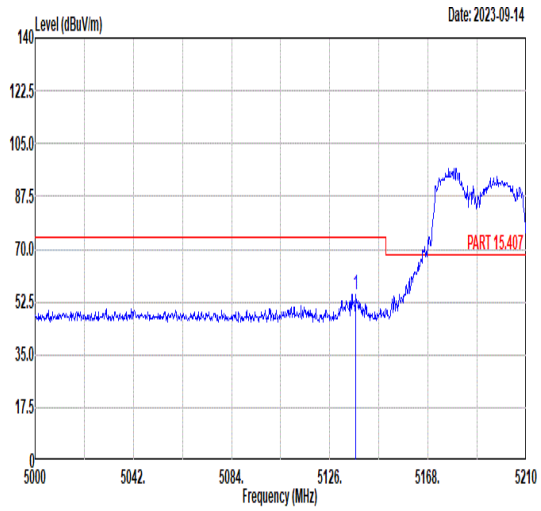 Freq Level Limit Line Margin Read Level Ant Factor Cable Loss Preamp Factor APos TPos Remark MHz dBuV/m dBuV/m dB dBuV dB/m dB dB cm deg 1 5137.13 55.14 74.00 -18.86 45.51 34.55 7.91 32.83 400 299 PEAK	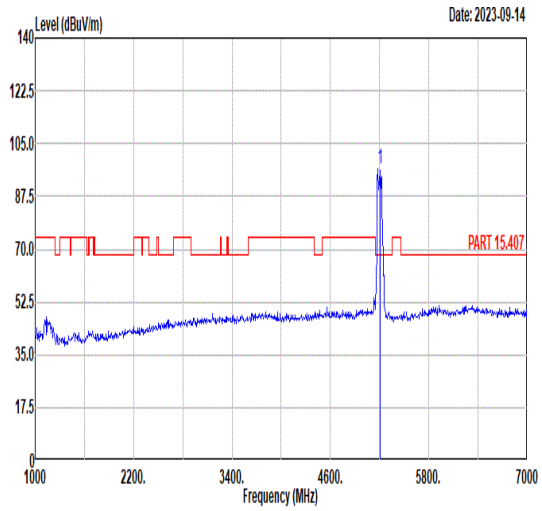 Freq Level Limit Line Margin Read Level Ant Factor Cable Loss Preamp Factor APos TPos Remark MHz dBuV/m dBuV/m dB dBuV dB/m dB dB cm deg 1 5210.00 96.64 ------ ------ 87.06 34.53 7.94 32.89 400 299 PEAK
Avg	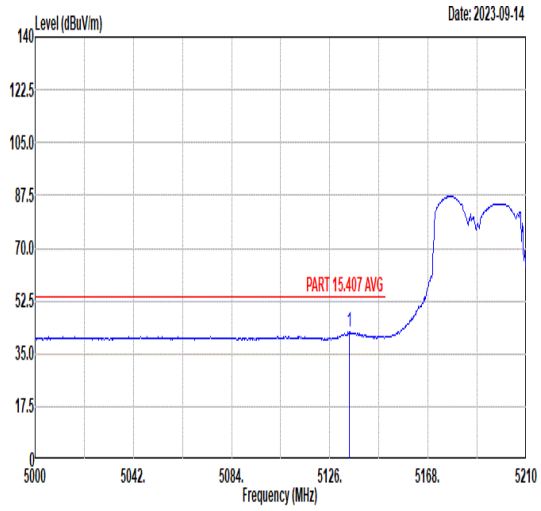 Freq Level Limit Line Margin Read Level Ant Factor Cable Loss Preamp Factor APos TPos Remark MHz dBuV/m dBuV/m dB dBuV dB/m dB dB cm deg 1 5134.40 42.36 54.00 -11.64 32.72 34.55 7.91 32.82 400 299 AVERAGE	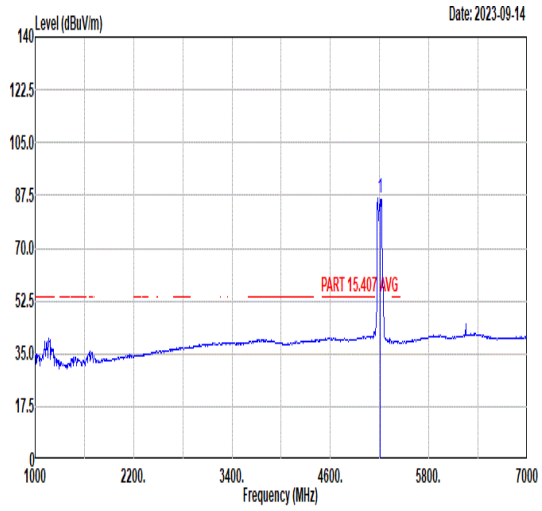 Freq Level Limit Line Margin Read Level Ant Factor Cable Loss Preamp Factor APos TPos Remark MHz dBuV/m dBuV/m dB dBuV dB/m dB dB cm deg 1 5210.00 86.75 ------ ------ 77.17 34.53 7.94 32.89 400 299 AVERAGE

Mode	70	
	Band Edge - R	
	U-NII-1_5.15-5.25_802.11be EHT80_CH42_Puncturing 20M ❹_5210MHz	
ANT	CDD 9+15	
Pol.	Horizontal	Fundamental
Peak	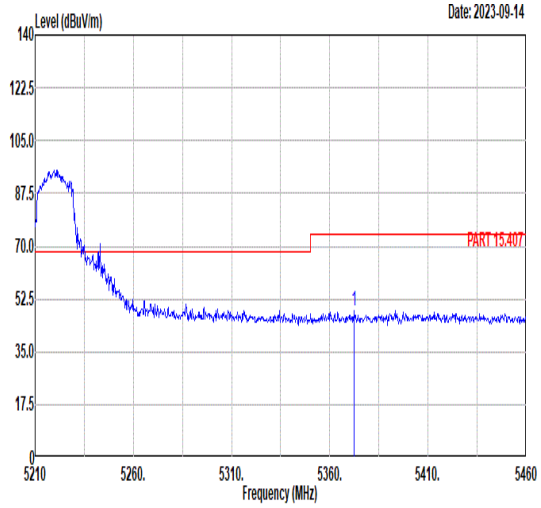 Freq Level Limit Line Margin Read Level Ant Factor Cable Loss Preamp Factor APos TPos Remark MHz dBuV/m dBuV/m dB dBuV dB/m dB dB cm deg 1 5372.50 48.62 74.00 -25.38 38.99 34.45 8.39 33.21 400 299 PEAK	Blank
Avg	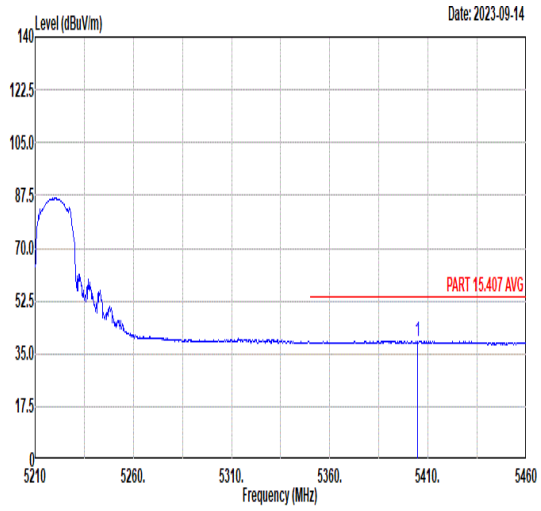 Freq Level Limit Line Margin Read Level Ant Factor Cable Loss Preamp Factor APos TPos Remark MHz dBuV/m dBuV/m dB dBuV dB/m dB dB cm deg 1 5404.75 39.30 54.00 -14.70 29.65 34.44 8.47 33.26 400 299 AVERAGE	Blank

Mode	70	
	Band Edge - L	
	U-NII-1_5.15-5.25_802.11be EHT80_CH42_Puncturing 20M ❹_5210MHz	
ANT	CDD 9+15	
Pol.	Vertical	Fundamental
Peak	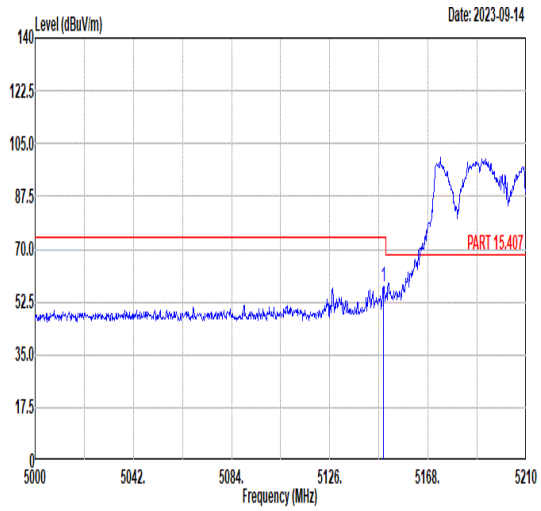 Freq Level Limit Line Margin Read Level Ant Factor Cable Loss Preamp Factor APos TPos Remark MHz dBuV/m dBuV/m dB dBuV dB/m dB dB cm deg 1 5148.89 57.45 74.00 -16.55 47.83 34.54 7.92 32.84 229 360 PEAK	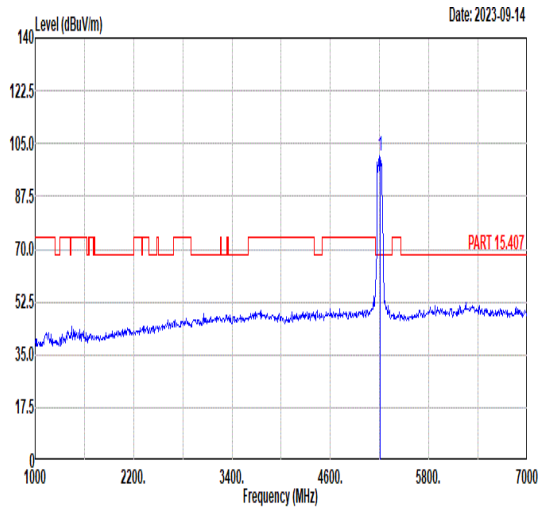 Freq Level Limit Line Margin Read Level Ant Factor Cable Loss Preamp Factor APos TPos Remark MHz dBuV/m dBuV/m dB dBuV dB/m dB dB cm deg 1 5210.00 100.69 ------ ------ 91.14 34.52 7.95 32.92 229 360 PEAK
Avg	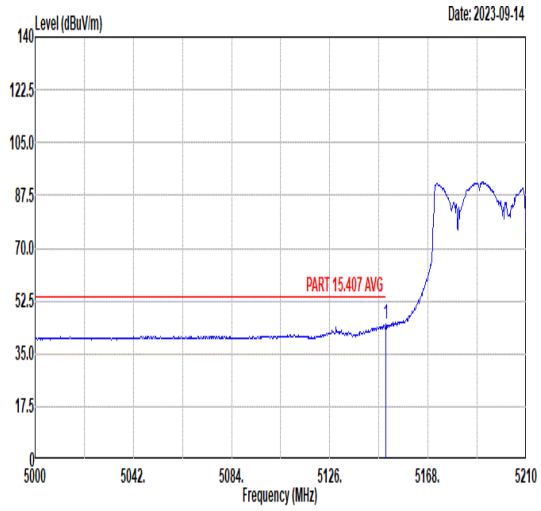 Freq Level Limit Line Margin Read Level Ant Factor Cable Loss Preamp Factor APos TPos Remark MHz dBuV/m dBuV/m dB dBuV dB/m dB dB cm deg 1 5149.94 45.00 54.00 -9.00 35.39 34.54 7.92 32.85 229 360 AVERAGE	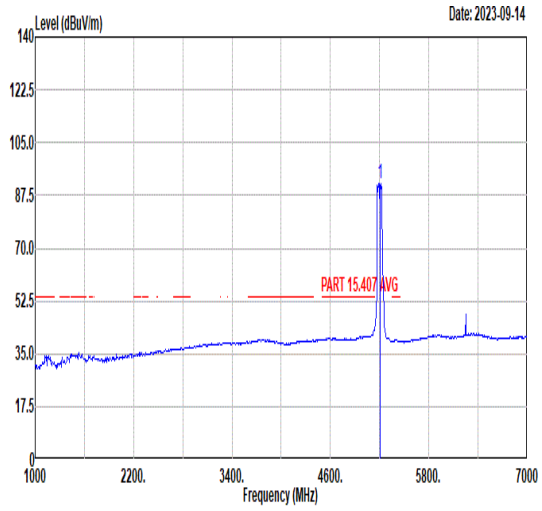 Freq Level Limit Line Margin Read Level Ant Factor Cable Loss Preamp Factor APos TPos Remark MHz dBuV/m dBuV/m dB dBuV dB/m dB dB cm deg 1 5210.00 91.64 ------ ------ 82.11 34.52 7.96 32.95 229 360 AVERAGE

Mode	70	
	Band Edge - R	
	U-NII-1_5.15-5.25_802.11be EHT80_CH42_Puncturing 20M ❹_5210MHz	
ANT	CDD 9+15	
Pol.	Vertical	Fundamental
Peak	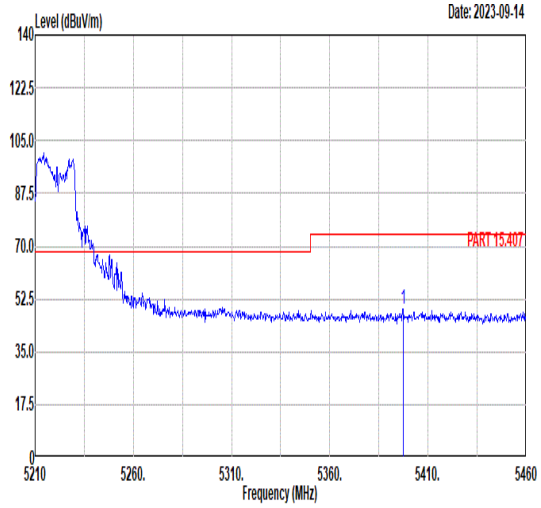 Freq Level Limit Line Margin Read Level Ant Factor Cable Loss Preamp Factor APos TPos Remark MHz dBuV/m dBuV/m dB dBuV dB/m dB dB cm deg 1 5397.25 49.09 74.00 -24.91 39.45 34.44 8.45 33.25 229 360 PEAK	Blank
Avg	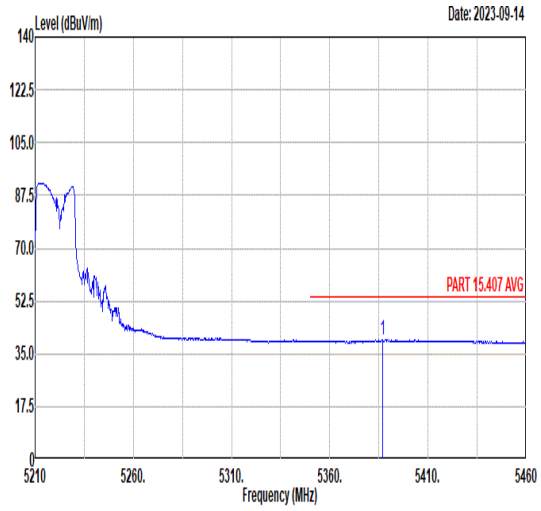 Freq Level Limit Line Margin Read Level Ant Factor Cable Loss Preamp Factor APos TPos Remark MHz dBuV/m dBuV/m dB dBuV dB/m dB dB cm deg 1 5386.75 39.77 54.00 -14.23 30.12 34.45 8.43 33.23 229 360 AVERAGE	Blank

Mode	71	
	Band Edge - L	
	U-NII-2A_5.25-5.35_802.11be EHT80_CH58_Puncturing 20M ❶_5290MHz	
ANT	CDD 9+15	
Pol.	Horizontal	Fundamental
Peak	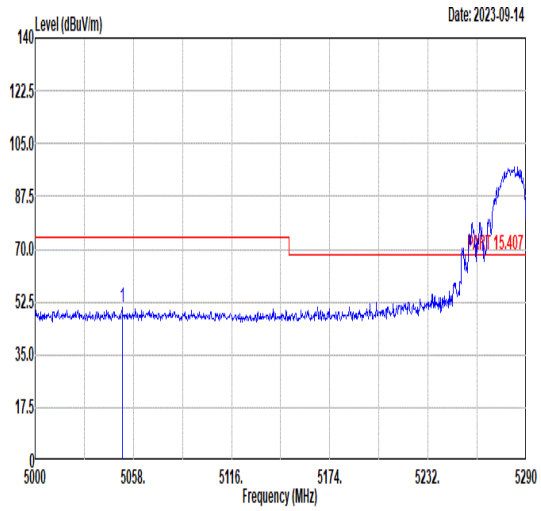 Freq Level Limit Line Margin Read Level Ant Factor Cable Loss Preamp Factor APos TPos Remark MHz dBuV/m dBuV/m dB dBuV dB/m dB dB cm deg 1 5051.33 50.93 74.00 -23.07 41.19 34.58 7.85 32.69 240 0 PEAK	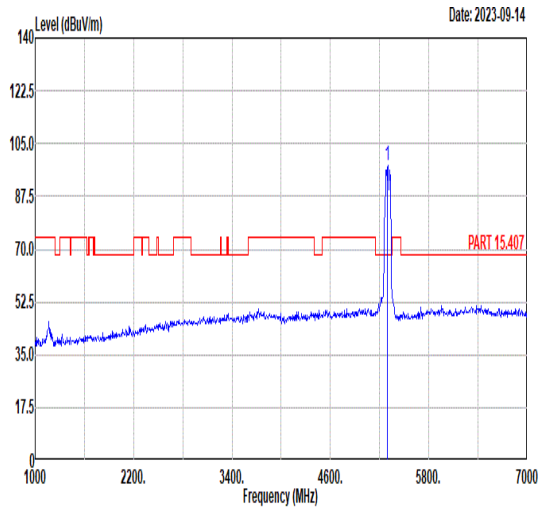 Freq Level Limit Line Margin Read Level Ant Factor Cable Loss Preamp Factor APos TPos Remark MHz dBuV/m dBuV/m dB dBuV dB/m dB dB cm deg 1 5290.00 97.48 ------ ------ 87.89 34.48 8.20 33.09 240 0 PEAK
Avg	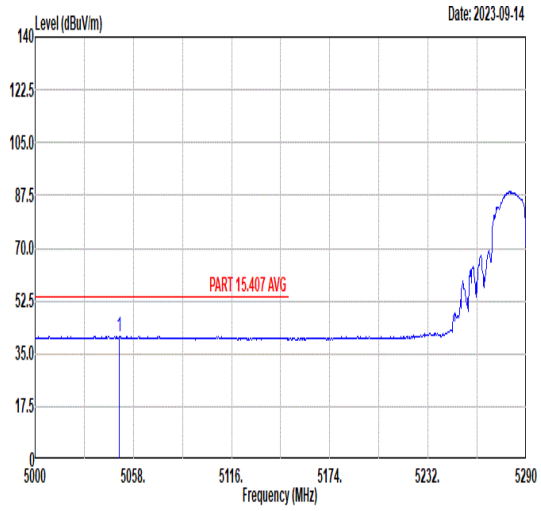 Freq Level Limit Line Margin Read Level Ant Factor Cable Loss Preamp Factor APos TPos Remark MHz dBuV/m dBuV/m dB dBuV dB/m dB dB cm deg 1 5049.88 40.69 54.00 -13.31 30.94 34.58 7.85 32.68 240 0 AVERAGE	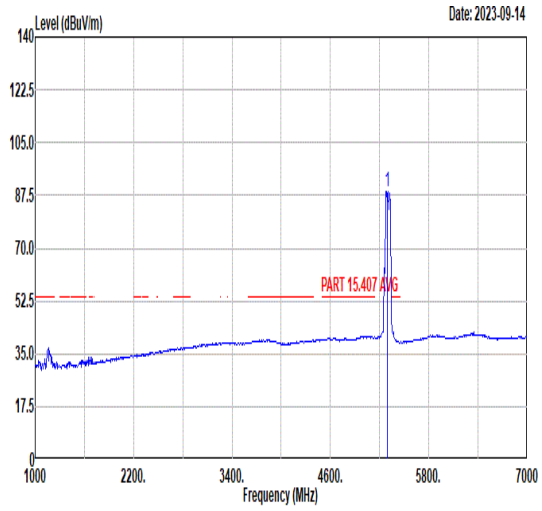 Freq Level Limit Line Margin Read Level Ant Factor Cable Loss Preamp Factor APos TPos Remark MHz dBuV/m dBuV/m dB dBuV dB/m dB dB cm deg 1 5290.00 88.86 ------ ------ 79.27 34.48 8.20 33.09 240 0 AVERAGE

Mode	71	
	Band Edge - R	
	U-NII-2A_5.25-5.35_802.11be EHT80_CH58_Puncturing 20M ❶_5290MHz	
ANT	CDD 9+15	
Pol.	Horizontal	Fundamental
Peak	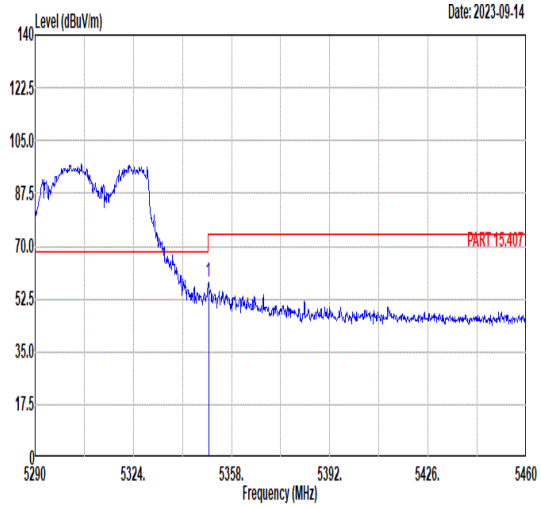 Freq Level Limit Line Margin Read Level Ant Factor Cable Loss Preamp Factor APos TPos Remark MHz dBuV/m dBuV/m dB dBuV dB/m dB dB cm deg 1 5350.01 58.13 74.00 -15.87 48.51 34.46 8.33 33.17 240 0 PEAK	Blank
Avg	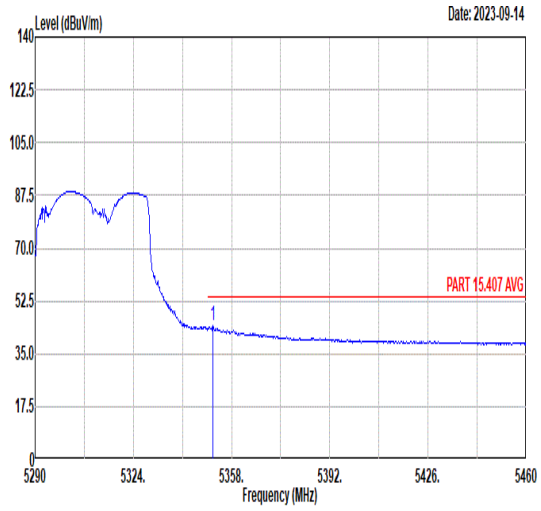 Freq Level Limit Line Margin Read Level Ant Factor Cable Loss Preamp Factor APos TPos Remark MHz dBuV/m dBuV/m dB dBuV dB/m dB dB cm deg 1 5351.54 44.19 54.00 -9.81 34.57 34.46 8.33 33.17 240 0 AVERAGE	Blank

Mode	71	
	Band Edge - L	
	U-NII-2A_5.25-5.35_802.11be EHT80_CH58_Puncturing 20M ❶_5290MHz	
ANT	CDD 9+15	
Pol.	Vertical	Fundamental
Peak	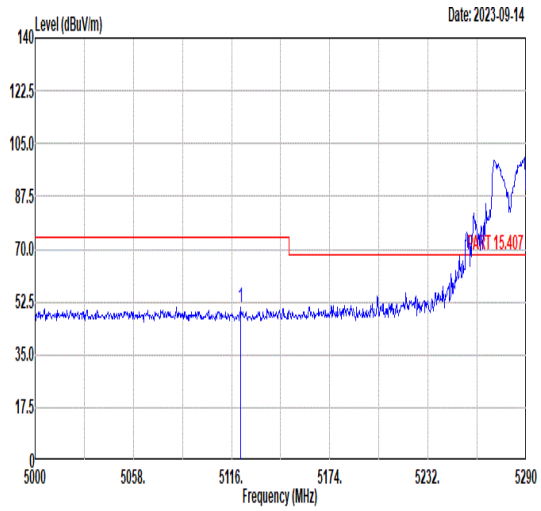 Freq Level Limit Line Margin Read Level Ant Factor Cable Loss Preamp Factor APos TPos Remark MHz dBuV/m dBuV/m dB dBuV dB/m dB dB cm deg 1 5121.22 50.91 74.00 -23.09 41.26 34.55 7.90 32.80 148 360 PEAK	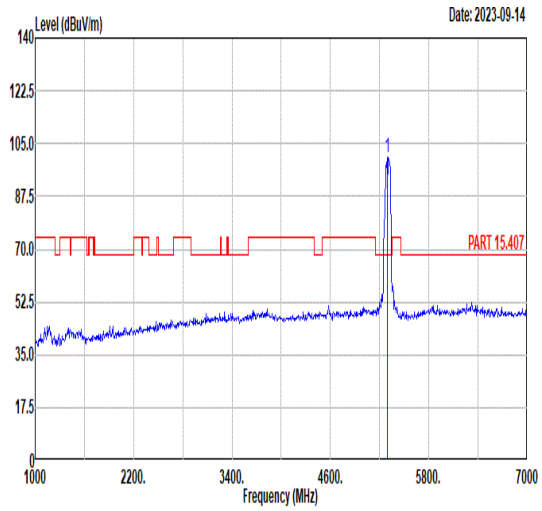 Freq Level Limit Line Margin Read Level Ant Factor Cable Loss Preamp Factor APos TPos Remark MHz dBuV/m dBuV/m dB dBuV dB/m dB dB cm deg 1 5290.00 100.56 ------ ------ 90.96 34.48 8.22 33.10 148 360 PEAK
Avg	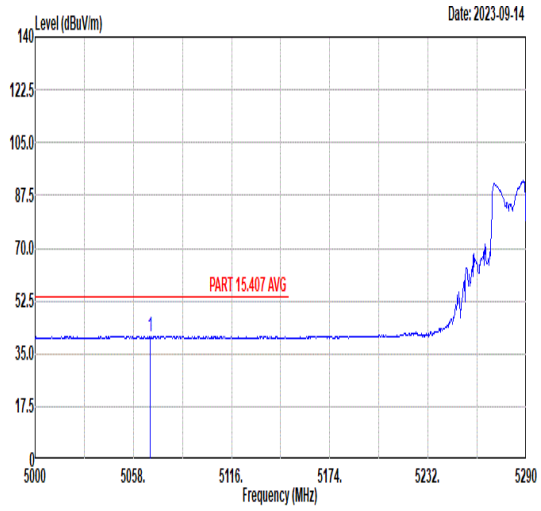 Freq Level Limit Line Margin Read Level Ant Factor Cable Loss Preamp Factor APos TPos Remark MHz dBuV/m dBuV/m dB dBuV dB/m dB dB cm deg 1 5067.86 40.89 54.00 -13.11 31.17 34.57 7.86 32.71 148 360 AVERAGE	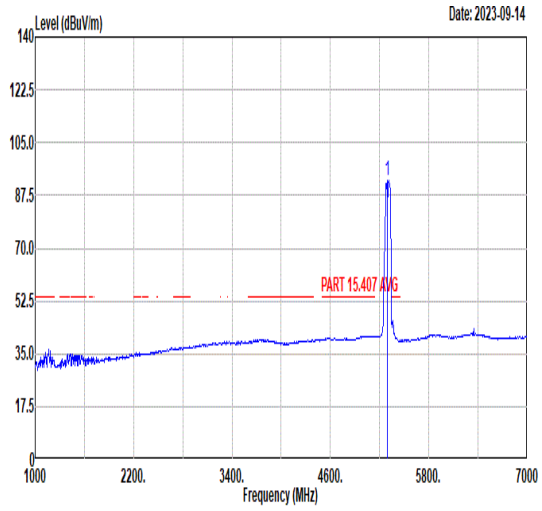 Freq Level Limit Line Margin Read Level Ant Factor Cable Loss Preamp Factor APos TPos Remark MHz dBuV/m dBuV/m dB dBuV dB/m dB dB cm deg 1 5290.00 92.70 ------ ------ 83.12 34.48 8.17 33.07 148 360 AVERAGE

Mode	71	
	Band Edge - R	
	U-NII-2A_5.25-5.35_802.11be EHT80_CH58_Puncturing 20M ❶_5290MHz	
ANT	CDD 9+15	
Pol.	Vertical	Fundamental
Peak	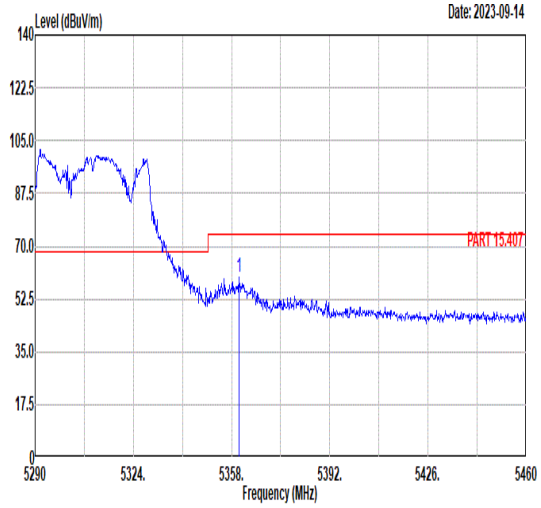 Freq Level Limit Line Margin Read Level Ant Factor Cable Loss Preamp Factor APos TPos Remark MHz dBuV/m dBuV/m dB dBuV dB/m dB dB cm deg 1 5360.55 59.82 74.00 -14.18 50.19 34.46 8.36 33.19 148 360 PEAK	Blank
Avg	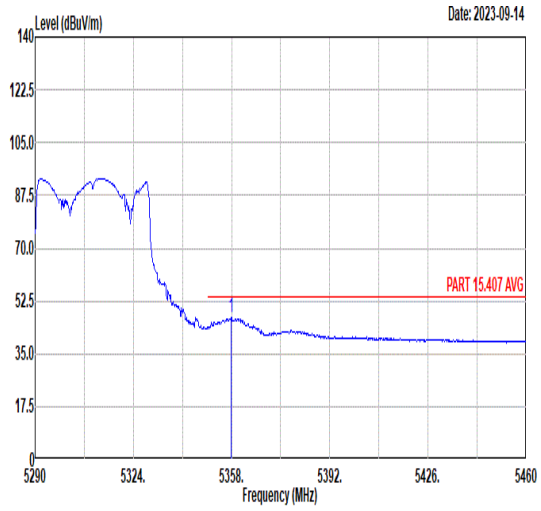 Freq Level Limit Line Margin Read Level Ant Factor Cable Loss Preamp Factor APos TPos Remark MHz dBuV/m dBuV/m dB dBuV dB/m dB dB cm deg 1 5357.83 46.88 54.00 -7.12 37.25 34.46 8.35 33.18 148 360 AVERAGE	Blank

Mode	72
	Band Edge - L
	U-NII-2C_5.47-5.725_802.11be EHT80_CH106_Puncturing 20M ❹_5530MHz
ANT	CDD 9+15

Pol.	Horizontal	Fundamental
Peak	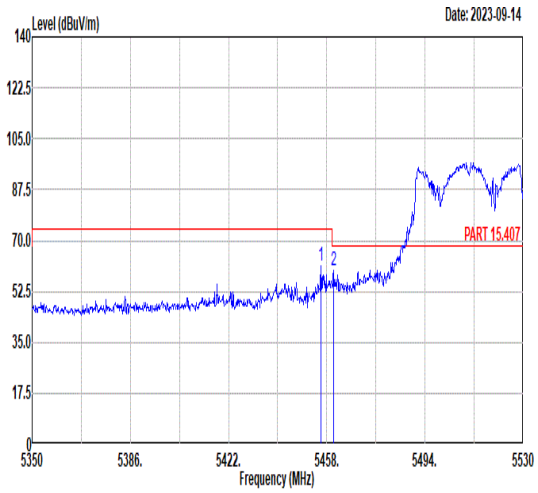 Freq Level Limit Line Margin Read Level Ant Factor Cable Loss Preamp Factor APos TPos Remark 1 5455.84 61.21 74.00 -12.79 51.72 34.42 8.41 33.34 182 59 PEAK 2 5460.52 59.46 68.30 -8.84 49.98 34.42 8.41 33.35 182 59 PEAK	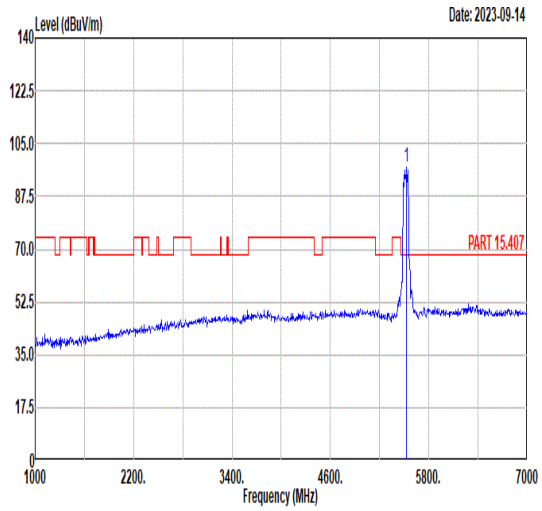 Freq Level Limit Line Margin Read Level Ant Factor Cable Loss Preamp Factor APos TPos Remark 1 5530.00 97.38 ------ ------ 87.98 34.47 8.32 33.39 182 59 PEAK
Avg	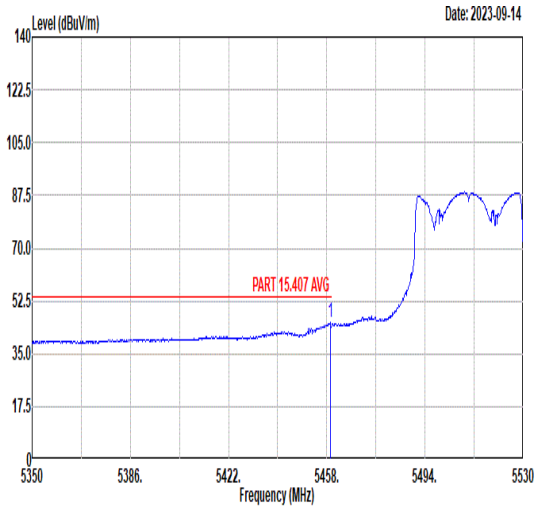 Freq Level Limit Line Margin Read Level Ant Factor Cable Loss Preamp Factor APos TPos Remark 1 5459.26 45.17 54.00 -8.83 35.69 34.42 8.41 33.35 182 59 AVERAGE	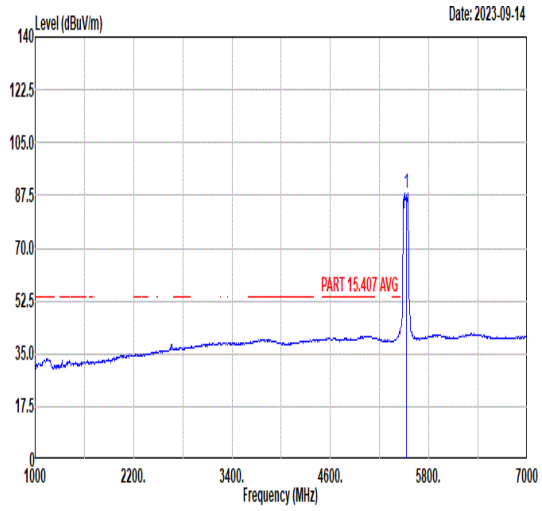 Freq Level Limit Line Margin Read Level Ant Factor Cable Loss Preamp Factor APos TPos Remark 1 5530.00 88.46 ------ ------ 79.05 34.51 8.29 33.39 182 59 AVERAGE

Mode	72	
	Band Edge - R	
	U-NII-2C_5.47-5.725_802.11be EHT80_CH106_Puncturing 20M ❹_5530MHz	
ANT	CDD 9+15	
Pol.	Horizontal	Fundamental
Peak	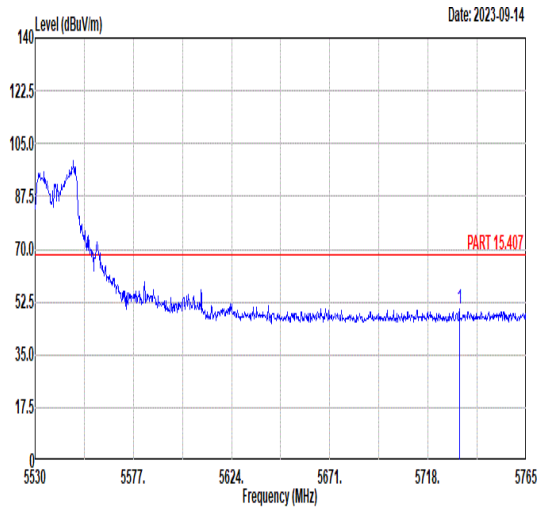 Freq Level Limit Line Margin Read Level Ant Factor Cable Loss Preamp Factor APos TPos Remark MHz dBuV/m dBuV/m dB dBuV dB/m dB dB cm deg 1 5733.04 50.31 68.30 -17.99 40.05 34.91 8.70 33.35 182 59 PEAK	Blank

Mode	72	
	Band Edge - L	
	U-NII-2C_5.47-5.725_802.11be EHT80_CH106_Puncturing 20M ❹ 5530MHz	
ANT	CDD 9+15	
Pol.	Vertical	Fundamental
Peak	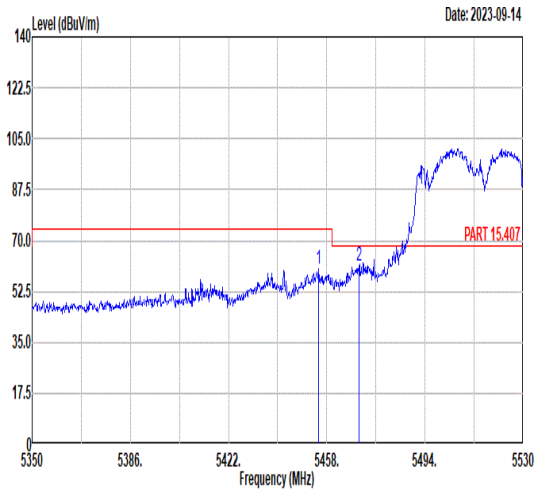 Freq Level Limit Line Margin Read Level Ant Factor Cable Loss Preamp Factor APos TPos Remark 1 5455.12 60.37 74.00 -13.63 50.87 34.42 8.42 33.34 100 24 PEAK 2 5469.88 61.03 68.30 -7.27 51.58 34.41 8.40 33.36 100 24 PEAK	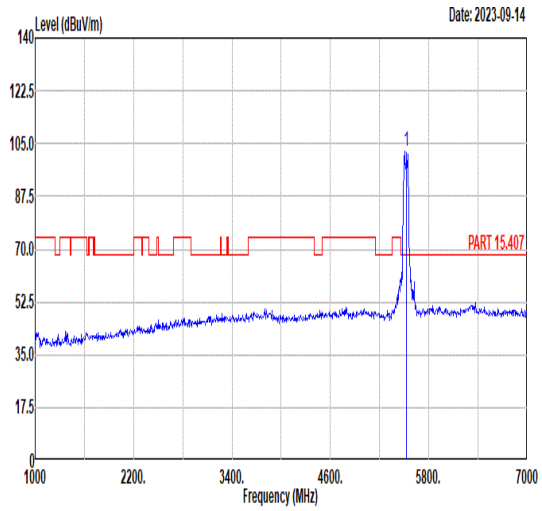 Freq Level Limit Line Margin Read Level Ant Factor Cable Loss Preamp Factor APos TPos Remark 1 5530.00 102.26 ------ ------ 92.90 34.41 8.35 33.40 100 24 PEAK
Avg	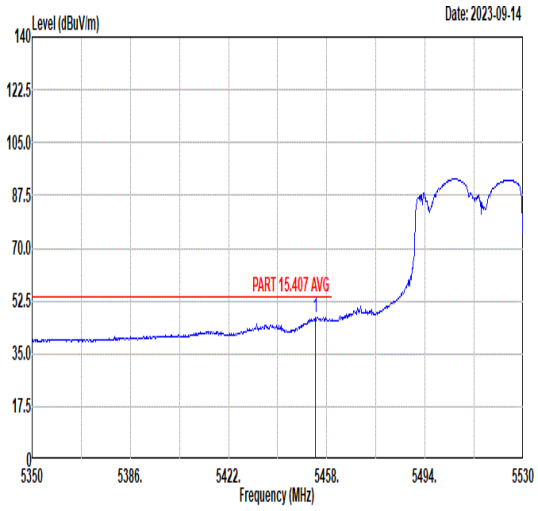 Freq Level Limit Line Margin Read Level Ant Factor Cable Loss Preamp Factor APos TPos Remark 1 5453.68 47.16 54.00 -6.84 37.66 34.42 8.42 33.34 100 24 AVERAGE	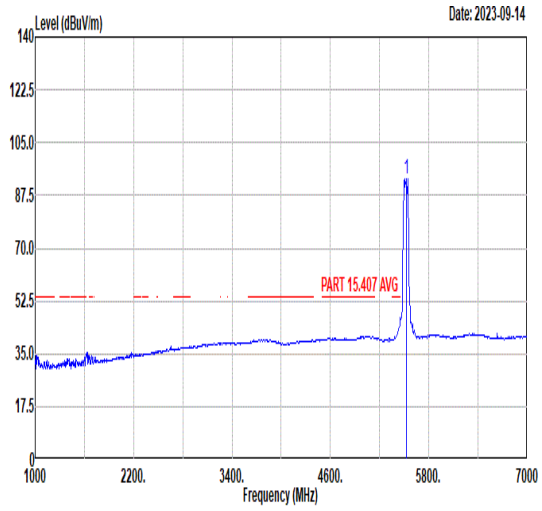 Freq Level Limit Line Margin Read Level Ant Factor Cable Loss Preamp Factor APos TPos Remark 1 5530.00 92.96 ------ ------ 83.60 34.41 8.35 33.40 100 24 AVERAGE

Mode	72	
	Band Edge - R	
	U-NII-2C_5.47-5.725_802.11be EHT80_CH106_Puncturing 20M ❹_5530MHz	
ANT	CDD 9+15	
Pol.	Vertical	Fundamental
Peak	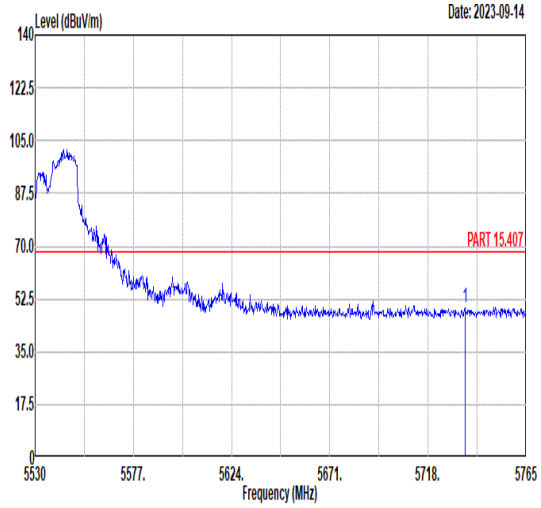 Freq Level Limit Line Margin Read Level Ant Factor Cable Loss Preamp Factor APos TPos Remark MHz dBuV/m dBuV/m dB dBuV dB/m dB dB cm deg 1 5735.63 49.92 68.30 -18.38 39.64 34.92 8.71 33.35 100 24 PEAK	Blank

Mode	73	
	Band Edge - L	
	U-NII-2A_5.15-5.35_802.11be EHT160_CH50_Puncturing 20M ⑤_5250MHz	
ANT	CDD 9+15	
Pol.	Horizontal	Fundamental
Peak	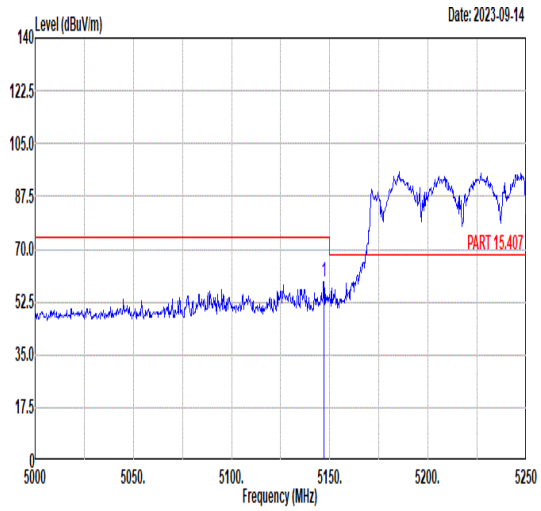 Freq Level Limit Line Margin Read Level Ant Factor Cable Loss Preamp Factor APos TPos Remark 1 5147.00 58.93 74.00 -15.07 49.31 34.54 7.92 32.84 200 59 PEAK	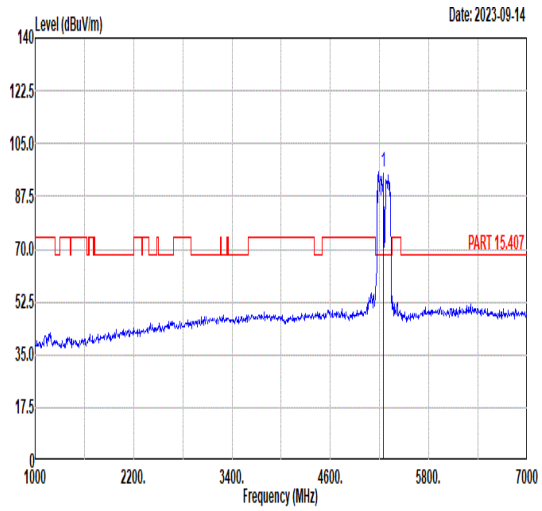 Freq Level Limit Line Margin Read Level Ant Factor Cable Loss Preamp Factor APos TPos Remark 1 5250.00 95.65 ------ ------ 86.10 34.52 7.94 32.91 200 59 PEAK
Avg	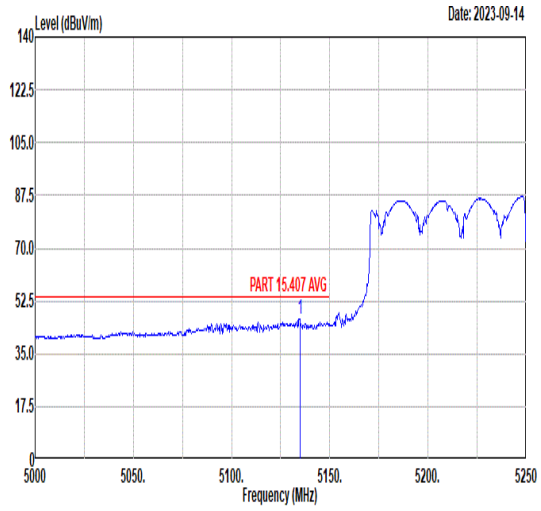 Freq Level Limit Line Margin Read Level Ant Factor Cable Loss Preamp Factor APos TPos Remark 1 5134.75 46.71 54.00 -7.29 37.07 34.55 7.91 32.82 200 59 AVERAGE	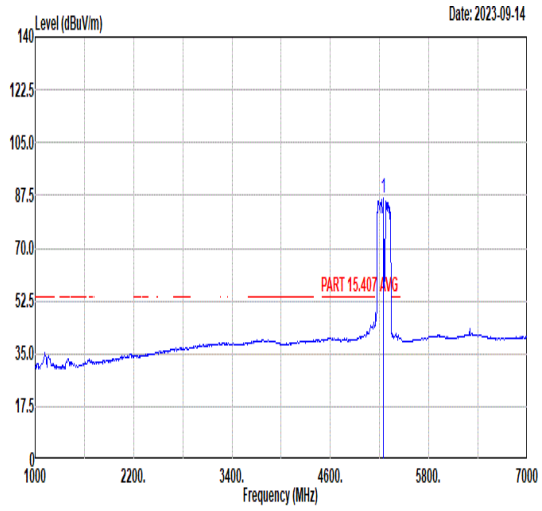 Freq Level Limit Line Margin Read Level Ant Factor Cable Loss Preamp Factor APos TPos Remark 1 5250.00 86.71 ------ ------ 77.15 34.50 8.06 33.00 200 59 AVERAGE

Mode	73	
	Band Edge - R	
	U-NII-2A_5.15-5.35_802.11be EHT160_CH50_Puncturing 20M ⑤_5250MHz	
ANT	CDD 9+15	
Pol.	Horizontal	Fundamental
Peak	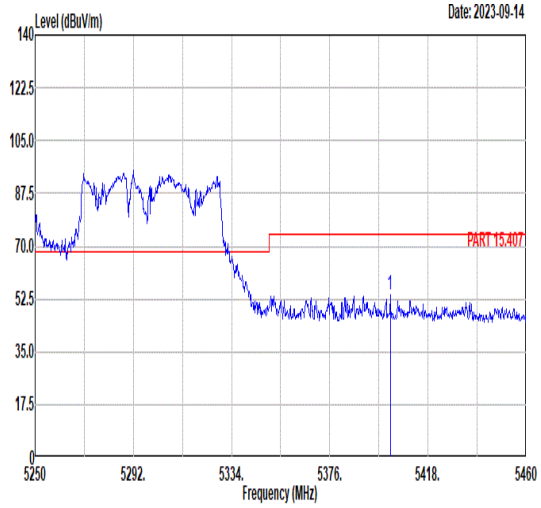 Freq Level Limit Line Margin Read Level Ant Factor Cable Loss Preamp Factor APos TPos Remark MHz dBuV/m dBuV/m dB dBuV dB/m dB dB cm deg 1 5401.83 53.85 74.00 -20.15 44.19 34.44 8.47 33.25 200 59 PEAK	Blank
Avg	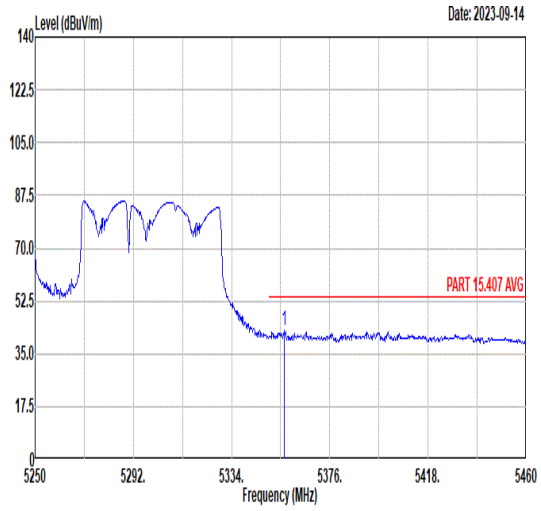 Freq Level Limit Line Margin Read Level Ant Factor Cable Loss Preamp Factor APos TPos Remark MHz dBuV/m dBuV/m dB dBuV dB/m dB dB cm deg 1 5356.47 42.65 54.00 -11.35 33.02 34.46 8.35 33.18 200 59 AVERAGE	Blank

Mode	73	
	Band Edge - L	
	U-NII-2A_5.15-5.35_802.11be EHT160_CH50_Puncturing 20M ⑤_5250MHz	
ANT	CDD 9+15	
Pol.	Vertical	Fundamental
Peak	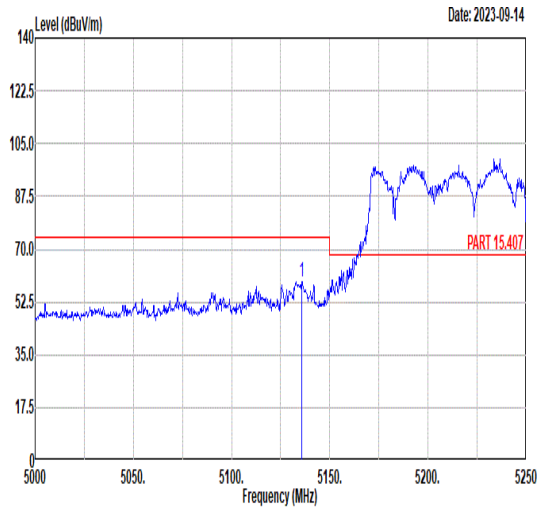 Freq Level Limit Line Margin Read Level Ant Factor Cable Loss Preamp Factor APos TPos Remark 1 5135.75 59.17 74.00 -14.83 49.53 34.55 7.91 32.82 274 0 PEAK	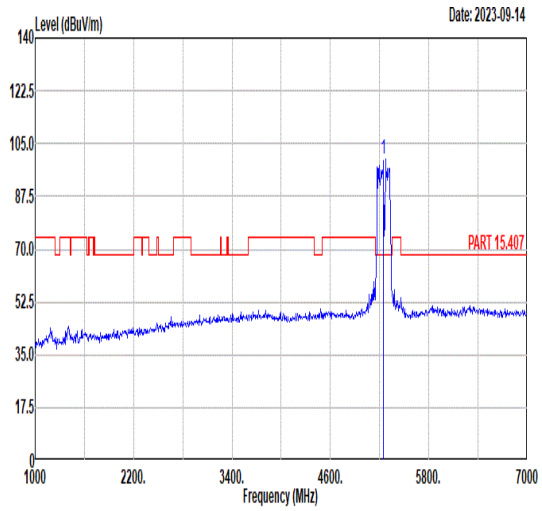 Freq Level Limit Line Margin Read Level Ant Factor Cable Loss Preamp Factor APos TPos Remark 1 5250.00 99.65 ------ ------ 90.08 34.49 8.12 33.04 274 0 PEAK
Avg	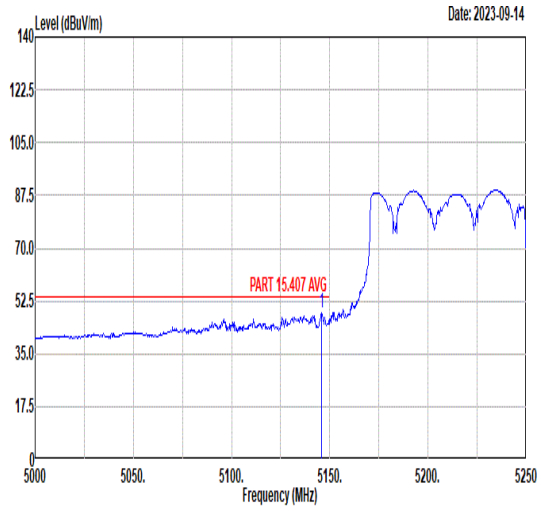 Freq Level Limit Line Margin Read Level Ant Factor Cable Loss Preamp Factor APos TPos Remark 1 5146.00 48.50 54.00 -5.50 38.88 34.54 7.92 32.84 274 0 AVERAGE	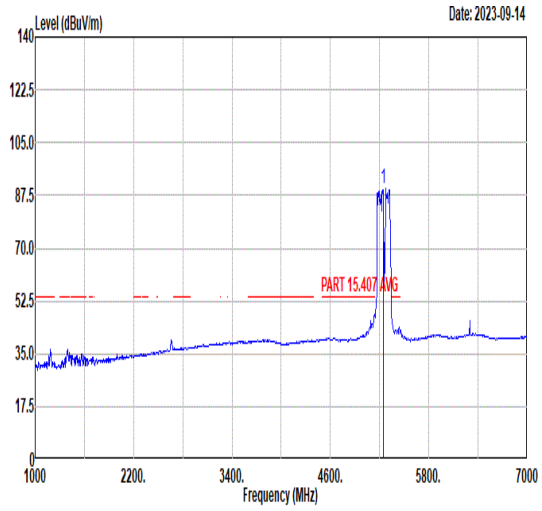 Freq Level Limit Line Margin Read Level Ant Factor Cable Loss Preamp Factor APos TPos Remark 1 5250.00 89.90 ------ ------ 80.32 34.49 8.14 33.05 274 0 AVERAGE

Mode	73	
	Band Edge - R	
	U-NII-2A_5.15-5.35_802.11be EHT160_CH50_Puncturing 20M ⑤_5250MHz	
ANT	CDD 9+15	
Pol.	Vertical	Fundamental
Peak	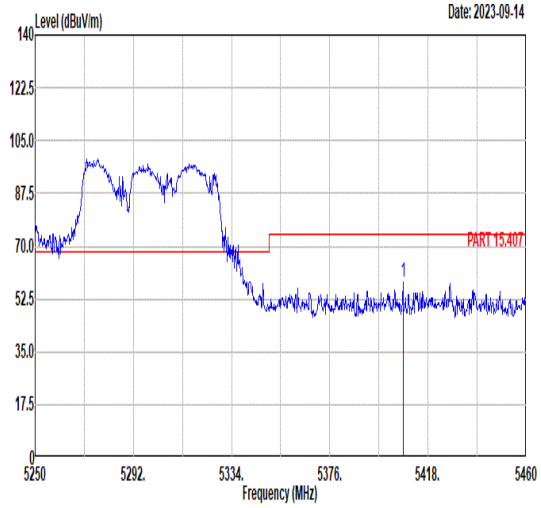 Freq Level Limit Line Margin Read Level Ant Factor Cable Loss Preamp Factor APos TPos Remark MHz dBuV/m dBuV/m dB dBuV dB/m dB dB cm deg 1 5407.29 57.90 74.00 -16.10 48.24 34.44 8.48 33.26 274 0 PEAK	Blank
Avg	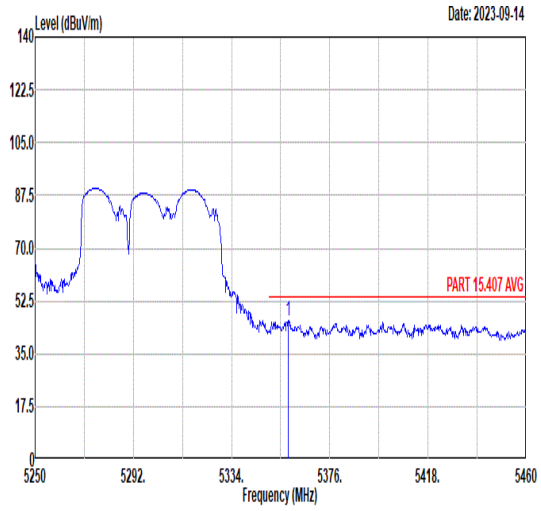 Freq Level Limit Line Margin Read Level Ant Factor Cable Loss Preamp Factor APos TPos Remark MHz dBuV/m dBuV/m dB dBuV dB/m dB dB cm deg 1 5358.15 46.06 54.00 -7.94 36.43 34.46 8.35 33.18 274 0 AVERAGE	Blank

Mode	74	
	Band Edge - L	
	U-NII-2A_5.15-5.35_802.11be EHT160_CH50_Puncturing 40M ②_5250MHz	
ANT	CDD 9+15	
Pol.	Horizontal	Fundamental
Peak	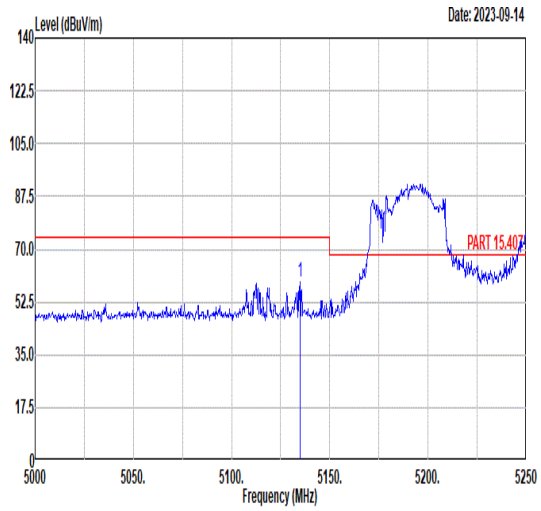 Freq Level Limit Line Margin Read Level Ant Factor Cable Loss Preamp Factor APos TPos Remark MHz dBuV/m dBuV/m dB dBuV dB/m dB dB cm deg 1 5134.75 59.18 74.00 -14.82 49.54 34.55 7.91 32.82 300 322 PEAK	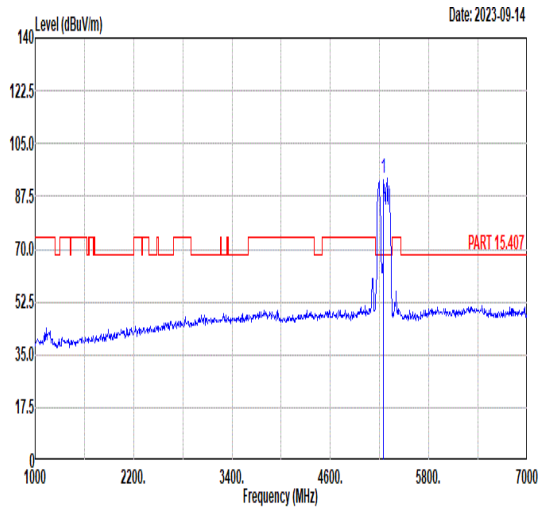 Freq Level Limit Line Margin Read Level Ant Factor Cable Loss Preamp Factor APos TPos Remark MHz dBuV/m dBuV/m dB dBuV dB/m dB dB cm deg 1 5250.00 93.27 ------ ------ 83.69 34.48 8.17 33.07 300 322 PEAK
Avg	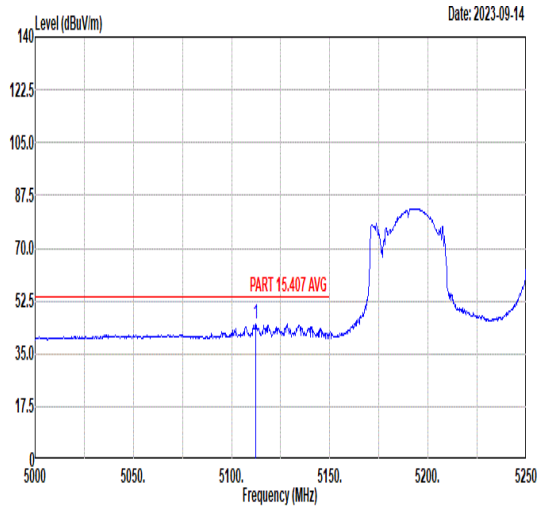 Freq Level Limit Line Margin Read Level Ant Factor Cable Loss Preamp Factor APos TPos Remark MHz dBuV/m dBuV/m dB dBuV dB/m dB dB cm deg 1 5112.25 45.08 54.00 -8.92 35.42 34.56 7.89 32.79 300 322 AVERAGE	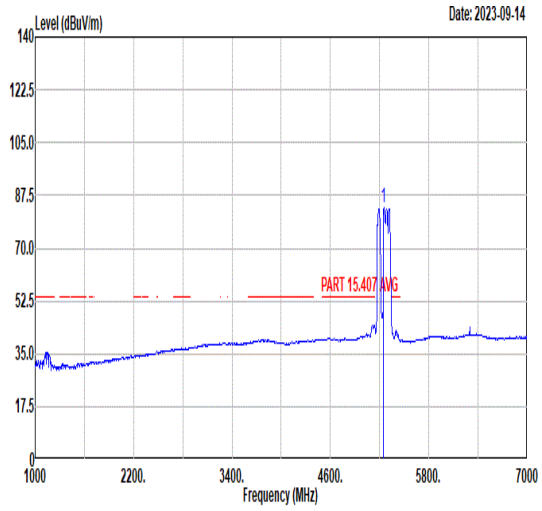 Freq Level Limit Line Margin Read Level Ant Factor Cable Loss Preamp Factor APos TPos Remark MHz dBuV/m dBuV/m dB dBuV dB/m dB dB cm deg 1 5250.00 83.43 ------ ------ 73.87 34.50 8.07 33.01 300 322 AVERAGE

Mode	74	
	Band Edge - R	
	U-NII-2A_5.15-5.35_802.11be EHT160_CH50_Puncturing 40M ②_5250MHz	
ANT	CDD 9+15	
Pol.	Horizontal	Fundamental
Peak	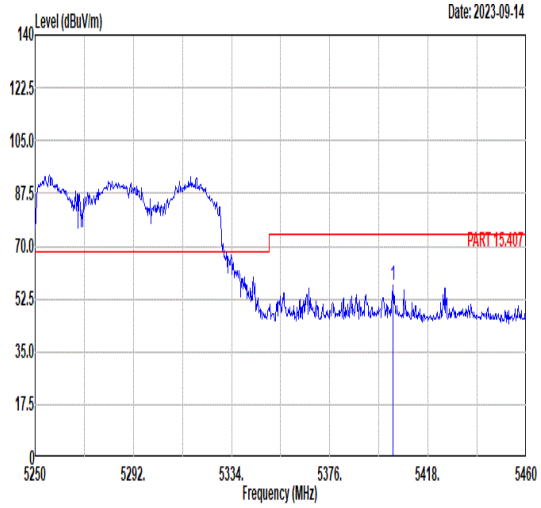 Freq Level Limit Line Margin Read Level Ant Factor Cable Loss Preamp Factor APos TPos Remark MHz dBuV/m dBuV/m dB dBuV dB/m dB dB cm deg 1 5403.09 56.84 74.00 -17.16 47.19 34.44 8.47 33.26 300 322 PEAK	Blank
Avg	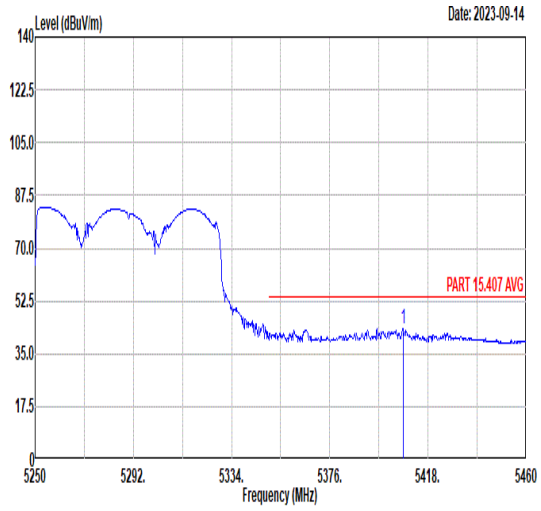 Freq Level Limit Line Margin Read Level Ant Factor Cable Loss Preamp Factor APos TPos Remark MHz dBuV/m dBuV/m dB dBuV dB/m dB dB cm deg 1 5407.50 43.32 54.00 -10.68 33.66 34.44 8.48 33.26 300 322 AVERAGE	Blank

Mode	74	
	Band Edge - L	
	U-NII-2A_5.15-5.35_802.11be EHT160_CH50_Puncturing 40M ②_5250MHz	
ANT	CDD 9+15	
Pol.	Vertical	Fundamental
Peak	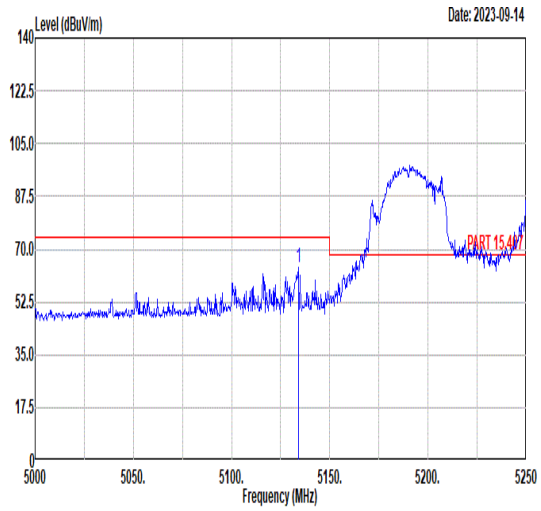 Freq Level Limit Line Margin Read Level Ant Factor Cable Loss Preamp Factor APos TPos Remark MHz dBuV/m dBuV/m dB dBuV dB/m dB dB cm deg 1 5134.00 63.98 74.00 -10.02 54.34 34.55 7.91 32.82 200 359 PEAK	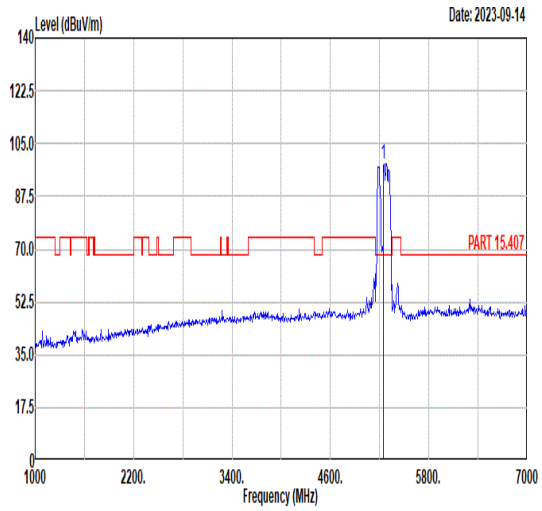 Freq Level Limit Line Margin Read Level Ant Factor Cable Loss Preamp Factor APos TPos Remark MHz dBuV/m dBuV/m dB dBuV dB/m dB dB cm deg 1 5250.00 98.25 ------ ------ 88.67 34.49 8.14 33.05 200 359 PEAK
Avg	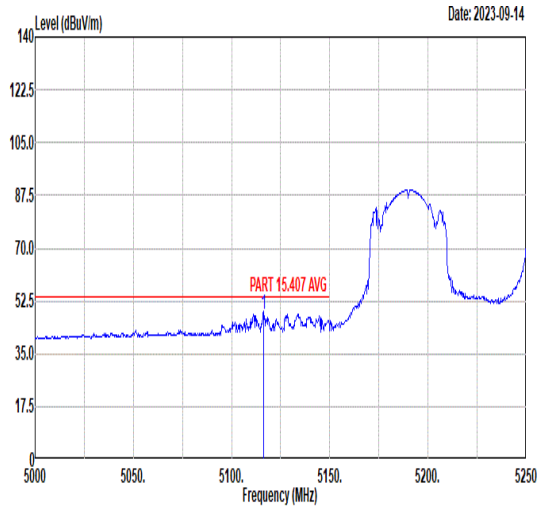 Freq Level Limit Line Margin Read Level Ant Factor Cable Loss Preamp Factor APos TPos Remark MHz dBuV/m dBuV/m dB dBuV dB/m dB dB cm deg 1 5116.25 48.20 54.00 -5.80 38.54 34.55 7.90 32.79 200 359 AVERAGE	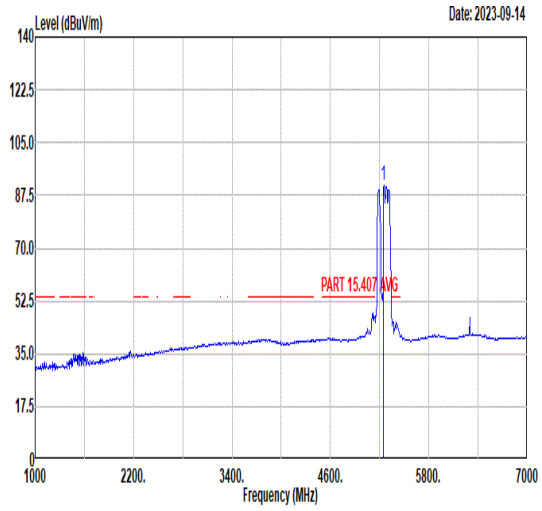 Freq Level Limit Line Margin Read Level Ant Factor Cable Loss Preamp Factor APos TPos Remark MHz dBuV/m dBuV/m dB dBuV dB/m dB dB cm deg 1 5250.00 90.87 ------ ------ 81.31 34.50 8.07 33.01 200 359 AVERAGE

Mode	74	
	Band Edge - R	
	U-NII-2A_5.15-5.35_802.11be EHT160_CH50_Puncturing 40M ②_5250MHz	
ANT	CDD 9+15	
Pol.	Vertical	Fundamental
Peak	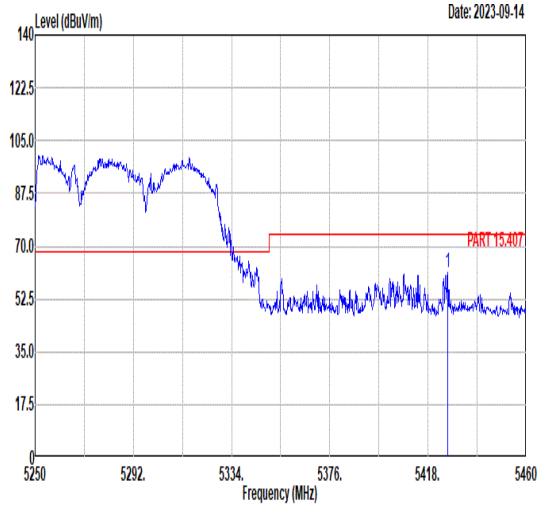 Freq Level Limit Line Margin Read Level Ant Factor Cable Loss Preamp Factor APos TPos Remark MHz dBuV/m dBuV/m dB dBuV dB/m dB dB cm deg 1 5426.40 61.18 74.00 -12.82 51.59 34.43 8.45 33.29 200 359 PEAK	Blank
Avg	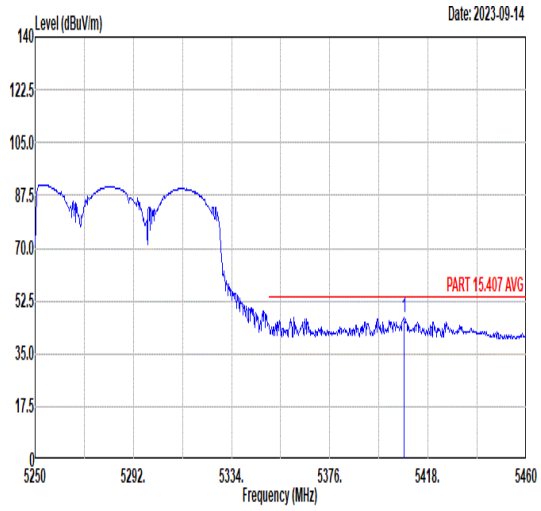 Freq Level Limit Line Margin Read Level Ant Factor Cable Loss Preamp Factor APos TPos Remark MHz dBuV/m dBuV/m dB dBuV dB/m dB dB cm deg 1 5407.71 47.15 54.00 -6.85 37.49 34.44 8.48 33.26 200 359 AVERAGE	Blank

Mode	75
	Band Edge - L
	U-NII-2C_5.15-5.35_802.11be EHT160_CH114_Puncturing 20M ⑧_5570MHz
ANT	CDD 9+15

Pol.	Horizontal	Fundamental
Peak	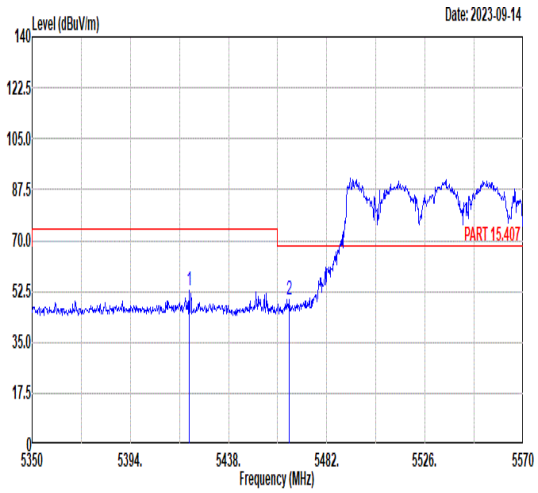 Freq Level Limit Line Margin Read Level Ant Factor Cable Loss Preamp Factor APos TPos Remark MHz dBuV/m dBuV/m dB dBuV dB/m dB dB cm deg 1 5420.40 52.73 74.00 -21.27 43.12 34.43 8.46 33.28 249 42 PEAK 2 5465.06 49.48 68.30 -18.82 40.03 34.41 8.40 33.36 249 42 PEAK	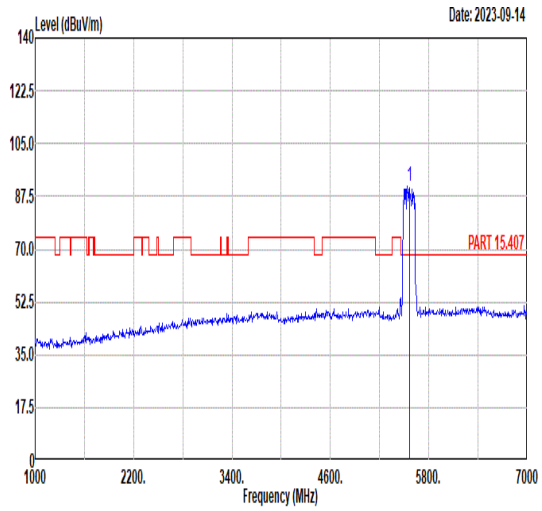 Freq Level Limit Line Margin Read Level Ant Factor Cable Loss Preamp Factor APos TPos Remark MHz dBuV/m dBuV/m dB dBuV dB/m dB dB cm deg 1 5570.00 90.95 ------ ------ 81.55 34.48 8.31 33.39 249 42 PEAK
Avg	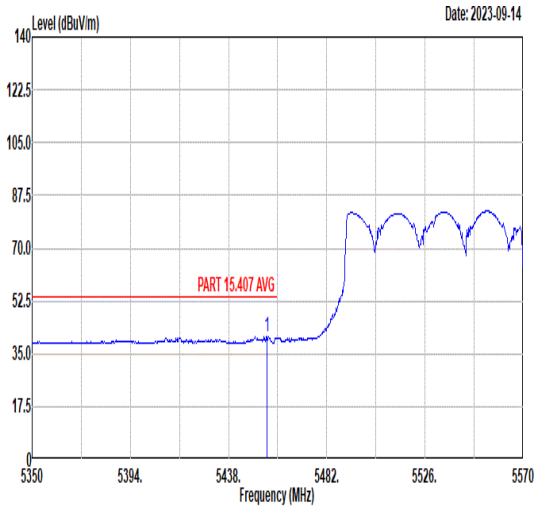 Freq Level Limit Line Margin Read Level Ant Factor Cable Loss Preamp Factor APos TPos Remark MHz dBuV/m dBuV/m dB dBuV dB/m dB dB cm deg 1 5455.16 40.89 54.00 -13.11 31.39 34.42 8.42 33.34 249 42 AVERAGE	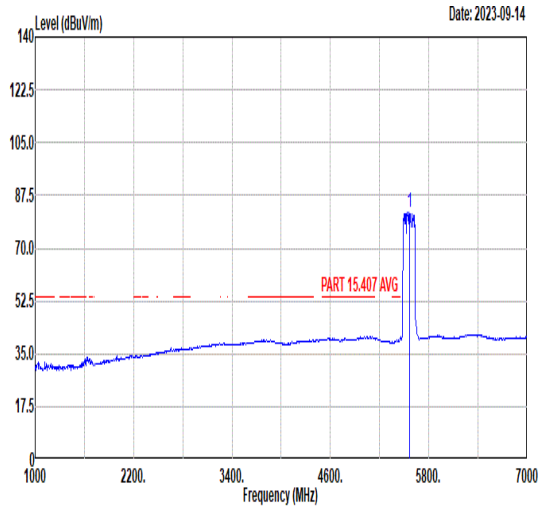 Freq Level Limit Line Margin Read Level Ant Factor Cable Loss Preamp Factor APos TPos Remark MHz dBuV/m dBuV/m dB dBuV dB/m dB dB cm deg 1 5570.00 81.77 ------ ------ 72.36 34.52 8.28 33.39 249 42 AVERAGE

Mode	75	
	Band Edge - R	
	U-NII-2C_5.15-5.35_802.11be EHT160_CH114_Puncturing 20M ⑧_5570MHz	
ANT	CDD 9+15	
Pol.	Horizontal	Fundamental
Peak	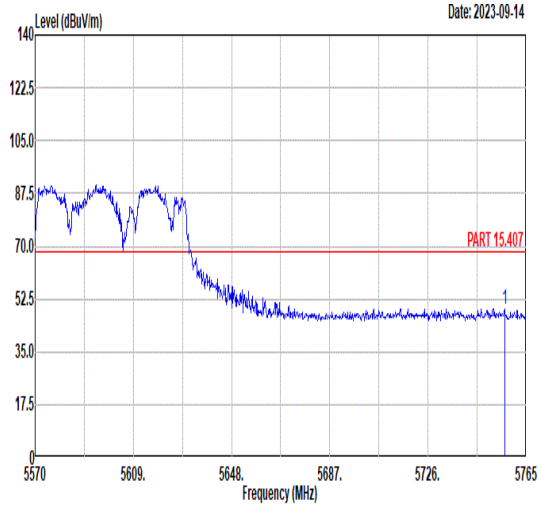 Freq Level Limit Line Margin Read Level Ant Factor Cable Loss Preamp Factor APos TPos Remark MHz dBuV/m dBuV/m dB dBuV dB/m dB dB cm deg 1 5756.42 49.20 68.30 -19.10 38.80 34.96 8.79 33.35 249 42 PEAK	Blank

Mode	75	
	Band Edge - L	
	U-NII-2C_5.15-5.35_802.11be EHT160_CH114_Puncturing 20M ⑧_5570MHz	
ANT	CDD 9+15	
Pol.	Vertical	Fundamental
Peak	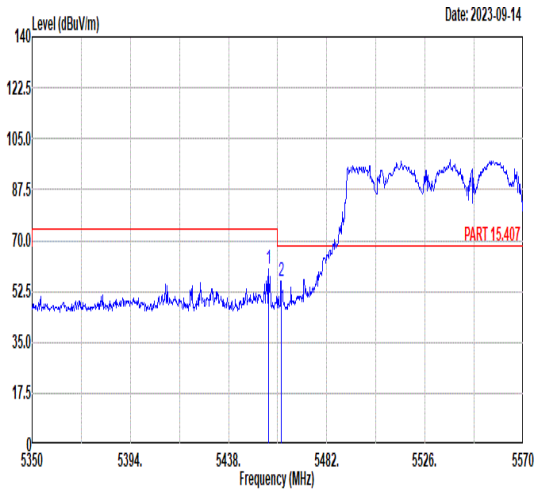 Freq Level Limit Line Margin Read Level Ant Factor Cable Loss Preamp Factor APos TPos Remark MHz dBuV/m dBuV/m dB dBuV dB/m dB dB cm deg 1 5455.82 60.47 74.00 -13.53 50.98 34.42 8.41 33.34 167 0 PEAK 2 5461.54 55.91 68.30 -12.39 46.43 34.42 8.41 33.35 167 0 PEAK	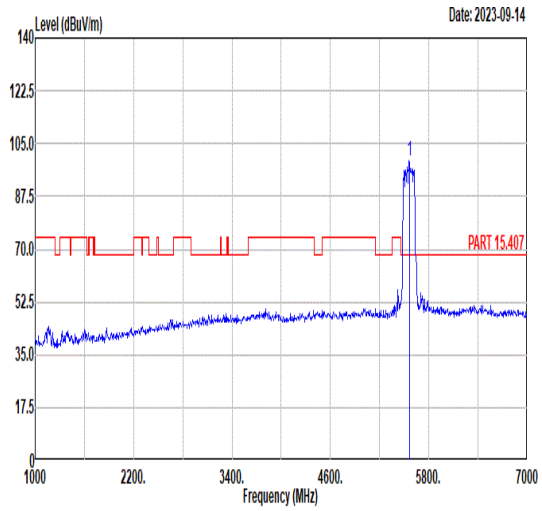 Freq Level Limit Line Margin Read Level Ant Factor Cable Loss Preamp Factor APos TPos Remark MHz dBuV/m dBuV/m dB dBuV dB/m dB dB cm deg 1 5570.00 99.33 ------ ------ 89.92 34.52 8.28 33.39 167 0 PEAK
Avg	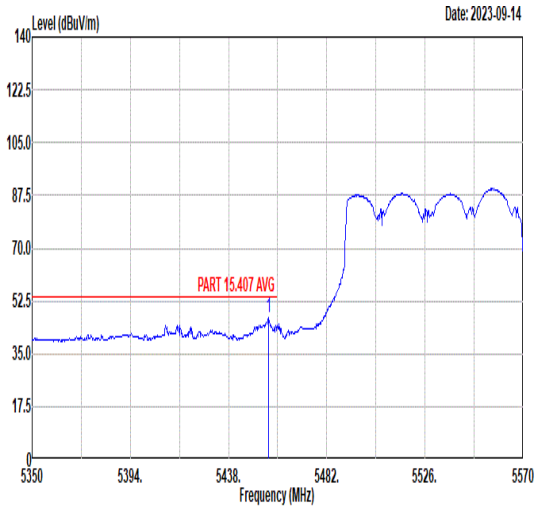 Freq Level Limit Line Margin Read Level Ant Factor Cable Loss Preamp Factor APos TPos Remark MHz dBuV/m dBuV/m dB dBuV dB/m dB dB cm deg 1 5456.04 46.91 54.00 -7.09 37.42 34.42 8.41 33.34 167 0 AVERAGE	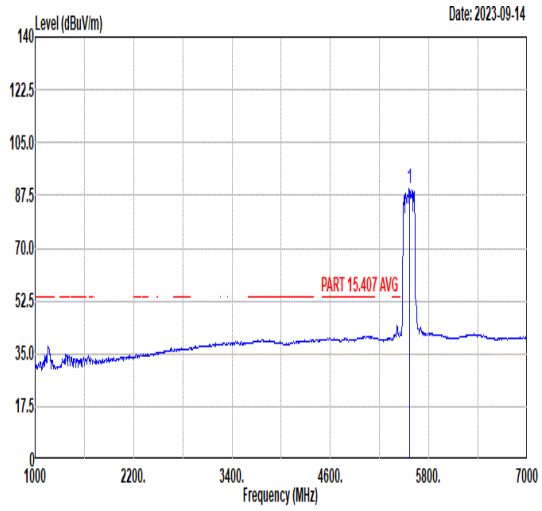 Freq Level Limit Line Margin Read Level Ant Factor Cable Loss Preamp Factor APos TPos Remark MHz dBuV/m dBuV/m dB dBuV dB/m dB dB cm deg 1 5570.00 89.55 ------ ------ 80.14 34.52 8.28 33.39 167 0 AVERAGE

Mode	75	
	Band Edge - R	
	U-NII-2C_5.15-5.35_802.11be EHT160_CH114_Puncturing 20M ⑧_5570MHz	
ANT	CDD 9+15	
Pol.	Vertical	Fundamental
Peak	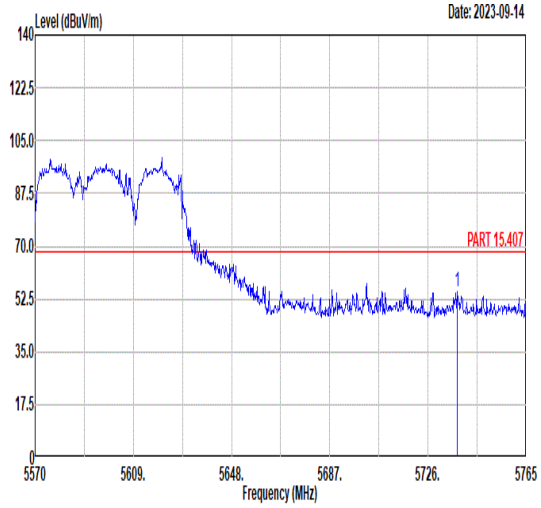 Freq Level Limit Line Margin Read Level Ant Factor Cable Loss Preamp Factor APos TPos Remark MHz dBuV/m dBuV/m dB dBuV dB/m dB dB cm deg 1 5737.51 54.74 68.30 -13.56 44.45 34.92 8.72 33.35 167 0 PEAK	Blank