Mode	76	
	Band Edge - L	
	U-NII-2C_5.15-5.35_802.11be EHT160_CH114_Puncturing 40M ❹_5570MHz	
ANT	CDD 9+15	
Pol.	Horizontal	Fundamental
Peak	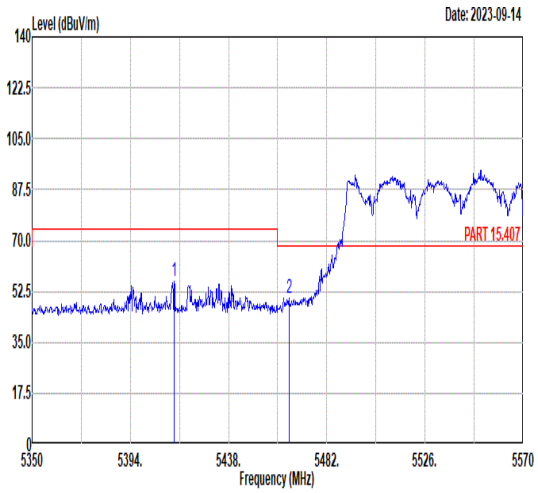 Freq Level Limit Line Margin Read Level Ant Factor Cable Loss Preamp Factor APos TPos Remark MHz dBuV/m dBuV/m dB dBuV dB/m dB dB cm deg 1 5413.58 56.17 74.00 -17.83 46.54 34.43 8.47 33.27 200 46 PEAK 2 5465.06 50.41 68.30 -17.89 40.96 34.41 8.40 33.36 200 46 PEAK	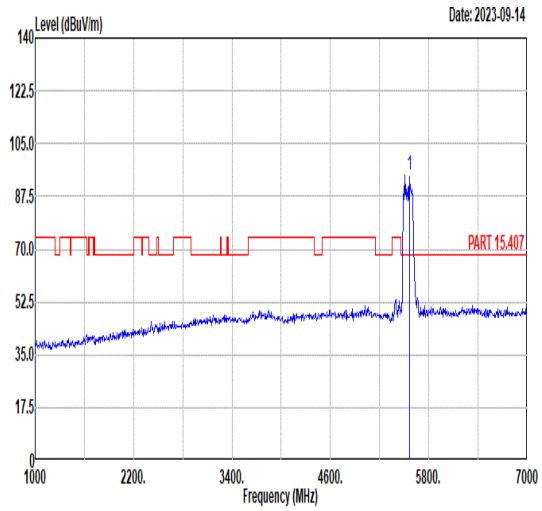 Freq Level Limit Line Margin Read Level Ant Factor Cable Loss Preamp Factor APos TPos Remark MHz dBuV/m dBuV/m dB dBuV dB/m dB dB cm deg 1 5570.00 94.54 ------ ------ 85.17 34.43 8.34 33.40 200 46 PEAK
Avg	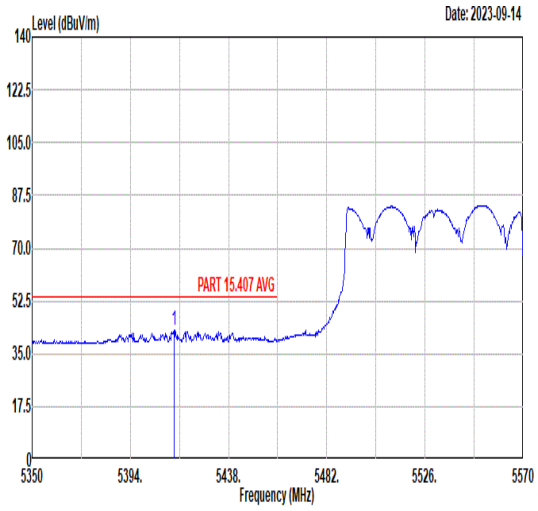 Freq Level Limit Line Margin Read Level Ant Factor Cable Loss Preamp Factor APos TPos Remark MHz dBuV/m dBuV/m dB dBuV dB/m dB dB cm deg 1 5413.58 42.84 54.00 -11.16 33.21 34.43 8.47 33.27 200 46 AVERAGE	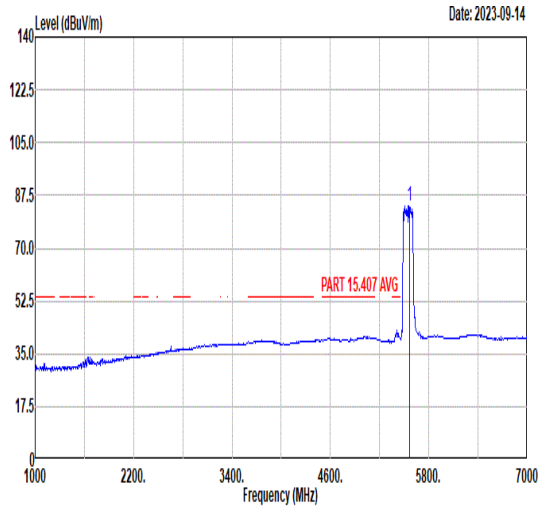 Freq Level Limit Line Margin Read Level Ant Factor Cable Loss Preamp Factor APos TPos Remark MHz dBuV/m dBuV/m dB dBuV dB/m dB dB cm deg 1 5570.00 84.20 ------ ------ 74.79 34.52 8.28 33.39 200 46 AVERAGE

Mode	76	
	Band Edge - R	
	U-NII-2C_5.15-5.35_802.11be EHT160_CH114_Puncturing 40M ❹_5570MHz	
ANT	CDD 9+15	
Pol.	Horizontal	Fundamental
Peak	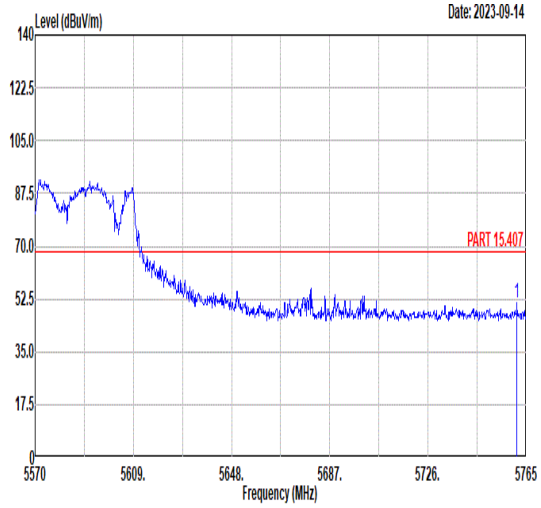 Freq Level Limit Line Margin Read Level Ant Factor Cable Loss Preamp Factor APos TPos Remark MHz dBuV/m dBuV/m dB dBuV dB/m dB dB cm deg 1 5761.30 51.49 68.30 -16.81 41.06 34.97 8.81 33.35 200 46 PEAK	Blank

Mode	76	
	Band Edge - L	
	U-NII-2C_5.15-5.35_802.11be EHT160_CH114_Puncturing 40M ❹_5570MHz	
ANT	CDD 9+15	
Pol.	Vertical	Fundamental
Peak	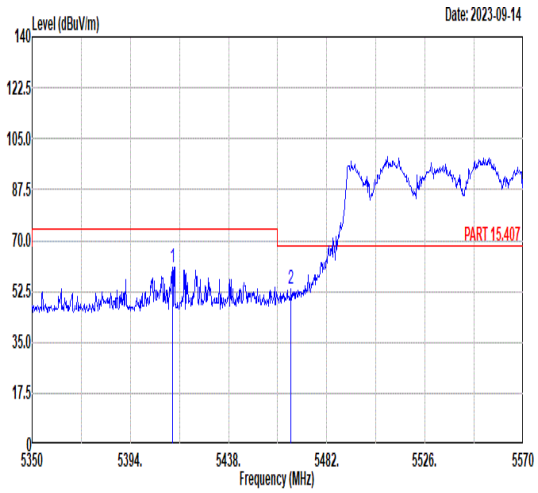 Freq Level Limit Line Margin Read Level Ant Factor Cable Loss Preamp Factor APos TPos Remark MHz dBuV/m dBuV/m dB dBuV dB/m dB dB cm deg 1 5412.92 60.76 74.00 -13.24 51.13 34.43 8.47 33.27 240 23 PEAK 2 5465.94 53.50 68.30 -14.80 44.05 34.41 8.40 33.36 240 23 PEAK	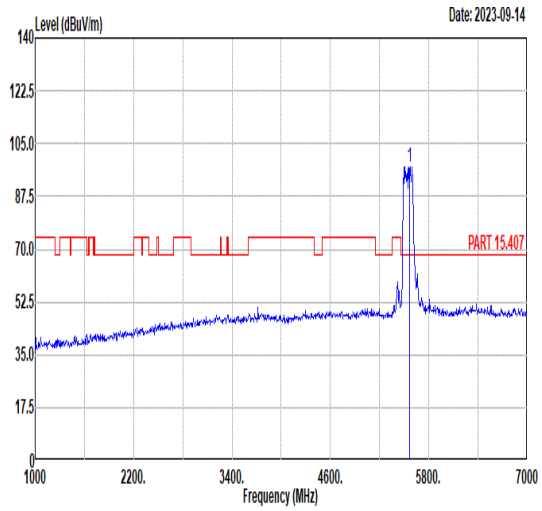 Freq Level Limit Line Margin Read Level Ant Factor Cable Loss Preamp Factor APos TPos Remark MHz dBuV/m dBuV/m dB dBuV dB/m dB dB cm deg 1 5570.00 97.33 ------ ------ 87.89 34.56 8.26 33.38 240 23 PEAK
Avg	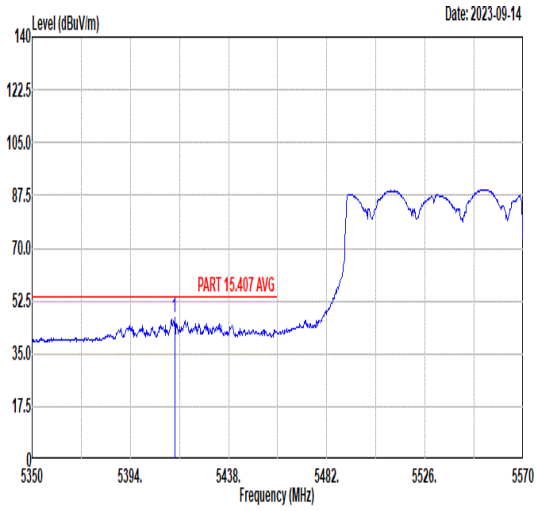 Freq Level Limit Line Margin Read Level Ant Factor Cable Loss Preamp Factor APos TPos Remark MHz dBuV/m dBuV/m dB dBuV dB/m dB dB cm deg 1 5413.80 46.78 54.00 -7.22 37.15 34.43 8.47 33.27 240 23 AVERAGE	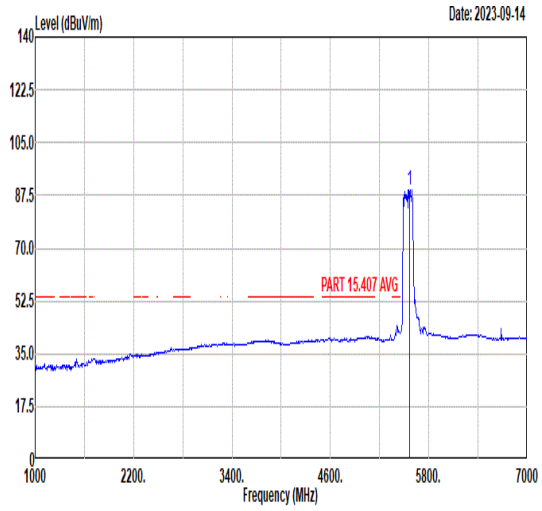 Freq Level Limit Line Margin Read Level Ant Factor Cable Loss Preamp Factor APos TPos Remark MHz dBuV/m dBuV/m dB dBuV dB/m dB dB cm deg 1 5570.00 89.46 ------ ------ 80.05 34.52 8.28 33.39 240 23 AVERAGE

Mode	76	
	Band Edge - R	
	U-NII-2C_5.15-5.35_802.11be EHT160_CH114_Puncturing 40M ❹_5570MHz	
ANT	CDD 9+15	
Pol.	Vertical	Fundamental
Peak	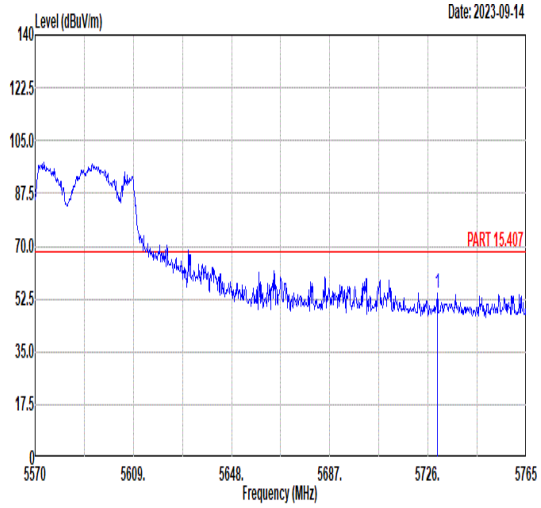 Freq Level Limit Line Margin Read Level Ant Factor Cable Loss Preamp Factor APos TPos Remark MHz dBuV/m dBuV/m dB dBuV dB/m dB dB cm deg 1 5729.71 54.31 68.30 -13.99 44.06 34.91 8.69 33.35 240 23 PEAK	Blank

Mode	77	
	Band Edge - L	
	U-NII-3_5.725-5.85_802.11be EHT80_CH155_Puncturing 20M ③_5775MHz	
ANT	CDD 9+15	
Pol.	Horizontal	Fundamental
Peak	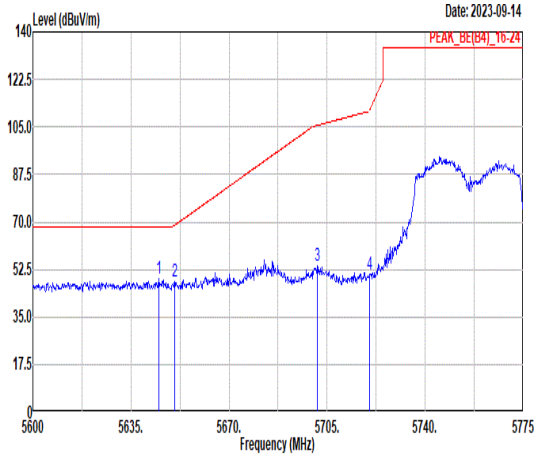 Freq Level Limit Line Margin Read Level Ant Factor Cable Loss Preamp Factor APos TPos Remark MHz dBuV/m dBuV/m dB dBuV dB/m dB dB cm deg 1 5644.98 48.89 68.30 -19.41 39.16 34.72 8.38 33.37 300 303 PEAK 2 5650.58 47.92 68.73 -20.81 38.16 34.73 8.40 33.37 300 303 PEAK 3 5701.50 53.64 105.62 -51.98 43.57 34.84 8.59 33.36 300 303 PEAK 4 5720.23 50.63 111.31 -60.68 40.45 34.88 8.66 33.36 300 303 PEAK	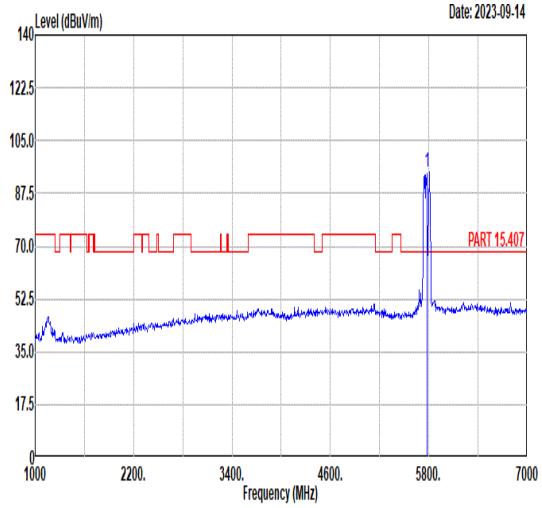 Freq Level Limit Line Margin Read Level Ant Factor Cable Loss Preamp Factor APos TPos Remark MHz dBuV/m dBuV/m dB dBuV dB/m dB dB cm deg 1 5775.00 94.58 ------ ------ 83.91 35.09 8.92 33.34 300 303 PEAK
Avg	Blank	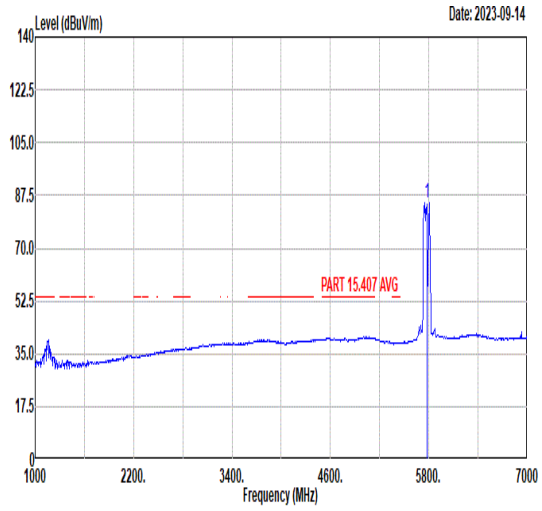 Freq Level Limit Line Margin Read Level Ant Factor Cable Loss Preamp Factor APos TPos Remark MHz dBuV/m dBuV/m dB dBuV dB/m dB dB cm deg 1 5775.00 85.18 ------ ------ 74.51 35.09 8.92 33.34 300 303 AVERAGE

Mode	77	
	Band Edge - R	
	U-NII-3_5.725-5.85_802.11be EHT80_CH155_Puncturing 20M ③_5775MHz	
ANT	CDD 9+15	
Pol.	Horizontal	Fundamental
Peak	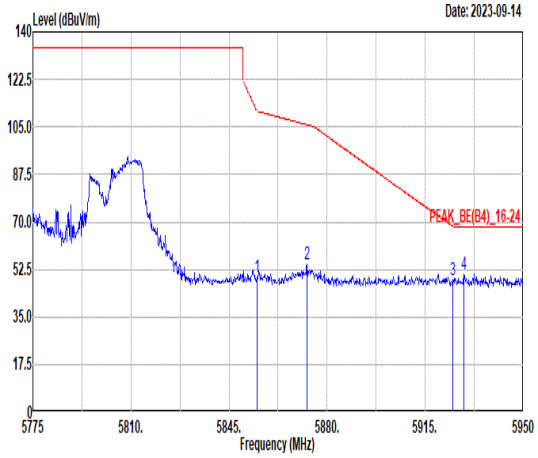 Freq Level Limit Line Margin Read Level Ant Factor Cable Loss Preamp Factor APos TPos Remark MHz dBuV/m dBuV/m dB dBuV dB/m dB dB cm deg 1 5854.98 49.55 110.86 -61.31 38.83 35.18 8.87 33.33 300 303 PEAK 2 5872.83 54.18 105.81 -51.63 43.44 35.22 8.85 33.33 300 303 PEAK 3 5924.98 48.47 68.22 -19.75 37.67 35.33 8.79 33.32 300 303 PEAK 4 5928.83 50.69 68.30 -17.61 39.89 35.34 8.78 33.32 300 303 PEAK	Blank

Mode	77	
	Band Edge - L	
	U-NII-3_5.725-5.85_802.11be EHT80_CH155_Puncturing 20M ③_5775MHz	
ANT	CDD 9+15	
Pol.	Vertical	Fundamental
Peak	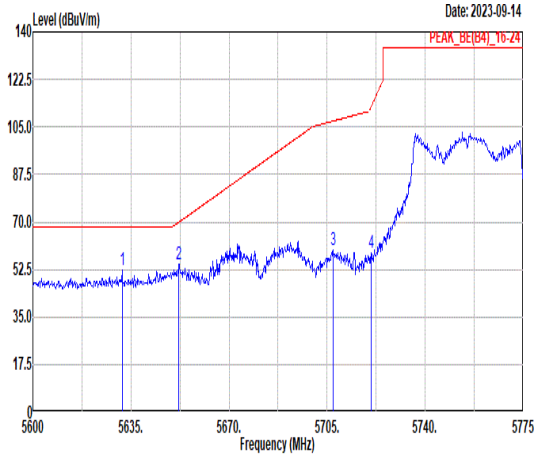 Freq Level Limit Line Margin Read Level Ant Factor Cable Loss Preamp Factor APos TPos Remark MHz dBuV/m dBuV/m dB dBuV dB/m dB dB cm deg 1 5631.85 52.50 68.30 -15.80 42.85 34.69 8.33 33.37 200 39 PEAK 2 5652.15 54.49 69.89 -15.40 44.72 34.73 8.41 33.37 200 39 PEAK 3 5707.10 59.74 107.19 -47.45 49.63 34.86 8.61 33.36 200 39 PEAK 4 5720.75 58.69 112.51 -53.82 48.50 34.89 8.66 33.36 200 39 PEAK	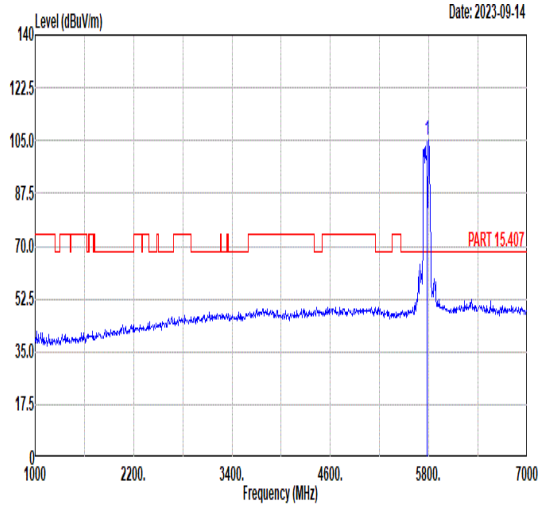 Freq Level Limit Line Margin Read Level Ant Factor Cable Loss Preamp Factor APos TPos Remark MHz dBuV/m dBuV/m dB dBuV dB/m dB dB cm deg 1 5775.00 105.17 ------ ------ 94.51 35.06 8.94 33.34 200 39 PEAK
Avg	Blank	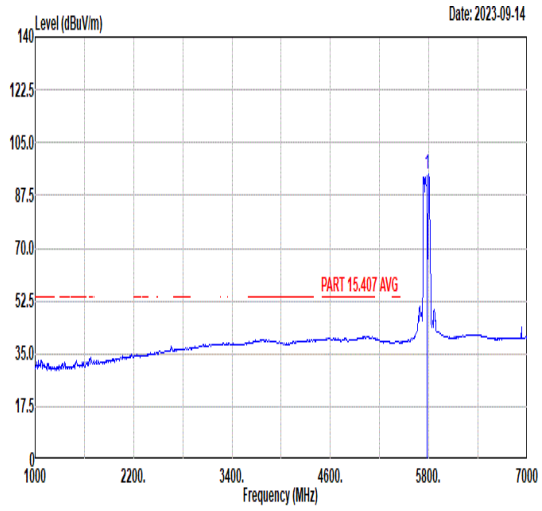 Freq Level Limit Line Margin Read Level Ant Factor Cable Loss Preamp Factor APos TPos Remark MHz dBuV/m dBuV/m dB dBuV dB/m dB dB cm deg 1 5775.00 94.54 ------ ------ 83.88 35.06 8.94 33.34 200 39 AVERAGE

Mode	77	
	Band Edge - R	
	U-NII-3_5.725-5.85_802.11be EHT80_CH155_Puncturing 20M ③_5775MHz	
ANT	CDD 9+15	
Pol.	Vertical	Fundamental
Peak	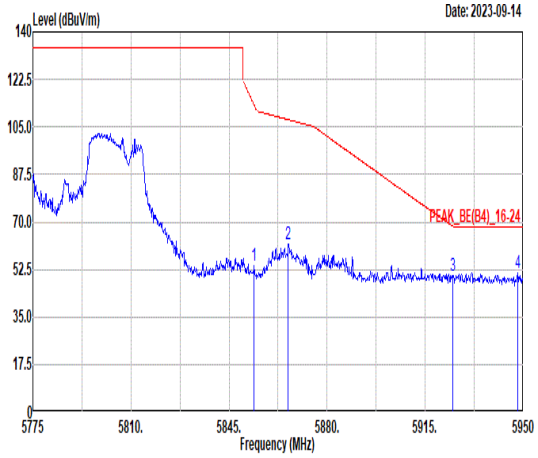 Freq Level Limit Line Margin Read Level Ant Factor Cable Loss Preamp Factor APos TPos Remark MHz dBuV/m dBuV/m dB dBuV dB/m dB dB cm deg 1 5853.93 53.63 113.25 -59.62 42.91 35.18 8.87 33.33 200 39 PEAK 2 5866.18 61.88 107.67 -45.79 51.14 35.21 8.86 33.33 200 39 PEAK 3 5924.80 50.17 68.35 -18.18 39.37 35.33 8.79 33.32 200 39 PEAK 4 5947.90 51.34 68.30 -16.96 40.50 35.39 8.76 33.31 200 39 PEAK	Blank

Mode	78	
	Band Edge - L	
	U-NII-1_5.15-5.25_802.11be EHT80_CH42_Large RU 484+242 ④_5210MHz	
ANT	CDD 9+15	
Pol.	Horizontal	Fundamental
Peak	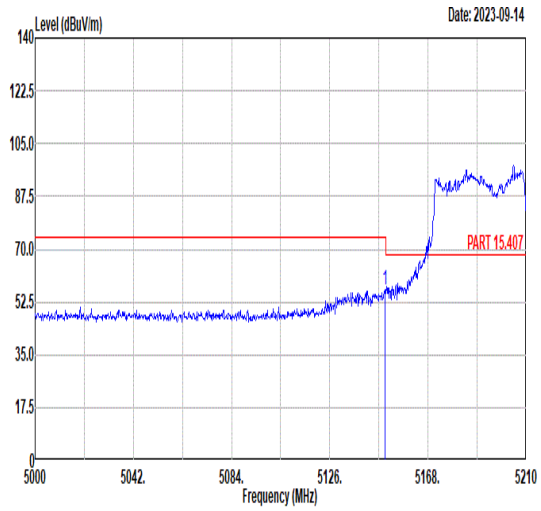 Freq Level Limit Line Margin Read Level Ant Factor Cable Loss Preamp Factor APos TPos Remark MHz dBuV/m dBuV/m dB dBuV dB/m dB dB cm deg 1 5149.52 56.73 74.00 -17.27 47.12 34.54 7.92 32.85 400 342 PEAK	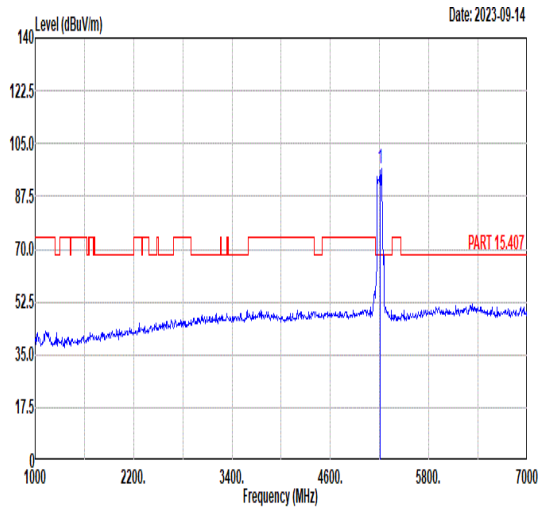 Freq Level Limit Line Margin Read Level Ant Factor Cable Loss Preamp Factor APos TPos Remark MHz dBuV/m dBuV/m dB dBuV dB/m dB dB cm deg 1 5210.00 96.88 ------ ------ 87.34 34.51 8.01 32.98 400 342 PEAK
Avg	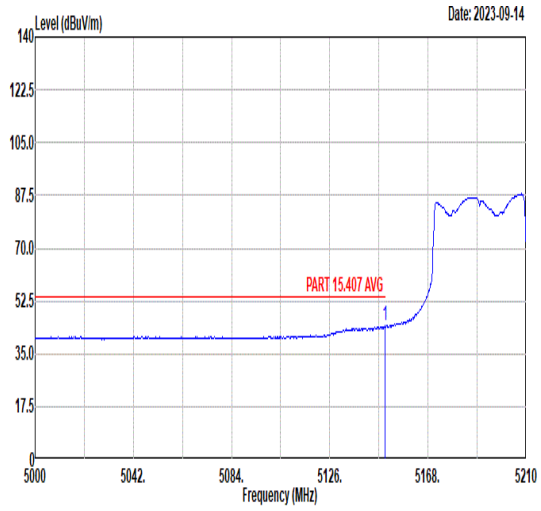 Freq Level Limit Line Margin Read Level Ant Factor Cable Loss Preamp Factor APos TPos Remark MHz dBuV/m dBuV/m dB dBuV dB/m dB dB cm deg 1 5149.73 44.24 54.00 -9.76 34.63 34.54 7.92 32.85 400 342 AVERAGE	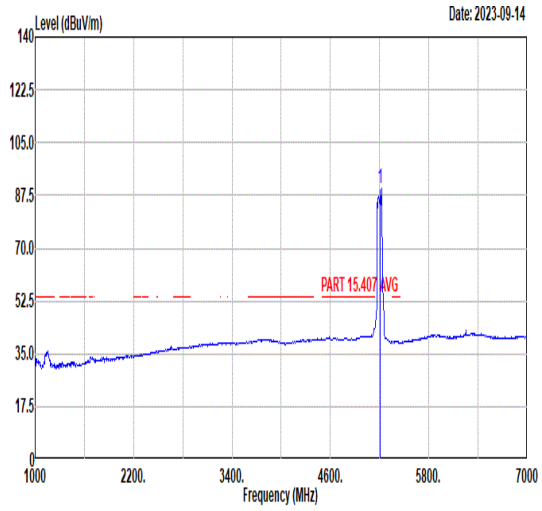 Freq Level Limit Line Margin Read Level Ant Factor Cable Loss Preamp Factor APos TPos Remark MHz dBuV/m dBuV/m dB dBuV dB/m dB dB cm deg 1 5210.00 89.77 ------ ------ 80.23 34.51 8.01 32.98 400 342 AVERAGE

Mode	78	
	Band Edge - R	
	U-NII-1_5.15-5.25_802.11be EHT80_CH42_Large RU 484+242 ④_5210MHz	
ANT	CDD 9+15	
Pol.	Horizontal	Fundamental
Peak	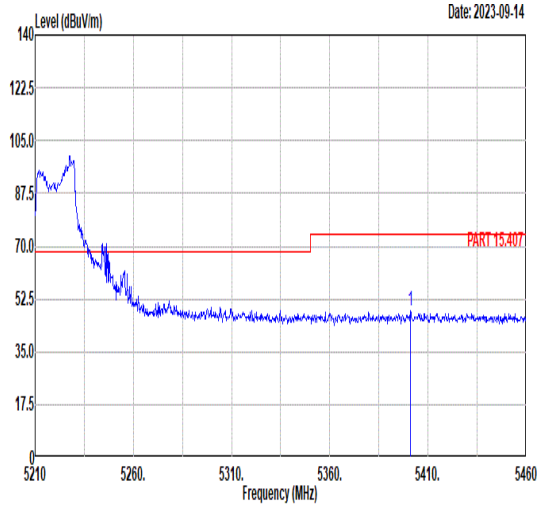 Freq Level Limit Line Margin Read Level Ant Factor Cable Loss Preamp Factor APos TPos Remark MHz dBuV/m dBuV/m dB dBuV dB/m dB dB cm deg 1 5401.00 48.56 74.00 -25.44 38.91 34.44 8.46 33.25 400 342 PEAK	Blank
Avg	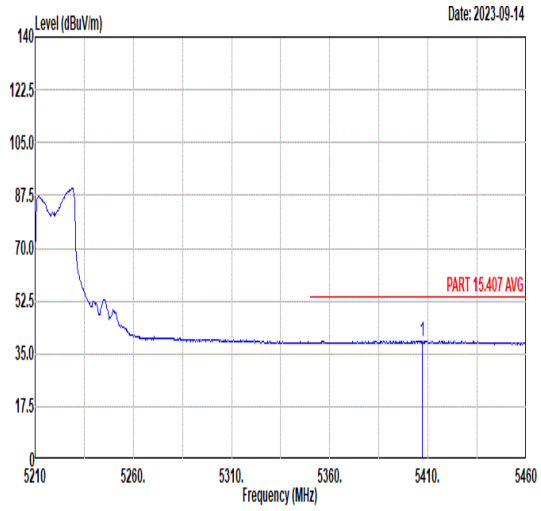 Freq Level Limit Line Margin Read Level Ant Factor Cable Loss Preamp Factor APos TPos Remark MHz dBuV/m dBuV/m dB dBuV dB/m dB dB cm deg 1 5407.25 39.23 54.00 -14.77 29.57 34.44 8.48 33.26 400 342 AVERAGE	Blank

Mode	78	
	Band Edge - L	
	U-NII-1_5.15-5.25_802.11be EHT80_CH42_Large RU 484+242 ④_5210MHz	
ANT	CDD 9+15	
Pol.	Vertical	Fundamental
Peak	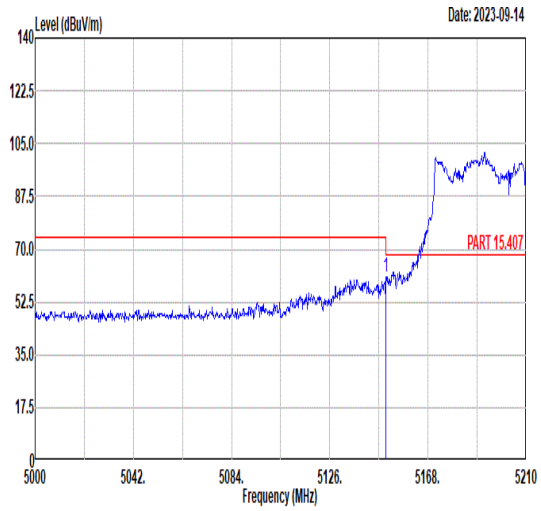 Freq Level Limit Line Margin Read Level Ant Factor Cable Loss Preamp Factor APos TPos Remark 1 5149.94 60.53 74.00 -13.47 50.92 34.54 7.92 32.85 224 2 PEAK	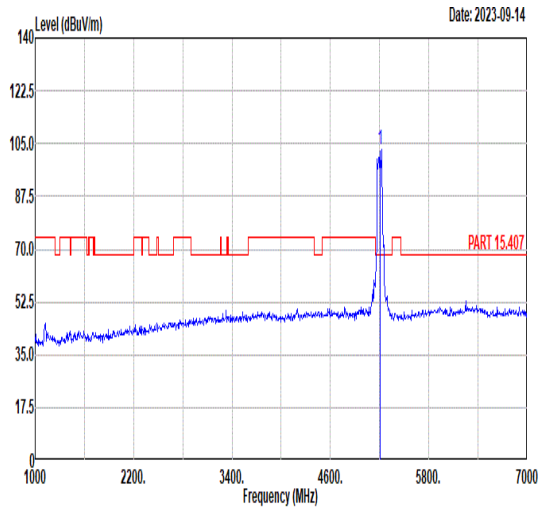 Freq Level Limit Line Margin Read Level Ant Factor Cable Loss Preamp Factor APos TPos Remark 1 5210.00 102.83 ------ ------ 93.29 34.51 8.01 32.98 224 2 PEAK
Avg	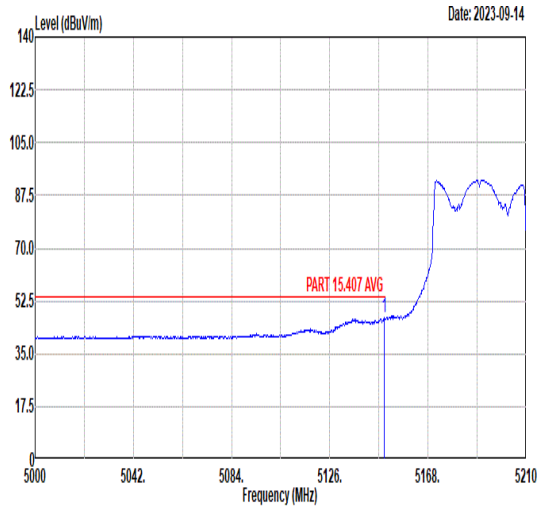 Freq Level Limit Line Margin Read Level Ant Factor Cable Loss Preamp Factor APos TPos Remark 1 5149.31 46.87 54.00 -7.13 37.26 34.54 7.92 32.85 224 2 AVERAGE	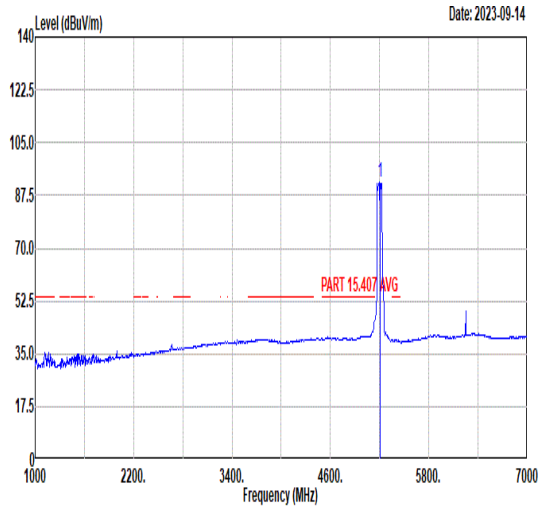 Freq Level Limit Line Margin Read Level Ant Factor Cable Loss Preamp Factor APos TPos Remark 1 5210.00 91.66 ------ ------ 82.11 34.52 7.95 32.92 224 2 AVERAGE

Mode	78	
	Band Edge - R	
	U-NII-1_5.15-5.25_802.11be EHT80_CH42_Large RU 484+242 ④_5210MHz	
ANT	CDD 9+15	
Pol.	Vertical	Fundamental
Peak	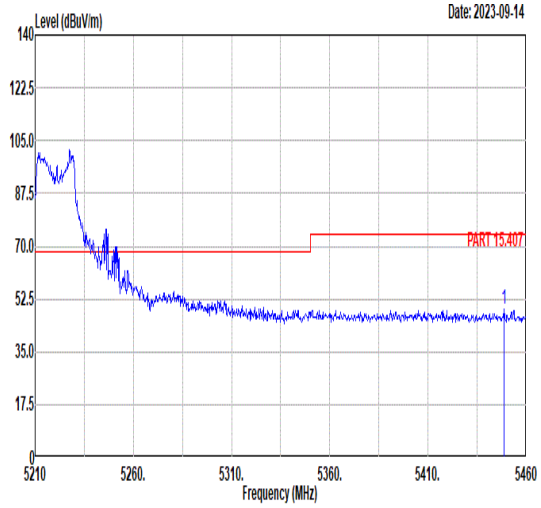 Freq Level Limit Line Margin Read Level Ant Factor Cable Loss Preamp Factor APos TPos Remark MHz dBuV/m dBuV/m dB dBuV dB/m dB dB cm deg 1 5448.75 49.25 74.00 -24.75 39.74 34.42 8.42 33.33 224 2 PEAK	Blank
Avg	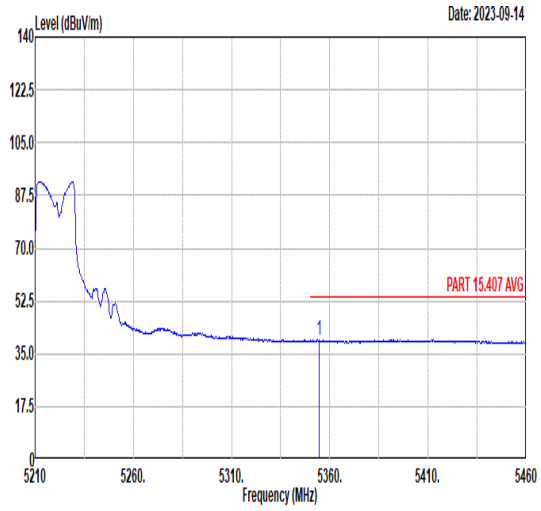 Freq Level Limit Line Margin Read Level Ant Factor Cable Loss Preamp Factor APos TPos Remark MHz dBuV/m dBuV/m dB dBuV dB/m dB dB cm deg 1 5354.50 39.52 54.00 -14.48 29.90 34.46 8.34 33.18 224 2 AVERAGE	Blank

Mode	79	
	Band Edge - L	
	U-NII-2A_5.25-5.35_802.11be EHT80_CH58_Large RU 484+242 ❶_5290MHz	
ANT	CDD 9+15	
Pol.	Horizontal	Fundamental
Peak	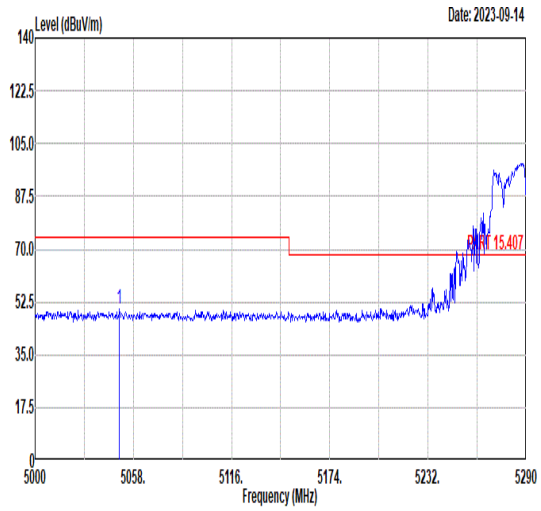 Freq Level Limit Line Margin Read Level Ant Factor Cable Loss Preamp Factor APos TPos Remark MHz dBuV/m dBuV/m dB dBuV dB/m dB dB cm deg 1 5049.88 50.23 74.00 -23.77 40.48 34.58 7.85 32.68 200 62 PEAK	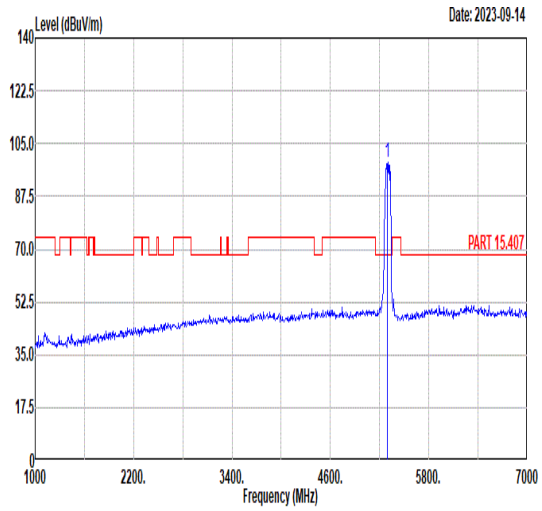 Freq Level Limit Line Margin Read Level Ant Factor Cable Loss Preamp Factor APos TPos Remark MHz dBuV/m dBuV/m dB dBuV dB/m dB dB cm deg 1 5290.00 98.58 ------ ------ 88.98 34.48 8.22 33.10 200 62 PEAK
Avg	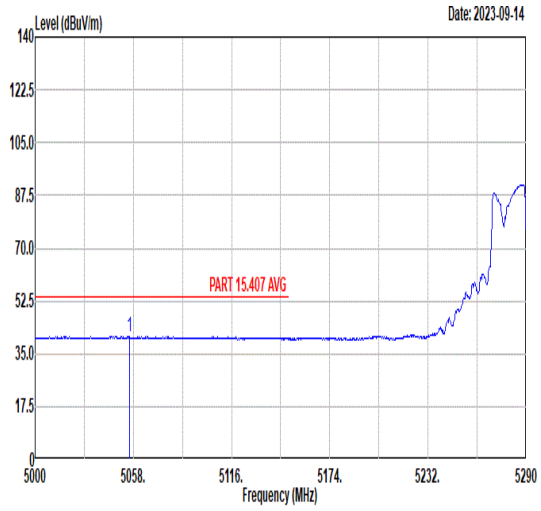 Freq Level Limit Line Margin Read Level Ant Factor Cable Loss Preamp Factor APos TPos Remark MHz dBuV/m dBuV/m dB dBuV dB/m dB dB cm deg 1 5055.68 40.63 54.00 -13.37 30.88 34.58 7.86 32.69 200 62 AVERAGE	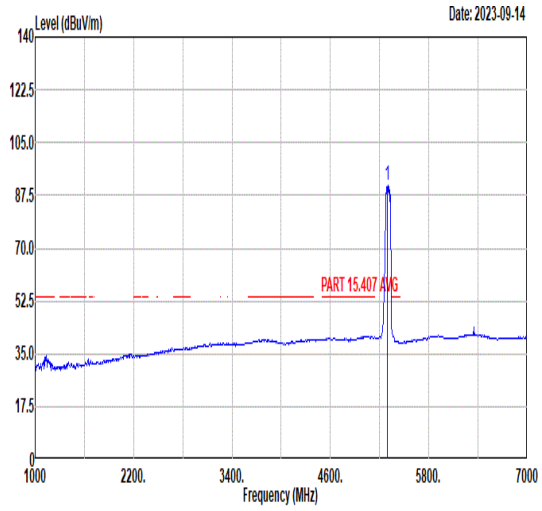 Freq Level Limit Line Margin Read Level Ant Factor Cable Loss Preamp Factor APos TPos Remark MHz dBuV/m dBuV/m dB dBuV dB/m dB dB cm deg 1 5290.00 90.72 ------ ------ 81.12 34.48 8.22 33.10 200 62 AVERAGE

Mode	79	
	Band Edge - R	
	U-NII-2A_5.25-5.35_802.11be EHT80_CH58_Large RU 484+242 ❶_5290MHz	
ANT	CDD 9+15	
Pol.	Horizontal	Fundamental
Peak	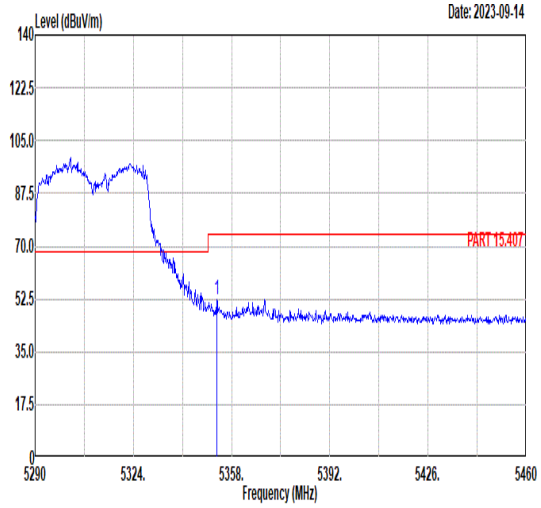 Freq Level Limit Line Margin Read Level Ant Factor Cable Loss Preamp Factor APos TPos Remark MHz dBuV/m dBuV/m dB dBuV dB/m dB dB cm deg 1 5352.90 52.36 74.00 -21.64 42.73 34.46 8.34 33.17 200 62 PEAK	Blank
Avg	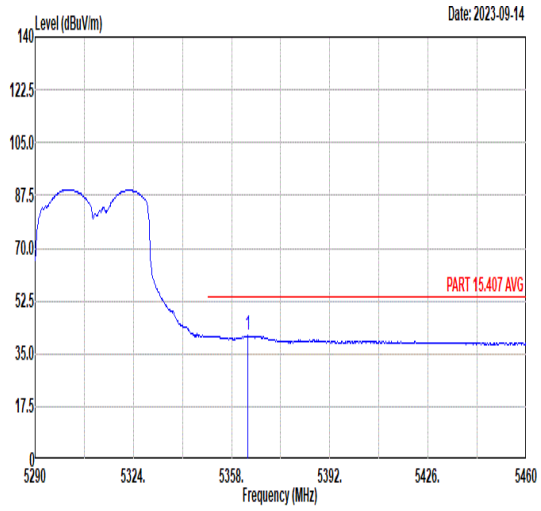 Freq Level Limit Line Margin Read Level Ant Factor Cable Loss Preamp Factor APos TPos Remark MHz dBuV/m dBuV/m dB dBuV dB/m dB dB cm deg 1 5363.61 40.96 54.00 -13.04 31.34 34.45 8.36 33.19 200 62 AVERAGE	Blank

Mode	79	
	Band Edge - L	
	U-NII-2A_5.25-5.35_802.11be EHT80_CH58_Large RU 484+242 ❶_5290MHz	
ANT	CDD 9+15	
Pol.	Vertical	Fundamental
Peak	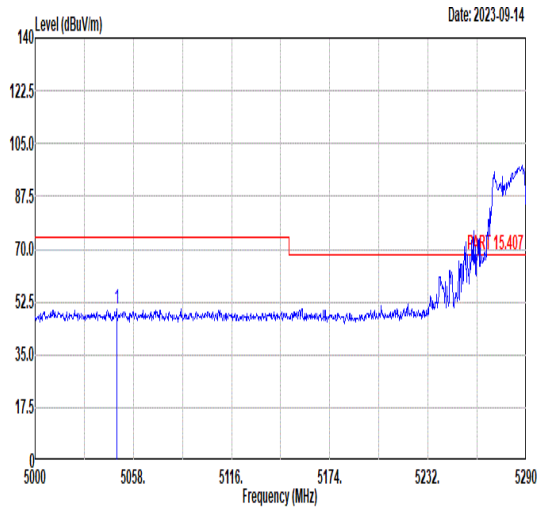 Freq Level Limit Line Margin Read Level Ant Factor Cable Loss Preamp Factor APos TPos Remark MHz dBuV/m dBuV/m dB dBuV dB/m dB dB cm deg 1 5048.14 50.24 74.00 -23.76 40.49 34.58 7.85 32.68 100 85 PEAK	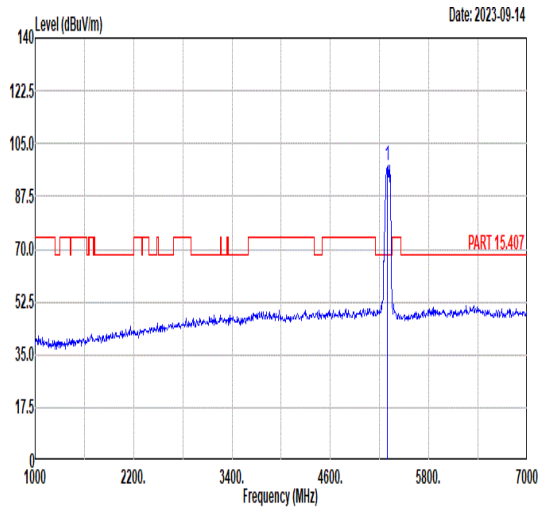 Freq Level Limit Line Margin Read Level Ant Factor Cable Loss Preamp Factor APos TPos Remark MHz dBuV/m dBuV/m dB dBuV dB/m dB dB cm deg 1 5290.00 97.71 ------ ------ 88.11 34.47 8.26 33.13 100 85 PEAK
Avg	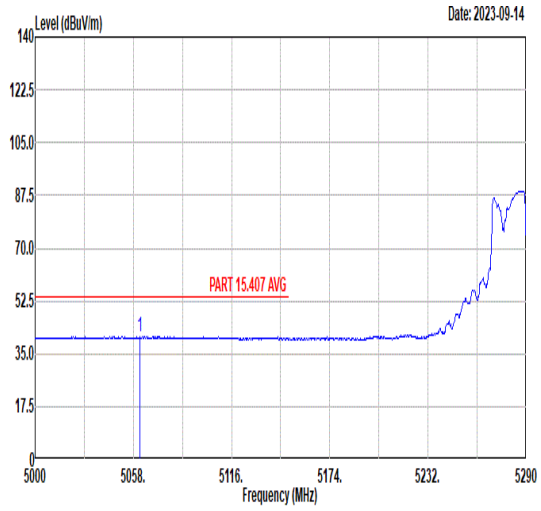 Freq Level Limit Line Margin Read Level Ant Factor Cable Loss Preamp Factor APos TPos Remark MHz dBuV/m dBuV/m dB dBuV dB/m dB dB cm deg 1 5062.06 40.71 54.00 -13.29 30.97 34.58 7.86 32.70 100 85 AVERAGE	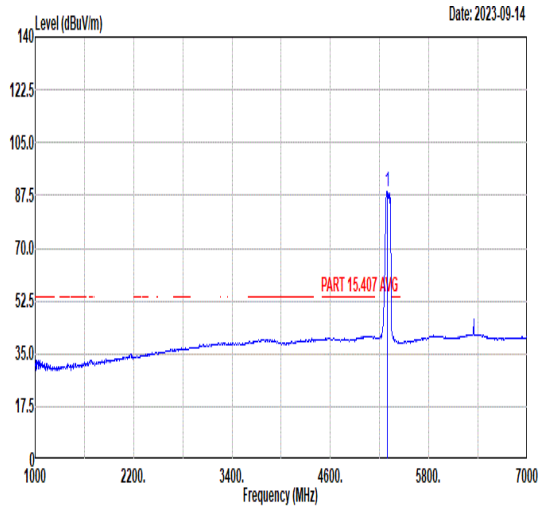 Freq Level Limit Line Margin Read Level Ant Factor Cable Loss Preamp Factor APos TPos Remark MHz dBuV/m dBuV/m dB dBuV dB/m dB dB cm deg 1 5290.00 88.82 ------ ------ 79.24 34.49 8.15 33.06 100 85 AVERAGE

Mode	79	
	Band Edge - R	
	U-NII-2A_5.25-5.35_802.11be EHT80_CH58_Large RU 484+242 ❶_5290MHz	
ANT	CDD 9+15	
Pol.	Vertical	Fundamental
Peak	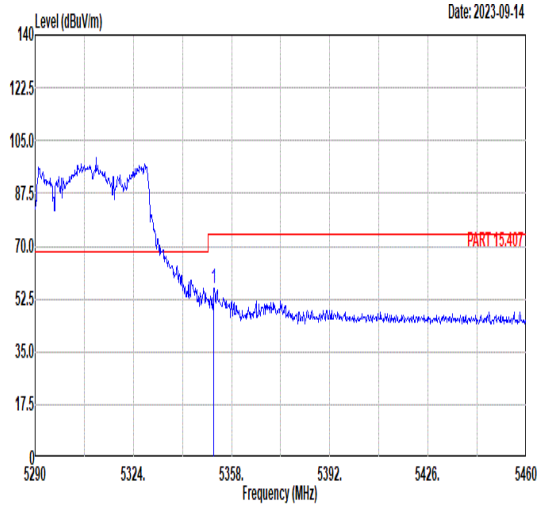 Freq Level Limit Line Margin Read Level Ant Factor Cable Loss Preamp Factor APos TPos Remark MHz dBuV/m dBuV/m dB dBuV dB/m dB dB cm deg 1 5351.88 56.12 74.00 -17.88 46.50 34.46 8.33 33.17 100 85 PEAK	Blank
Avg	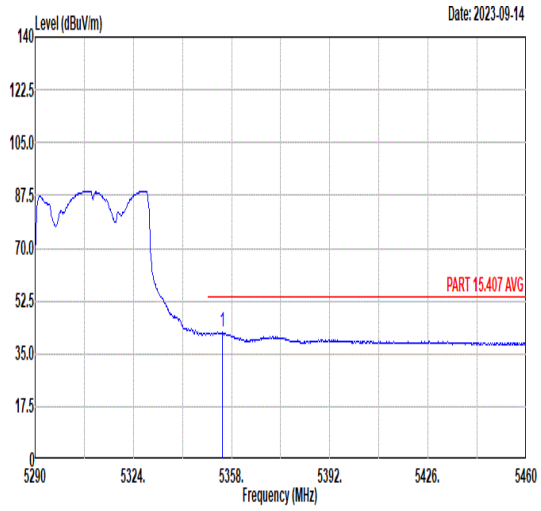 Freq Level Limit Line Margin Read Level Ant Factor Cable Loss Preamp Factor APos TPos Remark MHz dBuV/m dBuV/m dB dBuV dB/m dB dB cm deg 1 5354.77 42.20 54.00 -11.80 32.58 34.46 8.34 33.18 100 85 AVERAGE	Blank

Mode	80	
	Band Edge - L	
	U-NII-2C_5.47-5.725_802.11be EHT80_CH106_Large RU 484+242 ❹ 5530MHz	
ANT	CDD 9+15	
Pol.	Horizontal	Fundamental
Peak	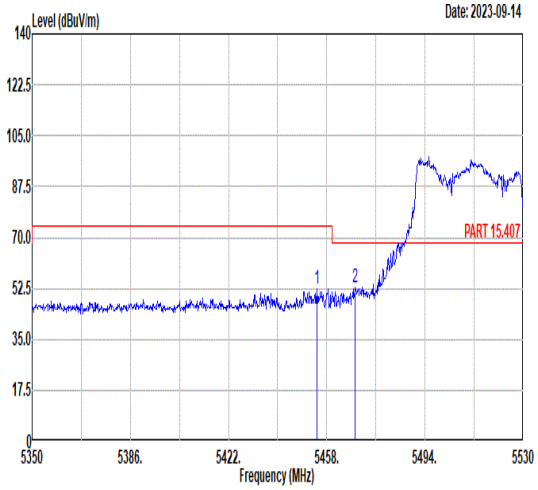 Freq Level Limit Line Margin Read Level Ant Factor Cable Loss Preamp Factor APos TPos Remark MHz dBuV/m dBuV/m dB dBuV dB/m dB dB cm deg 1 5454.40 52.55 74.00 -21.45 43.05 34.42 8.42 33.34 200 47 PEAK 2 5468.44 52.68 68.30 -15.62 43.23 34.41 8.40 33.36 200 47 PEAK	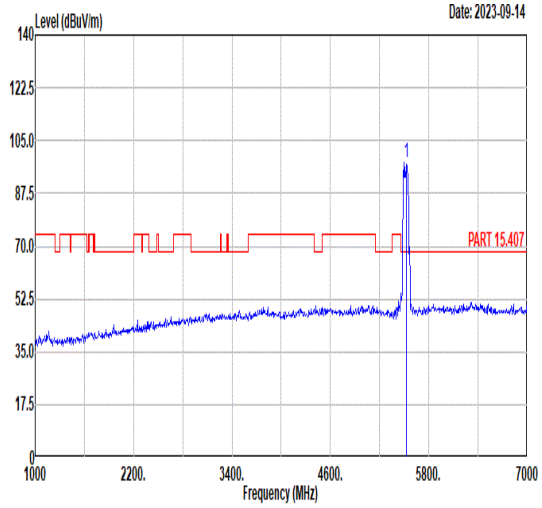 Freq Level Limit Line Margin Read Level Ant Factor Cable Loss Preamp Factor APos TPos Remark MHz dBuV/m dBuV/m dB dBuV dB/m dB dB cm deg 1 5530.00 97.90 ------ ------ 88.54 34.40 8.36 33.40 200 47 PEAK
Avg	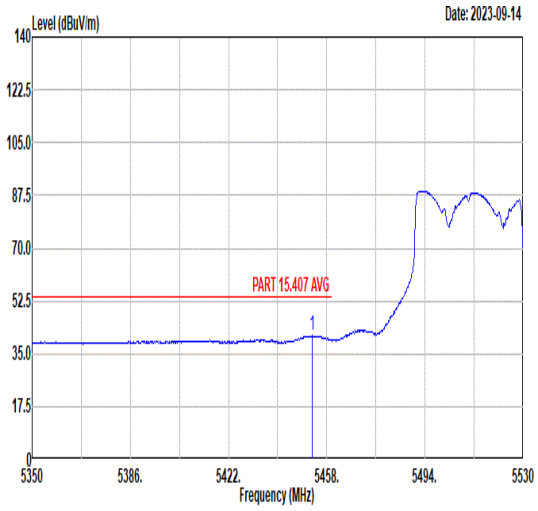 Freq Level Limit Line Margin Read Level Ant Factor Cable Loss Preamp Factor APos TPos Remark MHz dBuV/m dBuV/m dB dBuV dB/m dB dB cm deg 1 5452.60 41.03 54.00 -12.97 31.53 34.42 8.42 33.34 200 47 AVERAGE	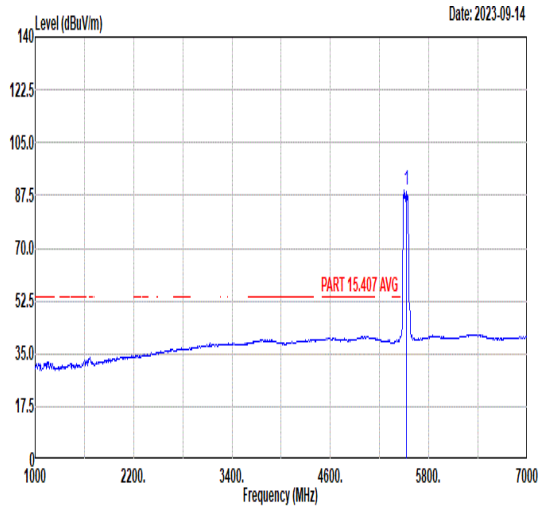 Freq Level Limit Line Margin Read Level Ant Factor Cable Loss Preamp Factor APos TPos Remark MHz dBuV/m dBuV/m dB dBuV dB/m dB dB cm deg 1 5530.00 89.05 ------ ------ 79.69 34.40 8.36 33.40 200 47 AVERAGE

Mode	80	
	Band Edge - R	
	U-NII-2C_5.47-5.725_802.11be EHT80_CH106_Large RU 484+242 ❹_5530MHz	
ANT	CDD 9+15	
Pol.	Horizontal	Fundamental
Peak	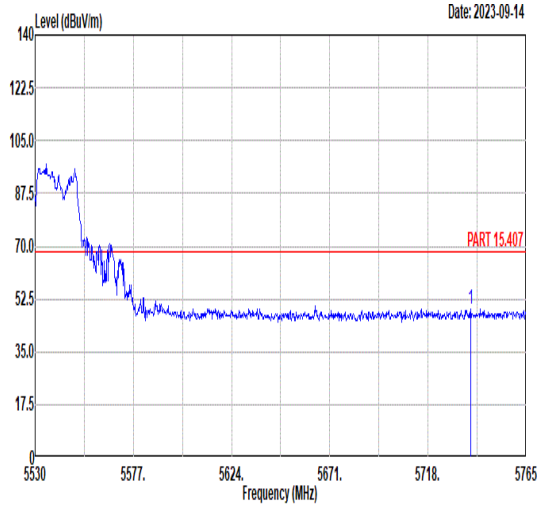 Freq Level Limit Line Margin Read Level Ant Factor Cable Loss Preamp Factor APos TPos Remark MHz dBuV/m dBuV/m dB dBuV dB/m dB dB cm deg 1 5738.45 49.06 68.30 -19.24 38.77 34.92 8.72 33.35 200 47 PEAK	Blank

Mode	80	
	Band Edge - L	
	U-NII-2C_5.47-5.725_802.11be EHT80_CH106_Large RU 484+242 ❹ 5530MHz	
ANT	CDD 9+15	
Pol.	Vertical	Fundamental
Peak	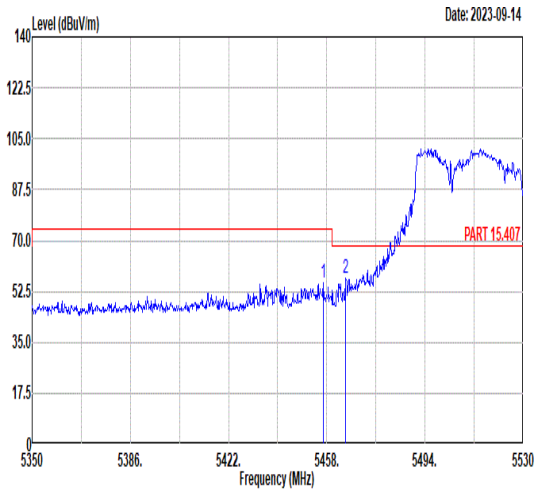 Freq Level Limit Line Margin Read Level Ant Factor Cable Loss Preamp Factor APos TPos Remark 1 5456.74 55.51 74.00 -18.49 46.02 34.42 8.41 33.34 269 29 PEAK 2 5464.84 56.88 68.30 -11.42 47.43 34.41 8.40 33.36 269 29 PEAK	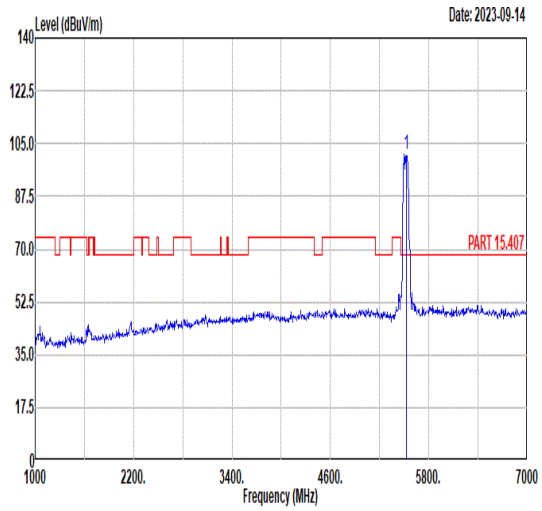 Freq Level Limit Line Margin Read Level Ant Factor Cable Loss Preamp Factor APos TPos Remark 1 5530.00 101.45 ------ ------ 92.09 34.40 8.36 33.40 269 29 PEAK
Avg	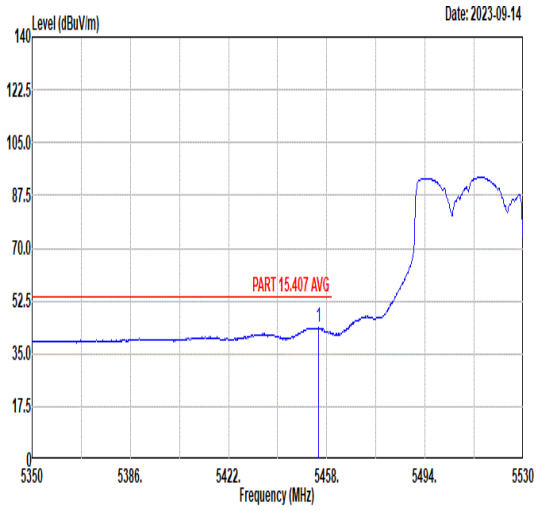 Freq Level Limit Line Margin Read Level Ant Factor Cable Loss Preamp Factor APos TPos Remark 1 5454.94 43.59 54.00 -10.41 34.09 34.42 8.42 33.34 269 29 AVERAGE	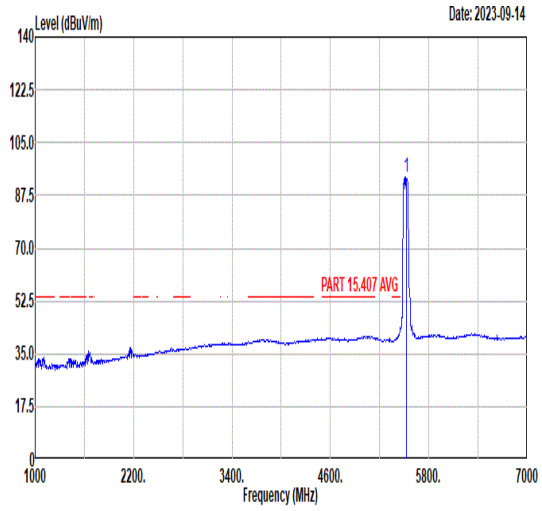 Freq Level Limit Line Margin Read Level Ant Factor Cable Loss Preamp Factor APos TPos Remark 1 5530.00 93.38 ------ ------ 84.01 34.43 8.34 33.40 269 29 AVERAGE

Mode	80	
	Band Edge - R	
	U-NII-2C_5.47-5.725_802.11be EHT80_CH106_Large RU 484+242 ❹_5530MHz	
ANT	CDD 9+15	
Pol.	Vertical	Fundamental
Peak	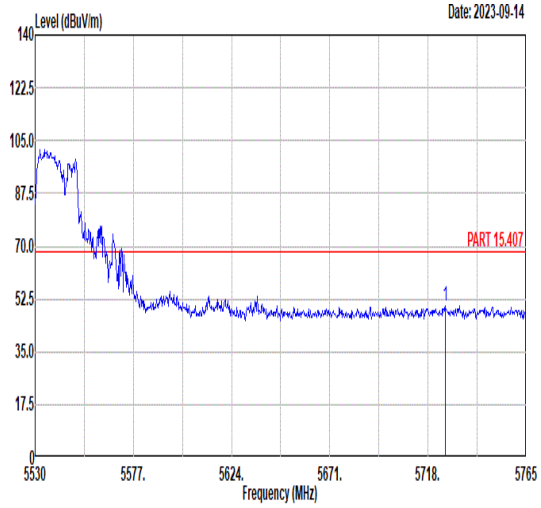 Freq Level Limit Line Margin Read Level Ant Factor Cable Loss Preamp Factor APos TPos Remark MHz dBuV/m dBuV/m dB dBuV dB/m dB dB cm deg 1 5726.23 50.07 68.30 -18.23 39.84 34.90 8.68 33.35 269 29 PEAK	Blank

Mode	81	
	Band Edge - L	
	U-NII-2A_5.15-5.35_802.11be EHT160_CH50_Large RU 996+484 ③_5250MHz	
ANT	CDD 9+15	
Pol.	Horizontal	Fundamental
Peak	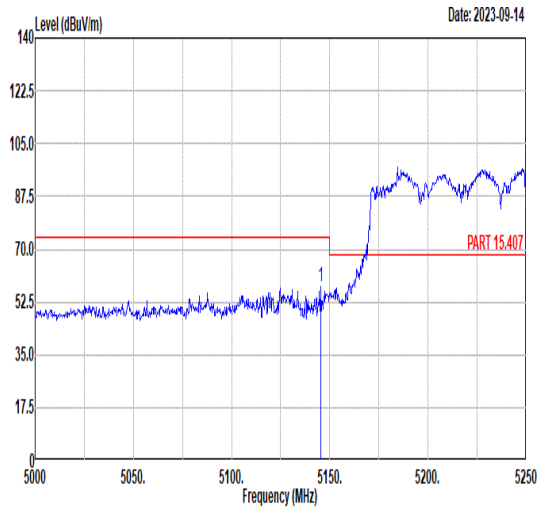 Freq Level Limit Line Margin Read Level Ant Factor Cable Loss Preamp Factor APos TPos Remark MHz dBuV/m dBuV/m dB dBuV dB/m dB dB cm deg 1 5145.25 57.46 74.00 -16.54 47.84 34.54 7.92 32.84 169 67 PEAK	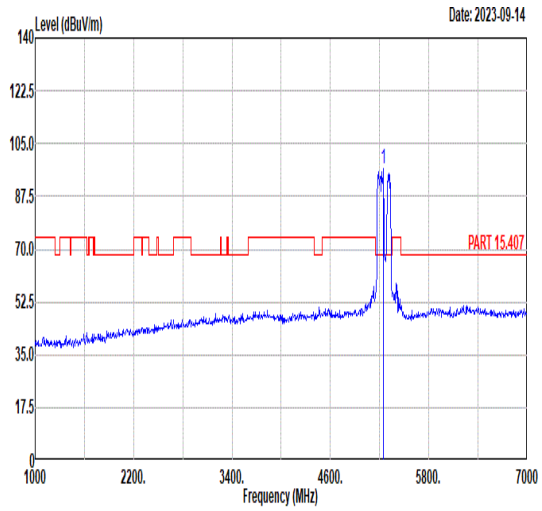 Freq Level Limit Line Margin Read Level Ant Factor Cable Loss Preamp Factor APos TPos Remark MHz dBuV/m dBuV/m dB dBuV dB/m dB dB cm deg 1 5250.00 96.81 ------ ------ 87.25 34.50 8.06 33.00 169 67 PEAK
Avg	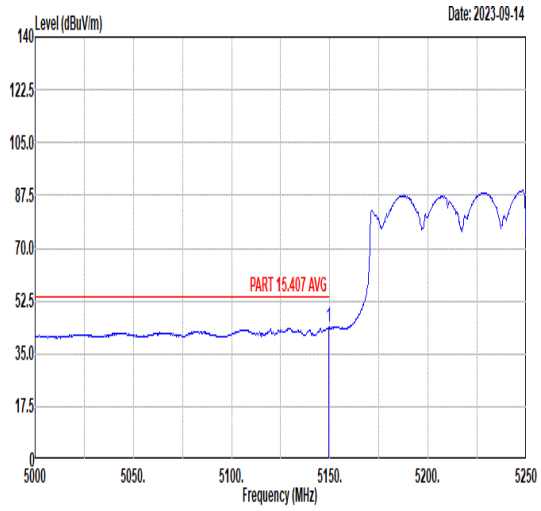 Freq Level Limit Line Margin Read Level Ant Factor Cable Loss Preamp Factor APos TPos Remark MHz dBuV/m dBuV/m dB dBuV dB/m dB dB cm deg 1 5149.50 43.86 54.00 -10.14 34.25 34.54 7.92 32.85 169 67 AVERAGE	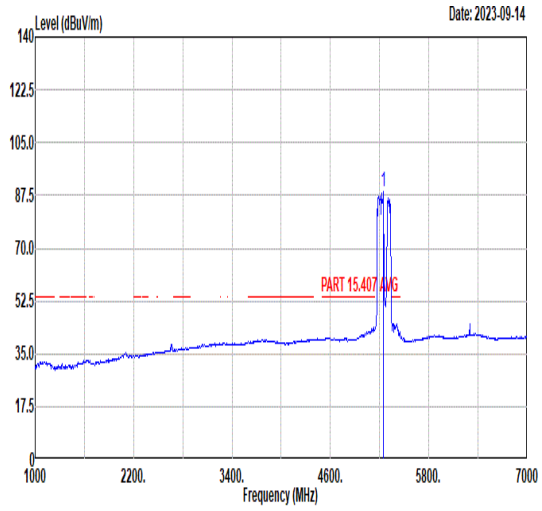 Freq Level Limit Line Margin Read Level Ant Factor Cable Loss Preamp Factor APos TPos Remark MHz dBuV/m dBuV/m dB dBuV dB/m dB dB cm deg 1 5250.00 88.80 ------ ------ 79.24 34.50 8.06 33.00 169 67 AVERAGE

Mode	81	
	Band Edge - R	
	U-NII-2A_5.15-5.35_802.11be EHT160_CH50_Large RU 996+484 ③_5250MHz	
ANT	CDD 9+15	
Pol.	Horizontal	Fundamental
Peak	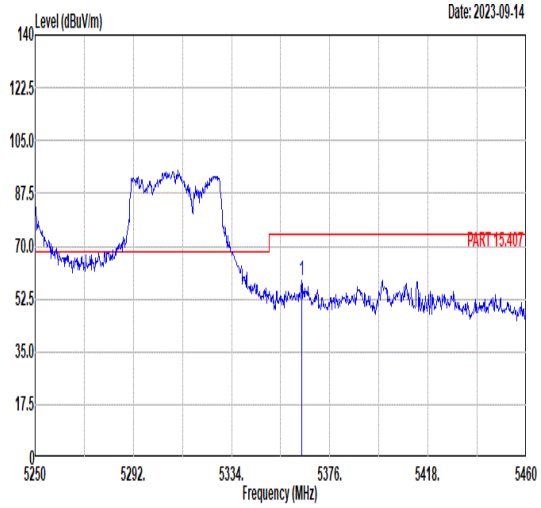 Freq Level Limit Line Margin Read Level Ant Factor Cable Loss Preamp Factor APos TPos Remark MHz dBuV/m dBuV/m dB dBuV dB/m dB dB cm deg 1 5364.03 58.80 74.00 -15.20 49.17 34.45 8.37 33.19 169 67 PEAK	Blank
Avg	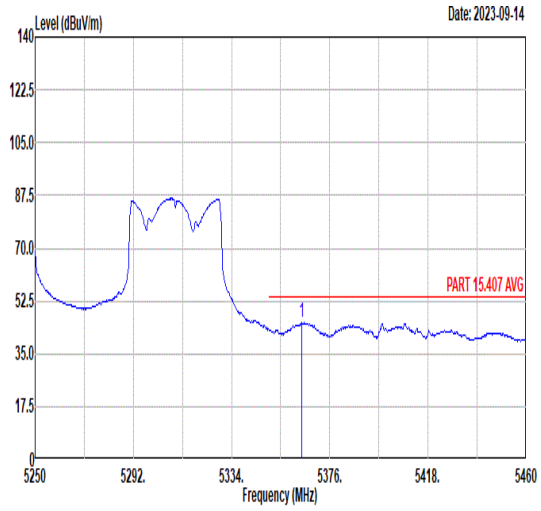 Freq Level Limit Line Margin Read Level Ant Factor Cable Loss Preamp Factor APos TPos Remark MHz dBuV/m dBuV/m dB dBuV dB/m dB dB cm deg 1 5364.03 45.29 54.00 -8.71 35.66 34.45 8.37 33.19 169 67 AVERAGE	Blank

Mode	81	
	Band Edge - L	
	U-NII-2A_5.15-5.35_802.11be EHT160_CH50_Large RU 996+484 ③_5250MHz	
ANT	CDD 9+15	
Pol.	Vertical	Fundamental
Peak	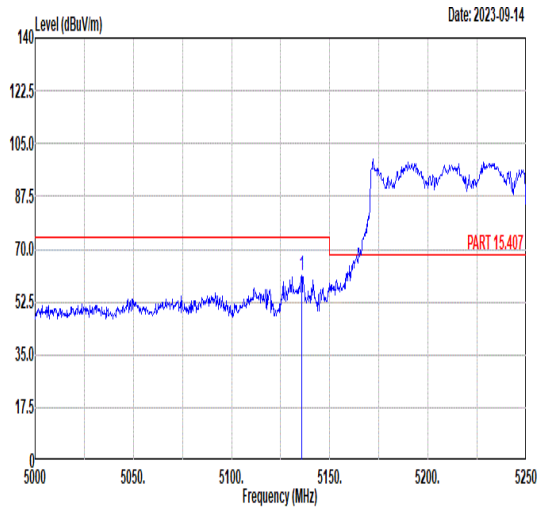 Freq Level Limit Line Margin Read Level Ant Factor Cable Loss Preamp Factor APos TPos Remark MHz dBuV/m dBuV/m dB dBuV dB/m dB dB cm deg 1 5135.75 61.26 74.00 -12.74 51.62 34.55 7.91 32.82 200 0 PEAK	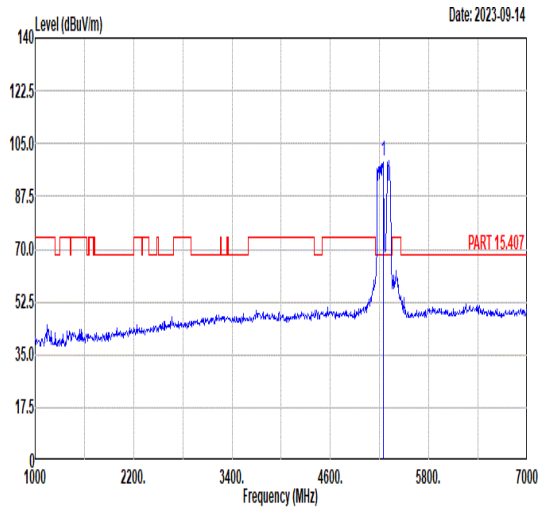 Freq Level Limit Line Margin Read Level Ant Factor Cable Loss Preamp Factor APos TPos Remark MHz dBuV/m dBuV/m dB dBuV dB/m dB dB cm deg 1 5250.00 99.43 ------ ------ 89.84 34.47 8.23 33.11 200 0 PEAK
Avg	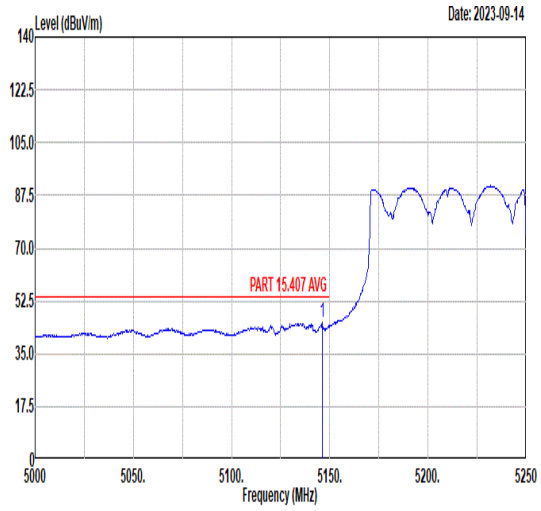 Freq Level Limit Line Margin Read Level Ant Factor Cable Loss Preamp Factor APos TPos Remark MHz dBuV/m dBuV/m dB dBuV dB/m dB dB cm deg 1 5146.25 45.35 54.00 -8.65 35.73 34.54 7.92 32.84 200 0 AVERAGE	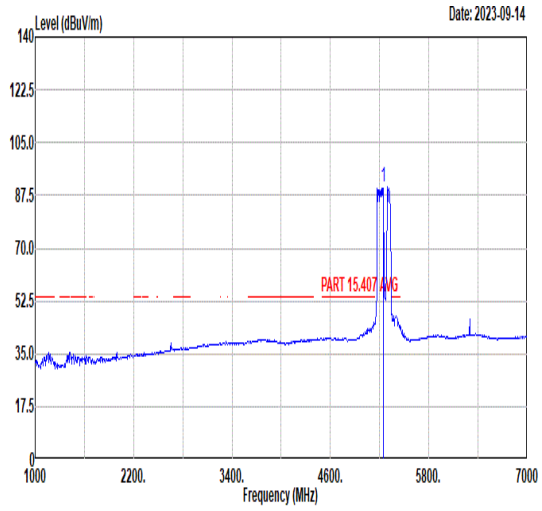 Freq Level Limit Line Margin Read Level Ant Factor Cable Loss Preamp Factor APos TPos Remark MHz dBuV/m dBuV/m dB dBuV dB/m dB dB cm deg 1 5250.00 90.27 ------ ------ 80.69 34.48 8.18 33.08 200 0 AVERAGE

Mode	81	
	Band Edge - R	
	U-NII-2A_5.15-5.35_802.11be EHT160_CH50_Large RU 996+484 ③_5250MHz	
ANT	CDD 9+15	
Pol.	Vertical	Fundamental
Peak	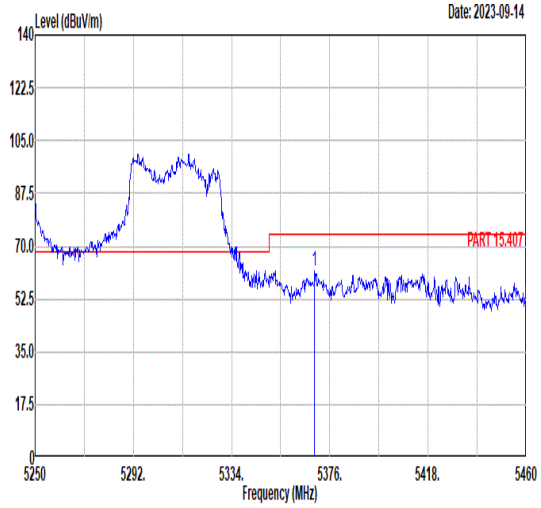 Freq Level Limit Line Margin Read Level Ant Factor Cable Loss Preamp Factor APos TPos Remark MHz dBuV/m dBuV/m dB dBuV dB/m dB dB cm deg 1 5369.49 61.88 74.00 -12.12 52.25 34.45 8.38 33.20 200 0 PEAK	Blank
Avg	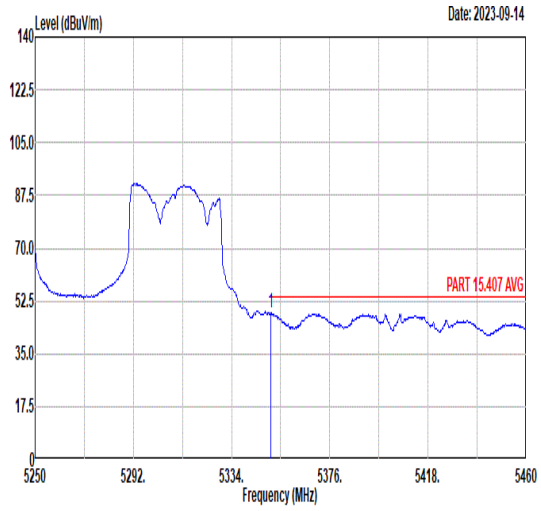 Freq Level Limit Line Margin Read Level Ant Factor Cable Loss Preamp Factor APos TPos Remark MHz dBuV/m dBuV/m dB dBuV dB/m dB dB cm deg 1 5350.80 48.47 54.00 -5.53 38.85 34.46 8.33 33.17 200 0 AVERAGE	Blank

Mode	82	
	Band Edge - L	
	U-NII-2C_5.15-5.35_802.11be EHT160_CH114_Large RU 996+484 ❹ 5570MHz	
ANT	CDD 9+15	
Pol.	Horizontal	Fundamental
Peak	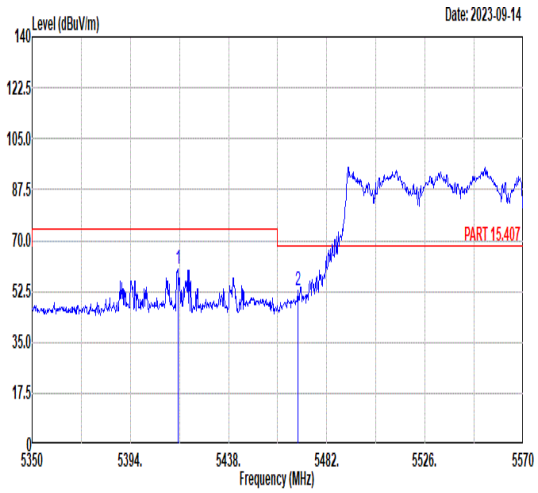 Freq Level Limit Line Margin Read Level Ant Factor Cable Loss Preamp Factor APos TPos Remark MHz dBuV/m dBuV/m dB dBuV dB/m dB dB cm deg 1 5415.34 60.04 74.00 -13.96 50.42 34.43 8.47 33.28 200 52 PEAK 2 5469.02 52.78 68.30 -15.52 43.33 34.41 8.40 33.36 200 52 PEAK	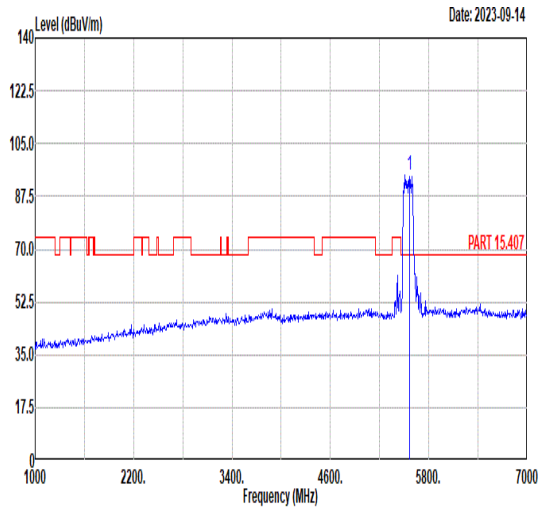 Freq Level Limit Line Margin Read Level Ant Factor Cable Loss Preamp Factor APos TPos Remark MHz dBuV/m dBuV/m dB dBuV dB/m dB dB cm deg 1 5570.00 94.60 ------ ------ 85.23 34.43 8.34 33.40 200 52 PEAK
Avg	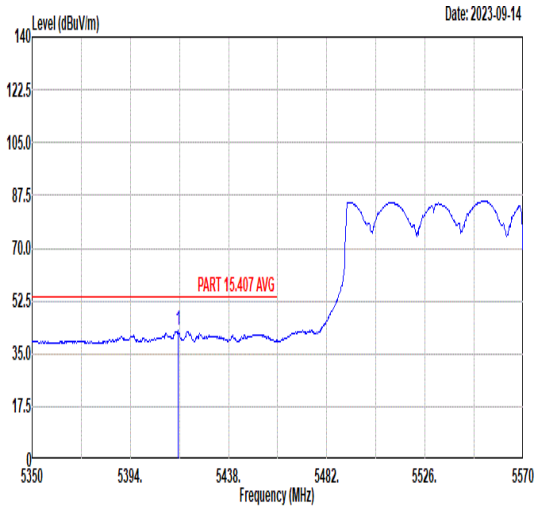 Freq Level Limit Line Margin Read Level Ant Factor Cable Loss Preamp Factor APos TPos Remark MHz dBuV/m dBuV/m dB dBuV dB/m dB dB cm deg 1 5415.34 42.78 54.00 -11.22 33.16 34.43 8.47 33.28 200 52 AVERAGE	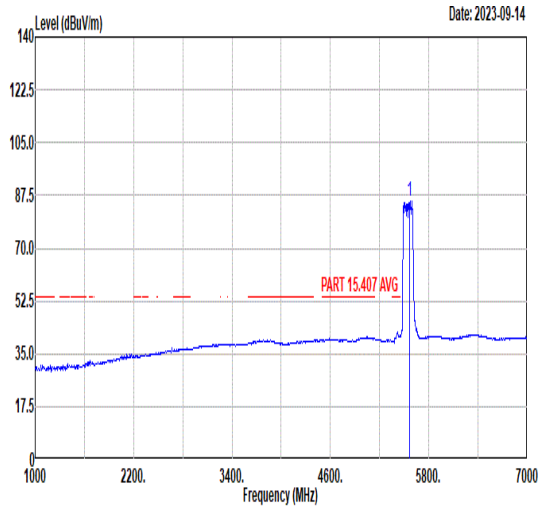 Freq Level Limit Line Margin Read Level Ant Factor Cable Loss Preamp Factor APos TPos Remark MHz dBuV/m dBuV/m dB dBuV dB/m dB dB cm deg 1 5570.00 85.77 ------ ------ 76.31 34.60 8.24 33.38 200 52 AVERAGE

Mode	82	
	Band Edge - R	
	U-NII-2C_5.15-5.35_802.11be EHT160_CH114_Large RU 996+484 ❹_5570MHz	
ANT	CDD 9+15	
Pol.	Horizontal	Fundamental
Peak	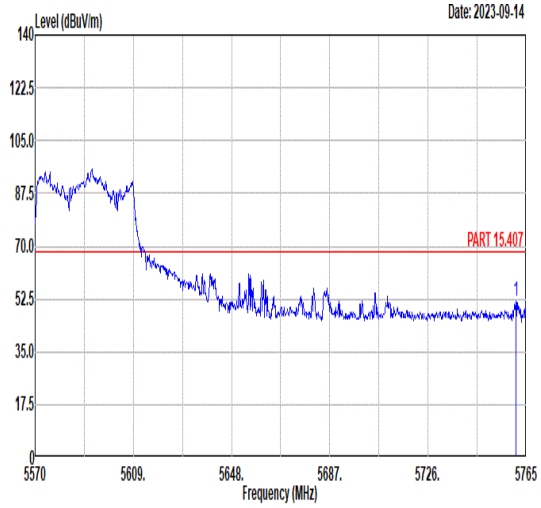 Freq Level Limit Line Margin Read Level Ant Factor Cable Loss Preamp Factor APos TPos Remark MHz dBuV/m dBuV/m dB dBuV dB/m dB dB cm deg 1 5760.91 51.92 68.30 -16.38 41.49 34.97 8.81 33.35 200 52 PEAK	Blank

Mode	82	
	Band Edge - L	
	U-NII-2C_5.15-5.35_802.11be EHT160_CH114_Large RU 996+484 ❹ 5570MHz	
ANT	CDD 9+15	
Pol.	Vertical	Fundamental
Peak	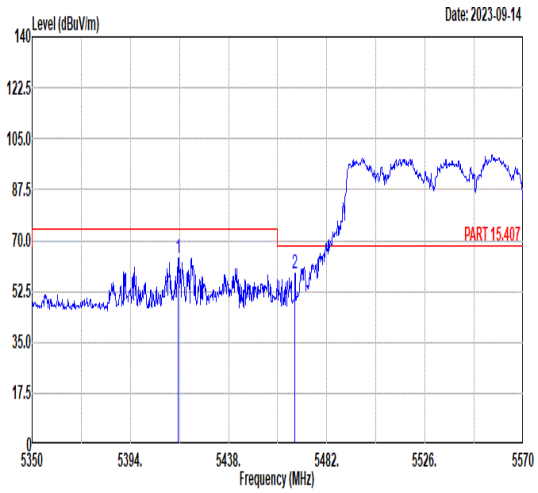 Freq Level Limit Line Margin Read Level Ant Factor Cable Loss Preamp Factor APos TPos Remark MHz dBuV/m dBuV/m dB dBuV dB/m dB dB cm deg 1 5415.56 63.94 74.00 -10.06 54.32 34.43 8.47 33.28 167 360 PEAK 2 5467.70 58.90 68.30 -9.40 49.45 34.41 8.40 33.36 167 360 PEAK	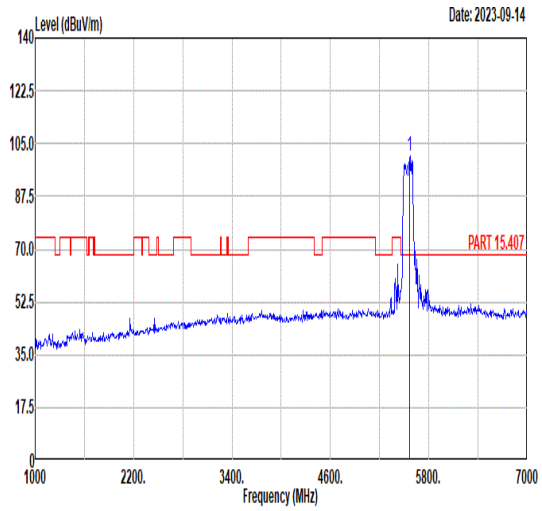 Freq Level Limit Line Margin Read Level Ant Factor Cable Loss Preamp Factor APos TPos Remark MHz dBuV/m dBuV/m dB dBuV dB/m dB dB cm deg 1 5570.00 100.94 ------ ------ 91.50 34.57 8.25 33.38 167 360 PEAK
Avg	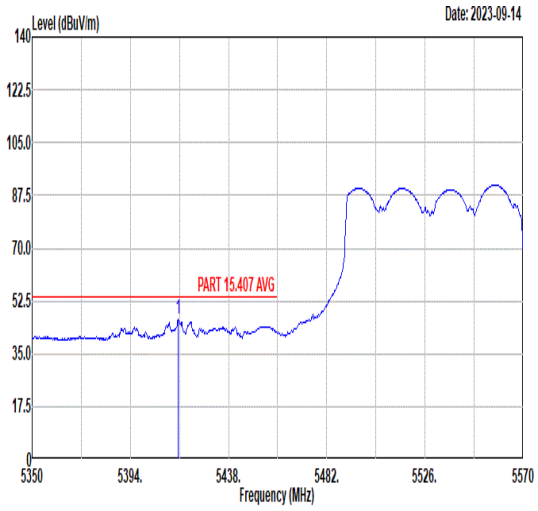 Freq Level Limit Line Margin Read Level Ant Factor Cable Loss Preamp Factor APos TPos Remark MHz dBuV/m dBuV/m dB dBuV dB/m dB dB cm deg 1 5415.56 46.43 54.00 -7.57 36.81 34.43 8.47 33.28 167 360 AVERAGE	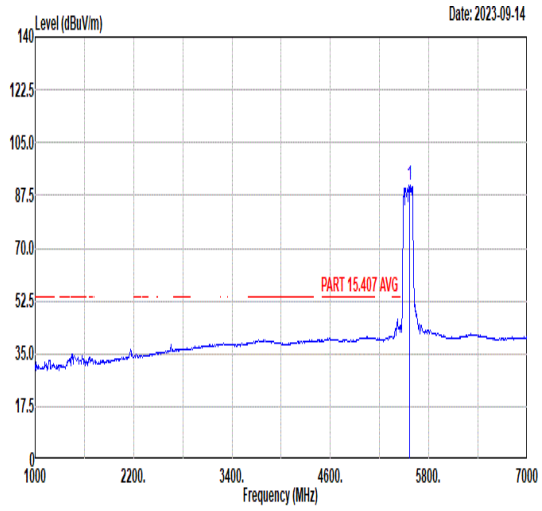 Freq Level Limit Line Margin Read Level Ant Factor Cable Loss Preamp Factor APos TPos Remark MHz dBuV/m dBuV/m dB dBuV dB/m dB dB cm deg 1 5570.00 91.10 ------ ------ 81.68 34.53 8.28 33.39 167 360 AVERAGE

Mode	82	
	Band Edge - R	
	U-NII-2C_5.15-5.35_802.11be EHT160_CH114_Large RU 996+484 ❹_5570MHz	
ANT	CDD 9+15	
Pol.	Vertical	Fundamental
Peak	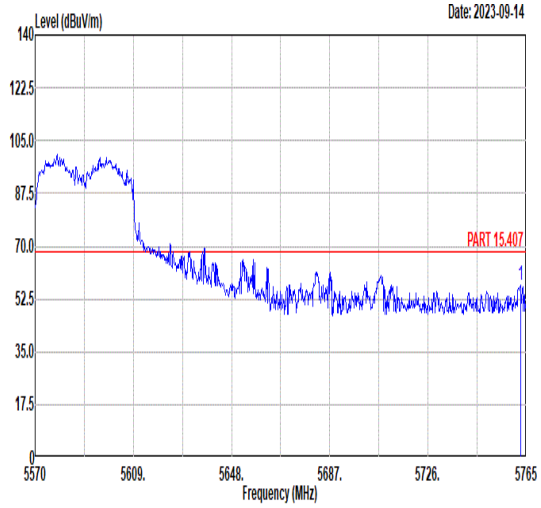 Freq Level Limit Line Margin Read Level Ant Factor Cable Loss Preamp Factor APos TPos Remark MHz dBuV/m dBuV/m dB dBuV dB/m dB dB cm deg 1 5762.86 57.25 68.30 -11.05 46.81 34.98 8.81 33.35 167 360 PEAK	Blank

Mode	83
	Band Edge - L
	U-NII-3_5.725-5.85_802.11be EHT80_CH155_Large RU 484+242 ③_5775MHz
ANT	CDD 9+15

Pol.	Horizontal	Fundamental
Peak	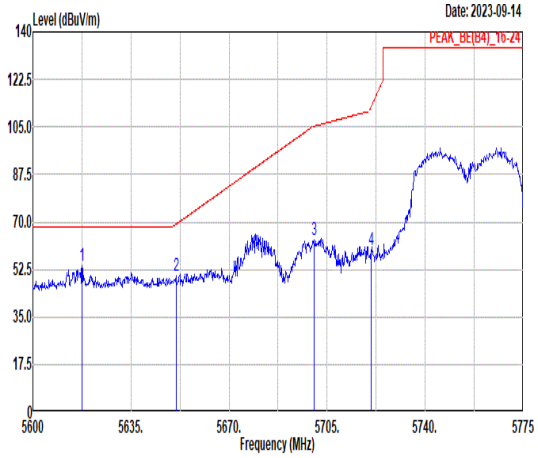 Freq Level Limit Line Margin Read Level Ant Factor Cable Loss Preamp Factor APos TPos Remark MHz dBuV/m dBuV/m dB dBuV dB/m dB dB cm deg 1 5617.50 53.78 68.30 -14.52 44.22 34.66 8.28 33.38 300 322 PEAK 2 5651.10 50.02 69.12 -19.10 40.26 34.73 8.40 33.37 300 322 PEAK 3 5700.28 63.62 105.28 -41.66 53.56 34.84 8.58 33.36 300 322 PEAK 4 5720.75 59.90 112.51 -52.61 49.71 34.89 8.66 33.36 300 322 PEAK	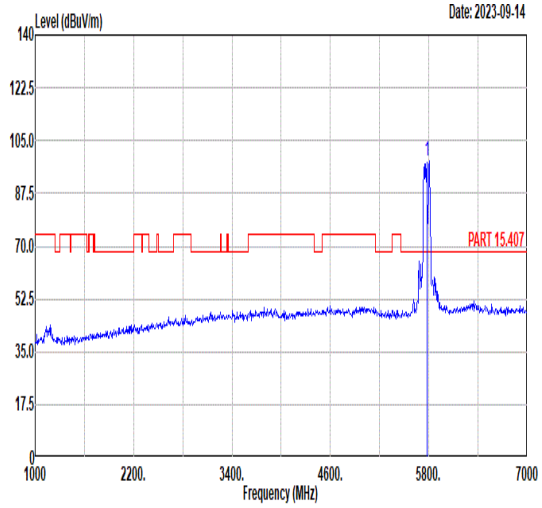 Freq Level Limit Line Margin Read Level Ant Factor Cable Loss Preamp Factor APos TPos Remark MHz dBuV/m dBuV/m dB dBuV dB/m dB dB cm deg 1 5775.00 98.07 ------ ------ 87.41 35.07 8.93 33.34 300 322 PEAK
Avg	Blank	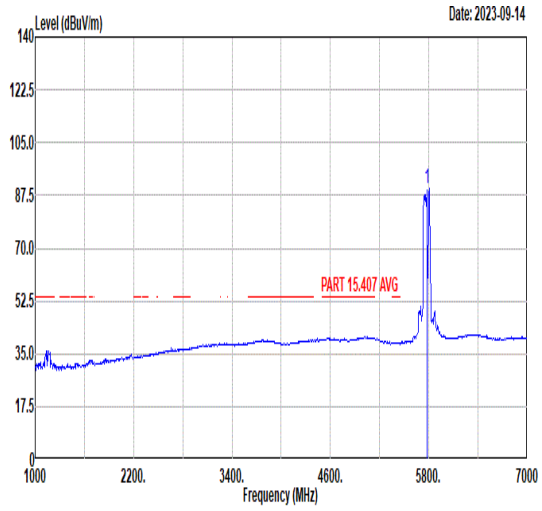 Freq Level Limit Line Margin Read Level Ant Factor Cable Loss Preamp Factor APos TPos Remark MHz dBuV/m dBuV/m dB dBuV dB/m dB dB cm deg 1 5775.00 89.82 ------ ------ 79.16 35.07 8.93 33.34 300 322 AVERAGE

Mode	83	
	Band Edge - R	
	U-NII-3_5.725-5.85_802.11be EHT80_CH155_Large RU 484+242 ③_5775MHz	
ANT	CDD 9+15	
Pol.	Horizontal	Fundamental
Peak	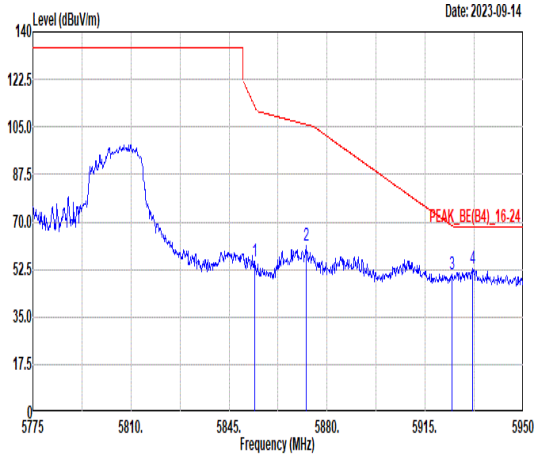 Freq Level Limit Line Margin Read Level Ant Factor Cable Loss Preamp Factor APos TPos Remark MHz dBuV/m dBuV/m dB dBuV dB/m dB dB cm deg 1 5854.28 55.30 112.45 -57.15 44.58 35.18 8.87 33.33 300 322 PEAK 2 5872.48 61.37 105.91 -44.54 50.63 35.22 8.85 33.33 300 322 PEAK 3 5924.63 50.58 68.48 -17.90 39.78 35.33 8.79 33.32 300 322 PEAK 4 5931.98 52.69 68.30 -15.61 41.88 35.35 8.78 33.32 300 322 PEAK	Blank

Mode	83
	Band Edge - L
	U-NII-3_5.725-5.85_802.11be EHT80_CH155_Large RU 484+242 ③_5775MHz
ANT	CDD 9+15

Pol.	Vertical	Fundamental
Peak	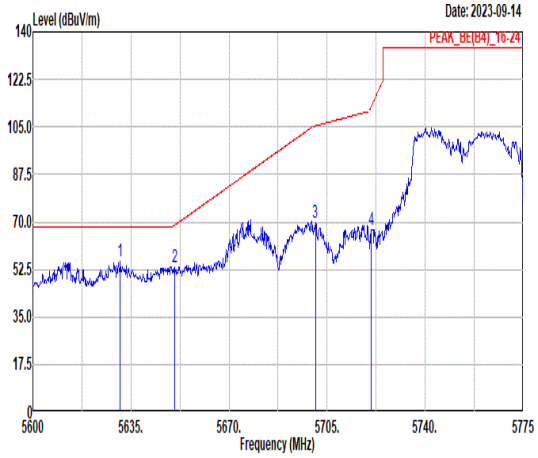 Freq Level Limit Line Margin Read Level Ant Factor Cable Loss Preamp Factor APos TPos Remark MHz dBuV/m dBuV/m dB dBuV dB/m dB dB cm deg 1 5631.15 55.28 68.30 -13.02 45.63 34.69 8.33 33.37 129 0 PEAK 2 5650.58 53.17 68.73 -15.56 43.41 34.73 8.40 33.37 129 0 PEAK 3 5700.80 69.54 105.42 -35.88 59.48 34.84 8.58 33.36 129 0 PEAK 4 5720.75 66.93 112.51 -45.58 56.74 34.89 8.66 33.36 129 0 PEAK	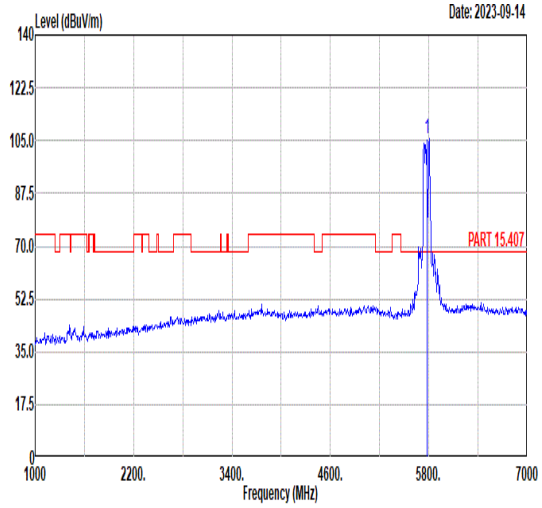 Freq Level Limit Line Margin Read Level Ant Factor Cable Loss Preamp Factor APos TPos Remark MHz dBuV/m dBuV/m dB dBuV dB/m dB dB cm deg 1 5775.00 105.41 ------ ------ 94.75 35.07 8.93 33.34 129 0 PEAK
Avg	Blank	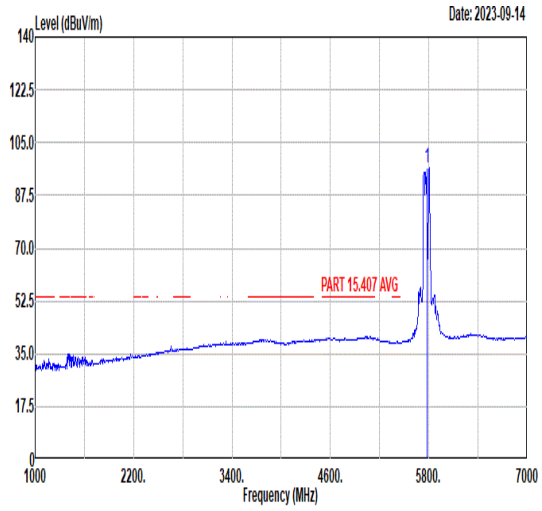 Freq Level Limit Line Margin Read Level Ant Factor Cable Loss Preamp Factor APos TPos Remark MHz dBuV/m dBuV/m dB dBuV dB/m dB dB cm deg 1 5775.00 96.71 ------ ------ 86.05 35.07 8.93 33.34 129 0 AVERAGE

Mode	83	
	Band Edge - R	
	U-NII-3_5.725-5.85_802.11be EHT80_CH155_Large RU 484+242 ③_5775MHz	
ANT	CDD 9+15	
Pol.	Vertical	Fundamental
Peak	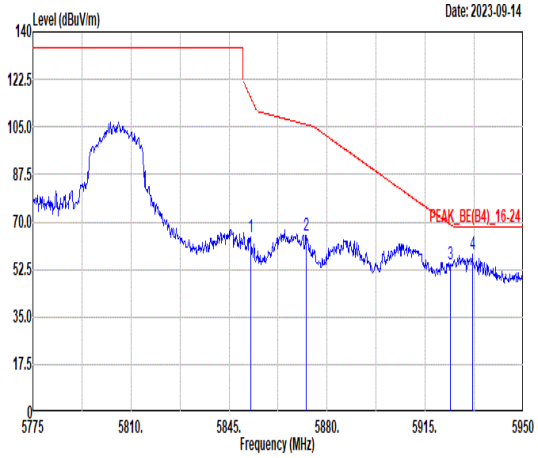 Freq Level Limit Line Margin Read Level Ant Factor Cable Loss Preamp Factor APos TPos Remark MHz dBuV/m dBuV/m dB dBuV dB/m dB dB cm deg 1 5852.88 64.27 115.64 -51.37 53.55 35.18 8.87 33.33 129 0 PEAK 2 5872.48 65.19 105.91 -40.72 54.45 35.22 8.85 33.33 129 0 PEAK 3 5924.10 54.52 68.86 -14.34 43.72 35.33 8.79 33.32 129 0 PEAK 4 5931.80 58.28 68.30 -10.02 47.47 35.35 8.78 33.32 129 0 PEAK	Blank

Mode	84	
	LF	
	U-NII-2C_5.15-5.35_802.11be EHT160 LF_CH114_Full_5570MHz	
ANT	CDD 9+15	
Pol.	Horizontal	Vertical
QP/ Peak	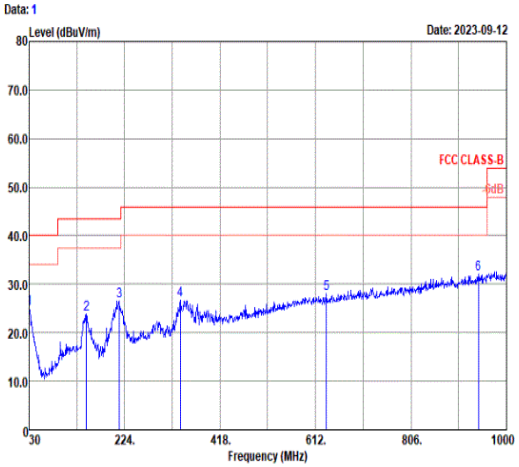 Freq Level Over Limit Limit Line ReadLevel Antenna Factor Cable Loss Preamp Factor A/Pos T/Pos Remark MHz dBuV/m dB dBuV/m dBuV dB/m dB dB cm deg 1 30.00 24.91 -15.09 40.00 30.84 25.34 0.53 31.80 --- --- Peak 2 146.40 23.76 -19.74 43.50 36.66 17.21 1.24 31.35 --- --- Peak 3 213.33 26.56 -16.94 43.50 41.15 15.22 1.49 31.30 --- --- Peak 4 337.49 26.81 -19.19 46.00 35.81 20.37 1.93 31.30 --- --- Peak 5 634.31 28.11 -17.89 46.00 30.36 26.43 2.62 31.30 --- --- Peak 6 942.77 31.99 -14.01 46.00 30.20 30.08 3.22 31.51 --- --- Peak	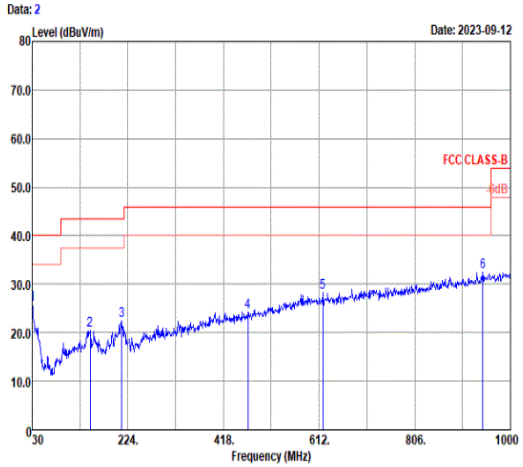 Freq Level Over Limit Limit Line ReadLevel Antenna Factor Cable Loss Preamp Factor A/Pos T/Pos Remark MHz dBuV/m dB dBuV/m dBuV dB/m dB dB cm deg 1 30.00 25.78 -14.22 40.00 31.71 25.34 0.53 31.80 --- --- Peak 2 147.37 20.54 -22.96 43.50 33.51 17.14 1.24 31.35 --- --- Peak 3 211.39 22.61 -20.89 43.50 37.24 15.19 1.48 31.30 --- --- Peak 4 467.47 24.38 -21.62 46.00 29.96 23.48 2.24 31.30 --- --- Peak 5 619.76 28.25 -17.75 46.00 30.57 26.34 2.60 31.26 --- --- Peak 6 943.74 32.49 -13.51 46.00 30.69 30.09 3.22 31.51 --- --- Peak

Mode	85	
	LF	
	U-NII-3_5.725-5.85_802.11be EHT80 LF_CH155_Full_5775MHz	
ANT	CDD 9+15	
Pol.	Horizontal	Vertical
QP/ Peak	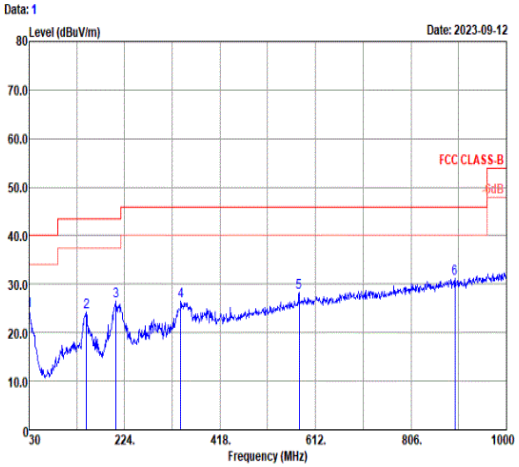 Freq Level Over Limit Limit Line ReadLevel Antenna Factor Cable Loss Preamp Factor A/Pos T/Pos Remark MHz dBuV/m dB dBuV/m dBuV dB/m dB dB cm deg 1 30.00 24.45 -15.55 40.00 30.38 25.34 0.53 31.80 --- --- Peak 2 146.40 24.39 -19.11 43.50 37.29 17.21 1.24 31.35 --- --- Peak 3 206.54 26.54 -16.96 43.50 41.28 15.10 1.46 31.30 --- --- Peak 4 338.46 26.50 -19.50 46.00 35.46 20.40 1.94 31.30 --- --- Peak 5 579.02 28.20 -17.80 46.00 31.12 25.78 2.52 31.22 --- --- Peak 6 895.24 31.09 -14.91 46.00 30.07 29.46 3.15 31.59 --- --- Peak	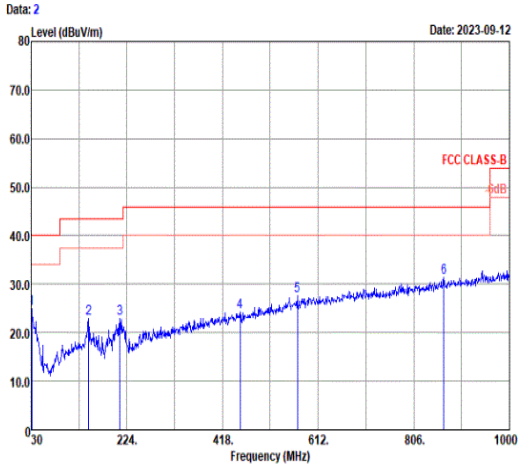 Freq Level Over Limit Limit Line ReadLevel Antenna Factor Cable Loss Preamp Factor A/Pos T/Pos Remark MHz dBuV/m dB dBuV/m dBuV dB/m dB dB cm deg 1 30.97 24.98 -15.02 40.00 31.39 24.83 0.54 31.78 --- --- Peak 2 146.40 22.94 -20.56 43.50 35.84 17.21 1.24 31.35 --- --- Peak 3 210.42 22.91 -20.59 43.50 37.56 15.17 1.48 31.30 --- --- Peak 4 453.89 24.26 -21.74 46.00 30.13 23.22 2.21 31.30 --- --- Peak 5 570.29 27.59 -18.41 46.00 30.73 25.59 2.50 31.23 --- --- Peak 6 867.11 31.40 -14.60 46.00 30.71 29.13 3.09 31.53 --- --- Peak

Mode	89	
	Band Edge	
	U-NII-1_5.15-5.25_802.11be EHT20_CH40_Full_5200MHz	
ANT	CDD 9+15	
Pol.	Horizontal	Fundamental
Peak	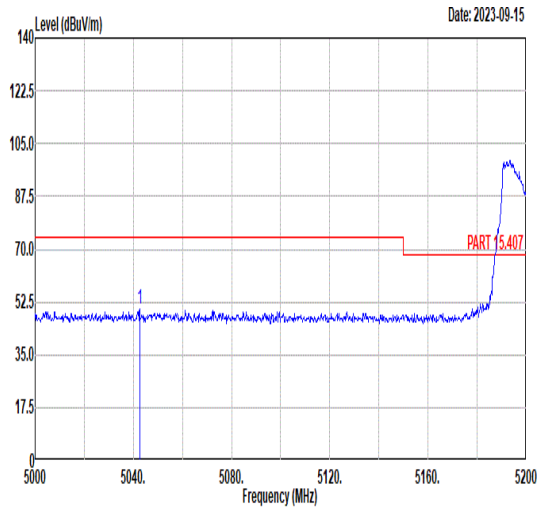 Freq Level Limit Line Margin Read Level Ant Factor Cable Loss Preamp Factor APos TPos Remark MHz dBuV/m dBuV/m dB dBuV dB/m dB dB cm deg 1 5042.60 50.04 74.00 -23.96 40.28 34.58 7.85 32.67 128 337 PEAK	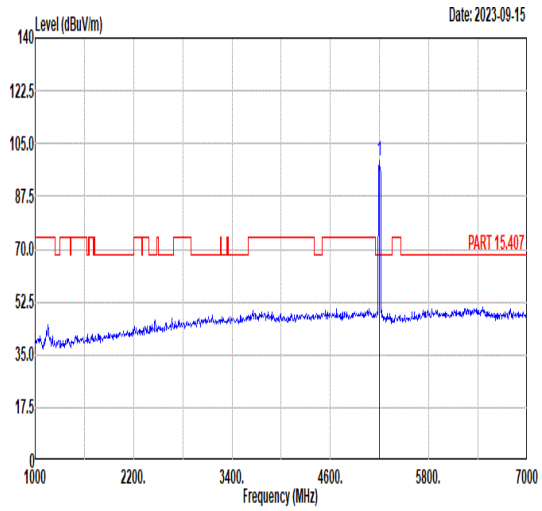 Freq Level Limit Line Margin Read Level Ant Factor Cable Loss Preamp Factor APos TPos Remark MHz dBuV/m dBuV/m dB dBuV dB/m dB dB cm deg 1 5200.00 99.16 ------ ------ 89.61 34.52 7.95 32.92 128 337 PEAK
Avg	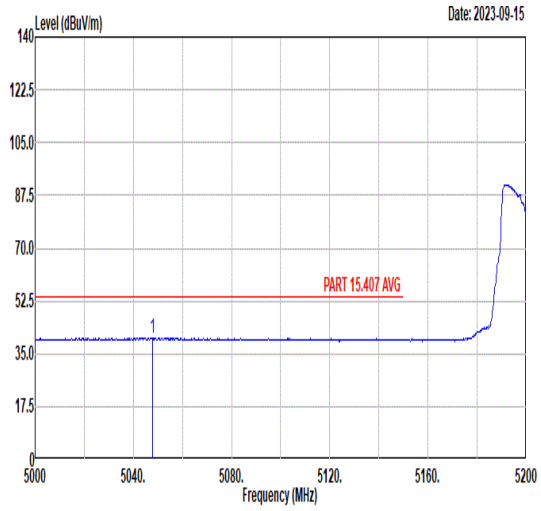 Freq Level Limit Line Margin Read Level Ant Factor Cable Loss Preamp Factor APos TPos Remark MHz dBuV/m dBuV/m dB dBuV dB/m dB dB cm deg 1 5047.80 40.29 54.00 -13.71 30.54 34.58 7.85 32.68 128 337 AVERAGE	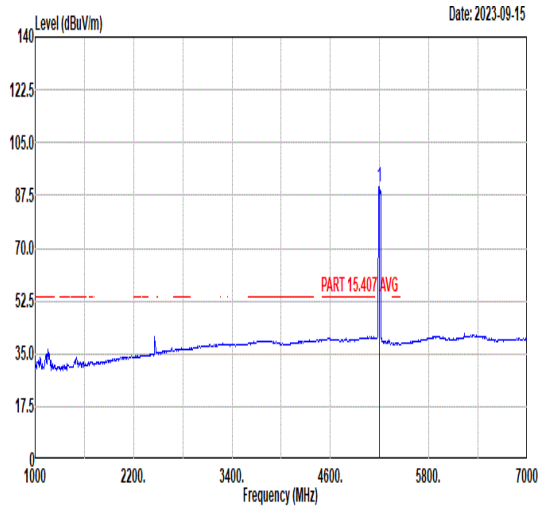 Freq Level Limit Line Margin Read Level Ant Factor Cable Loss Preamp Factor APos TPos Remark MHz dBuV/m dBuV/m dB dBuV dB/m dB dB cm deg 1 5200.00 90.60 ------ ------ 81.05 34.52 7.95 32.92 128 337 AVERAGE

Mode	89	
	Band Edge	
	U-NII-1_5.15-5.25_802.11be EHT20_CH40_Full_5200MHz	
ANT	CDD 9+15	
Pol.	Vertical	Fundamental
Peak	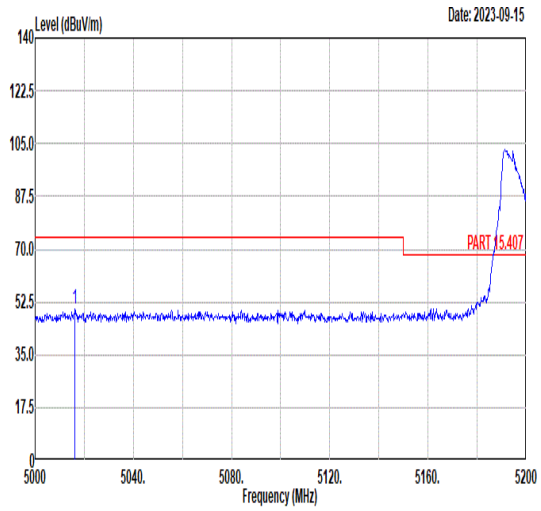 Freq Level Limit Line Margin Read Level Ant Factor Cable Loss Preamp Factor APos TPos Remark MHz dBuV/m dBuV/m dB dBuV dB/m dB dB cm deg 1 5016.20 50.24 74.00 -23.76 40.45 34.59 7.83 32.63 100 29 PEAK	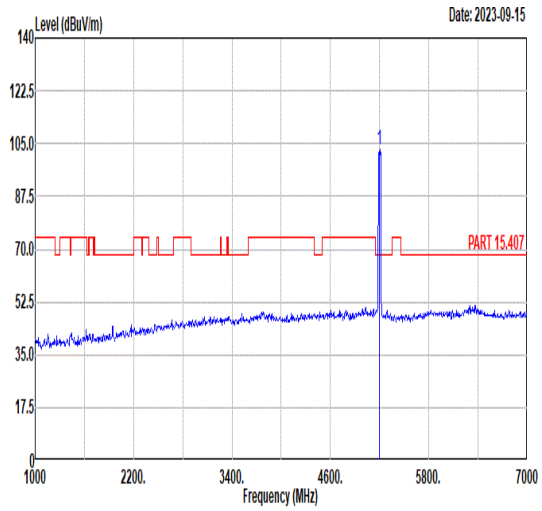 Freq Level Limit Line Margin Read Level Ant Factor Cable Loss Preamp Factor APos TPos Remark MHz dBuV/m dBuV/m dB dBuV dB/m dB dB cm deg 1 5200.00 103.12 ------ ------ 93.58 34.52 7.96 32.94 100 29 PEAK
Avg	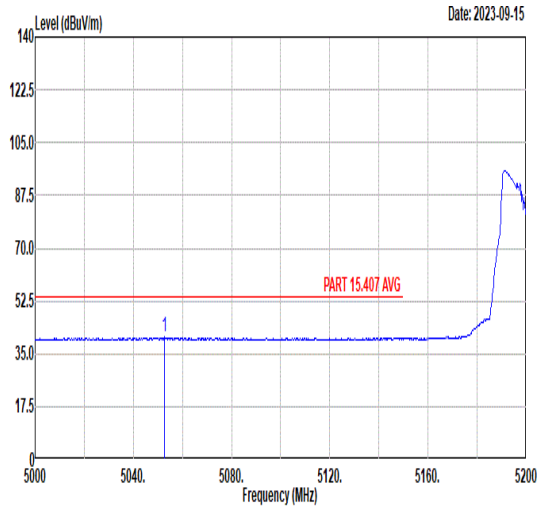 Freq Level Limit Line Margin Read Level Ant Factor Cable Loss Preamp Factor APos TPos Remark MHz dBuV/m dBuV/m dB dBuV dB/m dB dB cm deg 1 5052.60 40.44 54.00 -13.56 30.70 34.58 7.85 32.69 100 29 AVERAGE	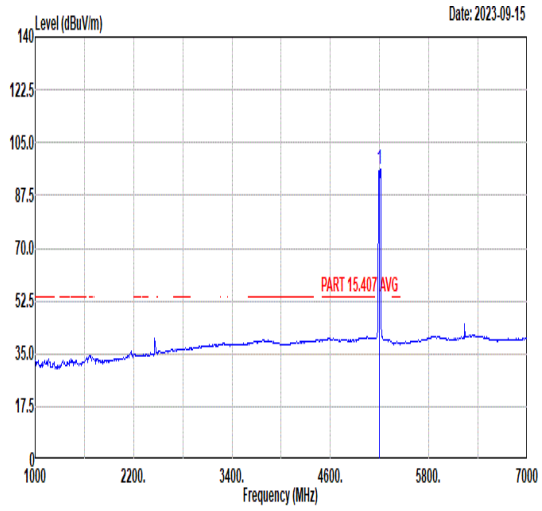 Freq Level Limit Line Margin Read Level Ant Factor Cable Loss Preamp Factor APos TPos Remark MHz dBuV/m dBuV/m dB dBuV dB/m dB dB cm deg 1 5200.00 96.23 ------ ------ 86.69 34.52 7.96 32.94 100 29 AVERAGE

Mode	90
	Band Edge
	U-NII-2C_5.47-5.725_802.11be EHT20_CH104_Full_5520MHz
ANT	CDD 9+15

Pol.	Horizontal	Fundamental
Peak	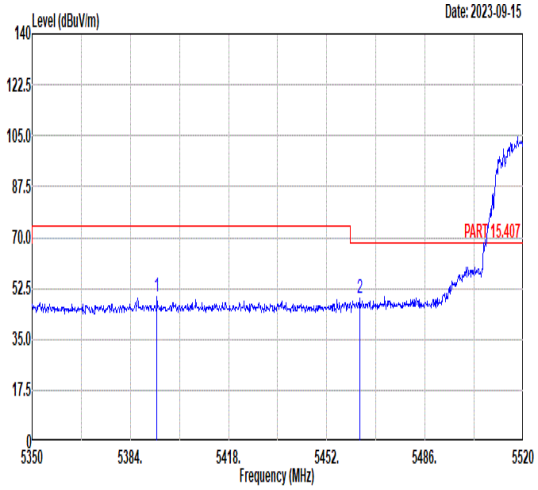 Freq Level Limit Line Margin Read Level Ant Factor Cable Loss Preamp Factor APos TPos Remark MHz dBuV/m dBuV/m dB dBuV dB/m dB dB cm deg 1 5393.18 49.50 74.00 -24.50 39.86 34.44 8.44 33.24 200 46 PEAK 2 5463.56 49.00 68.30 -19.30 39.54 34.41 8.40 33.35 200 46 PEAK	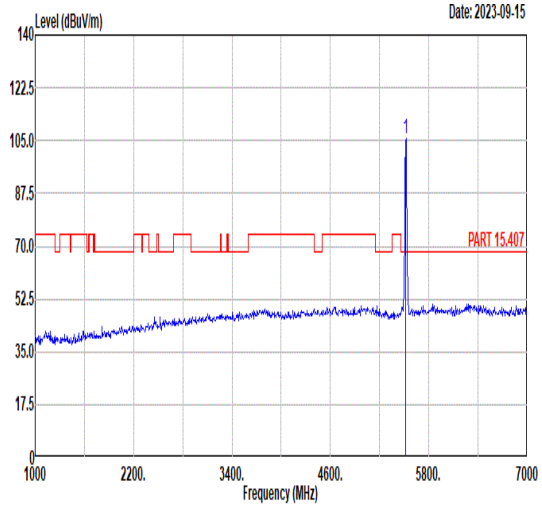 Freq Level Limit Line Margin Read Level Ant Factor Cable Loss Preamp Factor APos TPos Remark MHz dBuV/m dBuV/m dB dBuV dB/m dB dB cm deg 1 5520.00 105.41 ------ ------ 96.03 34.45 8.32 33.39 200 46 PEAK
Avg	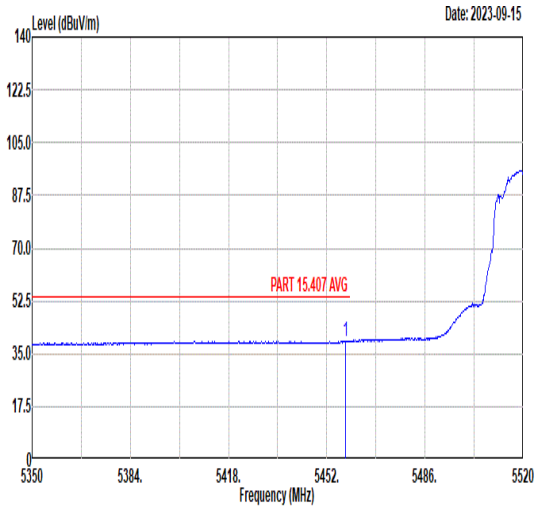 Freq Level Limit Line Margin Read Level Ant Factor Cable Loss Preamp Factor APos TPos Remark MHz dBuV/m dBuV/m dB dBuV dB/m dB dB cm deg 1 5458.46 39.28 54.00 -14.72 29.80 34.42 8.41 33.35 200 46 AVERAGE	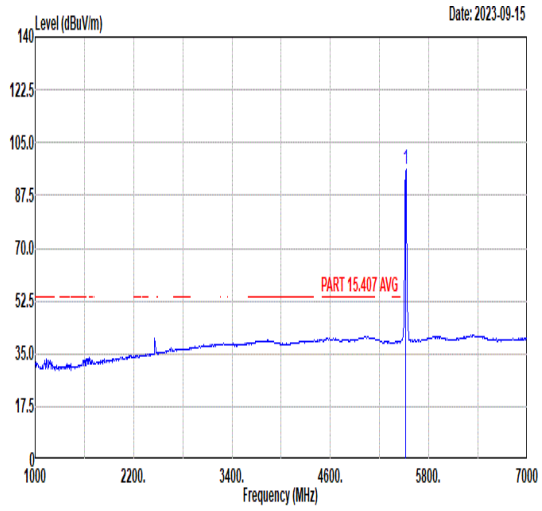 Freq Level Limit Line Margin Read Level Ant Factor Cable Loss Preamp Factor APos TPos Remark MHz dBuV/m dBuV/m dB dBuV dB/m dB dB cm deg 1 5520.00 96.20 ------ ------ 86.82 34.45 8.32 33.39 200 46 AVERAGE

Mode	90	
	Band Edge	
	U-NII-2C_5.47-5.725_802.11be EHT20_CH104_Full_5520MHz	
ANT	CDD 9+15	
Pol.	Vertical	Fundamental
Peak	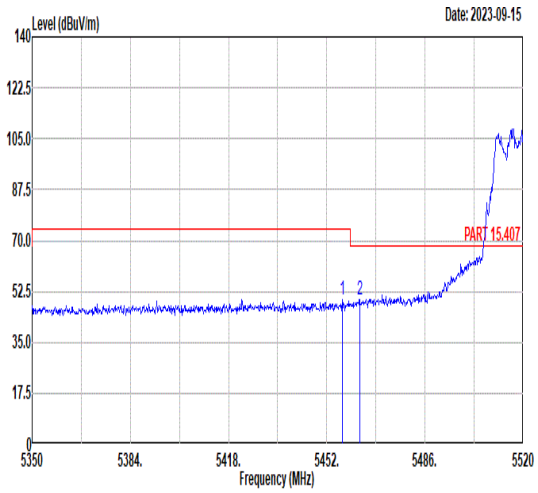 Freq Level Limit Line Margin Read Level Ant Factor Cable Loss Preamp Factor APos TPos Remark MHz dBuV/m dBuV/m dB dBuV dB/m dB dB cm deg 1 5457.44 49.86 74.00 -24.14 40.37 34.42 8.41 33.34 157 0 PEAK 2 5463.39 49.77 68.30 -18.53 40.31 34.41 8.40 33.35 157 0 PEAK	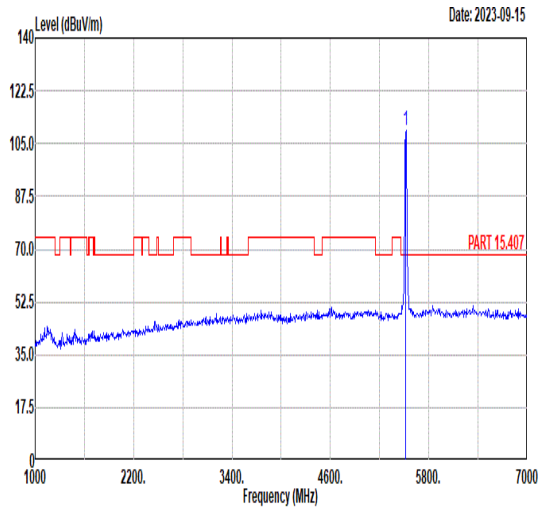 Freq Level Limit Line Margin Read Level Ant Factor Cable Loss Preamp Factor APos TPos Remark MHz dBuV/m dBuV/m dB dBuV dB/m dB dB cm deg 1 5520.00 109.46 ------ ------ 100.08 34.45 8.32 33.39 157 0 PEAK
Avg	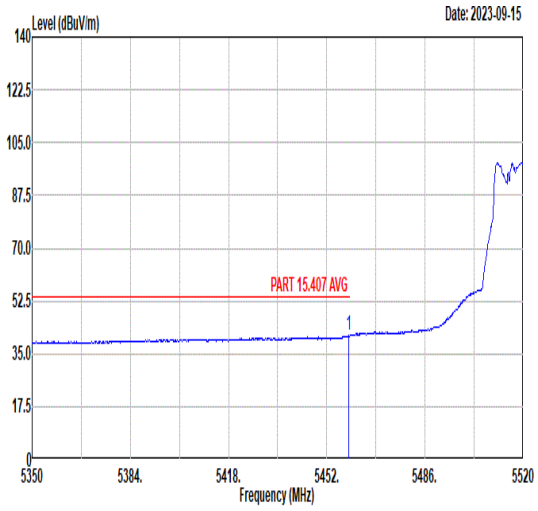 Freq Level Limit Line Margin Read Level Ant Factor Cable Loss Preamp Factor APos TPos Remark MHz dBuV/m dBuV/m dB dBuV dB/m dB dB cm deg 1 5459.48 41.21 54.00 -12.79 31.73 34.42 8.41 33.35 157 0 AVERAGE	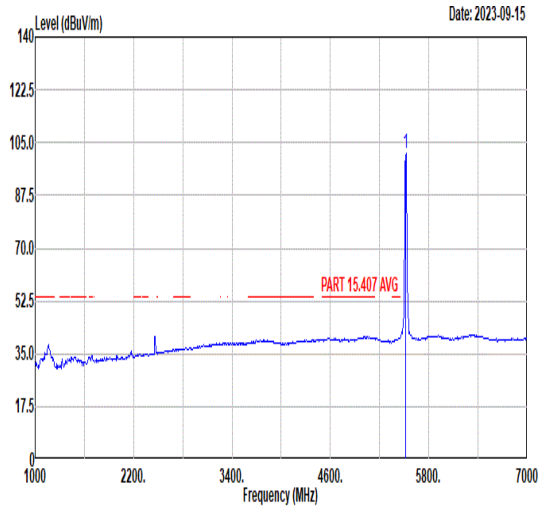 Freq Level Limit Line Margin Read Level Ant Factor Cable Loss Preamp Factor APos TPos Remark MHz dBuV/m dBuV/m dB dBuV dB/m dB dB cm deg 1 5520.00 101.69 ------ ------ 92.31 34.45 8.32 33.39 157 0 AVERAGE

Mode	91	
	Band Edge	
	U-NII-2C_5.47-5.725_802.11be EHT20_CH136_Full_5680MHz	
ANT	CDD 9+15	
Pol.	Horizontal	Fundamental
Peak	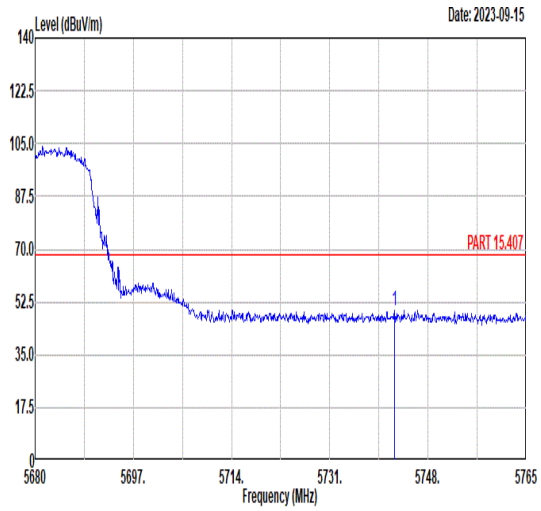 Freq Level Limit Line Margin Read Level Ant Factor Cable Loss Preamp Factor APos TPos Remark MHz dBuV/m dBuV/m dB dBuV dB/m dB dB cm deg 1 5742.22 49.65 68.30 -18.65 39.33 34.93 8.74 33.35 199 49 PEAK	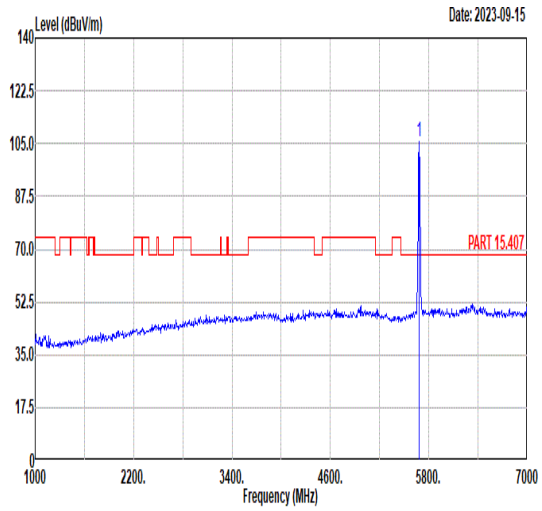 Freq Level Limit Line Margin Read Level Ant Factor Cable Loss Preamp Factor APos TPos Remark MHz dBuV/m dBuV/m dB dBuV dB/m dB dB cm deg 1 5680.00 105.80 ------ ------ 95.85 34.80 8.51 33.36 199 49 PEAK
Avg	Blank	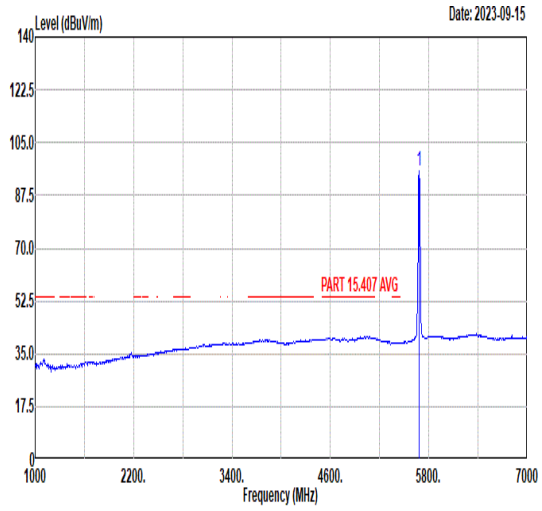 Freq Level Limit Line Margin Read Level Ant Factor Cable Loss Preamp Factor APos TPos Remark MHz dBuV/m dBuV/m dB dBuV dB/m dB dB cm deg 1 5680.00 95.56 ------ ------ 85.61 34.80 8.51 33.36 199 49 AVERAGE

Mode	91	
	Band Edge	
	U-NII-2C_5.47-5.725_802.11be EHT20_CH136_Full_5680MHz	
ANT	CDD 9+15	
Pol.	Vertical	Fundamental
Peak	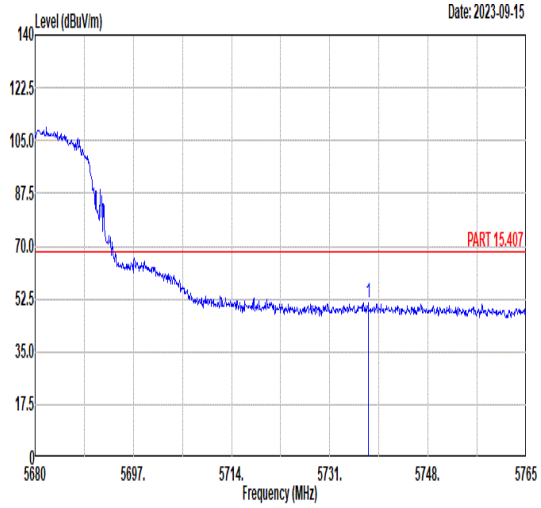 Freq Level Limit Line Margin Read Level Ant Factor Cable Loss Preamp Factor APos TPos Remark MHz dBuV/m dBuV/m dB dBuV dB/m dB dB cm deg 1 5737.63 51.44 68.30 -16.86 41.15 34.92 8.72 33.35 109 19 PEAK	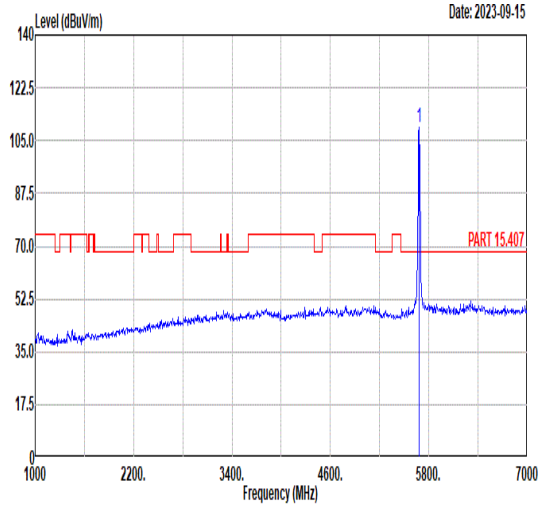 Freq Level Limit Line Margin Read Level Ant Factor Cable Loss Preamp Factor APos TPos Remark MHz dBuV/m dBuV/m dB dBuV dB/m dB dB cm deg 1 5680.00 109.50 ------ ------ 99.55 34.80 8.51 33.36 109 19 PEAK
Avg	Blank	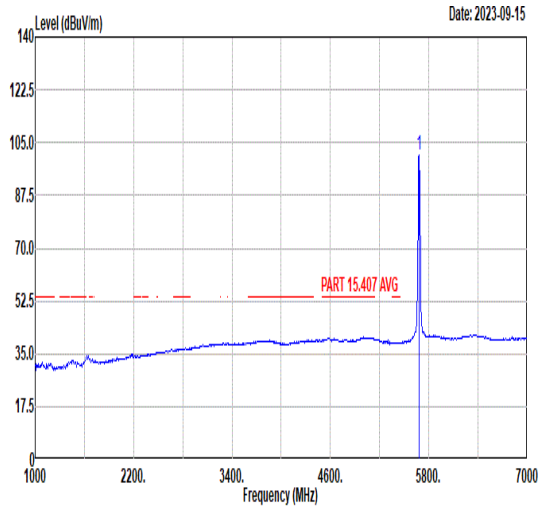 Freq Level Limit Line Margin Read Level Ant Factor Cable Loss Preamp Factor APos TPos Remark MHz dBuV/m dBuV/m dB dBuV dB/m dB dB cm deg 1 5680.00 101.07 ------ ------ 91.12 34.80 8.51 33.36 109 19 AVERAGE

Mode	92	
	Band Edge - L	
	U-NII-2C_5.47-5.725_802.11be EHT40_CH126_Full_5630MHz	
ANT	CDD 9+15	
Pol.	Horizontal	Fundamental
Peak	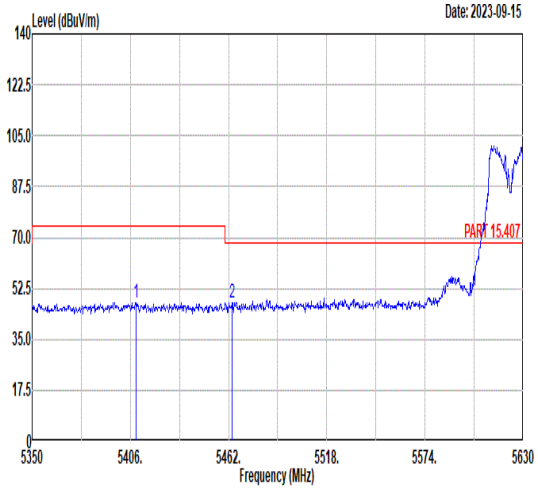 Freq Level Limit Line Margin Read Level Ant Factor Cable Loss Preamp Factor APos TPos Remark MHz dBuV/m dBuV/m dB dBuV dB/m dB dB cm deg 1 5409.08 47.80 74.00 -26.20 38.15 34.44 8.48 33.27 200 54 PEAK 2 5463.96 47.71 68.30 -20.59 38.25 34.41 8.40 33.35 200 54 PEAK	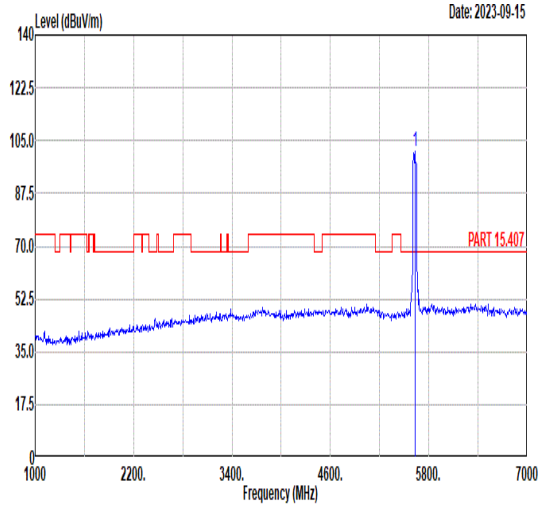 Freq Level Limit Line Margin Read Level Ant Factor Cable Loss Preamp Factor APos TPos Remark MHz dBuV/m dBuV/m dB dBuV dB/m dB dB cm deg 1 5630.00 101.27 ------ ------ 91.62 34.69 8.33 33.37 200 54 PEAK
Avg	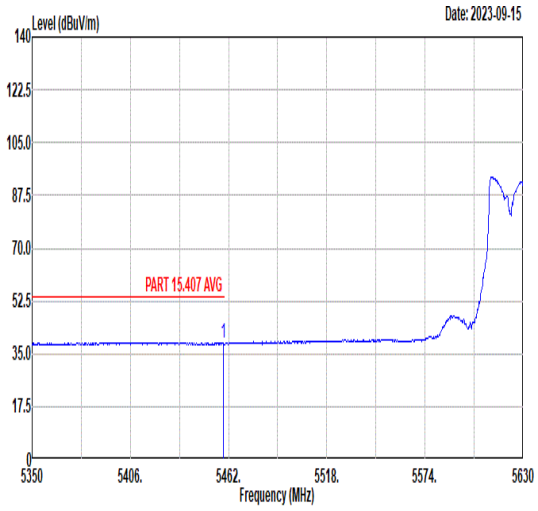 Freq Level Limit Line Margin Read Level Ant Factor Cable Loss Preamp Factor APos TPos Remark MHz dBuV/m dBuV/m dB dBuV dB/m dB dB cm deg 1 5459.20 38.72 54.00 -15.28 29.24 34.42 8.41 33.35 200 54 AVERAGE	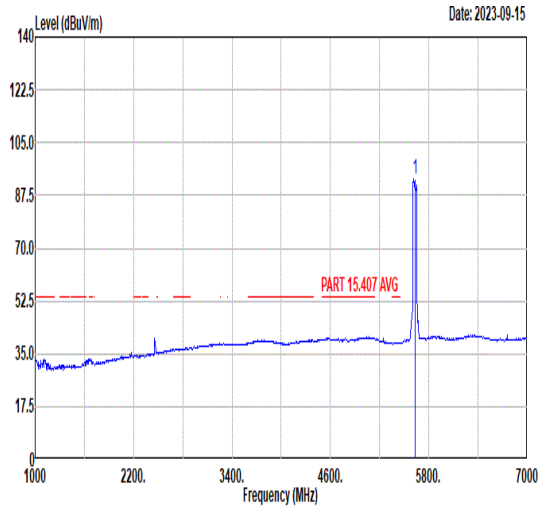 Freq Level Limit Line Margin Read Level Ant Factor Cable Loss Preamp Factor APos TPos Remark MHz dBuV/m dBuV/m dB dBuV dB/m dB dB cm deg 1 5630.00 93.16 ------ ------ 83.63 34.65 8.26 33.38 200 54 AVERAGE

Mode	92	
	Band Edge - R	
	U-NII-2C_5.47-5.725_802.11be EHT40_CH126_Full_5630MHz	
ANT	CDD 9+15	
Pol.	Horizontal	Fundamental
Peak	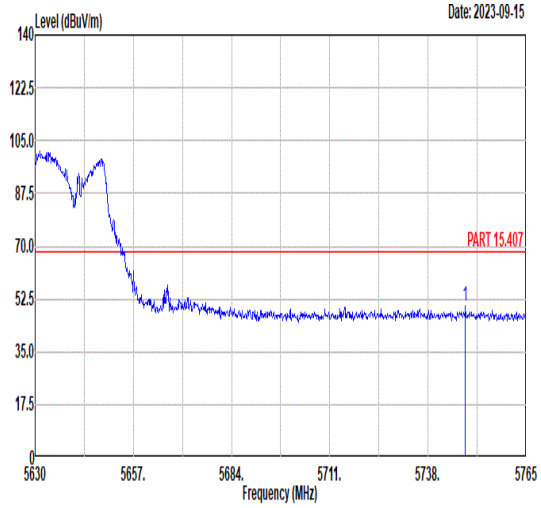 Freq Level Limit Line Margin Read Level Ant Factor Cable Loss Preamp Factor APos TPos Remark MHz dBuV/m dBuV/m dB dBuV dB/m dB dB cm deg 1 5748.26 50.26 68.30 -18.04 39.90 34.95 8.76 33.35 200 54 PEAK	Blank

Mode	92	
	Band Edge - L	
	U-NII-2C_5.47-5.725_802.11be EHT40_CH126_Full_5630MHz	
ANT	CDD 9+15	
Pol.	Vertical	Fundamental
Peak	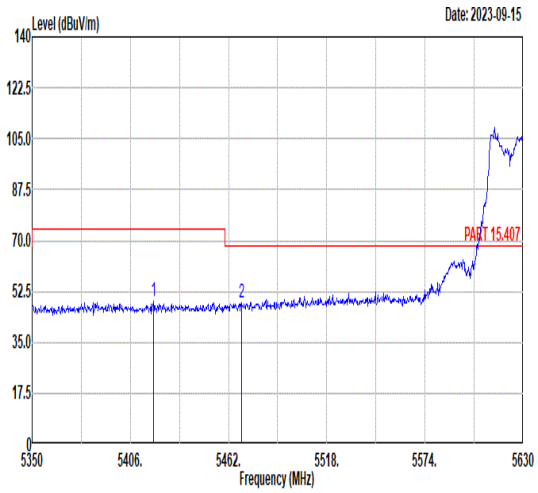 Freq Level Limit Line Margin Read Level Ant Factor Cable Loss Preamp Factor APos TPos Remark 1 5419.16 MHz 49.08 dBuV/m 74.00 dB -24.92 39.47 dBuV 34.43 dB/m 8.46 dB 33.28 dB 200 cm 29 deg PEAK 2 5469.28 48.47 68.30 -19.83 39.02 34.41 8.40 33.36 200 29 PEAK	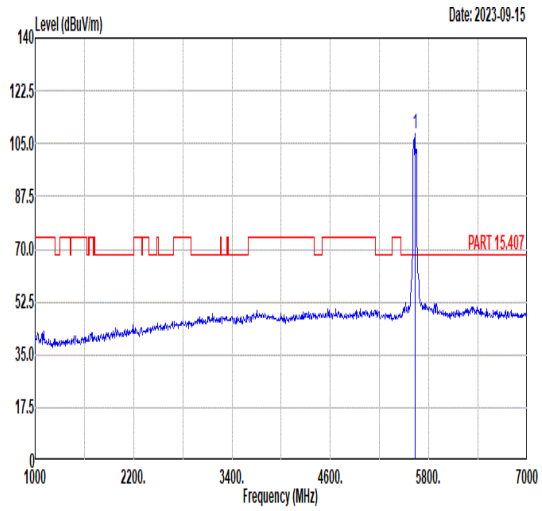 Freq Level Limit Line Margin Read Level Ant Factor Cable Loss Preamp Factor APos TPos Remark 1 5630.00 MHz 108.28 dBuV/m ------ dB ------ 98.63 dBuV 34.69 dB/m 8.33 dB 33.37 dB 200 cm 29 deg PEAK
Avg	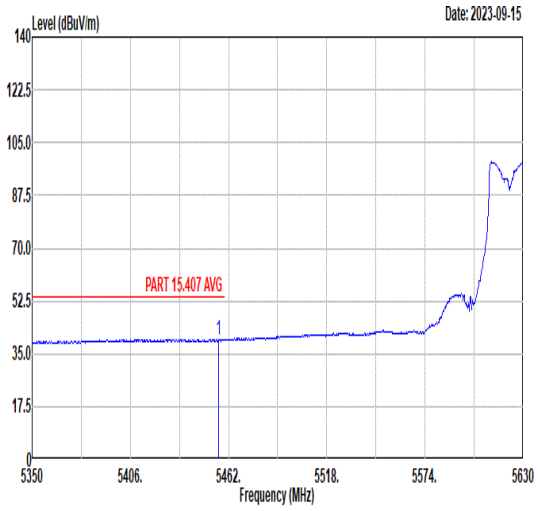 Freq Level Limit Line Margin Read Level Ant Factor Cable Loss Preamp Factor APos TPos Remark 1 5456.12 MHz 39.78 dBuV/m 54.00 dB -14.22 30.29 dBuV 34.42 dB/m 8.41 dB 33.34 dB 200 cm 29 deg AVERAGE	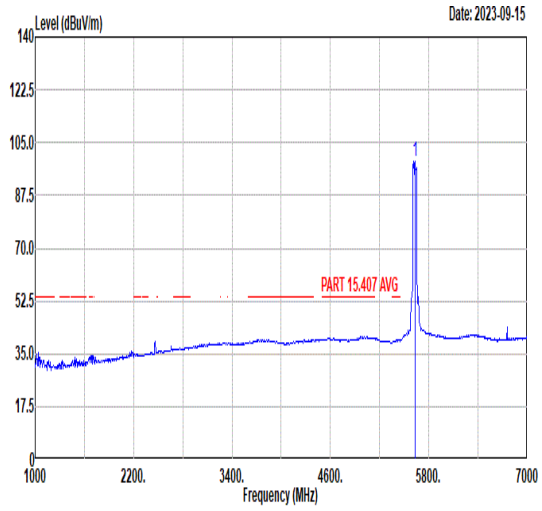 Freq Level Limit Line Margin Read Level Ant Factor Cable Loss Preamp Factor APos TPos Remark 1 5630.00 MHz 98.74 dBuV/m ------ dB ------ 89.09 dBuV 34.69 dB/m 8.33 dB 33.37 dB 200 cm 29 deg AVERAGE

Mode	92	
	Band Edge - R	
	U-NII-2C_5.47-5.725_802.11be EHT40_CH126_Full_5630MHz	
ANT	CDD 9+15	
Pol.	Vertical	Fundamental
Peak	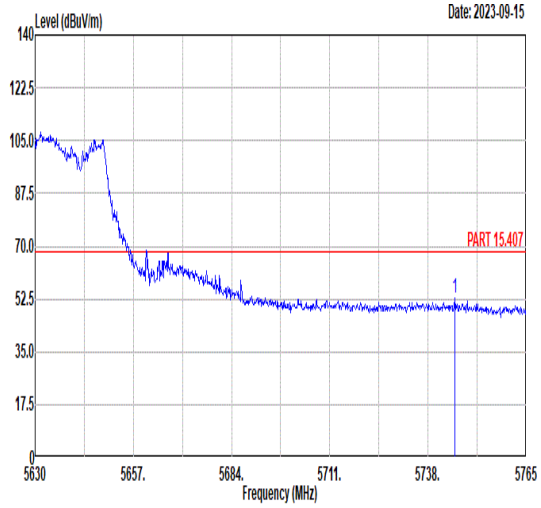 Freq Level Limit Line Margin Read Level Ant Factor Cable Loss Preamp Factor APos TPos Remark MHz dBuV/m dBuV/m dB dBuV dB/m dB dB cm deg 1 5745.29 52.60 68.30 -15.70 42.26 34.94 8.75 33.35 200 29 PEAK	Blank

<Simultaneous transmission>

Mode 86 11be EHT40_Ch06+11be EHT160_Ch114+LTE_B48

11be EHT40_Ch06 (Band Edge @ 3m)

	Note	Frequency (MHz)	Level (dBμV/m)	Margin (dB)	Limit Line (dBμV/m)	Read Level (dBμV)	Antenna Factor (dB/m)	Cable Loss (dB)	Preamp Factor (dB)	Ant Pos (cm)	Table Pos (deg)	Peak Avg. (P/A)	Pol. (H/V)
11be EHT40_Ch06+11be EHT160_Ch114+LTE_B48 o-location		2388.4	57.49	-16.51	74	55.74	30.6	4.81	33.66	129	217	P	H
		2388.54	45.34	-8.66	54	43.59	30.6	4.81	33.66	129	217	A	H
	*	2437	98.41	-	-	96.5	30.7	4.86	33.65	129	217	P	H
	*	2437	90.66	-	-	88.75	30.7	4.86	33.65	129	217	A	H
		2488.8	57.04	-16.96	74	54.84	30.9	4.92	33.62	129	217	P	H
		2488.94	44.98	-9.02	54	42.78	30.9	4.92	33.62	129	217	A	H
		2387	58.7	-15.3	74	56.95	30.6	4.81	33.66	185	218	P	V
		2389.8	46.28	-7.72	54	44.53	30.6	4.81	33.66	185	218	A	V
	*	2437	102.42	-	-	100.51	30.7	4.86	33.65	185	218	P	V
	*	2437	93.77	-	-	91.86	30.7	4.86	33.65	185	218	A	V
		2483.83	59.48	-14.52	74	57.35	30.83	4.92	33.62	185	218	P	V
		2483.5	47.01	-6.99	54	44.88	30.83	4.92	33.62	185	218	A	V
Remark	1. No other spurious found. 2. All results are PASS against Peak and Average limit line.												

11be EHT160_Ch114 (Band Edge @ 3m)

	Note	Frequency	Level	Margin	Limit Line	Read Level	Antenna Factor	Cable Loss	Preamp Factor	Ant Pos	Table Pos	Peak Avg.	Pol.
		(MHz)	(dBμV/m)	(dB)	(dBμV/m)	(dBμV)	(dB/m)	(dB)	(dB)	(cm)	(deg)	(P/A)	(H/V)
11be EHT40_Ch06+11be EHT160_Ch114+LTE_B48 Co-location		5450.08	55.25	-18.75	74	45.28	34.86	8.43	33.32	246	66	P	H
		5460.4	56.96	-11.34	68.3	47.03	34.86	8.43	33.36	246	66	P	H
		5447.92	42.12	-11.88	54	32.15	34.86	8.43	33.32	246	66	A	H
	*	5570	91.81	-	-	81.99	34.94	8.27	33.39	246	66	P	H
	*	5570	84.36	-	-	74.54	34.94	8.27	33.39	246	66	A	H
		5743.58	59.48	-8.82	68.3	48.99	35.04	8.8	33.35	246	66	P	H
		5431.36	61.88	-12.12	74	51.92	34.85	8.43	33.32	164	348	P	V
		5465.92	57.17	-11.13	68.3	47.28	34.87	8.38	33.36	164	348	P	V
		5455.12	46.62	-7.38	54	36.69	34.86	8.43	33.36	164	348	A	V
	*	5570	98.62	-	-	88.8	34.94	8.27	33.39	164	348	P	V
	*	5570	91.09	-	-	81.27	34.94	8.27	33.39	164	348	A	V
		5728.145	59.43	-8.87	68.3	49.1	35.03	8.65	33.35	164	348	P	V
Remark	1. No other spurious found. 2. All results are PASS against Peak and Average limit line.												

Mode 87 BLE_CH38+ 11be EHT40_Ch06+11be EHT160_Ch114+LTE_B48

BLE_CH38 (Band Edge @ 3m)

	Note	Frequency	Level	Margin	Limit Line	Read Level	Antenna Factor	Cable Loss	Preamp Factor	Ant Pos	Table Pos	Peak Avg.	Pol.
		(MHz)	(dBμV/m)	(dB)	(dBμV/m)	(dBμV)	(dB/m)	(dB)	(dB)	(cm)	(deg)	(P/A)	(H/V)
BLE_CH38+ 11be EHT40_Ch06+11be EHT160_Ch114+LTE_B48 Co-location	*	2478	99.69	-	-	97.56	30.83	4.92	33.62	100	123	P	H
	*	2478	98.48	-	-	96.35	30.83	4.92	33.62	100	123	A	H
		2486.2	56.28	-17.72	74	54.15	30.83	4.92	33.62	100	123	P	H
		2484.52	48.48	-5.52	54	46.35	30.83	4.92	33.62	100	123	A	H
	*	2478	101.63	-	-	99.5	30.83	4.92	33.62	329	321	P	V
	*	2478	100.4	-	-	98.27	30.83	4.92	33.62	329	321	A	V
		2483.76	52.17	-21.83	74	50.04	30.83	4.92	33.62	329	321	P	V
		2484.68	43.76	-10.24	54	41.63	30.83	4.92	33.62	329	321	A	V
Remark	1. No other spurious found. 2. All results are PASS against Peak and Average limit line.												

11be EHT40_Ch06 (Band Edge @ 3m)

	Note	Frequency	Level	Margin	Limit Line	Read Level	Antenna Factor	Cable Loss	Preamp Factor	Ant Pos	Table Pos	Peak Avg.	Pol.
		(MHz)	(dBμV/m)	(dB)	(dBμV/m)	(dBμV)	(dB/m)	(dB)	(dB)	(cm)	(deg)	(P/A)	(H/V)
BLE_CH38 + 11be EHT40_Ch 06+11be EHT160_C h114+LTE_ B48 Co-location		2389.38	58.34	-15.66	74	56.59	30.6	4.81	33.66	147	306	P	H
		2389.94	47.99	-6.01	54	46.24	30.6	4.81	33.66	147	306	A	H
	*	2437	100.56	-	-	98.65	30.7	4.86	33.65	147	306	P	H
	*	2437	91.01	-	-	89.1	30.7	4.86	33.65	147	306	A	H
		2485.72	58.84	-15.16	74	56.71	30.83	4.92	33.62	147	306	P	H
		2483.5	46.59	-7.41	54	44.46	30.83	4.92	33.62	147	306	A	H
		2388.96	57.8	-16.2	74	56.05	30.6	4.81	33.66	111	247	P	V
		2389.94	47.01	-6.99	54	45.26	30.6	4.81	33.66	111	247	A	V
	*	2437	98.35	-	-	96.44	30.7	4.86	33.65	111	247	P	V
	*	2437	89.24	-	-	87.33	30.7	4.86	33.65	111	247	A	V
		2484.32	60.45	-13.55	74	58.32	30.83	4.92	33.62	111	247	P	V
		2483.5	46.74	-7.26	54	44.61	30.83	4.92	33.62	111	247	A	V
Remark	1. No other spurious found. 2. All results are PASS against Peak and Average limit line.												

11be EHT160_Ch114 (Band Edge @ 3m)

	Note	Frequency	Level	Margin	Limit Line	Read Level	Antenna Factor	Cable Loss	Preamp Factor	Ant Pos	Table Pos	Peak Avg.	Pol.
		(MHz)	(dBµV/m)	(dB)	(dBµV/m)	(dBµV)	(dB/m)	(dB)	(dB)	(cm)	(deg)	(P/A)	(H/V)
BLE_CH38 + 11be EHT40_Ch 06+11be EHT160_Ch114+LTE_B48 Co-location		5437.6	62	-12	74	52.04	34.85	8.43	33.32	321	310	P	H
		5459.92	55.18	-18.82	74	45.25	34.86	8.43	33.36	321	310	P	H
		5457.52	46.39	-7.61	54	36.46	34.86	8.43	33.36	321	310	A	H
	*	5570	96.97	-	-	87.15	34.94	8.27	33.39	321	310	P	H
	*	5570	90.06	-	-	80.24	34.94	8.27	33.39	321	310	A	H
		5727.2	62.2	-6.1	68.3	51.87	35.03	8.65	33.35	321	310	P	H
		5440	62.63	-11.37	74	52.67	34.85	8.43	33.32	279	24	P	V
		5469.76	60.43	-7.87	68.3	50.54	34.87	8.38	33.36	279	24	P	V
		5447.68	47.82	-6.18	54	37.85	34.86	8.43	33.32	279	24	A	V
	*	5570	102.54	-	-	92.72	34.94	8.27	33.39	279	24	P	V
	*	5570	98.45	-	-	88.63	34.94	8.27	33.39	279	24	A	V
		5726.57	60.36	-7.94	68.3	50.03	35.03	8.65	33.35	279	24	P	V
Remark	1. No other spurious found. 2. All results are PASS against Peak and Average limit line.												

Mode 88 BLE_CH38+ 11be EHT40_Ch06+11be EHT160_Ch114+LTE_B48

BLE_CH38 (Band Edge @ 3m)

	Note	Frequency (MHz)	Level (dBμV/m)	Margin (dB)	Limit Line (dBμV/m)	Read Level (dBμV)	Antenna Factor (dB/m)	Cable Loss (dB)	Preamp Factor (dB)	Ant Pos (cm)	Table Pos (deg)	Peak Avg. (P/A)	Pol. (H/V)
BLE_CH38+ 11be EHT40_Ch06 +11be EHT160_Ch114+LTE_B48 Co-location	*	2478	102.47	-	-	100.34	30.83	4.92	33.62	322	297	P	H
	*	2478	101.68	-	-	99.55	30.83	4.92	33.62	322	297	A	H
		2485.44	51.17	-22.83	74	49.04	30.83	4.92	33.62	322	297	P	H
		2485.76	43.19	-10.81	54	41.06	30.83	4.92	33.62	322	297	A	H
	*	2478	91.51	-	-	89.38	30.83	4.92	33.62	318	294	P	V
	*	2478	90.22	-	-	88.09	30.83	4.92	33.62	318	294	A	V
		2485.56	54.31	-19.69	74	52.18	30.83	4.92	33.62	318	294	P	V
		2483.8	46.03	-7.97	54	43.9	30.83	4.92	33.62	318	294	A	V
Remark	1. No other spurious found. 2. All results are PASS against Peak and Average limit line.												

11be EHT40_Ch06 (Band Edge @ 3m)

	Note	Frequency (MHz)	Level (dBμV/m)	Margin (dB)	Limit Line (dBμV/m)	Read Level (dBμV)	Antenna Factor (dB/m)	Cable Loss (dB)	Preamp Factor (dB)	Ant Pos (cm)	Table Pos (deg)	Peak Avg. (P/A)	Pol. (H/V)
BLE_CH38 + 11be EHT40_Ch 06+11be EHT160_C h114+LTE_ B48 Co-location		2389.24	59.24	-14.76	74	57.49	30.6	4.81	33.66	349	317	P	H
		2389.94	47.71	-6.29	54	45.96	30.6	4.81	33.66	349	317	A	H
	*	2437	98.37	-	-	96.46	30.7	4.86	33.65	349	317	P	H
	*	2437	89.43	-	-	87.52	30.7	4.86	33.65	349	317	A	H
		2483.97	60.36	-13.64	74	58.23	30.83	4.92	33.62	349	317	P	H
		2483.5	46.87	-7.13	54	44.74	30.83	4.92	33.62	349	317	A	H
		2389.8	57.32	-16.68	74	55.57	30.6	4.81	33.66	101	259	P	V
		2389.94	47.14	-6.86	54	45.39	30.6	4.81	33.66	101	259	A	V
	*	2437	100.92	-	-	99.01	30.7	4.86	33.65	101	259	P	V
	*	2437	90.2	-	-	88.29	30.7	4.86	33.65	101	259	A	V
		2485.58	58.76	-15.24	74	56.63	30.83	4.92	33.62	101	259	P	V
		2483.5	46.43	-7.57	54	44.3	30.83	4.92	33.62	101	259	A	V
Remark	1. No other spurious found. 2. All results are PASS against Peak and Average limit line.												

11be EHT160_Ch114 (Band Edge @ 3m)

	Note	Frequency	Level	Margin	Limit Line	Read Level	Antenna Factor	Cable Loss	Preamp Factor	Ant Pos	Table Pos	Peak Avg.	Pol.
		(MHz)	(dBµV/m)	(dB)	(dBµV/m)	(dBµV)	(dB/m)	(dB)	(dB)	(cm)	(deg)	(P/A)	(H/V)
BLE_CH38 + 11be EHT40_Ch 06+11be EHT160_Ch114+LTE_B48 Co-location		5437.36	58.03	-15.97	74	48.07	34.85	8.43	33.32	304	311	P	H
		5461.6	53.94	-14.36	68.3	44.01	34.86	8.43	33.36	304	311	P	H
		5458.96	43.95	-10.05	54	34.02	34.86	8.43	33.36	304	311	A	H
	*	5570	95.53	-	-	85.71	34.94	8.27	33.39	304	311	P	H
	*	5570	88.35	-	-	78.53	34.94	8.27	33.39	304	311	A	H
		5726.57	61.02	-7.28	68.3	50.69	35.03	8.65	33.35	304	311	P	H
		5454.64	60.81	-13.19	74	50.88	34.86	8.43	33.36	233	23	P	V
		5463.28	61.32	-6.98	68.3	51.38	34.87	8.43	33.36	233	23	P	V
		5448.88	46.64	-7.36	54	36.67	34.86	8.43	33.32	233	23	A	V
	*	5570	100.42	-	-	90.6	34.94	8.27	33.39	233	23	P	V
	*	5570	93.45	-	-	83.63	34.94	8.27	33.39	233	23	A	V
		5730.665	60.51	-7.79	68.3	50.18	35.03	8.65	33.35	233	23	P	V
Remark	1. No other spurious found. 2. All results are PASS against Peak and Average limit line.												

Harmonic (Harmonic @ 3m)

Mode 86 11be EHT40_Ch06+11be EHT160_Ch114+LTE_B48

	Note	Frequency	Level	Margin	Limit Line	Read Level	Antenna Factor	Cable Loss	Preamp Factor	Ant Pos	Table Pos	Peak Avg.	Pol.
		(MHz)	(dBµV/m)	(dB)	(dBµV/m)	(dBµV)	(dB/m)	(dB)	(dB)	(cm)	(deg)	(P/A)	(H/V)
11be EHT40_Ch 06+11be EHT160_Ch114+LTE_B48 Co-location		4874	41.3	-32.7	74	56.73	34.33	7.76	57.52	-	-	P	H
		7311	43.96	-30.04	74	58.49	35.44	8.95	58.92	-	-	P	H
		11140	46.09	-27.91	74	55.31	37.65	11.28	58.15	-	-	P	H
		16710	46.31	-21.99	68.3	52.26	39.67	13	58.62	-	-	P	H
		4874	39.99	-34.01	74	55.42	34.33	7.76	57.52	-	-	P	V
		7311	43.47	-30.53	74	58	35.44	8.95	58.92	-	-	P	V
		11140	46.97	-27.03	74	56.19	37.65	11.28	58.15	-	-	P	V
		16710	47.93	-20.37	68.3	53.88	39.67	13	58.62	-	-	P	V
Remark	1. No other spurious found. 2. All results are PASS against Peak and Average limit line.												

Mode 87 BLE_CH38+ 11be EHT40_Ch06+11be EHT160_Ch114+LTE_B48

	Note	Frequency (MHz)	Level (dBμV/m)	Margin (dB)	Limit Line (dBμV/m)	Read Level (dBμV)	Antenna Factor (dB/m)	Cable Loss (dB)	Preamp Factor (dB)	Ant Pos (cm)	Table Pos (deg)	Peak Avg. (P/A)	Pol. (H/V)
BLE_CH38 + 11be EHT40_Ch 06+11be EHT160_C h114+LTE_ B48 Co-location		4874	41.83	-32.17	74	57.26	34.33	7.76	57.52	-	-	P	H
		4956	43.11	-30.89	74	58.44	34.45	7.8	57.58	-	-	P	H
		7311	43.06	-30.94	74	57.59	35.44	8.95	58.92	-	-	P	H
		7434	43.45	-30.55	74	57.82	35.41	9.19	58.97	-	-	P	H
		11140	48.09	-25.91	74	57.31	37.65	11.28	58.15	-	-	P	H
		16710	47.56	-20.74	68.3	53.51	39.67	13	58.62	-	-	P	H
		4874	41.43	-32.57	74	56.86	34.33	7.76	57.52	-	-	P	V
		4956	42.18	-31.82	74	57.51	34.45	7.8	57.58	-	-	P	V
		7311	42.67	-31.33	74	57.2	35.44	8.95	58.92	-	-	P	V
		7434	43.29	-30.71	74	57.66	35.41	9.19	58.97	-	-	P	V
		11140	48.23	-25.77	74	57.45	37.65	11.28	58.15	-	-	P	V
		16710	46.21	-22.09	68.3	52.16	39.67	13	58.62	-	-	P	V
Remark	1. No other spurious found. 2. All results are PASS against Peak and Average limit line.												

Mode 88 BLE_CH38+ 11be EHT40_Ch06+11be EHT160_Ch114+LTE_B48

	Note	Frequency (MHz)	Level (dBμV/m)	Margin (dB)	Limit Line (dBμV/m)	Read Level (dBμV)	Antenna Factor (dB/m)	Cable Loss (dB)	Preamp Factor (dB)	Ant Pos (cm)	Table Pos (deg)	Peak Avg. (P/A)	Pol. (H/V)
BLE_CH38 + 11be EHT40_Ch 06+11be EHT160_C h114+LTE_ B48 Co-location		4874	42.75	-31.25	74	58.18	34.33	7.76	57.52	-	-	P	H
		4956	44.88	-29.12	74	60.21	34.45	7.8	57.58	-	-	P	H
		7311	43.74	-30.26	74	58.27	35.44	8.95	58.92	-	-	P	H
		7434	41.58	-32.42	74	55.95	35.41	9.19	58.97	-	-	P	H
		11140	47.72	-26.28	74	56.94	37.65	11.28	58.15	-	-	P	H
		16710	45.61	-22.69	68.3	51.56	39.67	13	58.62	-	-	P	H
		4874	40.96	-33.04	74	56.39	34.33	7.76	57.52	-	-	P	V
		4956	44.47	-29.53	74	59.8	34.45	7.8	57.58	-	-	P	V
		7311	42.74	-31.26	74	57.27	35.44	8.95	58.92	-	-	P	V
		7434	42.33	-31.67	74	56.7	35.41	9.19	58.97	-	-	P	V
		11140	47.59	-26.41	74	56.81	37.65	11.28	58.15	-	-	P	V
		16710	45.69	-22.61	68.3	51.64	39.67	13	58.62	-	-	P	V
Remark	1. No other spurious found. 2. All results are PASS against Peak and Average limit line.												

11be EHT40_Ch06+11be EHT160_Ch114+LTE_B48

11be EHT40_Ch06 (Band Edge @ 3m)

ANT	5GHz 5250~5350MHz&2.4GHz 2400~2483.5MHz Band Edge @ 3m	
	11be EHT40_Ch06+11be EHT160_Ch114+LTE_B48Co-location	
7+12	Horizontal	Fundamental
Peak	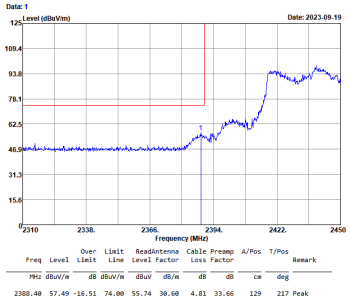	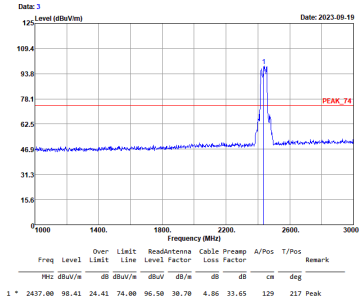
Avg.	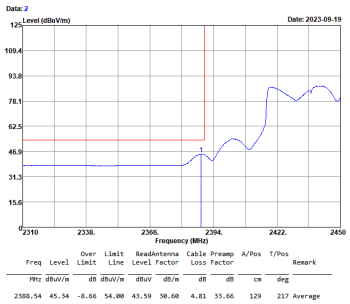	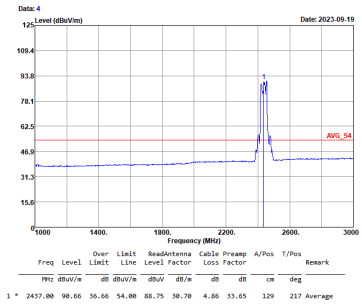

ANT	5GHz 5250~5350MHz&2.4GHz 2400~2483.5MHz Band Edge @ 3m	
	11be EHT40_Ch06+11be EHT160_Ch114+LTE_B48Co-location	
7+12	Horizontal	Fundamental
Peak	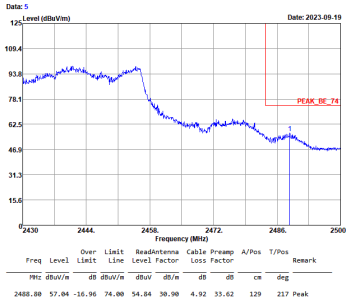	Blank
Avg.	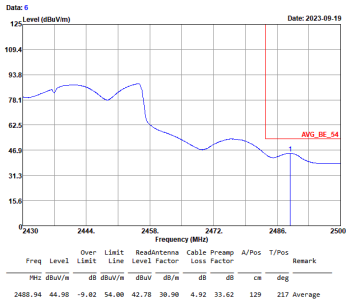	Blank

ANT	5GHz 5250~5350MHz&2.4GHz 2400~2483.5MHz Band Edge @ 3m	
	11be EHT40_Ch06+11be EHT160_Ch114+LTE_B48Co-location	
7+12	Vertical	Fundamental
Peak	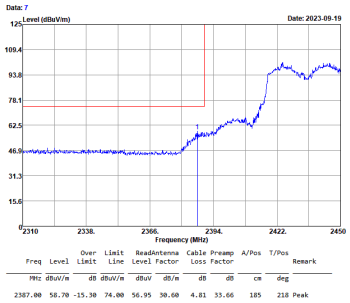	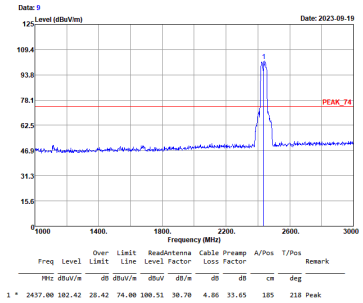
Avg.	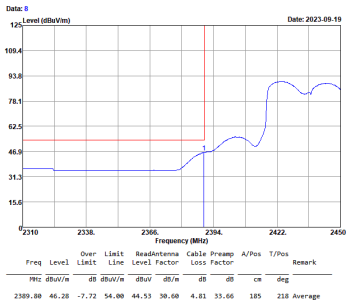	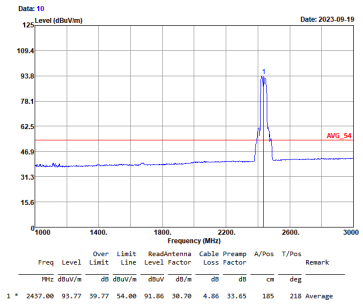

ANT	5GHz 5250~5350MHz&2.4GHz 2400~2483.5MHz Band Edge @ 3m	
	11be EHT40_Ch06+11be EHT160_Ch114+LTE_B48Co-location	
7+12	Vertical	Fundamental
Peak	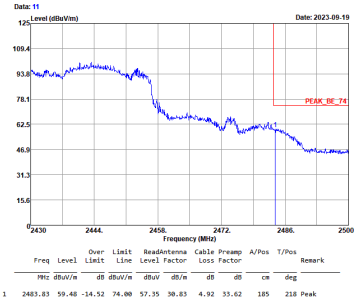	Blank
Avg.	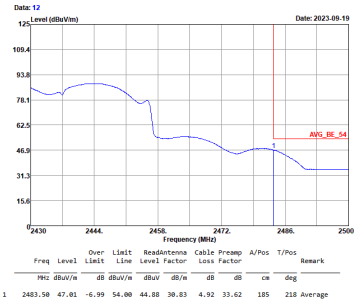	Blank

11be EHT160_Ch114 (Band Edge @ 3m)

ANT	5GHz 5250~5350MHz&2.4GHz 2400~2483.5MHz Band Edge @ 3m	
	11be EHT40_Ch06+11be EHT160_Ch114+LTE_B48Co-location	
9+15	Horizontal	Fundamental
Peak	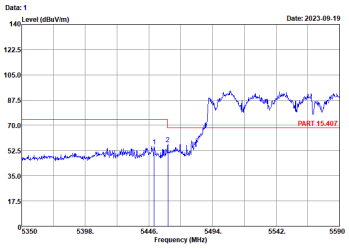 Freq Level Over Limit Limit Line ReadAntenna Level Factor Cable Loss Factor Preamp Factor A/Pos T/Pos Remark MHz dBuV/m dB dBuV/m dBuV dB/m dB dB cm deg 1 5450.08 55.25 -18.75 74.00 45.28 34.86 8.43 33.32 246 66 Peak 2 5460.40 56.96 -11.34 68.30 47.03 34.86 8.43 33.36 246 66 Peak	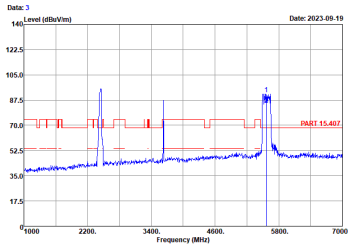 Freq Level Over Limit Limit Line ReadAntenna Level Factor Cable Loss Factor Preamp Factor A/Pos T/Pos Remark MHz dBuV/m dB dBuV/m dBuV dB/m dB dB cm deg 1 * 5570.00 91.81 23.51 68.30 81.99 34.94 8.27 33.39 246 66 Peak 2 5570.00 84.36 ------ ------ 74.54 34.94 8.27 33.39 246 66 Average
Avg.	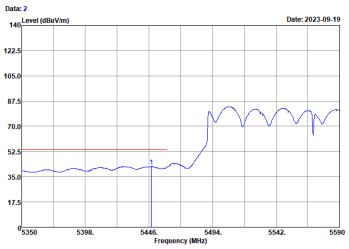 Freq Level Over Limit Limit Line ReadAntenna Level Factor Cable Loss Factor Preamp Factor A/Pos T/Pos Remark MHz dBuV/m dB dBuV/m dBuV dB/m dB dB cm deg 1 5447.92 42.12 -11.88 54.00 32.15 34.86 8.43 33.32 246 66 Average	Blank

ANT	5GHz 5250~5350MHz&2.4GHz 2400~2483.5MHz Band Edge @ 3m	
	11be EHT40_Ch06+11be EHT160_Ch114+LTE_B48Co-location	
9+15	Horizontal	Fundamental
Peak	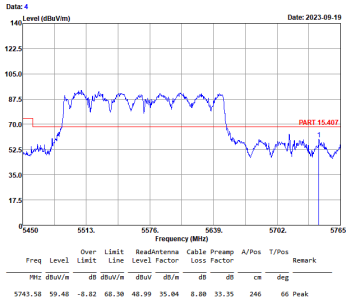	Blank
Avg.	Blank	Blank

ANT	5GHz 5250~5350MHz&2.4GHz 2400~2483.5MHz Band Edge @ 3m	
	11be EHT40_Ch06+11be EHT160_Ch114+LTE_B48Co-location	
9+15	Vertical	Fundamental
Peak	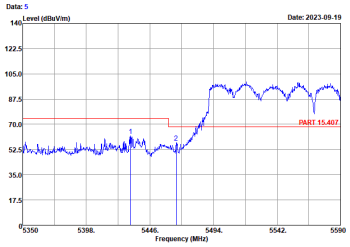 Over Limit ReadAntenna Cable Preamp A/Pos T/Pos Freq Level Limit Line Level Factor Loss Factor Remark MHz dBuV/m dB dBuV/m dBuV dB/m dB dB cm deg 1 5431.36 61.88 -12.12 74.00 51.92 34.85 8.43 33.32 164 348 Peak 2 5465.92 57.17 -11.13 68.30 47.28 34.87 8.38 33.36 164 348 Peak	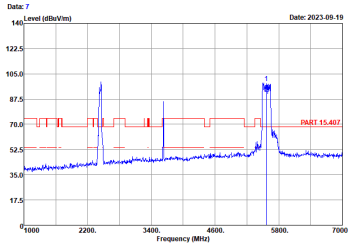 Over Limit ReadAntenna Cable Preamp A/Pos T/Pos Freq Level Limit Line Level Factor Loss Factor Remark MHz dBuV/m dB dBuV/m dBuV dB/m dB dB cm deg 1 * 5570.00 98.62 30.32 68.30 88.80 34.94 8.27 33.39 164 348 Peak 2 5570.00 91.09 ----- ----- 81.27 34.94 8.27 33.39 164 348 Average
Avg.	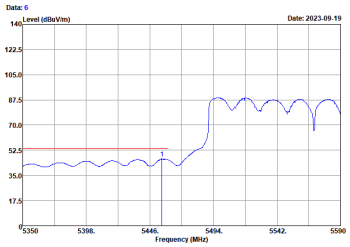 Over Limit ReadAntenna Cable Preamp A/Pos T/Pos Freq Level Limit Line Level Factor Loss Factor Remark MHz dBuV/m dB dBuV/m dBuV dB/m dB dB cm deg 1 5455.12 46.62 -7.38 54.00 36.69 34.86 8.43 33.36 164 348 Average	Blank

ANT	5GHz 5250~5350MHz&2.4GHz 2400~2483.5MHz Band Edge @ 3m	
	11be EHT40_Ch06+11be EHT160_Ch114+LTE_B48Co-location	
9+15	Vertical	Fundamental
Peak	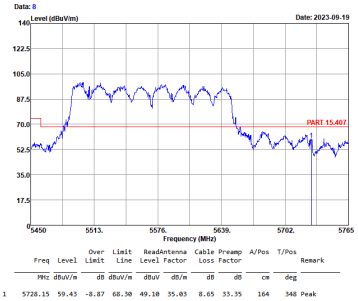	Blank
Avg.	Blank	Blank

BLE_CH38+ 11be EHT40_Ch06+11be EHT160_Ch114+LTE_B48

11be EHT40_Ch06 (Band Edge @ 3m)

ANT	5GHz 5250~5350MHz&2.4GHz 2400~2483.5MHz Band Edge @ 3m	
	BLE_CH38+ 11be EHT40_Ch06+11be EHT160_Ch114+LTE_B48 Co-location	
12	Horizontal	Fundamental
Peak	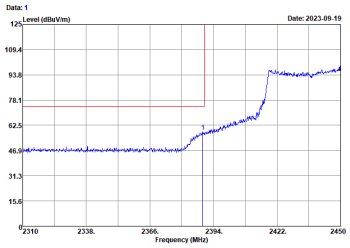 Freq Level Over Limit Limit Line ReadAntenna Level Factor Cable Loss Preamp Factor A/Pos T/Pos Remark MHz dBuV/m dB dBuV/m dBuV dB/m dB dB cm deg 1 2389.38 58.54 -15.66 74.00 56.59 30.60 4.81 33.66 147 306 Peak	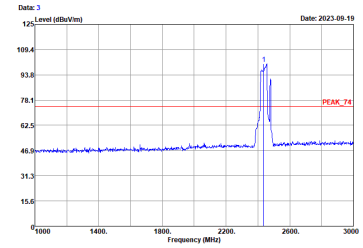 Freq Level Over Limit Limit Line ReadAntenna Level Factor Cable Loss Preamp Factor A/Pos T/Pos Remark MHz dBuV/m dB dBuV/m dBuV dB/m dB dB cm deg 1 * 2437.00 100.56 26.56 74.00 98.65 30.70 4.86 33.65 147 306 Peak
Avg.	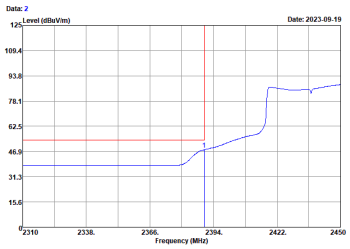 Freq Level Over Limit Limit Line ReadAntenna Level Factor Cable Loss Preamp Factor A/Pos T/Pos Remark MHz dBuV/m dB dBuV/m dBuV dB/m dB dB cm deg 1 2389.94 47.99 -6.01 54.00 46.24 30.60 4.81 33.66 147 306 Average	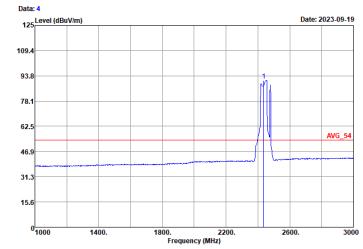 Freq Level Over Limit Limit Line ReadAntenna Level Factor Cable Loss Preamp Factor A/Pos T/Pos Remark MHz dBuV/m dB dBuV/m dBuV dB/m dB dB cm deg 1 * 2437.00 91.01 37.01 54.00 89.10 30.70 4.86 33.65 147 306 Average

ANT	5GHz 5250~5350MHz&2.4GHz 2400~2483.5MHz Band Edge @ 3m	
	BLE_CH38+ 11be EHT40_Ch06+11be EHT160_Ch114+LTE_B48 Co-location	
12	Horizontal	Fundamental
Peak	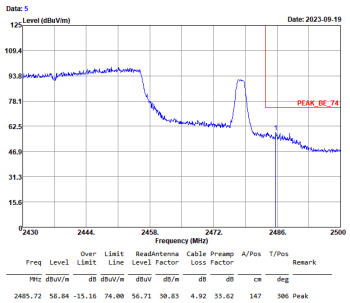	Blank
Avg.	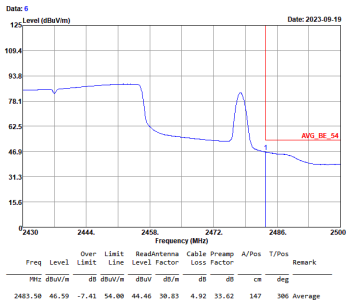	Blank

ANT	5GHz 5250~5350MHz&2.4GHz 2400~2483.5MHz Band Edge @ 3m	
	BLE_CH38+ 11be EHT40_Ch06+11be EHT160_Ch114+LTE_B48 Co-location	
12	Vertical	Fundamental
Peak	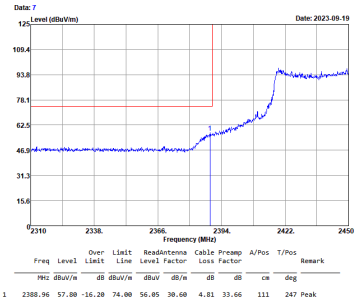	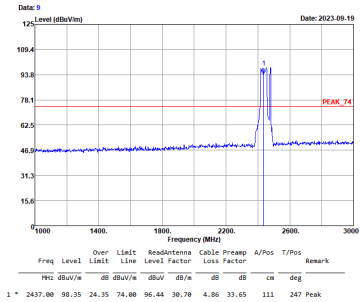
Avg.	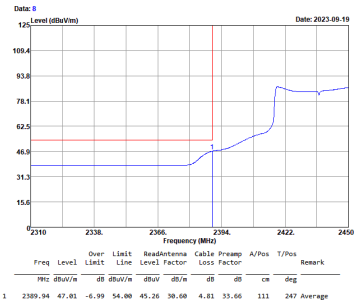	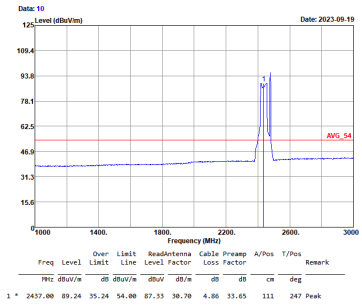

ANT	5GHz 5250~5350MHz&2.4GHz 2400~2483.5MHz Band Edge @ 3m	
	BLE_CH38+ 11be EHT40_Ch06+11be EHT160_Ch114+LTE_B48 Co-location	
12	Vertical	Fundamental
Peak	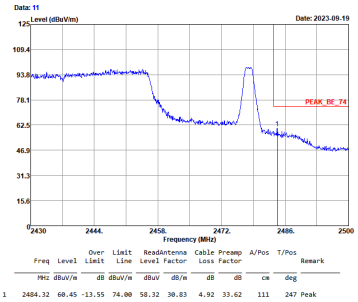	Blank
Avg.	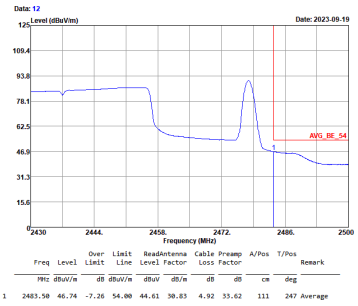	Blank

11be EHT160_Ch114 (Band Edge @ 3m)

ANT	5GHz 5250~5350MHz&2.4GHz 2400~2483.5MHz Band Edge @ 3m	
	BLE_CH38+ 11be EHT40_Ch06+11be EHT160_Ch114+LTE_B48 Co-location	
9+15	Horizontal	Fundamental
Peak	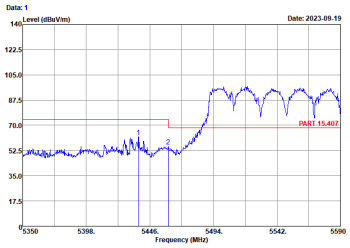 Freq Level Over Limit Limit Line ReadAntenna Level Factor Cable Loss Factor Preamp Factor A/Pos T/Pos Remark MHz dBuV/m dB dBuV/m dBuV dB/m dB dB cm deg 1 5437.60 62.00 -12.00 74.00 52.04 34.85 8.43 33.32 321 310 Peak 2 5459.92 55.18 -18.82 74.00 45.25 34.86 8.43 33.36 321 310 Peak	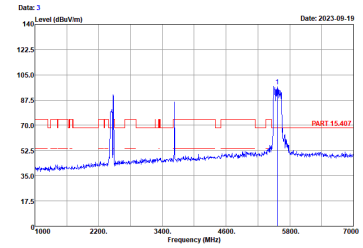 Freq Level Over Limit Limit Line ReadAntenna Level Factor Cable Loss Factor Preamp Factor A/Pos T/Pos Remark MHz dBuV/m dB dBuV/m dBuV dB/m dB dB cm deg 1 * 5570.00 96.97 28.67 68.30 87.15 34.94 8.27 33.39 321 310 Peak 2 5570.00 90.06 ------ ------ 80.24 34.94 8.27 33.39 321 310 Average
Avg.	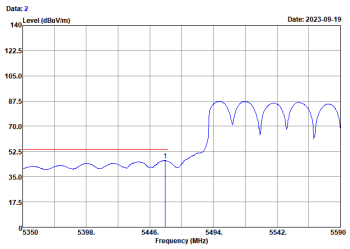 Freq Level Over Limit Limit Line ReadAntenna Level Factor Cable Loss Factor Preamp Factor A/Pos T/Pos Remark MHz dBuV/m dB dBuV/m dBuV dB/m dB dB cm deg 1 5457.52 46.39 -7.61 54.00 36.46 34.86 8.43 33.36 321 310 Average	Blank

ANT	5GHz 5250~5350MHz&2.4GHz 2400~2483.5MHz Band Edge @ 3m	
	BLE_CH38+ 11be EHT40_Ch06+11be EHT160_Ch114+LTE_B48 Co-location	
9+15	Horizontal	Fundamental
Peak	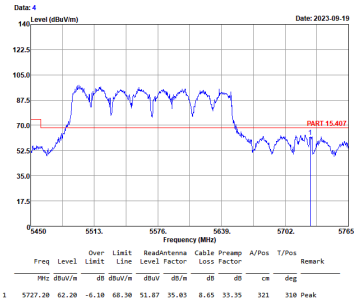	Blank
Avg.	Blank	Blank

ANT	5GHz 5250~5350MHz&2.4GHz 2400~2483.5MHz Band Edge @ 3m	
	BLE_CH38+ 11be EHT40_Ch06+11be EHT160_Ch114+LTE_B48 Co-location	
9+15	Vertical	Fundamental
Peak	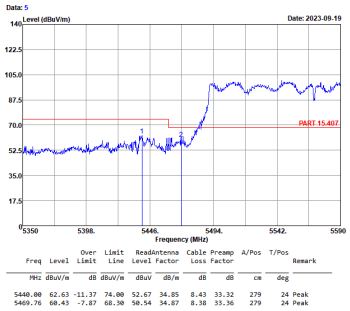	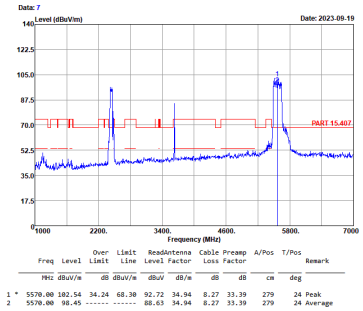
Avg.	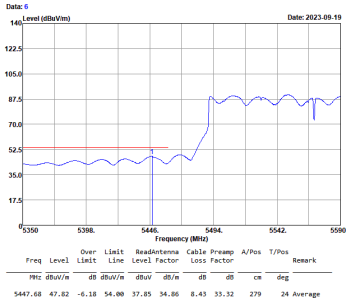	Blank

ANT	5GHz 5250~5350MHz&2.4GHz 2400~2483.5MHz Band Edge @ 3m	
	BLE_CH38+ 11be EHT40_Ch06+11be EHT160_Ch114+LTE_B48 Co-location	
9+15	Vertical	Fundamental
Peak	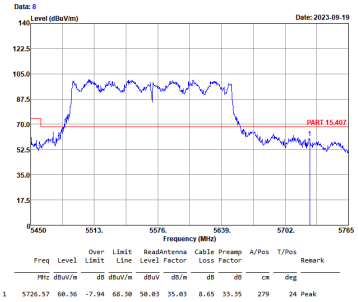 	Blank
Avg.	Blank	Blank

BLE_CH38 2M (Band Edge @ 3m)

ANT	5GHz 5250~5350MHz&2.4GHz 2400~2483.5MHz Band Edge @ 3m	
	BLE_CH38+ 11be EHT40_Ch06+11be EHT160_Ch114+LTE_B48 Co-location	
7	Horizontal	Fundamental
Peak	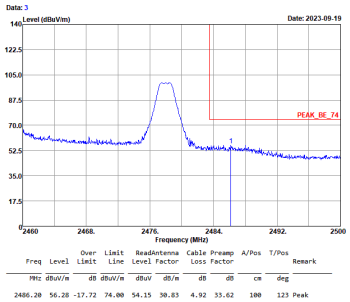	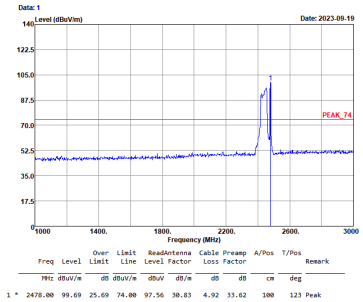
Avg.	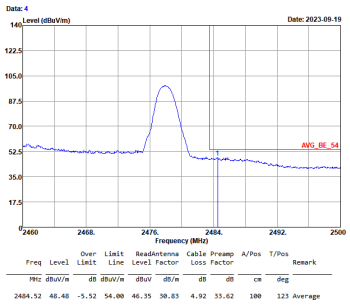	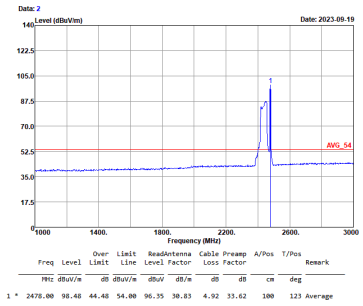

ANT	5GHz 5250~5350MHz&2.4GHz 2400~2483.5MHz Band Edge @ 3m	
	BLE_CH38+ 11be EHT40_Ch06+11be EHT160_Ch114+LTE_B48 Co-location	
9+15	Vertical	Fundamental
Peak	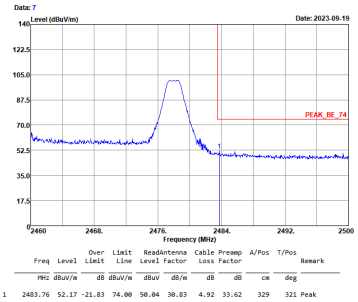 Freq Level Over Limit Limit Line ReadAntenna Level Factor Cable Loss Factor Preamp Factor A/Pos T/Pos Remark MHz dBuV/m dB dBuV/m dBuV dB/m dB dB cm deg 1 2483.76 52.17 -21.83 74.00 50.04 30.83 4.92 33.62 329 321 Peak	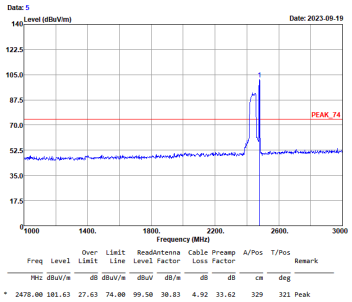 Freq Level Over Limit Limit Line ReadAntenna Level Factor Cable Loss Factor Preamp Factor A/Pos T/Pos Remark MHz dBuV/m dB dBuV/m dBuV dB/m dB dB cm deg 1 * 2478.00 101.63 27.63 74.00 99.50 30.83 4.92 33.62 329 321 Peak
Avg.	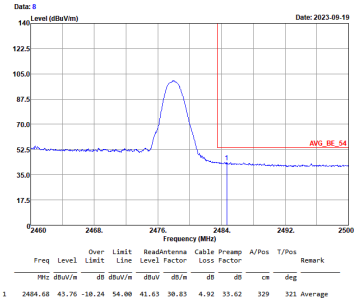 Freq Level Over Limit Limit Line ReadAntenna Level Factor Cable Loss Factor Preamp Factor A/Pos T/Pos Remark MHz dBuV/m dB dBuV/m dBuV dB/m dB dB cm deg 1 2484.68 43.76 -10.24 54.00 41.63 30.83 4.92 33.62 329 321 Average	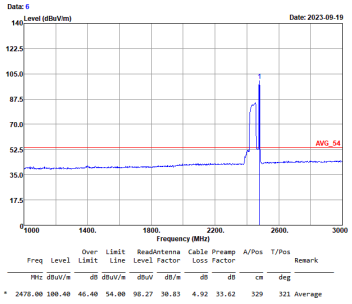 Freq Level Over Limit Limit Line ReadAntenna Level Factor Cable Loss Factor Preamp Factor A/Pos T/Pos Remark MHz dBuV/m dB dBuV/m dBuV dB/m dB dB cm deg 1 * 2478.00 100.40 46.40 54.00 98.27 30.83 4.92 33.62 329 321 Average

BLE_CH38+11be EHT40_Ch06+11be EHT160_Ch114+LTE_B48

11be EHT40_Ch06 (Band Edge @ 3m)

ANT	5GHz 5250~5350MHz&2.4GHz 2400~2483.5MHz Band Edge @ 3m	
	BLE_CH38+ 11be EHT40_Ch06+11be EHT160_Ch114+LTE_B48 Co-location	
7	Horizontal	Fundamental
Peak	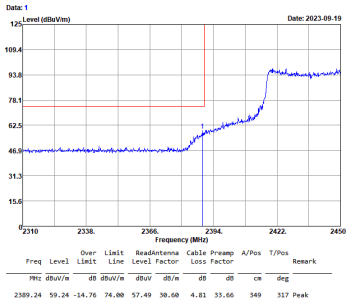	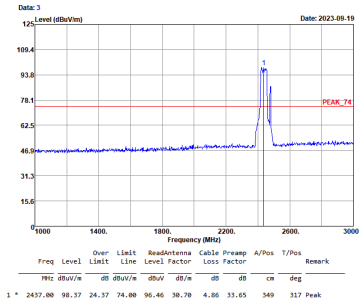
Avg.	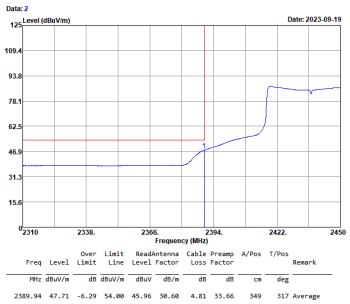	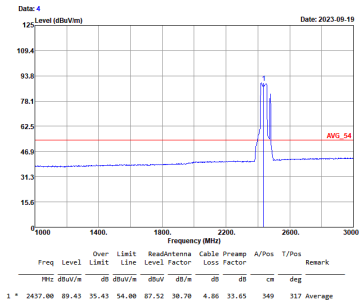

ANT	5GHz 5250~5350MHz&2.4GHz 2400~2483.5MHz Band Edge @ 3m	
	BLE_CH38+ 11be EHT40_Ch06+11be EHT160_Ch114+LTE_B48 Co-location	
7	Horizontal	Fundamental
Peak	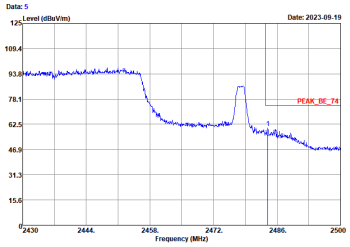 Over Limit Limit Line ReadAntenna Level Factor Cable Loss Preamp Factor A/Pos T/Pos Remark Freq Level MHz dBuV/m dB dBuV/m dBuV dB/m dB dB cm deg 1 2483.97 60.36 -13.64 74.00 58.23 30.83 4.92 33.62 349 317 Peak	Blank
Avg.	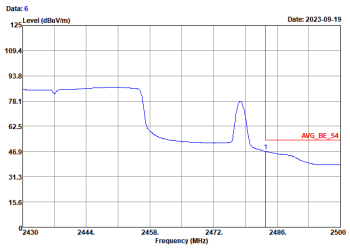 Over Limit Limit Line ReadAntenna Level Factor Cable Loss Preamp Factor A/Pos T/Pos Remark Freq Level MHz dBuV/m dB dBuV/m dBuV dB/m dB dB cm deg 1 2483.50 46.87 -7.13 54.00 44.74 30.83 4.92 33.62 349 317 Average	Blank

ANT	5GHz 5250~5350MHz&2.4GHz 2400~2483.5MHz Band Edge @ 3m	
	BLE_CH38+ 11be EHT40_Ch06+11be EHT160_Ch114+LTE_B48 Co-location	
7	Vertical	Fundamental
Peak	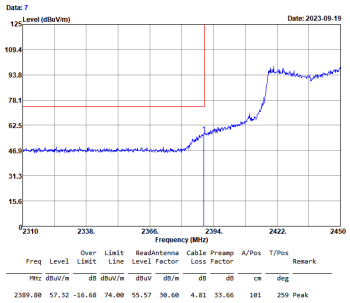	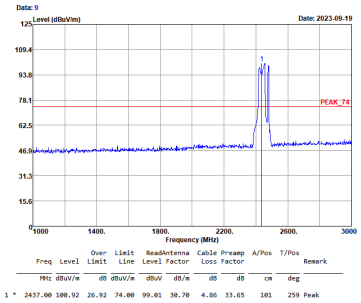
Avg.	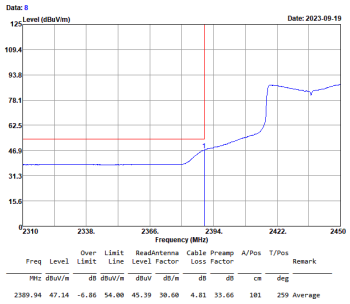	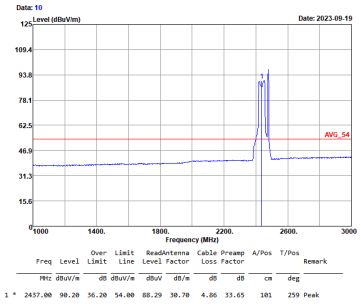

ANT	5GHz 5250~5350MHz&2.4GHz 2400~2483.5MHz Band Edge @ 3m	
	BLE_CH38+ 11be EHT40_Ch06+11be EHT160_Ch114+LTE_B48 Co-location	
7	Vertical	Fundamental
Peak	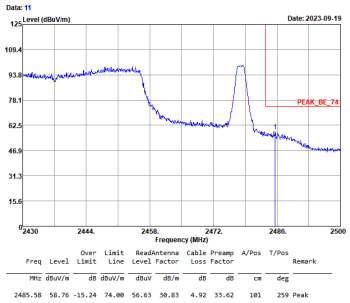	Blank
Avg.	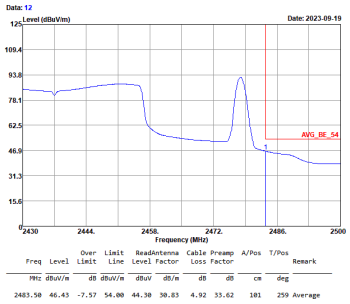	Blank

11be EHT160_Ch114 (Band Edge @ 3m)

ANT	5GHz 5250~5350MHz&2.4GHz 2400~2483.5MHz Band Edge @ 3m	
	BLE_CH38+ 11be EHT40_Ch06+11be EHT160_Ch114+LTE_B48 Co-location	
9+15	Horizontal	Fundamental
Peak	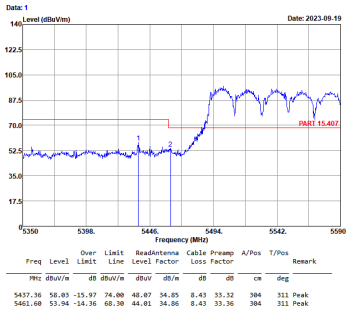	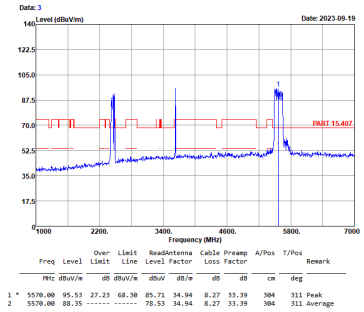
Avg.	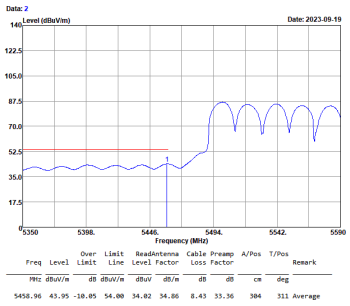	Blank

ANT	5GHz 5250~5350MHz&2.4GHz 2400~2483.5MHz Band Edge @ 3m	
	BLE_CH38+ 11be EHT40_Ch06+11be EHT160_Ch114+LTE_B48 Co-location	
9+15	Horizontal	Fundamental
Peak	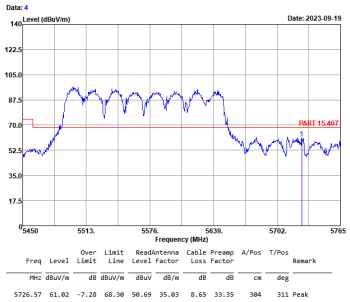	Blank
Avg.	Blank	Blank

ANT	5GHz 5250~5350MHz&2.4GHz 2400~2483.5MHz Band Edge @ 3m	
	BLE_CH38+ 11be EHT40_Ch06+11be EHT160_Ch114+LTE_B48 Co-location	
9+15	Vertical	Fundamental
Peak	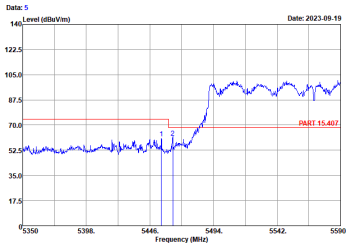 Freq Level Over Limit Limit ReadAntenna Level Cable Loss Preamp Factor A/Pos T/Pos Remark MHz dBuV/m dB dBuV/m dBuV dB/m dB dB cm deg 1 5454.64 60.81 -13.19 74.00 50.88 34.86 8.43 33.36 233 23 Peak 2 5463.28 61.52 -6.98 68.50 51.58 34.87 8.43 33.36 233 23 Peak	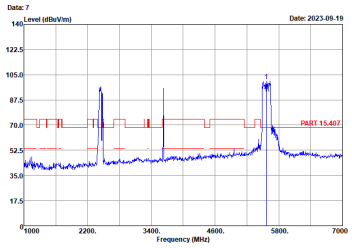 Freq Level Over Limit Limit ReadAntenna Level Cable Loss Preamp Factor A/Pos T/Pos Remark MHz dBuV/m dB dBuV/m dBuV dB/m dB dB cm deg 1 * 5570.00 100.42 32.12 68.30 90.60 34.94 8.27 33.39 233 23 Peak 2 5570.00 93.45 ------ ------ 85.65 34.94 8.27 33.39 233 23 Average
Avg.	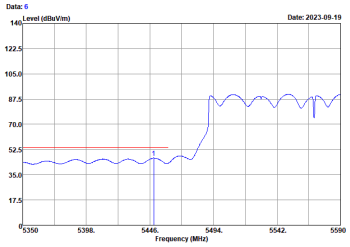 Freq Level Over Limit Limit ReadAntenna Level Cable Loss Preamp Factor A/Pos T/Pos Remark MHz dBuV/m dB dBuV/m dBuV dB/m dB dB cm deg 1 5448.88 46.64 -7.36 54.00 36.67 34.86 8.43 33.32 233 23 Average	Blank

	5GHz 5250~5350MHz&2.4GHz 2400~2483.5MHz Band Edge @ 3m	
	BLE_CH38+ 11be EHT40_Ch06+11be EHT160_Ch114+LTE_B48 Co-location	
	Vertical	**Fundamental**
Peak	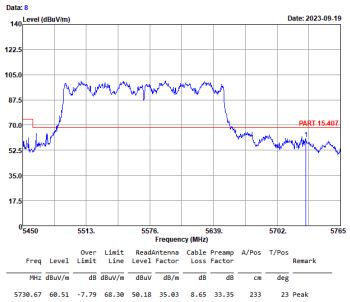	**Blank**
Avg.	**Blank**	**Blank**

BLE_CH38 2M(Band Edge @ 3m)

ANT	5GHz 5250~5350MHz&2.4GHz 2400~2483.5MHz Band Edge @ 3m	
	BLE_CH38+ 11be EHT40_Ch06+11be EHT160_Ch114+LTE_B48 Co-location	
12	Horizontal	Fundamental
Peak	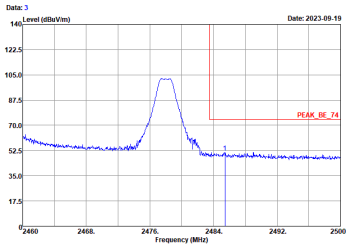 Freq Level Over Limit Limit Line ReadAntenna Level Factor Cable Loss Factor Preamp Factor A/Pos T/Pos Remark MHz dBuV/m dB dBuV/m dBuV dB/m dB dB cm deg 1 2485.44 51.17 -22.83 74.00 49.04 30.83 4.92 33.62 322 297 Peak	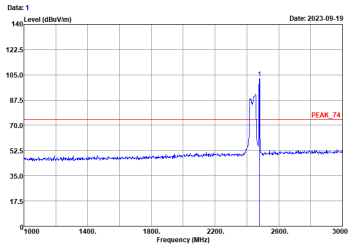 Freq Level Over Limit Limit Line ReadAntenna Level Factor Cable Loss Factor Preamp Factor A/Pos T/Pos Remark MHz dBuV/m dB dBuV/m dBuV dB/m dB dB cm deg 1 * 2478.00 102.47 28.47 74.00 100.54 30.83 4.92 33.62 322 297 Peak
Avg.	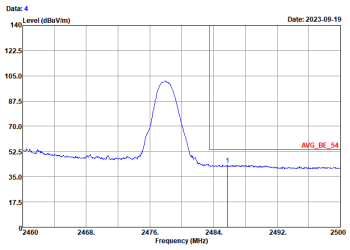 Freq Level Over Limit Limit Line ReadAntenna Level Factor Cable Loss Factor Preamp Factor A/Pos T/Pos Remark MHz dBuV/m dB dBuV/m dBuV dB/m dB dB cm deg 1 2485.76 43.19 -10.81 54.00 41.06 30.83 4.92 33.62 322 297 Average	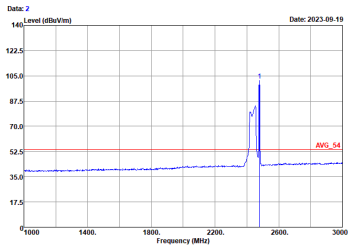 Freq Level Over Limit Limit Line ReadAntenna Level Factor Cable Loss Factor Preamp Factor A/Pos T/Pos Remark MHz dBuV/m dB dBuV/m dBuV dB/m dB dB cm deg 1 * 2478.00 101.68 47.68 54.00 99.55 30.83 4.92 33.62 322 297 Average

ANT	5GHz 5250~5350MHz&2.4GHz 2400~2483.5MHz Band Edge @ 3m	
	BLE_CH38+ 11be EHT40_Ch06+11be EHT160_Ch114+LTE_B48 Co-location	
12	Vertical	Fundamental
Peak	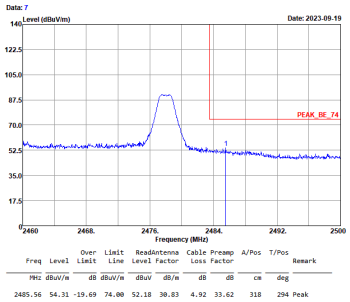	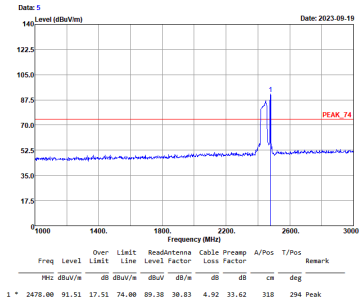
Avg.	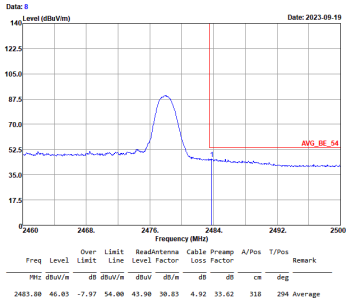	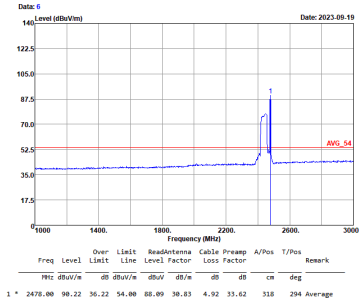

Harmonic (Harmonic @ 3m)

Mode 86 11be EHT40_Ch06+11be EHT160_Ch114+LTE_B48

	5GHz 5250~5350MHz&2.4GHz 2400~2483.5MHz Harmonic @ 3m	
	11be EHT40_Ch06+11be EHT160_Ch114+LTE_B48 Co-location	
	Horizontal	Vertical
Peak Avg.	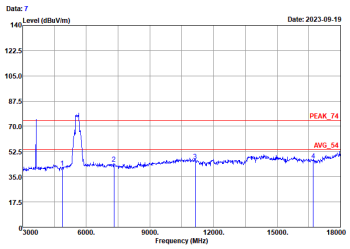 Freq Level Over Limit Limit ReadAntenna Level Cable Loss Preamp Factor A/Pos T/Pos Remark MHz dBuV/m dB dBuV/m dBuV dB/m dB dB cm deg 1 4874.00 41.30 -32.70 74.00 56.73 34.33 7.76 57.52 --- --- Peak 2 7311.00 43.96 -30.04 74.00 58.49 35.44 8.95 58.92 --- --- Peak 3 11140.00 46.09 -27.91 74.00 55.31 37.65 11.28 58.15 --- --- Peak 4 16710.00 46.31 -21.99 68.30 52.26 39.67 13.00 58.62 --- --- Peak	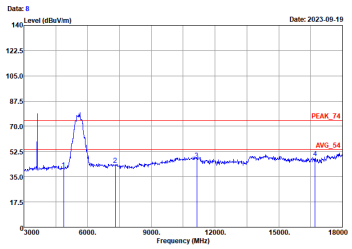 Freq Level Over Limit Limit ReadAntenna Level Cable Loss Preamp Factor A/Pos T/Pos Remark MHz dBuV/m dB dBuV/m dBuV dB/m dB dB cm deg 1 4874.00 39.99 -34.01 74.00 55.42 34.33 7.76 57.52 --- --- Peak 2 7311.00 43.47 -30.53 74.00 58.00 35.44 8.95 58.92 --- --- Peak 3 11140.00 46.97 -27.03 74.00 56.19 37.65 11.28 58.15 --- --- Peak 4 16710.00 47.93 -20.37 68.30 53.88 39.67 13.00 58.62 --- --- Peak

Mode 87 BLE_CH38+ 11be EHT40_Ch06+11be EHT160_Ch114+LTE_B48

	5GHz 5250~5350MHz&2.4GHz 2400~2483.5MHz Harmonic @ 3m	
	BLE_CH38+ 11be EHT40_Ch06+11be EHT160_Ch114+LTE_B48 Co-location	
	Horizontal	Vertical
Peak Avg.	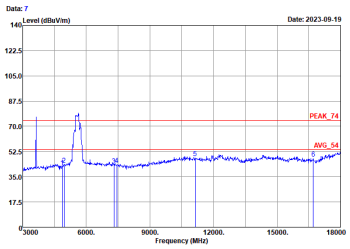 Freq Level Over Limit Limit ReadAntenna Level Cable Loss Preamp Factor A/Pos T/Pos Remark MHz dBuV/m dB dBuV/m dBuV dB/m dB dB cm deg 1 4874.00 41.83 -32.17 74.00 57.26 34.33 7.76 57.52 --- --- Peak 2 4956.00 43.11 -30.89 74.00 58.44 34.45 7.80 57.58 --- --- Peak 3 7311.00 43.06 -30.94 74.00 57.59 35.44 8.95 58.92 --- --- Peak 4 7434.00 43.45 -30.55 74.00 57.82 35.41 9.19 58.97 --- --- Peak 5 11140.00 48.09 -25.91 74.00 57.31 37.65 11.28 58.15 --- --- Peak 6 16710.00 47.56 -20.74 68.30 53.51 39.67 13.00 58.62 --- --- Peak	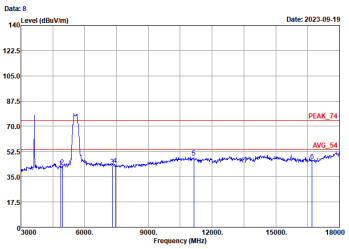 Freq Level Over Limit Limit ReadAntenna Level Cable Loss Preamp Factor A/Pos T/Pos Remark MHz dBuV/m dB dBuV/m dBuV dB/m dB dB cm deg 1 4874.00 41.43 -32.57 74.00 56.86 34.33 7.76 57.52 --- --- Peak 2 4956.00 42.18 -31.82 74.00 57.51 34.45 7.80 57.58 --- --- Peak 3 7311.00 42.67 -31.33 74.00 57.20 35.44 8.95 58.92 --- --- Peak 4 7434.00 43.29 -30.71 74.00 57.66 35.41 9.19 58.97 --- --- Peak 5 11140.00 48.23 -25.77 74.00 57.45 37.65 11.28 58.15 --- --- Peak 6 16710.00 46.21 -22.09 68.30 52.16 39.67 13.00 58.62 --- --- Peak

Mode 88 BLE_CH38+ 11be EHT40_Ch06+11be EHT160_Ch114+LTE_B48

	5GHz 5250~5350MHz&2.4GHz 2400~2483.5MHz Harmonic @ 3m	
	BLE_CH38+ 11be EHT40_Ch06+11be EHT160_Ch114+LTE_B48 Co-location	
	Horizontal	Vertical
Peak Avg.	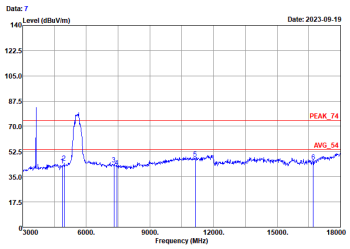 Freq Level Over Limit Limit Line ReadAntenna Level Factor Cable Loss Preamp Factor A/Pos T/Pos Remark MHz dBuV/m dB dBuV/m dBuV dB/m dB dB cm deg 1 4874.00 42.75 -31.25 74.00 58.18 34.33 7.76 57.52 --- --- Peak 2 4956.00 44.88 -29.12 74.00 60.21 34.45 7.80 57.58 --- --- Peak 3 7311.00 43.74 -30.26 74.00 58.27 35.44 8.95 58.92 --- --- Peak 4 7434.00 41.58 -32.42 74.00 55.95 35.41 9.19 58.97 --- --- Peak 5 11140.00 47.72 -26.28 74.00 56.94 37.65 11.28 58.15 --- --- Peak 6 16710.00 45.61 -22.69 68.30 51.56 39.67 13.00 58.62 --- --- Peak	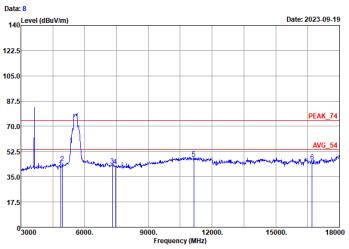 Freq Level Over Limit Limit Line ReadAntenna Level Factor Cable Loss Preamp Factor A/Pos T/Pos Remark MHz dBuV/m dB dBuV/m dBuV dB/m dB dB cm deg 1 4874.00 40.96 -33.04 74.00 56.39 34.33 7.76 57.52 --- --- Peak 2 4956.00 44.47 -29.53 74.00 59.80 34.45 7.80 57.58 --- --- Peak 3 7311.00 42.74 -31.26 74.00 57.27 35.44 8.95 58.92 --- --- Peak 4 7434.00 42.33 -31.67 74.00 56.70 35.41 9.19 58.97 --- --- Peak 5 11140.00 47.59 -26.41 74.00 56.81 37.65 11.28 58.15 --- --- Peak 6 16710.00 45.69 -22.61 68.30 51.64 39.67 13.00 58.62 --- --- Peak

Appendix D. Duty Cycle Plots

Band	Duty Cycle(%)	T(ms)	1/T(kHz)	VBW Setting
802.11a	98.97	-	-	10Hz
802.11be EHT20	100	-	-	10Hz
802.11be EHT40	100	-	-	10Hz
802.11be EHT80	100	-	-	10Hz
802.11be EHT160	100	-	-	10Hz

802.11a

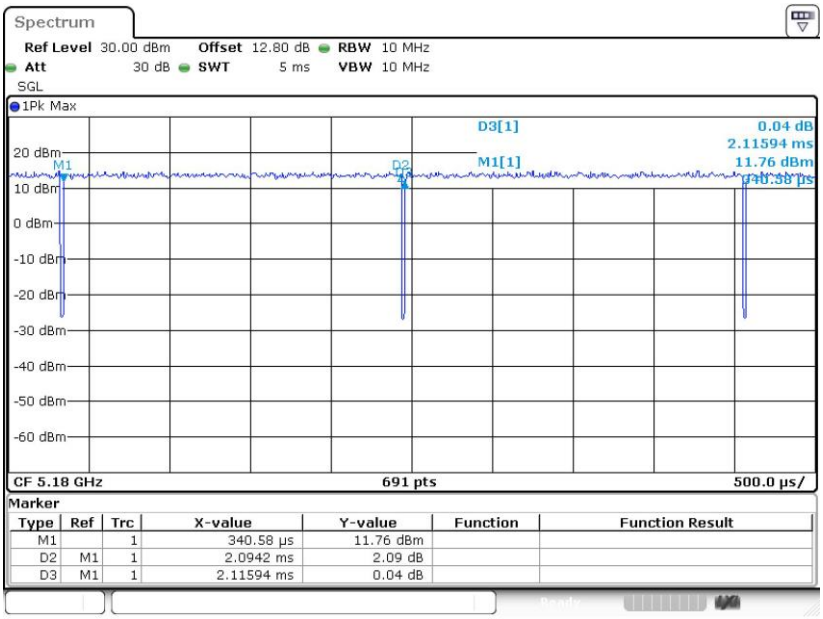

802.11be EHT20

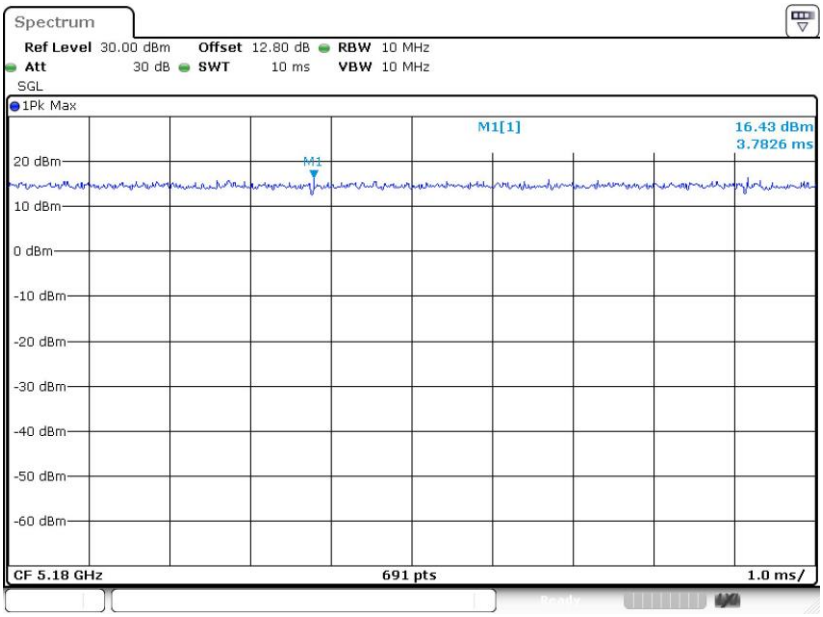

802.11be EHT40

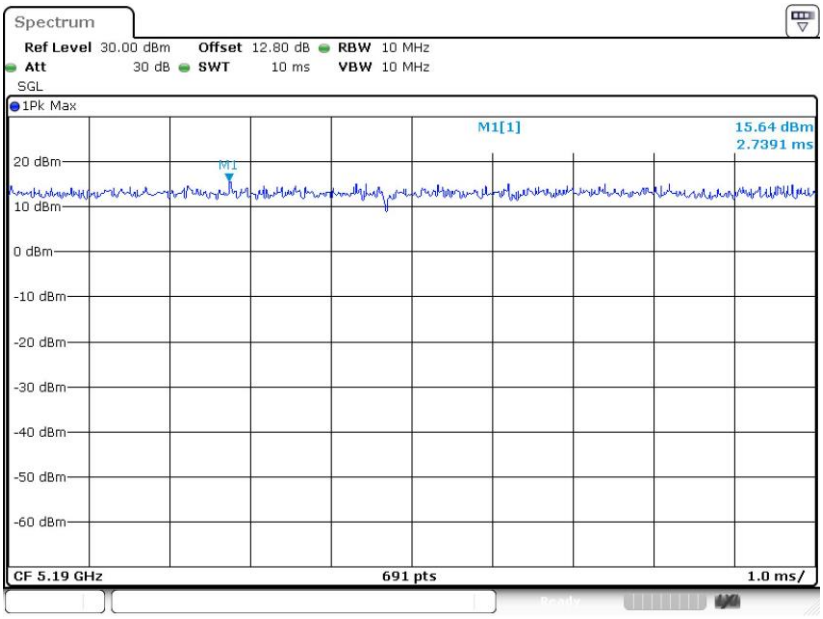

802.11be EHT80

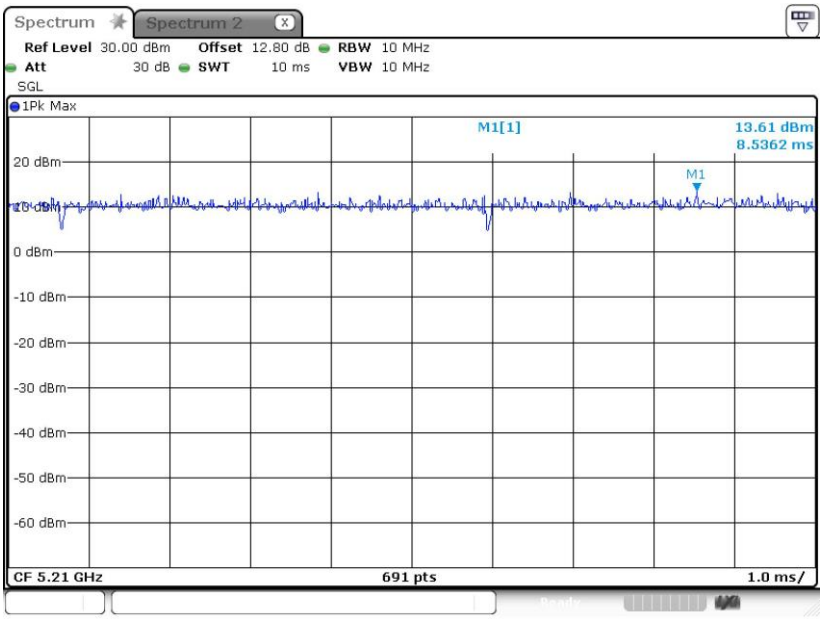
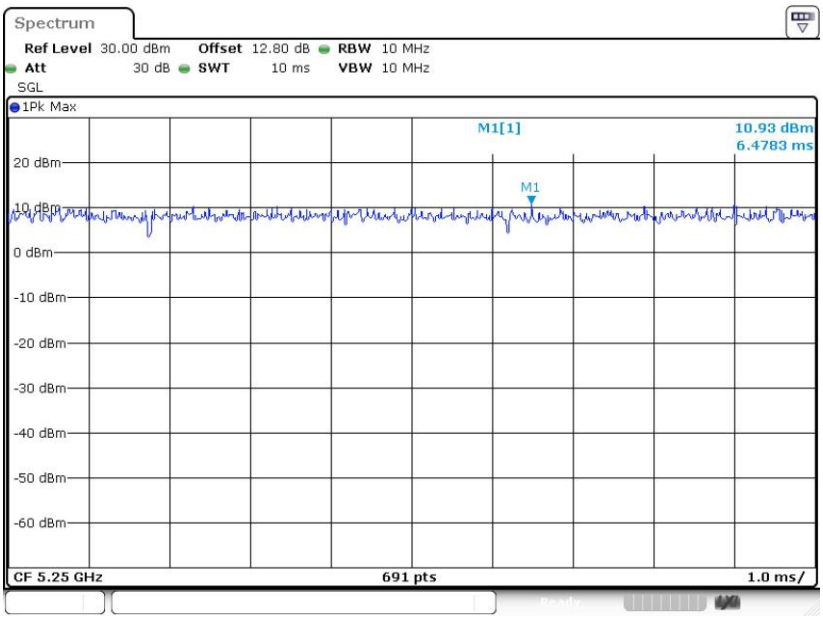
802.11be EHT160