Appendix D. SAR Test Setup Photos

Head Exposure Condition

Right Cheek, Test Separation 0 mm

Right Tilted, Test Separation 0 mm



Left Cheek, Test Separation 0 mm

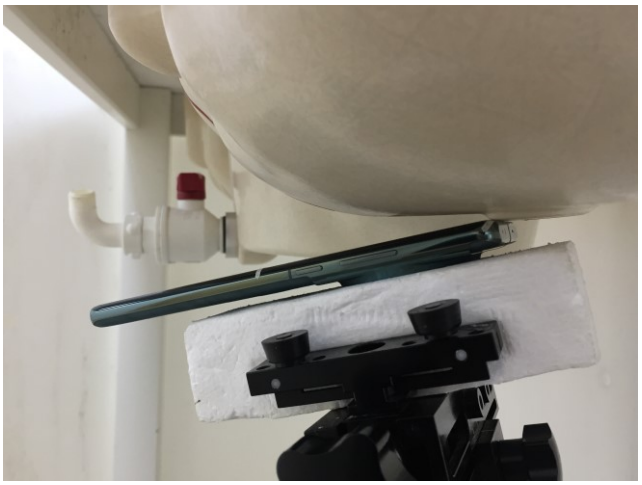

Left Tilted, Test Separation 0 mm

Hotspot Exposure Condition

Front, Test Separation 10 mm

Back, Test Separation 10 mm



Left Side, Test Separation 10 mm



Right Side, Test Separation 10 mm

Top Side, Test Separation 10 mm



Bottom Side, Test Separation 10 mm

Body-worn Exposure Condition

Front, Test Separation 15 mm



Back, Test Separation 15 mm

Product Specific 10g SAR



Front, Test Separation 0 mm



Back, Test Separation 0 mm



Left Side, Test Separation 0 mm



Right Side, Test Separation 0 mm



Top Side, Test Separation 0 mm

Antenna Location

Top Side

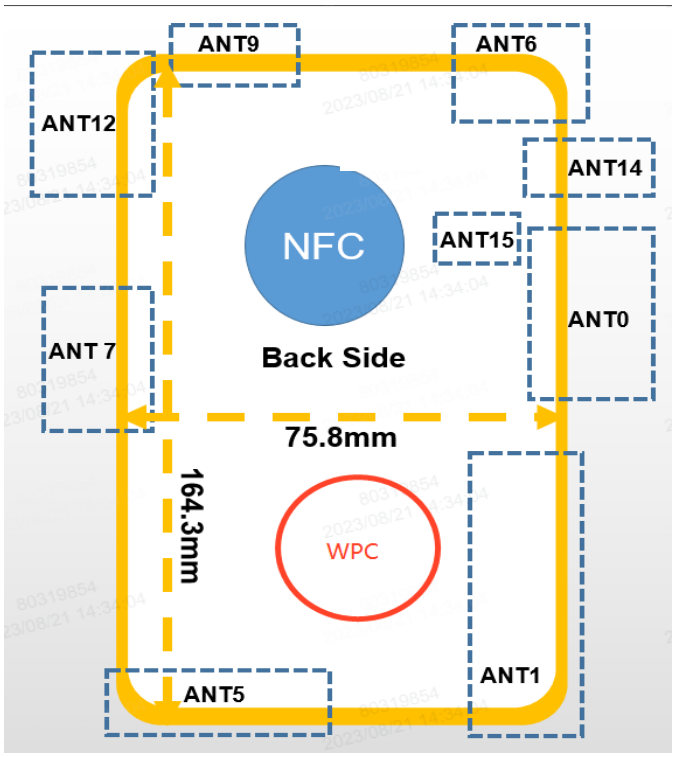

Right Side

Left Side

Length: 164.3mm
Width: 75.8mm
Diagonal: 174.45mm

Back View

Bottom Side

Antenna	Support Band
Antenna 0	WCDMA B2/B4/B5 <TX/RX> LTE B2/4/5/7/12/13/17/25/26/30/38/41/66/71<TX/RX> NR: n2/n5/n7/n12/n25/n30/n38/n41/n66/n71<TX/RX>
Antenna 1	GSM850<TX/RX> WCDMA B5 <TX/RX> LTE B5/12/13/17/26/71<TX/RX> NR: n5/n12/n71<TX/RX>
Antenna 5	GSM1900<TX/RX> WCDMA B2/B4<TX/RX> LTE B2/4/7/25/30/38/41/66<TX/RX> NR: n2/n7/n25/n30/n38/n41/n66<TX/RX>
Antenna 6	LTE B4/7/41/66<TX/RX> NR: n7 /n41/n66/n77/n78<TX/RX>
Antenna 7	LTE B4/7/66/41/48 <TX/RX> NR: n7 /n41/n66/ n77/n78 <TX/RX> WIFI 2.4GHz/Bluetooth <TX/RX>
Antenna 9	WIFI 5GHz/6GHz <TX/RX>
Antenna 12	LTE B48 <TX/RX> NR: n77/n78 <TX/RX> WIFI 2.4GHz/Bluetooth<TX/RX>
Antenna 14	LTE B48 <TX/RX> NR: n77/n78 <TX/RX>
Antenna 15	WIFI 5GHz/6GHz <TX/RX>
NFC Antenna	NFC<TX/RX>
WPT Antenna	WPT<TX/RX>

Note:
1. LTE B4 at Ant6/7 were limited to EN-DC and inter-band UL-CA combination.
2. LTE B48 at Ant12/7 were limited to EN-DC combination.

Distance of the Antenna to the EUT surface/edge						
Antennas	Back	Front	Top Side	Bottom Side	Right Side	Left Side
Antenna 0	≤ 25mm	≤ 25mm	≤ 25mm	>25mm	>25mm	≤ 25mm
Antenna 1	≤ 25mm	≤ 25mm	>25mm	≤ 25mm	>25mm	≤ 25mm
Antenna 5	≤ 25mm	≤ 25mm	>25mm	≤ 25mm	≤ 25mm	>25mm
Antenna 6	≤ 25mm	≤ 25mm	≤ 25mm	>25mm	>25mm	≤ 25mm
Antenna 7	≤ 25mm	≤ 25mm	>25mm	>25mm	≤ 25mm	>25mm
Antenna 9	≤ 25mm	≤ 25mm	≤ 25mm	>25mm	≤ 25mm	>25mm
Antenna 12	≤ 25mm	≤ 25mm	≤ 25mm	>25mm	≤ 25mm	>25mm
Antenna 14	≤ 25mm	≤ 25mm	≤ 25mm	>25mm	>25mm	≤ 25mm
Antenna 15	≤ 25mm	≤ 25mm	>25mm	>25mm	>25mm	≤ 25mm

Positions for SAR tests; Hotspot mode						
Antennas	Back	Front	Top Side	Bottom Side	Right Side	Left Side
Antenna 0	Yes	Yes	Yes	No	No	Yes
Antenna 1	Yes	Yes	No	Yes	No	Yes
Antenna 5	Yes	Yes	No	Yes	Yes	No
Antenna 6	Yes	Yes	Yes	No	No	Yes
Antenna 7	Yes	Yes	No	No	Yes	No
Antenna 9	Yes	Yes	Yes	No	Yes	No
Antenna 12	Yes	Yes	Yes	No	Yes	No
Antenna 14	Yes	Yes	Yes	No	No	Yes
Antenna 15	Yes	Yes	No	No	No	Yes

General Note:

Referring to KDB 941225 D06 v02r01, when the overall device length and width are ≥ 9cm*5cm, the test distance is 10 mm. SAR must be measured for all sides and surfaces with a transmitting antenna located within 25mm from that surface or edge.