11BE20MIMO_Ant12_2437_52+26_OFDMA_3_0~Reference

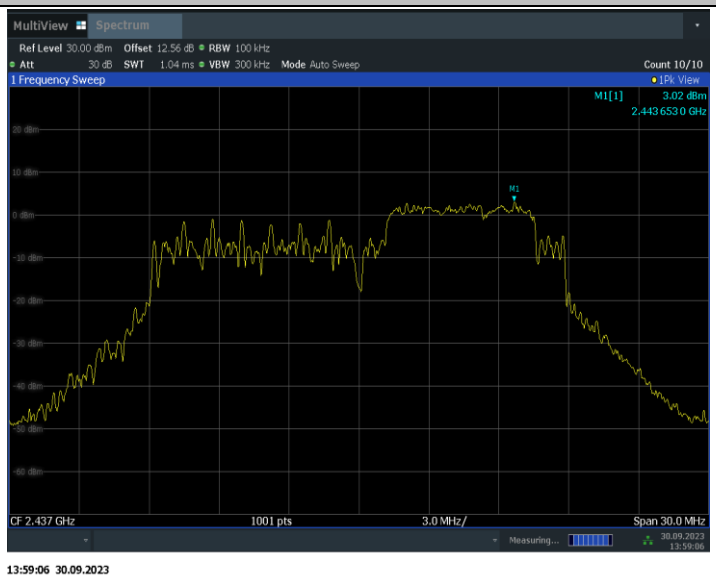

11BE20MIMO_Ant12_2437_52+26_OFDMA_3_30~1000

©Copyright. All rights reserved by CTTL.

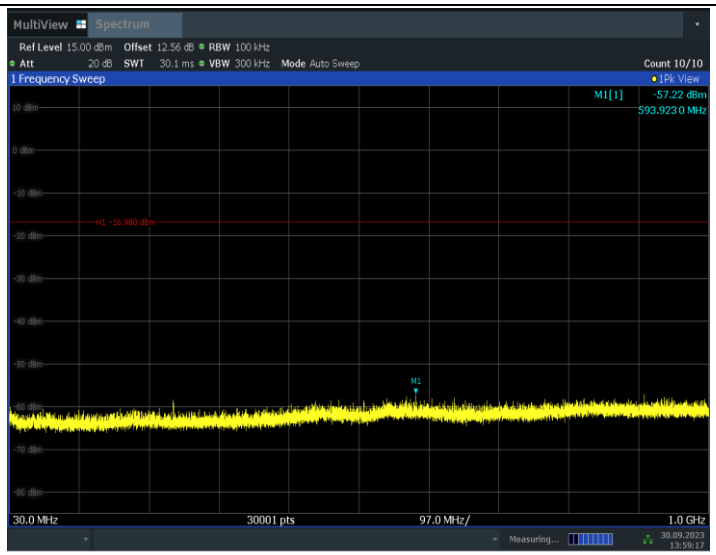

13:59:17 30.09.2023

11BE20MIMO_Ant12_2437_52+26_OFDMA_3_1000~26500

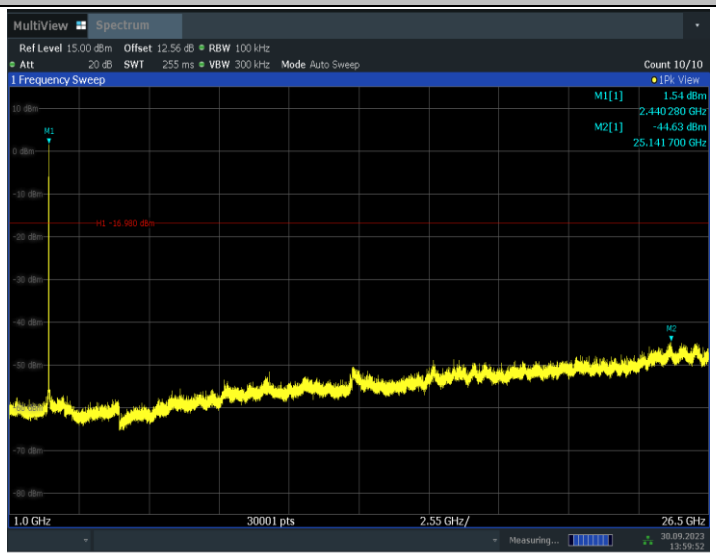

13:59:53 30.09.2023

11BE20MIMO_Ant12_2437_106+26_OFDMA_1_0~Reference

©Copyright. All rights reserved by CTTL.

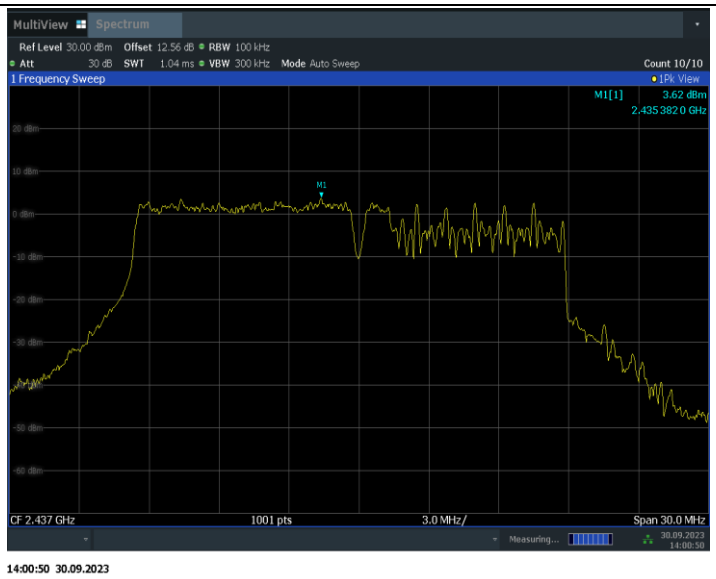

14:00:50 30.09.2023

11BE20MIMO_Ant12_2437_106+26_OFDMA_1_30~1000

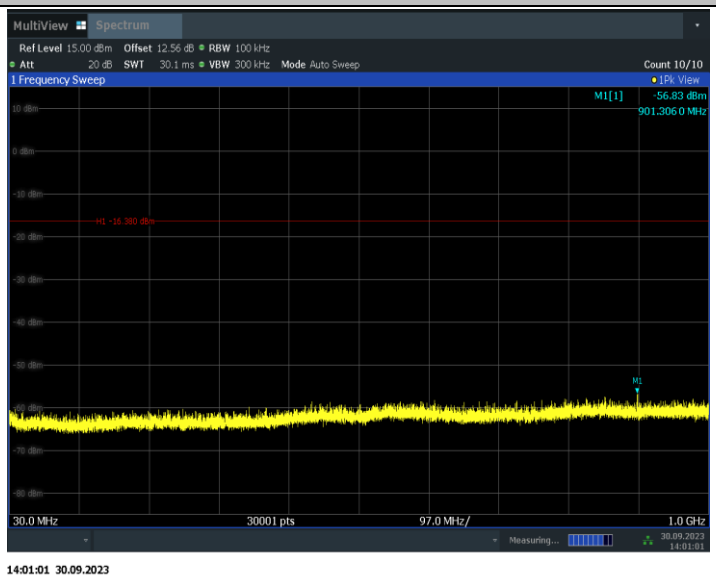

14:01:01 30.09.2023

11BE20MIMO_Ant12_2437_106+26_OFDMA_1_1000~26500

©Copyright. All rights reserved by CTTL.

11BE20MIMO_Ant12_2437_106+26_OFDMA_2_0~Reference

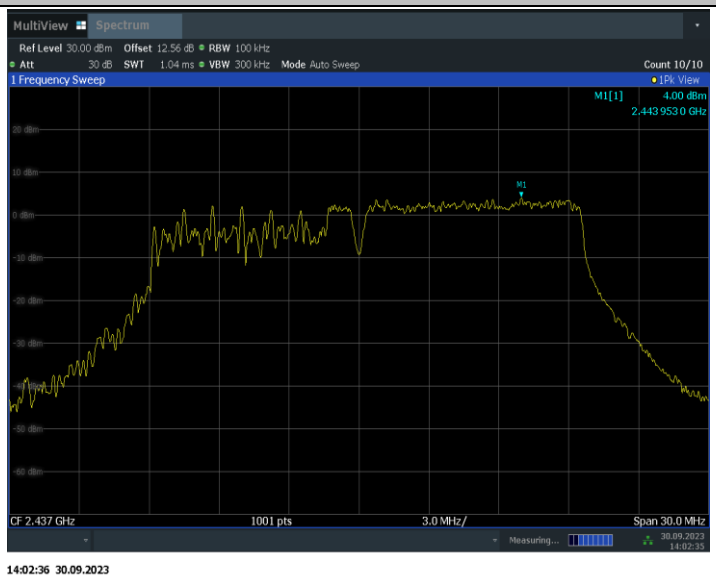

11BE20MIMO_Ant12_2437_106+26_OFDMA_2_30~1000

©Copyright. All rights reserved by CTTL.

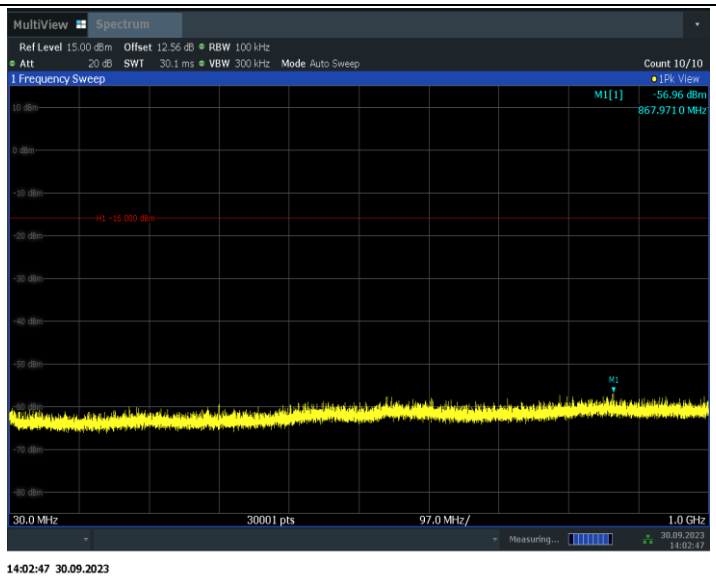

11BE20MIMO_Ant12_2437_106+26_OFDMA_2_1000~26500

11BE20MIMO_Ant7_2437_52+26_OFDMA_1_0~Reference

©Copyright. All rights reserved by CTTL.

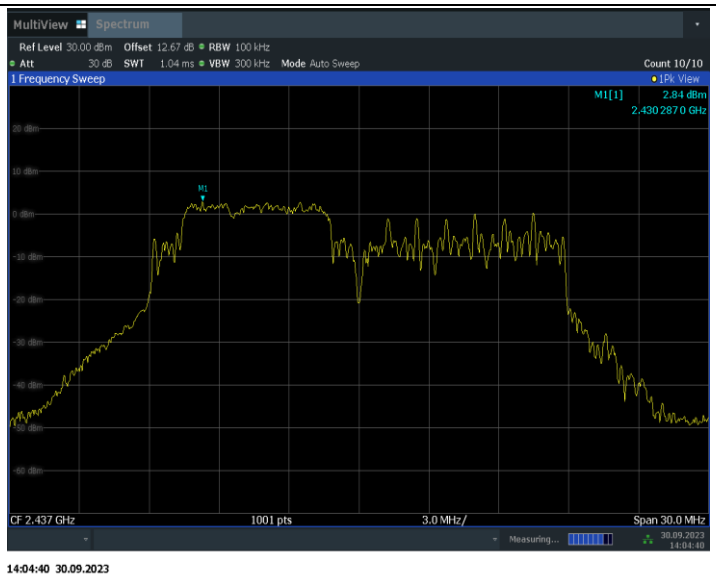

14:04:40 30.09.2023

11BE20MIMO_Ant7_2437_52+26_OFDMA_1_30~1000

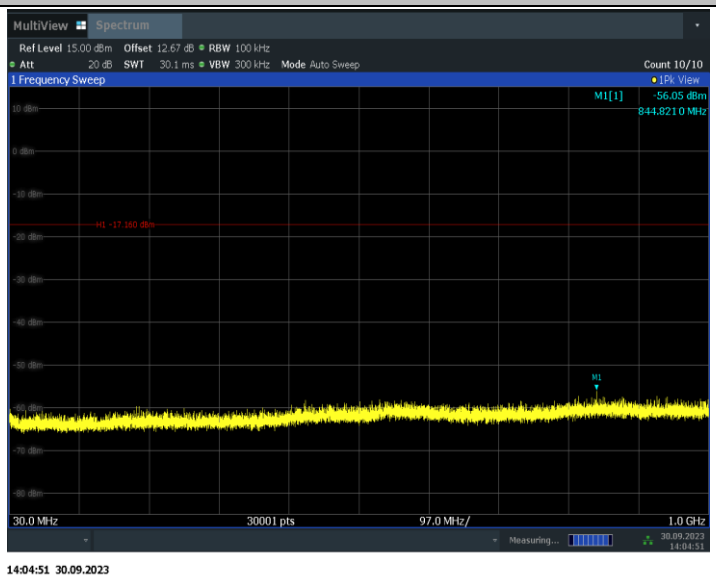

14:04:51 30.09.2023

11BE20MIMO_Ant7_2437_52+26_OFDMA_1_1000~26500

©Copyright. All rights reserved by CTTL.

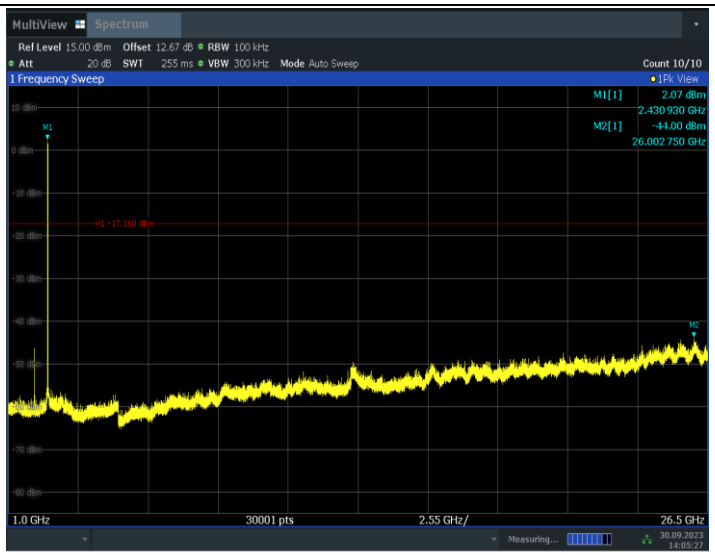

14:05:27 30.09.2023

11BE20MIMO_Ant7_2437_52+26_OFDMA_3_0~Reference

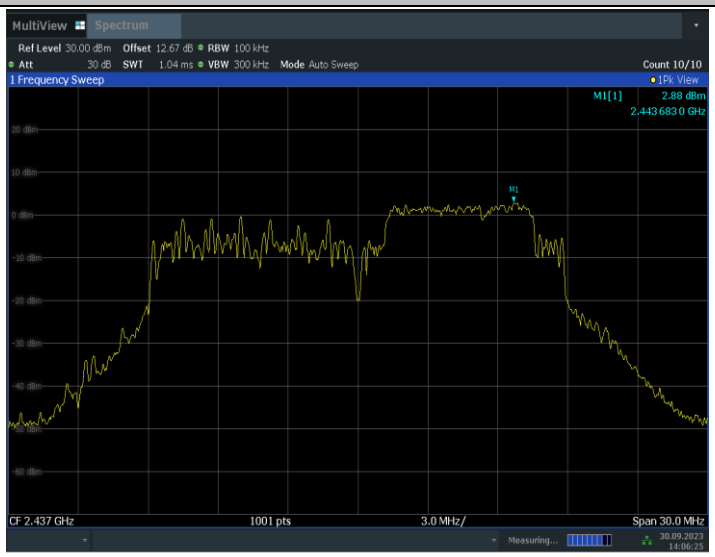

14:06:25 30.09.2023

11BE20MIMO_Ant7_2437_52+26_OFDMA_3_30~1000

©Copyright. All rights reserved by CTTL.

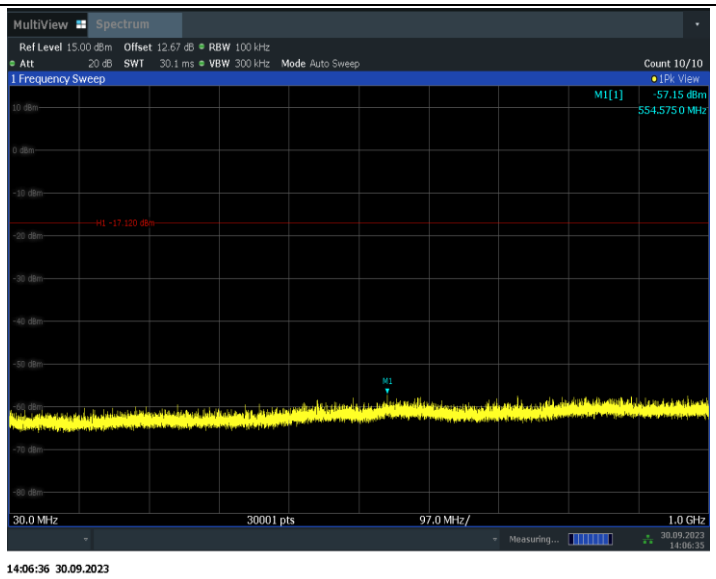

11BE20MIMO_Ant7_2437_52+26_OFDMA_3_1000~26500

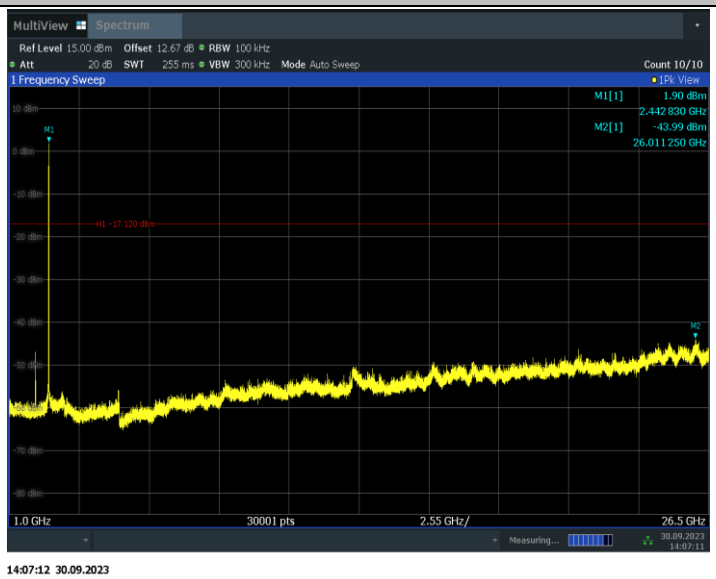

11BE20MIMO_Ant7_2437_106+26_OFDMA_1_0~Reference

©Copyright. All rights reserved by CTTL.

14:08:14 30.09.2023

11BE20MIMO_Ant7_2437_106+26_OFDMA_1_30~1000

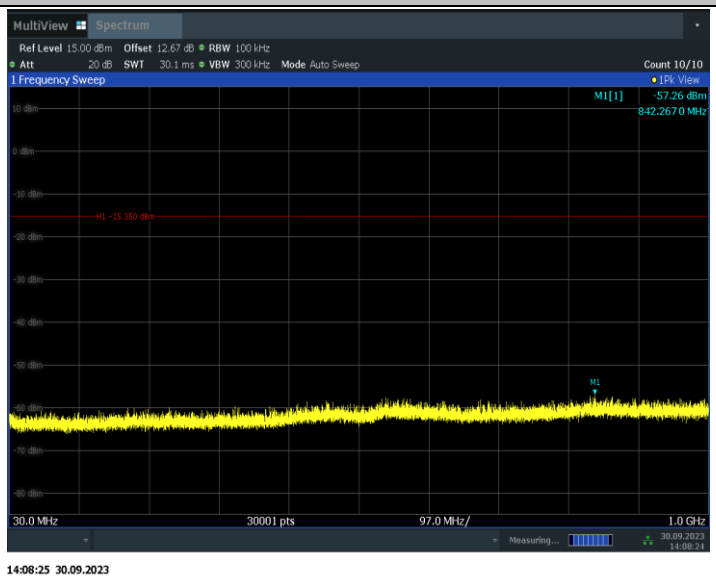

14:08:25 30.09.2023

11BE20MIMO_Ant7_2437_106+26_OFDMA_1_1000~26500

©Copyright. All rights reserved by CTTL.

14:09:01 30.09.2023

11BE20MIMO_Ant7_2437_106+26_OFDMA_2_0~Reference

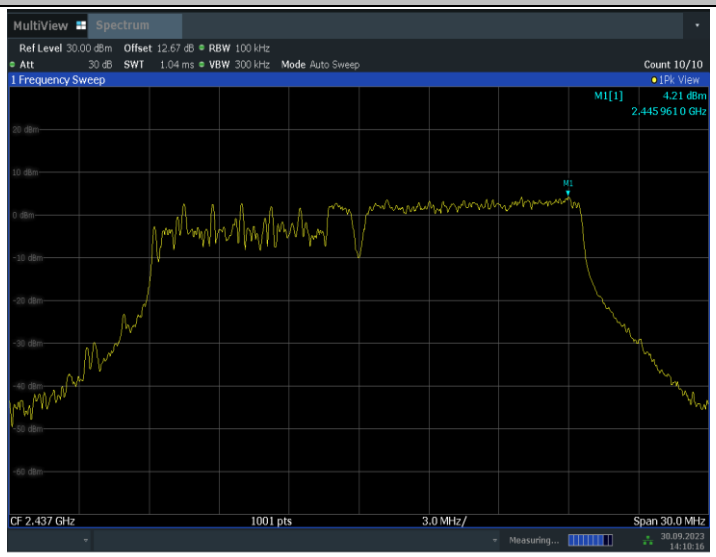

14:10:17 30.09.2023

11BE20MIMO_Ant7_2437_106+26_OFDMA_2_30~1000

©Copyright. All rights reserved by CTTL.

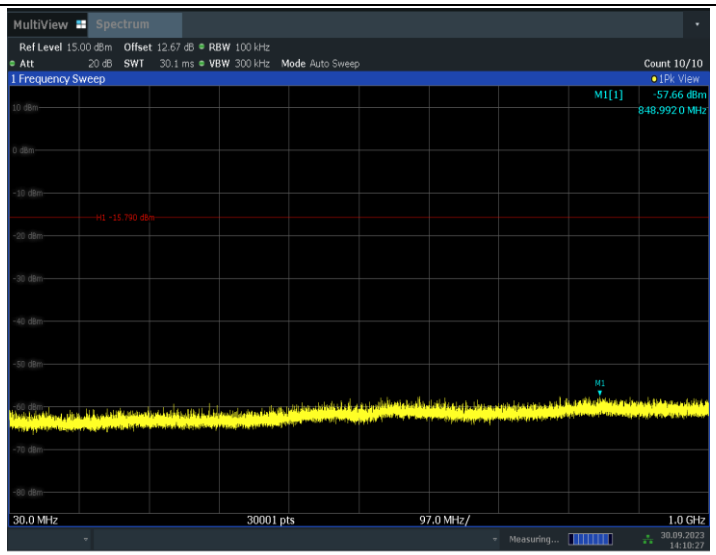

14:10:28 30.09.2023

11BE20MIMO_Ant7_2437_106+26_OFDMA_2_1000~26500

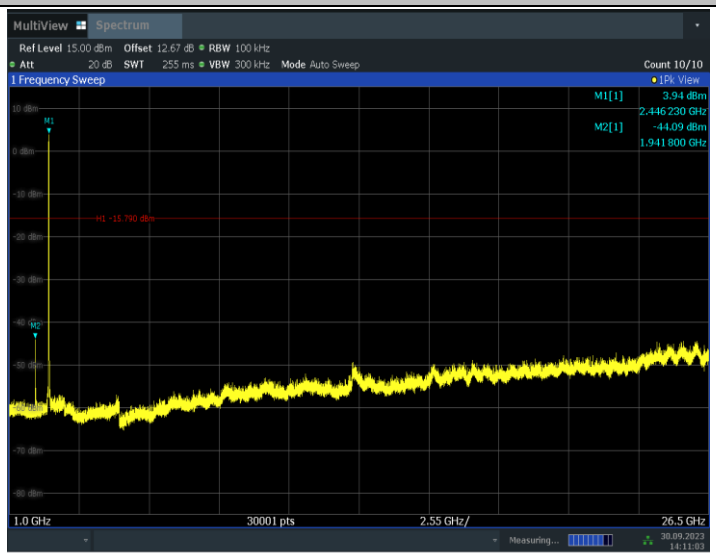

14:11:04 30.09.2023

11BE20MIMO_Ant12_2462_52+26_OFDMA_1_0~Reference

©Copyright. All rights reserved by CTTL.

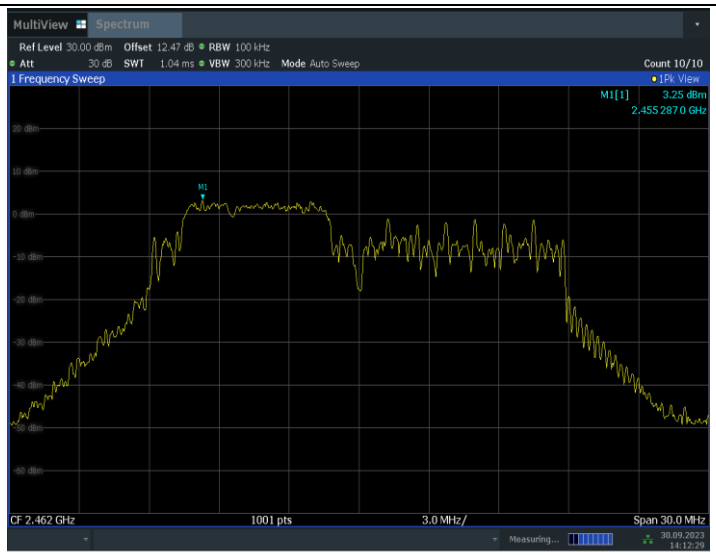

14:12:30 30.09.2023

11BE20MIMO_Ant12_2462_52+26_OFDMA_1_30~1000

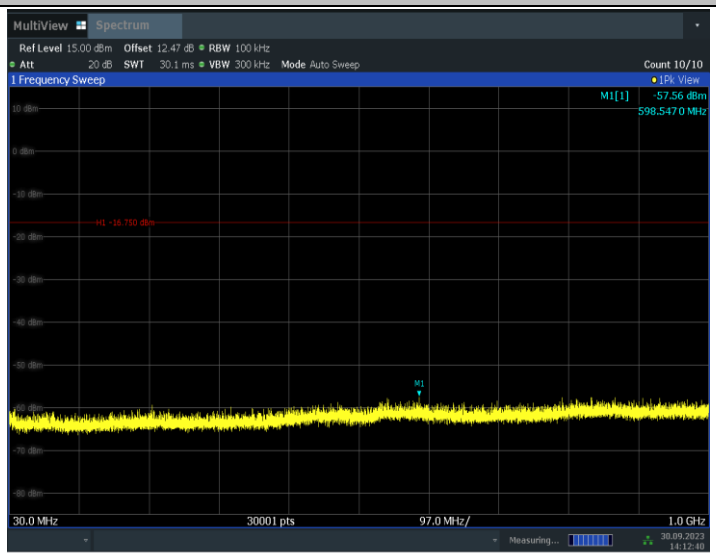

14:12:41 30.09.2023

11BE20MIMO_Ant12_2462_52+26_OFDMA_1_1000~26500

©Copyright. All rights reserved by CTTL.

11BE20MIMO_Ant12_2462_52+26_OFDMA_3_0~Reference

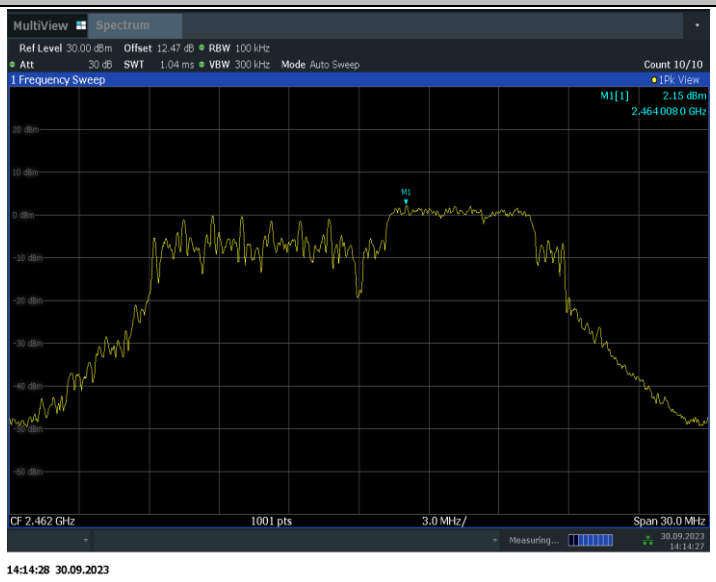

11BE20MIMO_Ant12_2462_52+26_OFDMA_3_30~1000

©Copyright. All rights reserved by CTTL.

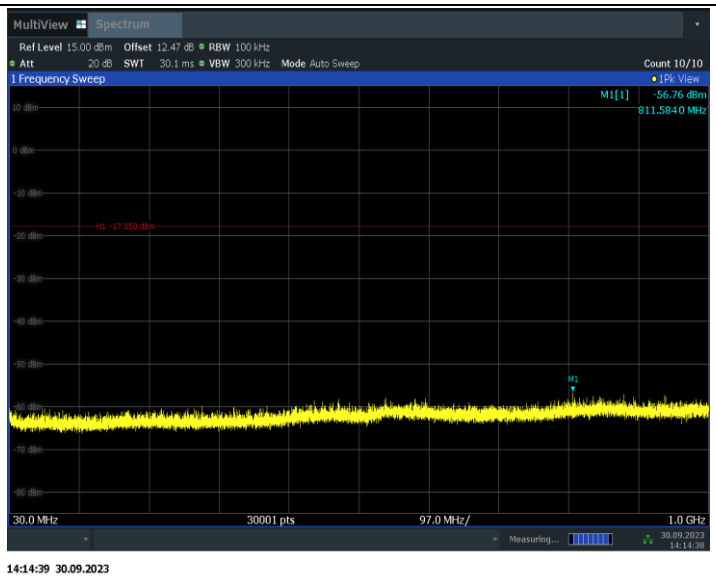

11BE20MIMO_Ant12_2462_52+26_OFDMA_3_1000~26500

11BE20MIMO_Ant12_2462_106+26_OFDMA_1_0~Reference

©Copyright. All rights reserved by CTTL.

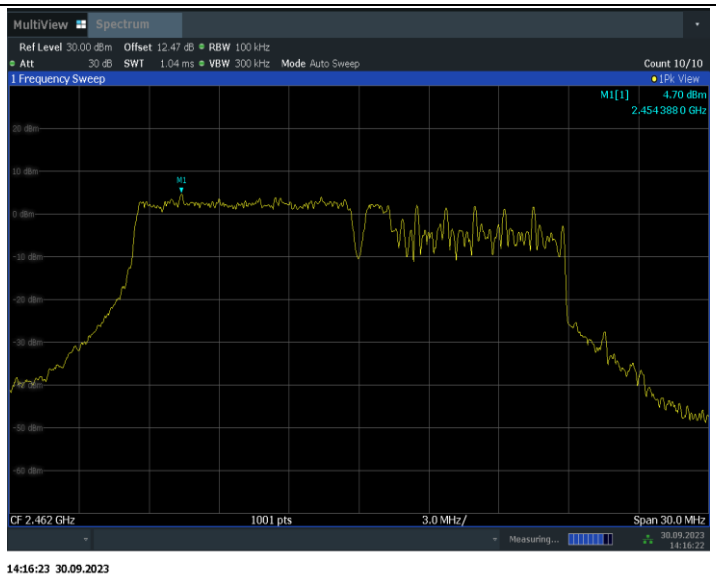

11BE20MIMO_Ant12_2462_106+26_OFDMA_1_30~1000

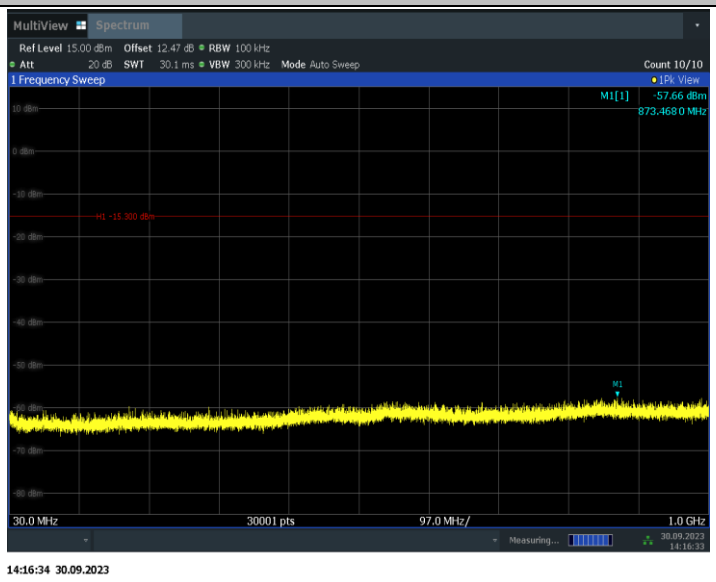

11BE20MIMO_Ant12_2462_106+26_OFDMA_1_1000~26500

©Copyright. All rights reserved by CTTL.

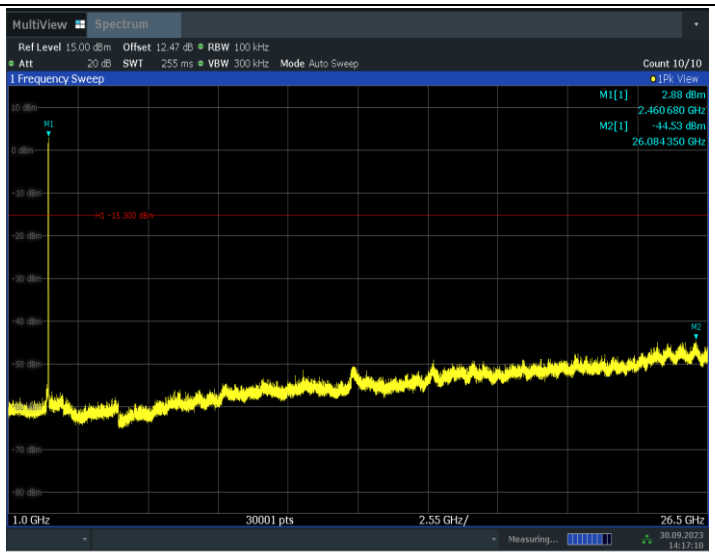

11BE20MIMO_Ant12_2462_106+26_OFDMA_2_0~Reference

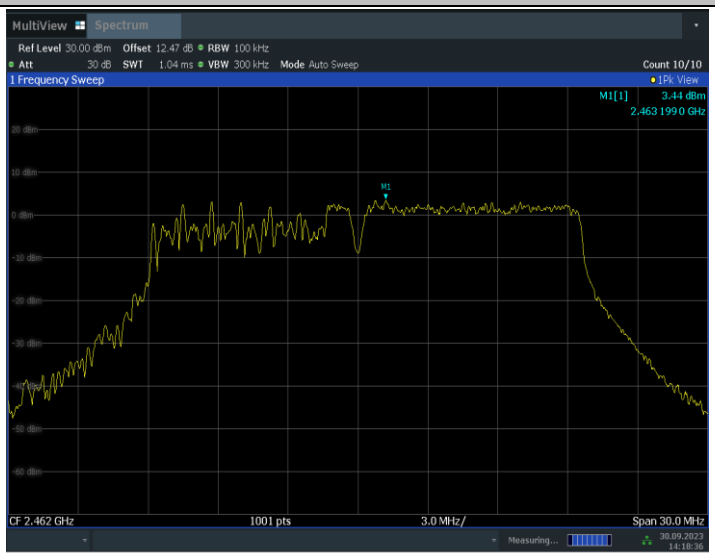

11BE20MIMO_Ant12_2462_106+26_OFDMA_2_30~1000

©Copyright. All rights reserved by CTTL.

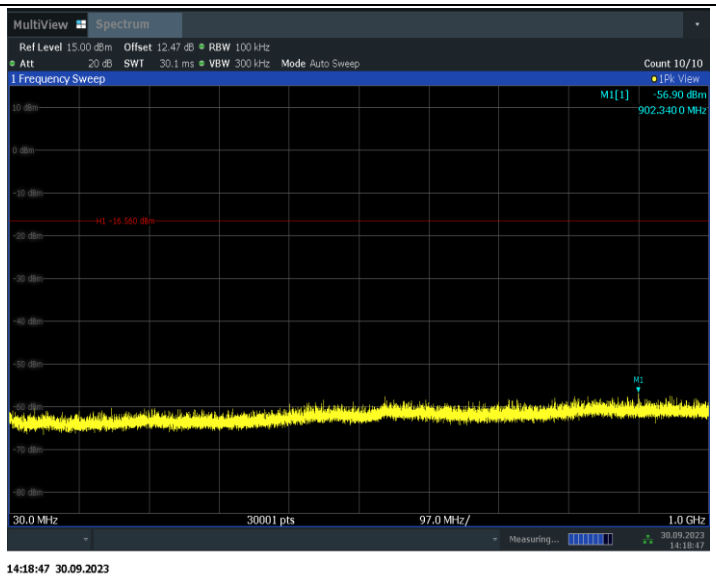

14:18:47 30.09.2023

11BE20MIMO_Ant12_2462_106+26_OFDMA_2_1000~26500

14:19:23 30.09.2023

11BE20MIMO_Ant7_2462_52+26_OFDMA_1_0~Reference

©Copyright. All rights reserved by CTTL.

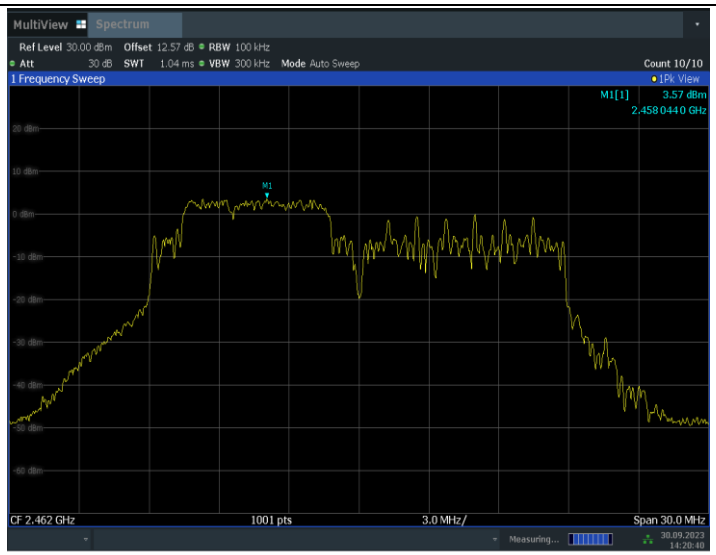

14:20:41 30.09.2023

11BE20MIMO_Ant7_2462_52+26_OFDMA_1_30~1000

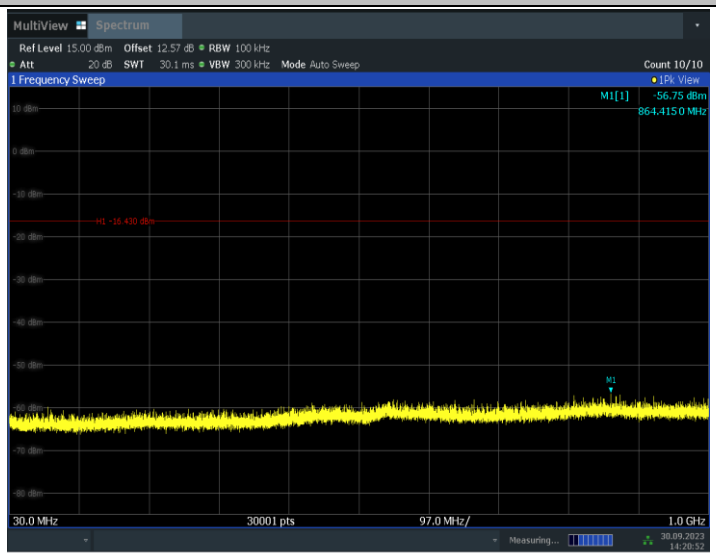

14:20:52 30.09.2023

11BE20MIMO_Ant7_2462_52+26_OFDMA_1_1000~26500

©Copyright. All rights reserved by CTTL.

11BE20MIMO_Ant7_2462_52+26_OFDMA_3_0~Reference

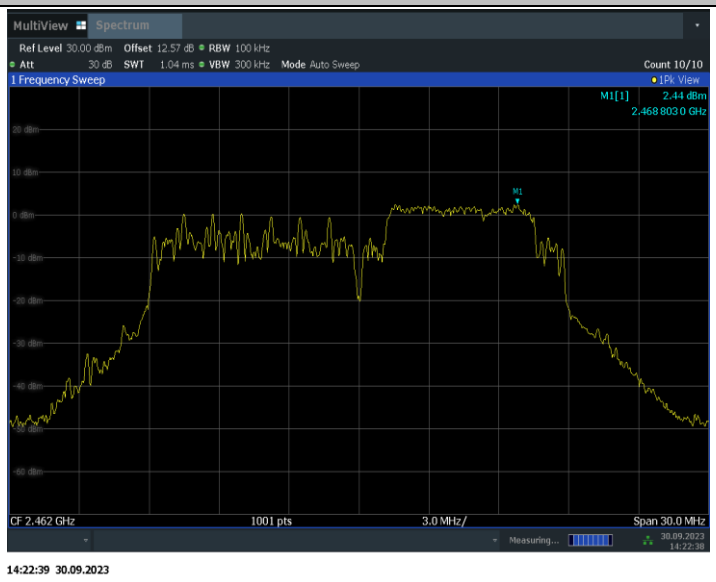

11BE20MIMO_Ant7_2462_52+26_OFDMA_3_30~1000

©Copyright. All rights reserved by CTTL.

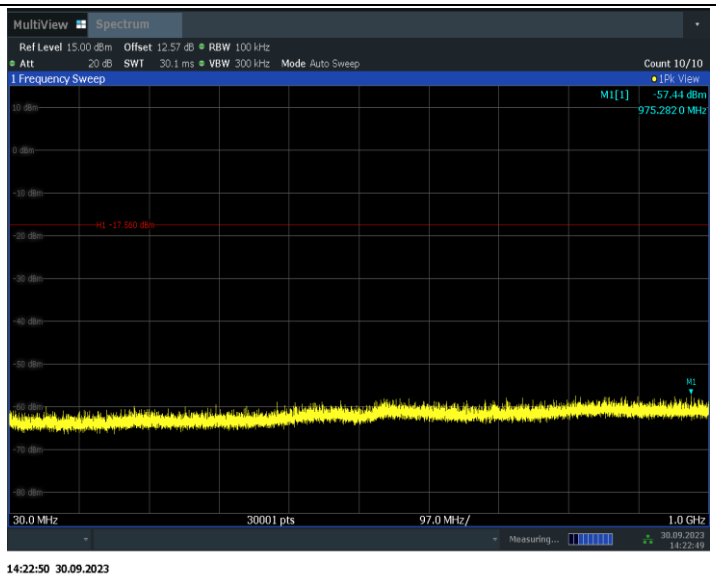

11BE20MIMO_Ant7_2462_52+26_OFDMA_3_1000~26500

11BE20MIMO_Ant7_2462_106+26_OFDMA_1_0~Reference

©Copyright. All rights reserved by CTTL.

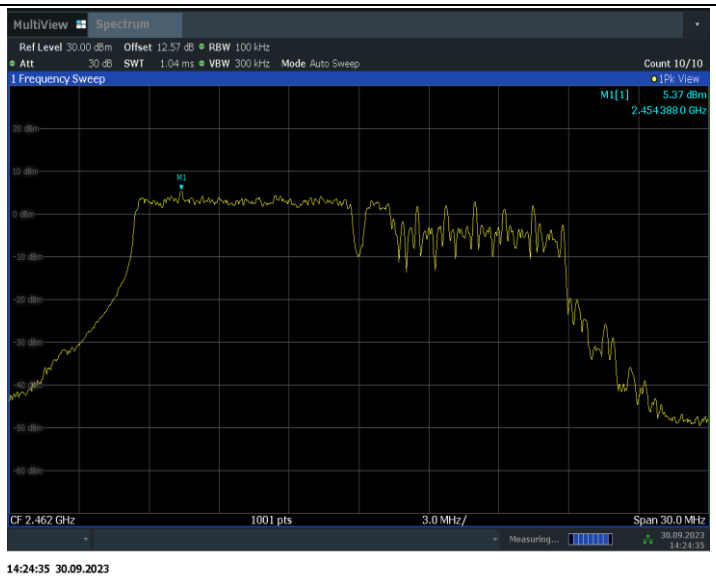

14:24:35 30.09.2023

11BE20MIMO_Ant7_2462_106+26_OFDMA_1_30~1000

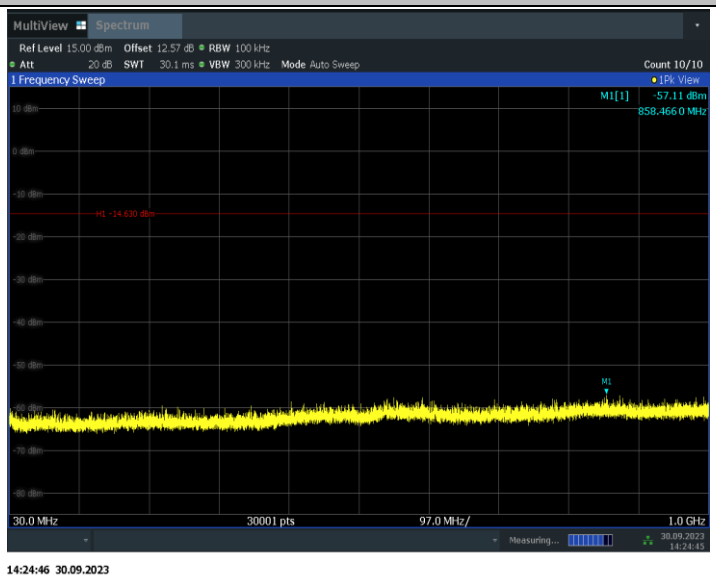

14:24:46 30.09.2023

11BE20MIMO_Ant7_2462_106+26_OFDMA_1_1000~26500

©Copyright. All rights reserved by CTTL.

14:25:22 30.09.2023

11BE20MIMO_Ant7_2462_106+26_OFDMA_2_0~Reference

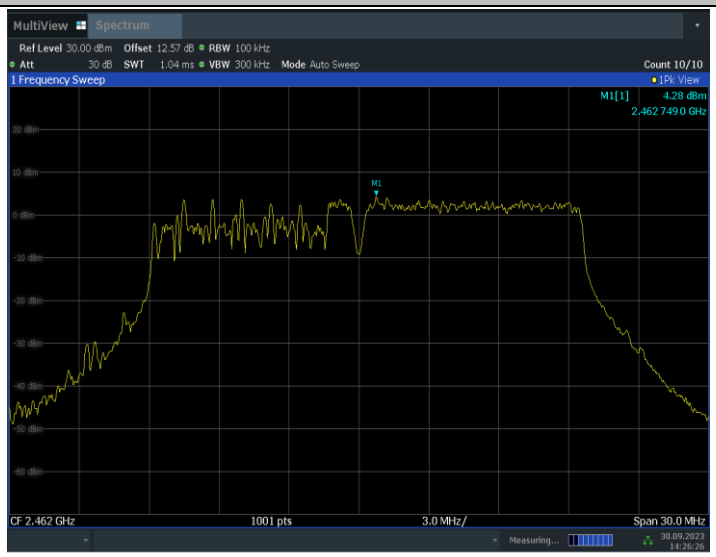

14:26:27 30.09.2023

11BE20MIMO_Ant7_2462_106+26_OFDMA_2_30~1000

©Copyright. All rights reserved by CTTL.

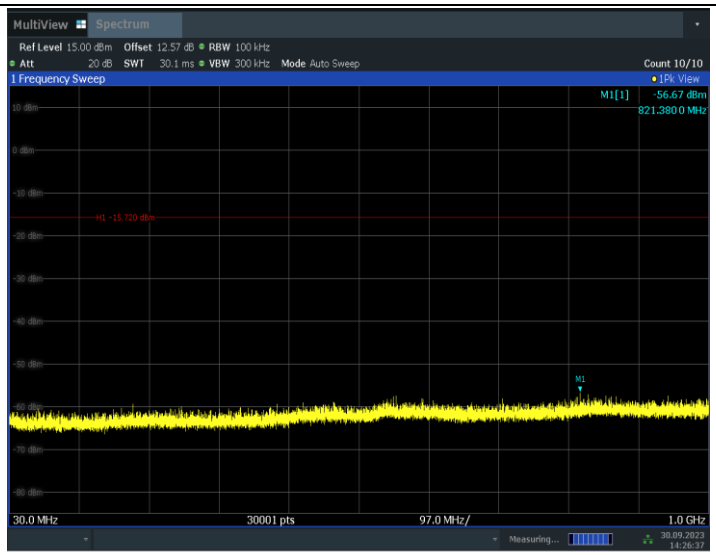

11BE20MIMO_Ant7_2462_106+26_OFDMA_2_1000~26500

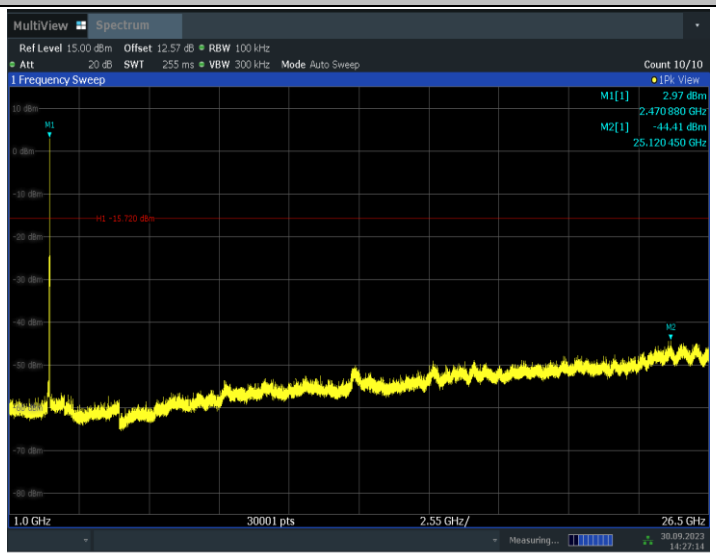

Conclusion: Pass

©Copyright. All rights reserved by CTTL.

A.6.2 Transmitter Spurious Emission - Radiated

Method of Measurement: See ANSI C63.10-2013-clause 6.4 &6.5 & 6.6

Measurement Limit:

Standard	Limit
FCC 47 CFR Part 15.247, 15.205, 15.209	20dB below peak output power

In addition, radiated emissions which fall in the restricted bands, as defined in § 15.205(a), must also comply with the radiated emission limits specified in § 15.209(a) (see § 15.205(c)).

Limit in restricted band:

Frequency of emission (MHz)	Field strength(uV/m)	Field strength(dBuV/m)
30-88	100	40
88-216	150	43.5
216-960	200	46
Above 960	500	54

Frequency (MHz)	Field strength(μV/m)	Measurement distance (m)
0.009 - 0.490	2400/F(kHz)	300
0.490 - 1.705	24000/F(kHz)	30
1.705 – 30.0	30	30

Test Condition

The EUT was placed on a non-conductive table. The measurement antenna was placed at a distance of 3 meters from the EUT. During the tests, the antenna height and the EUT azimuth were varied in order to identify the maximum level of emissions from the EUT. This maximization process was repeated with the EUT positioned in each of its three orthogonal orientations.

Frequency of emission (MHz)	RBW/VBW	Sweep Time(s)
30-1000	100KHz/300KHz	5
1000-4000	1MHz/1MHz	15
4000-18000	1MHz/1MHz	40
18000-26500	1MHz/1MHz	20

EUT ID: UT11a

©Copyright. All rights reserved by CTTL.

Measurement Results:

802.11b mode

Mode	Channel	Test Results	Conclusion
802.11b	1	Fig.A.6.2.1	**P**
	11	Fig.A.6.2.2	**P**

802.11g mode

Mode	Channel	Test Results	Conclusion
802.11g	1	Fig.A.6.2.3	**P**
	11	Fig.A.6.2.4	**P**

802.11n-HT20 mode

Mode	Channel	Test Results	Conclusion
802.11n (HT20)	1	Fig.A.6.2.5	**P**
	11	Fig.A.6.2.6	**P**

802.11n-HT40 mode

Mode	Channel	Test Results	Conclusion
802.11n (HT40)	3	Fig.A.6.2.7	**P**
	9	Fig.A.6.2.8	**P**

802.11ac-HT20 mode

Mode	Channel	Test Results	Conclusion
802.11ac (HT20)	1	Fig.A.6.2.9	**P**
	11	Fig.A.6.2.10	**P**

802.11ac-HT40 mode

Mode	Channel	Test Results	Conclusion
802.11ac (HT40)	3	Fig.A.6.2.11	**P**
	9	Fig.A.6.2.12	**P**

802.11ax-HT20 mode full RU

Mode	Channel	Test Results	Conclusion
802.11ax (HT20)	1	Fig.A.6.2.13	**P**
	11	Fig.A.6.2.14	**P**

802.11ax-HT40 mode full RU

Mode	Channel	Test Results	Conclusion
802.11ax (HT40)	3	Fig.A.6.2.15	**P**
	9	Fig.A.6.2.16	**P**

802.11be-HT20 mode full RU

Mode	Channel	Test Results	Conclusion
802.11be (HT20)	1	Fig.A.6.2.17	**P**
	11	Fig.A.6.2.18	**P**

©Copyright. All rights reserved by CTTL.

802.11be-HT40 mode full RU

Mode	Channel	Test Results	Conclusion
802.11be (HT40)	3	Fig.A.6.2.19	**P**
	9	Fig.A.6.2.20	**P**

802.11ax-HT20 mode partial RU

Mode	Channel	RU Configuration	Test Results	Conclusion
802.11ax (HT20)	1	26RU index 0	Fig.A.6.2.21	**P**
	11	26RU index 8	Fig.A.6.2.22	**P**

802.11ax-HT40 mode partial RU

Mode	Channel	RU Configuration	Test Results	Conclusion
802.11ax (HT40)	3	26RU index 0	Fig.A.6.2.23	**P**
	9	26RU index 17	Fig.A.6.2.24	**P**

802.11be-HT20 mode partial RU

Mode	Channel	RU Configuration	Test Results	Conclusion
802.11be (HT20)	1	26RU index 0	Fig.A.6.2.25	**P**
	11	26RU index 8	Fig.A.6.2.26	**P**

802.11be-HT40 mode partial RU

Mode	Channel	RU Configuration	Test Results	Conclusion
802.11be (HT40)	3	26RU index 0	Fig.A.6.2.27	**P**
	9	26RU index 17	Fig.A.6.2.28	**P**

Conclusion: Pass

Note:

A "reference path loss" is established and the A_{Rpl} is the attenuation of “reference path loss”, and including the gain of receive antenna, the gain of the preamplifier, the cable loss.

P_{Mea} is the field strength recorded from the instrument.

The measurement results are obtained as described below:

Result=P_{Mea}+$A_{Rpl=}$ P_{Mea}+Cable Loss+Antenna Factor

©Copyright. All rights reserved by CTTL.

Peak

802.11b

Ch1

Frequency (MHz)	Measurement Result (dBuV/m)	Cable Loss (dB)	Antenna Factor (dB/m)	Receiver Reading (dBuV)	Limit (dBuV/m)	Margin (dB)	Antenna Pol. (H/V)
17964.000	54.05	-29.40	46.00	37.45	74.00	19.95	H
14582.500	48.40	-29.00	41.90	35.50	74.00	25.60	V
11912.000	45.49	-32.40	39.10	38.79	74.00	28.51	V
8792.500	42.89	-34.20	37.90	39.19	74.00	31.11	V
7354.000	41.41	-35.90	36.60	40.71	74.00	32.59	V
2360.800	55.76	-19.60	28.20	47.16	74.00	18.24	H

Ch6

Frequency (MHz)	Measurement Result (dBuV/m)	Cable Loss (dB)	Antenna Factor (dB/m)	Receiver Reading (dBuV)	Limit (dBuV/m)	Margin (dB)	Antenna Pol. (H/V)
17953.500	53.42	-29.40	46.00	36.82	74.00	20.58	H
14577.000	48.95	-29.00	41.90	36.05	74.00	25.05	V
12834.500	45.01	-31.90	39.90	37.01	74.00	28.99	V
9522.000	42.76	-33.80	37.60	38.96	74.00	31.24	V
7226.500	41.89	-35.40	36.20	41.09	74.00	32.11	V
4996.000	38.94	-37.40	33.60	42.74	74.00	35.06	V

Ch11

Frequency (MHz)	Measurement Result (dBuV/m)	Cable Loss (dB)	Antenna Factor (dB/m)	Receiver Reading (dBuV)	Limit (dBuV/m)	Margin (dB)	Antenna Pol. (H/V)
17893.500	53.63	-29.40	46.00	37.03	74.00	20.37	H
14544.000	49.15	-30.60	41.90	37.85	74.00	24.85	V
11886.500	45.26	-32.40	39.10	38.56	74.00	28.74	V
8743.500	42.71	-34.80	37.90	39.61	74.00	31.29	V
7969.500	42.65	-35.40	36.80	41.25	74.00	31.35	H
2485.300	55.89	-19.70	28.20	47.39	74.00	18.11	H

©Copyright. All rights reserved by CTTL.

802.11g

Ch1

Frequency (MHz)	Measurement Result (dBuV/m)	Cable Loss (dB)	Antenna Factor (dB/m)	Receiver Reading (dBuV)	Limit (dBuV/m)	Margin (dB)	Antenna Pol. (H/V)
17939.500	53.39	-29.40	46.00	36.79	74.00	20.61	V
14686.500	49.87	-30.00	41.50	38.37	74.00	24.13	H
12259.000	45.82	-32.50	39.00	39.32	74.00	28.18	H
8985.500	42.88	-34.70	37.70	39.88	74.00	31.12	V
7971.000	41.58	-35.40	36.90	40.08	74.00	32.42	V
2389.900	61.99	-19.80	28.20	53.59	74.00	12.01	H

Ch6

Frequency (MHz)	Measurement Result (dBuV/m)	Cable Loss (dB)	Antenna Factor (dB/m)	Receiver Reading (dBuV)	Limit (dBuV/m)	Margin (dB)	Antenna Pol. (H/V)
17998.500	53.44	-29.40	46.00	36.84	74.00	20.56	H
14079.500	48.95	-30.20	41.70	37.45	74.00	25.05	H
12738.500	45.09	-31.80	39.60	37.19	74.00	28.91	V
9509.500	43.03	-33.80	37.60	39.23	74.00	30.97	V
7467.000	41.73	-35.50	36.50	40.73	74.00	32.27	V
3103.500	39.52	-37.50	30.70	46.32	74.00	34.48	V

Ch11

Frequency (MHz)	Measurement Result (dBuV/m)	Cable Loss (dB)	Antenna Factor (dB/m)	Receiver Reading (dBuV)	Limit (dBuV/m)	Margin (dB)	Antenna Pol. (H/V)
17932.000	53.10	-29.40	46.00	36.50	74.00	20.90	H
14268.500	48.41	-29.90	41.80	36.51	74.00	25.59	V
12212.500	45.23	-32.20	38.90	38.63	74.00	28.77	V
9496.500	43.09	-34.60	37.70	39.99	74.00	30.91	H
7948.500	41.56	-35.40	36.80	40.16	74.00	32.44	V
2485.200	58.31	-19.70	28.20	49.81	74.00	15.69	H

©Copyright. All rights reserved by CTTL.

802.11n-HT20

Ch1

Frequency (MHz)	Measurement Result (dBuV/m)	Cable Loss (dB)	Antenna Factor (dB/m)	Receiver Reading (dBuV)	Limit (dBuV/m)	Margin (dB)	Antenna Pol. (H/V)
17886.500	53.67	-29.40	46.00	37.07	74.00	20.33	H
14194.000	49.88	-30.20	41.70	38.38	74.00	24.12	H
11880.500	46.63	-32.80	39.10	40.23	74.00	27.37	V
9162.000	44.33	-34.70	37.70	41.33	74.00	29.67	H
7519.000	43.25	-35.10	36.40	41.95	74.00	30.75	H
2389.700	61.63	-19.80	28.20	53.23	74.00	12.37	H

Ch6

Frequency (MHz)	Measurement Result (dBuV/m)	Cable Loss (dB)	Antenna Factor (dB/m)	Receiver Reading (dBuV)	Limit (dBuV/m)	Margin (dB)	Antenna Pol. (H/V)
17889.000	53.93	-29.40	46.00	37.33	74.00	20.07	V
14174.500	50.25	-30.20	41.70	38.75	74.00	23.75	H
11908.500	46.83	-32.40	39.10	40.13	74.00	27.17	V
9028.000	44.55	-34.30	37.80	41.05	74.00	29.45	H
7793.000	42.93	-35.60	36.50	42.03	74.00	31.07	V
4494.000	39.41	-37.60	32.50	44.51	74.00	34.59	V

Ch11

Frequency (MHz)	Measurement Result (dBuV/m)	Cable Loss (dB)	Antenna Factor (dB/m)	Receiver Reading (dBuV)	Limit (dBuV/m)	Margin (dB)	Antenna Pol. (H/V)
17939.500	53.89	-29.40	46.00	37.29	74.00	20.11	H
14199.000	49.72	-30.20	41.70	38.22	74.00	24.28	V
12934.000	47.10	-31.40	40.00	38.50	74.00	26.90	V
9806.500	44.67	-34.10	37.90	40.87	74.00	29.33	V
7480.500	42.86	-35.10	36.40	41.56	74.00	31.14	V
2485.700	60.10	-19.70	28.20	51.60	74.00	13.90	H

©Copyright. All rights reserved by CTTL.

802.11n-HT40

Ch3

Frequency (MHz)	Measurement Result (dBuV/m)	Cable Loss (dB)	Antenna Factor (dB/m)	Receiver Reading (dBuV)	Limit (dBuV/m)	Margin (dB)	Antenna Pol. (H/V)
17793.500	54.54	-29.40	46.00	37.94	74.00	19.46	H
14448.000	50.17	-30.10	41.90	38.37	74.00	23.83	H
12922.500	46.58	-31.40	40.00	37.98	74.00	27.42	H
9329.500	45.71	-34.10	37.80	42.01	74.00	28.29	H
7422.500	43.59	-35.10	36.60	42.09	74.00	30.41	H
2389.200	63.53	-19.80	28.20	55.13	74.00	10.47	H

Ch6

Frequency (MHz)	Measurement Result (dBuV/m)	Cable Loss (dB)	Antenna Factor (dB/m)	Receiver Reading (dBuV)	Limit (dBuV/m)	Margin (dB)	Antenna Pol. (H/V)
17991.500	54.15	-29.40	46.00	37.55	74.00	19.85	V
14120.500	49.94	-30.80	41.70	39.04	74.00	24.06	V
12774.000	46.19	-31.50	39.80	37.89	74.00	27.81	V
9329.000	44.48	-34.10	37.80	40.78	74.00	29.52	H
7505.500	43.24	-35.10	36.40	41.94	74.00	30.76	H
4957.500	40.06	-37.40	33.60	43.86	74.00	33.94	H

Ch9

Frequency (MHz)	Measurement Result (dBuV/m)	Cable Loss (dB)	Antenna Factor (dB/m)	Receiver Reading (dBuV)	Limit (dBuV/m)	Margin (dB)	Antenna Pol. (H/V)
17975.500	53.73	-29.40	46.00	37.13	74.00	20.27	H
14104.000	50.18	-30.20	41.70	38.68	74.00	23.82	V
11922.000	46.46	-32.40	39.10	39.76	74.00	27.54	H
9428.500	44.63	-33.60	37.90	40.33	74.00	29.37	V
7732.500	43.11	-35.10	36.40	41.81	74.00	30.89	V
2485.200	57.19	-19.70	28.20	48.69	74.00	16.81	H

©Copyright. All rights reserved by CTTL.

802.11ac-HT20

Ch1

Frequency (MHz)	Measurement Result (dBuV/m)	Cable Loss (dB)	Antenna Factor (dB/m)	Receiver Reading (dBuV)	Limit (dBuV/m)	Margin (dB)	Antenna Pol. (H/V)
17981.500	53.88	-29.40	46.00	37.28	74.00	20.12	V
14108.500	49.79	-30.20	41.70	38.29	74.00	24.21	V
12913.000	46.58	-31.50	40.00	38.08	74.00	27.42	V
8696.500	43.97	-34.40	37.70	40.67	74.00	30.03	V
7612.500	42.86	-35.60	36.30	42.16	74.00	31.14	V
2389.600	60.46	-19.80	28.20	52.06	74.00	13.54	H

Ch6

Frequency (MHz)	Measurement Result (dBuV/m)	Cable Loss (dB)	Antenna Factor (dB/m)	Receiver Reading (dBuV)	Limit (dBuV/m)	Margin (dB)	Antenna Pol. (H/V)
17934.500	53.64	-29.40	46.00	37.04	74.00	20.36	H
14571.000	49.37	-29.00	41.90	36.47	74.00	24.63	V
12927.500	46.15	-31.40	40.00	37.55	74.00	27.85	H
8727.000	44.03	-34.80	37.90	40.93	74.00	29.97	V
7524.500	43.12	-35.10	36.40	41.82	74.00	30.88	V
4959.000	40.04	-37.40	33.60	43.84	74.00	33.96	V

Ch11

Frequency (MHz)	Measurement Result (dBuV/m)	Cable Loss (dB)	Antenna Factor (dB/m)	Receiver Reading (dBuV)	Limit (dBuV/m)	Margin (dB)	Antenna Pol. (H/V)
17986.500	53.83	-29.40	46.00	37.23	74.00	20.17	V
14610.000	49.96	-30.80	41.70	39.06	74.00	24.04	V
12324.500	46.37	-32.10	39.00	39.47	74.00	27.63	H
9195.500	44.01	-34.70	37.70	41.01	74.00	29.99	V
7469.500	43.46	-35.50	36.50	42.46	74.00	30.54	V
2487.800	60.82	-19.70	28.20	52.32	74.00	13.18	H

©Copyright. All rights reserved by CTTL.

802.11ac-HT40

Ch3

Frequency (MHz)	Measurement Result (dBuV/m)	Cable Loss (dB)	Antenna Factor (dB/m)	Receiver Reading (dBuV)	Limit (dBuV/m)	Margin (dB)	Antenna Pol. (H/V)
17963.500	54.28	-29.40	46.00	37.68	74.00	19.72	H
14580.000	50.03	-29.00	41.90	37.13	74.00	23.97	H
12904.500	46.00	-31.50	40.00	37.50	74.00	28.00	V
8961.500	45.12	-34.70	37.70	42.12	74.00	28.88	H
7589.500	43.33	-35.60	36.30	42.63	74.00	30.67	V
2389.800	63.48	-19.80	28.20	55.08	74.00	10.52	H

Ch6

Frequency (MHz)	Measurement Result (dBuV/m)	Cable Loss (dB)	Antenna Factor (dB/m)	Receiver Reading (dBuV)	Limit (dBuV/m)	Margin (dB)	Antenna Pol. (H/V)
17949.500	54.41	-29.40	46.00	37.81	74.00	19.59	H
14551.500	50.70	-30.60	41.90	39.40	74.00	23.30	V
12641.500	46.72	-31.80	39.40	39.12	74.00	27.28	H
7521.500	45.05	-35.10	36.40	43.75	74.00	28.95	V
9132.000	45.01	-34.30	37.70	41.61	74.00	28.99	H
4497.000	40.57	-37.60	32.50	45.67	74.00	33.43	H

Ch9

Frequency (MHz)	Measurement Result (dBuV/m)	Cable Loss (dB)	Antenna Factor (dB/m)	Receiver Reading (dBuV)	Limit (dBuV/m)	Margin (dB)	Antenna Pol. (H/V)
17924.500	54.54	-29.40	46.00	37.94	74.00	19.46	H
14186.000	50.16	-30.20	41.70	38.66	74.00	23.84	H
11869.000	47.21	-32.80	39.10	40.81	74.00	26.79	H
9581.000	45.59	-34.30	37.50	42.39	74.00	28.41	H
7967.500	44.19	-35.40	36.80	42.79	74.00	29.81	H
2486.100	59.28	-19.70	28.20	50.78	74.00	14.72	H

©Copyright. All rights reserved by CTTL.

802.11ax-HT20

Ch1

Frequency (MHz)	Measurement Result (dBuV/m)	Cable Loss (dB)	Antenna Factor (dB/m)	Receiver Reading (dBuV)	Limit (dBuV/m)	Margin (dB)	Antenna Pol. (H/V)
17902.000	54.45	-29.40	46.00	37.85	74.00	19.55	V
14440.500	50.42	-30.10	41.90	38.62	74.00	23.58	V
12818.000	46.38	-31.50	39.80	38.08	74.00	27.62	V
9879.000	44.06	-33.90	37.90	40.06	74.00	29.94	V
7248.000	43.04	-35.60	36.40	42.24	74.00	30.96	V
2389.900	61.62	-19.80	28.20	53.22	74.00	12.38	H

Ch6

Frequency (MHz)	Measurement Result (dBuV/m)	Cable Loss (dB)	Antenna Factor (dB/m)	Receiver Reading (dBuV)	Limit (dBuV/m)	Margin (dB)	Antenna Pol. (H/V)
17985.000	54.01	-29.40	46.00	37.41	74.00	19.99	V
14102.500	50.20	-30.20	41.70	38.70	74.00	23.80	H
12760.000	46.36	-31.80	39.60	38.46	74.00	27.64	V
9043.500	44.02	-34.30	37.80	40.52	74.00	29.98	V
7934.000	42.58	-35.40	36.80	41.18	74.00	31.42	V
4969.500	40.08	-37.40	33.60	43.88	74.00	33.92	V

Ch11

Frequency (MHz)	Measurement Result (dBuV/m)	Cable Loss (dB)	Antenna Factor (dB/m)	Receiver Reading (dBuV)	Limit (dBuV/m)	Margin (dB)	Antenna Pol. (H/V)
17959.500	54.03	-29.40	46.00	37.43	74.00	19.97	V
14192.000	49.40	-30.20	41.70	37.90	74.00	24.60	V
12905.500	46.70	-31.50	40.00	38.20	74.00	27.30	V
8962.500	44.42	-34.70	37.70	41.42	74.00	29.58	V
7525.500	44.20	-35.50	36.30	43.40	74.00	29.80	V
2485.700	59.09	-19.70	28.20	50.59	74.00	14.91	H

©Copyright. All rights reserved by CTTL.

802.11ax-HT40

Ch3

Frequency (MHz)	Measurement Result (dBuV/m)	Cable Loss (dB)	Antenna Factor (dB/m)	Receiver Reading (dBuV)	Limit (dBuV/m)	Margin (dB)	Antenna Pol. (H/V)
17996.500	54.33	-29.40	46.00	37.73	74.00	19.67	V
14130.000	50.15	-30.80	41.70	39.25	74.00	23.85	V
11772.000	46.08	-32.90	39.20	39.78	74.00	27.92	V
8990.500	44.56	-34.70	37.70	41.56	74.00	29.44	H
7291.500	43.46	-35.40	36.60	42.26	74.00	30.54	V
2390.000	67.30	-19.80	28.20	58.90	74.00	6.70	H

Ch6

Frequency (MHz)	Measurement Result (dBuV/m)	Cable Loss (dB)	Antenna Factor (dB/m)	Receiver Reading (dBuV)	Limit (dBuV/m)	Margin (dB)	Antenna Pol. (H/V)
17987.000	53.95	-29.40	46.00	37.35	74.00	20.05	V
14172.500	50.64	-30.20	41.70	39.14	74.00	23.36	H
12890.500	46.52	-31.50	40.00	38.02	74.00	27.48	H
9231.000	44.82	-34.30	37.60	41.52	74.00	29.18	H
7576.500	43.67	-35.60	36.30	42.97	74.00	30.33	H
3735.000	40.91	-37.70	32.30	46.31	74.00	33.09	V

Ch9

Frequency (MHz)	Measurement Result (dBuV/m)	Cable Loss (dB)	Antenna Factor (dB/m)	Receiver Reading (dBuV)	Limit (dBuV/m)	Margin (dB)	Antenna Pol. (H/V)
17925.500	53.83	-29.40	46.00	37.23	74.00	20.17	V
14230.500	50.33	-30.60	41.80	39.23	74.00	23.67	H
12281.500	46.37	-32.10	39.00	39.47	74.00	27.63	V
8486.500	44.86	-34.60	37.30	42.16	74.00	29.14	V
7523.500	43.24	-35.10	36.40	41.94	74.00	30.76	H
2487.200	57.76	-19.70	28.20	49.26	74.00	16.24	H

©Copyright. All rights reserved by CTTL.

802.11be-HT20

Ch1

Frequency (MHz)	Measurement Result (dBuV/m)	Cable Loss (dB)	Antenna Factor (dB/m)	Receiver Reading (dBuV)	Limit (dBuV/m)	Margin (dB)	Antenna Pol. (H/V)
17968.000	53.78	-29.40	46.00	37.18	74.00	20.22	V
14144.500	49.92	-30.80	41.70	39.02	74.00	24.08	V
12918.000	45.91	-31.50	40.00	37.41	74.00	28.09	V
8728.500	44.42	-34.80	37.90	41.32	74.00	29.58	V
7958.500	43.47	-35.40	36.80	42.07	74.00	30.53	V
2389.500	60.76	-19.80	28.20	52.36	74.00	13.24	H

Ch6

Frequency (MHz)	Measurement Result (dBuV/m)	Cable Loss (dB)	Antenna Factor (dB/m)	Receiver Reading (dBuV)	Limit (dBuV/m)	Margin (dB)	Antenna Pol. (H/V)
17957.000	54.31	-29.40	46.00	37.71	74.00	19.69	H
14682.000	50.76	-30.00	41.50	39.26	74.00	23.24	H
11762.000	46.30	-32.90	39.20	40.00	74.00	27.70	H
8983.500	44.12	-34.70	37.70	41.12	74.00	29.88	V
7945.500	43.16	-35.40	36.80	41.76	74.00	30.84	V
4812.000	39.58	-37.70	33.00	44.28	74.00	34.42	V

Ch11

Frequency (MHz)	Measurement Result (dBuV/m)	Cable Loss (dB)	Antenna Factor (dB/m)	Receiver Reading (dBuV)	Limit (dBuV/m)	Margin (dB)	Antenna Pol. (H/V)
17977.000	54.06	-29.40	46.00	37.46	74.00	19.94	V
14544.500	49.35	-30.60	41.90	38.05	74.00	24.65	H
12999.500	47.35	-31.90	40.10	39.15	74.00	26.65	V
9482.500	44.41	-34.60	37.70	41.31	74.00	29.59	V
7416.000	42.56	-35.10	36.60	41.06	74.00	31.44	V
2485.000	59.68	-19.70	28.20	51.18	74.00	14.32	H

©Copyright. All rights reserved by CTTL.

802.11be-HT40

Ch3

Frequency (MHz)	Measurement Result (dBuV/m)	Cable Loss (dB)	Antenna Factor (dB/m)	Receiver Reading (dBuV)	Limit (dBuV/m)	Margin (dB)	Antenna Pol. (H/V)
17958.500	53.82	-29.40	46.00	37.22	74.00	20.18	V
14535.500	49.87	-30.60	41.90	38.57	74.00	24.13	V
12339.500	45.85	-32.30	39.00	39.25	74.00	28.15	H
8725.000	45.16	-34.80	37.90	42.06	74.00	28.84	V
7971.500	43.35	-35.40	36.90	41.85	74.00	30.65	V
2385.900	62.82	-19.80	28.20	54.42	74.00	11.18	H

Ch6

Frequency (MHz)	Measurement Result (dBuV/m)	Cable Loss (dB)	Antenna Factor (dB/m)	Receiver Reading (dBuV)	Limit (dBuV/m)	Margin (dB)	Antenna Pol. (H/V)
17971.000	53.87	-29.40	46.00	37.27	74.00	20.13	V
14568.000	50.31	-29.00	41.90	37.41	74.00	23.69	V
12160.500	47.06	-32.30	38.90	40.46	74.00	26.94	V
8567.500	44.18	-35.00	37.50	41.68	74.00	29.82	V
7994.500	43.07	-35.40	36.90	41.57	74.00	30.93	H
4848.500	40.65	-37.70	33.00	45.35	74.00	33.35	V

Ch9

Frequency (MHz)	Measurement Result (dBuV/m)	Cable Loss (dB)	Antenna Factor (dB/m)	Receiver Reading (dBuV)	Limit (dBuV/m)	Margin (dB)	Antenna Pol. (H/V)
17944.000	54.24	-29.40	46.00	37.64	74.00	19.76	V
14559.500	50.22	-29.00	41.90	37.32	74.00	23.78	V
11898.500	45.90	-32.40	39.10	39.20	74.00	28.10	V
9812.500	44.23	-34.10	37.90	40.43	74.00	29.77	H
7964.000	42.57	-35.40	36.80	41.17	74.00	31.43	H
2485.900	57.69	-19.70	28.20	49.19	74.00	16.31	H

©Copyright. All rights reserved by CTTL.

802.11ax-HT20-Partial RU

Ch1

Frequency (MHz)	Measurement Result (dBuV/m)	Cable Loss (dB)	Antenna Factor (dB/m)	Receiver Reading (dBuV)	Limit (dBuV/m)	Margin (dB)	Antenna Pol. (H/V)
17988.000	54.52	-29.40	46.00	37.92	74.00	19.48	H
14587.000	50.00	-29.00	41.90	37.10	74.00	24.00	H
11880.000	46.21	-32.80	39.10	39.81	74.00	27.79	V
8465.000	44.11	-35.10	37.40	41.81	74.00	29.89	H
7329.500	43.10	-35.90	36.60	42.40	74.00	30.90	V
2319.600	55.94	-19.90	28.10	47.74	74.00	18.06	H

Ch6

Frequency (MHz)	Measurement Result (dBuV/m)	Cable Loss (dB)	Antenna Factor (dB/m)	Receiver Reading (dBuV)	Limit (dBuV/m)	Margin (dB)	Antenna Pol. (H/V)
17983.000	54.34	-29.40	46.00	37.74	74.00	19.66	V
14557.500	49.92	-29.00	41.90	37.02	74.00	24.08	H
11925.000	46.27	-32.40	39.10	39.57	74.00	27.73	V
9615.500	44.92	-34.30	37.60	41.62	74.00	29.08	V
7215.500	43.21	-35.40	36.20	42.41	74.00	30.79	V
3749.000	40.25	-37.70	32.30	45.65	74.00	33.75	H

Ch11

Frequency (MHz)	Measurement Result (dBuV/m)	Cable Loss (dB)	Antenna Factor (dB/m)	Receiver Reading (dBuV)	Limit (dBuV/m)	Margin (dB)	Antenna Pol. (H/V)
17966.500	54.65	-29.40	46.00	38.05	74.00	19.35	V
14697.500	49.82	-30.00	41.50	38.32	74.00	24.18	H
11770.000	46.67	-32.90	39.20	40.37	74.00	27.33	H
9034.500	44.71	-34.30	37.80	41.21	74.00	29.29	H
7431.000	43.56	-35.50	36.50	42.56	74.00	30.44	V
2494.100	55.96	-19.70	28.20	47.46	74.00	18.04	H

©Copyright. All rights reserved by CTTL.

802.11ax-HT40-Partial RU

Ch3

Frequency (MHz)	Measurement Result (dBuV/m)	Cable Loss (dB)	Antenna Factor (dB/m)	Receiver Reading (dBuV)	Limit (dBuV/m)	Margin (dB)	Antenna Pol. (H/V)
17983.500	55.45	-29.40	46.00	38.85	74.00	18.55	V
14577.000	50.22	-29.00	41.90	37.32	74.00	23.78	V
11873.000	46.63	-32.80	39.10	40.23	74.00	27.37	H
9201.500	45.08	-34.70	37.70	42.08	74.00	28.92	H
7410.500	43.09	-35.10	36.60	41.59	74.00	30.91	H
2342.400	55.73	-19.60	28.20	47.13	74.00	18.27	V

Ch6

Frequency (MHz)	Measurement Result (dBuV/m)	Cable Loss (dB)	Antenna Factor (dB/m)	Receiver Reading (dBuV)	Limit (dBuV/m)	Margin (dB)	Antenna Pol. (H/V)
17993.500	54.54	-29.40	46.00	37.94	74.00	19.46	V
14201.500	49.94	-30.20	41.70	38.44	74.00	24.06	H
11867.500	46.65	-32.80	39.10	40.25	74.00	27.35	V
8989.500	45.45	-34.70	37.70	42.45	74.00	28.55	V
7443.000	43.39	-35.50	36.50	42.39	74.00	30.61	H
4689.000	40.54	-37.50	32.80	45.24	74.00	33.46	V

Ch9

Frequency (MHz)	Measurement Result (dBuV/m)	Cable Loss (dB)	Antenna Factor (dB/m)	Receiver Reading (dBuV)	Limit (dBuV/m)	Margin (dB)	Antenna Pol. (H/V)
17937.500	54.47	-29.40	46.00	37.87	74.00	19.53	V
14272.500	49.90	-29.90	41.80	38.00	74.00	24.10	H
12904.500	46.64	-31.50	40.00	38.14	74.00	27.36	V
9366.000	44.89	-34.10	37.90	41.09	74.00	29.11	V
7961.000	43.93	-35.40	36.80	42.53	74.00	30.07	H
2490.800	55.47	-19.70	28.20	46.97	74.00	18.53	V

©Copyright. All rights reserved by CTTL.

802.11be-HT20-Partial RU

Ch1

Frequency (MHz)	Measurement Result (dBuV/m)	Cable Loss (dB)	Antenna Factor (dB/m)	Receiver Reading (dBuV)	Limit (dBuV/m)	Margin (dB)	Antenna Pol. (H/V)
17934.500	54.66	-29.40	46.00	38.06	74.00	19.34	H
14678.500	50.80	-30.00	41.50	39.30	74.00	23.20	V
11663.000	46.43	-32.80	39.20	40.03	74.00	27.57	V
9754.000	44.79	-33.80	38.00	40.59	74.00	29.21	V
7509.500	42.97	-35.10	36.40	41.67	74.00	31.03	H
2381.500	55.76	-19.80	28.20	47.36	74.00	18.24	H

Ch6

Frequency (MHz)	Measurement Result (dBuV/m)	Cable Loss (dB)	Antenna Factor (dB/m)	Receiver Reading (dBuV)	Limit (dBuV/m)	Margin (dB)	Antenna Pol. (H/V)
17905.500	53.98	-29.40	46.00	37.38	74.00	20.02	H
14170.500	51.16	-30.20	41.70	39.66	74.00	22.84	H
12827.000	46.44	-31.90	39.90	38.44	74.00	27.56	H
8471.000	44.74	-34.60	37.30	42.04	74.00	29.26	V
7519.500	43.55	-35.10	36.40	42.25	74.00	30.45	H
4940.000	40.18	-37.60	33.30	44.48	74.00	33.82	V

Ch11

Frequency (MHz)	Measurement Result (dBuV/m)	Cable Loss (dB)	Antenna Factor (dB/m)	Receiver Reading (dBuV)	Limit (dBuV/m)	Margin (dB)	Antenna Pol. (H/V)
17995.500	53.83	-29.40	46.00	37.23	74.00	20.17	V
14571.500	50.18	-29.00	41.90	37.28	74.00	23.82	H
12803.500	45.91	-31.50	39.80	37.61	74.00	28.09	V
8957.000	44.38	-33.90	37.70	40.58	74.00	29.62	H
7979.000	43.82	-35.40	36.90	42.32	74.00	30.18	V
2486.300	55.47	-19.70	28.20	46.97	74.00	18.53	H

©Copyright. All rights reserved by CTTL.

802.11be-HT40-Partial RU

Ch3

Frequency (MHz)	Measurement Result (dBuV/m)	Cable Loss (dB)	Antenna Factor (dB/m)	Receiver Reading (dBuV)	Limit (dBuV/m)	Margin (dB)	Antenna Pol. (H/V)
17996.000	54.65	-29.40	46.00	38.05	74.00	19.35	H
14165.500	50.80	-30.20	41.70	39.30	74.00	23.20	H
12905.500	46.67	-31.50	40.00	38.17	74.00	27.33	H
9061.500	45.13	-34.60	37.70	42.03	74.00	28.87	H
7984.000	43.15	-35.40	36.90	41.65	74.00	30.85	H
2364.800	55.81	-19.60	28.20	47.21	74.00	18.19	V

Ch6

Frequency (MHz)	Measurement Result (dBuV/m)	Cable Loss (dB)	Antenna Factor (dB/m)	Receiver Reading (dBuV)	Limit (dBuV/m)	Margin (dB)	Antenna Pol. (H/V)
17855.000	54.12	-29.40	46.00	37.52	74.00	19.88	V
14680.000	49.73	-30.00	41.50	38.23	74.00	24.27	H
12381.500	46.27	-31.90	38.90	39.27	74.00	27.73	V
8832.500	44.78	-34.50	37.80	41.48	74.00	29.22	H
7437.000	43.38	-35.50	36.50	42.38	74.00	30.62	H
3728.000	40.36	-37.70	32.30	45.76	74.00	33.64	V

Ch9

Frequency (MHz)	Measurement Result (dBuV/m)	Cable Loss (dB)	Antenna Factor (dB/m)	Receiver Reading (dBuV)	Limit (dBuV/m)	Margin (dB)	Antenna Pol. (H/V)
17909.000	54.26	-29.40	46.00	37.66	74.00	19.74	V
14571.500	49.85	-29.00	41.90	36.95	74.00	24.15	V
11896.500	46.84	-32.40	39.10	40.14	74.00	27.16	H
9596.500	44.55	-34.30	37.50	41.35	74.00	29.45	V
7946.000	43.31	-35.40	36.80	41.91	74.00	30.69	V
2490.100	56.28	-19.70	28.20	47.78	74.00	17.72	H

©Copyright. All rights reserved by CTTL.

Average

802.11b

Ch1

Frequency (MHz)	Measurement Result (dBuV/m)	Cable Loss (dB)	Antenna Factor (dB/m)	Receiver Reading (dBuV)	Limit (dBuV/m)	Margin (dB)	Antenna Pol. (H/V)
17990.000	44.08	-29.40	46.00	27.48	54.00	9.92	H
14697.000	39.26	-30.00	41.50	27.76	54.00	14.74	H
11858.000	35.59	-32.80	39.10	29.19	54.00	18.41	V
8723.000	33.08	-34.80	37.90	29.98	54.00	20.92	V
7982.000	32.08	-35.40	36.90	30.58	54.00	21.92	V
2389.600	44.27	-19.80	28.20	35.87	54.00	9.73	H

Ch6

Frequency (MHz)	Measurement Result (dBuV/m)	Cable Loss (dB)	Antenna Factor (dB/m)	Receiver Reading (dBuV)	Limit (dBuV/m)	Margin (dB)	Antenna Pol. (H/V)
17994.000	44.07	-29.40	46.00	27.47	54.00	9.93	H
14569.500	39.78	-29.00	41.90	26.88	54.00	14.22	H
11784.500	35.74	-32.00	39.20	28.54	54.00	18.26	V
9190.000	33.30	-34.70	37.70	30.30	54.00	20.70	V
7310.000	32.19	-35.40	36.60	30.99	54.00	21.81	V
3756.000	29.40	-37.70	32.30	34.80	54.00	24.60	V

Ch11

Frequency (MHz)	Measurement Result (dBuV/m)	Cable Loss (dB)	Antenna Factor (dB/m)	Receiver Reading (dBuV)	Limit (dBuV/m)	Margin (dB)	Antenna Pol. (H/V)
17992.000	44.08	-29.40	46.00	27.48	54.00	9.92	H
14585.500	39.38	-29.00	41.90	26.48	54.00	14.62	V
12805.500	35.34	-31.50	39.80	27.04	54.00	18.66	V
9338.500	33.57	-34.10	37.80	29.87	54.00	20.43	V
7509.500	31.89	-35.10	36.40	30.59	54.00	22.11	V
2487.200	44.85	-19.70	28.20	36.35	54.00	9.15	H

©Copyright. All rights reserved by CTTL.

802.11g

Ch1

Frequency (MHz)	Measurement Result (dBuV/m)	Cable Loss (dB)	Antenna Factor (dB/m)	Receiver Reading (dBuV)	Limit (dBuV/m)	Margin (dB)	Antenna Pol. (H/V)
17979.000	44.18	-29.40	46.00	27.58	54.00	9.82	H
14544.000	39.37	-30.60	41.90	28.07	54.00	14.63	V
12783.000	35.44	-31.50	39.80	27.14	54.00	18.56	V
8737.000	33.09	-34.80	37.90	29.99	54.00	20.91	V
7254.500	31.95	-35.60	36.40	31.15	54.00	22.05	V
2390.000	48.64	-19.80	28.20	40.24	54.00	5.36	H

Ch6

Frequency (MHz)	Measurement Result (dBuV/m)	Cable Loss (dB)	Antenna Factor (dB/m)	Receiver Reading (dBuV)	Limit (dBuV/m)	Margin (dB)	Antenna Pol. (H/V)
17931.000	43.79	-29.40	46.00	27.19	54.00	10.21	V
14559.500	39.29	-29.00	41.90	26.39	54.00	14.71	V
12986.500	35.38	-31.90	40.10	27.18	54.00	18.62	V
9401.500	33.43	-34.10	37.90	29.63	54.00	20.57	V
7980.000	32.74	-35.40	36.90	31.24	54.00	21.26	V
3801.500	29.30	-38.00	32.50	34.80	54.00	24.70	V

Ch11

Frequency (MHz)	Measurement Result (dBuV/m)	Cable Loss (dB)	Antenna Factor (dB/m)	Receiver Reading (dBuV)	Limit (dBuV/m)	Margin (dB)	Antenna Pol. (H/V)
17971.500	44.09	-29.40	46.00	27.49	54.00	9.91	H
14294.000	38.99	-29.90	41.80	27.09	54.00	15.01	H
11888.000	35.58	-32.40	39.10	28.88	54.00	18.42	V
9478.500	33.40	-34.60	37.70	30.30	54.00	20.60	V
7325.000	32.42	-35.40	36.60	31.22	54.00	21.58	V
2485.000	46.56	-19.70	28.20	38.06	54.00	7.44	H

©Copyright. All rights reserved by CTTL.

802.11n-HT20

Ch1

Frequency (MHz)	Measurement Result (dBuV/m)	Cable Loss (dB)	Antenna Factor (dB/m)	Receiver Reading (dBuV)	Limit (dBuV/m)	Margin (dB)	Antenna Pol. (H/V)
17980.000	44.63	-29.40	46.00	28.03	54.00	9.37	V
14560.500	39.95	-29.00	41.90	27.05	54.00	14.05	H
11882.000	36.83	-32.40	39.10	30.13	54.00	17.17	V
9478.500	34.54	-34.60	37.70	31.44	54.00	19.46	V
7943.500	33.91	-35.40	36.80	32.51	54.00	20.09	V
2389.600	47.70	-19.80	28.20	39.30	54.00	6.30	H

Ch6

Frequency (MHz)	Measurement Result (dBuV/m)	Cable Loss (dB)	Antenna Factor (dB/m)	Receiver Reading (dBuV)	Limit (dBuV/m)	Margin (dB)	Antenna Pol. (H/V)
17976.000	44.36	-29.40	46.00	27.76	54.00	9.64	H
14178.000	40.15	-30.20	41.70	28.65	54.00	13.85	H
12990.000	36.72	-31.90	40.10	28.52	54.00	17.28	V
9484.500	34.88	-34.60	37.70	31.78	54.00	19.12	V
7959.000	33.18	-35.40	36.80	31.78	54.00	20.82	V
4846.000	30.35	-37.70	33.00	35.05	54.00	23.65	V

Ch11

Frequency (MHz)	Measurement Result (dBuV/m)	Cable Loss (dB)	Antenna Factor (dB/m)	Receiver Reading (dBuV)	Limit (dBuV/m)	Margin (dB)	Antenna Pol. (H/V)
17983.000	44.51	-29.40	46.00	27.91	54.00	9.49	V
14514.500	40.48	-30.60	41.90	29.18	54.00	13.52	H
11866.500	36.72	-32.80	39.10	30.32	54.00	17.28	V
9529.000	34.69	-33.80	37.60	30.89	54.00	19.31	V
7441.000	33.36	-35.50	36.50	32.36	54.00	20.64	V
2485.300	46.15	-19.70	28.20	37.65	54.00	7.85	H

©Copyright. All rights reserved by CTTL.

802.11n-HT40

Ch3

Frequency (MHz)	Measurement Result (dBuV/m)	Cable Loss (dB)	Antenna Factor (dB/m)	Receiver Reading (dBuV)	Limit (dBuV/m)	Margin (dB)	Antenna Pol. (H/V)
17995.500	45.09	-29.40	46.00	28.49	54.00	8.91	H
14065.500	40.81	-30.20	41.70	29.31	54.00	13.19	H
12925.500	37.37	-31.40	40.00	28.77	54.00	16.63	H
8719.500	35.61	-34.80	37.90	32.51	54.00	18.39	H
7300.000	34.84	-35.40	36.60	33.64	54.00	19.16	H
2389.300	46.75	-19.80	28.20	38.35	54.00	7.25	H

Ch6

Frequency (MHz)	Measurement Result (dBuV/m)	Cable Loss (dB)	Antenna Factor (dB/m)	Receiver Reading (dBuV)	Limit (dBuV/m)	Margin (dB)	Antenna Pol. (H/V)
17968.500	44.70	-29.40	46.00	28.10	54.00	9.30	V
14106.000	40.60	-30.20	41.70	29.10	54.00	13.40	H
11905.000	36.67	-32.40	39.10	29.97	54.00	17.33	H
8948.000	34.91	-33.90	37.70	31.11	54.00	19.09	H
7309.500	33.84	-35.40	36.60	32.64	54.00	20.16	V
4873.000	30.25	-37.50	33.40	34.35	54.00	23.75	H

Ch9

Frequency (MHz)	Measurement Result (dBuV/m)	Cable Loss (dB)	Antenna Factor (dB/m)	Receiver Reading (dBuV)	Limit (dBuV/m)	Margin (dB)	Antenna Pol. (H/V)
17996.500	44.86	-29.40	46.00	28.26	54.00	9.14	H
14169.000	40.09	-30.20	41.70	28.59	54.00	13.91	V
11885.500	36.56	-32.40	39.10	29.86	54.00	17.44	V
9014.500	34.70	-34.30	37.80	31.20	54.00	19.30	V
7313.000	33.53	-35.40	36.60	32.33	54.00	20.47	V
2485.700	46.55	-19.70	28.20	38.05	54.00	7.45	H

©Copyright. All rights reserved by CTTL.

802.11ac-HT20

Ch1

Frequency (MHz)	Measurement Result (dBuV/m)	Cable Loss (dB)	Antenna Factor (dB/m)	Receiver Reading (dBuV)	Limit (dBuV/m)	Margin (dB)	Antenna Pol. (H/V)
17987.500	44.16	-29.40	46.00	27.56	54.00	9.84	H
14197.000	39.94	-30.20	41.70	28.44	54.00	14.06	V
12689.000	36.96	-31.90	39.50	29.36	54.00	17.04	V
9485.500	34.55	-34.60	37.70	31.45	54.00	19.45	V
7327.500	33.32	-35.90	36.60	32.62	54.00	20.68	V
2390.000	47.75	-19.80	28.20	39.35	54.00	6.25	H

Ch6

Frequency (MHz)	Measurement Result (dBuV/m)	Cable Loss (dB)	Antenna Factor (dB/m)	Receiver Reading (dBuV)	Limit (dBuV/m)	Margin (dB)	Antenna Pol. (H/V)
17991.000	44.77	-29.40	46.00	28.17	54.00	9.23	V
14199.000	40.16	-30.20	41.70	28.66	54.00	13.84	V
11885.000	36.39	-32.40	39.10	29.69	54.00	17.61	V
9479.000	34.62	-34.60	37.70	31.52	54.00	19.38	V
7576.000	33.48	-35.60	36.30	32.78	54.00	20.52	V
4939.000	30.31	-37.60	33.30	34.61	54.00	23.69	V

Ch11

Frequency (MHz)	Measurement Result (dBuV/m)	Cable Loss (dB)	Antenna Factor (dB/m)	Receiver Reading (dBuV)	Limit (dBuV/m)	Margin (dB)	Antenna Pol. (H/V)
17982.500	44.32	-29.40	46.00	27.72	54.00	9.68	V
14184.500	40.48	-30.20	41.70	28.98	54.00	13.52	V
12898.000	36.72	-31.50	40.00	28.22	54.00	17.28	V
8727.000	34.36	-34.80	37.90	31.26	54.00	19.64	V
7392.000	33.79	-35.10	36.60	32.29	54.00	20.21	V
2485.100	47.45	-19.70	28.20	38.95	54.00	6.55	H

©Copyright. All rights reserved by CTTL.

802.11ac-HT40

Ch3

Frequency (MHz)	Measurement Result (dBuV/m)	Cable Loss (dB)	Antenna Factor (dB/m)	Receiver Reading (dBuV)	Limit (dBuV/m)	Margin (dB)	Antenna Pol. (H/V)
17983.500	44.47	-29.40	46.00	27.87	54.00	9.53	H
14575.500	40.46	-29.00	41.90	27.56	54.00	13.54	H
11881.500	36.44	-32.40	39.10	29.74	54.00	17.56	V
9353.500	34.60	-34.10	37.80	30.90	54.00	19.40	H
7431.000	33.52	-35.50	36.50	32.52	54.00	20.48	V
2389.400	48.21	-19.80	28.20	39.81	54.00	5.79	H

Ch6

Frequency (MHz)	Measurement Result (dBuV/m)	Cable Loss (dB)	Antenna Factor (dB/m)	Receiver Reading (dBuV)	Limit (dBuV/m)	Margin (dB)	Antenna Pol. (H/V)
17991.000	44.91	-29.40	46.00	28.31	54.00	9.09	H
14563.500	41.02	-29.00	41.90	28.12	54.00	12.98	H
11859.500	37.19	-32.80	39.10	30.79	54.00	16.81	H
8711.500	35.87	-34.40	37.70	32.57	54.00	18.13	H
7946.000	34.34	-35.40	36.80	32.94	54.00	19.66	H
4945.000	31.08	-37.60	33.30	35.38	54.00	22.92	H

Ch9

Frequency (MHz)	Measurement Result (dBuV/m)	Cable Loss (dB)	Antenna Factor (dB/m)	Receiver Reading (dBuV)	Limit (dBuV/m)	Margin (dB)	Antenna Pol. (H/V)
17992.000	44.79	-29.40	46.00	28.19	54.00	9.21	H
14670.500	40.95	-30.00	41.50	29.45	54.00	13.05	H
12934.500	38.00	-31.40	40.00	29.40	54.00	16.00	H
9110.500	35.89	-34.30	37.70	32.49	54.00	18.11	H
7926.000	34.31	-35.40	36.80	32.91	54.00	19.69	H
2485.400	47.65	-19.70	28.20	39.15	54.00	6.35	H

©Copyright. All rights reserved by CTTL.

802.11ax-HT20

Ch1

Frequency (MHz)	Measurement Result (dBuV/m)	Cable Loss (dB)	Antenna Factor (dB/m)	Receiver Reading (dBuV)	Limit (dBuV/m)	Margin (dB)	Antenna Pol. (H/V)
17961.500	44.16	-29.40	46.00	27.56	54.00	9.84	V
14158.000	40.20	-30.80	41.70	29.30	54.00	13.80	V
12899.500	36.91	-31.50	40.00	28.41	54.00	17.09	V
9498.000	34.53	-34.60	37.70	31.43	54.00	19.47	V
7425.500	33.85	-35.10	36.60	32.35	54.00	20.15	V
2389.900	48.73	-19.80	28.20	40.33	54.00	5.27	H

Ch6

Frequency (MHz)	Measurement Result (dBuV/m)	Cable Loss (dB)	Antenna Factor (dB/m)	Receiver Reading (dBuV)	Limit (dBuV/m)	Margin (dB)	Antenna Pol. (H/V)
17985.000	44.61	-29.40	46.00	28.01	54.00	9.39	H
14565.000	40.20	-29.00	41.90	27.30	54.00	13.80	V
12646.500	36.44	-31.80	39.40	28.84	54.00	17.56	V
9502.000	34.45	-34.60	37.70	31.35	54.00	19.55	V
7453.000	33.17	-35.50	36.50	32.17	54.00	20.83	V
4774.500	30.47	-37.50	33.10	34.87	54.00	23.53	V

Ch11

Frequency (MHz)	Measurement Result (dBuV/m)	Cable Loss (dB)	Antenna Factor (dB/m)	Receiver Reading (dBuV)	Limit (dBuV/m)	Margin (dB)	Antenna Pol. (H/V)
17987.500	44.58	-29.40	46.00	27.98	54.00	9.42	H
14561.000	40.23	-29.00	41.90	27.33	54.00	13.77	V
12855.000	36.38	-31.90	39.90	28.38	54.00	17.62	V
8697.000	34.59	-34.40	37.70	31.29	54.00	19.41	V
7609.000	33.37	-35.60	36.30	32.67	54.00	20.63	V
2485.200	46.04	-19.70	28.20	37.54	54.00	7.96	H

©Copyright. All rights reserved by CTTL.

802.11ax-HT40

Ch3

Frequency (MHz)	Measurement Result (dBuV/m)	Cable Loss (dB)	Antenna Factor (dB/m)	Receiver Reading (dBuV)	Limit (dBuV/m)	Margin (dB)	Antenna Pol. (H/V)
17945.000	44.61	-29.40	46.00	28.01	54.00	9.39	V
14201.000	40.49	-30.20	41.70	28.99	54.00	13.51	H
11905.000	36.37	-32.40	39.10	29.67	54.00	17.63	V
9176.000	34.54	-34.70	37.70	31.54	54.00	19.46	V
7300.000	33.50	-35.40	36.60	32.30	54.00	20.50	V
2389.200	48.14	-19.80	28.20	39.74	54.00	5.86	H

Ch6

Frequency (MHz)	Measurement Result (dBuV/m)	Cable Loss (dB)	Antenna Factor (dB/m)	Receiver Reading (dBuV)	Limit (dBuV/m)	Margin (dB)	Antenna Pol. (H/V)
17953.500	44.50	-29.40	46.00	27.90	54.00	9.50	H
14091.500	40.88	-30.20	41.70	29.38	54.00	13.12	V
12705.500	36.91	-31.90	39.50	29.31	54.00	17.09	H
8732.000	35.14	-34.80	37.90	32.04	54.00	18.86	H
7979.500	33.81	-35.40	36.90	32.31	54.00	20.19	H
4964.000	31.12	-37.40	33.60	34.92	54.00	22.88	H

Ch9

Frequency (MHz)	Measurement Result (dBuV/m)	Cable Loss (dB)	Antenna Factor (dB/m)	Receiver Reading (dBuV)	Limit (dBuV/m)	Margin (dB)	Antenna Pol. (H/V)
17985.000	44.88	-29.40	46.00	28.28	54.00	9.12	H
14582.500	40.28	-29.00	41.90	27.38	54.00	13.72	H
11923.000	36.55	-32.40	39.10	29.85	54.00	17.45	H
8714.500	34.75	-34.80	37.90	31.65	54.00	19.25	V
7321.000	33.44	-35.40	36.60	32.24	54.00	20.56	V
2486.600	47.99	-19.70	28.20	39.49	54.00	6.01	H

©Copyright. All rights reserved by CTTL.