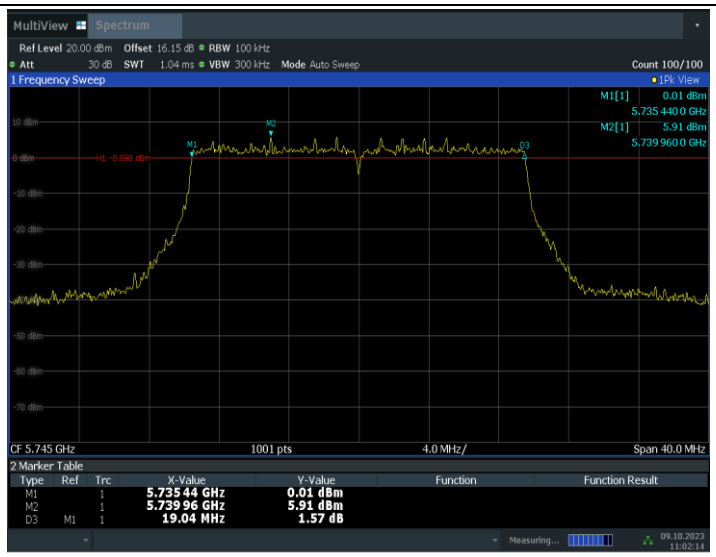

11:02:15 09.10.2023

11BE20MIMO_Ant15_5745

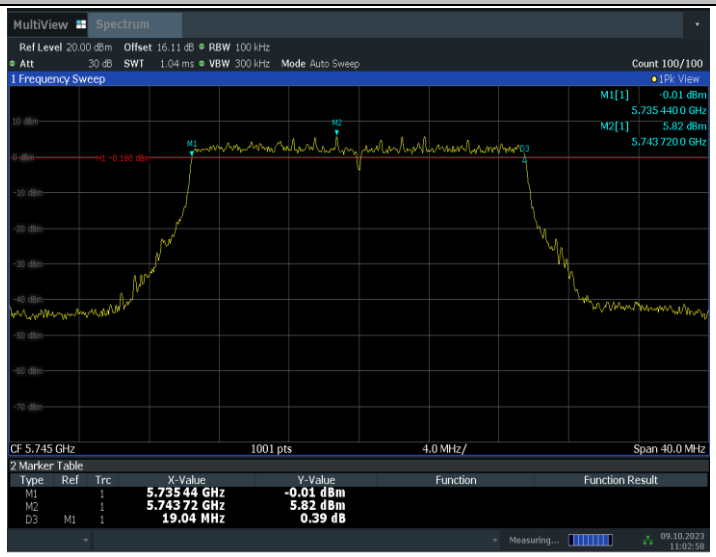

11:02:58 09.10.2023

11BE20MIMO_Ant9_5785

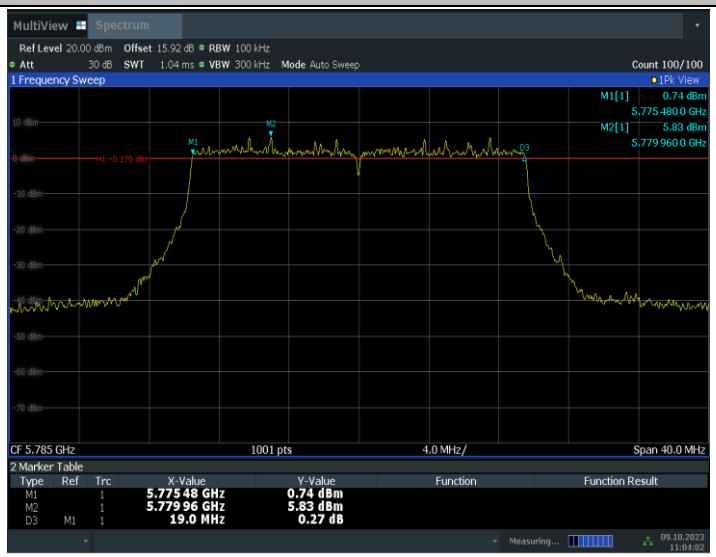

11:04:02 09.10.2023

. ©Copyright. All rights reserved by CTTL.

11BE20MIMO_Ant15_5785
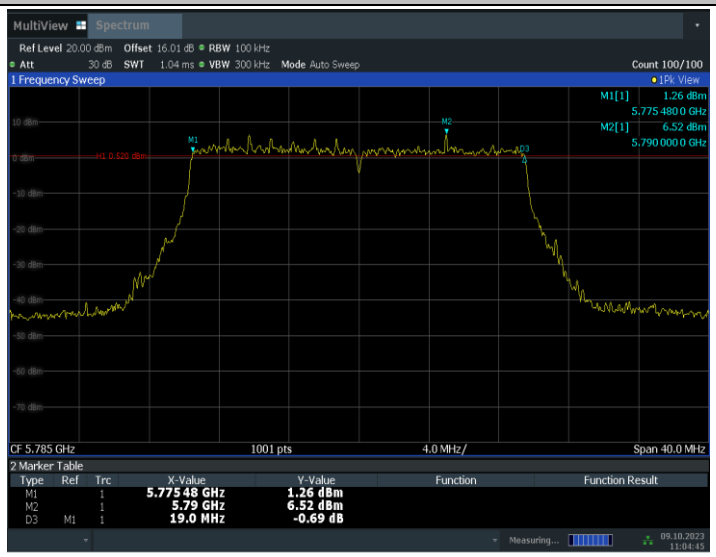

11BE20MIMO_Ant9_5825
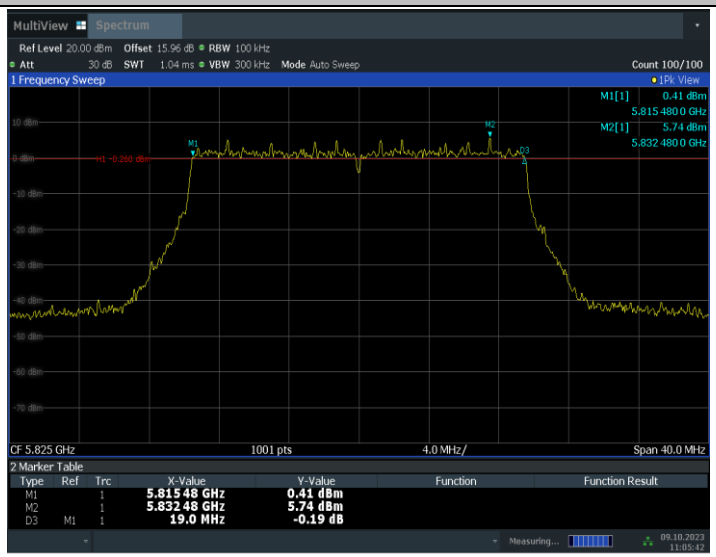

11BE20MIMO_Ant15_5825

. ©Copyright. All rights reserved by CTTL.

11:06:24 09.10.2023

11BE40MIMO_Ant9_5755

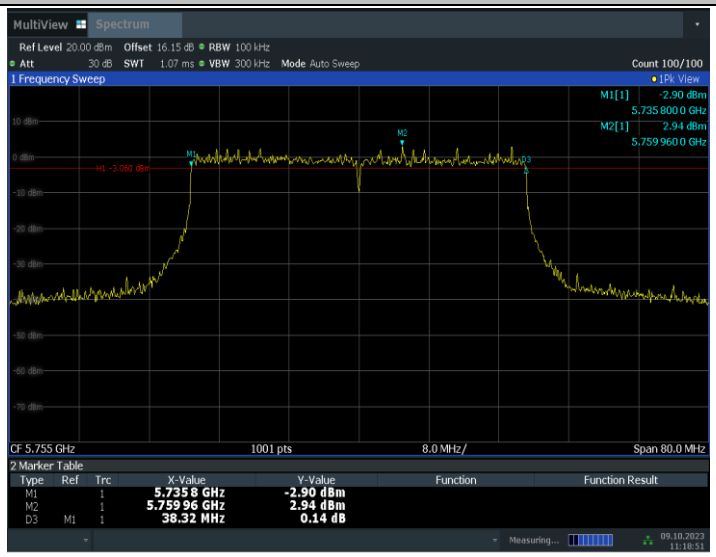

11:18:52 09.10.2023

11BE40MIMO_Ant15_5755

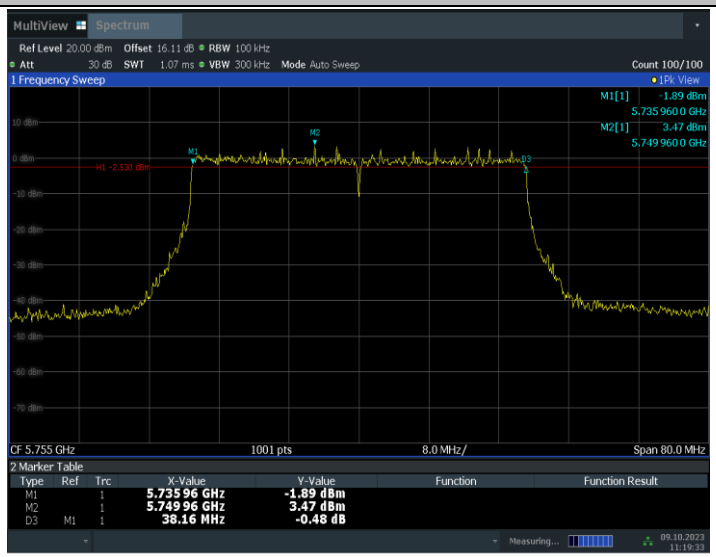

11:19:33 09.10.2023

. ©Copyright. All rights reserved by CTTL.

11BE40MIMO_Ant9_5795
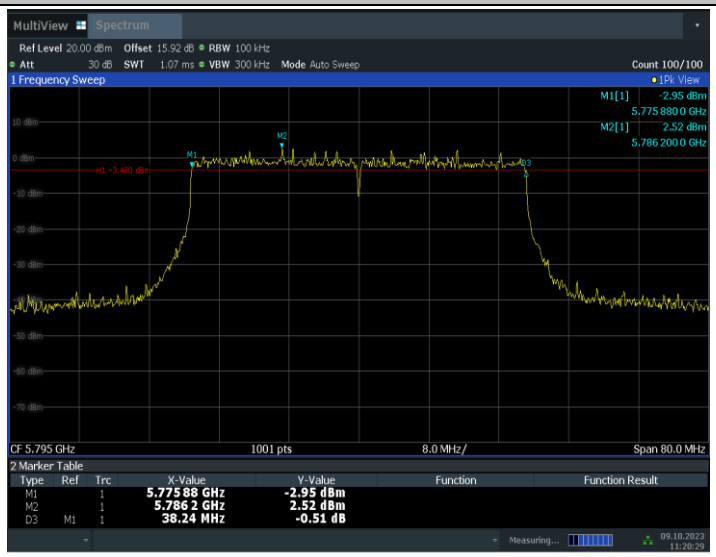

11BE40MIMO_Ant15_5795
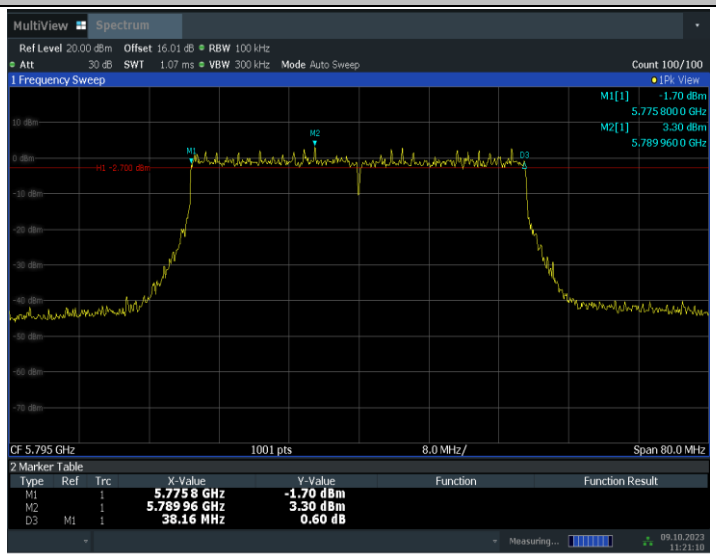

11BE80MIMO_Ant9_5775

. ©Copyright. All rights reserved by CTTL.

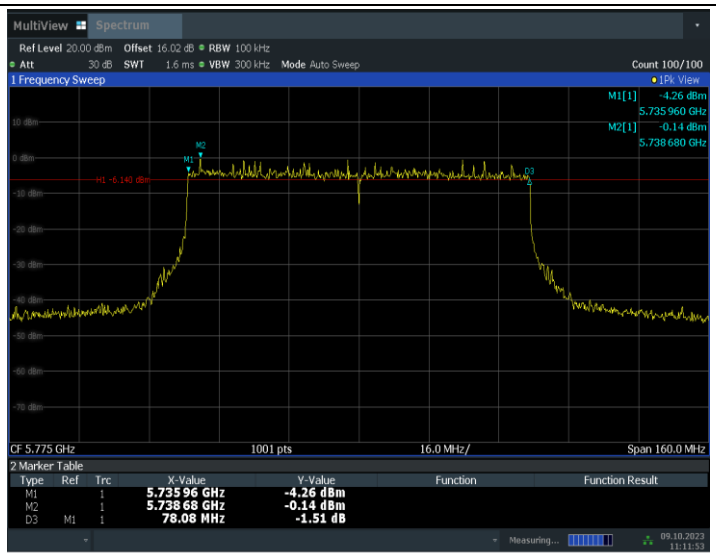

11:11:54 09.10.2023

11BE80MIMO_Ant15_5775

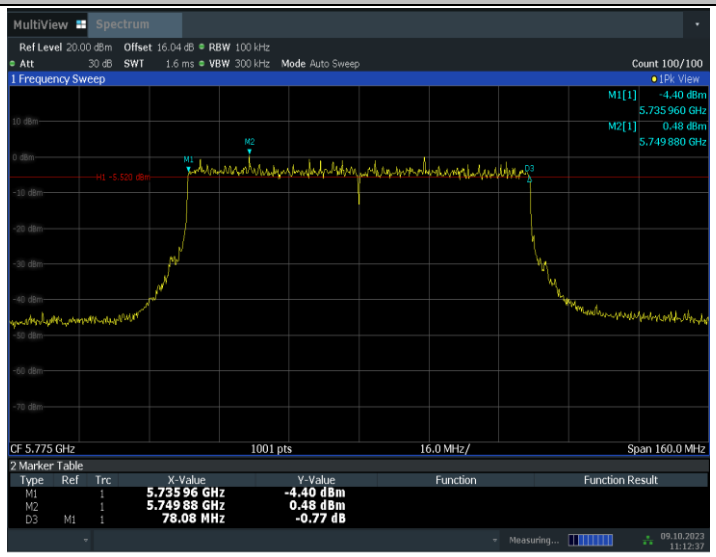

11:12:37 09.10.2023

Conclusion: PASS

. ©Copyright. All rights reserved by CTTL.

A.5. Transmitter Spurious Emission

A.5.1 Transmitter Spurious Emission - Radiated

Measurement Limit:

Standard	Frequency (MHz)	Limit (dBm/MHz)
FCC 47 CFR Part 15.407	5725MHz~5850MHz	< -27

The measurement is made according to ANSI C63.10 .

In addition, radiated emissions which fall in the restricted bands, as defined in § 15.205(a), must also comply with the radiated emission limits specified in § 15.209(a) (see § 15.205(c)).

Limit in restricted band:

Frequency of emission (MHz)	Field strength (uV/m)	Field strength (dBμV/m)	Measurement distance(m)
30-88	100	40.0	3
88-216	150	43.5	3
216-960	200	46.0	3
Above 960	500	54.0	3

Measurement Results:

Note:

A "reference path loss" is established and the A_{Rpl} is the attenuation of “reference path loss”, and including the gain of receive antenna, the gain of the preamplifier, the cable loss.

P_{Mea} is the field strength recorded from the instrument.

. ©Copyright. All rights reserved by CTTL.

Average Results:

802.11a

Channel 149

Frequency (MHz)	Measurement Result (dBuV/m)	Cable Loss (dB)	Antenna Factor (dB/m)	Receiver Reading (dBuV)	Limit (dBuV/m)	Margin (dB)	Antenna Pol. (H/V)
17954.350	43.29	-29.59	45.95	26.93	54.00	10.71	V
17992.300	43.17	-29.59	45.95	26.81	54.00	10.83	V
14475.050	38.73	-29.56	41.90	26.39	54.00	15.27	V
14497.600	38.70	-29.56	41.90	26.36	54.00	15.30	H
11878.500	35.81	-32.73	39.15	29.39	54.00	18.19	V
11770.150	35.65	-32.71	39.20	29.16	54.00	18.35	V

Channel 157

Frequency (MHz)	Measurement Result (dBuV/m)	Cable Loss (dB)	Antenna Factor (dB/m)	Receiver Reading (dBuV)	Limit (dBuV/m)	Margin (dB)	Antenna Pol. (H/V)
17987.900	43.23	-29.59	45.95	26.87	54.00	10.77	V
17986.250	43.16	-29.59	45.95	26.80	54.00	10.84	V
14495.400	38.80	-29.56	41.90	26.46	54.00	15.20	V
14476.700	38.71	-29.56	41.90	26.37	54.00	15.29	H
11857.050	35.83	-32.73	39.15	29.41	54.00	18.17	V
11865.850	35.83	-32.73	39.15	29.41	54.00	18.17	V

Channel 165

Frequency (MHz)	Measurement Result (dBuV/m)	Cable Loss (dB)	Antenna Factor (dB/m)	Receiver Reading (dBuV)	Limit (dBuV/m)	Margin (dB)	Antenna Pol. (H/V)
17982.950	43.66	-29.59	45.95	27.30	54.00	10.34	H
17991.750	43.47	-29.59	45.95	27.11	54.00	10.53	V
14494.850	38.81	-29.56	41.90	26.47	54.00	15.19	H
14499.250	38.60	-29.56	41.90	26.26	54.00	15.40	H
11890.050	35.79	-32.53	39.10	29.22	54.00	18.21	H
11785.000	35.72	-32.09	39.20	28.61	54.00	18.28	V

. ©Copyright. All rights reserved by CTTL.

802.11n-HT20

Channel 149

Frequency (MHz)	Measurement Result (dBuV/m)	Cable Loss (dB)	Antenna Factor (dB/m)	Receiver Reading (dBuV)	Limit (dBuV/m)	Margin (dB)	Antenna Pol. (H/V)
17976.900	43.19	-29.59	45.95	26.83	54.00	10.81	H
17994.500	43.09	-29.59	45.95	26.73	54.00	10.91	H
14491.550	38.49	-29.56	41.90	26.15	54.00	15.51	H
14492.650	38.40	-29.56	41.90	26.06	54.00	15.60	H
11885.100	35.73	-32.53	39.10	29.16	54.00	18.27	V
11760.800	35.57	-32.71	39.20	29.08	54.00	18.43	H

Channel 157

Frequency (MHz)	Measurement Result (dBuV/m)	Cable Loss (dB)	Antenna Factor (dB/m)	Receiver Reading (dBuV)	Limit (dBuV/m)	Margin (dB)	Antenna Pol. (H/V)
17968.100	43.22	-29.59	45.95	26.86	54.00	10.78	V
17957.650	43.21	-29.59	45.95	26.85	54.00	10.79	V
14498.150	38.65	-29.56	41.90	26.31	54.00	15.35	H
14499.800	38.50	-29.56	41.90	26.16	54.00	15.50	H
11765.200	35.64	-32.71	39.20	29.15	54.00	18.36	H
11785.550	35.55	-32.09	39.20	28.44	54.00	18.45	V

Channel 165

Frequency (MHz)	Measurement Result (dBuV/m)	Cable Loss (dB)	Antenna Factor (dB/m)	Receiver Reading (dBuV)	Limit (dBuV/m)	Margin (dB)	Antenna Pol. (H/V)
17975.800	43.24	-29.59	45.95	26.88	54.00	10.76	V
17989.000	43.13	-29.59	45.95	26.77	54.00	10.87	H
14492.650	38.62	-29.56	41.90	26.28	54.00	15.38	H
14491.550	38.54	-29.56	41.90	26.20	54.00	15.46	V
11899.950	35.78	-32.53	39.10	29.21	54.00	18.22	H
11876.300	35.74	-32.73	39.15	29.32	54.00	18.26	H

. ©Copyright. All rights reserved by CTTL.

802.11n-HT40

Channel 151

Frequency (MHz)	Measurement Result (dBuV/m)	Cable Loss (dB)	Antenna Factor (dB/m)	Receiver Reading (dBuV)	Limit (dBuV/m)	Margin (dB)	Antenna Pol. (H/V)
17962.050	43.27	-29.59	45.95	26.91	54.00	10.73	H
17961.500	43.26	-29.59	45.95	26.90	54.00	10.74	V
14491.550	38.55	-29.56	41.90	26.21	54.00	15.45	V
14486.050	38.45	-29.56	41.90	26.11	54.00	15.55	H
11887.300	35.95	-32.53	39.10	29.38	54.00	18.05	V
11921.950	35.69	-32.53	39.10	29.12	54.00	18.31	V

Channel 159

Frequency (MHz)	Measurement Result (dBuV/m)	Cable Loss (dB)	Antenna Factor (dB/m)	Receiver Reading (dBuV)	Limit (dBuV/m)	Margin (dB)	Antenna Pol. (H/V)
17973.600	43.35	-29.59	45.95	26.99	54.00	10.65	V
17996.700	43.29	-29.59	45.95	26.93	54.00	10.71	V
14492.650	38.91	-29.56	41.90	26.57	54.00	15.09	V
14490.450	38.37	-29.56	41.90	26.03	54.00	15.63	V
11906.550	35.56	-32.53	39.10	28.99	54.00	18.44	H
11831.750	35.55	-32.73	39.15	29.13	54.00	18.45	H

802.11ac-VHT20

Channel 149

Frequency (MHz)	Measurement Result (dBuV/m)	Cable Loss (dB)	Antenna Factor (dB/m)	Receiver Reading (dBuV)	Limit (dBuV/m)	Margin (dB)	Antenna Pol. (H/V)
17985.700	43.49	-29.59	45.95	27.13	54.00	10.51	H
17998.350	43.32	-29.59	45.95	26.96	54.00	10.68	H
14497.600	38.77	-29.56	41.90	26.43	54.00	15.23	V
14487.700	38.44	-29.56	41.90	26.10	54.00	15.56	V
11748.700	35.69	-32.71	39.20	29.20	54.00	18.31	V
11774.000	35.66	-32.71	39.20	29.17	54.00	18.34	V

. ©Copyright. All rights reserved by CTTL.

Channel 157

Frequency (MHz)	Measurement Result (dBuV/m)	Cable Loss (dB)	Antenna Factor (dB/m)	Receiver Reading (dBuV)	Limit (dBuV/m)	Margin (dB)	Antenna Pol. (H/V)
17948.300	43.56	-29.59	45.95	27.20	54.00	10.44	H
17962.600	43.15	-29.59	45.95	26.79	54.00	10.85	V
14496.500	38.60	-29.56	41.90	26.26	54.00	15.40	V
14495.400	38.52	-29.56	41.90	26.18	54.00	15.48	H
11853.200	35.97	-32.73	39.15	29.55	54.00	18.03	V
11849.350	35.78	-32.73	39.15	29.36	54.00	18.22	V

Channel 165

Frequency (MHz)	Measurement Result (dBuV/m)	Cable Loss (dB)	Antenna Factor (dB/m)	Receiver Reading (dBuV)	Limit (dBuV/m)	Margin (dB)	Antenna Pol. (H/V)
17979.650	43.55	-29.59	45.95	27.19	54.00	10.45	V
17961.500	43.50	-29.59	45.95	27.14	54.00	10.50	V
14498.700	38.73	-29.56	41.90	26.39	54.00	15.27	V
14488.800	38.60	-29.56	41.90	26.26	54.00	15.40	H
11904.900	35.60	-32.53	39.10	29.03	54.00	18.40	V
11788.850	35.55	-32.09	39.20	28.44	54.00	18.45	V

802.11ac-VHT40

Channel 151

Frequency (MHz)	Measurement Result (dBuV/m)	Cable Loss (dB)	Antenna Factor (dB/m)	Receiver Reading (dBuV)	Limit (dBuV/m)	Margin (dB)	Antenna Pol. (H/V)
17969.200	43.55	-29.59	45.95	27.19	54.00	10.45	H
17994.500	43.05	-29.59	45.95	26.69	54.00	10.95	H
14497.050	38.62	-29.56	41.90	26.28	54.00	15.38	V
14489.350	38.57	-29.56	41.90	26.23	54.00	15.43	V
11905.450	35.57	-32.53	39.10	29.00	54.00	18.43	H
11770.150	35.49	-32.71	39.20	29.00	54.00	18.51	H

. ©Copyright. All rights reserved by CTTL.

Channel 159

Frequency (MHz)	Measurement Result (dBuV/m)	Cable Loss (dB)	Antenna Factor (dB/m)	Receiver Reading (dBuV)	Limit (dBuV/m)	Margin (dB)	Antenna Pol. (H/V)
17943.900	43.16	-29.59	45.95	26.80	54.00	10.84	V
17996.150	43.16	-29.59	45.95	26.80	54.00	10.84	V
14494.850	38.45	-29.56	41.90	26.11	54.00	15.55	V
14493.750	38.38	-29.56	41.90	26.04	54.00	15.62	V
11777.850	35.79	-32.71	39.20	29.30	54.00	18.21	V
11888.400	35.76	-32.53	39.10	29.19	54.00	18.24	V

802.11ac-VHT80

Channel 155

Frequency (MHz)	Measurement Result (dBuV/m)	Cable Loss (dB)	Antenna Factor (dB/m)	Receiver Reading (dBuV)	Limit (dBuV/m)	Margin (dB)	Antenna Pol. (H/V)
17970.300	43.30	-29.59	45.95	26.94	54.00	10.70	V
17975.250	43.26	-29.59	45.95	26.90	54.00	10.74	H
14491.000	38.65	-29.56	41.90	26.31	54.00	15.35	V
14492.100	38.48	-29.56	41.90	26.14	54.00	15.52	V
11866.400	35.55	-32.73	39.15	29.13	54.00	18.45	V
11890.050	35.46	-32.53	39.10	28.89	54.00	18.54	V

802.11ax-HT20 full RU

Channel 149

Frequency (MHz)	Measurement Result (dBuV/m)	Cable Loss (dB)	Antenna Factor (dB/m)	Receiver Reading (dBuV)	Limit (dBuV/m)	Margin (dB)	Antenna Pol. (H/V)
17965.900	43.31	-29.59	45.95	26.95	54.00	10.69	V
17954.350	43.28	-29.59	45.95	26.92	54.00	10.72	V
14483.850	38.68	-29.56	41.90	26.34	54.00	15.32	V
14499.800	38.64	-29.56	41.90	26.30	54.00	15.36	H
11858.150	35.63	-32.73	39.15	29.21	54.00	18.37	V
11837.250	35.62	-32.73	39.15	29.20	54.00	18.38	V

. ©Copyright. All rights reserved by CTTL.

Channel 157

Frequency (MHz)	Measurement Result (dBuV/m)	Cable Loss (dB)	Antenna Factor (dB/m)	Receiver Reading (dBuV)	Limit (dBuV/m)	Margin (dB)	Antenna Pol. (H/V)
17971.400	43.37	-29.59	45.95	27.01	54.00	10.63	H
17973.600	43.32	-29.59	45.95	26.96	54.00	10.68	H
14482.200	38.41	-29.56	41.90	26.07	54.00	15.59	V
14494.850	38.41	-29.56	41.90	26.07	54.00	15.59	V
11786.650	35.62	-32.09	39.20	28.51	54.00	18.38	V
11896.100	35.58	-32.53	39.10	29.01	54.00	18.42	V

Channel 165

Frequency (MHz)	Measurement Result (dBuV/m)	Cable Loss (dB)	Antenna Factor (dB/m)	Receiver Reading (dBuV)	Limit (dBuV/m)	Margin (dB)	Antenna Pol. (H/V)
17994.500	43.18	-29.59	45.95	26.82	54.00	10.82	V
17959.850	43.16	-29.59	45.95	26.80	54.00	10.84	V
14498.700	38.49	-29.56	41.90	26.15	54.00	15.51	V
14499.800	38.49	-29.56	41.90	26.15	54.00	15.51	V
11781.150	35.78	-32.71	39.20	29.29	54.00	18.22	H
11860.350	35.73	-32.73	39.15	29.31	54.00	18.27	V

802.11ax-HT40 full RU

Channel 151

Frequency (MHz)	Measurement Result (dBuV/m)	Cable Loss (dB)	Antenna Factor (dB/m)	Receiver Reading (dBuV)	Limit (dBuV/m)	Margin (dB)	Antenna Pol. (H/V)
17949.950	43.44	-29.59	45.95	27.08	54.00	10.56	V
17996.150	43.43	-29.59	45.95	27.07	54.00	10.57	V
14497.600	38.86	-29.56	41.90	26.52	54.00	15.14	H
14483.850	38.77	-29.56	41.90	26.43	54.00	15.23	V
11911.500	35.81	-32.53	39.10	29.24	54.00	18.19	V
11871.900	35.73	-32.73	39.15	29.31	54.00	18.27	V

. ©Copyright. All rights reserved by CTTL.

Channel 159

Frequency (MHz)	Measurement Result (dBuV/m)	Cable Loss (dB)	Antenna Factor (dB/m)	Receiver Reading (dBuV)	Limit (dBuV/m)	Margin (dB)	Antenna Pol. (H/V)
17996.700	43.20	-29.59	45.95	26.84	54.00	10.80	V
17974.150	43.19	-29.59	45.95	26.83	54.00	10.81	V
14491.000	38.59	-29.56	41.90	26.25	54.00	15.41	V
14499.800	38.56	-29.56	41.90	26.22	54.00	15.44	V
11847.700	35.62	-32.73	39.15	29.20	54.00	18.38	V
11771.250	35.59	-32.71	39.20	29.10	54.00	18.41	V

802.11ax-HT80 full RU

Channel 155

Frequency (MHz)	Measurement Result (dBuV/m)	Cable Loss (dB)	Antenna Factor (dB/m)	Receiver Reading (dBuV)	Limit (dBuV/m)	Margin (dB)	Antenna Pol. (H/V)
17976.350	43.43	-29.59	45.95	27.07	54.00	10.57	V
17984.600	43.39	-29.59	45.95	27.03	54.00	10.61	V
14499.250	38.80	-29.56	41.90	26.46	54.00	15.20	H
14497.600	38.71	-29.56	41.90	26.37	54.00	15.29	H
11852.650	35.82	-32.73	39.15	29.40	54.00	18.18	V
11772.350	35.68	-32.71	39.20	29.19	54.00	18.32	V

. ©Copyright. All rights reserved by CTTL.

802.11be-HT20 full RU

Channel 149

Frequency (MHz)	Measurement Result (dBuV/m)	Cable Loss (dB)	Antenna Factor (dB/m)	Receiver Reading (dBuV)	Limit (dBuV/m)	Margin (dB)	Antenna Pol. (H/V)
17992.300	43.19	-29.59	45.95	26.83	54.00	10.81	V
17956.000	43.09	-29.59	45.95	26.73	54.00	10.91	V
14492.650	38.76	-29.56	41.90	26.42	54.00	15.24	H
14493.750	38.59	-29.56	41.90	26.25	54.00	15.41	V
11774.000	35.84	-32.71	39.20	29.35	54.00	18.16	H
11884.550	35.84	-32.53	39.10	29.27	54.00	18.16	H

Channel 157

Frequency (MHz)	Measurement Result (dBuV/m)	Cable Loss (dB)	Antenna Factor (dB/m)	Receiver Reading (dBuV)	Limit (dBuV/m)	Margin (dB)	Antenna Pol. (H/V)
17994.500	43.41	-29.59	45.95	27.05	54.00	10.59	V
17973.050	43.29	-29.59	45.95	26.93	54.00	10.71	H
14498.700	38.44	-29.56	41.90	26.10	54.00	15.56	V
14489.900	38.41	-29.56	41.90	26.07	54.00	15.59	V
11884.550	35.84	-32.53	39.10	29.27	54.00	18.16	H
11862.000	35.77	-32.73	39.15	29.35	54.00	18.23	V

Channel 165

Frequency (MHz)	Measurement Result (dBuV/m)	Cable Loss (dB)	Antenna Factor (dB/m)	Receiver Reading (dBuV)	Limit (dBuV/m)	Margin (dB)	Antenna Pol. (H/V)
17990.650	43.46	-29.59	45.95	27.10	54.00	10.54	V
17989.550	43.36	-29.59	45.95	27.00	54.00	10.64	H
14492.100	38.70	-29.56	41.90	26.36	54.00	15.30	V
14499.800	38.61	-29.56	41.90	26.27	54.00	15.39	H
11907.650	35.72	-32.53	39.10	29.15	54.00	18.28	V
11865.300	35.58	-32.73	39.15	29.16	54.00	18.42	V

. ©Copyright. All rights reserved by CTTL.

802.11be-HT40 full RU

Channel 151

Frequency (MHz)	Measurement Result (dBuV/m)	Cable Loss (dB)	Antenna Factor (dB/m)	Receiver Reading (dBuV)	Limit (dBuV/m)	Margin (dB)	Antenna Pol. (H/V)
17990.100	43.29	-29.59	45.95	26.93	54.00	10.71	V
17967.000	43.16	-29.59	45.95	26.80	54.00	10.84	V
14492.100	38.45	-29.56	41.90	26.11	54.00	15.55	V
14478.900	38.39	-29.56	41.90	26.05	54.00	15.61	V
11886.200	35.60	-32.53	39.10	29.03	54.00	18.40	V
11765.200	35.48	-32.71	39.20	28.99	54.00	18.52	V

Channel 159

Frequency (MHz)	Measurement Result (dBuV/m)	Cable Loss (dB)	Antenna Factor (dB/m)	Receiver Reading (dBuV)	Limit (dBuV/m)	Margin (dB)	Antenna Pol. (H/V)
17989.000	43.63	-29.59	45.95	27.27	54.00	10.37	V
17976.900	43.46	-29.59	45.95	27.10	54.00	10.54	V
14498.700	38.79	-29.56	41.90	26.45	54.00	15.21	V
14494.300	38.78	-29.56	41.90	26.44	54.00	15.22	V
11904.350	35.76	-32.53	39.10	29.19	54.00	18.24	V
11852.100	35.72	-32.73	39.15	29.30	54.00	18.28	V

802.11be-HT80 full RU

Channel 155

Frequency (MHz)	Measurement Result (dBuV/m)	Cable Loss (dB)	Antenna Factor (dB/m)	Receiver Reading (dBuV)	Limit (dBuV/m)	Margin (dB)	Antenna Pol. (H/V)
17969.200	43.40	-29.59	45.95	27.04	54.00	10.60	V
17968.100	43.31	-29.59	45.95	26.95	54.00	10.69	H
14498.700	38.96	-29.56	41.90	26.62	54.00	15.04	V
14492.650	38.51	-29.56	41.90	26.17	54.00	15.49	V
11782.800	35.86	-32.09	39.20	28.75	54.00	18.14	V
11890.050	35.59	-32.53	39.10	29.02	54.00	18.41	V

. ©Copyright. All rights reserved by CTTL.

802.11ax-HT20 partial RU

Channel 149

Frequency (MHz)	Measurement Result (dBuV/m)	Cable Loss (dB)	Antenna Factor (dB/m)	Receiver Reading (dBuV)	Limit (dBuV/m)	Margin (dB)	Antenna Pol. (H/V)
17951.600	43.85	-29.59	45.95	27.49	54.00	10.15	V
17993.950	43.76	-29.59	45.95	27.40	54.00	10.24	V
14498.700	38.75	-29.56	41.90	26.41	54.00	15.25	V
14493.200	38.71	-29.56	41.90	26.37	54.00	15.29	V
11866.950	35.95	-32.73	39.15	29.53	54.00	18.05	V
11885.650	35.75	-32.53	39.10	29.18	54.00	18.25	H

Channel 157

Frequency (MHz)	Measurement Result (dBuV/m)	Cable Loss (dB)	Antenna Factor (dB/m)	Receiver Reading (dBuV)	Limit (dBuV/m)	Margin (dB)	Antenna Pol. (H/V)
17978.000	43.51	-29.59	45.95	27.15	54.00	10.49	V
17987.900	43.50	-29.59	45.95	27.14	54.00	10.50	V
14499.250	39.06	-29.56	41.90	26.72	54.00	14.94	V
14494.850	38.74	-29.56	41.90	26.40	54.00	15.26	V
11908.750	36.12	-32.53	39.10	29.55	54.00	17.88	V
11890.600	35.89	-32.53	39.10	29.32	54.00	18.11	H

Channel 165

Frequency (MHz)	Measurement Result (dBuV/m)	Cable Loss (dB)	Antenna Factor (dB/m)	Receiver Reading (dBuV)	Limit (dBuV/m)	Margin (dB)	Antenna Pol. (H/V)
17976.350	43.59	-29.59	45.95	27.23	54.00	10.41	V
17993.950	43.43	-29.59	45.95	27.07	54.00	10.57	V
14495.400	38.75	-29.56	41.90	26.41	54.00	15.25	H
14492.100	38.70	-29.56	41.90	26.36	54.00	15.30	V
11821.300	35.84	-32.09	39.20	28.73	54.00	18.16	V
11873.000	35.67	-32.73	39.15	29.25	54.00	18.33	H

. ©Copyright. All rights reserved by CTTL.

802.11ax-HT40 partial RU

Channel 151

Frequency (MHz)	Measurement Result (dBuV/m)	Cable Loss (dB)	Antenna Factor (dB/m)	Receiver Reading (dBuV)	Limit (dBuV/m)	Margin (dB)	Antenna Pol. (H/V)
17975.250	43.57	-29.59	45.95	27.21	54.00	10.43	H
17986.800	43.57	-29.59	45.95	27.21	54.00	10.43	V
14497.050	38.93	-29.56	41.90	26.59	54.00	15.07	V
14494.300	38.78	-29.56	41.90	26.44	54.00	15.22	H
11770.150	36.01	-32.71	39.20	29.52	54.00	17.99	V
11784.450	35.85	-32.09	39.20	28.74	54.00	18.15	V

Channel 159

Frequency (MHz)	Measurement Result (dBuV/m)	Cable Loss (dB)	Antenna Factor (dB/m)	Receiver Reading (dBuV)	Limit (dBuV/m)	Margin (dB)	Antenna Pol. (H/V)
17992.850	43.57	-29.59	45.95	27.21	54.00	10.43	V
17964.250	43.51	-29.59	45.95	27.15	54.00	10.49	V
14488.800	38.65	-29.56	41.90	26.31	54.00	15.35	V
14498.700	38.58	-29.56	41.90	26.24	54.00	15.42	V
11846.600	35.69	-32.73	39.15	29.27	54.00	18.31	H
11886.750	35.65	-32.53	39.10	29.08	54.00	18.35	H

802.11ax-HT80 partial RU

Channel 155

Frequency (MHz)	Measurement Result (dBuV/m)	Cable Loss (dB)	Antenna Factor (dB/m)	Receiver Reading (dBuV)	Limit (dBuV/m)	Margin (dB)	Antenna Pol. (H/V)
17953.250	43.58	-29.59	45.95	27.22	54.00	10.42	V
17973.050	43.46	-29.59	45.95	27.10	54.00	10.54	V
14488.800	38.87	-29.56	41.90	26.53	54.00	15.13	V
14495.400	38.74	-29.56	41.90	26.40	54.00	15.26	V
11884.000	35.94	-32.53	39.10	29.37	54.00	18.06	V
11907.650	35.92	-32.53	39.10	29.35	54.00	18.08	V

. ©Copyright. All rights reserved by CTTL.

802.11be-HT20 partial RU

Channel 149

Frequency (MHz)	Measurement Result (dBuV/m)	Cable Loss (dB)	Antenna Factor (dB/m)	Receiver Reading (dBuV)	Limit (dBuV/m)	Margin (dB)	Antenna Pol. (H/V)
17959.300	43.54	-29.59	45.95	27.18	54.00	10.46	V
17960.400	43.45	-29.59	45.95	27.09	54.00	10.55	H
14495.950	38.72	-29.56	41.90	26.38	54.00	15.28	V
14499.250	38.61	-29.56	41.90	26.27	54.00	15.39	V
11881.800	36.08	-32.53	39.10	29.51	54.00	17.92	V
11881.250	35.74	-32.53	39.10	29.17	54.00	18.26	H

Channel 157

Frequency (MHz)	Measurement Result (dBuV/m)	Cable Loss (dB)	Antenna Factor (dB/m)	Receiver Reading (dBuV)	Limit (dBuV/m)	Margin (dB)	Antenna Pol. (H/V)
17984.600	43.36	-29.59	45.95	27.00	54.00	10.64	V
17931.250	43.32	-29.59	45.95	26.96	54.00	10.68	H
14478.900	38.88	-29.56	41.90	26.54	54.00	15.12	V
14499.250	38.84	-29.56	41.90	26.50	54.00	15.16	H
11770.700	35.80	-32.71	39.20	29.31	54.00	18.20	V
11910.950	35.68	-32.53	39.10	29.11	54.00	18.32	V

Channel 165

Frequency (MHz)	Measurement Result (dBuV/m)	Cable Loss (dB)	Antenna Factor (dB/m)	Receiver Reading (dBuV)	Limit (dBuV/m)	Margin (dB)	Antenna Pol. (H/V)
17935.100	43.52	-29.59	45.95	27.16	54.00	10.48	V
17957.100	43.44	-29.59	45.95	27.08	54.00	10.56	V
14490.450	38.73	-29.56	41.90	26.39	54.00	15.27	V
14499.800	38.62	-29.56	41.90	26.28	54.00	15.38	V
11887.850	35.81	-32.53	39.10	29.24	54.00	18.19	V
11861.450	35.68	-32.73	39.15	29.26	54.00	18.32	V

. ©Copyright. All rights reserved by CTTL.

802.11be-HT40 partial RU

Channel 151

Frequency (MHz)	Measurement Result (dBuV/m)	Cable Loss (dB)	Antenna Factor (dB/m)	Receiver Reading (dBuV)	Limit (dBuV/m)	Margin (dB)	Antenna Pol. (H/V)
17951.600	43.60	-29.59	45.95	27.24	54.00	10.40	H
17941.700	43.47	-29.59	45.95	27.11	54.00	10.53	H
14497.600	38.82	-29.56	41.90	26.48	54.00	15.18	V
14495.400	38.58	-29.56	41.90	26.24	54.00	15.42	V
11863.650	35.84	-32.73	39.15	29.42	54.00	18.16	V
11865.850	35.75	-32.73	39.15	29.33	54.00	18.25	V

Channel 159

Frequency (MHz)	Measurement Result (dBuV/m)	Cable Loss (dB)	Antenna Factor (dB/m)	Receiver Reading (dBuV)	Limit (dBuV/m)	Margin (dB)	Antenna Pol. (H/V)
17995.050	43.62	-29.59	45.95	27.26	54.00	10.38	H
17975.250	43.47	-29.59	45.95	27.11	54.00	10.53	V
14499.250	39.26	-29.56	41.90	26.92	54.00	14.74	V
14488.800	38.95	-29.56	41.90	26.61	54.00	15.05	V
11897.200	35.76	-32.53	39.10	29.19	54.00	18.24	V
11883.450	35.70	-32.53	39.10	29.13	54.00	18.30	V

802.11be-HT80 partial RU

Channel 155

Frequency (MHz)	Measurement Result (dBuV/m)	Cable Loss (dB)	Antenna Factor (dB/m)	Receiver Reading (dBuV)	Limit (dBuV/m)	Margin (dB)	Antenna Pol. (H/V)
17951.600	43.48	-29.59	45.95	27.12	54.00	10.52	V
17967.550	43.44	-29.59	45.95	27.08	54.00	10.56	V
14493.200	38.75	-29.56	41.90	26.41	54.00	15.25	V
14494.300	38.72	-29.56	41.90	26.38	54.00	15.28	H
11857.050	35.86	-32.73	39.15	29.44	54.00	18.14	V
11890.050	35.81	-32.53	39.10	29.24	54.00	18.19	V

. ©Copyright. All rights reserved by CTTL.

Peak Results：

802.11a

Channel 149

Frequency (MHz)	Measurement Result (dBuV/m)	Cable Loss (dB)	Antenna Factor (dB/m)	Receiver Reading (dBuV)	Limit (dBuV/m)	Margin (dB)	Antenna Pol. (H/V)
17968.100	55.42	-29.59	45.95	39.06	74.00	18.58	V
17926.300	54.79	-29.59	45.95	38.43	74.00	19.21	H
14179.700	50.20	-30.42	41.70	38.92	68.20	18.00	H
14594.400	50.10	-29.14	41.90	37.34	68.20	18.10	H
11913.150	47.00	-32.53	39.10	40.43	74.00	27.00	H
11772.900	46.82	-32.71	39.20	40.33	74.00	27.18	V

Channel 157

Frequency (MHz)	Measurement Result (dBuV/m)	Cable Loss (dB)	Antenna Factor (dB/m)	Receiver Reading (dBuV)	Limit (dBuV/m)	Margin (dB)	Antenna Pol. (H/V)
17912.000	53.92	-29.59	45.95	37.56	74.00	20.08	V
17958.750	53.70	-29.59	45.95	37.34	74.00	20.30	V
14712.650	50.54	-30.13	41.35	39.32	68.20	17.66	V
14473.950	50.23	-29.56	41.90	37.89	74.00	23.77	H
11862.000	46.63	-32.73	39.15	40.21	74.00	27.37	V
11891.150	46.52	-32.53	39.10	39.95	74.00	27.48	V

Channel 165

Frequency (MHz)	Measurement Result (dBuV/m)	Cable Loss (dB)	Antenna Factor (dB/m)	Receiver Reading (dBuV)	Limit (dBuV/m)	Margin (dB)	Antenna Pol. (H/V)
17955.450	54.78	-29.59	45.95	38.42	74.00	19.22	H
17909.250	54.08	-29.59	45.95	37.72	74.00	19.92	V
14596.600	51.10	-29.14	41.90	38.34	68.20	17.10	V
14111.500	50.02	-30.93	41.70	39.24	68.20	18.18	V
11910.400	47.22	-32.53	39.10	40.65	74.00	26.78	H
11893.900	46.98	-32.53	39.10	40.41	74.00	27.02	V

. ©Copyright. All rights reserved by CTTL.

802.11n-HT20

Channel 149

Frequency (MHz)	Measurement Result (dBuV/m)	Cable Loss (dB)	Antenna Factor (dB/m)	Receiver Reading (dBuV)	Limit (dBuV/m)	Margin (dB)	Antenna Pol. (H/V)
17964.800	55.00	-29.59	45.95	38.64	74.00	19.00	V
17998.350	54.43	-29.59	45.95	38.07	74.00	19.57	V
14208.850	51.02	-30.75	41.75	40.02	68.20	17.18	V
14704.400	50.34	-30.13	41.35	39.12	68.20	17.86	H
11441.800	46.62	-33.09	39.05	40.66	74.00	27.38	V
11915.350	46.38	-32.53	39.10	39.81	74.00	27.62	V

Channel 157

Frequency (MHz)	Measurement Result (dBuV/m)	Cable Loss (dB)	Antenna Factor (dB/m)	Receiver Reading (dBuV)	Limit (dBuV/m)	Margin (dB)	Antenna Pol. (H/V)
17985.700	54.64	-29.59	45.95	38.28	74.00	19.36	V
17991.750	54.45	-29.59	45.95	38.09	74.00	19.55	V
14595.500	50.61	-29.14	41.90	37.85	68.20	17.59	V
14558.650	50.57	-29.14	41.90	37.81	68.20	17.63	V
11772.900	46.86	-32.71	39.20	40.37	74.00	27.14	H
11856.500	46.85	-32.73	39.15	40.43	74.00	27.15	V

Channel 165

Frequency (MHz)	Measurement Result (dBuV/m)	Cable Loss (dB)	Antenna Factor (dB/m)	Receiver Reading (dBuV)	Limit (dBuV/m)	Margin (dB)	Antenna Pol. (H/V)
17921.900	54.15	-29.59	45.95	37.79	74.00	19.85	V
17968.100	54.09	-29.59	45.95	37.73	74.00	19.91	V
14580.100	50.53	-29.14	41.90	37.77	68.20	17.67	H
14563.600	50.41	-29.14	41.90	37.65	68.20	17.79	H
11803.150	47.11	-32.09	39.20	40.00	74.00	26.89	V
11781.700	46.76	-32.71	39.20	40.27	74.00	27.24	V

. ©Copyright. All rights reserved by CTTL.

802.11n-HT40

Channel 151

Frequency (MHz)	Measurement Result (dBuV/m)	Cable Loss (dB)	Antenna Factor (dB/m)	Receiver Reading (dBuV)	Limit (dBuV/m)	Margin (dB)	Antenna Pol. (H/V)
17967.550	54.98	-29.59	45.95	38.62	74.00	19.02	H
17905.950	54.80	-29.59	45.95	38.44	74.00	19.20	H
14547.650	51.25	-30.55	41.90	39.90	68.20	16.95	H
14578.450	51.02	-29.14	41.90	38.26	68.20	17.18	V
11790.500	46.71	-32.09	39.20	39.60	74.00	27.29	H
11881.800	46.18	-32.53	39.10	39.61	74.00	27.82	V

Channel 159

Frequency (MHz)	Measurement Result (dBuV/m)	Cable Loss (dB)	Antenna Factor (dB/m)	Receiver Reading (dBuV)	Limit (dBuV/m)	Margin (dB)	Antenna Pol. (H/V)
17994.500	54.37	-29.59	45.95	38.01	74.00	19.63	V
17984.050	54.29	-29.59	45.95	37.93	74.00	19.71	H
14594.950	51.50	-29.14	41.90	38.74	68.20	16.70	V
14199.500	50.09	-30.42	41.70	38.81	68.20	18.11	V
11824.050	47.55	-32.09	39.20	40.44	74.00	26.45	H
11746.500	47.02	-32.71	39.20	40.53	74.00	26.98	H

802.11ac-VHT20

Channel 149

Frequency (MHz)	Measurement Result (dBuV/m)	Cable Loss (dB)	Antenna Factor (dB/m)	Receiver Reading (dBuV)	Limit (dBuV/m)	Margin (dB)	Antenna Pol. (H/V)
17944.450	54.13	-29.59	45.95	37.77	74.00	19.87	V
17972.500	54.10	-29.59	45.95	37.74	74.00	19.90	V
14563.600	51.81	-29.14	41.90	39.05	68.20	16.39	H
14615.300	50.07	-30.67	41.70	39.04	68.20	18.13	V
11826.800	46.74	-32.09	39.20	39.63	74.00	27.26	V
11898.850	46.55	-32.53	39.10	39.98	74.00	27.45	H

. ©Copyright. All rights reserved by CTTL.

Channel 157

Frequency (MHz)	Measurement Result (dBuV/m)	Cable Loss (dB)	Antenna Factor (dB/m)	Receiver Reading (dBuV)	Limit (dBuV/m)	Margin (dB)	Antenna Pol. (H/V)
17974.150	54.23	-29.59	45.95	37.87	74.00	19.77	V
17936.750	54.21	-29.59	45.95	37.85	74.00	19.79	H
14711.000	51.13	-30.13	41.35	39.91	68.20	17.07	H
14584.500	50.86	-29.14	41.90	38.10	68.20	17.34	V
9108.700	47.13	-34.52	37.70	43.95	74.00	26.87	V
11897.750	46.75	-32.53	39.10	40.18	74.00	27.25	H

Channel 165

Frequency (MHz)	Measurement Result (dBuV/m)	Cable Loss (dB)	Antenna Factor (dB/m)	Receiver Reading (dBuV)	Limit (dBuV/m)	Margin (dB)	Antenna Pol. (H/V)
17963.150	54.02	-29.59	45.95	37.66	74.00	19.98	V
17942.800	53.85	-29.59	45.95	37.49	74.00	20.15	V
14592.750	50.24	-29.14	41.90	37.48	68.20	17.96	V
14590.550	50.04	-29.14	41.90	37.28	68.20	18.16	H
11887.850	46.63	-32.53	39.10	40.06	74.00	27.37	V
11235.000	46.44	-32.42	38.60	40.26	74.00	27.56	V

802.11ac-VHT40

Channel 151

Frequency (MHz)	Measurement Result (dBuV/m)	Cable Loss (dB)	Antenna Factor (dB/m)	Receiver Reading (dBuV)	Limit (dBuV/m)	Margin (dB)	Antenna Pol. (H/V)
17945.000	54.36	-29.59	45.95	38.00	74.00	19.64	V
17995.600	54.06	-29.59	45.95	37.70	74.00	19.94	H
14605.400	50.92	-30.67	41.70	39.89	68.20	17.28	V
14696.150	50.21	-30.04	41.50	38.75	68.20	17.99	H
11774.550	46.80	-32.71	39.20	40.31	74.00	27.20	H
11782.800	46.73	-32.09	39.20	39.62	74.00	27.27	V

. ©Copyright. All rights reserved by CTTL.

Channel 159

Frequency (MHz)	Measurement Result (dBuV/m)	Cable Loss (dB)	Antenna Factor (dB/m)	Receiver Reading (dBuV)	Limit (dBuV/m)	Margin (dB)	Antenna Pol. (H/V)
17976.900	54.59	-29.59	45.95	38.23	74.00	19.41	V
17880.650	53.96	-29.59	45.95	37.60	74.00	20.04	V
14575.150	50.56	-29.14	41.90	37.80	68.20	17.64	V
14593.850	50.36	-29.14	41.90	37.60	68.20	17.84	V
11836.700	47.38	-32.73	39.15	40.96	74.00	26.62	H
11785.550	46.88	-32.09	39.20	39.77	74.00	27.12	H

802.11ac-VHT80

Channel 155

Frequency (MHz)	Measurement Result (dBuV/m)	Cable Loss (dB)	Antenna Factor (dB/m)	Receiver Reading (dBuV)	Limit (dBuV/m)	Margin (dB)	Antenna Pol. (H/V)
17976.350	54.41	-29.59	45.95	38.05	74.00	19.59	V
17964.800	54.02	-29.59	45.95	37.66	74.00	19.98	H
14599.350	51.08	-29.14	41.90	38.32	68.20	17.12	H
14601.550	50.50	-29.14	41.90	37.74	68.20	17.70	V
11735.500	46.67	-32.71	39.20	40.18	74.00	27.33	H
11837.250	46.43	-32.73	39.15	40.01	74.00	27.57	V

802.11ax-HT20 full RU

Channel 149

Frequency (MHz)	Measurement Result (dBuV/m)	Cable Loss (dB)	Antenna Factor (dB/m)	Receiver Reading (dBuV)	Limit (dBuV/m)	Margin (dB)	Antenna Pol. (H/V)
17948.850	54.09	-29.59	45.95	37.73	74.00	19.91	H
17919.150	53.61	-29.59	45.95	37.25	74.00	20.39	V
14603.200	51.67	-29.14	41.90	38.91	68.20	16.53	V
14681.300	50.30	-30.04	41.50	38.84	68.20	17.90	H
11915.900	46.68	-32.53	39.10	40.11	74.00	27.32	V
11790.500	46.45	-32.09	39.20	39.34	74.00	27.55	H

. ©Copyright. All rights reserved by CTTL.

Channel 157

Frequency (MHz)	Measurement Result (dBuV/m)	Cable Loss (dB)	Antenna Factor (dB/m)	Receiver Reading (dBuV)	Limit (dBuV/m)	Margin (dB)	Antenna Pol. (H/V)
17974.700	54.24	-29.59	45.95	37.88	74.00	19.76	V
17948.300	54.10	-29.59	45.95	37.74	74.00	19.90	V
14574.600	50.24	-29.14	41.90	37.48	68.20	17.96	V
14588.350	50.18	-29.14	41.90	37.42	68.20	18.02	V
11777.850	48.07	-32.71	39.20	41.58	74.00	25.93	H
11772.350	46.43	-32.71	39.20	39.94	74.00	27.57	V

Channel 165

Frequency (MHz)	Measurement Result (dBuV/m)	Cable Loss (dB)	Antenna Factor (dB/m)	Receiver Reading (dBuV)	Limit (dBuV/m)	Margin (dB)	Antenna Pol. (H/V)
17996.700	54.22	-29.59	45.95	37.86	74.00	19.78	H
17975.250	53.77	-29.59	45.95	37.41	74.00	20.23	V
14691.200	50.39	-30.04	41.50	38.93	68.20	17.81	H
14583.400	50.17	-29.14	41.90	37.41	68.20	18.03	V
11893.350	47.65	-32.53	39.10	41.08	74.00	26.35	H
11785.000	47.06	-32.09	39.20	39.95	74.00	26.94	V

802.11ax-HT40 full RU

Channel 151

Frequency (MHz)	Measurement Result (dBuV/m)	Cable Loss (dB)	Antenna Factor (dB/m)	Receiver Reading (dBuV)	Limit (dBuV/m)	Margin (dB)	Antenna Pol. (H/V)
17991.750	54.23	-29.59	45.95	37.87	74.00	19.77	H
17990.650	53.95	-29.59	45.95	37.59	74.00	20.05	V
14589.450	50.97	-29.14	41.90	38.21	68.20	17.23	H
14558.650	50.58	-29.14	41.90	37.82	68.20	17.62	V
11777.300	46.68	-32.71	39.20	40.19	74.00	27.32	H
11753.650	46.45	-32.71	39.20	39.96	74.00	27.55	V

. ©Copyright. All rights reserved by CTTL.

Channel 159

Frequency (MHz)	Measurement Result (dBuV/m)	Cable Loss (dB)	Antenna Factor (dB/m)	Receiver Reading (dBuV)	Limit (dBuV/m)	Margin (dB)	Antenna Pol. (H/V)
17898.250	54.70	-29.59	45.95	38.34	74.00	19.30	V
17923.000	54.64	-29.59	45.95	38.28	74.00	19.36	H
14574.600	50.39	-29.14	41.90	37.63	68.20	17.81	V
14573.500	50.35	-29.14	41.90	37.59	68.20	17.85	H
11886.200	47.79	-32.53	39.10	41.22	74.00	26.21	H
11892.800	47.14	-32.53	39.10	40.57	74.00	26.86	V

802.11ax-HT80 full RU

Channel 155

Frequency (MHz)	Measurement Result (dBuV/m)	Cable Loss (dB)	Antenna Factor (dB/m)	Receiver Reading (dBuV)	Limit (dBuV/m)	Margin (dB)	Antenna Pol. (H/V)
17990.100	55.15	-29.59	45.95	38.79	74.00	18.85	V
17939.500	54.81	-29.59	45.95	38.45	74.00	19.19	H
14599.350	51.34	-29.14	41.90	38.58	68.20	16.86	V
14564.150	50.48	-29.14	41.90	37.72	68.20	17.72	V
11769.600	47.15	-32.71	39.20	40.66	74.00	26.85	V
11775.100	46.52	-32.71	39.20	40.03	74.00	27.48	V

802.11be-HT20 full RU

Channel 149

Frequency (MHz)	Measurement Result (dBuV/m)	Cable Loss (dB)	Antenna Factor (dB/m)	Receiver Reading (dBuV)	Limit (dBuV/m)	Margin (dB)	Antenna Pol. (H/V)
17998.900	54.28	-29.59	45.95	37.92	74.00	19.72	V
17969.750	54.22	-29.59	45.95	37.86	74.00	19.78	V
14568.550	50.70	-29.14	41.90	37.94	68.20	17.50	V
14530.600	50.53	-30.55	41.90	39.18	68.20	17.67	V
11851.550	46.79	-32.73	39.15	40.37	74.00	27.21	V
11791.050	46.76	-32.09	39.20	39.65	74.00	27.24	V

. ©Copyright. All rights reserved by CTTL.

Channel 157

Frequency (MHz)	Measurement Result (dBuV/m)	Cable Loss (dB)	Antenna Factor (dB/m)	Receiver Reading (dBuV)	Limit (dBuV/m)	Margin (dB)	Antenna Pol. (H/V)
17980.200	54.31	-29.59	45.95	37.95	74.00	19.69	H
17993.950	54.07	-29.59	45.95	37.71	74.00	19.93	H
14569.100	50.54	-29.14	41.90	37.78	68.20	17.66	V
14553.150	50.34	-30.55	41.90	38.99	68.20	17.86	V
11861.450	46.67	-32.73	39.15	40.25	74.00	27.33	V
11778.400	46.62	-32.71	39.20	40.13	74.00	27.38	H

Channel 165

Frequency (MHz)	Measurement Result (dBuV/m)	Cable Loss (dB)	Antenna Factor (dB/m)	Receiver Reading (dBuV)	Limit (dBuV/m)	Margin (dB)	Antenna Pol. (H/V)
17942.250	54.56	-29.59	45.95	38.20	74.00	19.44	H
17984.600	54.55	-29.59	45.95	38.19	74.00	19.45	V
14482.200	51.70	-29.56	41.90	39.36	74.00	22.30	V
14588.350	50.47	-29.14	41.90	37.71	68.20	17.73	V
11884.000	47.04	-32.53	39.10	40.47	74.00	26.96	V
11794.900	46.50	-32.09	39.20	39.39	74.00	27.50	V

802.11be-HT40 full RU

Channel 151

Frequency (MHz)	Measurement Result (dBuV/m)	Cable Loss (dB)	Antenna Factor (dB/m)	Receiver Reading (dBuV)	Limit (dBuV/m)	Margin (dB)	Antenna Pol. (H/V)
17957.650	54.33	-29.59	45.95	37.97	74.00	19.67	H
17979.100	54.31	-29.59	45.95	37.95	74.00	19.69	V
14592.750	51.51	-29.14	41.90	38.75	68.20	16.69	V
14603.750	50.90	-29.14	41.90	38.14	68.20	17.30	H
11742.100	47.07	-32.71	39.20	40.58	74.00	26.93	V
11837.250	46.56	-32.73	39.15	40.14	74.00	27.44	V

. ©Copyright. All rights reserved by CTTL.

Channel 159

Frequency (MHz)	Measurement Result (dBuV/m)	Cable Loss (dB)	Antenna Factor (dB/m)	Receiver Reading (dBuV)	Limit (dBuV/m)	Margin (dB)	Antenna Pol. (H/V)
17960.400	54.37	-29.59	45.95	38.01	74.00	19.63	V
17955.450	54.06	-29.59	45.95	37.70	74.00	19.94	V
14591.650	51.07	-29.14	41.90	38.31	68.20	17.13	V
14588.350	50.46	-29.14	41.90	37.70	68.20	17.74	H
11688.200	46.72	-32.70	39.20	40.22	74.00	27.28	H
11783.900	46.46	-32.09	39.20	39.35	74.00	27.54	V

802.11be-HT80 full RU

Channel 155

Frequency (MHz)	Measurement Result (dBuV/m)	Cable Loss (dB)	Antenna Factor (dB/m)	Receiver Reading (dBuV)	Limit (dBuV/m)	Margin (dB)	Antenna Pol. (H/V)
17965.350	55.11	-29.59	45.95	38.75	74.00	18.89	V
17945.000	54.67	-29.59	45.95	38.31	74.00	19.33	H
14591.650	51.01	-29.14	41.90	38.25	68.20	17.19	H
14597.150	50.52	-29.14	41.90	37.76	68.20	17.68	V
11780.600	46.88	-32.71	39.20	40.39	74.00	27.12	V
11820.200	46.66	-32.09	39.20	39.55	74.00	27.34	V

802.11ax-HT20 partial RU

Channel 149

Frequency (MHz)	Measurement Result (dBuV/m)	Cable Loss (dB)	Antenna Factor (dB/m)	Receiver Reading (dBuV)	Limit (dBuV/m)	Margin (dB)	Antenna Pol. (H/V)
17920.250	54.50	-29.59	45.95	38.14	74.00	19.50	H
17954.900	54.36	-29.59	45.95	38.00	74.00	19.64	V
14582.850	50.91	-29.14	41.90	38.15	68.20	17.29	V
14553.150	50.88	-30.55	41.90	39.53	68.20	17.32	H
11786.650	47.53	-32.09	39.20	40.42	74.00	26.47	V
11888.950	47.53	-32.53	39.10	40.96	74.00	26.47	H

. ©Copyright. All rights reserved by CTTL.

Channel 157

Frequency (MHz)	Measurement Result (dBuV/m)	Cable Loss (dB)	Antenna Factor (dB/m)	Receiver Reading (dBuV)	Limit (dBuV/m)	Margin (dB)	Antenna Pol. (H/V)
17986.250	54.69	-29.59	45.95	38.33	74.00	19.31	V
17919.700	54.35	-29.59	45.95	37.99	74.00	19.65	H
14603.750	51.37	-29.14	41.90	38.61	68.20	16.83	V
14700.000	50.79	-30.04	41.50	39.33	68.20	17.41	V
11837.800	46.98	-32.73	39.15	40.56	74.00	27.02	H
11816.350	46.51	-32.09	39.20	39.40	74.00	27.49	V

Channel 165

Frequency (MHz)	Measurement Result (dBuV/m)	Cable Loss (dB)	Antenna Factor (dB/m)	Receiver Reading (dBuV)	Limit (dBuV/m)	Margin (dB)	Antenna Pol. (H/V)
17983.500	54.93	-29.59	45.95	38.57	74.00	19.07	H
17958.750	54.46	-29.59	45.95	38.10	74.00	19.54	V
14599.350	51.04	-29.14	41.90	38.28	68.20	17.16	H
14692.300	50.70	-30.04	41.50	39.24	68.20	17.50	V
11914.250	46.72	-32.53	39.10	40.15	74.00	27.28	H
11875.200	46.66	-32.73	39.15	40.24	74.00	27.34	H

802.11ax-HT40 partial RU

Channel 151

Frequency (MHz)	Measurement Result (dBuV/m)	Cable Loss (dB)	Antenna Factor (dB/m)	Receiver Reading (dBuV)	Limit (dBuV/m)	Margin (dB)	Antenna Pol. (H/V)
17969.750	54.48	-29.59	45.95	38.12	74.00	19.52	V
17949.950	54.16	-29.59	45.95	37.80	74.00	19.84	V
14618.050	50.45	-30.67	41.70	39.42	68.20	17.75	V
14595.500	50.39	-29.14	41.90	37.63	68.20	17.81	V
11705.800	46.89	-32.70	39.20	40.39	74.00	27.11	V
11840.000	46.83	-32.73	39.15	40.41	74.00	27.17	V

. ©Copyright. All rights reserved by CTTL.

Channel 159

Frequency (MHz)	Measurement Result (dBuV/m)	Cable Loss (dB)	Antenna Factor (dB/m)	Receiver Reading (dBuV)	Limit (dBuV/m)	Margin (dB)	Antenna Pol. (H/V)
17970.850	54.43	-29.59	45.95	38.07	74.00	19.57	H
17992.300	54.43	-29.59	45.95	38.07	74.00	19.57	V
14583.950	50.85	-29.14	41.90	38.09	68.20	17.35	H
14559.200	50.67	-29.14	41.90	37.91	68.20	17.53	V
11834.500	46.92	-32.73	39.15	40.50	74.00	27.08	H
11855.400	46.43	-32.73	39.15	40.01	74.00	27.57	H

802.11ax-HT80 partial RU

Channel 155

Frequency (MHz)	Measurement Result (dBuV/m)	Cable Loss (dB)	Antenna Factor (dB/m)	Receiver Reading (dBuV)	Limit (dBuV/m)	Margin (dB)	Antenna Pol. (H/V)
17959.850	54.61	-29.59	45.95	38.25	74.00	19.39	V
17975.250	54.37	-29.59	45.95	38.01	74.00	19.63	V
14165.400	50.83	-30.42	41.70	39.55	68.20	17.37	V
14586.150	50.35	-29.14	41.90	37.59	68.20	17.85	V
11912.050	47.35	-32.53	39.10	40.78	74.00	26.65	V
11844.400	47.04	-32.73	39.15	40.62	74.00	26.96	V

802.11be-HT20 partial RU

Channel 149

Frequency (MHz)	Measurement Result (dBuV/m)	Cable Loss (dB)	Antenna Factor (dB/m)	Receiver Reading (dBuV)	Limit (dBuV/m)	Margin (dB)	Antenna Pol. (H/V)
17968.100	54.18	-29.59	45.95	37.82	74.00	19.82	V
17976.350	53.86	-29.59	45.95	37.50	74.00	20.14	V
14577.900	51.29	-29.14	41.90	38.53	68.20	16.91	H
14584.500	50.68	-29.14	41.90	37.92	68.20	17.52	H
11797.100	46.85	-32.09	39.20	39.74	74.00	27.15	H
11952.750	46.51	-32.42	39.05	39.88	74.00	27.49	V

. ©Copyright. All rights reserved by CTTL.

Channel 157

Frequency (MHz)	Measurement Result (dBuV/m)	Cable Loss (dB)	Antenna Factor (dB/m)	Receiver Reading (dBuV)	Limit (dBuV/m)	Margin (dB)	Antenna Pol. (H/V)
17982.400	53.87	-29.59	45.95	37.51	74.00	20.13	H
17993.400	53.84	-29.59	45.95	37.48	74.00	20.16	V
14565.250	50.83	-29.14	41.90	38.07	68.20	17.37	V
14601.550	50.43	-29.14	41.90	37.67	68.20	17.77	H
11891.150	47.05	-32.53	39.10	40.48	74.00	26.95	V
11778.950	46.49	-32.71	39.20	40.00	74.00	27.51	V

Channel 165

Frequency (MHz)	Measurement Result (dBuV/m)	Cable Loss (dB)	Antenna Factor (dB/m)	Receiver Reading (dBuV)	Limit (dBuV/m)	Margin (dB)	Antenna Pol. (H/V)
17992.850	54.51	-29.59	45.95	38.15	74.00	19.49	V
17987.350	54.39	-29.59	45.95	38.03	74.00	19.61	V
14612.550	50.91	-30.67	41.70	39.88	68.20	17.29	H
14581.750	50.73	-29.14	41.90	37.97	68.20	17.47	H
11900.500	46.49	-32.53	39.10	39.92	74.00	27.51	V
11902.150	46.43	-32.53	39.10	39.86	74.00	27.57	V

802.11be-HT40 partial RU

Channel 151

Frequency (MHz)	Measurement Result (dBuV/m)	Cable Loss (dB)	Antenna Factor (dB/m)	Receiver Reading (dBuV)	Limit (dBuV/m)	Margin (dB)	Antenna Pol. (H/V)
17995.600	54.59	-29.59	45.95	38.23	74.00	19.41	V
17985.700	54.44	-29.59	45.95	38.08	74.00	19.56	V
14568.550	50.81	-29.14	41.90	38.05	68.20	17.39	H
14601.550	50.72	-29.14	41.90	37.96	68.20	17.48	H
11795.450	47.05	-32.09	39.20	39.94	74.00	26.95	V
11799.850	47.02	-32.09	39.20	39.91	74.00	26.98	H

. ©Copyright. All rights reserved by CTTL.

Channel 159

Frequency (MHz)	Measurement Result (dBuV/m)	Cable Loss (dB)	Antenna Factor (dB/m)	Receiver Reading (dBuV)	Limit (dBuV/m)	Margin (dB)	Antenna Pol. (H/V)
17993.400	54.67	-29.59	45.95	38.31	74.00	19.33	V
17985.150	54.32	-29.59	45.95	37.96	74.00	19.68	H
14558.650	50.99	-29.14	41.90	38.23	68.20	17.21	H
14696.150	50.73	-30.04	41.50	39.27	68.20	17.47	V
11829.550	46.73	-32.09	39.20	39.62	74.00	27.27	H
11871.350	46.67	-32.73	39.15	40.25	74.00	27.33	H

802.11be-HT80 partial RU

Channel 155

Frequency (MHz)	Measurement Result (dBuV/m)	Cable Loss (dB)	Antenna Factor (dB/m)	Receiver Reading (dBuV)	Limit (dBuV/m)	Margin (dB)	Antenna Pol. (H/V)
17959.850	54.49	-29.59	45.95	38.13	74.00	19.51	V
17937.300	54.35	-29.59	45.95	37.99	74.00	19.65	V
14604.850	51.23	-30.67	41.70	40.20	68.20	16.97	H
14550.400	50.25	-30.55	41.90	38.90	68.20	17.95	V
11791.050	47.61	-32.09	39.20	40.50	74.00	26.39	V
11898.850	46.90	-32.53	39.10	40.33	74.00	27.10	V

Conclusion: PASS

. ©Copyright. All rights reserved by CTTL.

A.6. Band Edges Compliance

A6.1 Band Edges - Radiated

Measurement Limit:

Standard	Limit (dBm/MHz)	
FCC 47 CFR Part 15.407	at the band edge	27
	at 5 MHz above or below the band edge	15.6
	at 25 MHz above or below the band edge	10
	at 75 MHz or more above or below the band edge	-27
	Note：increasing linearly from point to point.	

The measurement is made according to KDB 789033 D02
In addition, radiated emissions which fall in the restricted bands, as defined in § 15.205(a), must also comply with the radiated emission limits specified in § 15.209(a) (see § 15.205(c)).

Measurement Result:

Mode	Channel	Test Results	Conclusion
802.11a	5745 MHz	Fig.1	P
	5825 MHz	Fig.2	P
802.11n HT20	5745 MHz	Fig.3	P
	5825 MHz	Fig.4	P
802.11n HT40	5755 MHz	Fig.5	P
	5795 MHz	Fig.6	P
802.11ac VHT20	5745 MHz	Fig.7	P
	5825 MHz	Fig.8	P
802.11ac VHT40	5755 MHz	Fig.9	P
	5795 MHz	Fig.10	P
802.11ac VHT80	5775 MHz	Fig.11 Fig.12	P
802.11ax HT20 full RU	5745 MHz	Fig.13	P
	5825 MHz	Fig.14	P
802.11ax HT40 full RU	5755 MHz	Fig.15	P
	5795 MHz	Fig.16	P
802.11ax HT80 full RU	5775 MHz	Fig.17 Fig.18	P
802.11ax HT20 partial RU	5745 MHz	Fig.19	P
	5825 MHz	Fig.20	P
802.11ax HT40 partial RU	5755 MHz	Fig.21	P
	5795 MHz	Fig.22	P
802.11ax HT80 partial RU	5775 MHz	Fig.23 Fig.24	P
802.11be	5745 MHz	Fig.25	P

. ©Copyright. All rights reserved by CTTL.

HT20 full RU	5825 MHz	Fig.26	P
802.11be HT40 full RU	5755 MHz	Fig.27	P
	5795 MHz	Fig.28	P
802.11be HT80 full RU	5775 MHz	Fig.29 Fig.30	P
802.11be HT20 partial RU	5745 MHz	Fig.31	P
	5825 MHz	Fig.32	P
802.11be HT40 partial RU	5755 MHz	Fig.33	P
	5795 MHz	Fig.34	P
802.11be HT80 partial RU	5775 MHz	Fig.35 Fig.36	P

Conclusion: PASS

Test graphs as below:

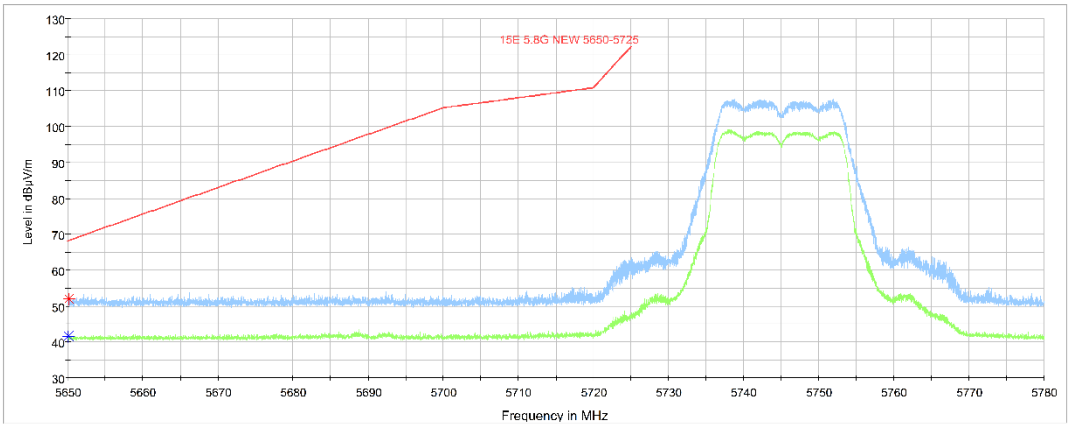

Fig. 1 Band Edges (802.11a Ch149,5745MHz)

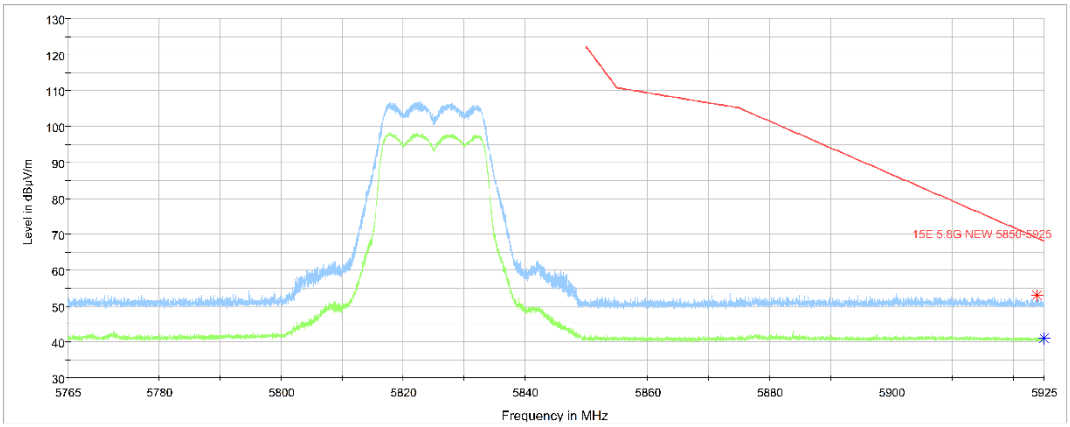

Fig. 2 Band Edges (802.11a Ch165, 5825MHz)

. ©Copyright. All rights reserved by CTTL.

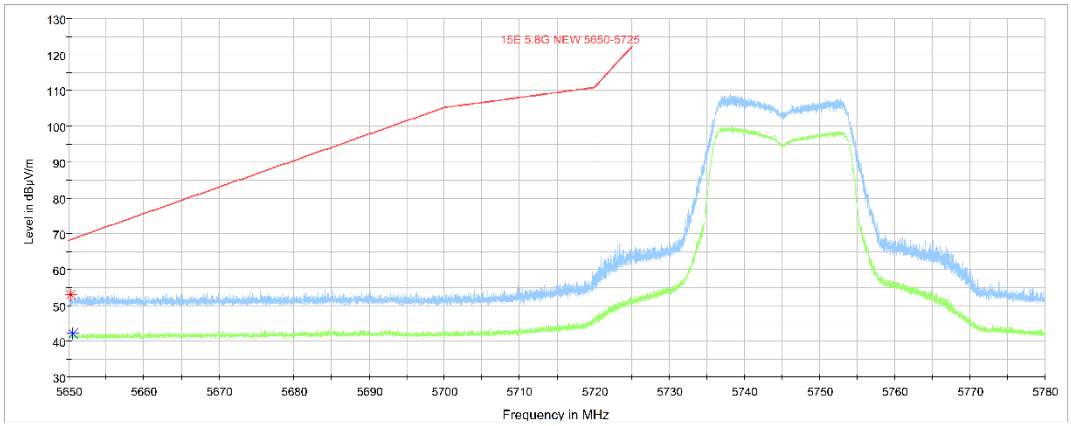

Fig. 3 Band Edges (802.11n-HT20 Ch149, 5745MHz)

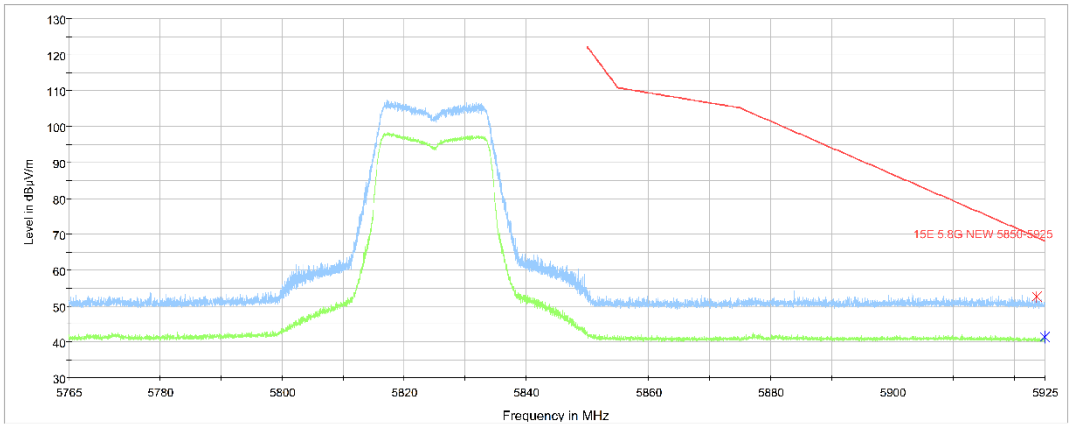

Fig. 4 Band Edges (802.11n-HT20 Ch165, 5825MHz)

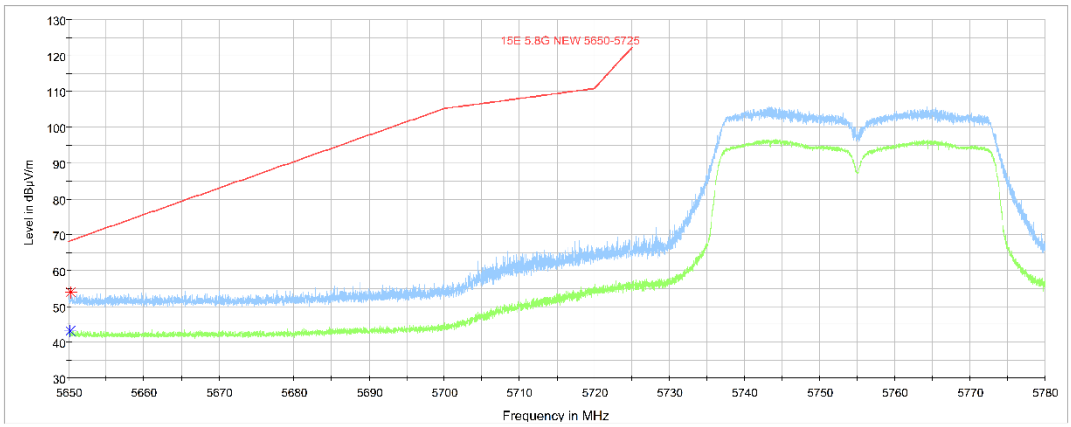

Fig. 5 Band Edges (802.11n-HT40 Ch151, 5755MHz)

. ©Copyright. All rights reserved by CTTL.

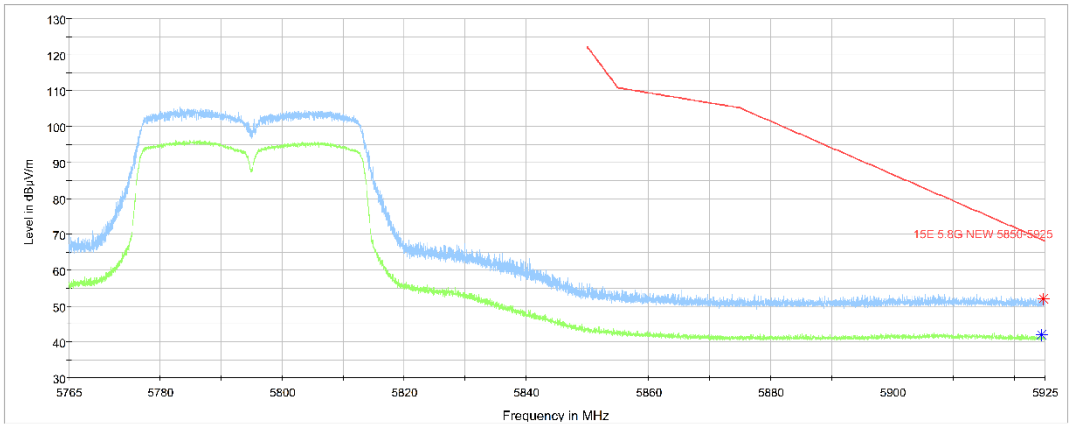

Fig. 6 Band Edges (802.11n-HT40 Ch159, 5795MHz)

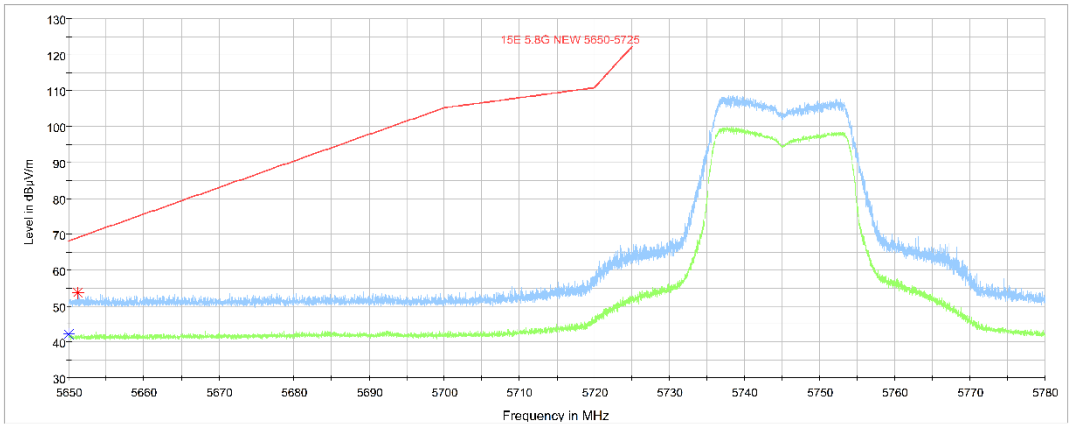

Fig. 7 Band Edges (802.11ac-HT20 Ch149, 5745MHz)

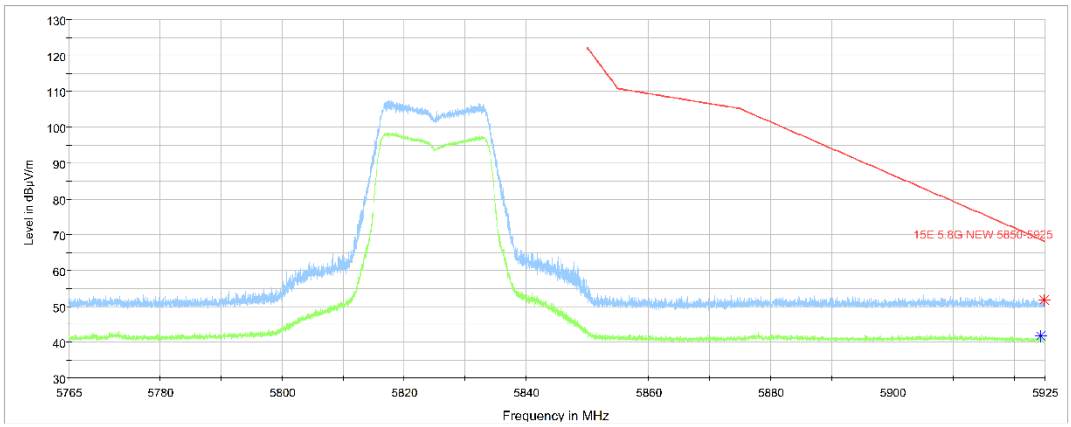

Fig. 8 Band Edges (802.11ac-HT20 Ch165, 5825MHz)

. ©Copyright. All rights reserved by CTTL.

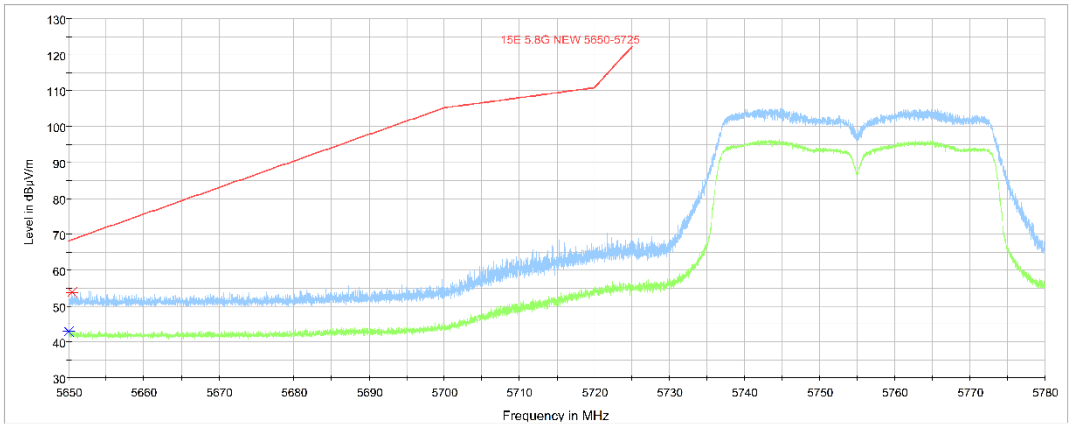

Fig. 9 Band Edges (802.11ac-HT40 Ch151, 5755MHz)

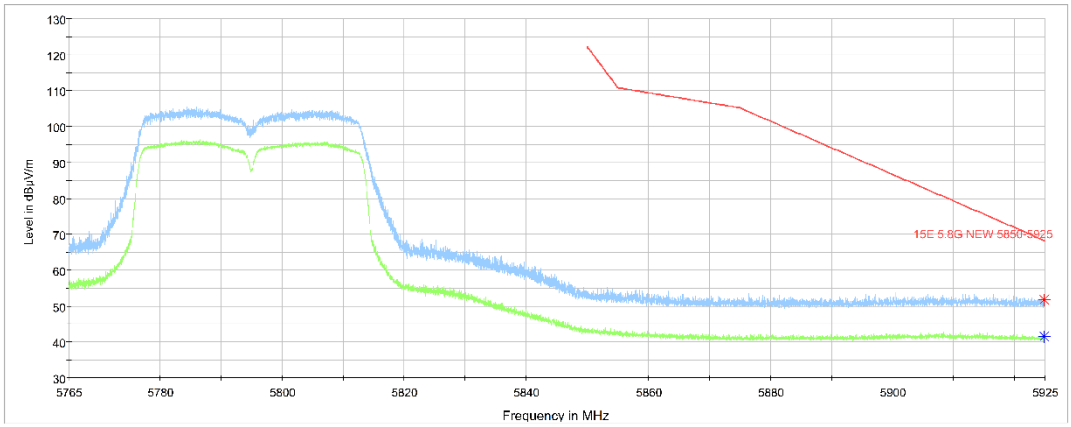

Fig. 10 Band Edges (802.11ac-HT40 Ch159, 5795MHz)

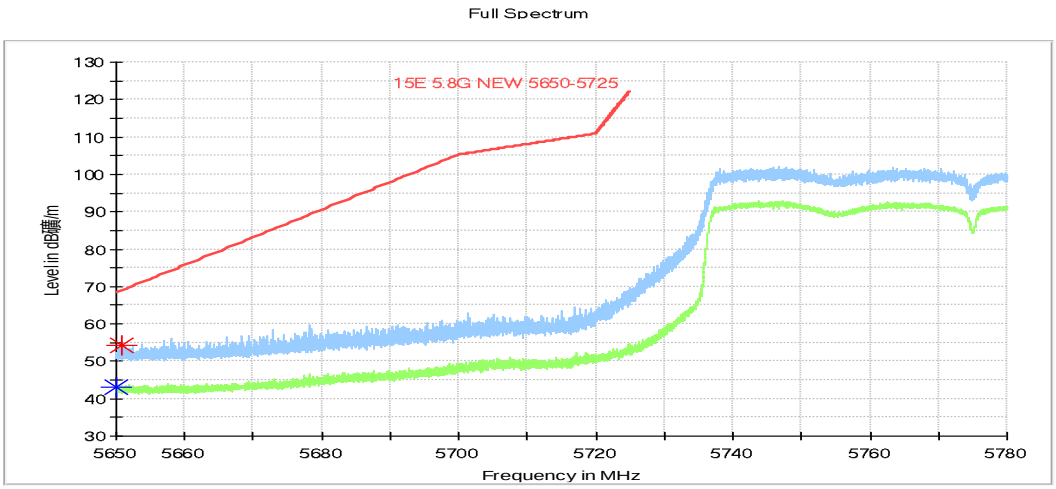

Fig. 11 Band Edges (802.11ac-HT80 Ch155-L, 5775MHz)

. ©Copyright. All rights reserved by CTTL.

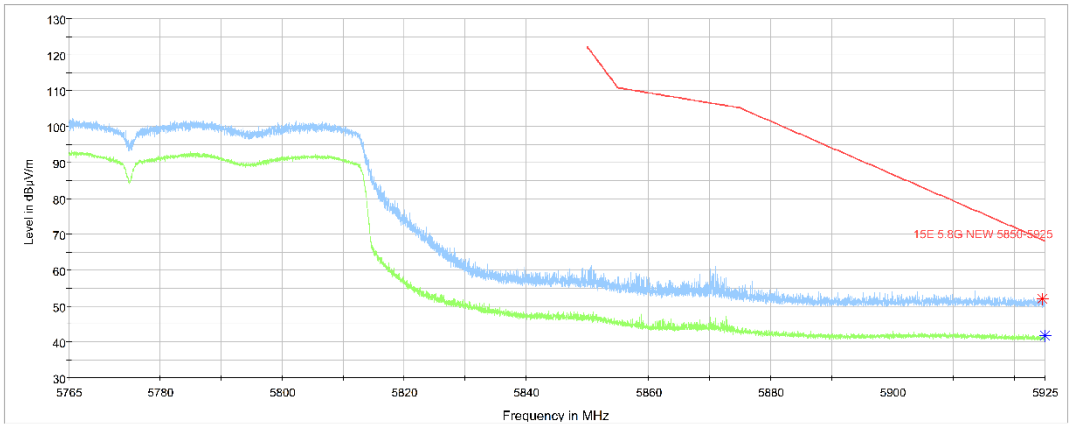

Fig. 12 Band Edges (802.11ac-HT80 Ch155-R, 5775MHz)

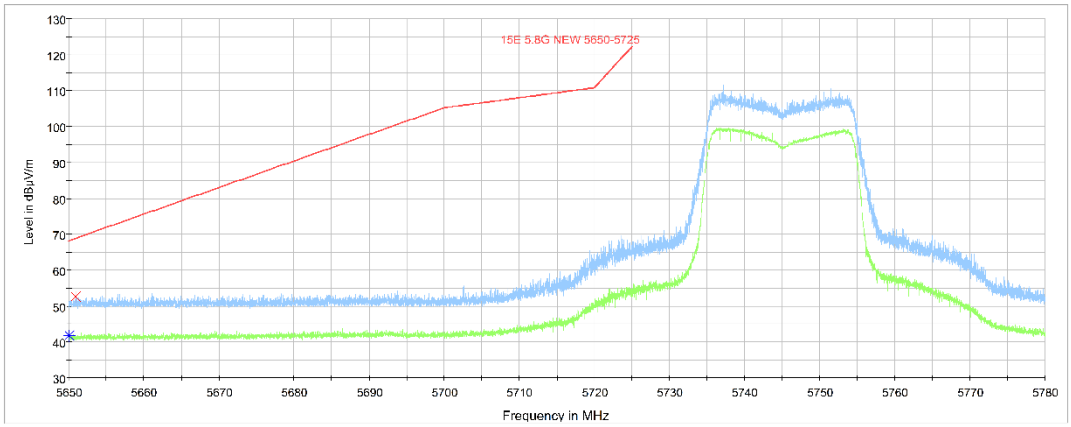

Fig. 13 Band Edges (802.11ax-HT20 Ch149 full RU, 5745MHz)

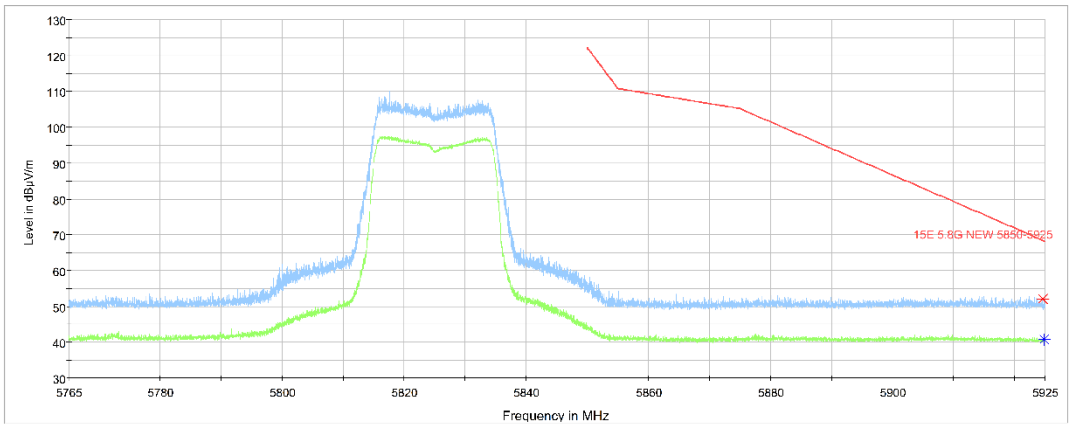

Fig. 14 Band Edges (802.11ax-HT20 Ch165 full RU, 5825MHz)

. ©Copyright. All rights reserved by CTTL.

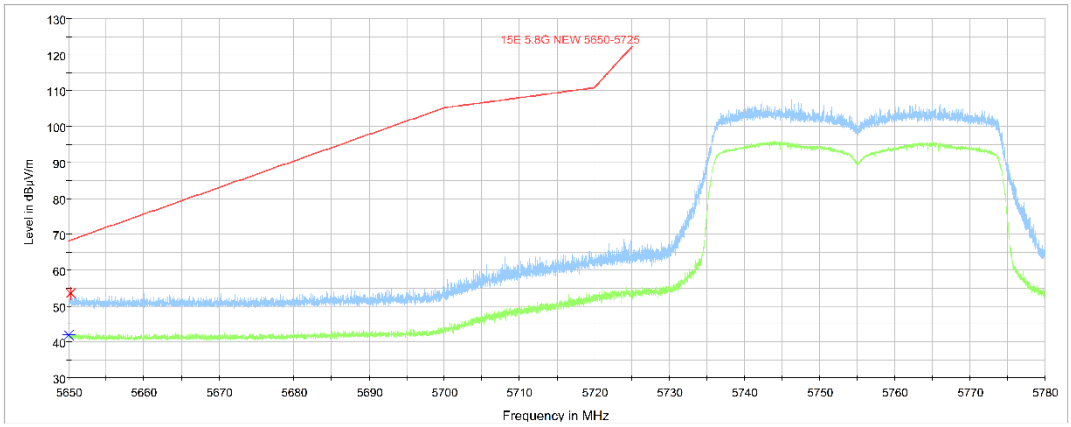

Fig. 15 Band Edges (802.11ax-HT40 Ch151 full RU, 5755MHz)

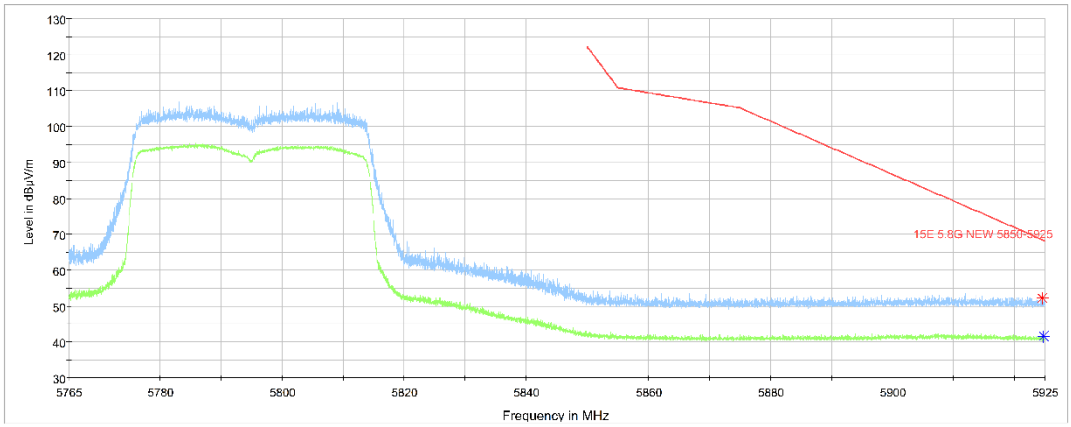

Fig. 16 Band Edges (802.11ax-HT40 Ch159 full RU, 5795MHz)

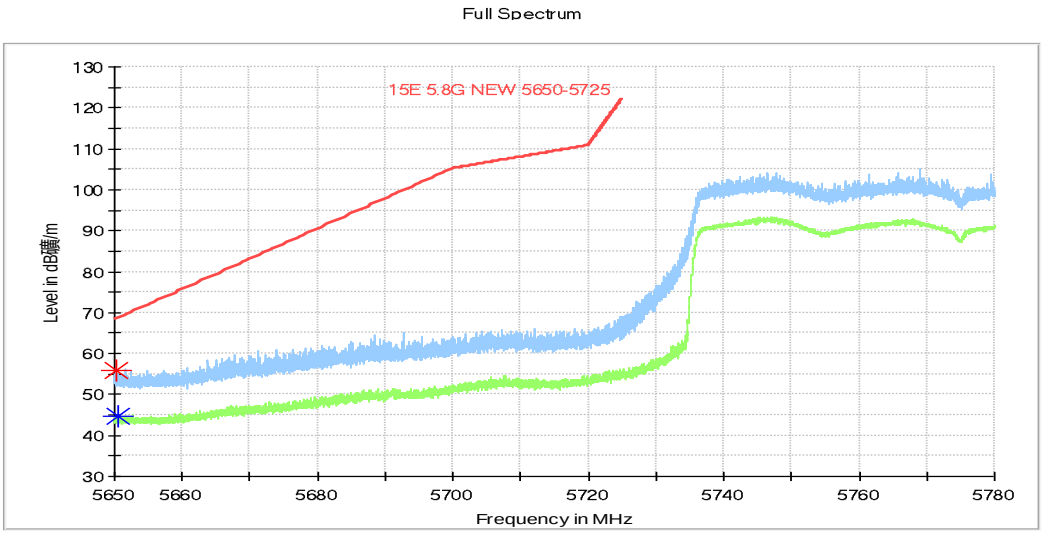

Fig. 17 Band Edges (802.11ax-HT80 Ch155-L full RU, 5775MHz)

. ©Copyright. All rights reserved by CTTL.

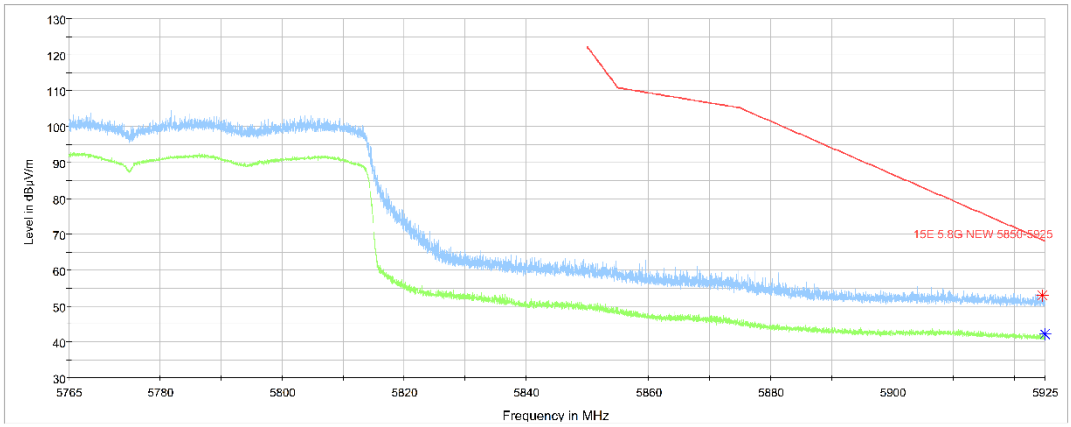

Fig. 18 Band Edges (802.11ax-HT80 Ch155-R full RU, 5775MHz)

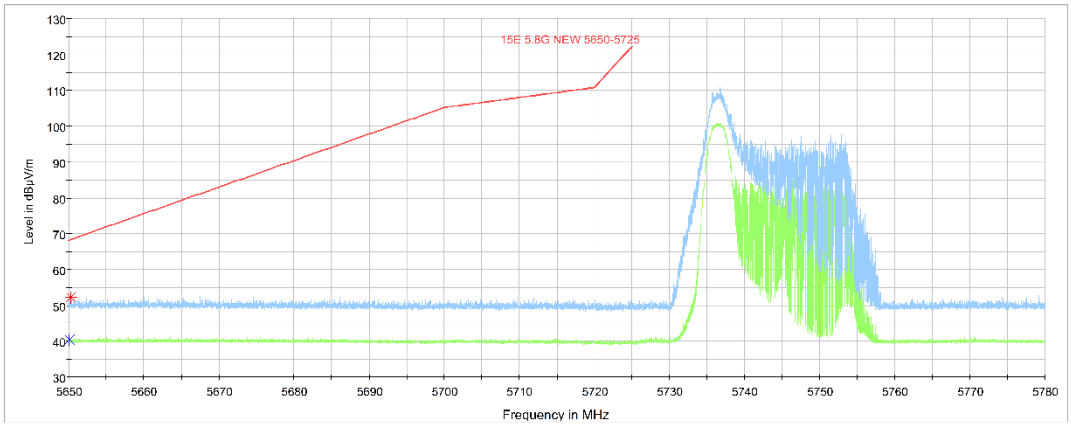

Fig. 19 Band Edges (802.11ax-HT20 Ch149 partial RU, 5745MHz)

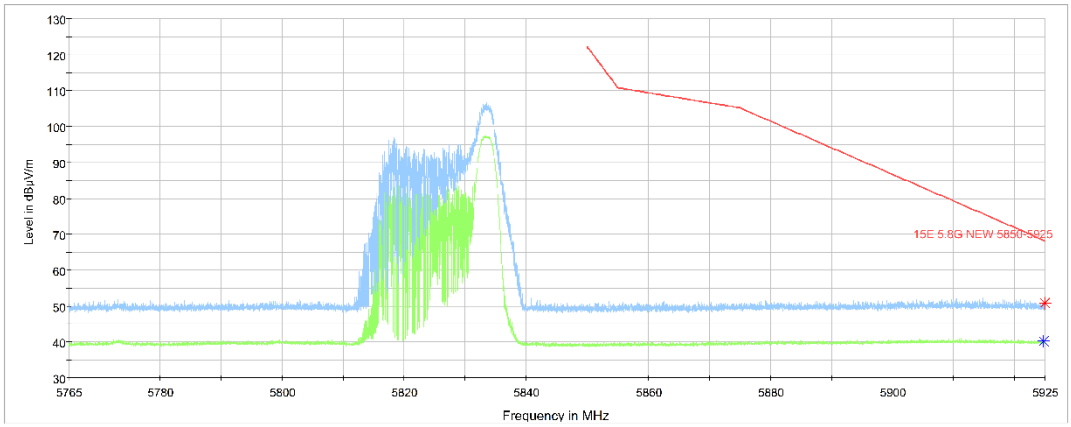

Fig. 20 Band Edges (802.11ax-HT20 Ch165 partial RU, 5825MHz)

. ©Copyright. All rights reserved by CTTL.

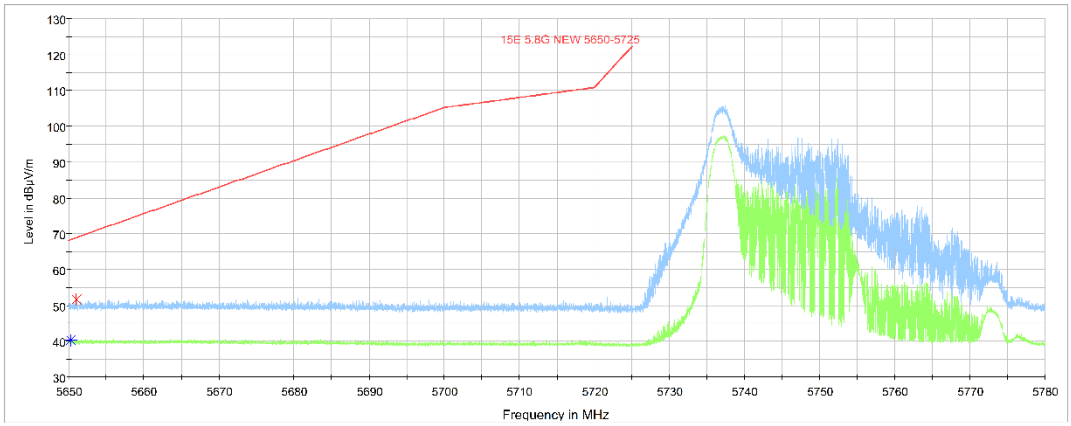

Fig. 21 Band Edges (802.11ax-HT40 Ch151 partial RU, 5755MHz)

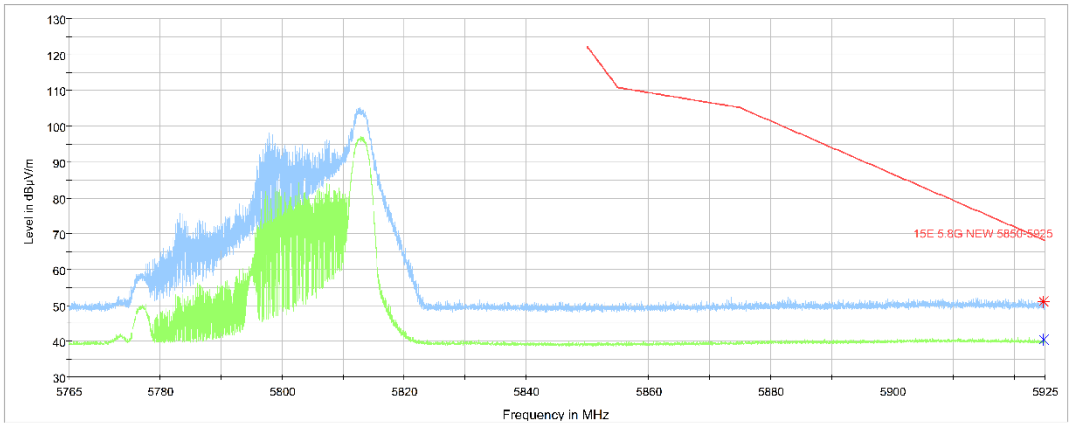

Fig. 22 Band Edges (802.11ax-HT40 Ch159 partial RU, 5795MHz)

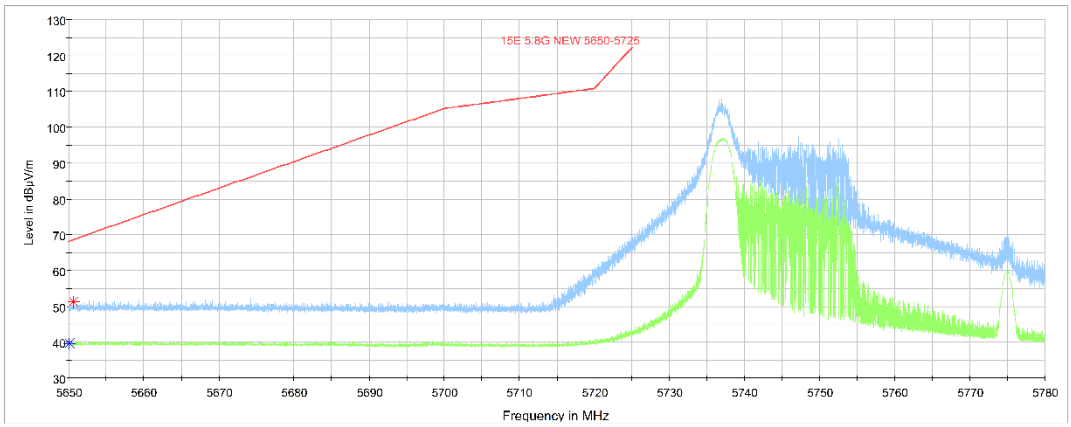

Fig. 23 Band Edges (802.11ax-HT80 Ch155-L partial RU, 5775MHz)

. ©Copyright. All rights reserved by CTTL.

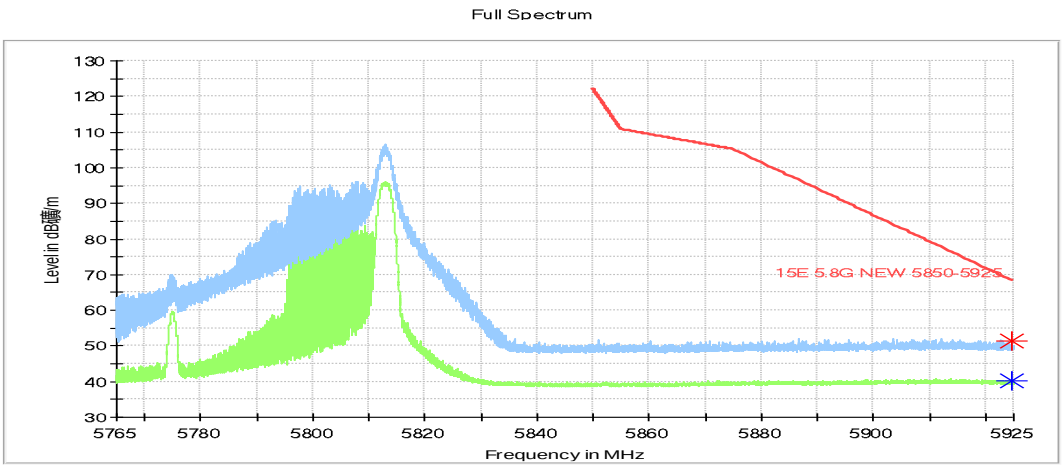

Fig. 24 Band Edges (802.11ax-HT80 Ch155-R partial RU, 5775MHz)

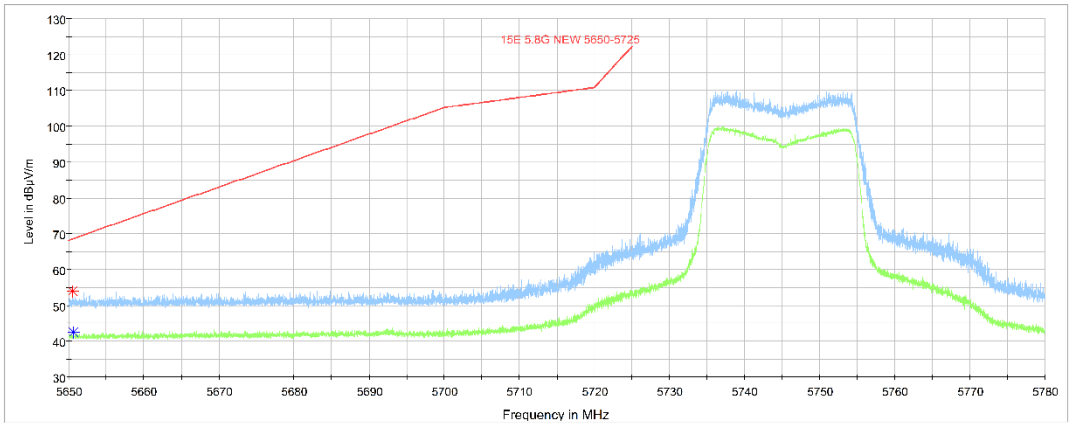

Fig. 25 Band Edges (802.11be-HT20 Ch149 full RU, 5745MHz)

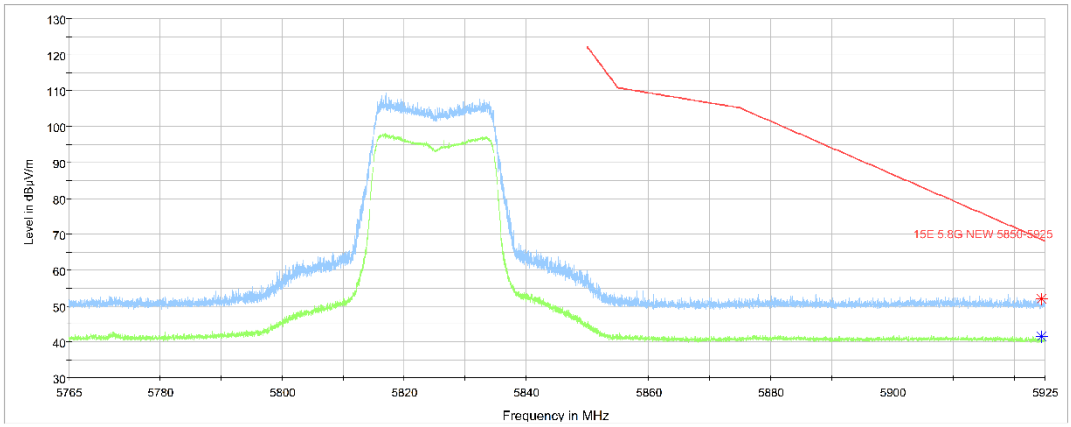

Fig. 26 Band Edges (802.11be-HT20 Ch165 full RU, 5825MHz)

. ©Copyright. All rights reserved by CTTL.

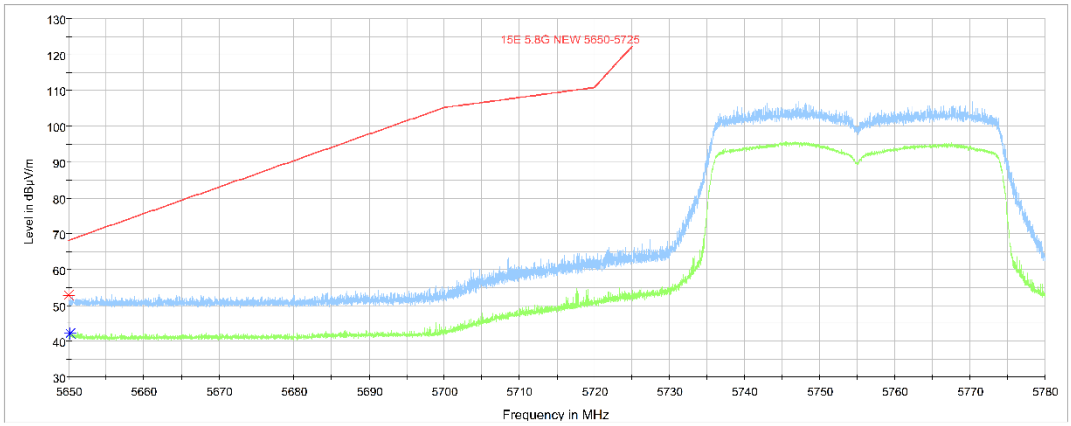

Fig. 27 Band Edges (802.11be-HT40 Ch151 full RU, 5755MHz)

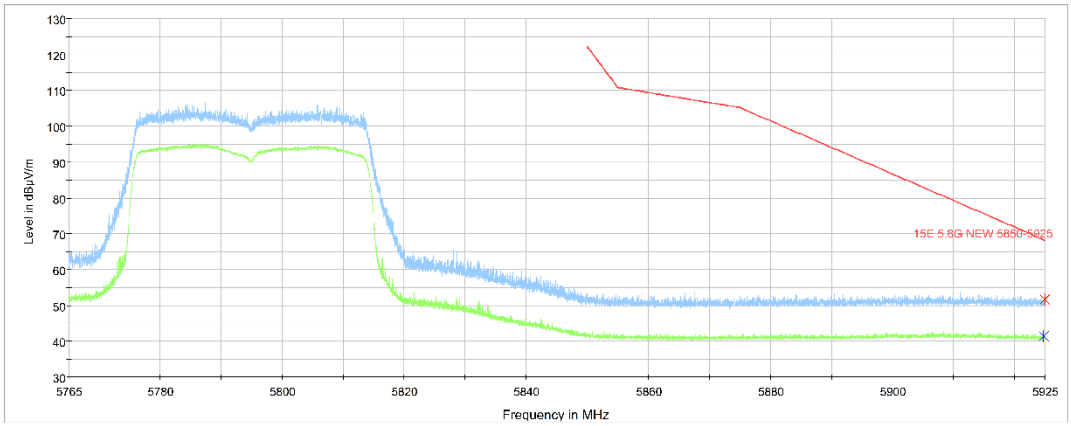

Fig. 28 Band Edges (802.11be-HT40 Ch159 full RU, 5795MHz)

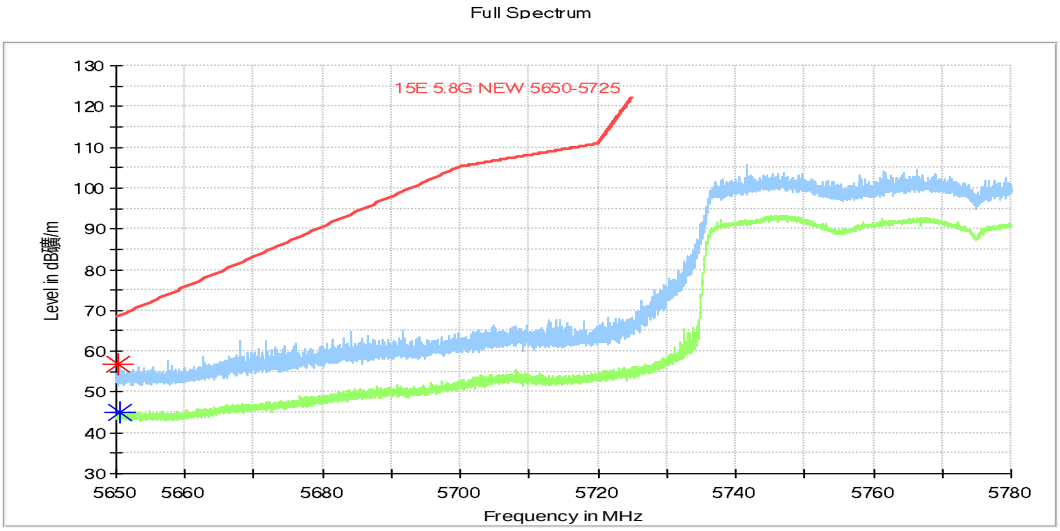

Fig. 29 Band Edges (802.11be-HT80 Ch155-L full RU, 5775MHz)

. ©Copyright. All rights reserved by CTTL.

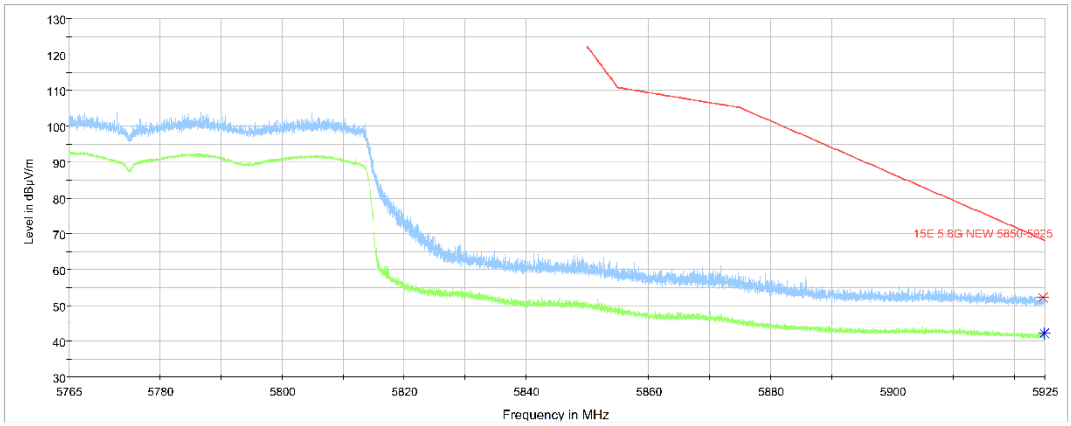

Fig. 30 Band Edges (802.11be-HT80 Ch155-R full RU, 5775MHz)

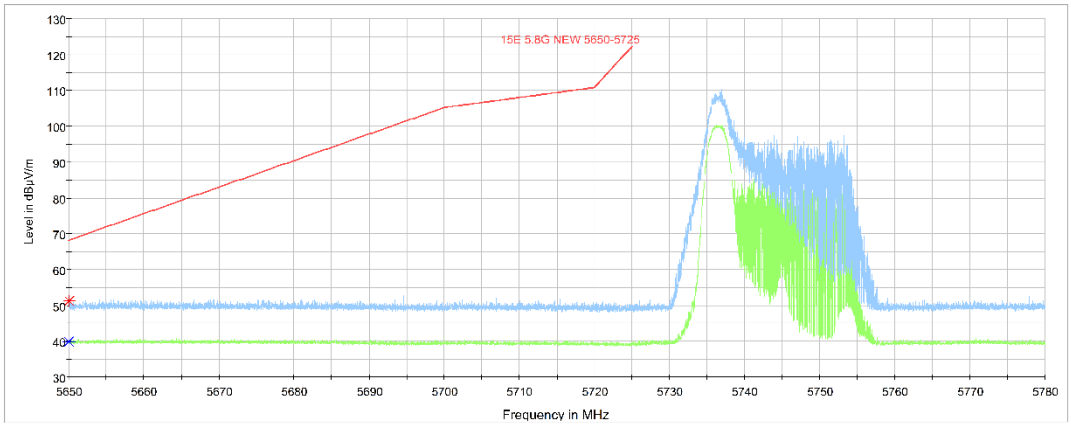

Fig. 31 Band Edges (802.11be-HT20 Ch149 partial RU, 5745MHz)

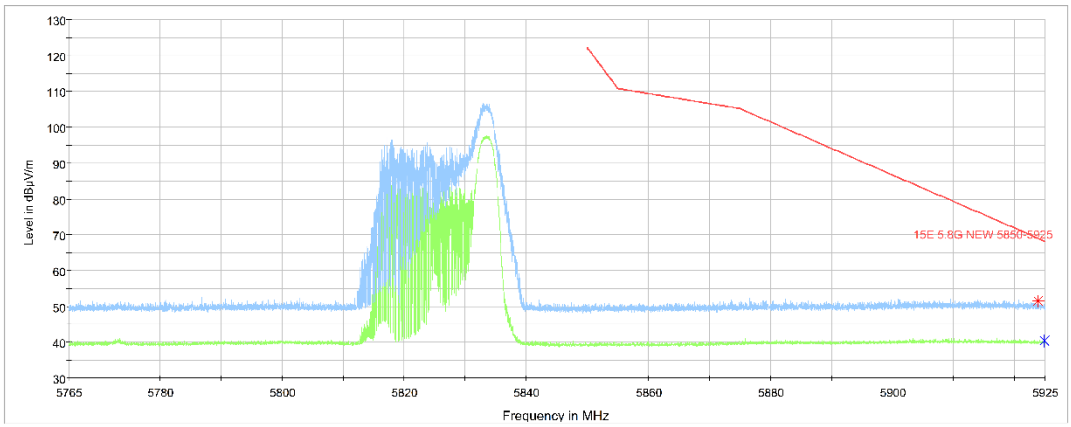

Fig. 32 Band Edges (802.11be-HT20 Ch165 partial RU, 5825MHz)

. ©Copyright. All rights reserved by CTTL.

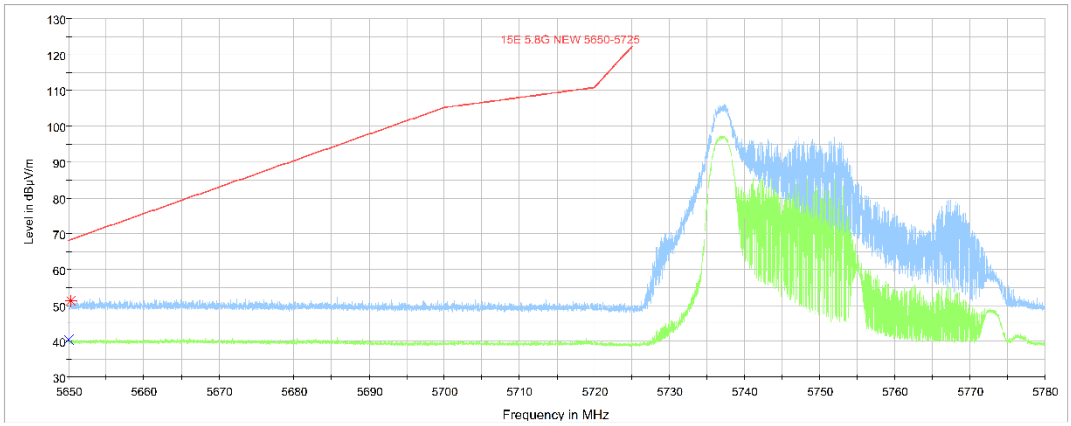

Fig. 33 Band Edges (802.11be-HT40 Ch151 partial RU, 5755MHz)

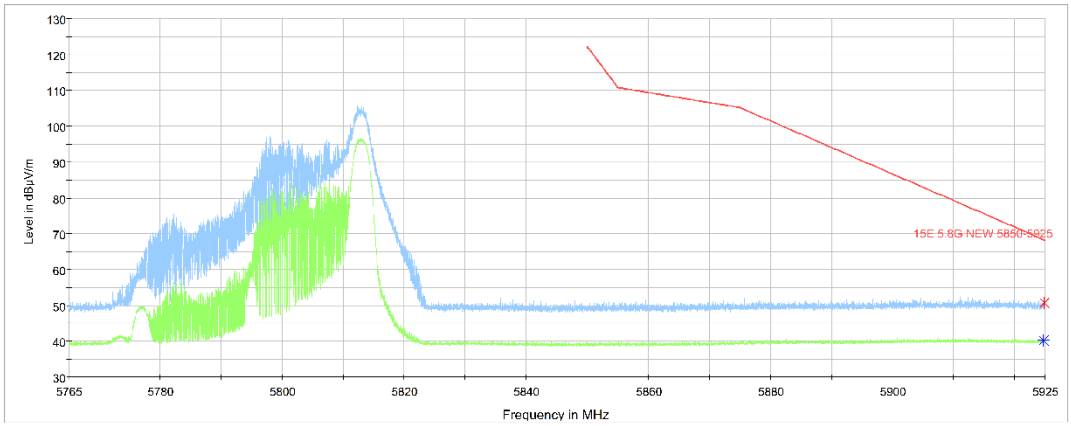

Fig. 34 Band Edges (802.11be-HT40 Ch159 partial RU, 5795MHz)

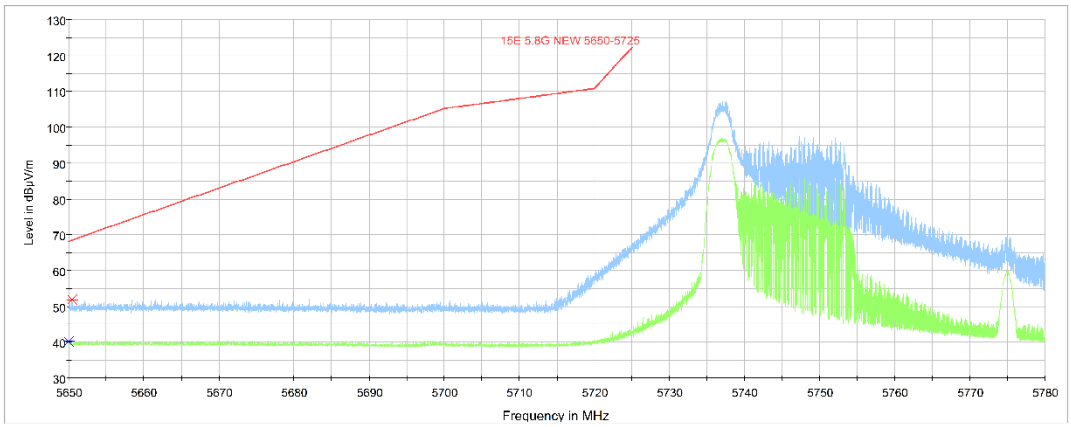

Fig. 35 Band Edges (802.11be-HT80 Ch155-L partial RU, 5775MHz)

. ©Copyright. All rights reserved by CTTL.

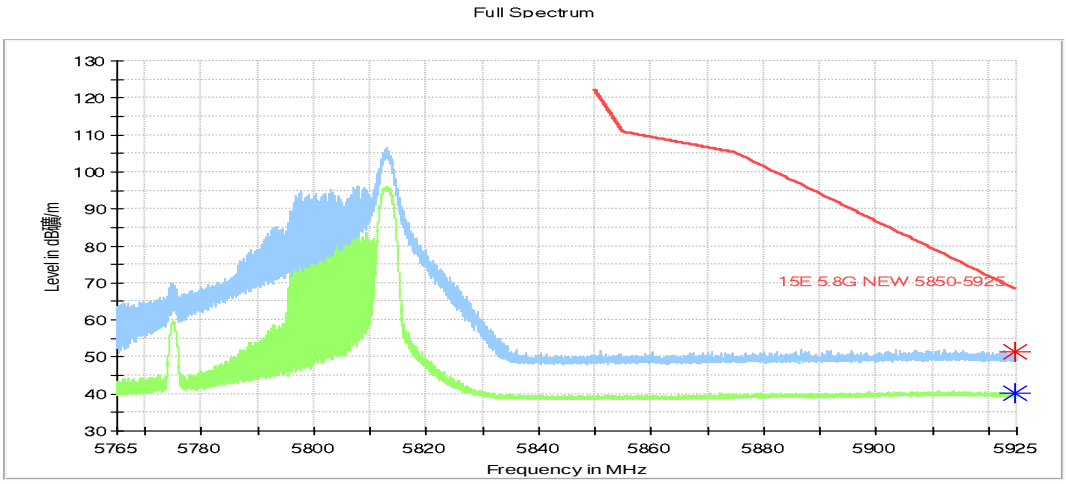

Fig. 36 Band Edges (802.11be-HT80 Ch155-R partial RU, 5775MHz)

. ©Copyright. All rights reserved by CTTL.

A.7. AC Powerline Conducted Emission

Test Condition:

Voltage（V）	Frequency（Hz）
110	60

Measurement uncertainty:

Expanded measurement uncertainty for this test item is U =3.2dB, k=2.

Measurement Result and limit:

WLAN (Quasi-peak Limit)

Frequency range (MHz)	Quasi-peak Limit (dBμV)	Result (dBμV)		Conclusion
		With charger		
		802.11a	Idle	
0.15 to 0.5	66 to 56	Fig.37	Fig.38	P
0.5 to 5	56			
5 to 30	60			
NOTE: The limit decreases linearly with the logarithm of the frequency in the range 0.15 MHz to 0.5 MHz.				

WLAN (Average Limit)

Frequency range (MHz)	Average Limit (dBμV)	Result (dBμV)		Conclusion
		With charger		
		802.11a	Idle	
0.15 to 0.5	56 to 46	Fig.27	Fig.28	P
0.5 to 5	46			
5 to 30	50			
NOTE: The limit decreases linearly with the logarithm of the frequency in the range 0.15 MHz to 0.5 MHz.				

The measurement is made according to ANSI C63.10 .

Conclusion: PASS

. ©Copyright. All rights reserved by CTTL.

Test graphs as below:

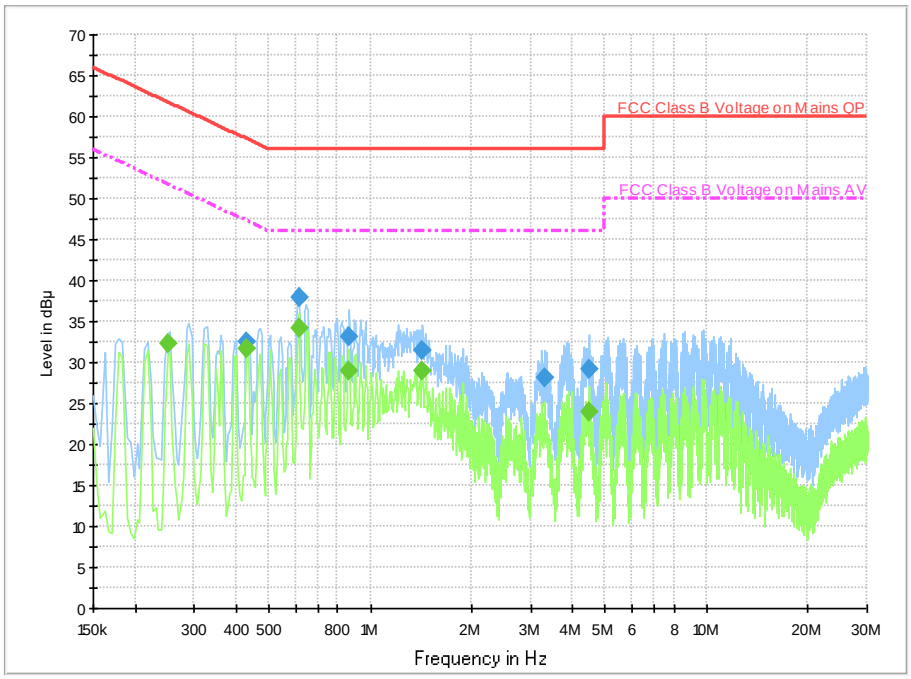

Fig. 37 AC Powerline Conducted Emission-802.11a

Final Result 1

Frequency (MHz)	QuasiPeak (dBµV)	Meas. Time (ms)	Bandwidth (kHz)	Filter	Line	Corr. (dB)	Margin (dB)	Limit (dBµV)	Comment
0.430000	32.6	2000.0	9.000	On	L1	19.7	24.7	57.3	
0.614000	37.9	2000.0	9.000	On	L1	19.7	18.1	56.0	
0.866000	33.2	2000.0	9.000	On	L1	19.7	22.8	56.0	
1.434000	31.5	2000.0	9.000	On	L1	19.7	24.5	56.0	
3.314000	28.1	2000.0	9.000	On	L1	19.6	27.9	56.0	
4.458000	29.1	2000.0	9.000	On	L1	19.6	26.9	56.0	

Final Result 2

Frequency (MHz)	CAverage (dBµV)	Meas. Time (ms)	Bandwidth (kHz)	Filter	Line	Corr. (dB)	Margin (dB)	Limit (dBµV)	Comment
0.250000	32.3	2000.0	9.000	On	L1	19.7	19.5	51.8	
0.430000	31.8	2000.0	9.000	On	L1	19.7	15.5	47.3	
0.614000	34.3	2000.0	9.000	On	L1	19.7	11.7	46.0	
0.866000	29.0	2000.0	9.000	On	L1	19.7	17.0	46.0	
1.426000	28.9	2000.0	9.000	On	L1	19.7	17.1	46.0	
4.458000	23.9	2000.0	9.000	On	L1	19.6	22.1	46.0	

. ©Copyright. All rights reserved by CTTL.

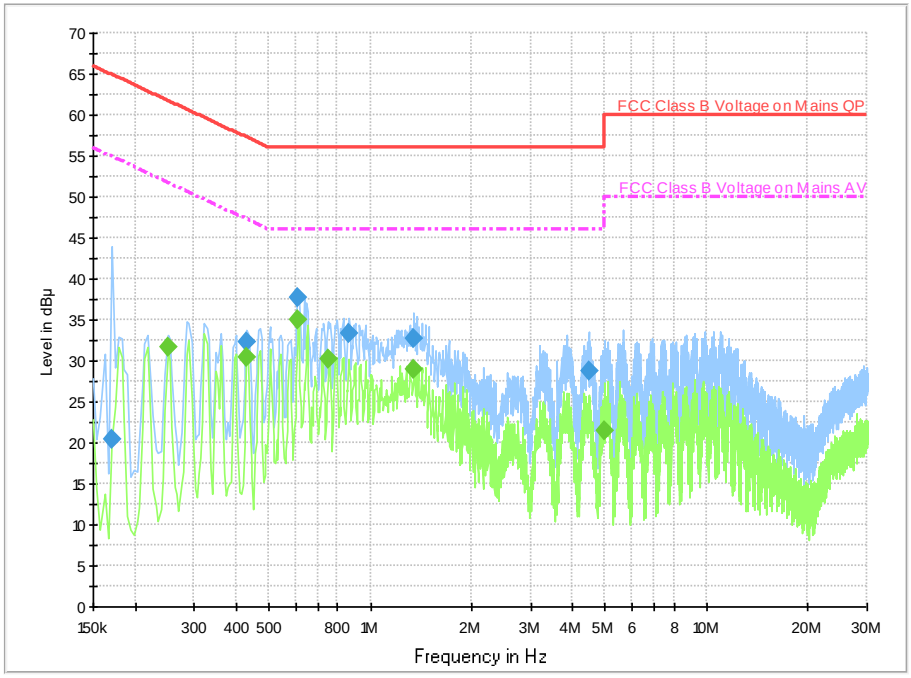

Fig. 38 AC Powerline Conducted Emission-Idle

Final Result 1

Frequency (MHz)	QuasiPeak (dBµV)	Meas. Time (ms)	Bandwidth (kHz)	Filter	Line	Corr. (dB)	Margin (dB)	Limit (dBµV)	Comment
0.170000	20.5	2000.0	9.000	On	L1	19.7	44.5	65.0	
0.430000	32.2	2000.0	9.000	On	L1	19.7	25.0	57.3	
0.610000	37.6	2000.0	9.000	On	L1	19.7	18.4	56.0	
0.866000	33.3	2000.0	9.000	On	L1	19.7	22.7	56.0	
1.342000	32.6	2000.0	9.000	On	L1	19.6	23.4	56.0	
4.454000	28.7	2000.0	9.000	On	L1	19.6	27.3	56.0	

Final Result 2

Frequency (MHz)	CAverage (dBµV)	Meas. Time (ms)	Bandwidth (kHz)	Filter	Line	Corr. (dB)	Margin (dB)	Limit (dBµV)	Comment
0.250000	31.7	2000.0	9.000	On	L1	19.7	20.0	51.8	
0.430000	30.3	2000.0	9.000	On	L1	19.7	16.9	47.3	
0.610000	35.0	2000.0	9.000	On	L1	19.7	11.0	46.0	
0.754000	30.2	2000.0	9.000	On	L1	19.7	15.8	46.0	
1.350000	28.9	2000.0	9.000	On	L1	19.6	17.1	46.0	
4.954000	21.4	2000.0	9.000	On	N	19.6	24.6	46.0	

. ©Copyright. All rights reserved by CTTL.

ANNEX B: EUT parameters

Disclaimer: The antenna gain and worse case provided by the client may affect the validity of the measurement results in this report, and the client shall bear the impact and consequences arising therefrom.

ANNEX C: Accreditation Certificate

Accredited Laboratory

A2LA has accredited

TELECOMMUNICATION TECHNOLOGY LABS, CAICT

Beijing, People's Republic of China

for technical competence in the field of

Electrical Testing

This laboratory is accredited in accordance with the recognized International Standard ISO/IEC 17025:2017 *General requirements for the competence of testing and calibration laboratories*. This accreditation demonstrates technical competence for a defined scope and the operation of a laboratory quality management system (*refer to joint ISO-ILAC-IAF Communiqué dated April 2017*).

Presented this 26th day of June 2023.

Mr. Trace McInturff, Vice President, Accreditation Services
For the Accreditation Council
Certificate Number 7049.01
Valid to July 31, 2024

For the tests to which this accreditation applies, please refer to the laboratory's Electrical Scope of Accreditation.

***** END OF REPORT BODY *****

. ©Copyright. All rights reserved by CTTL.