FCC RF Test Report

APPLICANT	:	**OnePlus Technology (Shenzhen) Co., Ltd**
EQUIPMENT	:	**Smart Phone**
BRAND NAME	:	**ONEPLUS**
MODEL NAME	:	**IN2015**
FCC ID	:	**2ABZ2-EE103**
STANDARD	:	**FCC Part 15 Subpart E §15.407**
CLASSIFICATION	:	**(NII) Unlicensed National Information Infrastructure**

The product was received on Nov. 20, 2019 and testing was completed on Jan. 01, 2020. We, Sporton International (ShenZhen) Inc., would like to declare that the tested sample has been evaluated in accordance with the test procedures and has been in compliance with the applicable technical standards.

The test results in this report apply exclusively to the tested model / sample. Without written approval of Sporton International (ShenZhen) Inc., the test report shall not be reproduced except in full.

Reviewed by: Derreck Chen / Supervisor

Approved by: Eric Shih / Manager

Sporton International (ShenZhen) Inc.

1/F, 2/F, Bldg 5, Shiling Industrial Zone, Xinwei Village, Xili, Nanshan, Shenzhen, 518055 People's Republic of China

TABLE OF CONTENTS

REVISION HISTORY **3**
SUMMARY OF TEST RESULT **4**
1 GENERAL DESCRIPTION **5**
1.1 Applicant 5
1.2 Manufacturer 5
1.3 Product Feature of Equipment Under Test 5
1.4 Product Specification of Equipment Under Test 6
1.5 Modification of EUT 7
1.6 Testing Location 8
1.7 Test Software 8
1.8 Applicable Standards 8
2 TEST CONFIGURATION OF EQUIPMENT UNDER TEST **9**
2.1 Carrier Frequency and Channel 9
2.2 Test Mode 11
2.3 Connection Diagram of Test System 14
2.4 Support Unit used in test configuration and system 15
2.5 EUT Operation Test Setup 15
2.6 Measurement Results Explanation Example 15
3 TEST RESULT **16**
3.1 26dB & 99% Occupied Bandwidth Measurement 16
3.2 Maximum Conducted Output Power Measurement 18
3.3 Power Spectral Density Measurement 20
3.4 Unwanted Emissions Measurement 24
3.5 AC Conducted Emission Measurement 29
3.6 Automatically Discontinue Transmission 31
3.7 Antenna Requirements 32
4 LIST OF MEASURING EQUIPMENT **33**
5 UNCERTAINTY OF EVALUATION **34**
APPENDIX A. CONDUCTED TEST RESULTS
APPENDIX B. AC CONDUCTED EMISSION TEST RESULT
APPENDIX C. RADIATED SPURIOUS EMISSION
APPENDIX D. DUTY CYCLE PLOTS
APPENDIX E. SETUP PHOTOGRAPHS

REVISION HISTORY

REPORT NO.	VERSION	DESCRIPTION	ISSUED DATE
FR9N2025-02E	Rev. 01	Initial issue of report	Mar. 19, 2020

SUMMARY OF TEST RESULT

Report Section	FCC Rule	Description	Limit	Result	Remark
3.1	2.1049 & 15.403(i)	26dB & 99% Bandwidth	-	Pass	-
3.2	15.407(a)	Maximum Conducted Output Power	≤ 24 dBm	Pass	-
3.3	15.407(a)	Power Spectral Density	≤ 11 dBm	Pass	-
3.4	15.407(b)	Unwanted Emissions	15.407(b) & 15.209(a)	Pass	Under limit 3.89 dB at 5351.280 MHz
3.5	15.207	AC Conducted Emission	15.207(a)	Pass	Under limit 12.52 dB at 0.470 MHz
3.6	15.407(c)	Automatically Discontinue Transmission	Discontinue Transmission	Pass	-
3.7	15.203 & 15.407(a)	Antenna Requirement	N/A	Pass	-

Declaration of Conformity:
The test results with all measurement uncertainty excluded are presented in accordance with the regulation limits or requirements declared by manufacturers.
Comments and Explanations:
The declared of product specification for EUT presented in the report are provided by the manufacturer, and the manufacturer takes all the responsibilities for the accuracy of product specification.

1 General Description

1.1 Applicant

OnePlus Technology (Shenzhen) Co., Ltd
18C02, 18C03, 18C04 and 18C05, Shum Yip Terra Building, Binhe Avenue North, Futian District, Shenzhen

1.2 Manufacturer

OnePlus Technology (Shenzhen) Co., Ltd
18C02, 18C03, 18C04 and 18C05, Shum Yip Terra Building, Binhe Avenue North, Futian District, Shenzhen

1.3 Product Feature of Equipment Under Test

Product Feature	
Equipment	Smart Phone
Brand Name	ONEPLUS
Model Name	IN2015
FCC ID	2ABZ2-EE103
EUT supports Radios application	CDMA/ GSM/ WCDMA/ LTE / 5GNR WLAN 2.4GHz 802.11b/g/n (HT20) WLAN 2.4GHz 802.11ax (HE20/HE40) WLAN 5GHz 802.11a/n/ac (HT20/HT40/VHT20/VHT40/VHT80) WLAN 5GHz 802.11ax (HE20/HE40/HE80) Bluetooth BR / EDR / LE GNSS / NFC
IMEI/MEID Code	Conducted: 99001575002227 Conduction: 001003902897498 Radiation: 001003902672834
HW Version	15
SW Version	Oxygen OS 10.5.IN21AA
EUT Stage	Production Unit

Remark:

1. The above EUT's information was declared by manufacturer. Please refer to the specifications or user's manual for more detailed description.
2. This is a variant report, the difference is to change the model name and SW version for market segment. The change has no influence on the test results, all the test results are leveraged from original report FR9N2025-01E.

1.4 Product Specification of Equipment Under Test

Standards-related Product Specification	
Tx/Rx Frequency Range	5180 MHz ~ 5240 MHz 5260 MHz ~ 5320 MHz 5500 MHz ~ 5720 MHz
Maximum Output Power to Antenna	**<MIMO Ant. 1+2>** **<5180 MHz ~ 5240 MHz>** 802.11a : 19.39 dBm / 0.0869 W 802.11n HT20 : 19.29 dBm / 0.0849 W 802.11n HT40 : 20.72 dBm / 0.1180 W 802.11ac VHT20 : 19.28 dBm / 0.0847 W 802.11ac VHT40 : 20.69 dBm / 0.1172 W 802.11ac VHT80 : 18.26 dBm / 0.0670 W 802.11ax HE20 : 19.34 dBm / 0.0859 W 802.11ax HE 40 : 20.35 dBm / 0.1084 W 802.11ax HE 80 : 18.79 dBm / 0.0757 W **<5260 MHz ~ 5320 MHz>** 802.11a : 19.43 dBm / 0.0877 W 802.11n HT20 : 19.49 dBm / 0.0889 W 802.11n HT40 : 20.90 dBm / 0.1230 W 802.11ac VHT20 : 19.47 dBm / 0.0885 W 802.11ac VHT40 : 20.87 dBm / 0.1222 W 802.11ac VHT80 : 18.23 dBm / 0.0665 W 802.11ax HE20 : 19.55 dBm / 0.0902 W 802.11ax HE 40 : 20.51 dBm / 0.1125 W 802.11ax HE 80 : 18.87 dBm / 0.0771 W **<5500 MHz ~ 5720 MHz >** 802.11a : 19.22 dBm / 0.0836 W 802.11n HT20 : 19.04 dBm / 0.0802 W 802.11n HT40 : 20.44 dBm / 0.1107 W 802.11ac VHT20 : 19.02 dBm / 0.0798 W 802.11ac VHT40 : 20.41 dBm / 0.1099 W 802.11ac VHT80 : 18.17 dBm / 0.0656 W 802.11ax HE20 : 19.08 dBm / 0.0809 W 802.11ax HE 40 : 19.97 dBm / 0.0993 W 802.11ax HE 80 : 18.55 dBm / 0.0716 W
99% Occupied Bandwidth	**<MIMO Ant. 1+2>** **<5180 MHz ~ 5240 MHz>** 802.11a : 16.38 MHz 802.11n HT20 : 17.88 MHz 802.11n HT40 : 36.26 MHz 802.11ac VHT80 : 76.36 MHz 802.11ax HE20 : 18.98 MHz 802.11ax HE40 : 38.46 MHz 802.11ax HE80 : 77.80 MHz **<5260 MHz ~ 5320 MHz>** 802.11a : 16.38 MHz 802.11n HT20 : 17.73 MHz 802.11n HT40 : 36.26 MHz 802.11ac VHT80 : 76.24 MHz 802.11ax HE20 : 18.98 MHz 802.11ax HE40 : 37.86 MHz 802.11ax HE80 : 77.68 MHz

	<5500 MHz ~ 5720 MHz > 802.11a : 16.38 MHz 802.11n HT20 : 18.08 MHz 802.11n HT40 : 36.16 MHz 802.11ac VHT80 : 76.36 MHz 802.11ax HE20 : 18.93 MHz 802.11ax HE40 : 37.86 MHz 802.11ax HE80 : 77.80 MHz
Antenna Type / Gain	**<5180 MHz ~ 5240 MHz>** <Ant. 1> : PIFA Antenna with gain -3.00 dBi <Ant. 2> : PIFA Antenna with gain -3.00 dBi **<5260 MHz ~ 5320 MHz>** <Ant. 1> : PIFA Antenna with gain -3.00 dBi <Ant. 2> : PIFA Antenna with gain -3.00 dBi **<5500 MHz ~ 5720 MHz>** <Ant. 1> : PIFA Antenna with gain -3.00 dBi <Ant. 2> : PIFA Antenna with gain -3.00 dBi
Type of Modulation	802.11a/n/ac/ax : OFDM (BPSK / QPSK / 16QAM / 64QAM / 256QAM/1024QAM)
Antenna Function Description	

	Ant. 1	Ant. 2
802.11 a/n/ac/ax MIMO	V	V

Note:

1. For 11ax, manufacturer declared the EUT supports for OFDMA of Resource unit combination (26 tones, 52 tones, 106 tones, 242 tones). Pre-scanned conducted power for Resource unit combination, we choice 26 tones and full Resource unit combination to test.
2. The EUT supports for WLAN MIMO mode only.
3. For 802.11n HT20 / ac VHT20 and 802.11n HT40 / ac VHT40 mode, the whole testing have assessed only 802.11n HT20/ HT40 by referring to their maximum conducted power.

1.5 Modification of EUT

No modifications are made to the EUT during all test items.

1.6 Testing Location

Sporton International (Shenzhen) Inc. is accredited to ISO/IEC 17025:2017 by American Association for Laboratory Accreditation with Certificate Number 5145.01.

Test Firm	Sporton International (Shenzhen) Inc.		
Test Site Location	1/F, 2/F, Bldg 5, Shiling Industrial Zone, Xinwei Village, Xili, Nanshan, Shenzhen, 518055 People's Republic of China TEL: +86-755-86379589 FAX: +86-755-86379595		
Test Site No.	**Sporton Site No.**	**FCC Designation No.**	**FCC Test Firm Registration No.**
	CO01-SZ TH01-SZ	CN1256	421272

Test Firm	Sporton International (Shenzhen) Inc.		
Test Site Location	No. 3 Bldg the third floor of south, Shahe River west, Fengzeyuan Warehouse, Nanshan Shenzhen, 518055 People's Republic of China TEL: +86-755-33202398		
Test Site No.	**Sporton Site No.**	**FCC Designation No.**	**FCC Test Firm Registration No.**
	03CH02-SZ	CN1256	421272

1.7 Test Software

Item	Site	Manufacture	Name	Version
1.	03CH02-SZ	AUDIX	E3	6.2009-8-24a
2.	CO01-SZ	AUDIX	E3	6.120613b

1.8 Applicable Standards

According to the specifications of the manufacturer, the EUT must comply with the requirements of the following standards:

- 47 CFR Part 15 Subpart E
- FCC KDB 789033 D02 General UNII Test Procedures New Rules v02r01.
- FCC KDB 662911 D01 Multiple Transmitter Output v02r01.
- ANSI C63.10-2013

Remark:

1. All test items were verified and recorded according to the standards and without any deviation during the test.
2. This EUT has also been tested and complied with the requirements of FCC Part 15, Subpart B, recorded in a separate test report.

2 Test Configuration of Equipment Under Test

a. The EUT has been associated with peripherals and configuration operated in a manner tended to maximize its emission characteristics in a typical application. Frequency range investigated: conduction emission (150 kHz to 30 MHz), radiation emission (9 kHz to the 10th harmonic of the highest fundamental frequency or to 40 GHz, whichever is lower). For radiated measurement, pre-scanned in three orthogonal panels, X, Y, Z. The worst cases (Z plane) were recorded in this report.

b. AC power line Conducted Emission was tested under maximum output power.

2.1 Carrier Frequency and Channel

Frequency Band	Channel	Freq. (MHz)	Channel	Freq. (MHz)
5180-5240 MHz Band 1 (U-NII-1)	36	5180	44	5220
	38*	5190	46*	5230
	40	5200	48	5240
	42#	5210		

Frequency Band	Channel	Freq. (MHz)	Channel	Freq. (MHz)
5260-5320 MHz Band 2 (U-NII-2A)	52	5260	60	5300
	54*	5270	62*	5310
	56	5280	64	5320
	58#	5290		

Frequency Band	Channel	Freq. (MHz)	Channel	Freq. (MHz)
5500-5720 MHz Band 3 (U-NII-2C)	100	5500	112	5560
	102*	5510	116	5580
	104	5520	132	5660
	106#	5530	134*	5670
	108	5540	136	5680
	110*	5550	140	5700

Frequency Band	Channel	Freq. (MHz)	Channel	Freq. (MHz)
TDWR Channel	118*	5590	124	5620
	120	5600	126*	5630
	122#	5610	128	5640

Frequency Band	Channel	Freq. (MHz)	Channel	Freq. (MHz)
Straddle Channel	138#	5690	144	5720
	142*	5710		

Note:

1. The above Frequency and Channel in "*" were 802.11n HT40 and 802.11ac VHT40 and 802.11ax HE 40
2. The above Frequency and Channel in "#" were 802.11ac VHT80 and 802.11ax HE 80

2.2 Test Mode

Final test modes are considering the modulation and worse data rates as below table.

MIMO Mode

Modulation	Data Rate
802.11a	6 Mbps
802.11n HT20	MCS0
802.11n HT40	MCS0
802.11ac VHT80	MCS0
802.11ax HE20	MCS0
802.11ax HE40	MCS0
802.11ax HE 80	MCS0

Test Cases	
AC Conducted Emission	Mode 1 : GSM 850 Idle + Bluetooth Link + WLAN Link(5G) + USB Cable 1(Charging from Adapter)

Ch. #		Band I : 5180-5240 MHz	Band II : 5260-5320 MHz	Band III : 5500-5720MHz
		802.11a	802.11a	802.11a
L	Low	36	52	100
M	Middle	44	60	116
H	High	48	64	140
Straddle		-	-	144

Ch. #		Band I : 5180-5240 MHz	Band II : 5260-5320 MHz	Band III : 5500-5720MHz
		802.11n HT20	802.11n HT20	802.11n HT20
L	Low	36	52	100
M	Middle	44	60	116
H	High	48	64	140
Straddle		-	-	144

Ch. #		Band I : 5180-5240 MHz	Band II : 5260-5320 MHz	Band III : 5500-5720MHz
		802.11n HT40	802.11n HT40	802.11n HT40
L	Low	38	54	102
M	Middle	-	-	110
H	High	46	62	134
Straddle		-	-	142

Ch. #		Band I : 5180-5240 MHz	Band II : 5260-5320 MHz	Band III : 5500-5720MHz
		802.11ac VHT80	802.11ac VHT80	802.11ac VHT80
L	Low	-	-	106
M	Middle	42	58	-
H	High	-	-	122
Straddle		-	-	138

Ch. #		Band I : 5180-5240 MHz	Band II : 5260-5320 MHz	Band III : 5500-5720MHz
		802.11ax HE20	8 802.11ax HE20	802.11ax HE20
L	Low	36	52	100
M	Middle	44	60	116
H	High	48	64	140
Straddle		-	-	144

Ch. #		Band I : 5180-5240 MHz	Band II : 5260-5320 MHz	Band III : 5500-5720MHz
		802.11ax HE40	802.11ax HE40	802.11ax HE40
L	Low	38	54	102
M	Middle	-	-	110
H	High	46	62	134
Straddle		-	-	142

Ch. #		Band I : 5180-5240 MHz	Band II : 5260-5320 MHz	Band III : 5500-5720MHz
		802.11ax HE80	802.11ax HE80	802.11ax HE80
L	Low	-	-	106
M	Middle	42	58	-
H	High	-	-	122
Straddle		-	-	138

2.3 Connection Diagram of Test System

For Radiation

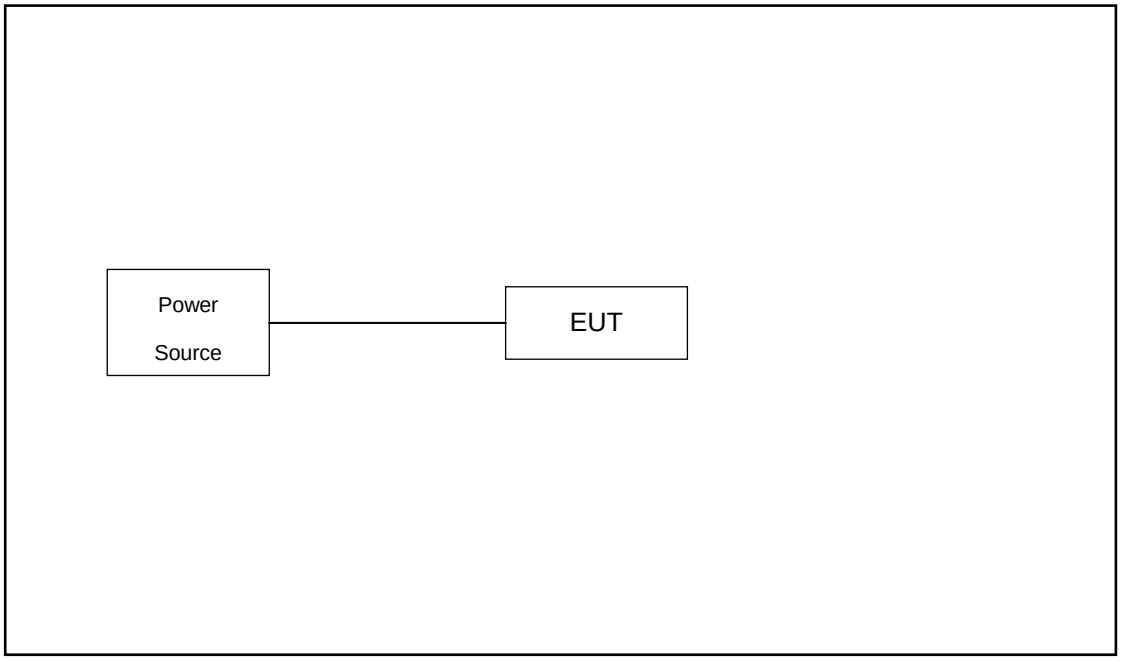

For Conducted Emission

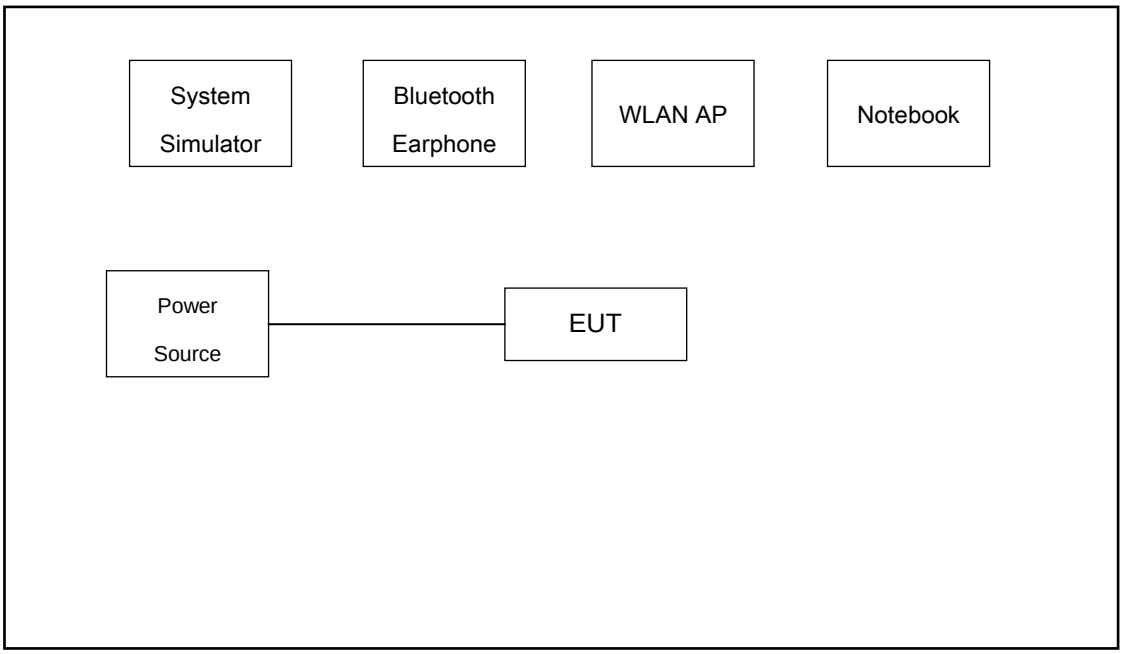

2.4 Support Unit used in test configuration and system

Item	Equipment	Trade Name	Model Name	FCC ID	Data Cable	Power Cord
1.	System Simulator	Anritsu	MT8820C	N/A	N/A	Unshielded,1.8m
2.	Bluetooth Earphone	Samsung	EO-MG900	N/A	N/A	N/A
3.	Notebook	Lenovo	E540	FCC DoC	N/A	AC I/P : Unshielded, 1.2m DC O/P : Shielded, 1.8m
4.	WLAN AP	D-Link	DIR-820L	KA2IR820LA1	N/A	Unshielded,1.8m

2.5 EUT Operation Test Setup

For WLAN RF test items, an engineering test program was provided and enabled to make EUT continuous transmit/receive.

For AC power line conducted emissions, the EUT was set to connect with the WLAN AP under large package sizes transmission.

2.6 Measurement Results Explanation Example

For all conducted test items:

The offset level is set in the spectrum analyzer to compensate the RF cable loss and attenuator factor between EUT conducted output port and spectrum analyzer. With the offset compensation, the spectrum analyzer reading level is exactly the EUT RF output level.

Example :

The spectrum analyzer offset is derived from RF cable loss and attenuator factor.

Offset = RF cable loss + attenuator factor.

Following shows an offset computation example with cable loss 2.50 dB and 20dB attenuator.

Offset(dB) = RF cable loss(dB) + attenuator factor(dB).

= 2.50 + 20 = 22.50 (dB)

3 Test Result

3.1 26dB & 99% Occupied Bandwidth Measurement

3.1.1 Description of 26dB & 99% Occupied Bandwidth

This section is for reporting purpose only.

There is no restriction limits for bandwidth.

For Straddle Channel, According to KDB 789033 D02 General UNII Test Procedures New Rules v02r01, If the power and PSD of the devices are uniform and comply with the lower limits specified for the U-NII-2 bands, a single measurement over the entire emission bandwidth can be performed to show compliance.

3.1.2 Measuring Instruments

The measuring equipment is listed in the section 4 of this test report.

3.1.3 Test Procedures

1. The testing follows FCC KDB 789033 D02 General UNII Test Procedures New Rules v02r01. Section C) Emission bandwidth
2. Set RBW = approximately 1% of the emission bandwidth.
3. Set the VBW > RBW.
4. Detector = Peak.
5. Trace mode = max hold
6. Measure the maximum width of the emission that is 26 dB down from the peak of the emission. Compare this with the RBW setting of the analyzer. Readjust RBW and repeat measurement as needed until the RBW/EBW ratio is approximately 1%.
7. For 99% Bandwidth Measurement, the spectrum analyzer's resolution bandwidth (RBW) is set 3MHz and set the Video bandwidth (VBW) ≥ 3 * RBW.
8. Measure and record the results in the test report.

3.1.4 Test Setup

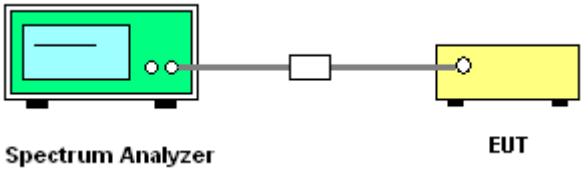

3.1.5 Test Result of 26dB & 99% Occupied Bandwidth

Please refer to Appendix A.

Maximum 26dB Bandwidth

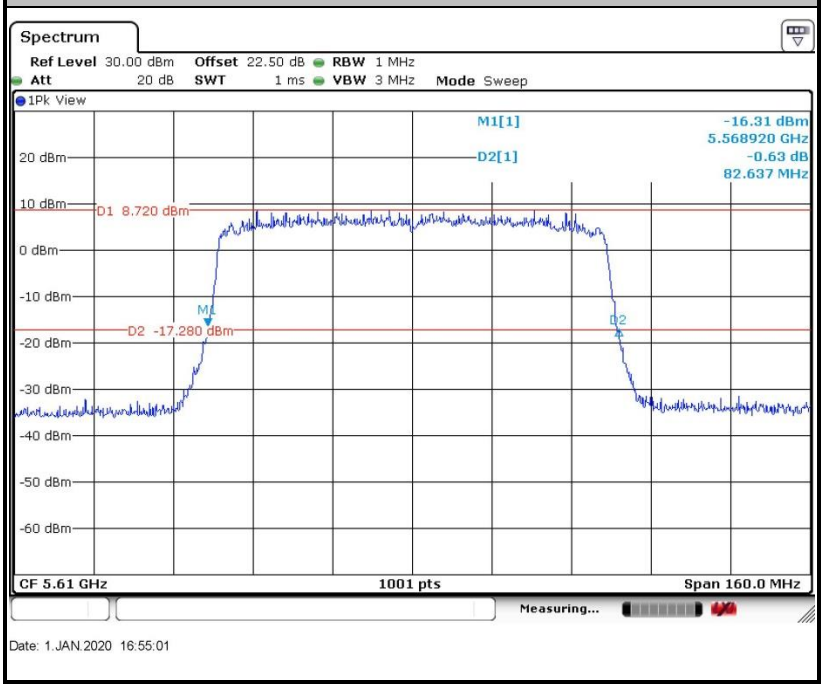

Maximum 99% Occupied Bandwidth

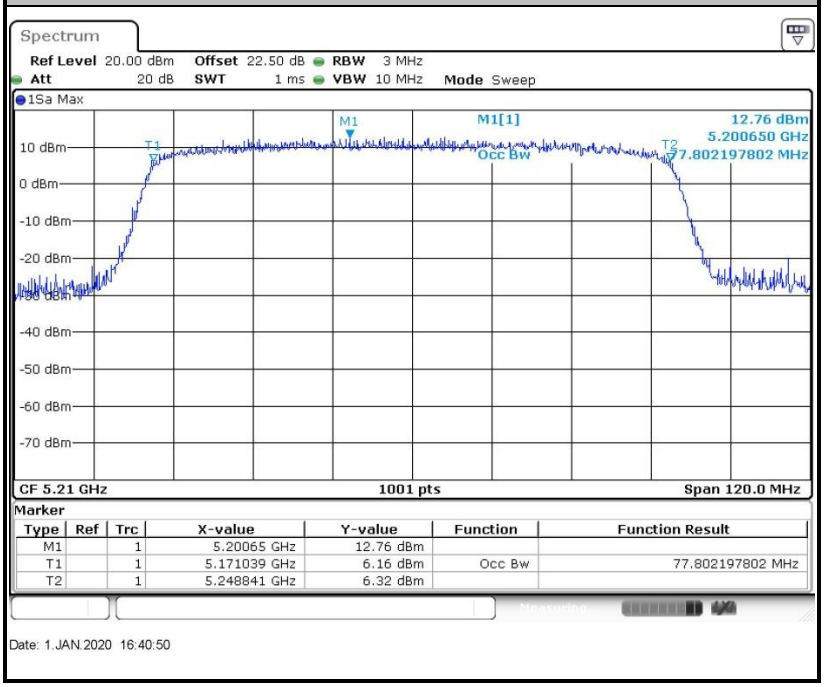

Note: The occupied channel bandwidth is maintained within the band of operation for all of the modulations.

3.2 Maximum Conducted Output Power Measurement

3.2.1 Limit of Maximum Conducted Output Power

<FCC 14-30 CFR 15.407>

For mobile and portable client devices in the 5.15–5.25 GHz band, the maximum conducted output power over the frequency band of operation shall not exceed 250 mW.

For the 5.25–5.725 GHz bands, the maximum conducted output power over the frequency bands of operation shall not exceed the lesser of 250 mW or 11 dBm 10 log B, where B is the 26 dB emission bandwidth in megahertz.

For Straddle Channel, According to KDB 789033 D02 General UNII Test Procedures New Rules v02r01, If the power and PSD of the devices are uniform and comply with the lower limits specified for the U-NII-2 bands, a single measurement over the entire emission bandwidth can be performed to show compliance.

If transmitting antennas of directional gain greater than 6 dBi are used, the peak output power shall be reduced by the amount in dB that the directional gain of the antenna exceeds 6 dBi.

Note that U-NII-2 band, devices with a maximum e.i.r.p. greater than 500 mW shall implement TPC in order to have the capability to operate at least 6 dB below the maximum permitted e.i.r.p. of 1 W.

3.2.2 Measuring Instruments

The measuring equipment is listed in the section 4 of this test report.

3.2.3 Test Procedures

The testing follows Method PM of FCC KDB 789033 D02 General UNII Test Procedures New Rules v02r01.

Method PM (Measurement using an RF average power meter):

1. Measurement is performed using a wideband RF power meter.
2. The EUT is configured to transmit continuously with a consistent duty cycle at its maximum power control level.
3. Measure the average power of the transmitter, and the average power is corrected with duty factor, 10 log(1/x), where x is the duty cycle.

For Straddle Channel, According to KDB 789033 D02 General UNII Test Procedures New Rules v02r01, If the power and PSD of the devices are uniform and comply with the lower limits specified for the U-NII-2 bands, a single measurement over the entire emission bandwidth can be performed to show compliance.

3.2.4 Test Setup

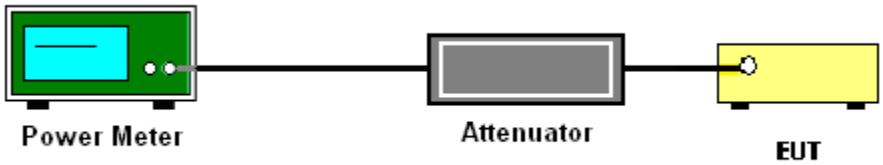

3.2.5 Test Result of Maximum Conducted Output Power

Please refer to Appendix A.

3.3 Power Spectral Density Measurement

3.3.1 Limit of Power Spectral Density

<FCC 14-30 CFR 15.407>

For mobile and portable client devices in the 5.15–5.25 GHz band, the maximum power spectral density shall not exceed 11dBm in any 1 megahertz band.

For the 5.25–5.725 GHz bands, the maximum power spectral density shall not exceed 11 dBm in any 1 megahertz band.

For Straddle Channel, According to KDB 789033 D02 General UNII Test Procedures New Rules v02r01, If the power and PSD of the devices are uniform and comply with the lower limits specified for the U-NII-2 bands, a single measurement over the entire emission bandwidth can be performed to show compliance.

If transmitting antennas of directional gain greater than 6 dBi are used, the peak output power shall be reduced by the amount in dB that the directional gain of the antenna exceeds 6 dBi.

3.3.2 Measuring Instruments

The measuring equipment is listed in the section 4 of this test report.

3.3.3 Test Procedures

The testing follows FCC KDB 789033 D02 General UNII Test Procedures New Rules v02r01. Section F) Maximum power spectral density.

 # Method SA-2 #

(trace averaging across on and off times of the EUT transmissions, followed by duty cycle correction).

- Measure the duty cycle.
- Set span to encompass the entire emission bandwidth (EBW) of the signal.
- Set RBW = 1 MHz.
- Set VBW ≥ 3 MHz.
- Number of points in sweep ≥ 2 Span / RBW.
- Sweep time = auto.
- Detector = RMS
- Trace average at least 100 traces in power averaging mode.
- Add 10 log(1/x), where x is the duty cycle, to the measured power in order to compute the average power during the actual transmission times. For example, add 10 log(1/0.25) = 6 dB if the duty cycle is 25 percent.

1. The RF output of EUT was connected to the spectrum analyzer by a low loss cable.
2. Each plot has already offset with cable loss, and attenuator loss. Measure the PPSD and record it.
3. For MIMO mode, calculation method follows FCC KDB 662911 D01 Multiple Transmitter Output v02r01.

   Method (a): Measure and sum the spectra across the outputs.

   The total final Power Spectral Density is from a device with 2 transmitter outputs. The spectrum measurements of the individual outputs are all performed with the same span and number of points, the spectrum value in the first spectral bin of output 1 is summed with that in the first spectral bin of output 2 to obtain the value for the first frequency bin of the summed spectrum.

3.3.4 Test Setup

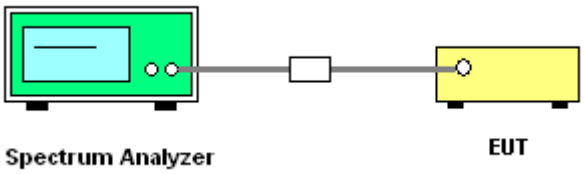

3.3.5 Test Result of Power Spectral Density

Please refer to Appendix A.

Worst Case Power Density (dBm/MHz)

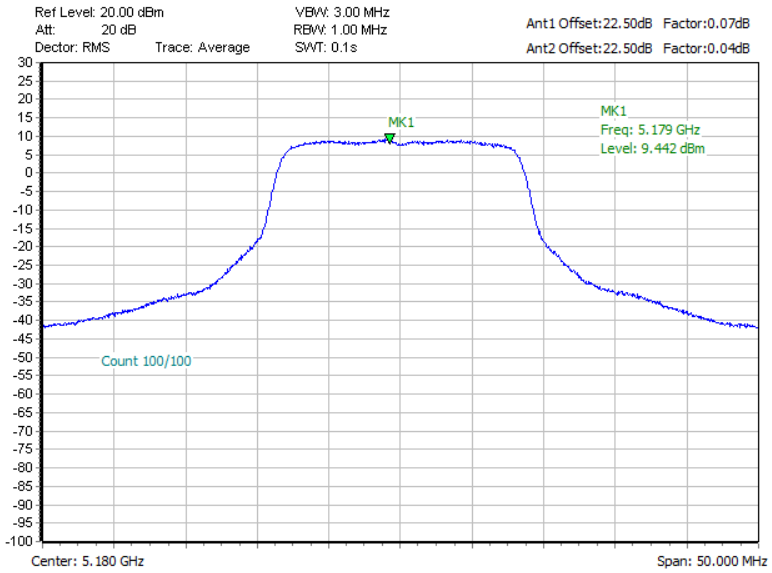

3.4 Unwanted Emissions Measurement

This section is to measure unwanted emissions through radiated measurement for band edge spurious emissions and out of band emissions measurement.

3.4.1 Limit of Unwanted Emissions

(1) For transmitters operating in the 5150-5250 MHz band: all emissions outside of the 5150-5350 MHz band shall not exceed an EIRP of –27dBm/MHz.

For transmitters operating in the 5250-5350 MHz band: all emissions outside of the 5150-5350 MHz band shall not exceed an EIRP of -27 dBm/MHz. Devices operating in the 5250-5350 MHz band that generate emissions in the 5150-5250 MHz band must meet all applicable technical requirements for operation in the 5150-5250 MHz band (including indoor use) or alternatively meet an out-of-band emission EIRP limit of -27 dBm/MHz in the 5150-5250 MHz band.

For transmitters operating in the 5470-5600 MHz and 5650-5725MHz band: all emissions outside of the 5470-5600 MHz and 5650-5725MHz band shall not exceed an EIRP of -27 dBm/MHz.

(2) Unwanted spurious emissions fallen in restricted bands shall comply with the general field strength limits as below table,

Frequency (MHz)	Field Strength (microvolts/meter)	Measurement Distance (meters)
0.009 – 0.490	2400/F(kHz)	300
0.490 – 1.705	24000/F(kHz)	30
1.705 – 30.0	30	30
30 – 88	100	3
88 – 216	150	3
216 - 960	200	3
Above 960	500	3

EIRP (dBm)	Field Strength at 3m (dBμV/m)
- 27	68.2

Note: The following formula is used to convert the EIRP to field strength.

$$EIRP = E_{Meas} + 20\log(d_{Meas}) - 104.7$$

where

EIRP is the equivalent isotropically radiated power, in dBm

E_{Meas} is the field strength of the emission at the measurement distance, in dBμV/m

d_{Meas} is the measurement distance, in m

3.4.2 Measuring Instruments

The measuring equipment is listed in the section 4 of this test report.

3.4.3 Test Procedures

1. The testing follows FCC KDB 789033 D02 General UNII Test Procedures New Rules v02r01. Section G) Unwanted emissions measurement.

   (1) Procedure for Unwanted Emissions Measurements Below 1000MHz

   - RBW = 120 kHz
   - VBW = 300 kHz
   - Detector = Peak
   - Trace mode = max hold

   (2) Procedure for Peak Unwanted Emissions Measurements Above 1000 MHz

   - RBW = 1 MHz
   - VBW ≥ 3 MHz
   - Detector = Peak
   - Sweep time = auto
   - Trace mode = max hold

   (3) Procedures for Average Unwanted Emissions Measurements Above 1000MHz

   - RBW = 1 MHz
   - VBW = 10 Hz, when duty cycle is no less than 98 percent.
   - VBW ≥ 1/T, when duty cycle is less than 98 percent where T is the minimum transmission duration over which the transmitter is on and is transmitting at its maximum power control level for the tested mode of operation.

2. The EUT was placed on a turntable with 0.8 meter for frequency below 1GHz and 1.5 meter for frequency above 1GHz respectively above ground.
3. The EUT was set 3 meters from the interference receiving antenna which was mounted on the top of a variable height antenna tower.
4. The antenna is a broadband antenna and its height is adjusted between one meter and four meters above ground to find the maximum value of the field strength for both horizontal polarization and vertical polarization of the antenna.
5. For each suspected emission, the EUT was arranged to its worst case and then adjust the antenna tower (from 1 m to 4 m) and turntable (from 0 degree to 360 degrees) to find the maximum reading.
6. For testing below 1GHz, if the emission level of the EUT in peak mode was 3 dB lower than the limit specified, then peak values of EUT will be reported, otherwise, the emissions will be repeated one by one using the CISPR quasi-peak method and reported.
7. For testing above 1GHz, the emission level of the EUT in peak mode was 20dB lower than average limit (that means the emission level in average mode also complies with the limit in average mode), then peak values of EUT will be reported, otherwise, the emissions will be measured in average mode again and reported.

3.4.4 Test Setup

For radiated emissions below 30MHz

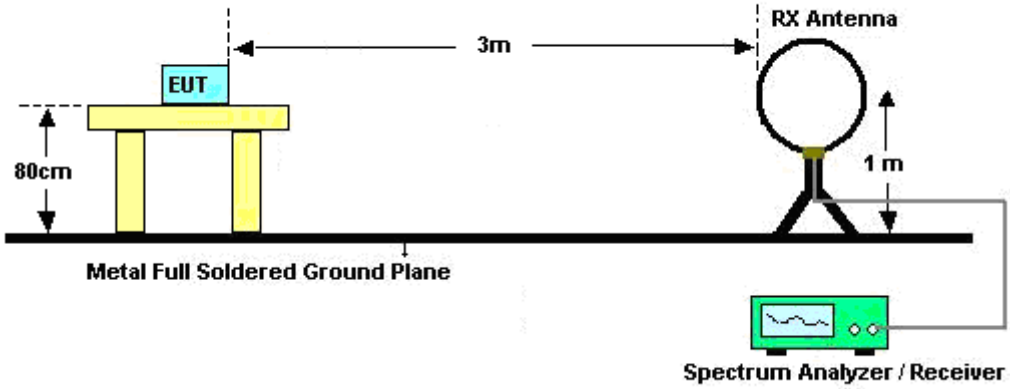

For radiated emissions from 30MHz to 1GHz

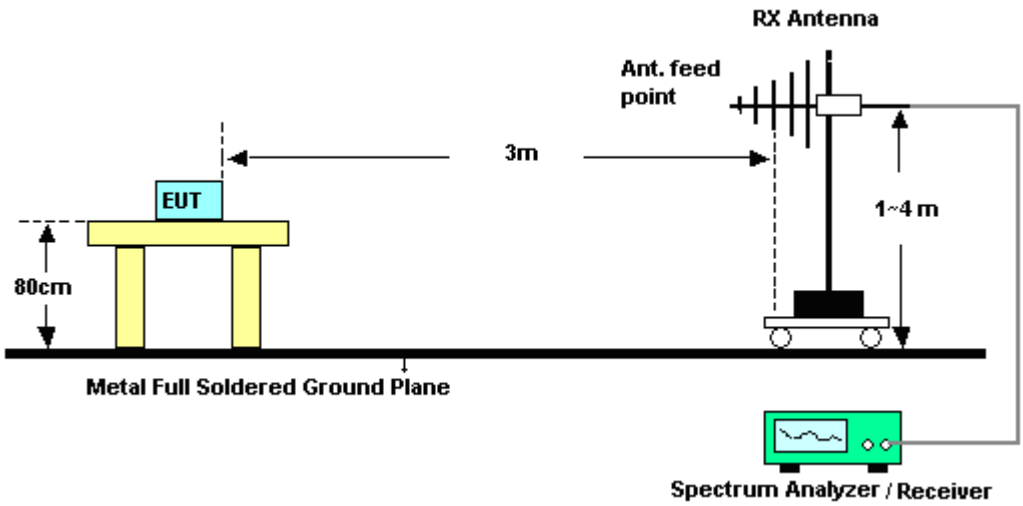

For radiated emissions above 1GHz

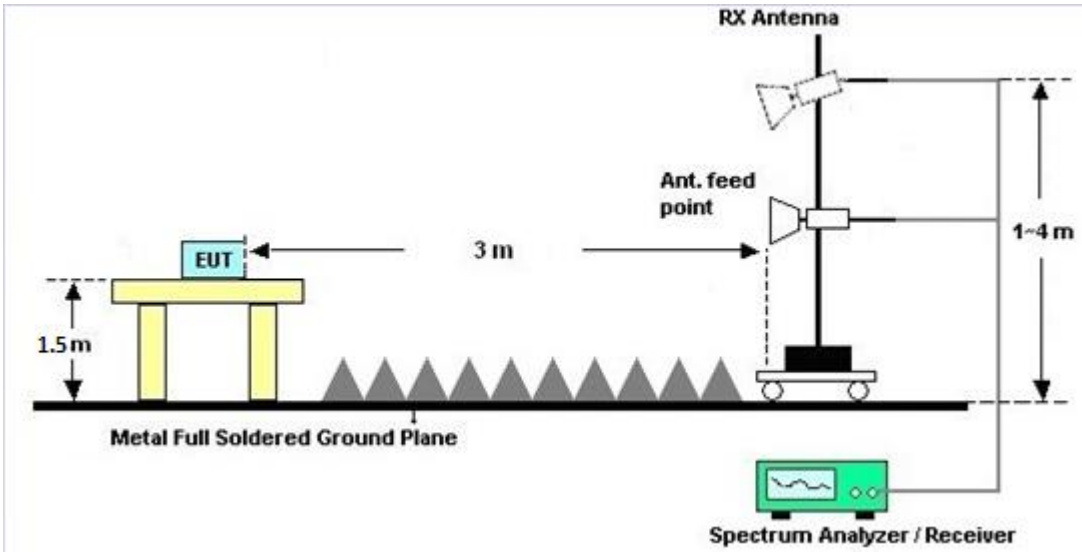

3.4.5 Test Results of Radiated Spurious Emissions (9 kHz ~ 30 MHz)

The low frequency, which started from 9 kHz to 30MHz, was pre-scanned and the result which was 20dB lower than the limit line was not reported.

There is a comparison data of both open-field test site and semi-Anechoic chamber, and the result came out very similar.

3.4.6 Test Result of Radiated Spurious at Band Edges

Please refer to Appendix C.

3.4.7 Duty Cycle

Please refer to Appendix D.

3.4.8 Test Result of Radiated Spurious Emissions (30MHz ~ 10th Harmonic)

Please refer to Appendix C.

3.5 AC Conducted Emission Measurement

3.5.1 Limit of AC Conducted Emission

For equipment that is designed to be connected to the public utility (AC) power line, the radio frequency voltage that is conducted back onto the AC power line on any frequency or frequencies within the band 150 kHz to 30 MHz shall not exceed the limits in the following table.

Frequency of emission (MHz)	Conducted limit (dBμV)	
	Quasi-peak	Average
0.15-0.5	66 to 56*	56 to 46*
0.5-5	56	46
5-30	60	50

*Decreases with the logarithm of the frequency.

3.5.2 Measuring Instruments

The measuring equipment is listed in the section 4 of this test report.

3.5.3 Test Procedures

1. The EUT was placed 0.4 meter from the conducting wall of the shielding room was kept at least 80 centimeters from any other grounded conducting surface.
2. Connect EUT to the power mains through a line impedance stabilization network (LISN).
3. All the support units are connecting to the other LISN.
4. The LISN provides 50 ohm coupling impedance for the measuring instrument.
5. The FCC states that a 50 ohm, 50 microhenry LISN should be used.
6. Both sides of AC line were checked for maximum conducted interference.
7. The frequency range from 150 kHz to 30 MHz was searched.
8. Set the test-receiver system to Peak Detect Function and specified bandwidth with Maximum Hold Mode.

3.5.4 Test Setup

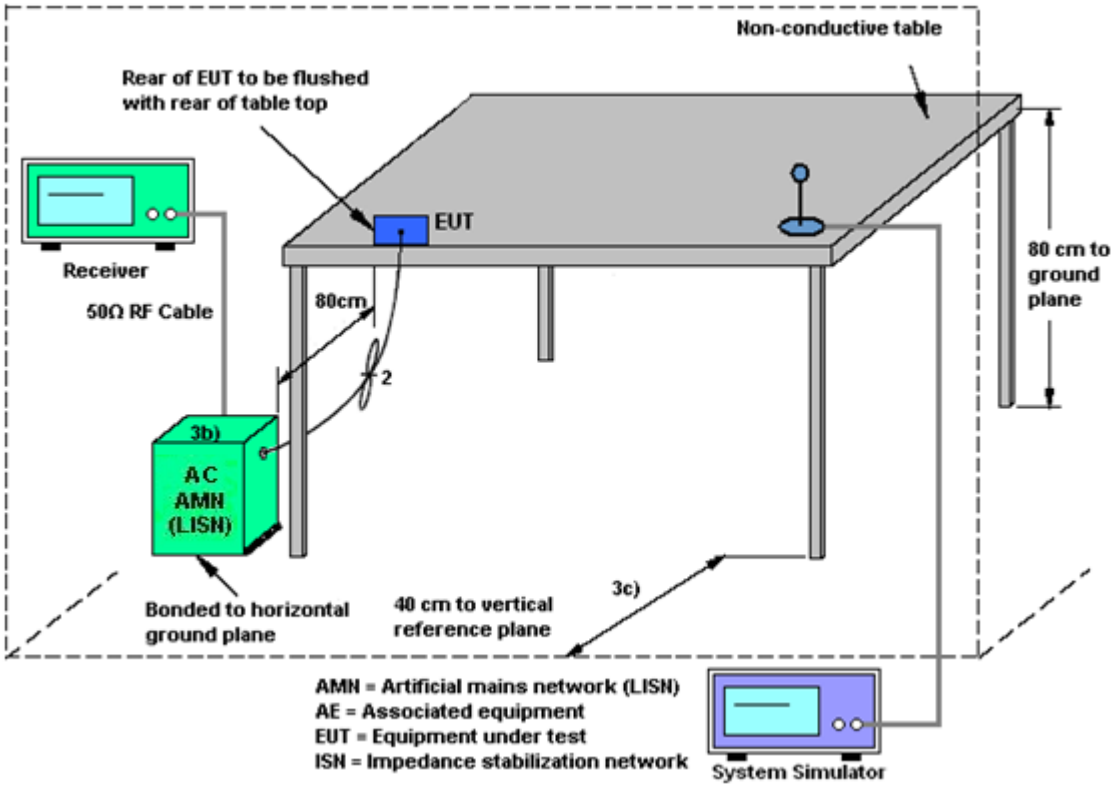

3.5.5 Test Result of AC Conducted Emission

Please refer to Appendix B.

3.6 Automatically Discontinue Transmission

3.6.1 Limit of Automatically Discontinue Transmission

The device shall automatically discontinue transmission in case of either absence of information to transmit or operational failure. These provisions are not intended to preclude the transmission of control or signaling information or the use of repetitive codes used by certain digital technologies to complete frame or burst intervals. Applicants shall include in their application for equipment authorization to describe how this requirement is met.

3.6.2 Measuring Instruments

The measuring equipment is listed in the section 4 of this test report.

3.6.3 Test Result of Automatically Discontinue Transmission

While the EUT is not transmitting any information, the EUT can automatically discontinue transmission and become standby mode for power saving. The EUT can detect the controlling signal of ACK message transmitting from remote device and verify whether it shall resend or discontinue transmission.

3.7 Antenna Requirements

3.7.1 Standard Applicable

If transmitting antenna directional gain is greater than 6 dBi, both the peak transmit power and the peak power spectral density shall be reduced by the amount in dB that the directional gain of the antenna exceeds 6 dBi.

3.7.2 Antenna Anti-Replacement Construction

An embedded-in antenna design is used.

3.7.3 Antenna Gain

<CDD Modes >

FCC KDB 662911 D01 Multiple Transmitter Output v02r01

For CDD transmissions, directional gain is calculated as

Directional gain = GANT + Array Gain, where Array Gain is as follows.

For power spectral density (PSD) measurements on all devices,

Array Gain = 10 log(NANT/NSS=1) dB.

For power measurements on IEEE 802.11 devices,

Array Gain = 0 dB (i.e., no array gain) for NANT ≤ 4.

Directional gain may be calculated by using the formulas applicable to equal gain antennas with GANT set equal to the gain of the antenna having the highest gain;

The EUT supports CDD mode.

For power, the directional gain GANT is set equal to the antenna having the highest gain, i.e., F)2)f)i).

For PSD, the directional gain calculation is following F)2)f)ii) of KDB 662911 D01 v02r01.

The power and PSD limit should be modified if the directional gain of EUT is over 6 dBi,

The directional gain “DG” is calculated as following table.

<CDD Modes>

	Ant. 1 (dBi)	Ant. 2 (dBi)	DG for Power (dBi)	DG for PSD (dBi)	Power Limit Reduction (dB)	PSD Limit Reduction (dB)
Band I	-3.00	-3.00	-3.00	0.01	0.00	0.00
Band II	-3.00	-3.00	-3.00	0.01	0.00	0.00
Band III	-3.00	-3.00	-3.00	0.01	0.00	0.00

Power limit reduction = Composite gain – 6dBi, (min = 0)

PSD limit reduction = Composite gain + PSD Array gain – 6dBi, (min = 0)

4 List of Measuring Equipment

Instrument	Manufacturer	Model No.	Serial No.	Characteristics	Calibration Date	Test Date	Due Date	Remark
Spectrum Analyzer	R&S	FSV40	101078	10Hz~40GHz	Apr. 18, 2019	Jan. 01, 2019	Apr. 17, 2020	Conducted (TH01-SZ)
Pulse Power Senor	Anritsu	MA2411B	1207253	30MHz~40GHz	Dec. 26, 2019	Jan. 01, 2019	Dec. 25, 2020	Conducted (TH01-SZ)
Power Meter	Anritsu	ML2495A	1218010	50MHz Bandwidth	Dec. 26, 2019	Jan. 01, 2019	Dec. 25, 2020	Conducted (TH01-SZ)
EXA Spectrum Analyzer	KEYSIGHT	N9010A	MY55150213	10Hz~44GHz	Apr. 19, 2019	Dec.12, 2019~ Dec. 14, 2019	Apr. 18, 2020	Radiation (03CH02-SZ)
Loop Antenna	R&S	HFH2-Z2	100354	9kHz~30MHz	May 29, 2019	Dec.12, 2019~ Dec. 14, 2019	May 28, 2020	Radiation (03CH02-SZ)
Bilog Antenna	TeseQ	CBL6112D	35407	30MHz-2GHz	Jul. 19, 2019	Dec.12, 2019~ Dec. 14, 2019	Jul. 18, 2020	Radiation (03CH02-SZ)
Double Ridge Horn Antenna	SCHWARZBECK	BBHA 9120D	9120D-1285	1GHz~18GHz	Jan. 07, 2019	Dec.12, 2019~ Dec. 14, 2019	Jan. 06, 2020	Radiation (03CH02-SZ)
HF Amplifier	MITEQ	TTA1840-35-HG	1871923	18GHz~40GHz	Jul. 22. 2019	Dec.12, 2019~ Dec. 14, 2019	Jul. 21. 2020	Radiation (03CH02-SZ)
SHF-EHF Horn	com-power	AH-840	101071	18Ghz-40GHz	Apr. 18, 2019	Dec.12, 2019~ Dec. 14, 2019	Apr. 17, 2020	Radiation (03CH02-SZ)
LF Amplifier	Burgeon	BPA-530	102211	0.01~3000Mhz	Oct. 18, 2019	Dec.12, 2019~ Dec. 14, 2019	Oct. 17, 2020	Radiation (03CH02-SZ)
HF Amplifier	MITEQ	AMF-7D-00101800-30-10P-R	1943528	1GHz~18GHz	Oct. 18, 2019	Dec.12, 2019~ Dec. 14, 2019	Oct. 17, 2020	Radiation (03CH02-SZ)
HF Amplifier	KEYSIGHT	83017A	MY53270105	0.5GHz~26.5Ghz	Oct. 18, 2019	Dec.12, 2019~ Dec. 14, 2019	Oct. 17, 2020	Radiation (03CH02-SZ)
AC Power Source	Chroma	61601	616010002470	N/A	NCR	Dec.12, 2019~ Dec. 14, 2019	NCR	Radiation (03CH02-SZ)
Turn Table	Chaintek	T-200	N/A	0~360 degree	NCR	Dec.12, 2019~ Dec. 14, 2019	NCR	Radiation (03CH02-SZ)
Antenna Mast	Chaintek	MBS-400	N/A	1 m~4 m	NCR	Dec.12, 2019~ Dec. 14, 2019	NCR	Radiation (03CH02-SZ)
EMI Receiver	R&S	ESR7	101630	9kHz~7GHz;	Dec. 23, 2018	Dec.13, 2019	Dec. 22, 2019	Conduction (CO01-SZ)
AC LISN	EMCO	3816/2SH	00103912	9kHz~30MHz	Oct. 17, 2019	Dec.13, 2019	Oct. 16, 2020	Conduction (CO01-SZ)
AC LISN (for auxiliary equipment)	EMCO	3816/2SH	00103892	9kHz~30MHz	Dec. 23, 2018	Dec.13, 2019	Dec. 22, 2019	Conduction (CO01-SZ)
AC Power Source	Chroma	61602	616020000891	100Vac~250Vac	Jul. 23, 2019	Dec.13, 2019	Jul. 22, 2020	Conduction (CO01-SZ)

NCR: No Calibration Required

5 Uncertainty of Evaluation

The measurement uncertainties shown below were calculated in accordance with the requirements of ANSI 63.10-2013. All the measurement uncertainty value were shown with a coverage K=2 to indicate 95% level of confidence. The measurement data show herein meets or exceeds the CISPR measurement uncertainty values specified in CISPR 16-4-2 and can be compared directly to specified limit to determine compliance.

Uncertainty of Conducted Emission Measurement (150kHz ~ 30MHz)

Measuring Uncertainty for a Level of Confidence of 95% (U = 2Uc(y))	**2.6dB**

Uncertainty of Radiated Emission Measurement (30 MHz ~ 1000 MHz)

Measuring Uncertainty for a Level of Confidence of 95% (U = 2Uc(y))	**5.0dB**

Uncertainty of Radiated Emission Measurement (1000 MHz ~ 18000 MHz)

Measuring Uncertainty for a Level of Confidence of 95% (U = 2Uc(y))	**5.0dB**

Uncertainty of Radiated Emission Measurement (18000 MHz ~ 40000 MHz)

Measuring Uncertainty for a Level of Confidence of 95% (U = 2Uc(y))	**4.4dB**

Appendix A. Conducted Test Results

Appendix A. Test Result of Conducted Test Items

Test Engineer:	Zhang Jiang	Temperature:	21~25	°C
Test Date:	2020/1/1	Relative Humidity:	51~54	%

TEST RESULTS DATA
26dB and 99% OBW

Band I														
Mod.	Data Rate	NTX	CH.	Freq. (MHz)	99% Bandwidth (MHz)		26 dB Bandwidth (MHz)		IC 99% Bandwidth Power Limit (dBm)		IC 99% Bandwidth EIRP Limit (dBm)			Note
					Ant 1	Ant 2	Ant 1	Ant 2	Ant 1	Ant 2	Ant 1	Ant 2		
11a	6Mbps	2	36	5180	16.38	16.38	20.78	20.53	-		22.14			
11a	6Mbps	2	44	5220	16.33	16.38	20.88	20.68	-		22.13			
11a	6Mbps	2	48	5240	16.33	16.38	20.79	20.58	-		22.13			
HT20	MCS0	2	36	5180	17.53	17.53	21.48	22.28	-		22.44			
HT20	MCS0	2	44	5220	17.53	17.53	21.38	23.03	-		22.44			
HT20	MCS0	2	48	5240	17.88	17.63	21.68	22.73	-		22.46			
HT40	MCS0	2	38	5190	36.16	36.16	41.27	41.00	-		23.01			
HT40	MCS0	2	46	5230	36.26	36.16	41.36	40.73	-		23.01			
VHT80	MCS0	2	42	5210	76.24	76.36	81.20	81.52	-		23.01			
HE20	MCS0	2	36	5180	18.93	18.93	21.93	31.77	-		22.77			
HE20	MCS0	2	44	5220	18.93	18.98	27.92	30.52	-		22.77			
HE20	MCS0	2	48	5240	18.93	18.93	31.57	31.47	-		22.77			
HE40	MCS0	2	38	5190	37.86	38.46	41.45	41.45	-		23.01			
HE40	MCS0	2	46	5230	37.76	37.76	41.18	41.09	-		23.01			
HE80	MCS0	2	42	5210	77.68	77.80	81.84	81.84	-		23.01			

Report Number : FR9N2025-02E

TEST RESULTS DATA
Average Power Table

FCC Band I																		
Mod.	Data Rate	NTX	CH.	RU Config	Freq. (MHz)	Duty Factor (dB)		Average Conducted Power (dBm)			FCC Conducted Power Limit (dBm)		DG (dBi)			Pass/Fail	Power Setting	
						Ant 1	Ant 2	Ant 1	Ant 2	SUM	Ant 1	Ant 2	Ant 1	Ant 2				
11a	6Mbps	2	36		5180	0.07	0.04	17.13	15.47	19.39	24.00		-3.00			Pass	17	
11a	6Mbps	2	44		5220	0.07	0.04	17.06	15.44	19.33	24.00		-3.00			Pass	17	
11a	6Mbps	2	48		5240	0.07	0.04	17.11	15.41	19.35	24.00		-3.00			Pass	17	
HT20	MCS0	2	36		5180	0.05	0.04	16.92	15.36	19.22	24.00		-3.00			Pass	17	
HT20	MCS0	2	44		5220	0.05	0.04	16.90	15.38	19.22	24.00		-3.00			Pass	17	
HT20	MCS0	2	48		5240	0.05	0.04	17.03	15.38	19.29	24.00		-3.00			Pass	17	
HT40	MCS0	2	38		5190	0.07	0.08	17.32	15.74	19.62	24.00		-3.00			Pass	16	
HT40	MCS0	2	46		5230	0.07	0.08	18.43	16.84	20.72	24.00		-3.00			Pass	17	
VHT20	MCS0	2	36		5180	0.08	0.07	16.89	15.35	19.20	24.00		-3.00			Pass	17	
VHT20	MCS0	2	44		5220	0.08	0.07	16.88	15.37	19.20	24.00		-3.00			Pass	17	
VHT20	MCS0	2	48		5240	0.08	0.07	17.01	15.37	19.28	24.00		-3.00			Pass	17	
VHT40	MCS0	2	38		5190	0.18	0.15	17.28	15.69	19.57	24.00		-3.00			Pass	16	
VHT40	MCS0	2	46		5230	0.18	0.15	18.40	16.82	20.69	24.00		-3.00			Pass	17	
VHT80	MCS0	2	42		5210	0.31	0.28	15.99	14.35	18.26	24.00		-3.00			Pass	16	
HE20	MCS0	2	36	Full	5180	0.10	0.03	17.03	15.43	19.31	24.00		-3.00			Pass	17	
				26/0		0.10	0.03	8.41	7.53	11.00	24.00		-3.00			Pass	7	
				26/4		0.10	0.03	8.48	7.73	11.13	24.00		-3.00			Pass	7	
				26/8		0.10	0.03	8.46	7.65	11.08	24.00		-3.00			Pass	7	
			44	Full	5220	0.10	0.03	16.99	15.55	19.34	24.00		-3.00			Pass	17	
				26/0		0.10	0.03	8.51	7.54	11.06	24.00		-3.00			Pass	7	
				26/4		0.10	0.03	8.57	7.69	11.16	24.00		-3.00			Pass	7	
				26/8		0.10	0.03	8.53	7.51	11.06	24.00		-3.00			Pass	7	
			48	Full	5240	0.10	0.03	17.10	14.50	19.00	24.00		-3.00			Pass	17	
				26/0		0.10	0.03	8.39	7.57	11.01	24.00		-3.00			Pass	7	
				26/4		0.10	0.03	8.41	7.64	11.05	24.00		-3.00			Pass	7	
				26/8		0.10	0.03	8.38	7.49	10.97	24.00		-3.00			Pass	7	
HE40	MCS0	2	38	Full	5190	0.12	0.10	17.02	15.40	19.29	24.00		-3.00			Pass	16	
				26/0		0.12	0.10	5.81	4.89	8.38	24.00		-3.00			Pass	4.5	
				26/8		0.12	0.10	6.24	5.37	8.84	24.00		-3.00			Pass	4.5	
				26/17		0.12	0.10	5.94	4.92	8.47	24.00		-3.00			Pass	4.5	
			46	Full	5230	0.10	0.10	18.03	16.52	20.35	24.00		-3.00			Pass	17	
				26/0		0.10	0.10	5.84	4.93	8.42	24.00		-3.00			Pass	4.5	
				26/8		0.10	0.10	6.27	5.47	8.90	24.00		-3.00			Pass	4.5	
				26/17		0.10	0.10	5.93	4.91	8.46	24.00		-3.00			Pass	4.5	
HE80	MCS0	2	42	Full	5210	0.20	0.18	16.44	14.99	18.79	24.00		-3.00			Pass	16	
				26/0		0.20	0.18	0.73	1.87	4.35	24.00		-3.00			Pass	1	
				26/18		0.20	0.18	0.97	2.09	4.58	24.00		-3.00			Pass	1	
				26/36		0.20	0.18	0.74	1.84	4.34	24.00		-3.00			Pass	1	

TEST RESULTS DATA
Power Spectral Density

FCC Band I																
Mod.	Data Rate	NTX	CH.	RU Config	Freq. (MHz)	Duty Factor (dB)		Average Power Density (dBm/MHz)			Average PSD Limit (dBm/MHz)		DG (dBi)			Pass /Fail
						Ant 1	Ant 2	Ant 1	Ant 2	SUM	Ant 1	Ant 2	Ant 1	Ant 2		
11a	6Mbps	2	36		5180	0.07	0.04			9.44	11.00		0.01			Pass
11a	6Mbps	2	44		5220	0.07	0.04			9.20	11.00		0.01			Pass
11a	6Mbps	2	48		5240	0.07	0.04			8.85	11.00		0.01			Pass
HT20	MCS0	2	36		5180	0.05	0.04			8.54	11.00		0.01			Pass
HT20	MCS0	2	44		5220	0.05	0.04			8.58	11.00		0.01			Pass
HT20	MCS0	2	48		5240	0.05	0.04			8.60	11.00		0.01			Pass
HT40	MCS0	2	38		5190	0.07	0.08			7.14	11.00		0.01			Pass
HT40	MCS0	2	46		5230	0.07	0.08			7.17	11.00		0.01			Pass
VHT80	MCS0	2	42		5210	0.31	0.28			1.72	11.00		0.01			Pass
HE20	MCS0	2	36	Full	5180	0.10	0.03			8.39	11.00		0.01			Pass
				26/0		0.10	0.03			7.98	11.00		0.01			Pass
				26/4		0.10	0.03			7.04	11.00		0.01			Pass
				26/8		0.10	0.03			7.87	11.00		0.01			Pass
HE20	MCS0	2	44	Full	5220	0.10	0.03			8.51	11.00		0.01			Pass
				26/0		0.10	0.03			7.68	11.00		0.01			Pass
				26/4		0.10	0.03			6.72	11.00		0.01			Pass
				26/8		0.10	0.03			7.93	11.00		0.01			Pass
HE20	MCS0	2	48	Full	5240	0.10	0.03			8.46	11.00		0.01			Pass
				26/0		0.10	0.03			7.63	11.00		0.01			Pass
				26/4		0.10	0.03			6.84	11.00		0.01			Pass
				26/8		0.10	0.03			7.87	11.00		0.01			Pass
HE40	MCS0	2	38	Full	5190	0.12	0.10			5.88	11.00		0.01			Pass
				26/0		0.12	0.10			5.44	11.00		0.01			Pass
				26/8		0.12	0.10			5.80	11.00		0.01			Pass
				26/17		0.12	0.10			5.12	11.00		0.01			Pass
HE40	MCS0	2	46	Full	5230	0.12	0.10			5.73	11.00		0.01			Pass
				26/0		0.12	0.10			5.04	11.00		0.01			Pass
				26/8		0.12	0.10			5.72	11.00		0.01			Pass
				26/17		0.12	0.10			5.40	11.00		0.01			Pass
HE80	MCS0	2	42	Full	5210	0.20	0.18			1.23	11.00		0.01			Pass
				26/0		0.20	0.18			0.89	11.00		0.01			Pass
				26/18		0.20	0.18			0.69	11.00		0.01			Pass
				26/36		0.20	0.18			0.53	11.00		0.01			Pass

TEST RESULTS DATA
26dB and 99% OBW

Band II																
Mod.	Data Rate	NTX	CH.	Freq. (MHz)	99% Bandwidth (MHz)		26 dB Bandwidth (MHz)		IC 99% Bandwidth Power Limit (dBm)		IC 99% Bandwidth EIRP Limit (dBm)		FCC 26dB Bandwidth Power Limit (dBm)		Note
					Ant 1	Ant 2	Ant 1	Ant 2	Ant 1	Ant 2	Ant 1	Ant 2	Ant 1	Ant 2	
11a	6Mbps	2	52	5260	16.33	16.38	20.88	20.68	23.13		29.13		23.98		
11a	6Mbps	2	60	5300	16.33	16.38	20.78	20.68	23.13		29.13		23.98		
11a	6Mbps	2	64	5320	16.33	16.38	21.03	20.68	23.13		29.13		23.98		
HT20	MCS0	2	52	5260	17.53	17.53	21.48	22.83	23.44		29.44		23.98		
HT20	MCS0	2	60	5300	17.53	17.53	21.83	21.73	23.44		29.44		23.98		
HT20	MCS0	2	64	5320	17.73	17.58	21.33	22.58	23.45		29.45		23.98		
HT40	MCS0	2	54	5270	36.26	36.16	42.26	40.46	23.98		30.00		23.98		
HT40	MCS0	2	62	5310	36.26	36.16	41.45	40.82	23.98		30.00		23.98		
VHT80	MCS0	2	58	5290	76.24	76.24	81.84	81.20	23.98		30.00		23.98		
HE20	MCS0	2	52	5260	18.93	18.98	33.92	25.72	23.77		29.77		23.98		
HE20	MCS0	2	60	5300	18.98	18.93	27.47	26.92	23.77		29.77		23.98		
HE20	MCS0	2	64	5320	18.93	18.93	29.92	21.98	23.77		29.77		23.98		
HE40	MCS0	2	54	5270	37.86	37.76	41.27	41.09	23.98		30.00		23.98		
HE40	MCS0	2	62	5310	37.76	37.86	41.36	41.27	23.98		30.00		23.98		
HE80	MCS0	2	58	5290	77.68	77.68	82.00	82.00	23.98		30.00		23.98		

Report Number : FR9N2025-02E

TEST RESULTS DATA
Average Power Table

FCC Band II																		
Mod.	Data Rate	NTX	CH.	RU Config	Freq. (MHz)	Duty Factor (dB)		Average Conducted Power (dBm)			FCC Conducted Power Limit (dBm)		DG (dBi)		EIRP Power Limit (dBm)	Pass/Fail	Power Setting	
						Ant 1	Ant 2	Ant 1	Ant 2	SUM	Ant 1	Ant 2	Ant 1	Ant 2				
11a	6Mbps	2	52		5260	0.07	0.04	17.14	15.50	19.40	23.98		-3.00		26.99	Pass	17	
11a	6Mbps	2	60		5300	0.07	0.04	17.10	15.44	19.36	23.98		-3.00		26.99	Pass	17	
11a	6Mbps	2	64		5320	0.07	0.04	17.23	15.43	19.43	23.98		-3.00		26.99	Pass	17	
HT20	MCS0	2	52		5260	0.05	0.04	17.13	15.49	19.40	23.98		-3.00		26.99	Pass	17	
HT20	MCS0	2	60		5300	0.05	0.04	17.19	15.37	19.39	23.98		-3.00		26.99	Pass	17	
HT20	MCS0	2	64		5320	0.05	0.04	17.37	15.36	19.49	23.98		-3.00		26.99	Pass	17	
HT40	MCS0	2	54		5270	0.07	0.08	18.67	16.92	20.90	23.98		-3.00		26.99	Pass	17	
HT40	MCS0	2	62		5310	0.07	0.08	16.63	14.71	18.79	23.98		-3.00		26.99	Pass	15	
VHT20	MCS0	2	52		5260	0.08	0.07	17.11	15.47	19.38	23.98		-3.00		26.99	Pass	17	
VHT20	MCS0	2	60		5300	0.08	0.07	17.18	15.34	19.37	23.98		-3.00		26.99	Pass	17	
VHT20	MCS0	2	64		5320	0.08	0.07	17.33	15.35	19.47	23.98		-3.00		26.99	Pass	17	
VHT40	MCS0	2	54		5270	0.18	0.15	18.66	16.87	20.87	23.98		-3.00		26.99	Pass	17	
VHT40	MCS0	2	62		5310	0.18	0.15	16.60	14.66	18.75	23.98		-3.00		26.99	Pass	15	
VHT80	MCS0	2	58		5290	0.31	0.28	15.95	14.34	18.23	23.98		-3.00		26.99	Pass	16	
HE20	MCS0	2	52	Full	5260	0.10	0.03	17.18	15.57	19.46	23.98		-3.00		26.99	Pass	17	
				26/0		0.10	0.03	8.46	7.58	11.05	23.98		-3.00		26.99	Pass	7	
				26/4		0.10	0.03	8.40	7.75	11.10	23.98		-3.00		26.99	Pass	7	
				26/8		0.10	0.03	8.43	7.54	11.02	23.98		-3.00		26.99	Pass	7	
			60	Full	5300	0.10	0.03	17.25	15.53	19.48	23.98		-3.00		26.99	Pass	17	
				26/0		0.10	0.03	8.45	7.63	11.07	23.98		-3.00		26.99	Pass	7	
				26/4		0.10	0.03	8.71	7.71	11.25	23.98		-3.00		26.99	Pass	7	
				26/8		0.10	0.03	8.61	7.50	11.10	23.98		-3.00		26.99	Pass	7	
			64	Full	5320	0.10	0.03	17.41	15.46	19.55	23.98		-3.00		26.99	Pass	17	
				26/0		0.10	0.03	8.55	7.59	11.11	23.98		-3.00		26.99	Pass	7	
				26/4		0.10	0.03	8.74	7.65	11.24	23.98		-3.00		26.99	Pass	7	
				26/8		0.10	0.03	8.72	7.41	11.12	23.98		-3.00		26.99	Pass	7	
HE40	MCS0	2	54	Full	5270	0.12	0.10	18.28	16.55	20.51	23.98		-3.00		26.99	Pass	17	
				26/0		0.12	0.10	5.99	4.75	8.42	23.98		-3.00		26.99	Pass	4.5	
				26/8		0.12	0.10	6.33	5.27	8.84	23.98		-3.00		26.99	Pass	4.5	
				26/17		0.12	0.10	5.86	4.66	8.31	23.98		-3.00		26.99	Pass	4.5	
			62	Full	5310	0.12	0.10	17.24	15.34	19.40	23.98		-3.00		26.99	Pass	16	
				26/0		0.12	0.10	5.96	4.61	8.35	23.98		-3.00		26.99	Pass	4.5	
				26/8		0.12	0.10	6.25	5.13	8.74	23.98		-3.00		26.99	Pass	4.5	
				26/17		0.12	0.10	5.83	4.63	8.28	23.98		-3.00		26.99	Pass	4.5	
HE80	MCS0	2	58	Full	5290	0.20	0.18	16.57	15.00	18.87	23.98		-3.00		26.99	Pass	16	
				26/0		0.20	0.18	1.35	2.26	4.84	23.98		-3.00		26.99	Pass	1	
				26/18		0.20	0.18	1.67	2.53	5.13	23.98		-3.00		26.99	Pass	1	
				26/36		0.20	0.18	1.34	2.15	4.77	23.98		-3.00		26.99	Pass	1	

TEST RESULTS DATA
Power Spectral Density

Band II																
Mod.	Data Rate	NTX	CH.	RU Config	Freq. (MHz)	Duty Factor (dB)		Average Power Density (dBm/MHz)			Average PSD Limit (dBm/MHz)		DG (dBi)			Pass /Fail
						Ant 1	Ant 2	Ant 1	Ant 2	SUM	Ant 1	Ant 2	Ant 1	Ant 2		
11a	6Mbps	2	52		5260	0.07	0.04			8.79	11.00		0.01			Pass
11a	6Mbps	2	60		5300	0.07	0.04			8.68	11.00		0.01			Pass
11a	6Mbps	2	64		5320	0.07	0.04			8.73	11.00		0.01			Pass
HT20	MCS0	2	52		5260	0.05	0.04			8.51	11.00		0.01			Pass
HT20	MCS0	2	60		5300	0.05	0.04			8.35	11.00		0.01			Pass
HT20	MCS0	2	64		5320	0.05	0.04			8.38	11.00		0.01			Pass
HT40	MCS0	2	54		5270	0.07	0.08			7.06	11.00		0.01			Pass
HT40	MCS0	2	62		5310	0.07	0.08			6.89	11.00		0.01			Pass
VHT80	MCS0	2	58		5290	0.31	0.28			1.66	11.00		0.01			Pass
HE20	MCS0	2	52	Full	5260	0.10	0.03			8.24	11.00		0.01			Pass
				26/0		0.10	0.03			8.00	11.00		0.01			Pass
				26/4		0.10	0.03			7.13	11.00		0.01			Pass
				26/8		0.10	0.03			7.75	11.00		0.01			Pass
HE20	MCS0	2	60	Full	5300	0.10	0.03			8.19	11.00		0.01			Pass
				26/0		0.10	0.03			8.03	11.00		0.01			Pass
				26/4		0.10	0.03			7.37	11.00		0.01			Pass
				26/8		0.10	0.03			7.90	11.00		0.01			Pass
HE20	MCS0	2	64	Full	5320	0.10	0.03			8.35	11.00		0.01			Pass
				26/0		0.10	0.03			8.29	11.00		0.01			Pass
				26/4		0.10	0.03			7.09	11.00		0.01			Pass
				26/8		0.10	0.03			7.99	11.00		0.01			Pass
HE40	MCS0	2	54	Full	5270	0.12	0.10			5.67	11.00		0.01			Pass
				26/0		0.12	0.10			5.39	11.00		0.01			Pass
				26/8		0.12	0.10			5.65	11.00		0.01			Pass
				26/17		0.12	0.10			5.10	11.00		0.01			Pass
HE40	MCS0	2	62	Full	5310	0.12	0.10			5.54	11.00		0.01			Pass
				26/0		0.12	0.10			5.31	11.00		0.01			Pass
				26/8		0.12	0.10			5.07	11.00		0.01			Pass
				26/17		0.12	0.10			5.30	11.00		0.01			Pass
HE80	MCS0	2	58	Full	5290	0.20	0.18			1.20	11.00		0.01			Pass
				26/0		0.20	0.18			0.91	11.00		0.01			Pass
				26/18		0.20	0.18			0.94	11.00		0.01			Pass
				26/36		0.20	0.18			1.09	11.00		0.01			Pass

TEST RESULTS DATA
26dB and 99% OBW

Band III																
Mod.	Data Rate	NTX	CH.	Freq. (MHz)	99% Bandwidth (MHz)		26 dB Bandwidth (MHz)		IC 99% Bandwidth Power Limit (dBm)		IC 99% Bandwidth EIRP Limit (dBm)		FCC 26dB Bandwidth Power Limit (dBm)		Note
					Ant 1	Ant 2	Ant 1	Ant 2	Ant 1	Ant 2	Ant 1	Ant 2	Ant 1	Ant 2	
11a	6Mbps	2	100	5500	16.33	16.38	20.98	20.23	23.13		29.13		23.98		
11a	6Mbps	2	116	5580	16.33	16.38	20.93	20.63	23.13		29.13		23.98		
11a	6Mbps	2	140	5700	16.38	16.38	20.33	20.88	23.14		29.14		23.98		
11a	6Mbps	2	144	5720	16.38	16.38	20.93	20.83	23.14		29.14		23.98		
HT20	MCS0	2	100	5500	18.08	17.53	21.48	22.78	23.44		29.44		23.98		
HT20	MCS0	2	116	5580	17.53	17.53	21.53	22.48	23.44		29.44		23.98		
HT20	MCS0	2	140	5700	17.53	17.53	21.63	22.78	23.44		29.44		23.98		
HT20	MCS0	2	144	5720	17.53	17.53	21.58	23.23	23.44		29.44		23.98		
HT40	MCS0	2	102	5510	36.16	36.16	40.82	40.46	23.98		30.00		23.98		
HT40	MCS0	2	110	5550	36.16	36.16	41.09	40.91	23.98		30.00		23.98		
HT40	MCS0	2	134	5670	36.16	36.06	41.27	40.46	23.98		30.00		23.98		
HT40	MCS0	2	142	5710	36.16	36.16	40.64	40.55	23.98		30.00		23.98		
VHT80	MCS0	2	106	5530	76.24	76.36	81.04	81.68	23.98		30.00		23.98		
VHT80	MCS0	2	122	5610	76.12	76.24	81.84	81.84	23.98		30.00		23.98		
VHT80	MCS0	2	138	5690	76.24	76.24	81.52	82.00	23.98		30.00		23.98		
HE20	MCS0	2	100	5500	18.88	18.93	28.52	26.32	23.76		29.76		23.98		
HE20	MCS0	2	116	5580	18.93	18.93	26.17	22.08	23.77		29.77		23.98		
HE20	MCS0	2	140	5700	18.93	18.88	22.03	23.68	23.76		29.76		23.98		
HE20	MCS0	2	144	5720	18.93	18.93	25.72	22.28	23.77		29.77		23.98		
HE40	MCS0	2	102	5510	37.86	37.86	41.18	41.18	23.98		30.00		23.98		
HE40	MCS0	2	110	5550	37.86	37.76	41.54	41.00	23.98		30.00		23.98		
HE40	MCS0	2	134	5670	37.86	37.86	41.09	41.27	23.98		30.00		23.98		
HE40	MCS0	2	142	5710	37.76	37.76	41.36	41.09	23.98		30.00		23.98		
HE80	MCS0	2	106	5530	77.68	77.68	82.16	82.48	23.98		30.00		23.98		
HE80	MCS0	2	122	5610	77.80	77.68	81.84	82.64	23.98		30.00		23.98		
HE80	MCS0	2	138	5690	77.80	77.80	82.00	82.32	23.98		30.00		23.98		

Report Number : FR9N2025-02E

TEST RESULTS DATA
Average Power Table

FCC Band III																		
Mod.	Data Rate	NTX	CH.	RU Config	Freq. (MHz)	Duty Factor (dB)		Average Conducted Power (dBm)			FCC Conducted Power Limit (dBm)		DG (dBi)		EIRP Power Limit (dBm)	Pass/Fail	Power Setting	
						Ant 1	Ant 2	Ant 1	Ant 2	SUM	Ant 1	Ant 2	Ant 1	Ant 2				
11a	6Mbps	2	100		5500	0.07	0.04	17.10	15.11	19.22	23.98		-3.00		26.99	Pass	17	
11a	6Mbps	2	116		5580	0.07	0.04	17.19	14.84	19.18	23.98		-3.00		26.99	Pass	17	
11a	6Mbps	2	140		5700	0.07	0.04	16.78	14.75	18.89	23.98		-3.00		26.99	Pass	17	
11a	6Mbps	2	144		5720	0.07	0.04	16.87	14.67	18.91	23.98		-3.00		26.99	Pass	17	
HT20	MCS0	2	100		5500	0.05	0.04	17.13	14.55	19.04	23.98		-3.00		26.99	Pass	17	
HT20	MCS0	2	116		5580	0.05	0.04	17.07	14.29	18.91	23.98		-3.00		26.99	Pass	17	
HT20	MCS0	2	140		5700	0.05	0.04	16.27	14.33	18.42	23.98		-3.00		26.99	Pass	17	
HT20	MCS0	2	144		5720	0.05	0.04	16.31	14.24	18.41	23.98		-3.00		26.99	Pass	17	
HT40	MCS0	2	102		5510	0.07	0.08	18.47	15.92	20.39	23.98		-3.00		26.99	Pass	17	
HT40	MCS0	2	110		5550	0.07	0.08	18.54	15.91	20.44	23.98		-3.00		26.99	Pass	17	
HT40	MCS0	2	134		5670	0.07	0.08	17.97	15.71	20.00	23.98		-3.00		26.99	Pass	17	
HT40	MCS0	2	142		5710	0.07	0.08	17.72	15.66	19.83	23.98		-3.00		26.99	Pass	17	
VHT20	MCS0	2	100		5500	0.08	0.07	17.10	14.53	19.02	23.98		-3.00		26.99	Pass	17	
VHT20	MCS0	2	116		5580	0.08	0.07	17.06	14.27	18.90	23.98		-3.00		26.99	Pass	17	
VHT20	MCS0	2	140		5700	0.08	0.07	16.24	14.29	18.39	23.98		-3.00		26.99	Pass	17	
VHT20	MCS0	2	144		5720	0.08	0.07	16.28	14.22	18.38	23.98		-3.00		26.99	Pass	17	
VHT40	MCS0	2	102		5510	0.18	0.15	18.43	15.87	20.35	23.98		-3.00		26.99	Pass	17	
VHT40	MCS0	2	110		5550	0.18	0.15	18.52	15.88	20.41	23.98		-3.00		26.99	Pass	17	
VHT40	MCS0	2	134		5670	0.18	0.15	17.95	15.70	19.98	23.98		-3.00		26.99	Pass	17	
VHT40	MCS0	2	142		5710	0.18	0.15	17.69	15.64	19.80	23.98		-3.00		26.99	Pass	17	
VHT80	MCS0	2	106		5530	0.31	0.28	16.06	14.03	18.17	23.98		-3.00		26.99	Pass	16	
VHT80	MCS0	2	122		5610	0.31	0.28	16.04	13.88	18.10	23.98		-3.00		26.99	Pass	16	
VHT80	MCS0	2	138		5690	0.31	0.28	15.79	13.78	17.91	23.98		-3.00		26.99	Pass	16	
HE20	MCS0	2	100	Full	5500	0.10	0.03	17.18	14.57	19.08	23.98		-3.00		26.99	Pass	17	
				26/0		0.10	0.03	8.57	7.12	10.92	23.98		-3.00		26.99	Pass	7	
				26/4		0.10	0.03	8.64	7.14	10.96	23.98		-3.00		26.99	Pass	7	
				26/8		0.10	0.03	8.45	6.98	10.79	23.98		-3.00		26.99	Pass	7	
			116	Full	5580	0.10	0.03	17.09	14.19	18.89	23.98		-3.00		26.99	Pass	17	
				26/0		0.10	0.03	8.52	6.67	10.70	23.98		-3.00		26.99	Pass	7	
				26/4		0.10	0.03	8.52	6.72	10.72	23.98		-3.00		26.99	Pass	7	
				26/8		0.10	0.03	8.46	6.49	10.60	23.98		-3.00		26.99	Pass	7	
			140	Full	5700	0.10	0.03	16.31	14.36	18.45	23.98		-3.00		26.99	Pass	17	
				26/0		0.10	0.03	8.49	6.62	10.67	23.98		-3.00		26.99	Pass	7	
				26/4		0.10	0.03	8.51	6.80	10.75	23.98		-3.00		26.99	Pass	7	
				26/8		0.10	0.03	8.42	6.68	10.65	23.98		-3.00		26.99	Pass	7	
			144	Full	5720	0.10	0.03	16.32	14.24	18.41	23.98		-3.00		26.99	Pass	17	
				26/0		0.10	0.03	8.35	6.91	10.70	23.98		-3.00		26.99	Pass	7	
				26/4		0.10	0.03	8.29	7.11	10.75	23.98		-3.00		26.99	Pass	7	
				26/8		0.10	0.03	8.24	6.91	10.64	23.98		-3.00		26.99	Pass	7	
HE40	MCS0	2	102	Full	5510	0.12	0.10	17.06	14.41	18.94	23.98		-3.00		26.99	Pass	16	
				26/0		0.12	0.10	5.73	4.17	8.03	23.98		-3.00		26.99	Pass	4	
				26/8		0.12	0.10	5.99	4.74	8.42	23.98		-3.00		26.99	Pass	4	
				26/17		0.12	0.10	5.60	3.95	7.86	23.98		-3.00		26.99	Pass	4	
			110	Full	5550	0.12	0.10	18.14	15.33	19.97	23.98		-3.00		26.99	Pass	17	
				26/0		0.12	0.10	5.74	4.01	7.97	23.98		-3.00		26.99	Pass	4	
				26/8		0.12	0.10	5.99	4.44	8.29	23.98		-3.00		26.99	Pass	4	
				26/17		0.12	0.10	5.56	4.05	7.88	23.98		-3.00		26.99	Pass	4	
			134	Full	5670	0.12	0.10	17.53	15.18	19.52	23.98		-3.00		26.99	Pass	17	
				26/0		0.12	0.10	5.98	3.95	8.09	23.98		-3.00		26.99	Pass	4.5	
				26/8		0.12	0.10	6.42	4.48	8.57	23.98		-3.00		26.99	Pass	4.5	
				26/17		0.12	0.10	6.00	4.01	8.13	23.98		-3.00		26.99	Pass	4.5	
			142	Full	5710	0.12	0.10	17.30	15.17	19.37	23.98		-3.00		26.99	Pass	17	
				26/0		0.12	0.10	6.11	3.80	8.12	23.98		-3.00		26.99	Pass	4.5	
				26/8		0.12	0.10	6.48	4.40	8.57	23.98		-3.00		26.99	Pass	4.5	
				26/17		0.12	0.10	5.96	3.92	8.07	23.98		-3.00		26.99	Pass	4.5	
HE80	MCS0	2	106	Full	5530	0.20	0.18	16.61	14.12	18.55	23.98		-3.00		26.99	Pass	16	
				26/0		0.20	0.18	1.64	1.96	4.81	23.98		-3.00		26.99	Pass	1	
				26/18		0.20	0.18	1.68	1.89	4.80	23.98		-3.00		26.99	Pass	1	
				26/36		0.20	0.18	1.69	1.57	4.64	23.98		-3.00		26.99	Pass	1	
			122	Full	5610	0.20	0.18	16.44	13.99	18.40	23.98		-3.00		26.99	Pass	16	
				26/0		0.20	0.18	1.77	1.59	4.69	23.98		-3.00		26.99	Pass	1	
				26/18		0.20	0.18	1.86	1.35	4.62	23.98		-3.00		26.99	Pass	1	
				26/36		0.20	0.18	1.63	1.26	4.46	23.98		-3.00		26.99	Pass	1	
			138	Full	5690	0.20	0.18	16.00	14.05	18.14	23.98		-3.00		26.99	Pass	16	
				26/0		0.20	0.18	1.62	1.22	4.43	23.98		-3.00		26.99	Pass	1	
				26/18		0.20	0.18	1.97	1.19	4.61	23.98		-3.00		26.99	Pass	1	
				26/36		0.20	0.18	1.56	1.11	4.35	23.98		-3.00		26.99	Pass	1	

TEST RESULTS DATA
Power Spectral Density

Band III																
Mod.	Data Rate	NTX	CH.		Freq. (MHz)	Duty Factor (dB)		Average Power Density (dBm/MHz)			Average PSD Limit (dBm/MHz)		DG (dBi)			Pass /Fail
						Ant 1	Ant 2	Ant 1	Ant 2	SUM	Ant 1	Ant 2	Ant 1	Ant 2		
11a	6Mbps	2	100		5500	0.07	0.04			8.60	11.00		0.01			Pass
11a	6Mbps	2	116		5580	0.07	0.04			8.87	11.00		0.01			Pass
11a	6Mbps	2	140		5700	0.07	0.04			8.78	11.00		0.01			Pass
11a	6Mbps	2	144		5720	0.07	0.04			8.55	11.00		0.01			Pass
HT20	MCS0	2	100		5500	0.05	0.04			8.18	11.00		0.01			Pass
HT20	MCS0	2	116		5580	0.05	0.04			8.06	11.00		0.01			Pass
HT20	MCS0	2	140		5700	0.05	0.04			7.80	11.00		0.01			Pass
HT20	MCS0	2	144		5720	0.05	0.04			7.89	11.00		0.01			Pass
HT40	MCS0	2	102		5510	0.07	0.08			6.52	11.00		0.01			Pass
HT40	MCS0	2	110		5550	0.07	0.08			6.91	11.00		0.01			Pass
HT40	MCS0	2	134		5670	0.07	0.08			6.51	11.00		0.01			Pass
HT40	MCS0	2	142		5710	0.07	0.08			6.62	11.00		0.01			Pass
VHT80	MCS0	2	106		5530	0.31	0.28			1.88	11.00		0.01			Pass
VHT80	MCS0	2	122		5610	0.31	0.28			1.63	11.00		0.01			Pass
VHT80	MCS0	2	138		5690	0.31	0.28			1.91	11.00		0.01			Pass
HE20	MCS0	2	100	Full	5500	0.10	0.03			8.24	11.00		0.01			Pass
				26/0		0.10	0.03			8.15	11.00		0.01			Pass
				26/4		0.10	0.03			7.12	11.00		0.01			Pass
				26/8		0.10	0.03			7.90	11.00		0.01			Pass
HE20	MCS0	2	116	Full	5580	0.10	0.03			8.21	11.00		0.01			Pass
				26/0		0.10	0.03			7.91	11.00		0.01			Pass
				26/4		0.10	0.03			6.70	11.00		0.01			Pass
				26/8		0.10	0.03			7.71	11.00		0.01			Pass
HE20	MCS0	2	140	Full	5700	0.10	0.03			8.14	11.00		0.01			Pass
				26/0		0.10	0.03			7.64	11.00		0.01			Pass
				26/4		0.10	0.03			6.95	11.00		0.01			Pass
				26/8		0.10	0.03			7.74	11.00		0.01			Pass
HE20	MCS0	2	144	Full	5720	0.10	0.03			8.19	11.00		0.01			Pass
				26/0		0.10	0.03			7.85	11.00		0.01			Pass
				26/4		0.10	0.03			6.63	11.00		0.01			Pass
				26/8		0.10	0.03			7.87	11.00		0.01			Pass
HE40	MCS0	2	102	Full	5510	0.12	0.10			5.53	11.00		0.01			Pass
				26/0		0.12	0.10			4.85	11.00		0.01			Pass
				26/8		0.12	0.10			5.38	11.00		0.01			Pass
				26/17		0.12	0.10			4.99	11.00		0.01			Pass
HE40	MCS0	2	110	Full	5550	0.12	0.10			5.57	11.00		0.01			Pass
				26/0		0.12	0.10			5.16	11.00		0.01			Pass
				26/8		0.12	0.10			5.42	11.00		0.01			Pass
				26/17		0.12	0.10			4.86	11.00		0.01			Pass
HE40	MCS0	2	134	Full	5670	0.12	0.10			5.72	11.00		0.01			Pass
				26/0		0.12	0.10			5.14	11.00		0.01			Pass
				26/8		0.12	0.10			5.62	11.00		0.01			Pass
				26/17		0.12	0.10			4.97	11.00		0.01			Pass
HE40	MCS0	2	142	Full	5710	0.12	0.10			5.60	11.00		0.01			Pass
				26/0		0.12	0.10			4.91	11.00		0.01			Pass
				26/8		0.12	0.10			5.45	11.00		0.01			Pass
				26/17		0.12	0.10			5.30	11.00		0.01			Pass
HE80	MCS0	2	106	Full	5530	0.20	0.18			1.18	11.00		0.01			Pass
				26/0		0.20	0.18			0.90	11.00		0.01			Pass
				26/18		0.20	0.18			1.14	11.00		0.01			Pass
				26/36		0.20	0.18			0.98	11.00		0.01			Pass
HE80	MCS0	2	122	Full	5610	0.20	0.18			0.93	11.00		0.01			Pass
				26/0		0.20	0.18			0.76	11.00		0.01			Pass
				26/18		0.20	0.18			0.70	11.00		0.01			Pass
				26/36		0.20	0.18			0.60	11.00		0.01			Pass
HE80	MCS0	2	138	Full	5690	0.20	0.18			0.92	11.00		0.01			Pass
				26/0		0.20	0.18			0.70	11.00		0.01			Pass
				26/18		0.20	0.18			0.53	11.00		0.01			Pass
				26/36		0.20	0.18			0.39	11.00		0.01			Pass

Appendix B. AC Conducted Emission Test Results

Test Engineer :	ZhangXu	**Temperature :**	22~25℃
		Relative Humidity :	50~55%
Test Voltage :	120Vac / 60Hz	**Phase :**	Line

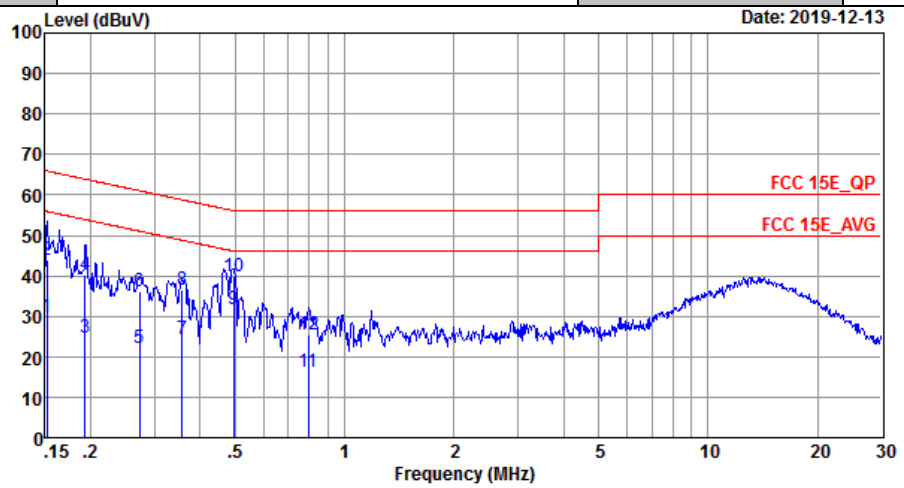

Site : CO01-SZ
Condition: FCC 15E_QP LISN_20190719_L LINE
Project : 9N2025-01
Mode : mode 1
IMEI : 001003902897498

		Freq	Level	Over Limit	Limit Line	Read Level	LISN Factor	Cable Loss	Remark
		MHz	dBuV	dB	dBuV	dBuV	dB	dB	
1		0.15	29.84	-26.07	55.91	19.80	0.03	10.01	Average
2		0.15	43.94	-21.97	65.91	33.90	0.03	10.01	QP
3		0.19	24.74	-29.15	53.89	14.70	0.03	10.01	Average
4		0.19	40.24	-23.65	63.89	30.20	0.03	10.01	QP
5		0.27	22.02	-29.01	51.03	11.98	0.03	10.01	Average
6		0.27	36.24	-24.79	61.03	26.20	0.03	10.01	QP
7		0.36	24.24	-24.54	48.78	14.20	0.03	10.01	Average
8		0.36	36.44	-22.34	58.78	26.40	0.03	10.01	QP
9	*	0.49	31.58	-14.52	46.10	21.50	0.02	10.06	Average
10		0.49	39.68	-16.42	56.10	29.60	0.02	10.06	QP
11		0.80	16.40	-29.60	46.00	6.30	0.04	10.06	Average
12		0.80	25.40	-30.60	56.00	15.30	0.04	10.06	QP

Test Engineer :	ZhangXu	**Temperature :**	22~25℃
		Relative Humidity :	50~55%
Test Voltage :	120Vac / 60Hz	**Phase :**	Neutral

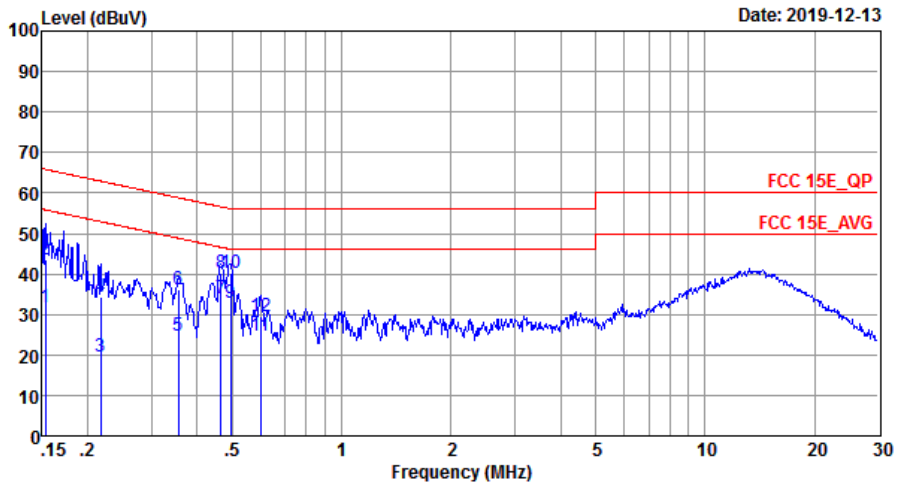

Site : CO01-SZ
Condition: FCC 15E_QP LISN_20190719_N NEUTRAL
Project : 9N2025-01
Mode : mode 1
IMEI : 001003902897498

		Freq	Level	Over Limit	Limit Line	Read Level	LISN Factor	Cable Loss	Remark
		MHz	dBuV	dB	dBuV	dBuV	dB	dB	
1		0.15	31.74	-24.08	55.82	21.70	0.03	10.01	Average
2		0.15	43.64	-22.18	65.82	33.60	0.03	10.01	QP
3		0.22	19.54	-33.38	52.92	9.50	0.03	10.01	Average
4		0.22	34.34	-28.58	62.92	24.30	0.03	10.01	QP
5		0.36	24.83	-24.00	48.83	14.80	0.02	10.01	Average
6		0.36	36.03	-22.80	58.83	26.00	0.02	10.01	QP
7	*	0.47	34.06	-12.52	46.58	24.00	0.02	10.04	Average
8		0.47	40.06	-16.52	56.58	30.00	0.02	10.04	QP
9		0.49	32.88	-13.22	46.10	22.80	0.02	10.06	Average
10		0.49	40.18	-15.92	56.10	30.10	0.02	10.06	QP
11		0.60	24.69	-21.31	46.00	14.60	0.02	10.07	Average
12		0.60	29.49	-26.51	56.00	19.40	0.02	10.07	QP

Note:

1. Level(dBμV) = Read Level(dBμV) + LISN Factor(dB) + Cable Loss(dB)
2. Over Limit(dB) = Level(dBμV) – Limit Line(dBμV)

Appendix C. Radiated Spurious Emission

Band 1 - 5150~5250MHz

WIFI 802.11a (Band Edge @ 3m)

WIFI Ant.	Note	Frequency	Level	Over Limit	Limit Line	Read Level	Antenna Factor	Cable Loss	Preamp Factor	Ant Pos	Table Pos	Peak Avg.	Pol.
1+2		(MHz)	(dBμV/m)	(dB)	(dBμV/m)	(dBμV)	(dB/m)	(dB)	(dB)	(cm)	(deg)	(P/A)	(H/V)
802.11a CH 36 5180MHz		5143.52	47.93	-26.07	74	39.14	31.9	10.06	33.17	100	327	P	H
		5052.26	38.24	-15.76	54	29.74	31.7	9.99	33.19	100	327	A	H
	*	5180	94.95	-	-	86.32	31.7	10.09	33.16	100	327	P	H
		5180	83.15	-	-	74.52	31.7	10.09	33.16	100	327	A	H
		5076.96	47.33	-26.67	74	38.72	31.77	10.02	33.18	100	338	P	V
		5117	38.18	-15.82	54	29.47	31.83	10.06	33.18	100	338	A	V
	*	5180	94.13	-	-	85.5	31.7	10.09	33.16	100	338	P	V
		5180	81.89	-	-	73.26	31.7	10.09	33.16	100	338	A	V
802.11a CH 44 5220MHz		5113.88	47.37	-26.63	74	38.7	31.83	10.02	33.18	100	59	P	H
		5096.46	38.49	-15.51	54	29.85	31.8	10.02	33.18	100	59	A	H
	*	5220	101.74	-	-	93.27	31.5	10.13	33.16	100	59	P	H
		5220	94.37	-	-	85.9	31.5	10.13	33.16	100	59	A	H
		5365.64	45.18	-28.82	74	36.58	31.43	10.3	33.13	100	59	P	H
		5446	36.79	-17.21	54	27.82	31.7	10.38	33.11	100	59	A	H
		5106.86	47.72	-26.28	74	39.05	31.83	10.02	33.18	115	11	P	V
		5074.1	38.43	-15.57	54	29.85	31.77	9.99	33.18	115	11	A	V
	*	5220	99.54	-	-	91.07	31.5	10.13	33.16	115	11	P	V
		5220	92.08	-	-	83.61	31.5	10.13	33.16	115	11	A	V
		5416.6	45.19	-28.81	74	36.27	31.7	10.34	33.12	115	11	P	V
		5455.24	36.73	-17.27	54	27.76	31.7	10.38	33.11	115	11	A	V

802.11a CH 48 5240MHz		5109.72	48.43	-25.57	74	39.76	31.83	10.02	33.18	100	326	P	H
		5087.88	38.3	-15.7	54	29.69	31.77	10.02	33.18	100	326	A	H
	*	5240	93.39	-	-	84.97	31.4	10.17	33.15	100	326	P	H
		5240	83.74	-	-	75.32	31.4	10.17	33.15	100	326	A	H
		5352	45.98	-28.02	74	37.51	31.3	10.3	33.13	100	326	P	H
		5449.2	36.75	-17.25	54	27.78	31.7	10.38	33.11	100	326	A	H
		5141.44	47.86	-26.14	74	39.07	31.9	10.06	33.17	100	330	P	V
		5121.68	38.25	-15.75	54	29.53	31.83	10.06	33.17	100	330	A	V
	*	5240	93.15	-	-	84.73	31.4	10.17	33.15	100	330	P	V
		5240	81.98	-	-	73.56	31.4	10.17	33.15	100	330	A	V
		5402.16	46.33	-27.67	74	37.41	31.7	10.34	33.12	100	330	P	V
		5456.88	36.79	-17.21	54	27.82	31.7	10.38	33.11	100	330	A	V
Remark	1. No other spurious found. 2. All results are PASS against Peak and Average limit line.												

Band 1 5150~5250MHz

WIFI 802.11a (Harmonic @ 3m)

WIFI Ant. 1+2	Note	Frequency (MHz)	Level (dBμV/m)	Over Limit (dB)	Limit Line (dBμV/m)	Read Level (dBμV)	Antenna Factor (dB/m)	Cable Loss (dB)	Preamp Factor (dB)	Ant Pos (cm)	Table Pos (deg)	Peak Avg. (P/A)	Pol. (H/V)
802.11a CH 36 5180MHz		10360	47.33	-20.87	68.2	46.82	39.67	14.23	53.39	152	260	P	H
		15540	47.96	-26.04	74	42.51	38.5	18.86	51.91	189	238	P	H
		10360	47.82	-20.38	68.2	47.31	39.67	14.23	53.39	152	260	P	V
		15540	47.33	-26.67	74	41.88	38.5	18.86	51.91	189	238	P	V
802.11a CH 44 5220MHz		10440	47.75	-20.45	68.2	47.11	39.8	14.29	53.45	150	230	P	H
		15660	47.68	-26.32	74	42.57	38.2	18.87	51.96	182	297	P	H
		10440	47.02	-21.18	68.2	46.38	39.8	14.29	53.45	118	169	P	V
		15660	47.34	-26.66	74	42.23	38.2	18.87	51.96	160	225	P	V
802.11a CH 48 5240MHz		10480	47.93	-20.27	68.2	47.3	39.8	14.32	53.49	150	289	P	H
		15720	47.63	-26.37	74	42.77	37.98	18.87	51.99	150	291	P	H
		10480	47.43	-20.77	68.2	46.8	39.8	14.32	53.49	150	289	P	V
		15720	47.39	-26.61	74	42.53	37.98	18.87	51.99	150	291	P	V
Remark	1. No other spurious found. 2. All results are PASS against Peak and Average limit line.												

Band 1 5150~5250MHz

WIFI 802.11n HT20 (Band Edge @ 3m)

WIFI Ant. 1+2	Note	Frequency (MHz)	Level (dBμV/m)	Over Limit (dB)	Limit Line (dBμV/m)	Read Level (dBμV)	Antenna Factor (dB/m)	Cable Loss (dB)	Preamp Factor (dB)	Ant Pos (cm)	Table Pos (deg)	Peak Avg. (P/A)	Pol. (H/V)
802.11n HT20 CH 36 5180MHz		5079.04	47.61	-26.39	74	39	31.77	10.02	33.18	275	18	P	H
		5130.52	38.21	-15.79	54	29.45	31.87	10.06	33.17	275	18	A	H
	*	5180	102.15	-	-	93.52	31.7	10.09	33.16	275	18	P	H
		5180	94.32	-	-	85.69	31.7	10.09	33.16	275	18	A	H
		5117.78	47.46	-26.54	74	38.75	31.83	10.06	33.18	307	35	P	V
		5150	37.91	-16.09	54	29.12	31.9	10.06	33.17	307	35	A	V
	*	5180	103.33	-	-	94.7	31.7	10.09	33.16	307	35	P	V
		5180	95.59	-	-	86.96	31.7	10.09	33.16	307	35	A	V
802.11n HT20 CH 44 5220MHz		5026	47.55	-26.45	74	39.16	31.63	9.95	33.19	286	15	P	H
		5069.42	37.55	-16.45	54	29.01	31.73	9.99	33.18	286	15	A	H
	*	5220	102.13	-	-	93.66	31.5	10.13	33.16	286	15	P	H
		5220	94.32	-	-	85.85	31.5	10.13	33.16	286	15	A	H
		5431.68	45.25	-28.75	74	36.28	31.7	10.38	33.11	286	15	P	H
		5456.88	36.12	-17.88	54	27.15	31.7	10.38	33.11	286	15	A	H
		5054.6	47.2	-26.8	74	38.67	31.73	9.99	33.19	307	35	P	V
		5065	37.57	-16.43	54	29.04	31.73	9.99	33.19	307	35	A	V
	*	5220	103.63	-	-	95.16	31.5	10.13	33.16	307	35	P	V
		5220	95.36	-	-	86.89	31.5	10.13	33.16	307	35	A	V
		5426.88	45.67	-28.33	74	36.7	31.7	10.38	33.11	307	35	P	V
		5459.76	36.14	-17.86	54	27.17	31.7	10.38	33.11	307	35	A	V

802.11n HT20 CH 48 5240MHz		5105.3	47.75	-26.25	74	39.11	31.8	10.02	33.18	286	15	P	H
		5082.94	37.52	-16.48	54	28.91	31.77	10.02	33.18	286	15	A	H
	*	5240	102.28	-	-	93.86	31.4	10.17	33.15	286	15	P	H
		5240	94.17	-	-	85.75	31.4	10.17	33.15	286	15	A	H
		5410.8	45.88	-28.12	74	36.96	31.7	10.34	33.12	286	15	P	H
		5456.88	36.1	-17.9	54	27.13	31.7	10.38	33.11	286	15	A	H
		5009.88	46.73	-27.27	74	38.41	31.57	9.95	33.2	307	35	P	V
		5081.12	37.52	-16.48	54	28.91	31.77	10.02	33.18	307	35	A	V
	*	5240	103.57	-	-	95.15	31.4	10.17	33.15	307	35	P	V
		5240	94.89	-	-	86.47	31.4	10.17	33.15	307	35	A	V
		5398.32	46.23	-27.77	74	37.31	31.7	10.34	33.12	307	35	P	V
		5457.36	36.14	-17.86	54	27.17	31.7	10.38	33.11	307	35	A	V
Remark	1. No other spurious found. 2. All results are PASS against Peak and Average limit line.												

Band 1 5150~5250MHz

WIFI 802.11n HT20 (Harmonic @ 3m)

WIFI Ant. 1+2	Note	Frequency (MHz)	Level (dBμV/m)	Over Limit (dB)	Limit Line (dBμV/m)	Read Level (dBμV)	Antenna Factor (dB/m)	Cable Loss (dB)	Preamp Factor (dB)	Ant Pos (cm)	Table Pos (deg)	Peak Avg. (P/A)	Pol. (H/V)
802.11n		10360	47.86	-20.34	68.2	47.35	39.67	14.23	53.39	152	260	P	H
HT20		15540	47.19	-26.81	74	41.74	38.5	18.86	51.91	189	238	P	H
CH 36		10360	47.43	-20.77	68.2	46.92	39.67	14.23	53.39	152	260	P	V
5180MHz		15540	47.33	-26.67	74	41.88	38.5	18.86	51.91	189	238	P	V
802.11n		10440	47.75	-20.45	68.2	47.11	39.8	14.29	53.45	150	230	P	H
HT20		15660	47.42	-26.58	74	42.31	38.2	18.87	51.96	160	225	P	H
CH 44		10440	47.29	-20.91	68.2	46.65	39.8	14.29	53.45	150	230	P	V
5220MHz		15660	47.37	-26.63	74	42.26	38.2	18.87	51.96	160	225	P	V
802.11n		10480	47.51	-20.69	68.2	46.88	39.8	14.32	53.49	150	289	P	H
HT20		15720	47.23	-26.77	74	42.37	37.98	18.87	51.99	150	291	P	H
CH 48		10480	47.68	-20.52	68.2	47.05	39.8	14.32	53.49	150	289	P	V
5240MHz		15720	47	-27	74	42.14	37.98	18.87	51.99	150	291	P	V
Remark	1. No other spurious found. 2. All results are PASS against Peak and Average limit line.												

Band 1 5150~5250MHz

WIFI 802.11n HT40 (Band Edge @ 3m)

WIFI Ant. 1+2	Note	Frequency (MHz)	Level (dBμV/m)	Over Limit (dB)	Limit Line (dBμV/m)	Read Level (dBμV)	Antenna Factor (dB/m)	Cable Loss (dB)	Preamp Factor (dB)	Ant Pos (cm)	Table Pos (deg)	Peak Avg. (P/A)	Pol. (H/V)
802.11n HT40 CH 38 5190MHz		5149.76	56.57	-17.43	74	47.78	31.9	10.06	33.17	264	18	P	H
		5149.76	48.34	-5.66	54	39.55	31.9	10.06	33.17	264	18	A	H
	*	5190	98	-	-	89.37	31.7	10.09	33.16	264	18	P	H
		5190	92.15	-	-	83.52	31.7	10.09	33.16	264	18	A	H
		5431.72	44.62	-29.38	74	35.65	31.7	10.38	33.11	264	18	P	H
		5455.8	36	-18	54	27.03	31.7	10.38	33.11	264	18	A	H
		5149.5	60.02	-13.98	74	51.23	31.9	10.06	33.17	116	11	P	V
		5150	49.99	-4.01	54	41.2	31.9	10.06	33.17	116	11	A	V
	*	5190	98.55	-	-	89.92	31.7	10.09	33.16	116	11	P	V
		5190	93.15	-	-	84.52	31.7	10.09	33.16	116	11	P	V
		5446.28	44.41	-29.59	74	35.44	31.7	10.38	33.11	116	11	P	V
		5458.04	36	-18	54	27.03	31.7	10.38	33.11	116	11	A	V
802.11n HT40 CH 46 5230MHz		5046.54	47.2	-26.8	74	38.7	31.7	9.99	33.19	100	10	P	H
		5150	37.71	-16.29	54	28.92	31.9	10.06	33.17	100	10	A	H
	*	5230	98.94	-	-	90.56	31.4	10.13	33.15	100	10	P	H
		5230	93.55	-	-	85.17	31.4	10.13	33.15	100	10	A	H
		5393.92	45.28	-28.72	74	36.49	31.57	10.34	33.12	100	10	P	H
		5458.04	36.21	-17.79	54	27.24	31.7	10.38	33.11	100	10	A	H
		5147.94	50.38	-23.62	74	41.59	31.9	10.06	33.17	115	10	P	V
		5150	40.39	-13.61	54	31.6	31.9	10.06	33.17	115	10	A	V
	*	5230	99.27	-	-	90.89	31.4	10.13	33.15	115	10	P	V
		5230	94.3	-	-	85.92	31.4	10.13	33.15	115	10	A	V
		5433.96	45.82	-28.18	74	36.85	31.7	10.38	33.11	115	10	P	V
		5456.64	36.2	-17.8	54	27.23	31.7	10.38	33.11	115	10	A	V
Remark	1. No other spurious found. 2. All results are PASS against Peak and Average limit line.												

Band 1 5150~5250MHz

WIFI 802.11n HT40 (Harmonic @ 3m)

WIFI Ant. 1+2	Note	Frequency (MHz)	Level (dBμV/m)	Over Limit (dB)	Limit Line (dBμV/m)	Read Level (dBμV)	Antenna Factor (dB/m)	Cable Loss (dB)	Preamp Factor (dB)	Ant Pos (cm)	Table Pos (deg)	Peak Avg. (P/A)	Pol. (H/V)
802.11n		10380	47.35	-20.85	68.2	46.77	39.73	14.26	53.41	150	360	P	H
HT40		15570	47.89	-26.11	74	42.56	38.4	18.86	51.93	155	360	P	H
CH 38		10380	46.4	-21.8	68.2	45.82	39.73	14.26	53.41	135	255	P	V
5190MHz		15570	47.56	-26.44	74	42.23	38.4	18.86	51.93	155	360	P	V
802.11n		10460	47.62	-20.58	68.2	46.96	39.8	14.32	53.46	150	360	P	H
HT40		15690	47.69	-26.31	74	42.67	38.13	18.87	51.98	150	225	P	H
CH 46		10460	47.53	-20.67	68.2	46.87	39.8	14.32	53.46	142	160	P	V
5230MHz		15690	47.92	-26.08	74	42.9	38.13	18.87	51.98	150	225	P	V
Remark	1. No other spurious found. 2. All results are PASS against Peak and Average limit line.												

Band 1 5150~5250MHz

WIFI 802.11ac VHT80 (Band Edge @ 3m)

WIFI Ant. 1+2	Note	Frequency (MHz)	Level (dBμV/m)	Over Limit (dB)	Limit Line (dBμV/m)	Read Level (dBμV)	Antenna Factor (dB/m)	Cable Loss (dB)	Preamp Factor (dB)	Ant Pos (cm)	Table Pos (deg)	Peak Avg. (P/A)	Pol. (H/V)
802.11ac VHT80 CH 42 5210MHz		5143.52	55.35	-18.65	74	46.56	31.9	10.06	33.17	100	50	P	H
		5141.96	47.76	-6.24	54	38.97	31.9	10.06	33.17	100	50	A	H
	*	5210	96.31	-	-	87.84	31.5	10.13	33.16	100	50	P	H
		5210	88.81	-	-	80.34	31.5	10.13	33.16	100	50	A	H
		5427.6	45.06	-28.94	74	36.09	31.7	10.38	33.11	100	50	P	H
		5454.48	39.16	-14.84	54	30.19	31.7	10.38	33.11	100	50	A	H
		5143.26	51.09	-22.91	74	42.3	31.9	10.06	33.17	243	17	P	V
		5149.76	45.67	-8.33	54	36.88	31.9	10.06	33.17	243	17	A	V
	*	5210	93.19	-	-	84.72	31.5	10.13	33.16	243	17	P	V
		5210	86.33	-	-	77.86	31.5	10.13	33.16	243	17	A	V
		5401.68	44.39	-29.61	74	35.47	31.7	10.34	33.12	243	17	P	V
		5438.64	38.85	-15.15	54	29.88	31.7	10.38	33.11	243	17	A	V
Remark	1. No other spurious found. 2. All results are PASS against Peak and Average limit line.												

Band 1 5150~5250MHz

WIFI 802.11ac VHT80 (Harmonic @ 3m)

WIFI Ant. 1+2	Note	Frequency (MHz)	Level (dBμV/m)	Over Limit (dB)	Limit Line (dBμV/m)	Read Level (dBμV)	Antenna Factor (dB/m)	Cable Loss (dB)	Preamp Factor (dB)	Ant Pos (cm)	Table Pos (deg)	Peak Avg. (P/A)	Pol. (H/V)
802.11ac		10420	47.64	-20.56	68.2	46.98	39.8	14.29	53.43	150	230	P	H
VHT80		15630	47.05	-26.95	74	41.91	38.23	18.87	51.96	160	225	P	H
CH 42		10420	47.51	-20.69	68.2	46.85	39.8	14.29	53.43	230	300	P	V
5210MHz		15630	47.94	-26.06	74	42.8	38.23	18.87	51.96	123	260	P	V
Remark	1. No other spurious found. 2. All results are PASS against Peak and Average limit line.												

Band 1 5150~5250MHz

WIFI 802.11ax HE20 (Band Edge @ 3m)

WIFI Ant. 1+2	Note	Frequency (MHz)	Level (dBμV/m)	Over Limit (dB)	Limit Line (dBμV/m)	Read Level (dBμV)	Antenna Factor (dB/m)	Cable Loss (dB)	Preamp Factor (dB)	Ant Pos (cm)	Table Pos (deg)	Peak Avg. (P/A)	Pol. (H/V)
802.11ax HE20 CH 36 5180MHz		5040.56	47.75	-26.25	74	39.25	31.7	9.99	33.19	104	59	P	H
		5149.76	39.78	-14.22	54	30.99	31.9	10.06	33.17	104	59	A	H
		5180	101.62	-	-	92.99	31.7	10.09	33.16	104	59	P	H
		5180	93.44	-	-	84.81	31.7	10.09	33.16	104	59	A	H
		5057.72	47.56	-26.44	74	39.03	31.73	9.99	33.19	110	11	P	V
		5149.24	39.25	-14.75	54	30.46	31.9	10.06	33.17	110	11	A	V
		5180	99.37	-	-	90.74	31.7	10.09	33.16	110	11	P	V
		5180	91.52	-	-	82.89	31.7	10.09	33.16	110	11	A	V
802.11ax HE20 CH 44 5220MHz		5113.88	47.37	-26.63	74	38.7	31.83	10.02	33.18	100	59	P	H
		5096.46	38.49	-15.51	54	29.85	31.8	10.02	33.18	100	59	A	H
		5220	101.74	-	-	93.27	31.5	10.13	33.16	100	59	P	H
		5220	94.37	-	-	85.9	31.5	10.13	33.16	100	59	A	H
		5365.64	45.18	-28.82	74	36.58	31.43	10.3	33.13	100	59	P	H
		5446	36.79	-17.21	54	27.82	31.7	10.38	33.11	100	59	A	H
		5106.86	47.72	-26.28	74	39.05	31.83	10.02	33.18	115	11	P	V
		5074.1	38.43	-15.57	54	29.85	31.77	9.99	33.18	115	11	A	V
		5220	99.54	-	-	91.07	31.5	10.13	33.16	115	11	P	V
		5220	92.08	-	-	83.61	31.5	10.13	33.16	115	11	A	V
		5416.6	45.19	-28.81	74	36.27	31.7	10.34	33.12	115	11	P	V
		5455.24	36.73	-17.27	54	27.76	31.7	10.38	33.11	115	11	A	V

802.11ax HE20 CH 48 5240MHz		5066.04	47.71	-26.29	74	39.18	31.73	9.99	33.19	100	59	P	H
		5070.46	38.46	-15.54	54	29.92	31.73	9.99	33.18	100	59	A	H
		5240	101.4	-	-	92.98	31.4	10.17	33.15	100	59	P	H
		5240	94.62	-	-	86.2	31.4	10.17	33.15	100	59	A	H
		5410.44	44.57	-29.43	74	35.65	31.7	10.34	33.12	100	59	P	H
		5443.48	36.89	-17.11	54	27.92	31.7	10.38	33.11	100	59	A	H
		5067.86	46.44	-27.56	74	37.9	31.73	9.99	33.18	144	11	P	V
		5049.14	38.49	-15.51	54	29.99	31.7	9.99	33.19	144	11	A	V
		5240	99.38	-	-	90.96	31.4	10.17	33.15	144	11	P	V
		5240	91.85	-	-	83.43	31.4	10.17	33.15	144	11	A	V
		5350.52	45.06	-28.94	74	36.59	31.3	10.3	33.13	144	11	P	V
		5449.64	36.8	-17.2	54	27.83	31.7	10.38	33.11	144	11	A	V
Remark	1. No other spurious found. 2. All results are PASS against Peak and Average limit line.												

Band 1 5150~5250MHz

WIFI 802.11ax HE20 (Harmonic @ 3m)

WIFI Ant. 1+2	Note	Frequency (MHz)	Level (dBμV/m)	Over Limit (dB)	Limit Line (dBμV/m)	Read Level (dBμV)	Antenna Factor (dB/m)	Cable Loss (dB)	Preamp Factor (dB)	Ant Pos (cm)	Table Pos (deg)	Peak Avg. (P/A)	Pol. (H/V)
802.11ax		10360	47.63	-20.57	68.2	47.12	39.67	14.23	53.39	152	260	P	H
HE20		15540	47.19	-26.81	74	41.74	38.5	18.86	51.91	189	238	P	H
CH 36		10360	47.12	-21.08	68.2	46.61	39.67	14.23	53.39	191	251	P	V
5180MHz		15540	47.17	-26.83	74	41.72	38.5	18.86	51.91	143	259	P	V
802.11ax		10440	47.75	-20.45	68.2	47.11	39.8	14.29	53.45	150	230	P	H
HE20		15660	47.68	-26.32	74	42.57	38.2	18.87	51.96	182	297	P	H
CH 44		10440	47.02	-21.18	68.2	46.38	39.8	14.29	53.45	118	169	P	V
5220MHz		15660	47.34	-26.66	74	42.23	38.2	18.87	51.96	160	225	P	V
802.11ax		10480	47.19	-21.01	68.2	46.56	39.8	14.32	53.49	159	289	P	H
HE20		15720	47.52	-26.48	74	42.66	37.98	18.87	51.99	137	196	P	H
CH 48		10480	47.92	-20.28	68.2	47.29	39.8	14.32	53.49	162	227	P	V
5240MHz		15720	47.87	-26.13	74	43.01	37.98	18.87	51.99	187	291	P	V
Remark	1. No other spurious found. 2. All results are PASS against Peak and Average limit line.												

Verify data of Partial Ru:

Band 1 5150~5250MHz

WIFI 802.11a*x* *HE*20 (Band Edge @ 3m)

WIFI Ant. 1+2	Note	Frequency (MHz)	Level (dBμV/m)	Over Limit (dB)	Limit Line (dBμV/m)	Read Level (dBμV)	Antenna Factor (dB/m)	Cable Loss (dB)	Preamp Factor (dB)	Ant Pos (cm)	Table Pos (deg)	Peak Avg. (P/A)	Pol. (H/V)
802.11ax HE20 CH 36 5180MHz		5143.52	47.93	-26.07	74	39.14	31.9	10.06	33.17	100	327	P	H
		5052.26	38.24	-15.76	54	29.74	31.7	9.99	33.19	100	327	A	H
		5180	94.95	-	-	86.32	31.7	10.09	33.16	100	327	P	H
		5180	83.15	-	-	74.52	31.7	10.09	33.16	100	327	A	H
		5076.96	47.33	-26.67	74	38.72	31.77	10.02	33.18	100	338	P	V
		5117	38.18	-15.82	54	29.47	31.83	10.06	33.18	100	338	A	V
		5180	94.13	-	-	85.5	31.7	10.09	33.16	100	338	P	V
		5180	81.89	-	-	73.26	31.7	10.09	33.16	100	338	A	V
802.11ax HE20 CH 48 5240MHz		5109.72	48.43	-25.57	74	39.76	31.83	10.02	33.18	100	326	P	H
		5087.88	38.3	-15.7	54	29.69	31.77	10.02	33.18	100	326	A	H
		5240	93.39	-	-	84.97	31.4	10.17	33.15	100	326	P	H
		5240	83.74	-	-	75.32	31.4	10.17	33.15	100	326	A	H
		5352	45.98	-28.02	74	37.51	31.3	10.3	33.13	100	326	P	H
		5449.2	36.75	-17.25	54	27.78	31.7	10.38	33.11	100	326	A	H
		5141.44	47.86	-26.14	74	39.07	31.9	10.06	33.17	100	330	P	V
		5121.68	38.25	-15.75	54	29.53	31.83	10.06	33.17	100	330	A	V
		5240	93.15	-	-	84.73	31.4	10.17	33.15	100	330	P	V
		5240	81.98	-	-	73.56	31.4	10.17	33.15	100	330	A	V
		5402.16	46.33	-27.67	74	37.41	31.7	10.34	33.12	100	330	P	V
		5456.88	36.79	-17.21	54	27.82	31.7	10.38	33.11	100	330	A	V
Remark	1. No other spurious found. 2. All results are PASS against Peak and Average limit line.												

Band 1 5150~5250MHz

WIFI 802.11ax HE20 (Harmonic @ 3m)

WIFI Ant. 1+2	Note	Frequency (MHz)	Level (dBμV/m)	Over Limit (dB)	Limit Line (dBμV/m)	Read Level (dBμV)	Antenna Factor (dB/m)	Cable Loss (dB)	Preamp Factor (dB)	Ant Pos (cm)	Table Pos (deg)	Peak Avg. (P/A)	Pol. (H/V)
802.11ax		10360	47.33	-20.87	68.2	46.82	39.67	14.23	53.39	152	260	P	H
HE20		15540	47.96	-26.04	74	42.51	38.5	18.86	51.91	189	238	P	H
CH 36		10360	47.82	-20.38	68.2	47.31	39.67	14.23	53.39	152	260	P	V
5180MHz		15540	47.33	-26.67	74	41.88	38.5	18.86	51.91	189	238	P	V
802.11ax		10480	47.93	-20.27	68.2	47.3	39.8	14.32	53.49	150	289	P	H
HE20		15720	47.63	-26.37	74	42.77	37.98	18.87	51.99	150	291	P	H
CH 48		10480	47.43	-20.77	68.2	46.8	39.8	14.32	53.49	150	289	P	V
5240MHz		15720	47.39	-26.61	74	42.53	37.98	18.87	51.99	150	291	P	V
Remark	1. No other spurious found. 2. All results are PASS against Peak and Average limit line.												

Band 1 5150~5250MHz

WIFI 802.11ax HE40 (Band Edge @ 3m)

WIFI Ant. 1+2	Note	Frequency (MHz)	Level (dBμV/m)	Over Limit (dB)	Limit Line (dBμV/m)	Read Level (dBμV)	Antenna Factor (dB/m)	Cable Loss (dB)	Preamp Factor (dB)	Ant Pos (cm)	Table Pos (deg)	Peak Avg. (P/A)	Pol. (H/V)
802.11ax HE40 CH 38 5190MHz		5148.2	55.75	-18.25	74	46.96	31.9	10.06	33.17	106	48	P	H
		5150	49.8	-4.2	54	41.01	31.9	10.06	33.17	106	48	A	H
		5190	99	-	-	90.37	31.7	10.09	33.16	106	48	P	H
		5190	92.05	-	-	83.42	31.7	10.09	33.16	106	48	A	H
		5442.36	44.76	-29.24	74	35.79	31.7	10.38	33.11	106	48	P	H
		5451.6	37.62	-16.38	54	28.65	31.7	10.38	33.11	106	48	A	H
		5140.4	52.19	-21.81	74	43.4	31.9	10.06	33.17	112	3	P	V
		5146.38	47.71	-6.29	54	38.92	31.9	10.06	33.17	112	3	A	V
		5190	96.45	-	-	87.82	31.7	10.09	33.16	112	3	P	V
		5190	88.49	-	-	79.86	31.7	10.09	33.16	112	3	P	V
		5439.56	45.26	-28.74	74	36.29	31.7	10.38	33.11	112	3	P	V
		5403.44	37.57	-16.43	54	28.65	31.7	10.34	33.12	112	3	A	V
802.11ax HE40 CH 46 5230MHz		5048.62	48.5	-25.5	74	40	31.7	9.99	33.19	100	58	P	H
		5150	40.28	-13.72	54	31.49	31.9	10.06	33.17	100	58	A	H
		5230	99.54	-	-	91.16	31.4	10.13	33.15	100	58	P	H
		5230	92.96	-	-	84.58	31.4	10.13	33.15	100	58	A	H
		5453	44.88	-29.12	74	35.91	31.7	10.38	33.11	100	58	P	H
		5454.4	37.37	-16.63	54	28.4	31.7	10.38	33.11	100	58	A	H
		5150.02	46.73	-21.47	68.2	37.94	31.9	10.06	33.17	150	12	P	V
		5149.5	39.86	-14.14	54	31.07	31.9	10.06	33.17	150	12	A	V
		5230	97.22	-	-	88.84	31.4	10.13	33.15	150	12	P	V
		5230	90.45	-	-	82.07	31.4	10.13	33.15	150	12	A	V
		5368.16	45.16	-28.84	74	36.56	31.43	10.3	33.13	150	12	P	V
		5453.84	37.69	-16.31	54	28.72	31.7	10.38	33.11	150	12	A	V
Remark	1. No other spurious found. 2. All results are PASS against Peak and Average limit line.												

Band 1 5150~5250MHz

WIFI 802.11ax HE40 (Harmonic @ 3m)

WIFI Ant. 1+2	Note	Frequency (MHz)	Level (dBμV/m)	Over Limit (dB)	Limit Line (dBμV/m)	Read Level (dBμV)	Antenna Factor (dB/m)	Cable Loss (dB)	Preamp Factor (dB)	Ant Pos (cm)	Table Pos (deg)	Peak Avg. (P/A)	Pol. (H/V)
802.11ax		10380	47.69	-20.51	68.2	47.11	39.73	14.26	53.41	150	360	P	H
HE40		15570	47.01	-26.99	74	41.68	38.4	18.86	51.93	155	315	P	H
CH 38		10380	47.29	-20.91	68.2	46.71	39.73	14.26	53.41	162	268	P	V
5190MHz		15570	47.19	-26.81	74	41.86	38.4	18.86	51.93	139	257	P	V
802.11ax		10460	47.93	-20.27	68.2	47.27	39.8	14.32	53.46	164	115	P	H
HE40		15690	47.96	-26.04	74	42.94	38.13	18.87	51.98	150	109	P	H
CH 46		10460	47.88	-20.32	68.2	47.22	39.8	14.32	53.46	137	68	P	V
5230MHz		15690	47.83	-26.17	74	42.81	38.13	18.87	51.98	189	256	P	V
Remark	1. No other spurious found. 2. All results are PASS against Peak and Average limit line.												

Verify data of Partial Ru:

Band 1 5150~5250MHz

WIFI 802.11a*x HE*40 (Band Edge @ 3m)

WIFI Ant. 1+2	Note	Frequency (MHz)	Level (dBμV/m)	Over Limit (dB)	Limit Line (dBμV/m)	Read Level (dBμV)	Antenna Factor (dB/m)	Cable Loss (dB)	Preamp Factor (dB)	Ant Pos (cm)	Table Pos (deg)	Peak Avg. (P/A)	Pol. (H/V)
802.11ax HE40 CH 38 5190MHz		5011.18	47.38	-26.62	74	39.06	31.57	9.95	33.2	232	333	P	H
		5067.34	39.12	-14.88	54	30.58	31.73	9.99	33.18	232	333	A	H
		5190	91.72	-	-	83.09	31.7	10.09	33.16	232	333	P	H
		5190	81.35	-	-	72.72	31.7	10.09	33.16	232	333	A	H
		5446.84	46.05	-27.95	74	37.08	31.7	10.38	33.11	232	333	P	H
		5446.28	37.57	-16.43	54	28.6	31.7	10.38	33.11	232	333	A	H
		5070.72	48.16	-25.84	74	39.62	31.73	9.99	33.18	195	356	P	V
		5101.92	39.01	-14.99	54	30.37	31.8	10.02	33.18	195	356	A	V
		5190	91.12	-	-	82.49	31.7	10.09	33.16	195	356	P	V
		5190	79.69	-	-	71.06	31.7	10.09	33.16	195	356	P	V
		5397.84	45.99	-28.01	74	37.07	31.7	10.34	33.12	195	356	P	V
		5453.84	37.58	-16.42	54	28.61	31.7	10.38	33.11	195	356	A	V
802.11ax HE40 CH 46 5230MHz		5075.66	48.57	-25.43	74	39.96	31.77	10.02	33.18	224	325	P	H
		5058.5	39.22	-14.78	54	30.69	31.73	9.99	33.19	224	325	A	H
		5230	92	-	-	83.62	31.4	10.13	33.15	224	325	P	H
		5230	82.07	-	-	73.69	31.4	10.13	33.15	224	325	A	H
		5457.12	47.2	-26.8	74	38.23	31.7	10.38	33.11	224	325	P	H
		5432.88	37.91	-16.09	54	28.94	31.7	10.38	33.11	224	325	A	H
		5034.58	48.72	-25.28	74	40.33	31.63	9.95	33.19	224	331	P	V
		5125.58	39.13	-14.87	54	30.37	31.87	10.06	33.17	224	331	A	V
		5230	91.57	-	-	83.19	31.4	10.13	33.15	224	331	P	V
		5230	81.03	-	-	72.65	31.4	10.13	33.15	224	331	A	V
		5392.56	46.82	-27.18	74	38.03	31.57	10.34	33.12	224	331	P	V
		5415.36	37.56	-16.44	54	28.64	31.7	10.34	33.12	224	331	A	V
Remark	3. No other spurious found. 4. All results are PASS against Peak and Average limit line.												

Band 1 5150~5250MHz

WIFI 802.11ax HE40 (Harmonic @ 3m)

WIFI Ant. 1+2	Note	Frequency (MHz)	Level (dBμV/m)	Over Limit (dB)	Limit Line (dBμV/m)	Read Level (dBμV)	Antenna Factor (dB/m)	Cable Loss (dB)	Preamp Factor (dB)	Ant Pos (cm)	Table Pos (deg)	Peak Avg. (P/A)	Pol. (H/V)
802.11ax		10380	47.8	-20.4	68.2	47.22	39.73	14.26	53.41	150	360	P	H
HE40		15570	47.53	-26.47	74	42.2	38.4	18.86	51.93	155	360	P	H
CH 38		10380	47.75	-20.45	68.2	47.17	39.73	14.26	53.41	150	360	P	V
5190MHz		15570	47.16	-26.84	74	41.83	38.4	18.86	51.93	155	360	P	V
802.11ax		10460	47.49	-20.71	68.2	46.83	39.8	14.32	53.46	150	360	P	H
HE40		15690	47.41	-26.59	74	42.39	38.13	18.87	51.98	150	225	P	H
CH 46		10460	47.7	-20.5	68.2	47.04	39.8	14.32	53.46	150	360	P	V
5230MHz		15690	47.69	-26.31	74	42.67	38.13	18.87	51.98	150	225	P	V
Remark	1. No other spurious found. 2. All results are PASS against Peak and Average limit line.												

Band 1 5150~5250MHz

WIFI 802.11ax HE80 (Band Edge @ 3m)

WIFI Ant. 1+2	Note	Frequency (MHz)	Level (dBμV/m)	Over Limit (dB)	Limit Line (dBμV/m)	Read Level (dBμV)	Antenna Factor (dB/m)	Cable Loss (dB)	Preamp Factor (dB)	Ant Pos (cm)	Table Pos (deg)	Peak Avg. (P/A)	Pol. (H/V)
802.11ax HE80 CH 42 5210MHz		5144.3	57.62	-16.38	74	48.83	31.9	10.06	33.17	100	60	P	H
		5148.72	47	-7	54	38.21	31.9	10.06	33.17	100	60	A	H
	*	5210	95.48	-	-	87.01	31.5	10.13	33.16	100	60	P	H
		5210	88.42	-	-	79.95	31.5	10.13	33.16	100	60	A	H
		5452.56	45.24	-28.76	74	36.27	31.7	10.38	33.11	100	60	P	H
		5460	37.56	-16.44	54	28.59	31.7	10.38	33.11	100	60	A	H
		5148.72	51.79	-22.21	74	43	31.9	10.06	33.17	132	13	P	V
		5143	45.76	-8.24	54	36.97	31.9	10.06	33.17	132	13	A	V
	*	5210	93.79	-	-	85.32	31.5	10.13	33.16	132	13	P	V
		5210	86.42	-	-	77.95	31.5	10.13	33.16	132	13	A	V
		5400.48	44.64	-29.36	74	35.72	31.7	10.34	33.12	132	13	P	V
		5458.32	37.3	-16.7	54	28.33	31.7	10.38	33.11	132	13	A	V
Remark	1. No other spurious found. 2. All results are PASS against Peak and Average limit line.												

Band 1 5150~5250MHz

WIFI 802.11ax HE80 (Harmonic @ 3m)

WIFI Ant. 1+2	Note	Frequency (MHz)	Level (dBμV/m)	Over Limit (dB)	Limit Line (dBμV/m)	Read Level (dBμV)	Antenna Factor (dB/m)	Cable Loss (dB)	Preamp Factor (dB)	Ant Pos (cm)	Table Pos (deg)	Peak Avg. (P/A)	Pol. (H/V)
802.11ax		10420	47.58	-20.62	68.2	46.92	39.8	14.29	53.43	150	230	P	H
HE80		15630	47.81	-26.19	74	42.67	38.23	18.87	51.96	160	225	P	H
CH 42		10420	47.11	-21.09	68.2	46.45	39.8	14.29	53.43	230	300	P	V
5210MHz		15630	47.54	-26.46	74	42.4	38.23	18.87	51.96	123	260	P	V
Remark	1. No other spurious found. 2. All results are PASS against Peak and Average limit line.												

Verify data of Partial Ru:

Band 1 5150~5250MHz

WIFI 802.11a*x HE*80 (Band Edge @ 3m)

WIFI Ant. 1+2	Note	Frequency (MHz)	Level (dBμV/m)	Over Limit (dB)	Limit Line (dBμV/m)	Read Level (dBμV)	Antenna Factor (dB/m)	Cable Loss (dB)	Preamp Factor (dB)	Ant Pos (cm)	Table Pos (deg)	Peak Avg. (P/A)	Pol. (H/V)
802.11ax HE80 CH 42- 26 tones start 0 5210MHz		5124.54	49.64	-24.36	74	40.88	31.87	10.06	33.17	102	329	P	H
		5119.6	39.13	-14.87	54	30.41	31.83	10.06	33.17	102	329	A	H
	*	5210	88.71	-	-	80.24	31.5	10.13	33.16	102	329	P	H
		5210	76.99	-	-	68.52	31.5	10.13	33.16	102	329	A	H
		5429.28	46.36	-27.64	74	37.39	31.7	10.38	33.11	102	329	P	H
		5449.44	37.8	-16.2	54	28.83	31.7	10.38	33.11	102	329	A	H
		5036.66	48.42	-25.58	74	39.99	31.63	9.99	33.19	176	355	P	V
		5109.46	39	-15	54	30.33	31.83	10.02	33.18	176	355	A	V
	*	5210	88.76	-	-	80.29	31.5	10.13	33.16	176	355	P	V
		5210	76.99	-	-	68.52	31.5	10.13	33.16	176	355	A	V
		5426.64	46.11	-27.89	74	37.14	31.7	10.38	33.11	176	355	P	V
		5445.36	37.6	-16.4	54	28.63	31.7	10.38	33.11	176	355	A	V
Remark	1. No other spurious found. 2. All results are PASS against Peak and Average limit line.												

Band 1 5150~5250MHz

WIFI 802.11ax HE80 (Harmonic @ 3m)

WIFI Ant. 1+2	Note	Frequency (MHz)	Level (dBμV/m)	Over Limit (dB)	Limit Line (dBμV/m)	Read Level (dBμV)	Antenna Factor (dB/m)	Cable Loss (dB)	Preamp Factor (dB)	Ant Pos (cm)	Table Pos (deg)	Peak Avg. (P/A)	Pol. (H/V)
802.11ax HE80 CH 42-26 tones start 0 5210MHz		10420	47.82	-20.38	68.2	47.16	39.8	14.29	53.43	150	230	P	H
		15630	47.68	-26.32	74	42.54	38.23	18.87	51.96	160	225	P	H
		10420	47.52	-20.68	68.2	46.86	39.8	14.29	53.43	150	230	P	V
		15630	47.85	-26.15	74	42.71	38.23	18.87	51.96	160	225	P	V
Remark	1. No other spurious found. 2. All results are PASS against Peak and Average limit line.												

Band 1 5150~5250MHz

WIFI 802.11a*x HE*80 (Band Edge @ 3m)

WIFI Ant. 1+2	Note	Frequency (MHz)	Level (dBμV/m)	Over Limit (dB)	Limit Line (dBμV/m)	Read Level (dBμV)	Antenna Factor (dB/m)	Cable Loss (dB)	Preamp Factor (dB)	Ant Pos (cm)	Table Pos (deg)	Peak Avg. (P/A)	Pol. (H/V)
802.11ax HE80 CH 42-26 tones start 36 5210MHz		5021.58	48.54	-25.46	74	40.15	31.63	9.95	33.19	186	312	P	H
		5056.68	39.09	-14.91	54	30.56	31.73	9.99	33.19	186	312	A	H
	*	5210	88.18	-	-	79.71	31.5	10.13	33.16	186	312	P	H
		5210	77.17	-	-	68.7	31.5	10.13	33.16	186	312	A	H
		5372.4	46.38	-27.62	74	37.78	31.43	10.3	33.13	186	312	P	H
		5451.6	37.68	-16.32	54	28.71	31.7	10.38	33.11	186	312	A	H
		5120.38	49.92	-24.08	74	41.2	31.83	10.06	33.17	180	356	P	V
		5117.26	39.17	-14.83	54	30.46	31.83	10.06	33.18	180	356	A	V
	*	5210	85.96	-	-	77.49	31.5	10.13	33.16	180	356	P	V
		5210	78.09	-	-	69.62	31.5	10.13	33.16	180	356	A	V
		5393.04	46.1	-27.9	74	37.31	31.57	10.34	33.12	180	356	P	V
		5437.92	37.68	-16.32	54	28.71	31.7	10.38	33.11	180	356	A	V
Remark	1. No other spurious found. 2. All results are PASS against Peak and Average limit line.												

Band 1 5150~5250MHz

WIFI 802.11ax HE80 (Harmonic @ 3m)

WIFI Ant. 1+2	Note	Frequency (MHz)	Level (dBμV/m)	Over Limit (dB)	Limit Line (dBμV/m)	Read Level (dBμV)	Antenna Factor (dB/m)	Cable Loss (dB)	Preamp Factor (dB)	Ant Pos (cm)	Table Pos (deg)	Peak Avg. (P/A)	Pol. (H/V)
802.11ax HE80 CH 42-26 tones start 36 5210MHz		10420	47.13	-21.07	68.2	46.47	39.8	14.29	53.43	150	230	P	H
		15630	47.65	-26.35	74	42.51	38.23	18.87	51.96	160	225	P	H
		10420	47.46	-20.74	68.2	46.8	39.8	14.29	53.43	150	230	P	V
		15630	47.87	-26.13	74	42.73	38.23	18.87	51.96	160	225	P	V
Remark	1. No other spurious found. 2. All results are PASS against Peak and Average limit line.												

Band 2 - 5250~5350MHz

WIFI 802.11a (Band Edge @ 3m)

WIFI Ant. 1+2	Note	Frequency (MHz)	Level (dBμV/m)	Over Limit (dB)	Limit Line (dBμV/m)	Read Level (dBμV)	Antenna Factor (dB/m)	Cable Loss (dB)	Preamp Factor (dB)	Ant Pos (cm)	Table Pos (deg)	Peak Avg. (P/A)	Pol. (H/V)
802.11a CH 52 5260MHz		5072.1	49.34	-24.66	74	40.76	31.77	9.99	33.18	234	349	P	H
		5059.5	38.54	-15.46	54	30.01	31.73	9.99	33.19	234	349	A	H
	*	5260	94.65	-	-	86.33	31.3	10.17	33.15	234	349	P	H
		5260	84.67	-	-	76.35	31.3	10.17	33.15	234	349	A	H
		5403.12	46.13	-27.87	74	37.21	31.7	10.34	33.12	234	349	P	H
		5445.36	36.77	-17.23	54	27.8	31.7	10.38	33.11	234	349	P	H
		5121.8	48.15	-25.85	74	39.43	31.83	10.06	33.17	223	339	P	V
		5107.45	38.55	-15.45	54	29.88	31.83	10.02	33.18	223	339	A	V
	*	5260	94.26	-	-	85.94	31.3	10.17	33.15	223	339	P	V
		5260	84.32	-	-	76	31.3	10.17	33.15	223	339	A	V
		5419.44	46.07	-27.93	74	37.15	31.7	10.34	33.12	223	339	P	V
		5458.08	36.88	-17.12	54	27.91	31.7	10.38	33.11	223	339	A	V
802.11a CH 60 5300MHz		5087.15	47.14	-26.86	74	38.53	31.77	10.02	33.18	105	57	P	H
		5071.4	37.56	-16.44	54	29.02	31.73	9.99	33.18	105	57	A	H
	*	5300	103.52	-	-	95.15	31.3	10.21	33.14	105	57	P	H
		5300	97.67	-	-	89.3	31.3	10.21	33.14	105	57	A	H
		5423.28	44.99	-29.01	74	36.07	31.7	10.34	33.12	105	57	P	H
		5456.88	36.44	-17.56	54	27.47	31.7	10.38	33.11	105	57	A	H
		5053.9	47.44	-26.56	74	38.94	31.7	9.99	33.19	141	10	P	V
		5052.5	37.55	-16.45	54	29.05	31.7	9.99	33.19	141	10	A	V
	*	5300	101.13	-	-	92.76	31.3	10.21	33.14	141	10	P	V
		5300	95.61	-	-	87.24	31.3	10.21	33.14	141	10	A	V
		5446.8	45.53	-28.47	74	36.56	31.7	10.38	33.11	141	10	P	V
		5459.28	36.29	-17.71	54	27.32	31.7	10.38	33.11	141	10	A	V

802.11a CH 64 5320MHz	*	5320	96.83	-	-	88.41	31.3	10.26	33.14	206	327	P	H
		5320	85	-	-	76.58	31.3	10.26	33.14	206	327	A	H
		5448.96	46.86	-27.14	74	37.89	31.7	10.38	33.11	206	327	P	H
		5444.96	36.75	-17.25	54	27.78	31.7	10.38	33.11	206	327	A	H
	*	5320	94.79	-	-	86.37	31.3	10.26	33.14	199	314	P	V
		5320	82.98	-	-	74.56	31.3	10.26	33.14	199	314	A	V
		5400.32	47.68	-26.32	74	38.76	31.7	10.34	33.12	199	314	P	V
		5445.76	36.81	-17.19	54	27.84	31.7	10.38	33.11	199	314	A	V
Remark	1. No other spurious found. 2. All results are PASS against Peak and Average limit line.												

Band 2 5250~5350MHz

WIFI 802.11a (Harmonic @ 3m)

WIFI Ant. 1+2	Note	Frequency (MHz)	Level (dBμV/m)	Over Limit (dB)	Limit Line (dBμV/m)	Read Level (dBμV)	Antenna Factor (dB/m)	Cable Loss (dB)	Preamp Factor (dB)	Ant Pos (cm)	Table Pos (deg)	Peak Avg. (P/A)	Pol. (H/V)
802.11a CH 52 5260MHz		10520	47.93	-20.27	68.2	47.26	39.8	14.35	53.48	150	220	P	H
		15780	47.11	-26.89	74	42.61	37.63	18.88	52.01	159	345	P	H
		10520	47.75	-20.45	68.2	47.08	39.8	14.35	53.48	150	220	P	V
		15780	47.81	-26.19	74	43.31	37.63	18.88	52.01	159	345	P	V
802.11a CH 60 5300MHz		10600	47.87	-26.13	74	47.04	39.8	14.41	53.38	117	129	P	H
		15900	46.99	-27.01	74	42.75	37.4	18.9	52.06	167	143	P	H
		10600	47.08	-26.92	74	46.25	39.8	14.41	53.38	185	215	P	V
		15900	47.91	-26.09	74	43.67	37.4	18.9	52.06	196	190	P	V
802.11a CH 64 5320MHz		10640	47.7	-26.3	74	46.79	39.8	14.44	53.33	152	135	P	H
		15960	46.84	-27.16	74	42.62	37.4	18.91	52.09	173	245	P	H
		10640	46.99	-27.01	74	46.08	39.8	14.44	53.33	152	135	P	V
		15960	47.72	-26.28	74	43.5	37.4	18.91	52.09	173	245	P	V
Remark	1. No other spurious found. 2. All results are PASS against Peak and Average limit line.												

Band 2 5250~5350MHz

WIFI 802.11n HT20 (Band Edge @ 3m)

WIFI Ant. 1+2	Note	Frequency (MHz)	Level (dBμV/m)	Over Limit (dB)	Limit Line (dBμV/m)	Read Level (dBμV)	Antenna Factor (dB/m)	Cable Loss (dB)	Preamp Factor (dB)	Ant Pos (cm)	Table Pos (deg)	Peak Avg. (P/A)	Pol. (H/V)
802.11n HT20 CH 52 5260MHz		5015.05	46.43	-27.57	74	38.11	31.57	9.95	33.2	313	4	P	H
		5067.2	37.49	-16.51	54	28.96	31.73	9.99	33.19	313	4	A	H
	*	5260	102.45	-	-	94.13	31.3	10.17	33.15	313	4	P	H
		5260	94.28	-	-	85.96	31.3	10.17	33.15	313	4	A	H
		5443.92	45.83	-28.17	74	36.86	31.7	10.38	33.11	313	4	P	H
		5457.84	36.14	-17.86	54	27.17	31.7	10.38	33.11	313	4	A	H
		5009.45	46.53	-27.47	74	38.21	31.57	9.95	33.2	286	35	P	V
		5059.15	37.53	-16.47	54	29	31.73	9.99	33.19	286	35	A	V
	*	5260	103.49	-	-	95.17	31.3	10.17	33.15	286	35	P	V
		5260	95.11	-	-	86.79	31.3	10.17	33.15	286	35	A	V
		5434.32	45.42	-28.58	74	36.45	31.7	10.38	33.11	286	35	P	V
		5458.8	36.17	-17.83	54	27.2	31.7	10.38	33.11	286	35	A	V
802.11n HT20 CH 60 5300MHz		5019.6	47.33	-26.67	74	39	31.57	9.95	33.19	313	4	P	H
		5055.65	37.49	-16.51	54	28.96	31.73	9.99	33.19	313	4	A	H
	*	5300	102.09	-	-	93.72	31.3	10.21	33.14	313	4	P	H
		5300	94.74	-	-	86.37	31.3	10.21	33.14	313	4	A	H
		5458.08	45.46	-28.54	74	36.49	31.7	10.38	33.11	313	4	P	H
		5459.76	36.15	-17.85	54	27.18	31.7	10.38	33.11	313	4	A	H
		5039.2	46.79	-27.21	74	38.29	31.7	9.99	33.19	286	35	P	V
		5062.3	37.5	-16.5	54	28.97	31.73	9.99	33.19	286	35	A	V
	*	5300	103.01	-	-	94.64	31.3	10.21	33.14	286	35	P	V
		5300	95.8	-	-	87.43	31.3	10.21	33.14	286	35	A	V
		5432.64	44.99	-29.01	74	36.02	31.7	10.38	33.11	286	35	P	V
		5459.04	36.25	-17.75	54	27.28	31.7	10.38	33.11	286	35	A	V

802.11n HT20 CH 64 5320MHz	*	5320	94.66	-	-	86.34	31.3	10.16	33.14	163	328	P	H
		5320	85.86	-	-	77.54	31.3	10.16	33.14	163	328	A	H
		5352.64	47.52	-26.48	74	39.16	31.3	10.19	33.13	163	328	P	H
		5350.08	39.03	-14.97	54	30.67	31.3	10.19	33.13	163	328	A	H
	*	5320	100.68	-	-	92.36	31.3	10.16	33.14	105	0	P	V
		5320	93.65	-	-	85.33	31.3	10.16	33.14	105	0	A	V
		5352.8	52.33	-21.67	74	43.97	31.3	10.19	33.13	105	0	P	V
		5350.4	42.45	-11.55	54	34.09	31.3	10.19	33.13	105	0	A	V
Remark	1. No other spurious found. 2. All results are PASS against Peak and Average limit line.												

Band 2 5250~5350MHz

WIFI 802.11n HT20 (Harmonic @ 3m)

WIFI Ant. 1+2	Note	Frequency (MHz)	Level (dBμV/m)	Over Limit (dB)	Limit Line (dBμV/m)	Read Level (dBμV)	Antenna Factor (dB/m)	Cable Loss (dB)	Preamp Factor (dB)	Ant Pos (cm)	Table Pos (deg)	Peak Avg. (P/A)	Pol. (H/V)
802.11n		10520	47.62	-20.58	68.2	46.95	39.8	14.35	53.48	150	220	P	H
HT20		15780	47.41	-26.59	74	42.91	37.63	18.88	52.01	159	345	P	H
CH 52		10520	47.77	-20.43	68.2	47.1	39.8	14.35	53.48	150	220	P	V
5260MHz		15780	47.95	-26.05	74	43.45	37.63	18.88	52.01	159	345	P	V
802.11n		10600	47.23	-26.77	74	46.4	39.8	14.41	53.38	185	215	P	H
HT20		15900	47.47	-26.53	74	43.23	37.4	18.9	52.06	196	190	P	H
CH 60		10600	47.59	-26.41	74	46.76	39.8	14.41	53.38	185	215	P	V
5300MHz		15900	47.09	-26.91	74	42.85	37.4	18.9	52.06	196	190	P	V
802.11n		10640	47.52	-26.48	74	46.61	39.8	14.44	53.33	152	135	P	H
HT20		15960	47.98	-26.02	74	43.76	37.4	18.91	52.09	173	245	P	H
CH 64		10640	47.36	-26.64	74	46.45	39.8	14.44	53.33	152	135	P	V
5320MHz		15960	47.94	-26.06	74	43.72	37.4	18.91	52.09	173	245	P	V
Remark	1. No other spurious found. 2. All results are PASS against Peak and Average limit line.												

Band 2 5250~5350MHz

WIFI 802.11n HT40 (Band Edge @ 3m)

WIFI Ant. 1+2	Note	Frequency (MHz)	Level (dBμV/m)	Over Limit (dB)	Limit Line (dBμV/m)	Read Level (dBμV)	Antenna Factor (dB/m)	Cable Loss (dB)	Preamp Factor (dB)	Ant Pos (cm)	Table Pos (deg)	Peak Avg. (P/A)	Pol. (H/V)
802.11n HT40 CH 54 5270MHz		5149.45	46.48	-27.52	74	37.69	31.9	10.06	33.17	100	12	P	H
		5071.05	37.53	-16.47	54	28.99	31.73	9.99	33.18	100	12	A	H
	*	5270	98.84	-	-	90.52	31.3	10.17	33.15	100	12	P	H
		5270	93.34	-	-	85.02	31.3	10.17	33.15	100	12	A	H
		5423.28	45.82	-28.18	74	36.9	31.7	10.34	33.12	100	12	P	H
		5350.08	36.43	-17.57	54	27.96	31.3	10.3	33.13	100	12	A	H
		5149.8	47.62	-26.38	74	38.83	31.9	10.06	33.17	100	10	P	V
		5128.1	37.63	-16.37	54	28.87	31.87	10.06	33.17	100	10	A	V
	*	5270	99.94	-	-	91.62	31.3	10.17	33.15	100	10	P	V
		5270	94.39	-	-	86.07	31.3	10.17	33.15	100	10	A	V
		5352	46.79	-27.21	74	38.32	31.3	10.3	33.13	100	10	P	V
		5350.8	38.89	-15.11	54	30.42	31.3	10.3	33.13	100	10	A	V
802.11n HT40 CH 62 5310MHz		5003.5	46.97	-27.03	74	38.65	31.57	9.95	33.2	100	15	P	H
		5056	37.44	-16.56	54	28.91	31.73	9.99	33.19	100	15	A	H
	*	5310	97.11	-	-	88.69	31.3	10.26	33.14	100	15	P	H
		5310	92.18	-	-	83.76	31.3	10.26	33.14	100	15	A	H
		5350.8	51.82	-22.18	74	43.35	31.3	10.3	33.13	100	15	P	H
		5350.32	44.56	-9.44	54	36.09	31.3	10.3	33.13	100	15	A	H
		5103.6	46.54	-27.46	74	37.9	31.8	10.02	33.18	111	15	P	V
		5066.5	37.43	-16.57	54	28.9	31.73	9.99	33.19	111	15	A	V
	*	5310	97.58	-	-	89.16	31.3	10.26	33.14	111	15	P	V
		5310	92.2	-	-	83.78	31.3	10.26	33.14	111	15	A	V
		5351.28	52.82	-21.18	74	44.35	31.3	10.3	33.13	111	15	P	V
		5350	48.14	-5.86	54	39.67	31.3	10.3	33.13	111	15	A	V
Remark	1. No other spurious found. 2. All results are PASS against Peak and Average limit line.												

Band 2 5250~5350MHz

WIFI 802.11n HT40 (Harmonic @ 3m)

WIFI Ant. 1+2	Note	Frequency (MHz)	Level (dBμV/m)	Over Limit (dB)	Limit Line (dBμV/m)	Read Level (dBμV)	Antenna Factor (dB/m)	Cable Loss (dB)	Preamp Factor (dB)	Ant Pos (cm)	Table Pos (deg)	Peak Avg. (P/A)	Pol. (H/V)
802.11n		10540	47.79	-20.41	68.2	47.07	39.8	14.38	53.46	150	220	P	H
HT40		15810	47.82	-26.18	74	43.55	37.4	18.89	52.02	168	345	P	H
CH 54		10540	47.35	-20.85	68.2	46.63	39.8	14.38	53.46	122	340	P	V
5270MHz		15810	47.17	-26.83	74	42.9	37.4	18.89	52.02	168	345	P	V
802.11n		10620	47.4	-26.6	74	46.52	39.8	14.44	53.36	150	220	P	H
HT40		15930	47.23	-26.77	74	43	37.4	18.9	52.07	160	100	P	H
CH 62		10620	47.07	-26.93	74	46.19	39.8	14.44	53.36	130	120	P	V
5310MHz		15930	47.06	-26.94	74	42.83	37.4	18.9	52.07	160	100	P	V
Remark	1. No other spurious found. 2. All results are PASS against Peak and Average limit line.												

Band 2 5250~5350MHz

WIFI 802.11ac VHT80 (Band Edge @ 3m)

WIFI Ant. 1+2	Note	Frequency (MHz)	Level (dBμV/m)	Over Limit (dB)	Limit Line (dBμV/m)	Read Level (dBμV)	Antenna Factor (dB/m)	Cable Loss (dB)	Preamp Factor (dB)	Ant Pos (cm)	Table Pos (deg)	Peak Avg. (P/A)	Pol. (H/V)
802.11ac VHT80 CH 58 5290MHz		5146.38	47.13	-26.87	74	38.34	31.9	10.06	33.17	100	58	P	H
		5141.44	40.64	-13.36	54	31.85	31.9	10.06	33.17	100	58	A	H
	*	5290	96.59	-	-	88.22	31.3	10.21	33.14	100	58	P	H
		5290	88.73	-	-	80.36	31.3	10.21	33.14	100	58	A	H
		5358.48	55.1	-18.9	74	46.63	31.3	10.3	33.13	100	58	P	H
		5351.28	50.11	-3.89	54	41.64	31.3	10.3	33.13	100	58	A	H
		5116.48	46.44	-27.56	74	37.73	31.83	10.06	33.18	100	11	P	V
		5137.8	40.5	-13.5	54	31.74	31.87	10.06	33.17	100	11	A	V
	*	5290	93.43	-	-	85.06	31.3	10.21	33.14	100	11	P	V
		5290	84.73	-	-	76.36	31.3	10.21	33.14	100	11	A	V
		5353.2	49.81	-24.19	74	41.34	31.3	10.3	33.13	100	11	P	V
		5352	45.35	-8.65	54	36.88	31.3	10.3	33.13	100	11	A	V
Remark	1. No other spurious found. 2. All results are PASS against Peak and Average limit line.												

Band 2 5250~5350MHz

WIFI 802.11ac VHT80 (Harmonic @ 3m)

WIFI Ant. 1+2	Note	Frequency (MHz)	Level (dBμV/m)	Over Limit (dB)	Limit Line (dBμV/m)	Read Level (dBμV)	Antenna Factor (dB/m)	Cable Loss (dB)	Preamp Factor (dB)	Ant Pos (cm)	Table Pos (deg)	Peak Avg. (P/A)	Pol. (H/V)
802.11ac		10580	47.02	-21.18	68.2	46.21	39.8	14.41	53.4	150	220	P	H
VHT80		15870	47.8	-26.2	74	43.56	37.4	18.89	52.05	168	345	P	H
CH 58		10580	47.57	-20.63	68.2	46.76	39.8	14.41	53.4	160	230	P	V
5290MHz		15870	47.08	-26.92	74	42.84	37.4	18.89	52.05	170	340	P	V
Remark	1. No other spurious found. 2. All results are PASS against Peak and Average limit line.												

Band 2 5250~5350MHz

WIFI 802.11ax HE20 (Band Edge @ 3m)

WIFI Ant. 1+2	Note	Frequency (MHz)	Level (dBμV/m)	Over Limit (dB)	Limit Line (dBμV/m)	Read Level (dBμV)	Antenna Factor (dB/m)	Cable Loss (dB)	Preamp Factor (dB)	Ant Pos (cm)	Table Pos (deg)	Peak Avg. (P/A)	Pol. (H/V)
802.11ax HE20 CH 52 5260MHz		5102.55	46.21	-27.79	74	37.57	31.8	10.02	33.18	106	59	P	H
		5047.25	38.54	-15.46	54	30.04	31.7	9.99	33.19	106	59	A	H
		5260	102.49	-	-	94.17	31.3	10.17	33.15	106	59	P	H
		5260	94.1	-	-	85.78	31.3	10.17	33.15	106	59	A	H
		5398.8	44.8	-29.2	74	35.88	31.7	10.34	33.12	106	59	P	H
		5458.32	36.97	-17.03	54	28	31.7	10.38	33.11	106	59	A	H
		5077.35	47.43	-26.57	74	38.82	31.77	10.02	33.18	109	14	P	V
		5049.7	38.61	-15.39	54	30.11	31.7	9.99	33.19	109	14	A	V
		5260	99.92	-	-	91.6	31.3	10.17	33.15	109	14	P	V
		5260	91.19	-	-	82.87	31.3	10.17	33.15	109	14	A	V
		5420.88	45.02	-28.98	74	36.1	31.7	10.34	33.12	109	14	P	V
		5459.28	36.98	-17.02	54	28.01	31.7	10.38	33.11	109	14	A	V
802.11ax HE20 CH 60 5300MHz		5144.55	47.46	-26.54	74	38.72	31.9	10.01	33.17	106	0	P	H
		5141.05	38.6	-15.4	54	29.86	31.9	10.01	33.17	106	0	A	H
		5300	93.78	-	-	85.48	31.3	10.14	33.14	106	0	P	H
		5300	87.25	-	-	78.95	31.3	10.14	33.14	106	0	A	H
		5408.64	45.11	-28.89	74	36.3	31.7	10.23	33.12	106	0	P	H
		5457.12	37.02	-16.98	54	28.15	31.7	10.28	33.11	106	0	A	H
		5123.9	47.04	-26.96	74	38.36	31.87	9.98	33.17	100	0	P	V
		5063	38.51	-15.49	54	30.03	31.73	9.94	33.19	100	0	A	V
		5300	101.32	-	-	93.02	31.3	10.14	33.14	100	0	P	V
		5300	93.93	-	-	85.63	31.3	10.14	33.14	100	0	A	V
		5351.52	46.36	-27.64	74	38	31.3	10.19	33.13	100	0	P	V
		5351.52	40.9	-13.1	54	32.54	31.3	10.19	33.13	100	0	A	V

802.11ax HE20 CH 64 5320MHz		5320	94.66	-	-	86.34	31.3	10.16	33.14	163	328	P	H
		5320	85.86	-	-	77.54	31.3	10.16	33.14	163	328	A	H
		5352.64	47.52	-26.48	74	39.16	31.3	10.19	33.13	163	328	P	H
		5350.08	39.03	-14.97	54	30.67	31.3	10.19	33.13	163	328	A	H
		5320	100.68	-	-	92.36	31.3	10.16	33.14	105	0	P	V
		5320	93.65	-	-	85.33	31.3	10.16	33.14	105	0	A	V
		5352.8	52.33	-21.67	74	43.97	31.3	10.19	33.13	105	0	P	V
		5350.4	42.45	-11.55	54	34.09	31.3	10.19	33.13	105	0	A	V
Remark	1. No other spurious found. 2. All results are PASS against Peak and Average limit line.												

Band 2 5250~5350MHz

WIFI 802.11ax HE20 (Harmonic @ 3m)

WIFI Ant. 1+2	Note	Frequency (MHz)	Level (dBμV/m)	Over Limit (dB)	Limit Line (dBμV/m)	Read Level (dBμV)	Antenna Factor (dB/m)	Cable Loss (dB)	Preamp Factor (dB)	Ant Pos (cm)	Table Pos (deg)	Peak Avg. (P/A)	Pol. (H/V)
802.11ax		10520	47.69	-20.51	68.2	47.02	39.8	14.35	53.48	172	234	P	H
HE20		15780	47.04	-26.96	74	42.54	37.63	18.88	52.01	124	281	P	H
CH 52		10520	47.65	-20.55	68.2	46.98	39.8	14.35	53.48	150	220	P	V
5260MHz		15780	47.12	-26.88	74	42.62	37.63	18.88	52.01	159	345	P	V
802.11ax		10600	47.87	-26.13	74	47.04	39.8	14.41	53.38	117	129	P	H
HE20		15900	46.99	-27.01	74	42.75	37.4	18.9	52.06	167	143	P	H
CH 60		10600	47.06	-26.94	74	46.23	39.8	14.41	53.38	185	215	P	V
5300MHz		15900	47.11	-26.89	74	42.87	37.4	18.9	52.06	196	190	P	V
802.11ax		47.42	-26.58	74	46.51	39.8	14.44	53.33	152	135	10640	P	H
HE20		46.99	-27.01	74	42.77	37.4	18.91	52.09	173	245	15960	P	H
CH 64		10640	47.61	-26.39	74	46.7	39.8	14.44	53.33	128	264	P	V
5320MHz		15960	47.04	-26.96	74	42.82	37.4	18.91	52.09	134	217	P	V
Remark	1. No other spurious found. 2. All results are PASS against Peak and Average limit line.												

Verify data of Partial Ru:

Band 2 5250~5350MHz

WIFI 802.11ax HE20 (Band Edge @ 3m)

WIFI Ant. 1+2	Note	Frequency (MHz)	Level (dBμV/m)	Over Limit (dB)	Limit Line (dBμV/m)	Read Level (dBμV)	Antenna Factor (dB/m)	Cable Loss (dB)	Preamp Factor (dB)	Ant Pos (cm)	Table Pos (deg)	Peak Avg. (P/A)	Pol. (H/V)
802.11ax HE20 CH 52 5260MHz		5072.1	49.34	-24.66	74	40.76	31.77	9.99	33.18	234	349	P	H
		5059.5	38.54	-15.46	54	30.01	31.73	9.99	33.19	234	349	A	H
		5260	94.65	-	-	86.33	31.3	10.17	33.15	234	349	P	H
		5260	84.67	-	-	76.35	31.3	10.17	33.15	234	349	A	H
		5403.12	46.13	-27.87	74	37.21	31.7	10.34	33.12	234	349	P	H
		5445.36	36.77	-17.23	54	27.8	31.7	10.38	33.11	234	349	A	H
		5121.8	48.15	-25.85	74	39.43	31.83	10.06	33.17	223	339	P	V
		5107.45	38.55	-15.45	54	29.88	31.83	10.02	33.18	223	339	A	V
		5260	94.26	-	-	85.94	31.3	10.17	33.15	223	339	P	V
		5260	84.32	-	-	76	31.3	10.17	33.15	223	339	A	V
		5419.44	46.07	-27.93	74	37.15	31.7	10.34	33.12	223	339	P	V
		5458.08	36.88	-17.12	54	27.91	31.7	10.38	33.11	223	339	A	V
802.11ax HE20 CH 64 5320MHz		5320	96.83	-	-	88.41	31.3	10.26	33.14	206	327	P	H
		5320	85	-	-	76.58	31.3	10.26	33.14	206	327	A	H
		5448.96	46.86	-27.14	74	37.89	31.7	10.38	33.11	206	327	P	H
		5444.96	36.75	-17.25	54	27.78	31.7	10.38	33.11	206	327	A	H
		5320	94.79	-	-	86.37	31.3	10.26	33.14	199	314	P	V
		5320	82.98	-	-	74.56	31.3	10.26	33.14	199	314	A	V
		5400.32	47.68	-26.32	74	38.76	31.7	10.34	33.12	199	314	P	V
		5445.76	36.81	-17.19	54	27.84	31.7	10.38	33.11	199	314	A	V
Remark	3. No other spurious found. 4. All results are PASS against Peak and Average limit line.												

Band 2 5250~5350MHz

WIFI 802.11ax HE20 (Harmonic @ 3m)

WIFI Ant. 1+2	Note	Frequency (MHz)	Level (dBμV/m)	Over Limit (dB)	Limit Line (dBμV/m)	Read Level (dBμV)	Antenna Factor (dB/m)	Cable Loss (dB)	Preamp Factor (dB)	Ant Pos (cm)	Table Pos (deg)	Peak Avg. (P/A)	Pol. (H/V)
802.11ax		10520	47.93	-20.27	68.2	47.26	39.8	14.35	53.48	150	220	P	H
HE20		15780	47.11	-26.89	74	42.61	37.63	18.88	52.01	159	345	P	H
CH 52		10520	47.75	-20.45	68.2	47.08	39.8	14.35	53.48	150	220	P	V
5260MHz		15780	47.81	-26.19	74	43.31	37.63	18.88	52.01	159	345	P	V
802.11ax		10640	47.7	-26.3	74	46.79	39.8	14.44	53.33	152	135	P	H
HE20		15960	46.84	-27.16	74	42.62	37.4	18.91	52.09	173	245	P	H
CH 64		10640	46.99	-27.01	74	46.08	39.8	14.44	53.33	152	135	P	V
5320MHz		15960	47.72	-26.28	74	43.5	37.4	18.91	52.09	173	245	P	V
Remark	3. No other spurious found. 4. All results are PASS against Peak and Average limit line.												

Band 2 5250~5350MHz

WIFI 802.11ax HE40 (Band Edge @ 3m)

WIFI Ant. 1+2	Note	Frequency (MHz)	Level (dBμV/m)	Over Limit (dB)	Limit Line (dBμV/m)	Read Level (dBμV)	Antenna Factor (dB/m)	Cable Loss (dB)	Preamp Factor (dB)	Ant Pos (cm)	Table Pos (deg)	Peak Avg. (P/A)	Pol. (H/V)
802.11ax HE40 CH 54 5270MHz		5142.45	47.96	-26.04	74	39.17	31.9	10.06	33.17	100	60	P	H
		5068.95	39.06	-14.94	54	30.52	31.73	9.99	33.18	100	60	A	H
		5270	99.62	-	-	91.3	31.3	10.17	33.15	100	60	P	H
		5270	92.99	-	-	84.67	31.3	10.17	33.15	100	60	A	H
		5357.28	45.57	-28.43	74	37.1	31.3	10.3	33.13	100	60	P	H
		5350.56	38.43	-15.57	54	29.96	31.3	10.3	33.13	100	60	A	H
		5127.4	46.64	-27.36	74	37.88	31.87	10.06	33.17	138	13	P	V
		5074.55	39.14	-14.86	54	30.56	31.77	9.99	33.18	138	13	A	V
		5270	97.99	-	-	89.67	31.3	10.17	33.15	138	13	P	V
		5270	90.28	-	-	81.96	31.3	10.17	33.15	138	13	A	V
		5359.68	45.36	-28.64	74	36.89	31.3	10.3	33.13	138	13	P	V
		5444.88	37.7	-16.3	54	28.73	31.7	10.38	33.11	138	13	A	V
802.11ax HE40 CH 62 5310MHz		5088.55	46.88	-27.12	74	38.24	31.8	10.02	33.18	101	52	P	H
		5062.3	39.25	-14.75	54	30.72	31.73	9.99	33.19	101	52	A	H
		5310	99.18	-	-	90.76	31.3	10.26	33.14	101	52	P	H
		5310	92.54	-	-	84.12	31.3	10.26	33.14	101	52	A	H
		5352.48	55.66	-18.34	74	47.19	31.3	10.3	33.13	101	52	P	H
		5350.32	50.07	-3.93	54	41.6	31.3	10.3	33.13	101	52	A	H
		5035.35	48.24	-25.76	74	39.85	31.63	9.95	33.19	118	2	P	V
		5054.6	39.24	-14.76	54	30.71	31.73	9.99	33.19	118	2	A	V
		5310	96.08	-	-	87.66	31.3	10.26	33.14	118	2	P	V
		5310	89.66	-	-	81.24	31.3	10.26	33.14	118	2	A	V
		5350.8	53.58	-20.42	74	45.11	31.3	10.3	33.13	118	2	P	V
		5350.8	45.78	-8.22	54	37.31	31.3	10.3	33.13	118	2	A	V
Remark	1. No other spurious found. 2. All results are PASS against Peak and Average limit line.												

Band 2 5250~5350MHz

WIFI 802.11ax HE40 (Harmonic @ 3m)

WIFI Ant. 1+2	Note	Frequency (MHz)	Level (dBμV/m)	Over Limit (dB)	Limit Line (dBμV/m)	Read Level (dBμV)	Antenna Factor (dB/m)	Cable Loss (dB)	Preamp Factor (dB)	Ant Pos (cm)	Table Pos (deg)	Peak Avg. (P/A)	Pol. (H/V)
802.11ax		10540	47.76	-20.44	68.2	47.04	39.8	14.38	53.46	141	152	P	H
HE40		15810	47.94	-26.06	74	43.67	37.4	18.89	52.02	182	157	P	H
CH 54		10540	47.47	-20.73	68.2	46.75	39.8	14.38	53.46	168	105	P	V
5270MHz		15810	47.16	-26.84	74	42.89	37.4	18.89	52.02	124	267	P	V
802.11ax		10620	47.05	-26.95	74	46.17	39.8	14.44	53.36	150	220	P	H
HE40		15930	47.82	-26.18	74	43.59	37.4	18.9	52.07	160	100	P	H
CH 62		10620	47.14	-26.86	74	46.26	39.8	14.44	53.36	130	120	P	V
5310MHz		15930	47.78	-26.22	74	43.55	37.4	18.9	52.07	160	100	P	V
Remark	1. No other spurious found. 2. All results are PASS against Peak and Average limit line.												

Verify data of Partial Ru:

Band 2 5250~5350MHz

WIFI 802.11ax HE40 (Band Edge @ 3m)

WIFI Ant. 1+2	Note	Frequency (MHz)	Level (dBμV/m)	Over Limit (dB)	Limit Line (dBμV/m)	Read Level (dBμV)	Antenna Factor (dB/m)	Cable Loss (dB)	Preamp Factor (dB)	Ant Pos (cm)	Table Pos (deg)	Peak Avg. (P/A)	Pol. (H/V)
802.11ax HE40 CH 54 5270MHz		5037.45	48.41	-25.59	74	39.98	31.63	9.99	33.19	100	329	P	H
		5069.65	39.34	-14.66	54	30.8	31.73	9.99	33.18	100	329	A	H
		5270	91.77	-	-	83.45	31.3	10.17	33.15	100	329	P	H
		5270	81.94	-	-	73.62	31.3	10.17	33.15	100	329	A	H
		5388	46.47	-27.53	74	37.68	31.57	10.34	33.12	100	329	P	H
		5457.6	37.65	-16.35	54	28.68	31.7	10.38	33.11	100	329	A	H
		5115.5	48.41	-25.59	74	39.7	31.83	10.06	33.18	200	351	P	V
		5120.4	39.28	-14.72	54	30.56	31.83	10.06	33.17	200	351	A	V
		5270	89.23	-	-	80.91	31.3	10.17	33.15	200	351	P	V
		5270	79.97	-	-	71.65	31.3	10.17	33.15	200	351	A	V
		5409.36	46.75	-27.25	74	37.83	31.7	10.34	33.12	200	351	P	V
		5456.4	37.58	-16.42	54	28.61	31.7	10.38	33.11	200	351	A	V
802.11ax HE40 CH 62 5310MHz		5117.25	48.55	-25.45	74	39.84	31.83	10.06	33.18	196	330	P	H
		5104.65	39.15	-14.85	54	30.51	31.8	10.02	33.18	196	330	A	H
		5310	92.71	-	-	84.29	31.3	10.26	33.14	196	330	P	H
		5310	82.07	-	-	73.65	31.3	10.26	33.14	196	330	A	H
		5453.04	46.59	-27.41	74	37.62	31.7	10.38	33.11	196	330	P	H
		5459.28	37.76	-16.24	54	28.79	31.7	10.38	33.11	196	330	A	H
		5033.6	48.36	-25.64	74	39.97	31.63	9.95	33.19	200	313	P	V
		5070.7	39	-15	54	30.46	31.73	9.99	33.18	200	313	A	V
		5310	91.2	-	-	82.78	31.3	10.26	33.14	200	313	P	V
		5310	81.04	-	-	72.62	31.3	10.26	33.14	200	313	A	V
		5457.84	47.37	-26.63	74	38.4	31.7	10.38	33.11	200	313	P	V
		5453.52	37.43	-16.57	54	28.46	31.7	10.38	33.11	200	313	A	V
Remark	3. No other spurious found. 4. All results are PASS against Peak and Average limit line.												

Band 2 5250~5350MHz

WIFI 802.11ax HE40 (Harmonic @ 3m)

WIFI Ant. 1+2	Note	Frequency (MHz)	Level (dBμV/m)	Over Limit (dB)	Limit Line (dBμV/m)	Read Level (dBμV)	Antenna Factor (dB/m)	Cable Loss (dB)	Preamp Factor (dB)	Ant Pos (cm)	Table Pos (deg)	Peak Avg. (P/A)	Pol. (H/V)
802.11ax		10540	47.76	-20.44	68.2	47.04	39.8	14.38	53.46	141	152	P	H
HE40		15810	47.94	-26.06	74	43.67	37.4	18.89	52.02	182	157	P	H
CH 54		10540	47.47	-20.73	68.2	46.75	39.8	14.38	53.46	168	105	P	V
5270MHz		15810	47.16	-26.84	74	42.89	37.4	18.89	52.02	124	267	P	V
802.11ax		10620	47.35	-26.65	74	46.47	39.8	14.44	53.36	150	220	P	H
HE40		15930	47.46	-26.54	74	43.23	37.4	18.9	52.07	160	100	P	H
CH 62		10620	47.3	-26.7	74	46.42	39.8	14.44	53.36	150	220	P	V
5310MHz		15930	47.41	-26.59	74	43.18	37.4	18.9	52.07	160	100	P	V
Remark	3. No other spurious found. 4. All results are PASS against Peak and Average limit line.												

Band 2 5150~5250MHz

WIFI 802.11ax HE80 (Band Edge @ 3m)

WIFI Ant. 1+2	Note	Frequency (MHz)	Level (dBμV/m)	Over Limit (dB)	Limit Line (dBμV/m)	Read Level (dBμV)	Antenna Factor (dB/m)	Cable Loss (dB)	Preamp Factor (dB)	Ant Pos (cm)	Table Pos (deg)	Peak Avg. (P/A)	Pol. (H/V)
802.11ax HE80 CH 58 5290MHz		5113.4	46.18	-27.82	74	37.51	31.83	10.02	33.18	100	59	P	H
		5073.5	39.27	-14.73	54	30.69	31.77	9.99	33.18	100	59	A	H
	*	5290	97.28	-	-	88.91	31.3	10.21	33.14	100	59	P	H
		5290	89.9	-	-	81.53	31.3	10.21	33.14	100	59	A	H
		5350.08	53.75	-20.25	74	45.28	31.3	10.3	33.13	100	59	P	H
		5350.32	47.86	-6.14	54	39.39	31.3	10.3	33.13	100	59	A	H
		5012.25	46.89	-27.11	74	38.57	31.57	9.95	33.2	132	13	P	V
		5002.45	39.11	-14.89	54	30.86	31.5	9.95	33.2	132	13	A	V
	*	5290	93.53	-	-	85.16	31.3	10.21	33.14	132	13	P	V
		5290	87.1	-	-	78.73	31.3	10.21	33.14	132	13	A	V
		5355.36	51.43	-22.57	74	42.96	31.3	10.3	33.13	132	13	P	V
		5350.8	46.03	-7.97	54	37.56	31.3	10.3	33.13	132	13	A	V
Remark	1. No other spurious found. 2. All results are PASS against Peak and Average limit line.												

Band 2 5250~5350MHz

WIFI 802.11ac VHT80 (Harmonic @ 3m)

WIFI Ant. 1+2	Note	Frequency (MHz)	Level (dBμV/m)	Over Limit (dB)	Limit Line (dBμV/m)	Read Level (dBμV)	Antenna Factor (dB/m)	Cable Loss (dB)	Preamp Factor (dB)	Ant Pos (cm)	Table Pos (deg)	Peak Avg. (P/A)	Pol. (H/V)
802.11ax		10580	47	-21.2	68.2	46.19	39.8	14.41	53.4	150	220	P	H
HE80		15870	47.37	-26.63	74	43.13	37.4	18.89	52.05	168	345	P	H
CH 58		10580	47.39	-20.81	68.2	46.58	39.8	14.41	53.4	160	230	P	V
5290MHz		15870	47.59	-26.41	74	43.35	37.4	18.89	52.05	170	340	P	V
Remark	1. No other spurious found. 2. All results are PASS against Peak and Average limit line.												

Verify data of Partial Ru:

Band 2 5250~5350MHz

WIFI 802.11ax HE80 (Band Edge @ 3m)

WIFI Ant. 1+2	Note	Frequency (MHz)	Level (dBμV/m)	Over Limit (dB)	Limit Line (dBμV/m)	Read Level (dBμV)	Antenna Factor (dB/m)	Cable Loss (dB)	Preamp Factor (dB)	Ant Pos (cm)	Table Pos (deg)	Peak Avg. (P/A)	Pol. (H/V)
802.11ax HE80 CH 58- 26 tones start 0 5290MHz		5073.15	48.08	-25.92	74	39.5	31.77	9.99	33.18	189	332	P	H
		5067.2	39.21	-14.79	54	30.68	31.73	9.99	33.19	189	332	A	H
	*	5290	87.32	-	-	78.95	31.3	10.21	33.14	189	332	P	H
		5290	79.82	-	-	71.45	31.3	10.21	33.14	189	332	A	H
		5357.76	51.37	-22.63	74	42.9	31.3	10.3	33.13	189	332	P	H
		5357.76	39.16	-14.84	54	30.69	31.3	10.3	33.13	189	332	A	H
		5092.4	49.63	-24.37	74	40.99	31.8	10.02	33.18	153	358	P	V
		5046.55	39.32	-14.68	54	30.82	31.7	9.99	33.19	153	358	A	V
	*	5290	87.6	-	-	79.23	31.3	10.21	33.14	153	358	P	V
		5290	77.99	-	-	69.62	31.3	10.21	33.14	153	358	A	V
		5366.16	50.79	-23.21	74	42.19	31.43	10.3	33.13	153	358	P	V
		5363.28	37.88	-16.12	54	29.28	31.43	10.3	33.13	153	358	A	V
Remark	3. No other spurious found. 4. All results are PASS against Peak and Average limit line.												

Band 2 5250~5350MHz

WIFI 802.11ac VHT80 (Harmonic @ 3m)

WIFI Ant. 1+2	Note	Frequency (MHz)	Level (dBμV/m)	Over Limit (dB)	Limit Line (dBμV/m)	Read Level (dBμV)	Antenna Factor (dB/m)	Cable Loss (dB)	Preamp Factor (dB)	Ant Pos (cm)	Table Pos (deg)	Peak Avg. (P/A)	Pol. (H/V)
802.11ax HE80 CH 58- 26 tones start 0 5290MHz		10580	47.17	-21.03	68.2	46.36	39.8	14.41	53.4	186	41	P	H
		15870	47.33	-26.67	74	43.09	37.4	18.89	52.05	156	156	P	H
		10580	47	-21.2	68.2	46.19	39.8	14.41	53.4	186	41	P	V
		15870	47.74	-26.26	74	43.5	37.4	18.89	52.05	156	156	P	V
Remark	3. No other spurious found. 4. All results are PASS against Peak and Average limit line.												

Band 2 5250~5350MHz

WIFI 802.11ax HE80 (Band Edge @ 3m)

WIFI Ant. 1+2	Note	Frequency (MHz)	Level (dBμV/m)	Over Limit (dB)	Limit Line (dBμV/m)	Read Level (dBμV)	Antenna Factor (dB/m)	Cable Loss (dB)	Preamp Factor (dB)	Ant Pos (cm)	Table Pos (deg)	Peak Avg. (P/A)	Pol. (H/V)
802.11ax HE80 CH 58 - 26 tones start 36 5290MHz		5040.25	48.27	-25.73	74	39.77	31.7	9.99	33.19	198	327	P	H
		5074.9	39.15	-14.85	54	30.57	31.77	9.99	33.18	198	327	A	H
	*	5290	88.4	-	-	80.03	31.3	10.21	33.14	198	327	P	H
		5290	77.29	-	-	68.92	31.3	10.21	33.14	198	327	A	H
		5363.76	52.3	-21.7	74	43.7	31.43	10.3	33.13	198	327	P	H
		5368.08	39.25	-14.75	54	30.65	31.43	10.3	33.13	198	327	A	H
		5015.05	48.09	-25.91	74	39.77	31.57	9.95	33.2	158	354	P	V
		5063.7	39.17	-14.83	54	30.64	31.73	9.99	33.19	158	354	A	V
	*	5290	83.7	-	-	75.33	31.3	10.21	33.14	158	354	P	V
		5290	76.02	-	-	67.65	31.3	10.21	33.14	158	354	A	V
		5358.96	50.63	-23.37	74	42.16	31.3	10.3	33.13	158	354	P	V
		5366.16	38.12	-15.88	54	29.52	31.43	10.3	33.13	158	354	A	V
Remark	5. No other spurious found. 6. All results are PASS against Peak and Average limit line.												

Band 2 5250~5350MHz

WIFI 802.11ac VHT80 (Harmonic @ 3m)

WIFI Ant. 1+2	Note	Frequency (MHz)	Level (dBμV/m)	Over Limit (dB)	Limit Line (dBμV/m)	Read Level (dBμV)	Antenna Factor (dB/m)	Cable Loss (dB)	Preamp Factor (dB)	Ant Pos (cm)	Table Pos (deg)	Peak Avg. (P/A)	Pol. (H/V)
802.11ax HE80 CH 58 - 26 tones start 36 5290MHz		10580	47.15	-21.05	68.2	46.34	39.8	14.41	53.4	186	41	P	H
		15870	47.67	-26.33	74	43.43	37.4	18.89	52.05	156	156	P	H
		10580	47.7	-20.5	68.2	46.89	39.8	14.41	53.4	186	41	P	V
		15870	47.58	-26.42	74	43.34	37.4	18.89	52.05	156	156	P	V
Remark	1. No other spurious found. 2. All results are PASS against Peak and Average limit line.												

Band 3 - 5470~5725MHz

WIFI 802.11a (Band Edge @ 3m)

WIFI Ant. 1+2	Note	Frequency (MHz)	Level (dBμV/m)	Over Limit (dB)	Limit Line (dBμV/m)	Read Level (dBμV)	Antenna Factor (dB/m)	Cable Loss (dB)	Preamp Factor (dB)	Ant Pos (cm)	Table Pos (deg)	Peak Avg. (P/A)	Pol. (H/V)
802.11a CH 100 5500MHz		5356.08	45.98	-28.02	74	37.51	31.3	10.3	33.13	105	56	P	H
		5465.04	47.23	-20.97	68.2	38.19	31.77	10.38	33.11	105	56	P	H
		5458.48	36.54	-17.46	54	27.57	31.7	10.38	33.11	105	56	A	H
	*	5500	104.9	-	-	95.67	31.9	10.43	33.1	105	56	P	H
		5500	99.18	-	-	89.95	31.9	10.43	33.1	105	56	A	H
		5449.04	45.2	-28.8	74	36.23	31.7	10.38	33.11	111	12	P	V
		5470	45.5	-22.7	68.2	36.41	31.77	10.43	33.11	111	12	P	V
		5460	36.46	-17.54	54	27.49	31.7	10.38	33.11	111	12	A	V
	*	5500	102.12	-	-	92.89	31.9	10.43	33.1	111	12	P	V
		5500	82.92	-	-	73.69	31.9	10.43	33.1	203	320	A	V
802.11a CH 116 5580MHz		5421.52	45.69	-28.31	74	36.77	31.7	10.34	33.12	103	56	P	H
		5465.2	43.97	-24.23	68.2	34.93	31.77	10.38	33.11	103	56	P	H
		5457.52	36.48	-17.52	54	27.51	31.7	10.38	33.11	103	56	A	H
	*	5580	105.7	-	-	96.55	31.73	10.52	33.1	103	56	P	H
		5580	99.06	-	-	89.91	31.73	10.52	33.1	103	56	A	H
		5747.99	45.88	-22.32	68.2	36.26	32.1	10.62	33.1	103	56	P	H
		5452.48	46.88	-27.12	74	37.91	31.7	10.38	33.11	108	359	P	V
		5464.96	45.81	-22.39	68.2	36.77	31.77	10.38	33.11	108	359	P	V
		5458.24	36.33	-17.67	54	27.36	31.7	10.38	33.11	108	359	A	V
	*	5580	101.48	-	-	92.33	31.73	10.52	33.1	108	359	P	V
		5580	95.7	-	-	86.55	31.73	10.52	33.1	108	359	A	V
		5729.09	46.85	-21.35	68.2	37.27	32.07	10.61	33.1	108	359	P	V

802.11a CH 140 5700MHz	*	5700	105.21	-	-	95.7	32	10.61	33.1	106	58	P	H
		5700	99.63	-	-	90.12	32	10.61	33.1	106	58	A	H
		5725	49.44	-18.76	68.2	39.86	32.07	10.61	33.1	106	58	P	H
	*	5700	101.42	-	-	91.91	32	10.61	33.1	106	14	P	V
		5700	96.21	-	-	86.7	32	10.61	33.1	106	14	A	V
		5726.36	49.5	-18.7	68.2	39.92	32.07	10.61	33.1	106	14	P	V
Remark	1. No other spurious found. 2. All results are PASS against Peak and Average limit line.												

Band 3 - 5470~5725MHz

WIFI 802.11a (Harmonic @ 3m)

WIFI Ant. 1+2	Note	Frequency (MHz)	Level (dBμV/m)	Over Limit (dB)	Limit Line (dBμV/m)	Read Level (dBμV)	Antenna Factor (dB/m)	Cable Loss (dB)	Preamp Factor (dB)	Ant Pos (cm)	Table Pos (deg)	Peak Avg. (P/A)	Pol. (H/V)
802.11a CH 100 5500MHz		11000	47.74	-26.26	74	45.82	40.1	14.72	52.9	163	230	P	H
		16500	47.64	-20.56	68.2	40.5	38.5	20.34	51.7	178	296	P	H
		11000	47.67	-26.33	74	45.75	40.1	14.72	52.9	163	230	P	V
		16500	47.31	-20.89	68.2	40.17	38.5	20.34	51.7	178	296	P	V
802.11a CH 116 5580MHz		11160	47.75	-26.25	74	46.01	39.67	14.87	52.8	170	200	P	H
		16740	47.24	-20.96	68.2	38.16	39.9	21.17	51.99	156	350	P	H
		11160	47.48	-26.52	74	45.74	39.67	14.87	52.8	170	200	P	V
		16740	47.22	-20.98	68.2	38.14	39.9	21.17	51.99	156	350	P	V
802.11a CH 140 5700MHz		11400	47.47	-26.53	74	45.17	39.9	15.06	52.66	157	285	P	H
		17100	47.49	-20.71	68.2	37.45	40.2	22.24	52.4	165	246	P	H
		11400	47.56	-26.44	74	45.26	39.9	15.06	52.66	157	285	P	V
		17100	47.32	-20.88	68.2	37.28	40.2	22.24	52.4	165	246	P	V
Remark	1. No other spurious found. 2. All results are PASS against Peak and Average limit line.												

Band 3 - 5470~5725MHz

WIFI 802.11n HT20 (Band Edge @ 3m)

WIFI Ant. 1+2	Note	Frequency (MHz)	Level (dBμV/m)	Over Limit (dB)	Limit Line (dBμV/m)	Read Level (dBμV)	Antenna Factor (dB/m)	Cable Loss (dB)	Preamp Factor (dB)	Ant Pos (cm)	Table Pos (deg)	Peak Avg. (P/A)	Pol. (H/V)
802.11n HT20 CH 100 5500MHz		5452.88	45.64	-28.36	74	36.67	31.7	10.38	33.11	244	58	P	H
		5466.48	45.45	-22.75	68.2	36.36	31.77	10.43	33.11	244	58	P	H
		5460	36.62	-17.38	54	27.65	31.7	10.38	33.11	244	58	A	H
	*	5500	102.77	-	-	93.54	31.9	10.43	33.1	244	58	P	H
		5500	97.65	-	-	88.42	31.9	10.43	33.1	244	58	A	H
		5438.96	46.23	-27.77	74	37.26	31.7	10.38	33.11	266	43	P	V
		5469.52	45.23	-22.97	68.2	36.14	31.77	10.43	33.11	266	43	P	V
		5459.44	36.5	-17.5	54	27.53	31.7	10.38	33.11	266	43	A	V
	*	5500	102.44	-	-	93.21	31.9	10.43	33.1	266	43	P	V
		5500	97.21	-	-	87.98	31.9	10.43	33.1	266	43	A	V
802.11n HT20 CH 116 5580MHz		5447.2	46.64	-27.36	74	37.67	31.7	10.38	33.11	260	58	P	H
		5460.88	44.26	-23.94	68.2	35.29	31.7	10.38	33.11	260	58	P	H
		5459.68	36.39	-17.61	54	27.42	31.7	10.38	33.11	260	58	A	H
	*	5580	102.24	-	-	93.09	31.73	10.52	33.1	260	58	P	H
		5580	96.82	-	-	87.67	31.73	10.52	33.1	260	58	A	H
		5750.51	45.87	-22.33	68.2	36.25	32.1	10.62	33.1	260	58	P	H
		5395.36	46.32	-27.68	74	37.4	31.7	10.34	33.12	269	39	P	V
		5460.64	44.88	-23.32	68.2	35.91	31.7	10.38	33.11	269	39	P	V
		5458.72	36.36	-17.64	54	27.39	31.7	10.38	33.11	269	39	A	V
	*	5580	101.97	-	-	92.82	31.73	10.52	33.1	269	39	P	V
		5580	96.31	-	-	87.16	31.73	10.52	33.1	269	39	A	V
		5732.87	46.4	-21.8	68.2	36.82	32.07	10.61	33.1	269	39	P	V

802.11n HT20 CH 140 5700MHz	*	5700	103.2	-	-	93.69	32	10.61	33.1	247	64	P	H
		5700	97.96	-	-	88.45	32	10.61	33.1	247	64	A	H
		5725.24	49.07	-19.13	68.2	39.49	32.07	10.61	33.1	247	64	P	H
	*	5700	101.23	-	-	91.72	32	10.61	33.1	272	44	P	V
		5700	95.72	-	-	86.21	32	10.61	33.1	272	44	A	V
		5727.32	46.56	-21.64	68.2	36.98	32.07	10.61	33.1	272	44	P	V
Remark	1. No other spurious found. 2. All results are PASS against Peak and Average limit line.												

Band 3 - 5470~5725MHz

WIFI 802.11n HT20 (Harmonic @ 3m)

WIFI Ant. 1+2	Note	Frequency (MHz)	Level (dBμV/m)	Over Limit (dB)	Limit Line (dBμV/m)	Read Level (dBμV)	Antenna Factor (dB/m)	Cable Loss (dB)	Preamp Factor (dB)	Ant Pos (cm)	Table Pos (deg)	Peak Avg. (P/A)	Pol. (H/V)
802.11n		11000	47.65	-26.35	74	45.73	40.1	14.72	52.9	163	230	P	H
HT20		16500	47	-21.2	68.2	39.86	38.5	20.34	51.7	178	296	P	H
CH 100		11000	47.74	-26.26	74	45.82	40.1	14.72	52.9	163	230	P	V
5500MHz		16500	47.44	-20.76	68.2	40.3	38.5	20.34	51.7	178	296	P	V
802.11n		11160	47	-27	74	45.26	39.67	14.87	52.8	170	200	P	H
HT20		16740	47.18	-21.02	68.2	38.1	39.9	21.17	51.99	156	350	P	H
CH 116		11160	47.13	-26.87	74	45.39	39.67	14.87	52.8	170	200	P	V
5580MHz		16740	47.2	-21	68.2	38.12	39.9	21.17	51.99	156	350	P	V
802.11n		11400	47.68	-26.32	74	45.38	39.9	15.06	52.66	157	285	P	H
HT20		17100	47.99	-20.21	68.2	37.95	40.2	22.24	52.4	165	246	P	H
CH 140		11400	47.77	-26.23	74	45.47	39.9	15.06	52.66	157	285	P	V
5700MHz		17100	47.17	-21.03	68.2	37.13	40.2	22.24	52.4	165	246	P	V
Remark	1. No other spurious found. 2. All results are PASS against Peak and Average limit line.												

Band 3 - 5470~5725MHz

WIFI 802.11n HT40 (Band Edge @ 3m)

WIFI Ant. 1+2	Note	Frequency (MHz)	Level (dBμV/m)	Over Limit (dB)	Limit Line (dBμV/m)	Read Level (dBμV)	Antenna Factor (dB/m)	Cable Loss (dB)	Preamp Factor (dB)	Ant Pos (cm)	Table Pos (deg)	Peak Avg. (P/A)	Pol. (H/V)
802.11n HT40 CH 102 5510MHz		5458	53.62	-20.38	74	44.65	31.7	10.38	33.11	100	48	P	H
		5470	59.45	-8.75	68.2	50.36	31.77	10.43	33.11	100	48	P	H
		5458.48	49.64	-4.36	54	40.67	31.7	10.38	33.11	100	48	A	H
	*	5510	100.64	-	-	91.37	31.9	10.47	33.1	100	48	P	H
		5510	95.16	-	-	85.89	31.9	10.47	33.1	100	48	A	H
		5752.085	46.61	-21.59	68.2	36.96	32.13	10.62	33.1	100	48	P	H
		5458	58.36	-15.64	74	49.39	31.7	10.38	33.11	104	15	P	V
		5469.76	63.06	-5.14	68.2	53.97	31.77	10.43	33.11	104	15	P	V
		5459.92	49.12	-4.88	54	40.15	31.7	10.38	33.11	104	15	A	V
	*	5510	99.9	-	-	90.63	31.9	10.47	33.1	104	15	P	V
		5510	94.94	-	-	85.67	31.9	10.47	33.1	104	15	A	V
		5737.595	45.33	-22.87	68.2	35.72	32.1	10.61	33.1	104	15	P	V
802.11n HT40 CH 110 5550MHz		5410.48	46.44	-27.56	74	37.52	31.7	10.34	33.12	124	300	P	H
		5469.52	44.86	-23.34	68.2	35.77	31.77	10.43	33.11	124	300	P	H
		5459.68	36.38	-17.62	54	27.41	31.7	10.38	33.11	124	300	A	H
	*	5550	100.12	-	-	91	31.7	10.52	33.1	124	300	P	H
		5550	94.44	-	-	85.32	31.7	10.52	33.1	124	300	A	H
		5739.17	46.88	-21.32	68.2	37.26	32.1	10.62	33.1	124	300	P	H
		5446.72	45.75	-28.25	74	36.78	31.7	10.38	33.11	101	40	P	V
		5466.16	45.85	-22.35	68.2	36.76	31.77	10.43	33.11	101	40	P	V
		5459.92	36.67	-17.33	54	27.7	31.7	10.38	33.11	101	40	A	V
	*	5550	99.1	-	-	89.98	31.7	10.52	33.1	101	40	P	V
		5550	93.97	-	-	84.85	31.7	10.52	33.1	101	40	A	V
		5727.515	46.26	-21.94	68.2	36.68	32.07	10.61	33.1	101	40	P	V

802.11n HT40 CH 134 5670MHz		5447.3	45.02	-28.98	74	36.05	31.7	10.38	33.11	108	302	P	H
		5466.2	43.72	-24.48	68.2	34.63	31.77	10.43	33.11	108	302	P	H
		5460	36.37	-17.63	54	27.4	31.7	10.38	33.11	108	302	A	H
	*	5670	100.57	-	-	91.23	31.85	10.59	33.1	108	302	P	H
		5670	95.18	-	-	85.84	31.85	10.59	33.1	108	302	A	H
		5753.1	46.37	-21.83	68.2	36.72	32.13	10.62	33.1	108	302	P	H
		5405.3	46.46	-27.54	74	37.54	31.7	10.34	33.12	100	40	P	V
		5463.05	44.38	-23.82	68.2	35.34	31.77	10.38	33.11	100	40	P	V
		5460	36.4	-17.6	54	27.43	31.7	10.38	33.11	100	40	A	V
	*	5670	98.64	-	-	89.3	31.85	10.59	33.1	100	40	P	V
		5670	94.13	-	-	84.79	31.85	10.59	33.1	100	40	A	V
		5725.625	49.55	-18.65	68.2	39.97	32.07	10.61	33.1	100	40	P	V
Remark	1. No other spurious found. 2. All results are PASS against Peak and Average limit line.												

Band 3 - 5470~5725MHz

WIFI 802.11n HT40 (Harmonic @ 3m)

WIFI Ant. 1+2	Note	Frequency (MHz)	Level (dBμV/m)	Over Limit (dB)	Limit Line (dBμV/m)	Read Level (dBμV)	Antenna Factor (dB/m)	Cable Loss (dB)	Preamp Factor (dB)	Ant Pos (cm)	Table Pos (deg)	Peak Avg. (P/A)	Pol. (H/V)
802.11n		11020	47.77	-26.23	74	45.86	40.05	14.75	52.89	170	230	P	H
HT40		16530	47.35	-20.85	68.2	39.96	38.67	20.46	51.74	160	300	P	H
CH 102		11020	47.51	-26.49	74	45.6	40.05	14.75	52.89	150	222	P	V
5510MHz		16530	47.17	-21.03	68.2	39.78	38.67	20.46	51.74	160	300	P	V
802.11n		11100	47.17	-26.83	74	45.4	39.8	14.81	52.84	150	200	P	H
HT40		16650	47.02	-21.18	68.2	38.65	39.45	20.81	51.89	180	350	P	H
CH 110		11100	47.73	-26.27	74	45.96	39.8	14.81	52.84	154	230	P	V
5550MHz		16650	47.32	-20.88	68.2	38.95	39.45	20.81	51.89	120	330	P	V
802.11n		11340	47.87	-26.13	74	45.74	39.83	15	52.7	200	360	P	H
HT40		17010	47.6	-20.6	68.2	37.39	40.53	22	52.32	200	360	P	H
CH 134		11340	47.71	-26.29	74	45.58	39.83	15	52.7	135	310	P	V
5670MHz		17010	47.91	-20.29	68.2	37.7	40.53	22	52.32	150	180	P	V
Remark	1. No other spurious found. 2. All results are PASS against Peak and Average limit line.												

Band 3 - 5470~5725MHz

WIFI 802.11ac VHT80 (Band Edge @ 3m)

WIFI Ant. 1+2	Note	Frequency (MHz)	Level (dBμV/m)	Over Limit (dB)	Limit Line (dBμV/m)	Read Level (dBμV)	Antenna Factor (dB/m)	Cable Loss (dB)	Preamp Factor (dB)	Ant Pos (cm)	Table Pos (deg)	Peak Avg. (P/A)	Pol. (H/V)
802.11ac VHT80 CH 106 5530MHz		5457.28	51.11	-22.89	74	42.14	31.7	10.38	33.11	103	57	P	H
		5469.52	52.45	-15.75	68.2	43.36	31.77	10.43	33.11	103	57	P	H
		5434.96	46.06	-7.94	54	37.09	31.7	10.38	33.11	103	57	A	H
	*	5530	97.89	-	-	88.69	31.83	10.47	33.1	103	57	P	H
		5530	91.06	-	-	81.86	31.83	10.47	33.1	103	57	A	H
		5747.045	46.4	-21.8	68.2	36.78	32.1	10.62	33.1	103	57	P	H
		5440.96	47.99	-26.01	74	39.02	31.7	10.38	33.11	124	12	P	V
		5460.4	49.31	-18.89	68.2	40.34	31.7	10.38	33.11	124	12	P	V
		5454.64	44.19	-9.81	54	35.22	31.7	10.38	33.11	124	12	A	V
	*	5530	94.56	-	-	85.36	31.83	10.47	33.1	124	12	P	V
		5530	87.15	-	-	77.95	31.83	10.47	33.1	124	12	A	V
		5747.99	45.4	-22.8	68.2	35.78	32.1	10.62	33.1	124	12	P	V
802.11ac VHT80 CH 122 5610MHz		5367.52	44.08	-29.92	74	35.48	31.43	10.3	33.13	103	57	P	H
		5468.56	44.46	-23.74	68.2	35.37	31.77	10.43	33.11	103	57	P	H
		5452	38.97	-15.03	54	30	31.7	10.38	33.11	103	57	A	H
	*	5610	97.47	-	-	88.21	31.8	10.56	33.1	103	57	P	H
		5610	90.35	-	-	81.09	31.8	10.56	33.1	103	57	A	H
		5730.175	47.47	-20.73	68.2	37.89	32.07	10.61	33.1	103	57	P	H
		5451.28	44.17	-29.83	74	35.2	31.7	10.38	33.11	124	12	P	V
		5461.12	44.4	-23.8	68.2	35.43	31.7	10.38	33.11	124	12	P	V
		5417.68	39.15	-14.85	54	30.23	31.7	10.34	33.12	124	12	A	V
	*	5610	94.74	-	-	85.48	31.8	10.56	33.1	124	12	P	V
		5610	87.21	-	-	77.95	31.8	10.56	33.1	124	12	A	V
		5727.9	46.41	-21.79	68.2	36.83	32.07	10.61	33.1	124	12	P	V
Remark	1. No other spurious found. 2. All results are PASS against Peak and Average limit line.												

Band 3 5470~5725MHz

WIFI 802.11ac VHT80 (Harmonic @ 3m)

WIFI Ant. 1+2	Note	Frequency (MHz)	Level (dBμV/m)	Over Limit (dB)	Limit Line (dBμV/m)	Read Level (dBμV)	Antenna Factor (dB/m)	Cable Loss (dB)	Preamp Factor (dB)	Ant Pos (cm)	Table Pos (deg)	Peak Avg. (P/A)	Pol. (H/V)
802.11ac		11060	47.53	-26.47	74	45.71	39.9	14.78	52.86	150	200	P	H
VHT80		16590	47.23	-20.97	68.2	39.41	38.92	20.7	51.8	180	350	P	H
CH 106		11060	47.92	-26.08	74	46.1	39.9	14.78	52.86	160	210	P	V
5530MHz		16590	47.87	-20.33	68.2	40.05	38.92	20.7	51.8	198	240	P	V
802.11ac		11220	47.17	-26.83	74	45.41	39.63	14.9	52.77	200	360	P	H
VHT80		16830	47.73	-20.47	68.2	38.48	39.93	21.41	52.09	200	360	P	H
CH 122		11220	47.81	-26.19	74	46.05	39.63	14.9	52.77	210	300	P	V
5610MHz		16830	47.13	-21.07	68.2	37.88	39.93	21.41	52.09	190	240	P	V
Remark	1. No other spurious found. 2. All results are PASS against Peak and Average limit line.												

Band 3 5470~5725MHz

WIFI 802.11ax HE20 (Band Edge @ 3m)

WIFI Ant. 1+2	Note	Frequency (MHz)	Level (dBμV/m)	Over Limit (dB)	Limit Line (dBμV/m)	Read Level (dBμV)	Antenna Factor (dB/m)	Cable Loss (dB)	Preamp Factor (dB)	Ant Pos (cm)	Table Pos (deg)	Peak Avg. (P/A)	Pol. (H/V)
802.11ax HE20 CH 100 5500MHz		5395.6	44.22	-29.78	74	35.3	31.7	10.34	33.12	100	59	P	H
		5469.04	45.93	-22.27	68.2	36.84	31.77	10.43	33.11	100	59	P	H
		5459.44	37.01	-16.99	54	28.04	31.7	10.38	33.11	100	59	A	H
		5500	102.82	-	-	93.59	31.9	10.43	33.1	100	59	P	H
		5500	95.62	-	-	86.39	31.9	10.43	33.1	100	59	A	H
		5389.04	44.93	-29.07	74	36.14	31.57	10.34	33.12	152	11	P	V
		5469.52	44.4	-23.8	68.2	35.31	31.77	10.43	33.11	152	11	P	V
		5445.84	40.07	-13.93	54	31.1	31.7	10.38	33.11	152	11	A	V
		5500	98.53	-	-	89.3	31.9	10.43	33.1	152	11	P	V
		5500	92.29	-	-	83.06	31.9	10.43	33.1	152	11	A	V
802.11ax HE20 CH 116 5580MHz		5406.88	45.77	-28.23	74	36.85	31.7	10.34	33.12	100	59	P	H
		5460.16	43.81	-24.39	68.2	34.84	31.7	10.38	33.11	100	59	P	H
		5420.8	37.15	-16.85	54	28.23	31.7	10.34	33.12	100	59	A	H
		5580	103.98	-	-	94.83	31.73	10.52	33.1	100	59	P	H
		5580	96.51	-	-	87.36	31.73	10.52	33.1	100	59	A	H
		5756.81	45.8	-22.4	68.2	36.15	32.13	10.62	33.1	100	59	P	H
		5424.88	44.05	-29.95	74	35.12	31.7	10.34	33.11	129	12	P	V
		5467.84	43.41	-24.79	68.2	34.32	31.77	10.43	33.11	129	12	P	V
		5454.64	36.84	-17.16	54	27.87	31.7	10.38	33.11	129	12	A	V
		5580	100.37	-	-	91.22	31.73	10.52	33.1	129	12	P	V
		5580	92.77	-	-	83.62	31.73	10.52	33.1	129	12	A	V
		5729.09	46.21	-21.99	68.2	36.63	32.07	10.61	33.1	129	12	P	V

802.11ax HE20 CH 140 5700MHz		5700	103.96	-	-	94.45	32	10.61	33.1	100	58	P	H
		5700	97.19	-	-	87.68	32	10.61	33.1	100	58	A	H
		5729.56	48.25	-19.95	68.2	38.67	32.07	10.61	33.1	100	58	P	H
		5700	100.39	-	-	90.88	32	10.61	33.1	135	13	P	V
		5700	92.8	-	-	83.29	32	10.61	33.1	135	13	A	V
		5726.44	46.84	-21.36	68.2	37.26	32.07	10.61	33.1	135	13	P	V
Remark	1. No other spurious found. 2. All results are PASS against Peak and Average limit line.												

Band 3 - 5470~5725MHz

WIFI 802.11ax HE20 (Harmonic @ 3m)

WIFI Ant. 1+2	Note	Frequency (MHz)	Level (dBμV/m)	Over Limit (dB)	Limit Line (dBμV/m)	Read Level (dBμV)	Antenna Factor (dB/m)	Cable Loss (dB)	Preamp Factor (dB)	Ant Pos (cm)	Table Pos (deg)	Peak Avg. (P/A)	Pol. (H/V)
802.11ax		11400	47.93	-26.07	74	45.63	39.9	15.06	52.66	129	341	P	H
HE20		17100	47.78	-20.42	68.2	37.74	40.2	22.24	52.4	132	119	P	H
CH 100		11400	47.83	-26.17	74	45.53	39.9	15.06	52.66	157	285	P	V
5500MHz		17100	47.14	-21.06	68.2	37.1	40.2	22.24	52.4	165	246	P	V
802.11ax		11160	47.66	-26.34	74	45.92	39.67	14.87	52.8	170	200	P	H
HE20		16740	47.84	-20.36	68.2	38.76	39.9	21.17	51.99	156	350	P	H
CH 116		11160	47.9	-26.1	74	46.16	39.67	14.87	52.8	138	267	P	V
5580MHz		16740	47.95	-20.25	68.2	38.87	39.9	21.17	51.99	162	179	P	V
802.11ax		11000	47.11	-26.89	74	45.19	40.1	14.72	52.9	163	230	P	H
HE20		16500	47.12	-21.08	68.2	39.98	38.5	20.34	51.7	178	296	P	H
CH 140		11000	47.41	-26.59	74	45.49	40.1	14.72	52.9	163	230	P	V
5700MHz		16500	47.33	-20.87	68.2	40.19	38.5	20.34	51.7	178	296	P	V
Remark	1. No other spurious found. 2. All results are PASS against Peak and Average limit line.												

Verify data of Partial Ru:

WIFI 802.11ax HE20 (Band Edge @ 3m)

WIFI Ant. 1+2	Note	Frequency (MHz)	Level (dBμV/m)	Over Limit (dB)	Limit Line (dBμV/m)	Read Level (dBμV)	Antenna Factor (dB/m)	Cable Loss (dB)	Preamp Factor (dB)	Ant Pos (cm)	Table Pos (deg)	Peak Avg. (P/A)	Pol. (H/V)
802.11ax HE20 CH 100 5500MHz		5437.52	46.47	-27.53	74	37.5	31.7	10.38	33.11	203	325	P	H
		5468.24	45.42	-22.78	68.2	36.33	31.77	10.43	33.11	203	325	P	H
		5457.04	36.81	-17.19	54	27.84	31.7	10.38	33.11	203	325	A	H
		5500	97.18	-	-	87.95	31.9	10.43	33.1	203	325	P	H
		5500	84.21	-	-	74.98	31.9	10.43	33.1	203	325	A	H
		5380.24	46.47	-27.53	74	37.72	31.57	10.3	33.12	203	320	P	V
		5464.72	45.91	-22.29	68.2	36.87	31.77	10.38	33.11	203	320	P	V
		5459.92	36.78	-17.22	54	27.81	31.7	10.38	33.11	203	320	A	V
		5500	94.17	-	-	84.94	31.9	10.43	33.1	203	320	P	V
		5500	82.92	-	-	73.69	31.9	10.43	33.1	203	320	A	V
802.11ax HE20 CH 140 5700MHz		5700	97.1	-	-	87.59	32	10.61	33.1	213	324	P	H
		5700	86.4	-	-	76.89	32	10.61	33.1	213	324	A	H
		5726.68	47.26	-20.94	68.2	37.68	32.07	10.61	33.1	213	324	P	H
		5700	93.4	-	-	83.89	32	10.61	33.1	182	312	P	V
		5700	84.49	-	-	74.98	32	10.61	33.1	182	312	A	V
		5743.56	47.92	-20.28	68.2	38.3	32.1	10.62	33.1	182	312	P	V
Remark	3. No other spurious found. 4. All results are PASS against Peak and Average limit line.												

Band 3 - 5470~5725MHz

WIFI 802.11ax HE20 (Harmonic @ 3m)

WIFI Ant. 1+2	Note	Frequency (MHz)	Level (dBμV/m)	Over Limit (dB)	Limit Line (dBμV/m)	Read Level (dBμV)	Antenna Factor (dB/m)	Cable Loss (dB)	Preamp Factor (dB)	Ant Pos (cm)	Table Pos (deg)	Peak Avg. (P/A)	Pol. (H/V)
802.11ax		11000	47.18	-26.82	74	45.26	40.1	14.72	52.9	163	230	P	H
HE20		16500	47.41	-20.79	68.2	40.27	38.5	20.34	51.7	178	296	P	H
CH 100		11000	47.11	-26.89	74	45.19	40.1	14.72	52.9	163	230	P	V
5500MHz		16500	47.33	-20.87	68.2	40.19	38.5	20.34	51.7	178	296	P	V
802.11ax		11400	47.73	-26.27	74	45.43	39.9	15.06	52.66	157	285	P	H
HE20		17100	47.85	-20.35	68.2	37.81	40.2	22.24	52.4	165	246	P	H
CH 140		11400	47.75	-26.25	74	45.45	39.9	15.06	52.66	157	285	P	V
5700MHz		17100	47.48	-20.72	68.2	37.44	40.2	22.24	52.4	165	246	P	V
Remark	3. No other spurious found. 4. All results are PASS against Peak and Average limit line.												

Band 3 - 5470~5725MHz

WIFI 802.11ax HE40 (Band Edge @ 3m)

WIFI Ant. 1+2	Note	Frequency (MHz)	Level (dBμV/m)	Over Limit (dB)	Limit Line (dBμV/m)	Read Level (dBμV)	Antenna Factor (dB/m)	Cable Loss (dB)	Preamp Factor (dB)	Ant Pos (cm)	Table Pos (deg)	Peak Avg. (P/A)	Pol. (H/V)
802.11ax HE40 CH 102 5510MHz		5459.92	49.89	-24.11	74	40.92	31.7	10.38	33.11	108	48	P	H
		5469.76	53.2	-15	68.2	44.11	31.77	10.43	33.11	108	48	P	H
		5457.76	47.43	-6.57	54	38.46	31.7	10.38	33.11	108	48	A	H
		5510	102.2	-	-	92.93	31.9	10.47	33.1	108	48	P	H
		5510	94.37	-	-	85.1	31.9	10.47	33.1	108	48	A	H
		5752.4	45.8	-22.4	68.2	36.15	32.13	10.62	33.1	108	48	P	H
		5455.6	46.88	-27.12	74	37.91	31.7	10.38	33.11	112	14	P	V
		5464.96	48.73	-19.47	68.2	39.69	31.77	10.38	33.11	112	14	P	V
		5459.92	40.04	-13.96	54	31.07	31.7	10.38	33.11	112	14	A	V
		5510	97.08	-	-	87.81	31.9	10.47	33.1	112	14	P	V
		5510	90.83	-	-	81.56	31.9	10.47	33.1	112	14	A	V
		5745.155	46.52	-21.68	68.2	36.9	32.1	10.62	33.1	112	14	P	V
802.11ax HE40 CH 110 5550MHz		5412.4	45.54	-28.46	74	36.62	31.7	10.34	33.12	101	57	P	H
		5460.64	44.13	-24.07	68.2	35.16	31.7	10.38	33.11	101	57	P	H
		5457.28	38.07	-15.93	54	29.1	31.7	10.38	33.11	101	57	A	H
		5550	102.28	-	-	93.16	31.7	10.52	33.1	101	57	P	H
		5550	95.14	-	-	86.02	31.7	10.52	33.1	101	57	A	H
		5763.425	45.83	-22.37	68.2	36.18	32.13	10.62	33.1	101	57	P	H
		5459.2	45.04	-28.96	74	36.07	31.7	10.38	33.11	112	14	P	V
		5468.08	44.04	-24.16	68.2	34.95	31.77	10.43	33.11	112	14	P	V
		5457.28	37.11	-16.89	54	28.14	31.7	10.38	33.11	112	14	A	V
		5550	98.75	-	-	89.63	31.7	10.52	33.1	112	14	P	V
		5550	91.75	-	-	82.63	31.7	10.52	33.1	112	14	A	V
		5740.745	46.01	-22.19	68.2	36.39	32.1	10.62	33.1	112	14	P	V

802.11ax HE40 CH 134 5670MHz		5446.25	44.98	-29.02	74	36.01	31.7	10.38	33.11	100	61	P	H
		5460.95	43.9	-24.3	68.2	34.93	31.7	10.38	33.11	100	61	P	H
		5440.65	37.54	-16.46	54	28.57	31.7	10.38	33.11	100	61	A	H
		5670	102	-	-	92.66	31.85	10.59	33.1	100	61	P	H
		5670	95.73	-	-	86.39	31.85	10.59	33.1	100	61	A	H
		5729.3	49.18	-19.02	68.2	39.6	32.07	10.61	33.1	100	61	P	H
		5378.35	45.36	-28.64	74	36.61	31.57	10.3	33.12	144	13	P	V
		5468.65	43.49	-24.71	68.2	34.4	31.77	10.43	33.11	144	13	P	V
		5458.85	37.43	-16.57	54	28.46	31.7	10.38	33.11	144	13	A	V
		5670	98.21	-	-	88.87	31.85	10.59	33.1	144	13	P	V
		5670	91.64	-	-	82.3	31.85	10.59	33.1	144	13	A	V
		5724.925	49.22	-18.98	68.2	39.64	32.07	10.61	33.1	144	13	P	V
Remark	1. No other spurious found. 2. All results are PASS against Peak and Average limit line.												

Band 3 - 5470~5725MHz

WIFI 802.11ax HE40 (Harmonic @ 3m)

WIFI Ant. 1+2	Note	Frequency (MHz)	Level (dBμV/m)	Over Limit (dB)	Limit Line (dBμV/m)	Read Level (dBμV)	Antenna Factor (dB/m)	Cable Loss (dB)	Preamp Factor (dB)	Ant Pos (cm)	Table Pos (deg)	Peak Avg. (P/A)	Pol. (H/V)
802.11ax		11020	47.45	-26.55	74	45.54	40.05	14.75	52.89	170	230	P	H
HE40		16530	47.2	-21	68.2	39.81	38.67	20.46	51.74	160	300	P	H
CH 102		11020	47.85	-26.15	74	45.94	40.05	14.75	52.89	150	222	P	V
5510MHz		16530	47.61	-20.59	68.2	40.22	38.67	20.46	51.74	160	300	P	V
802.11ax		11100	47.4	-26.6	74	45.63	39.8	14.81	52.84	150	200	P	H
HE40		16650	47.71	-20.49	68.2	39.34	39.45	20.81	51.89	180	350	P	H
CH 110		11100	47.05	-26.95	74	45.28	39.8	14.81	52.84	154	230	P	V
5550MHz		16650	47.68	-20.52	68.2	39.31	39.45	20.81	51.89	120	330	P	V
802.11ax		11340	47.78	-26.22	74	45.65	39.83	15	52.7	200	360	P	H
HE40		17010	47.35	-20.85	68.2	37.14	40.53	22	52.32	200	360	P	H
CH 134		11340	47.5	-26.5	74	45.37	39.83	15	52.7	135	310	P	V
5670MHz		17010	47.63	-20.57	68.2	37.42	40.53	22	52.32	150	180	P	V
Remark	1. No other spurious found. 2. All results are PASS against Peak and Average limit line.												

Verify data of Partial Ru:

Band 3 - 5470~5725MHz

WIFI 802.11ax HE40 (Band Edge @ 3m)

WIFI Ant. 1+2	Note	Frequency (MHz)	Level (dBμV/m)	Over Limit (dB)	Limit Line (dBμV/m)	Read Level (dBμV)	Antenna Factor (dB/m)	Cable Loss (dB)	Preamp Factor (dB)	Ant Pos (cm)	Table Pos (deg)	Peak Avg. (P/A)	Pol. (H/V)
802.11ax HE40 CH 102 5510MHz		5386	46.59	-27.41	74	37.84	31.57	10.3	33.12	196	328	P	H
		5468.8	47.46	-20.74	68.2	38.37	31.77	10.43	33.11	196	328	P	H
		5447.2	36.48	-17.52	54	27.51	31.7	10.38	33.11	196	328	A	H
		5510	93.18	-	-	83.91	31.9	10.47	33.1	196	328	P	H
		5510	82.96	-	-	73.69	31.9	10.47	33.1	196	328	A	H
		5566.55	47.92	-20.28	68.2	38.77	31.73	10.52	33.1	196	328	P	H
		5417.92	46.44	-27.56	74	37.52	31.7	10.34	33.12	185	322	P	V
		5462.8	47.32	-20.88	68.2	38.28	31.77	10.38	33.11	185	322	P	V
		5455.36	37.72	-16.28	54	28.75	31.7	10.38	33.11	185	322	A	V
		5510	92.72	-	-	83.45	31.9	10.47	33.1	185	322	P	V
		5510	83.43	-	-	74.16	31.9	10.47	33.1	185	322	A	V
		5744.525	47.29	-20.91	68.2	37.67	32.1	10.62	33.1	185	322	P	V
802.11ax HE40 CH 134 5670MHz		5437.5	46.89	-27.11	74	37.92	31.7	10.38	33.11	204	326	P	H
		5468.65	46.2	-22	68.2	37.11	31.77	10.43	33.11	204	326	P	H
		5442.75	36.6	-17.4	54	27.63	31.7	10.38	33.11	204	326	A	H
		5670	94.12	-	-	84.78	31.85	10.59	33.1	204	326	P	H
		5670	83.97	-	-	74.63	31.85	10.59	33.1	204	326	A	H
		5754.5	47.38	-20.82	68.2	37.73	32.13	10.62	33.1	204	326	P	H
		5458.5	46.12	-27.88	74	37.15	31.7	10.38	33.11	185	322	P	V
		5465.5	45.72	-22.48	68.2	36.68	31.77	10.38	33.11	185	322	P	V
		5455.7	37.65	-16.35	54	28.68	31.7	10.38	33.11	185	322	A	V
		5670	89.64	-	-	80.3	31.85	10.59	33.1	185	322	P	V
		5670	80.24	-	-	70.9	31.85	10.59	33.1	185	322	A	V
		5750.825	47.34	-20.86	68.2	37.72	32.1	10.62	33.1	185	322	P	V
Remark	3. No other spurious found. 4. All results are PASS against Peak and Average limit line.												

Band 3 - 5470~5725MHz

WIFI 802.11ax HE40 (Harmonic @ 3m)

WIFI Ant. 1+2	Note	Frequency (MHz)	Level (dBμV/m)	Over Limit (dB)	Limit Line (dBμV/m)	Read Level (dBμV)	Antenna Factor (dB/m)	Cable Loss (dB)	Preamp Factor (dB)	Ant Pos (cm)	Table Pos (deg)	Peak Avg. (P/A)	Pol. (H/V)
802.11ax		11020	47.55	-26.45	74	45.64	40.05	14.75	52.89	170	230	P	H
HE40		16530	47.91	-20.29	68.2	40.52	38.67	20.46	51.74	160	300	P	H
CH 102		11020	47.93	-26.07	74	46.02	40.05	14.75	52.89	170	230	P	V
5510MHz		16530	47.61	-20.59	68.2	40.22	38.67	20.46	51.74	160	300	P	V
802.11ax		11340	47.89	-26.11	74	45.76	39.83	15	52.7	200	360	P	H
HE40		17010	47.98	-20.22	68.2	37.77	40.53	22	52.32	200	360	P	H
CH 134		11340	47.67	-26.33	74	45.54	39.83	15	52.7	200	360	P	V
5670MHz		17010	47.96	-20.24	68.2	37.75	40.53	22	52.32	200	360	P	V
Remark	3. No other spurious found. 4. All results are PASS against Peak and Average limit line.												

Band 3 - 5470~5725MHz

WIFI 802.11ax HE80 (Band Edge @ 3m)

WIFI Ant. 1+2	Note	Frequency (MHz)	Level (dBμV/m)	Over Limit (dB)	Limit Line (dBμV/m)	Read Level (dBμV)	Antenna Factor (dB/m)	Cable Loss (dB)	Preamp Factor (dB)	Ant Pos (cm)	Table Pos (deg)	Peak Avg. (P/A)	Pol. (H/V)
802.11ax HE80 CH 106 5530MHz		5453.44	50.36	-23.64	74	41.39	31.7	10.38	33.11	100	60	P	H
		5470	51.38	-16.82	68.2	42.29	31.77	10.43	33.11	100	60	P	H
		5457.28	44.2	-9.8	54	35.23	31.7	10.38	33.11	100	60	A	H
	*	5530	97	-	-	87.8	31.83	10.47	33.1	100	60	P	H
		5530	90.84	-	-	81.64	31.83	10.47	33.1	100	60	A	H
		5741.375	46.9	-21.3	68.2	37.28	32.1	10.62	33.1	100	60	P	H
		5450.08	49.33	-24.67	74	40.36	31.7	10.38	33.11	133	13	P	V
		5460.88	49.9	-18.3	68.2	40.93	31.7	10.38	33.11	133	13	P	V
		5454.4	41.7	-12.3	54	32.73	31.7	10.38	33.11	133	13	A	V
	*	5530	94.27	-	-	85.07	31.83	10.47	33.1	133	13	P	V
		5530	87.51	-	-	78.31	31.83	10.47	33.1	133	13	A	V
		5754.92	47.22	-20.98	68.2	37.57	32.13	10.62	33.1	133	13	P	V
802.11ax HE80 CH 122 5610MHz		5442.88	45.56	-28.44	74	36.59	31.7	10.38	33.11	100	60	P	H
		5464	43.26	-24.94	68.2	34.22	31.77	10.38	33.11	100	60	P	H
		5442.16	37.72	-16.28	54	28.75	31.7	10.38	33.11	100	60	A	H
	*	5610	97.61	-	-	88.35	31.8	10.56	33.1	100	60	P	H
		5610	90.61	-	-	81.35	31.8	10.56	33.1	100	60	A	H
		5734.445	45.68	-22.52	68.2	36.1	32.07	10.61	33.1	100	60	P	H
		5457.28	44.94	-29.06	74	35.97	31.7	10.38	33.11	133	13	P	V
		5464.96	45.03	-23.17	68.2	35.99	31.77	10.38	33.11	133	13	P	V
		5451.28	37.57	-16.43	54	28.6	31.7	10.38	33.11	133	13	A	V
	*	5610	94.42	-	-	85.16	31.8	10.56	33.1	133	13	P	V
		5610	87.03	-	-	77.77	31.8	10.56	33.1	133	13	A	V
		5726.885	45.51	-22.69	68.2	35.93	32.07	10.61	33.1	133	13	P	V
Remark	3. No other spurious found. 4. All results are PASS against Peak and Average limit line.												

Band 3 5470~5725MHz

WIFI 802.11ax HE80 (Harmonic @ 3m)

WIFI Ant. 1+2	Note	Frequency (MHz)	Level (dBμV/m)	Over Limit (dB)	Limit Line (dBμV/m)	Read Level (dBμV)	Antenna Factor (dB/m)	Cable Loss (dB)	Preamp Factor (dB)	Ant Pos (cm)	Table Pos (deg)	Peak Avg. (P/A)	Pol. (H/V)
802.11ax		11060	47.3	-26.7	74	45.48	39.9	14.78	52.86	150	200	P	H
HE80		16590	47.36	-20.84	68.2	39.54	38.92	20.7	51.8	180	350	P	H
CH 106		11060	47.45	-26.55	74	45.63	39.9	14.78	52.86	160	210	P	V
5530MHz		16590	47.08	-21.12	68.2	39.26	38.92	20.7	51.8	198	240	P	V
802.11ax		11220	47.06	-26.94	74	45.3	39.63	14.9	52.77	200	360	P	H
HE80		16830	47.04	-21.16	68.2	37.79	39.93	21.41	52.09	200	360	P	H
CH 122		11220	47.6	-26.4	74	45.84	39.63	14.9	52.77	210	300	P	V
5610MHz		16830	47.64	-20.56	68.2	38.39	39.93	21.41	52.09	190	240	P	V
Remark	3. No other spurious found. 4. All results are PASS against Peak and Average limit line.												

Verify data of Partial Ru:

Band 3 - 5470~5725MHz

WIFI 802.11ax HE80 (Band Edge @ 3m)

WIFI Ant. 1+2	Note	Frequency (MHz)	Level (dBμV/m)	Over Limit (dB)	Limit Line (dBμV/m)	Read Level (dBμV)	Antenna Factor (dB/m)	Cable Loss (dB)	Preamp Factor (dB)	Ant Pos (cm)	Table Pos (deg)	Peak Avg. (P/A)	Pol. (H/V)
802.11ax HE80 CH 106 5530MHz		5437.12	50.89	-23.11	74	41.92	31.7	10.38	33.11	190	326	P	H
		5469.04	53.44	-14.76	68.2	44.35	31.77	10.43	33.11	190	326	P	H
		5444.08	38.08	-15.92	54	29.11	31.7	10.38	33.11	190	326	A	H
	*	5530	87.26	-	-	78.06	31.83	10.47	33.1	190	326	P	H
		5530	77.5	-	-	68.3	31.83	10.47	33.1	190	326	A	H
		5756.495	48.77	-19.43	68.2	39.12	32.13	10.62	33.1	190	326	P	H
		5438.32	48.47	-25.53	74	39.5	31.7	10.38	33.11	190	352	P	V
		5468.8	52.15	-16.05	68.2	43.06	31.77	10.43	33.11	190	352	P	V
		5438.56	38.06	-15.94	54	29.09	31.7	10.38	33.11	190	352	A	V
	*	5530	86.41	-	-	77.21	31.83	10.47	33.1	190	352	P	V
		5530	77.84	-	-	68.64	31.83	10.47	33.1	190	352	A	V
		5732.555	47.65	-20.55	68.2	38.07	32.07	10.61	33.1	190	352	P	V
802.11ax HE80 CH 122 5610MHz		5406.4	47.11	-26.89	74	38.19	31.7	10.34	33.12	154	329	P	H
		5464.24	46.19	-22.01	68.2	37.15	31.77	10.38	33.11	154	329	P	H
		5453.68	37.73	-16.27	54	28.76	31.7	10.38	33.11	154	329	A	H
	*	5610	89.62	-	-	80.36	31.8	10.56	33.1	154	329	P	H
		5610	78.91	-	-	69.65	31.8	10.56	33.1	154	329	A	H
		5725.31	48.79	-19.41	68.2	39.21	32.07	10.61	33.1	154	329	P	H
		5446.72	46.63	-27.37	74	37.66	31.7	10.38	33.11	164	350	P	V
		5460.16	46.12	-22.08	68.2	37.15	31.7	10.38	33.11	164	350	P	V
		5453.68	37.69	-16.31	54	28.72	31.7	10.38	33.11	164	350	A	V
	*	5610	85.61	-	-	76.35	31.8	10.56	33.1	164	350	P	V
		5610	75.61	-	-	66.35	31.8	10.56	33.1	164	350	A	V
		5742.005	47.51	-20.69	68.2	37.89	32.1	10.62	33.1	164	350	P	V
Remark	1. No other spurious found. 2. All results are PASS against Peak and Average limit line.												

Band 3 5470~5725MHz

WIFI 802.11ax HE80 (Harmonic @ 3m)

WIFI Ant. 1+2	Note	Frequency (MHz)	Level (dBμV/m)	Over Limit (dB)	Limit Line (dBμV/m)	Read Level (dBμV)	Antenna Factor (dB/m)	Cable Loss (dB)	Preamp Factor (dB)	Ant Pos (cm)	Table Pos (deg)	Peak Avg. (P/A)	Pol. (H/V)
802.11ax		11060	47.83	-26.17	74	46.01	39.9	14.78	52.86	150	200	P	H
HE80		16590	47.9	-20.3	68.2	40.08	38.92	20.7	51.8	180	350	P	H
CH 106		11060	47.63	-26.37	74	45.81	39.9	14.78	52.86	150	200	P	V
5530MHz		16590	47.89	-20.31	68.2	40.07	38.92	20.7	51.8	180	350	P	V
802.11ax		11220	47.75	-26.25	74	45.99	39.63	14.9	52.77	200	360	P	H
HE80		16830	47.3	-20.9	68.2	38.05	39.93	21.41	52.09	200	360	P	H
CH 122		11220	47.89	-26.11	74	46.13	39.63	14.9	52.77	200	360	P	V
5610MHz		16830	47.2	-21	68.2	37.95	39.93	21.41	52.09	200	360	P	V
Remark	1. No other spurious found. 2. All results are PASS against Peak and Average limit line.												

Band 3 - Straddle Channel

WIFI 802.11a (Harmonic @ 3m)

WIFI Ant. 1+2	Note	Frequency (MHz)	Level (dBμV/m)	Over Limit (dB)	Limit Line (dBμV/m)	Read Level (dBμV)	Antenna Factor (dB/m)	Cable Loss (dB)	Preamp Factor (dB)	Ant Pos (cm)	Table Pos (deg)	Peak Avg. (P/A)	Pol. (H/V)
802.11a CH 144 5720MHz		11440	47.04	-26.96	74	44.62	39.97	15.09	52.64	157	285	P	H
		17160	47.88	-20.32	68.2	37.79	40.2	22.36	52.47	165	246	P	H
		11440	47.31	-26.69	74	44.89	39.97	15.09	52.64	150	280	P	V
		17160	47.46	-20.74	68.2	37.37	40.2	22.36	52.47	163	250	P	V
Remark	1. No other spurious found. 2. All results are PASS against Peak and Average limit line.												

Band 3 - Straddle Channel

WIFI 802.11n HT20 (Harmonic @ 3m)

WIFI Ant. 1+2	Note	Frequency (MHz)	Level (dBμV/m)	Over Limit (dB)	Limit Line (dBμV/m)	Read Level (dBμV)	Antenna Factor (dB/m)	Cable Loss (dB)	Preamp Factor (dB)	Ant Pos (cm)	Table Pos (deg)	Peak Avg. (P/A)	Pol. (H/V)
802.11n		11440	47.97	-26.03	74	45.55	39.97	15.09	52.64	157	285	P	H
HT20		17160	47.73	-20.47	68.2	37.64	40.2	22.36	52.47	165	246	P	H
CH 144		11440	47.59	-26.41	74	45.17	39.97	15.09	52.64	150	280	P	V
5720MHz		17160	47.44	-20.76	68.2	37.35	40.2	22.36	52.47	163	250	P	V
Remark	1. No other spurious found. 2. All results are PASS against Peak and Average limit line.												

Band 3 - Straddle Channel

WIFI 802.11n HT40 (Harmonic @ 3m)

WIFI Ant. 1+2	Note	Frequency (MHz)	Level (dBµV/m)	Over Limit (dB)	Limit Line (dBµV/m)	Read Level (dBµV)	Antenna Factor (dB/m)	Cable Loss (dB)	Preamp Factor (dB)	Ant Pos (cm)	Table Pos (deg)	Peak Avg. (P/A)	Pol. (H/V)
802.11n		11420	47.45	-26.55	74	45.11	39.93	15.06	52.65	157	285	P	H
HT40		17130	47.68	-20.52	68.2	37.55	40.2	22.36	52.43	165	246	P	H
CH 142		11420	47.15	-26.85	74	44.81	39.93	15.06	52.65	120	130	P	V
5710MHz		17130	47.58	-20.62	68.2	37.45	40.2	22.36	52.43	160	260	P	V
Remark	1. No other spurious found. 2. All results are PASS against Peak and Average limit line.												

Band 3 - Straddle Channel

WIFI 802.11ac VHT80 (Harmonic @ 3m)

WIFI Ant. 1+2	Note	Frequency (MHz)	Level (dBμV/m)	Over Limit (dB)	Limit Line (dBμV/m)	Read Level (dBμV)	Antenna Factor (dB/m)	Cable Loss (dB)	Preamp Factor (dB)	Ant Pos (cm)	Table Pos (deg)	Peak Avg. (P/A)	Pol. (H/V)
802.11ac		11380	47.95	-26.05	74	45.71	39.88	15.03	52.67	157	285	P	H
VHT80		17070	47.97	-20.23	68.2	37.89	40.33	22.12	52.37	165	246	P	H
CH 138		11380	47.34	-26.66	74	45.1	39.88	15.03	52.67	152	300	P	V
5690MHz		17070	47.6	-20.6	68.2	37.52	40.33	22.12	52.37	140	310	P	V
Remark	1. No other spurious found. 2. All results are PASS against Peak and Average limit line.												

Band 3 - Straddle Channel

WIFI 802.11ax HE20 (Harmonic @ 3m)

WIFI Ant. 1+2	Note	Frequency (MHz)	Level (dBμV/m)	Over Limit (dB)	Limit Line (dBμV/m)	Read Level (dBμV)	Antenna Factor (dB/m)	Cable Loss (dB)	Preamp Factor (dB)	Ant Pos (cm)	Table Pos (deg)	Peak Avg. (P/A)	Pol. (H/V)
802.11ax		11440	47.53	-26.47	74	45.11	39.97	15.09	52.64	157	285	P	H
HE20		17160	47.05	-21.15	68.2	36.96	40.2	22.36	52.47	165	246	P	H
CH 144		11440	47.36	-26.64	74	44.94	39.97	15.09	52.64	150	280	P	V
5720MHz		17160	47	-21.2	68.2	36.91	40.2	22.36	52.47	163	250	P	V
Remark	1. No other spurious found. 2. All results are PASS against Peak and Average limit line.												

Verify data of Partial Ru:

Band 3 - Straddle Channel

WIFI 802.11ax HE20 (Harmonic @ 3m)

WIFI Ant. 1+2	Note	Frequency (MHz)	Level (dBμV/m)	Over Limit (dB)	Limit Line (dBμV/m)	Read Level (dBμV)	Antenna Factor (dB/m)	Cable Loss (dB)	Preamp Factor (dB)	Ant Pos (cm)	Table Pos (deg)	Peak Avg. (P/A)	Pol. (H/V)
802.11ax		11440	47.72	-26.28	74	45.3	39.97	15.09	52.64	157	285	P	H
HE20		17160	47.71	-20.49	68.2	37.62	40.2	22.36	52.47	165	246	P	H
CH 144		11440	47.17	-26.83	74	44.75	39.97	15.09	52.64	157	285	P	V
5720MHz		17160	47.65	-20.55	68.2	37.56	40.2	22.36	52.47	165	246	P	V
Remark	3. No other spurious found. 4. All results are PASS against Peak and Average limit line.												

Band 3 - Straddle Channel

WIFI 802.11ax HE40 (Harmonic @ 3m)

WIFI Ant. 1+2	Note	Frequency (MHz)	Level (dBµV/m)	Over Limit (dB)	Limit Line (dBµV/m)	Read Level (dBµV)	Antenna Factor (dB/m)	Cable Loss (dB)	Preamp Factor (dB)	Ant Pos (cm)	Table Pos (deg)	Peak Avg. (P/A)	Pol. (H/V)
802.11ax		11420	47.88	-26.12	74	45.54	39.93	15.06	52.65	157	285	P	H
HE40		17130	47.39	-20.81	68.2	37.26	40.2	22.36	52.43	165	246	P	H
CH 142		11420	47.12	-26.88	74	44.78	39.93	15.06	52.65	120	130	P	V
5710MHz		17130	47.24	-20.96	68.2	37.11	40.2	22.36	52.43	160	260	P	V
Remark	1. No other spurious found. 2. All results are PASS against Peak and Average limit line.												

Verify data of Partial Ru:

Band 3 - Straddle Channel

WIFI 802.11ax HE40 (Harmonic @ 3m)

WIFI Ant. 1+2	Note	Frequency (MHz)	Level (dBμV/m)	Over Limit (dB)	Limit Line (dBμV/m)	Read Level (dBμV)	Antenna Factor (dB/m)	Cable Loss (dB)	Preamp Factor (dB)	Ant Pos (cm)	Table Pos (deg)	Peak Avg. (P/A)	Pol. (H/V)
802.11ax		11420	47.63	-26.37	74	45.29	39.93	15.06	52.65	157	285	P	H
HE40		17130	47.95	-20.25	68.2	37.82	40.2	22.36	52.43	165	246	P	H
CH 142		11420	47.21	-26.79	74	44.87	39.93	15.06	52.65	157	285	P	V
5710MHz		17130	47.41	-20.79	68.2	37.28	40.2	22.36	52.43	165	246	P	V
Remark	3. No other spurious found. 4. All results are PASS against Peak and Average limit line.												

Band 3 - Straddle Channel

WIFI 802.11ax HE80 (Harmonic @ 3m)

WIFI Ant. 1+2	Note	Frequency (MHz)	Level (dBμV/m)	Over Limit (dB)	Limit Line (dBμV/m)	Read Level (dBμV)	Antenna Factor (dB/m)	Cable Loss (dB)	Preamp Factor (dB)	Ant Pos (cm)	Table Pos (deg)	Peak Avg. (P/A)	Pol. (H/V)
802.11ax		11380	47.86	-26.14	74	45.62	39.88	15.03	52.67	157	285	P	H
HE80		17070	47.44	-20.76	68.2	37.36	40.33	22.12	52.37	165	246	P	H
CH 138		11380	47.92	-26.08	74	45.68	39.88	15.03	52.67	152	300	P	V
5690MHz		17070	47.01	-21.19	68.2	36.93	40.33	22.12	52.37	140	310	P	V
Remark	1. No other spurious found. 2. All results are PASS against Peak and Average limit line.												

Verify data of Partial Ru:

Band 3 - Straddle Channel

WIFI 802.11ax HE80 (Harmonic @ 3m)

WIFI Ant. 1+2	Note	Frequency (MHz)	Level (dBμV/m)	Over Limit (dB)	Limit Line (dBμV/m)	Read Level (dBμV)	Antenna Factor (dB/m)	Cable Loss (dB)	Preamp Factor (dB)	Ant Pos (cm)	Table Pos (deg)	Peak Avg. (P/A)	Pol. (H/V)
802.11ax		11380	47.81	-26.19	74	45.57	39.88	15.03	52.67	157	285	P	H
HE80		17070	47.46	-20.74	68.2	37.38	40.33	22.12	52.37	165	246	P	H
CH 138		11380	47.15	-26.85	74	44.91	39.88	15.03	52.67	157	285	P	V
5690MHz		17070	47.62	-20.58	68.2	37.54	40.33	22.12	52.37	165	246	P	V
Remark	1. No other spurious found. 2. All results are PASS against Peak and Average limit line.												

Emission below 1GHz

WIFI 802.11ac 80 (LF @ 3m)

WIFI Ant.	Note	Frequency	Level	Over Limit	Limit Line	Read Level	Antenna Factor	Cable Loss	Preamp Factor	Ant Pos	Table Pos	Peak Avg.	Pol.
1+2		(MHz)	(dBμV/m)	(dB)	(dBμV/m)	(dBμV)	(dB/m)	(dB)	(dB)	(cm)	(deg)	(P/A)	(H/V)
802.11ac80 LF		30.97	22.23	-17.77	40	29.48	24.62	0.53	32.4	-	-	P	H
		208.48	20.5	-23	43.5	35.68	15.5	1.37	32.05	-	-	P	H
		383.08	24.75	-21.25	46	32.96	21.43	1.87	31.51	-	-	P	H
		527.61	28.48	-17.52	46	32.88	24.41	2.21	31.02	100	0	P	H
		644.98	28.28	-17.72	46	31.44	25.17	2.46	30.79	-	-	P	H
		986.42	29.27	-24.73	54	29.92	27.47	3.03	31.15	-	-	P	H
		30	28.87	-11.13	40	35.55	25.2	0.52	32.4	100	0	P	V
		70.74	19.78	-20.22	40	38.75	12.57	0.81	32.35	-	-	P	V
		161.92	24.63	-18.87	43.5	39.39	16.2	1.22	32.18	-	-	P	V
		204.6	29.15	-14.35	43.5	44.35	15.5	1.36	32.06	-	-	P	V
		526.64	29.04	-16.96	46	33.48	24.39	2.21	31.04	-	-	P	V
		880.69	28.43	-17.57	46	30.35	26.68	2.86	31.46	-	-	P	V
Remark	1. No other spurious found. 2. All results are PASS against limit line.												

Note symbol

*	**Fundamental Frequency** which can be ignored. However, the level of any unwanted emissions shall not exceed the level of the fundamental frequency.
!	Test result is **over limit** line.
P/A	**P**eak or **A**verage
H/V	**H**orizontal or **V**ertical

A calculation example for radiated spurious emission is shown as below:

WIFI	Note	Frequency	Level	Over	Limit	Read	Antenna	Cable	Preamp	Ant	Table	Peak	Pol.
Ant.				Limit	Line	Level	Factor	Loss	Factor	Pos	Pos	Avg.	
1+2		(MHz)	(dBμV/m)	(dB)	(dBμV/m)	(dBμV)	(dB/m)	(dB)	(dB)	(cm)	(deg)	(P/A)	(H/V)
802.11b CH 01 2412MHz		2390	55.45	-18.55	74	54.51	32.22	4.58	35.86	103	308	P	H
		2390	43.54	-10.46	54	42.6	32.22	4.58	35.86	103	308	A	H

1. Level(dBμV/m) =

Antenna Factor(dB/m) + Cable Loss(dB) + Read Level(dBμV) - Preamp Factor(dB)

2. Over Limit(dB) = Level(dBμV/m) – Limit Line(dBμV/m)

For Peak Limit @ 2390MHz:

1. Level(dBμV/m)

= Antenna Factor(dB/m) + Cable Loss(dB) + Read Level(dBμV) - Preamp Factor(dB)

= 32.22(dB/m) + 4.58(dB) + 54.51(dBμV) – 35.86 (dB)

= 55.45 (dBμV/m)

2. Over Limit(dB)

= Level(dBμV/m) – Limit Line(dBμV/m)

= 55.45(dBμV/m) – 74(dBμV/m)

= -18.55(dB)

For Average Limit @ 2390MHz:

1. Level(dBμV/m)

= Antenna Factor(dB/m) + Cable Loss(dB) + Read Level(dBμV) - Preamp Factor(dB)

= 32.22(dB/m) + 4.58(dB) + 42.6(dBμV) – 35.86 (dB)

= 43.54 (dBμV/m)

2. Over Limit(dB)

= Level(dBμV/m) – Limit Line(dBμV/m)

= 43.54(dBμV/m) – 54(dBμV/m)

= -10.46(dB)

Both peak and average measured complies with the limit line, so test result is “PASS”.

Appendix D. Duty Cycle Plots

Antenna	Band	Duty Cycle(%)	T(ms)	1/T(kHz)	VBW Setting
1+2	802.11a	99.18	-	-	10Hz
1+2	802.11n HT20	99.12	-	-	10Hz
1+2	802.11n HT40	98.31	-	-	10Hz
1+2	802.11ac VHT80	93.70	0.259	3.865	10KHZ
1+2	802.11ax HE20	99.33	-	-	10Hz
1+2	802.11ax HE40	97.82	0.781	1.280	3KHz
1+2	802.11ax HE80	95.88	0.404	2.473	3KHz

802.11a

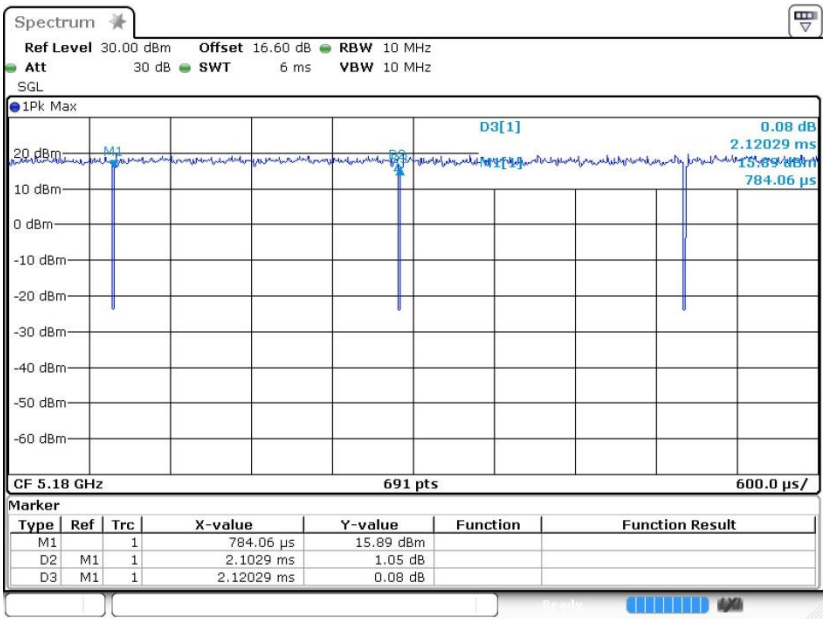

802.11n HT20

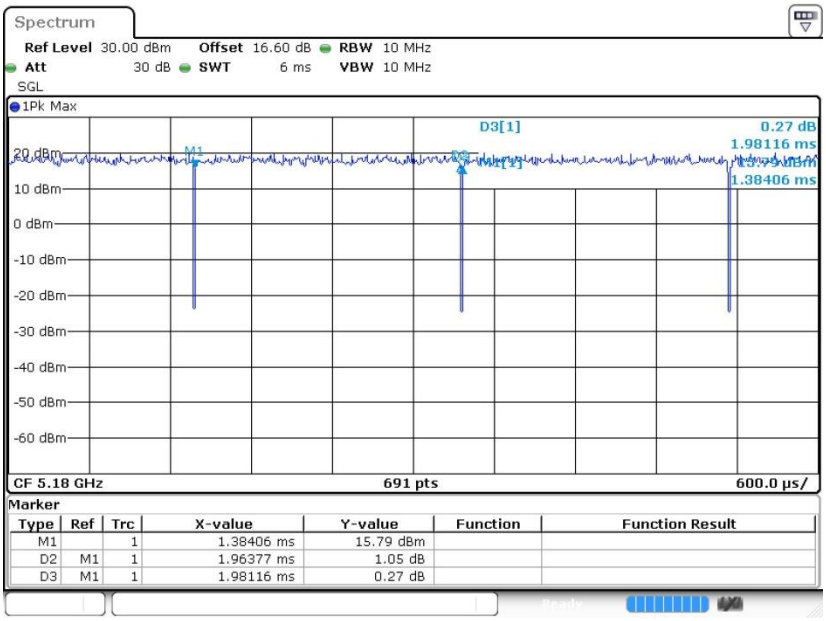

802.11n HT40

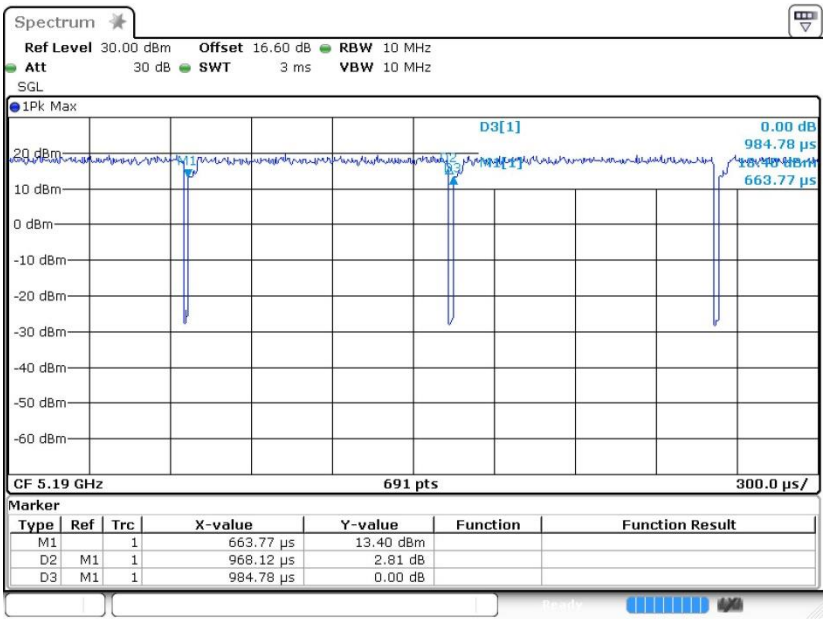

802.11ac VHT80

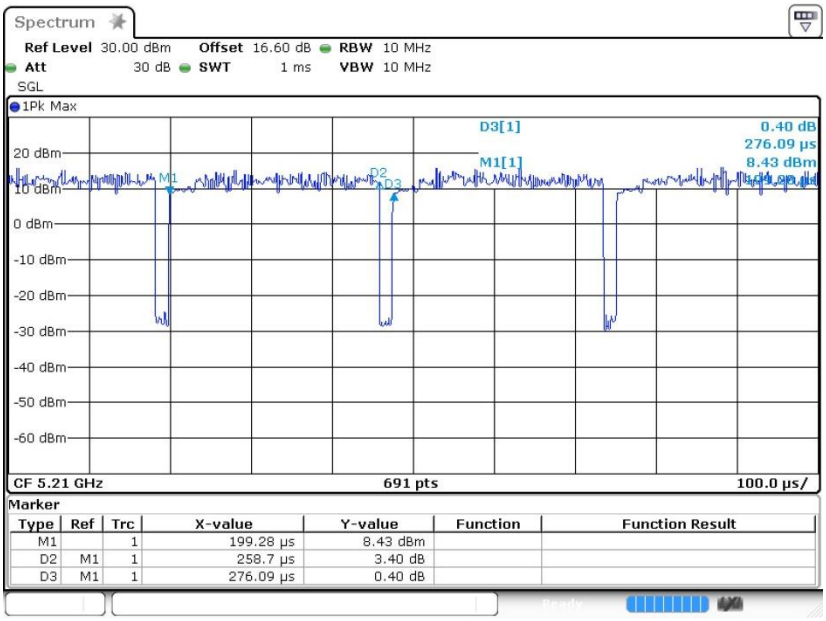

802.11ax HE20

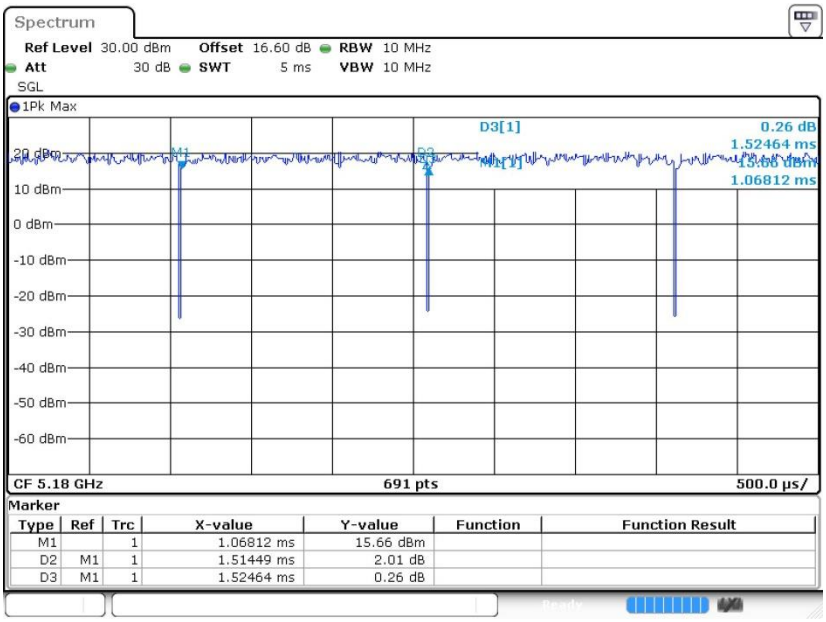

802.11ax HE40

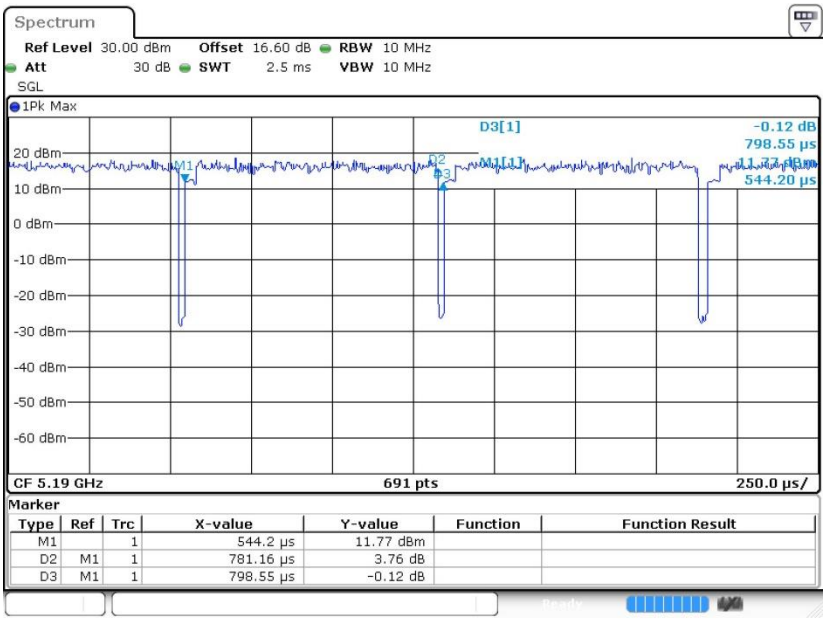
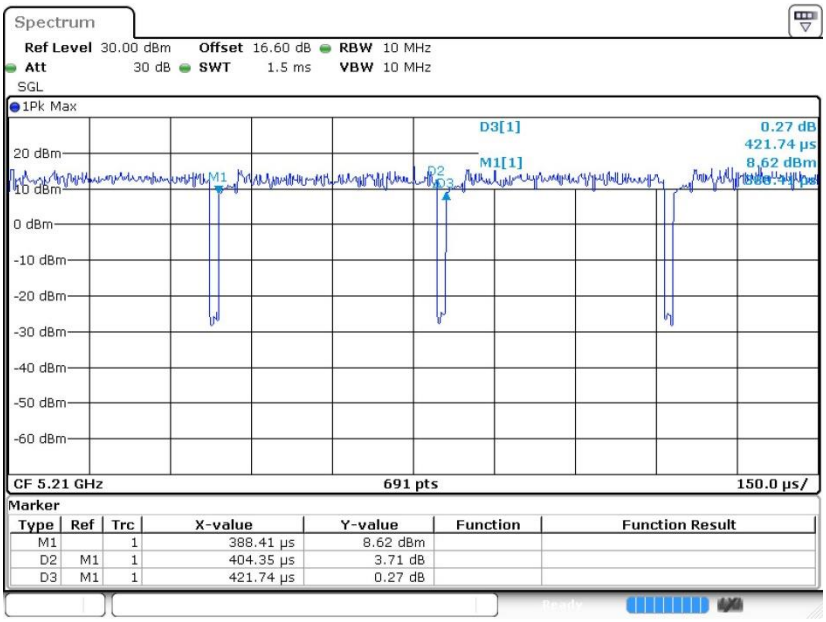
802.11ax HE80