FCC RF Test Report

APPLICANT	:	OnePlus Technology (Shenzhen) Co., Ltd.
EQUIPMENT	:	Smart Phone
BRAND NAME	:	ONEPLUS
MODEL NAME	:	KB2005
FCC ID	:	2ABZ2-EF009
STANDARD	:	FCC Part 15 Subpart E §15.407
CLASSIFICATION	:	(NII) Unlicensed National Information Infrastructure

The product was received on Jun. 15, 2020 and testing was completed on Jul. 28, 2020. We, Sporton International (ShenZhen) Inc., would like to declare that the tested sample has been evaluated in accordance with the test procedures and has been in compliance with the applicable technical standards.

The test results in this report apply exclusively to the tested model / sample. Without written approval of Sporton International (ShenZhen) Inc., the test report shall not be reproduced except in full.

Reviewed by: Derreck Chen / Supervisor

Approved by: Eric Shih / Manager

ACCREDITED
Cert #5145.01

Sporton International (ShenZhen) Inc.

1/F, 2/F, Bldg 5, Shiling Industrial Zone, Xinwei Village, Xili, Nanshan, Shenzhen, 518055 People's Republic of China

TABLE OF CONTENTS

REVISION HISTORY **3**
SUMMARY OF TEST RESULT **4**
1 GENERAL DESCRIPTION **5**
1.1 Applicant 5
1.2 Manufacturer 5
1.3 Product Feature of Equipment Under Test 5
1.4 Product Specification of Equipment Under Test 6
1.5 Modification of EUT 7
1.6 Testing Location 8
1.7 Test Software 8
1.8 Applicable Standards 8
2 TEST CONFIGURATION OF EQUIPMENT UNDER TEST **9**
2.1 Carrier Frequency and Channel 9
2.2 Test Mode 11
2.3 Connection Diagram of Test System 14
2.4 Support Unit used in test configuration and system 15
2.5 EUT Operation Test Setup 15
2.6 Measurement Results Explanation Example 15
3 TEST RESULT **16**
3.1 26dB & 99% Occupied Bandwidth Measurement 16
3.2 Maximum Conducted Output Power Measurement 18
3.3 Power Spectral Density Measurement 20
3.4 Unwanted Emissions Measurement 23
3.5 AC Conducted Emission Measurement 28
3.6 Automatically Discontinue Transmission 30
3.7 Antenna Requirements 31
4 LIST OF MEASURING EQUIPMENT **32**
5 UNCERTAINTY OF EVALUATION **33**
APPENDIX A. CONDUCTED TEST RESULTS
APPENDIX B. AC CONDUCTED EMISSION TEST RESULT
APPENDIX C. RADIATED SPURIOUS EMISSION
APPENDIX D. DUTY CYCLE PLOTS
APPENDIX E. SETUP PHOTOGRAPHS

REVISION HISTORY

REPORT NO.	VERSION	DESCRIPTION	ISSUED DATE
FR061509-03F	Rev. 01	Initial issue of report	Aug. 25, 2020

SUMMARY OF TEST RESULT

Report Section	FCC Rule	Description	Limit	Result	Remark
3.1	2.1049 & 15.403(i)	26dB & 99% Bandwidth	-	Pass	-
3.2	15.407(a)	Maximum Conducted Output Power	≤ 24 dBm	Pass	-
3.3	15.407(a)	Power Spectral Density	≤ 11 dBm	Pass	-
3.4	15.407(b)	Unwanted Emissions	15.407(b) & 15.209(a)	Pass	Under limit 3.02 dB at 5350.080 MHz
3.5	15.207	AC Conducted Emission	15.207(a)	Pass	Under limit 17.38 dB at 0.150 MHz
3.6	15.407(c)	Automatically Discontinue Transmission	Discontinue Transmission	Pass	-
3.7	15.203 & 15.407(a)	Antenna Requirement	N/A	Pass	-

Declaration of Conformity:
The test results with all measurement uncertainty excluded are presented in accordance with the regulation limits or requirements declared by manufacturers.
Comments and Explanations:
The declared of product specification for EUT presented in the report are provided by the manufacturer, and the manufacturer takes all the responsibilities for the accuracy of product specification.

1 General Description

1.1 Applicant

OnePlus Technology (Shenzhen) Co., Ltd.
18C02, 18C03, 18C04,18C05, Shum Yip Terra Building, Binhe Avenue North, Futian District, Shenzhen, Guangdong, China

1.2 Manufacturer

OnePlus Technology (Shenzhen) Co., Ltd.
18C02, 18C03, 18C04,18C05, Shum Yip Terra Building, Binhe Avenue North, Futian District, Shenzhen, Guangdong, China

1.3 Product Feature of Equipment Under Test

Product Feature	
Equipment	Smart Phone
Brand Name	ONEPLUS
Model Name	KB2005
FCC ID	2ABZ2-EF009
EUT supports Radios application	CDMA/GSM/WCDMA/LTE/5G NR WLAN 2.4GHz 802.11b/g/n HT20/HT40/ WLAN 2.4GHz 802.11ax HE20/HE40 WLAN 5GHz 802.11a/n HT20/HT40 WLAN 5GHz 802.11ac VHT20/VHT40/VHT80 WLAN 5GHz 802.11ax HE20/HE40/HE80 Bluetooth BR/EDR/LE / ANT+ GNSS/NFC
IMEI Code	Conducted: 990016770027835 Conduction: 990016770041901 Radiation: 990016770041935
HW Version	13
SW Version	OXYGEN OS 11. KB05AA
EUT Stage	Production Unit

Remark:

1. The above EUT's information was declared by manufacturer. Please refer to the specifications or user's manual for more detailed description.
2. This is a variant report for KB2005. For model change note, Please refer to the product equality declaration exhibit submitted. According to the PED, the change has no influence on the test results, all the test results are leveraged from original report FR061509F.

1.4 Product Specification of Equipment Under Test

Standards-related Product Specification	
Tx/Rx Frequency Range	5180 MHz ~ 5240 MHz 5260 MHz ~ 5320 MHz 5500 MHz ~ 5720 MHz
Maximum Output Power to Antenna	**<MIMO Ant.1+2>** **<5180 MHz ~ 5240 MHz>** 802.11a : 20.73 dBm / 0.1183 W 802.11n HT20 : 20.44 dBm / 0.1107 W 802.11n HT40 : 20.89 dBm / 0.1227 W 802.11ac VHT20 : 20.42 dBm / 0.1102 W 802.11ac VHT40 : 20.86 dBm / 0.1219 W 802.11ac VHT80 : 19.99 dBm / 0.0998 W 802.11ax HE20 : 20.45 dBm / 0.1109 W 802.11ax HE40 : 20.54 dBm / 0.1132 W 802.11ax HE80 : 18.77 dBm / 0.0753 W **<5260 MHz ~ 5320 MHz>** 802.11a : 20.74 dBm / 0.1186 W 802.11n HT20 : 20.45 dBm / 0.1109 W 802.11n HT40 : 20.90 dBm / 0.1230 W 802.11ac VHT20 : 20.43 dBm / 0.1104 W 802.11ac VHT40 : 20.87 dBm / 0.1222 W 802.11ac VHT80 : 19.01 dBm / 0.0796 W 802.11ax HE20 : 20.46 dBm / 0.1112 W 802.11ax HE40 : 20.55 dBm / 0.1135 W 802.11ax HE80 : 19.80 dBm / 0.0955 W **<5500 MHz ~ 5720 MHz >** 802.11a : 20.63 dBm / 0.1156 W 802.11n HT20 : 20.33 dBm / 0.1079 W 802.11n HT40 : 20.98 dBm / 0.1253 W 802.11ac VHT20 : 20.30 dBm / 0.1072 W 802.11ac VHT40 : 20.77 dBm / 0.1194 W 802.11ac VHT80 : 19.79 dBm / 0.0953 W 802.11ax HE20 : 20.38 dBm / 0.1091 W 802.11ax HE40 : 20.42 dBm / 0.1102 W 802.11ax HE80 : 19.66 dBm / 0.0925 W
99% Occupied Bandwidth	**<MIMO Ant.1+2>** **<5180 MHz ~ 5240 MHz>** 802.11a : 16.38 MHz 802.11n HT20 : 17.53 MHz 802.11n HT40 : 36.16 MHz 802.11ac VHT80 : 76.24 MHz 802.11ax HT20 : 18.88 MHz 802.11ax HT40 : 37.76 MHz 802.11ax HT80 : 77.80 MHz **<5260 MHz ~ 5320 MHz>** 802.11a : 16.38 MHz 802.11n HT20 : 17.53 MHz 802.11n HT40 : 36.16 MHz 802.11ac VHT80 : 76.12 MHz 802.11ax HT20 : 18.88 MHz 802.11ax HT40 : 37.76 MHz 802.11ax HT80 : 77.68 MHz

	<5500 MHz ~ 5720 MHz > 802.11a : 16.38 MHz 802.11n HT20 : 17.53 MHz 802.11n HT40 : 36.16 MHz 802.11ac VHT80 : 76.12 MHz 802.11ax HT20 : 18.88 MHz 802.11ax HT40 : 37.76 MHz 802.11ax HT80 : 77.80 MHz
Antenna Type / Gain	**<5150 MHz ~ 5250 MHz>** <Ant. 1> : PIFA Antenna with gain -4.0 dBi <Ant. 2> : PIFA Antenna with gain -2.8 dBi **<5250 MHz ~ 5350 MHz>** <Ant. 1> : PIFA Antenna with gain -4.4 dBi <Ant. 2> : PIFA Antenna with gain -3.0 dBi **<5470 MHz ~ 5725 MHz>** <Ant. 1> : PIFA Antenna with gain -3.0 dBi <Ant. 2> : PIFA Antenna with gain -3.0 dBi
Type of Modulation	802.11a/n : OFDM (BPSK / QPSK / 16QAM / 64QAM) 802.11ac/ax : OFDM (BPSK / QPSK / 16QAM / 64QAM / 256QAM / 1024QAM)
Antenna Function Description	

	Ant. 1	Ant. 2
802.11 a/n/ac/ax MIMO	V	V

Note:

1. For 802.11n HT20 / ac VHT20 and 802.11n HT40 / ac VHT40 mode, the whole testing have assessed only 802.11n HT20/ HT40 by referring to their maximum conducted power.
2. The EUT supports for MIMO mode only.

1.5 Modification of EUT

No modifications are made to the EUT during all test items.

1.6 Testing Location

Sporton International (Shenzhen) Inc. is accredited to ISO/IEC 17025:2017 by American Association for Laboratory Accreditation with Certificate Number 5145.01.

Test Firm	Sporton International (Shenzhen) Inc.		
Test Site Location	1/F, 2/F, Bldg 5, Shiling Industrial Zone, Xinwei Village, Xili, Nanshan, Shenzhen, 518055 People's Republic of China TEL: +86-755-86379589 FAX: +86-755-86379595		
Test Site No.	**Sporton Site No.**	**FCC Designation No.**	**FCC Test Firm Registration No.**
	CO01-SZ TH01-SZ	CN1256	421272

Test Firm	Sporton International (Shenzhen) Inc.		
Test Site Location	No. 3 Bldg the third floor of south, Shahe River west, Fengzeyuan Warehouse, Nanshan Shenzhen, 518055 People's Republic of China TEL: +86-755-33202398		
Test Site No.	**Sporton Site No.**	**FCC Designation No.**	**FCC Test Firm Registration No.**
	03CH02-SZ	CN1256	421272

1.7 Test Software

Item	Site	Manufacture	Name	Version
1.	03CH02-SZ	AUDIX	E3	6.2009-8-24a
2.	CO01-SZ	AUDIX	E3	6.120613b

1.8 Applicable Standards

According to the specifications of the manufacturer, the EUT must comply with the requirements of the following standards:

- 47 CFR Part 15 Subpart E
- FCC KDB 789033 D02 General UNII Test Procedures New Rules v02r01.
- FCC KDB 662911 D01 Multiple Transmitter Output v02r01.
- ANSI C63.10-2013

Remark:

1. All test items were verified and recorded according to the standards and without any deviation during the test.
2. This EUT has also been tested and complied with the requirements of FCC Part 15, Subpart B, recorded in a separate test report.

2 Test Configuration of Equipment Under Test

a. The EUT has been associated with peripherals and configuration operated in a manner tended to maximize its emission characteristics in a typical application. Frequency range investigated: conduction emission (150 kHz to 30 MHz), radiation emission (9 kHz to the 10th harmonic of the highest fundamental frequency or to 40 GHz, whichever is lower). For radiated measurement, pre-scanned in three orthogonal panels, X, Y, Z. The worst cases (Y plane) were recorded in this report.

b. AC power line Conducted Emission was tested under maximum output power.

2.1 Carrier Frequency and Channel

Frequency Band	Channel	Freq. (MHz)	Channel	Freq. (MHz)
5150-5250 MHz Band 1 (U-NII-1)	36	5180	44	5220
	38*	5190	46*	5230
	40	5200	48	5240
	42#	5210		

Frequency Band	Channel	Freq. (MHz)	Channel	Freq. (MHz)
5250-5350 MHz Band 2 (U-NII-2A)	52	5260	60	5300
	54*	5270	62*	5310
	56	5280	64	5320
	58#	5290		

Frequency Band	Channel	Freq. (MHz)	Channel	Freq. (MHz)
5470-5725 MHz Band 3 (U-NII-2C)	100	5500	112	5560
	102*	5510	116	5580
	104	5520	132	5660
	106#	5530	134*	5670
	108	5540	136	5680
	110*	5550	140	5700

Frequency Band	Channel	Freq. (MHz)	Channel	Freq. (MHz)
TDWR Channel	118*	5590	124	5620
	120	5600	126*	5630
	122#	5610	128	5640

Frequency Band	Channel	Freq. (MHz)	Channel	Freq. (MHz)
Straddle Channel	138#	5690	144	5720
	142*	5710		

Note:

1. The above Frequency and Channel in "*" were 802.11n HT40 and 802.11ac VHT40.
2. The above Frequency and Channel in "#" were 802.11ac VHT80.

2.2 Test Mode

Final test modes are considering the modulation and worse data rates as below table.

MIMO Mode

Modulation	Data Rate
802.11a	6 Mbps
802.11n HT20	MCS0
802.11n HT40	MCS0
802.11ac VHT80	MCS0
802.11ax HE20	MCS0
802.11ax HE40	MCS0
802.11ax HE80	MCS0

Test Cases	
AC Conducted Emission	Mode 1 : GSM850 Idle + Bluetooth Link + WLAN Link(5G) + USB Cable 1(Charging from Adapter) + Battery
Remark: For Radiated Test Cases, The tests were performance with Adapter, Battery and USB Cable 1.	

Ch. #		Band I：5150-5250 MHz	Band II：5250-5350 MHz	Band III：5470-5725MHz
		802.11a	802.11a	802.11a
L	Low	36	52	100
M	Middle	44	60	116
H	High	48	64	140
Straddle		-	-	144

Ch. #		Band I：5150-5250 MHz	Band II：5250-5350 MHz	Band III：5470-5725MHz
		802.11n HT20	802.11n HT20	802.11n HT20
L	Low	36	52	100
M	Middle	44	60	116
H	High	48	64	140
Straddle		-	-	144

Ch. #		Band I：5150-5250 MHz	Band II：5250-5350 MHz	Band III：5470-5725MHz
		802.11n HT40	802.11n HT40	802.11n HT40
L	Low	38	54	102
M	Middle	-	-	110
H	High	46	62	134
Straddle		-	-	142

Ch. #		Band I：5150-5250 MHz	Band II：5250-5350 MHz	Band III：5470-5725MHz
		802.11ac VHT80	802.11ac VHT80	802.11ac VHT80
L	Low	-	-	106
M	Middle	42	58	-
H	High	-	-	122
Straddle		-	-	138

Ch. #		Band I：5150-5250 MHz	Band II：5250-5350 MHz	Band III：5470-5725MHz
		802.11ax HE20	802.11ax HE20	802.11ax HE20
L	Low	36	52	100
M	Middle	44	60	116
H	High	48	64	140
Straddle		-	-	144

Ch. #		Band I：5150-5250 MHz	Band II：5250-5350 MHz	Band III：5470-5725MHz
		802.11ax HE40	802.11ax HE40	802.11ax HE40
L	Low	38	54	102
M	Middle	-	-	110
H	High	46	62	134
Straddle		-	-	142

Ch. #		Band I：5150-5250 MHz	Band II：5250-5350 MHz	Band III：5470-5725MHz
		802.11ax HE80	802.11ax HE80	802.11ax HE80
L	Low	-	-	106
M	Middle	42	58	-
H	High	-	-	122
Straddle		-	-	138

2.3 Connection Diagram of Test System

For Radiation

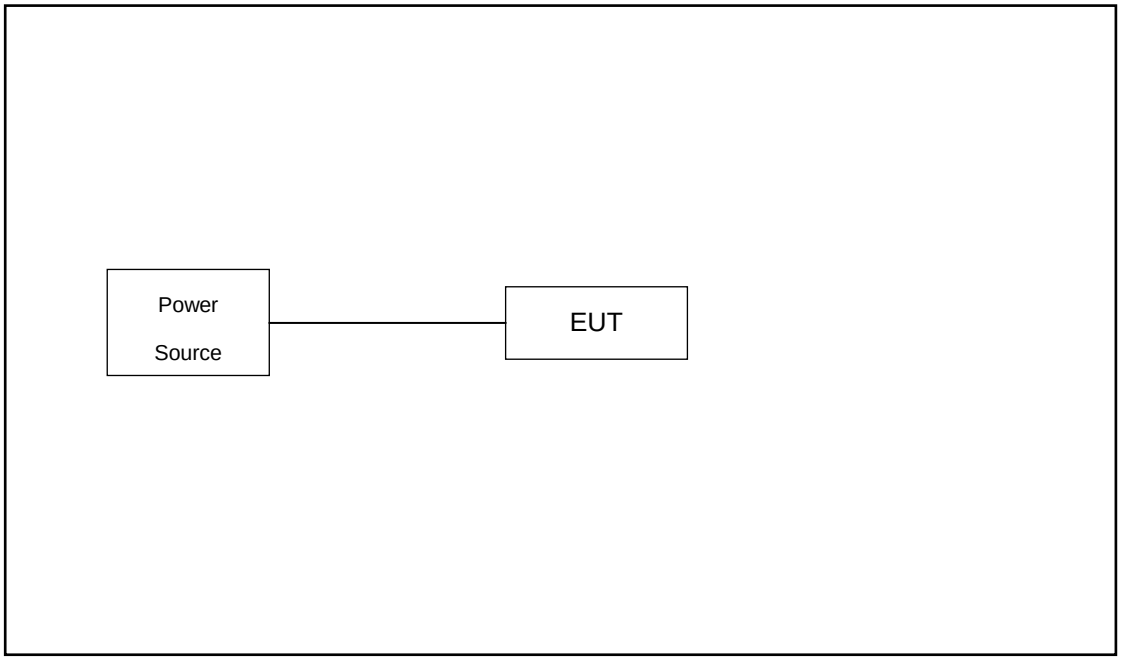

For Conducted Emission

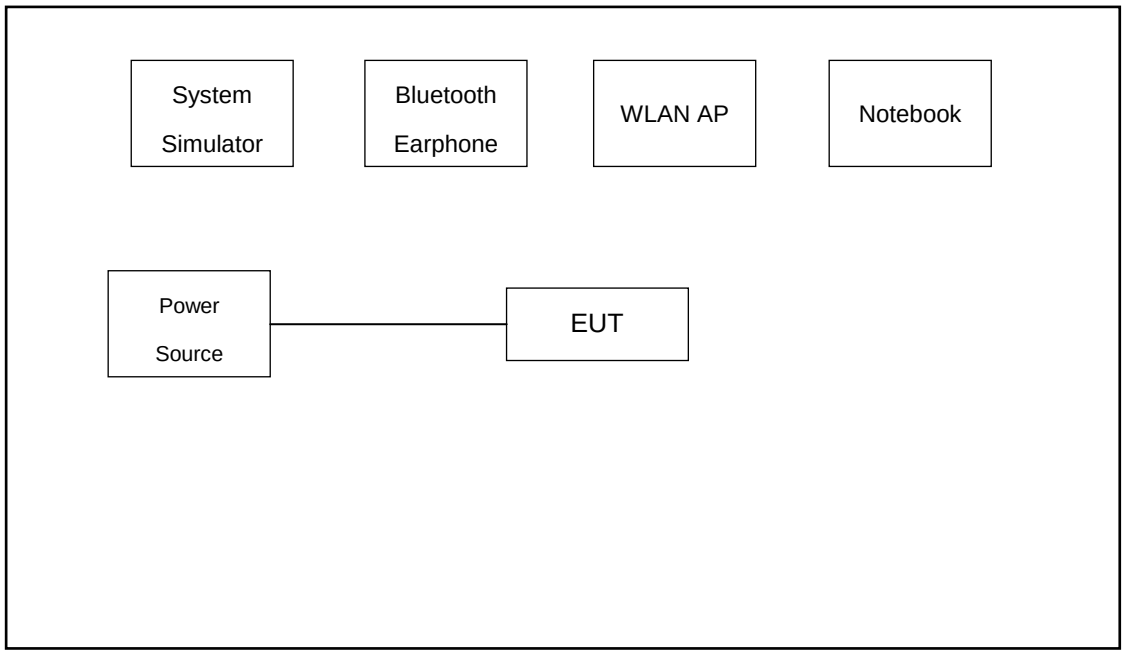

2.4 Support Unit used in test configuration and system

Item	Equipment	Trade Name	Model Name	FCC ID	Data Cable	Power Cord
1.	Base Station(GSM)	Anritsu	MT8820C	N/A	N/A	Unshielded,1.8m
2.	WLAN AP	Dlink	DIR-820L	KA2IR820LA1	N/A	Unshielded,1.8m
3.	Notebook	Lenovo	E540	FCC DoC	N/A	AC I/P: Unshielded, 1.2 m DC O/P: Shielded, 1.8 m
4.	Bluetooth Earphone	Samsung	EO-MG900	PYAHS-107W	N/A	N/A

2.5 EUT Operation Test Setup

For WLAN RF test items, an engineering test program was provided and enabled to make EUT continuous transmit/receive.

For AC power line conducted emissions, the EUT was set to connect with the WLAN AP under large package sizes transmission.

2.6 Measurement Results Explanation Example

For all conducted test items:

The offset level is set in the spectrum analyzer to compensate the RF cable loss and attenuator factor between EUT conducted output port and spectrum analyzer. With the offset compensation, the spectrum analyzer reading level is exactly the EUT RF output level.

Example :

The spectrum analyzer offset is derived from RF cable loss and attenuator factor.

Offset = RF cable loss + attenuator factor.

Following shows an offset computation example with cable loss 2.5 dB and 20dB attenuator.

Offset(dB) = RF cable loss(dB) + attenuator factor(dB).

= 2.5 + 20 = 22.5 (dB)

3 Test Result

3.1 26dB & 99% Occupied Bandwidth Measurement

3.1.1 Description of 26dB & 99% Occupied Bandwidth

This section is for reporting purpose only.

There is no restriction limits for bandwidth.

For Straddle Channel, According to KDB 789033 D02 General UNII Test Procedures New Rules v02r01, If the power and PSD of the devices are uniform and comply with the lower limits specified for the U-NII-2 bands, a single measurement over the entire emission bandwidth can be performed to show compliance.

3.1.2 Measuring Instruments

The measuring equipment is listed in the section 4 of this test report.

3.1.3 Test Procedures

1. The testing follows FCC KDB 789033 D02 General UNII Test Procedures New Rules v02r01. Section C) Emission bandwidth
2. Set RBW = approximately 1% of the emission bandwidth.
3. Set the VBW > RBW.
4. Detector = Peak.
5. Trace mode = max hold
6. Measure the maximum width of the emission that is 26 dB down from the peak of the emission. Compare this with the RBW setting of the analyzer. Readjust RBW and repeat measurement as needed until the RBW/EBW ratio is approximately 1%.
7. For 99% Bandwidth Measurement, the spectrum analyzer's resolution bandwidth (RBW) is set 1MHz and set the Video bandwidth (VBW) ≥ 3 * RBW.
8. Measure and record the results in the test report.

3.1.4 Test Setup

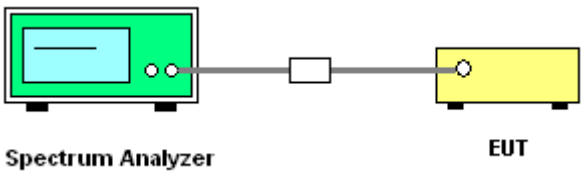

3.1.5 Test Result of 26dB & 99% Occupied Bandwidth

Please refer to Appendix A.

Maximum 26dB Bandwidth

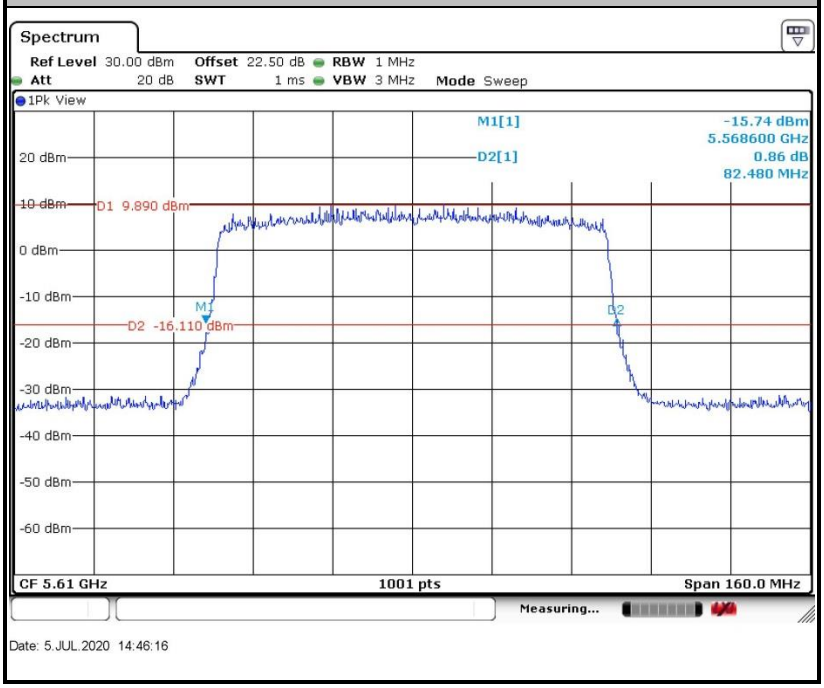

Maximum 99% Occupied Bandwidth

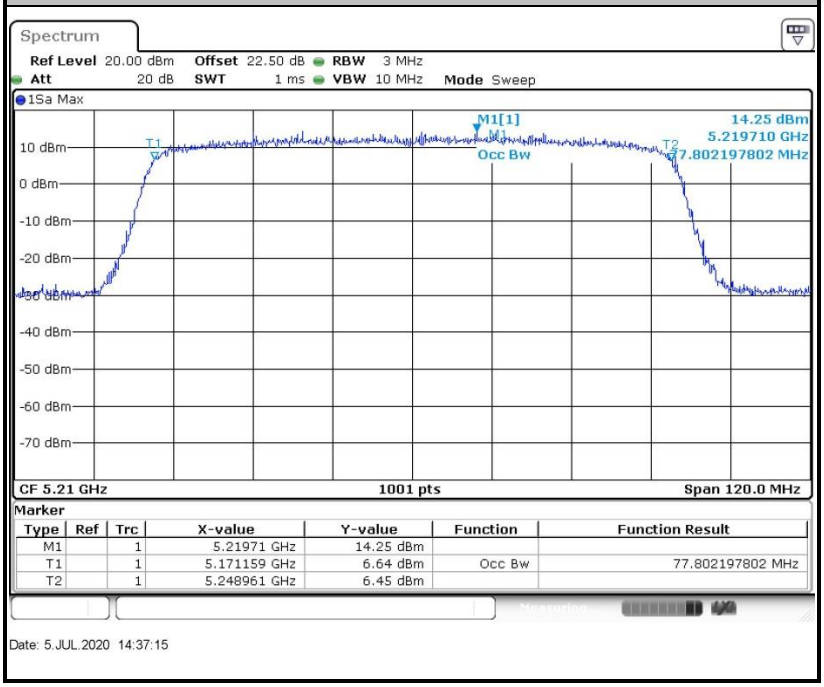

Note: The occupied channel bandwidth is maintained within the band of operation for all of the modulations.

3.2 Maximum Conducted Output Power Measurement

3.2.1 Limit of Maximum Conducted Output Power

<FCC 14-30 CFR 15.407>

For mobile and portable client devices in the 5.15–5.25 GHz band, the maximum conducted output power over the frequency band of operation shall not exceed 250 mW.

For the 5.25–5.725 GHz bands, the maximum conducted output power over the frequency bands of operation shall not exceed the lesser of 250 mW or 11 dBm 10 log B, where B is the 26 dB emission bandwidth in megahertz.

For Straddle Channel, According to KDB 789033 D02 General UNII Test Procedures New Rules v02r01, If the power and PSD of the devices are uniform and comply with the lower limits specified for the U-NII-2 bands, a single measurement over the entire emission bandwidth can be performed to show compliance.

If transmitting antennas of directional gain greater than 6 dBi are used, the peak output power shall be reduced by the amount in dB that the directional gain of the antenna exceeds 6 dBi.

Note that U-NII-2 band, devices with a maximum e.i.r.p. greater than 500 mW shall implement TPC in order to have the capability to operate at least 6 dB below the maximum permitted e.i.r.p. of 1 W.

3.2.2 Measuring Instruments

The measuring equipment is listed in the section 4 of this test report.

3.2.3 Test Procedures

The testing follows Method PM of FCC KDB 789033 D02 General UNII Test Procedures New Rules v02r01.

Method PM (Measurement using an RF average power meter):

1. Measurement is performed using a wideband RF power meter.
2. The EUT is configured to transmit continuously with a consistent duty cycle at its maximum power control level.
3. Measure the average power of the transmitter, and the average power is corrected with duty factor, 10 log(1/x), where x is the duty cycle.

For Straddle Channel, According to KDB 789033 D02 General UNII Test Procedures New Rules v02r01, If the power and PSD of the devices are uniform and comply with the lower limits specified for the U-NII-2 bands, a single measurement over the entire emission bandwidth can be performed to show compliance.

3.2.4 Test Setup

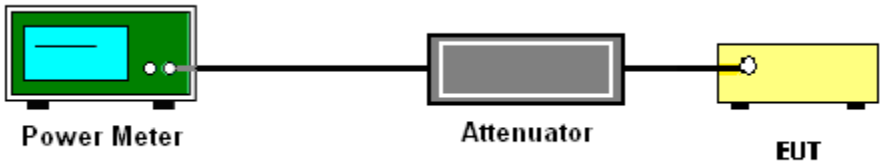

3.2.5 Test Result of Maximum Conducted Output Power

Please refer to Appendix A.

3.3 Power Spectral Density Measurement

3.3.1 Limit of Power Spectral Density

<FCC 14-30 CFR 15.407>

For mobile and portable client devices in the 5.15–5.25 GHz band, the maximum power spectral density shall not exceed 11dBm in any 1 megahertz band.

For the 5.25–5.725 GHz bands, the maximum power spectral density shall not exceed 11 dBm in any 1 megahertz band.

For Straddle Channel, According to KDB 789033 D02 General UNII Test Procedures New Rules v02r01, If the power and PSD of the devices are uniform and comply with the lower limits specified for the U-NII-2 bands, a single measurement over the entire emission bandwidth can be performed to show compliance.

If transmitting antennas of directional gain greater than 6 dBi are used, the peak output power shall be reduced by the amount in dB that the directional gain of the antenna exceeds 6 dBi.

3.3.2 Measuring Instruments

The measuring equipment is listed in the section 4 of this test report.

3.3.3 Test Procedures

The testing follows FCC KDB 789033 D02 General UNII Test Procedures New Rules v02r01. Section F) Maximum power spectral density.

 # Method SA-2 #

(trace averaging across on and off times of the EUT transmissions, followed by duty cycle correction).

- Measure the duty cycle.
- Set span to encompass the entire emission bandwidth (EBW) of the signal.
- Set RBW = 1 MHz.
- Set VBW ≥ 3 MHz.
- Number of points in sweep ≥ 2 Span / RBW.
- Sweep time = auto.
- Detector = RMS
- Trace average at least 100 traces in power averaging mode.
- Add 10 log(1/x), where x is the duty cycle, to the measured power in order to compute the average power during the actual transmission times. For example, add 10 log(1/0.25) = 6 dB if the duty cycle is 25 percent.

1. The RF output of EUT was connected to the spectrum analyzer by a low loss cable.
2. Each plot has already offset with cable loss, and attenuator loss. Measure the PPSD and record it.
3. For MIMO mode, calculation method follows FCC KDB 662911 D01 Multiple Transmitter Output v02r01.

   Method (a): Measure and sum the spectra across the outputs.

   The total final Power Spectral Density is from a device with 2 transmitter outputs. The spectrum measurements of the individual outputs are all performed with the same span and number of points, the spectrum value in the first spectral bin of output 1 is summed with that in the first spectral bin of output 2 to obtain the value for the first frequency bin of the summed spectrum.

3.3.4 Test Setup

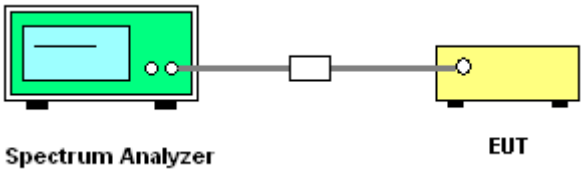

3.3.5 Test Result of Power Spectral Density

Please refer to Appendix A.

Worst Case Power Density (dBm/MHz) for MIMO Ant. 1

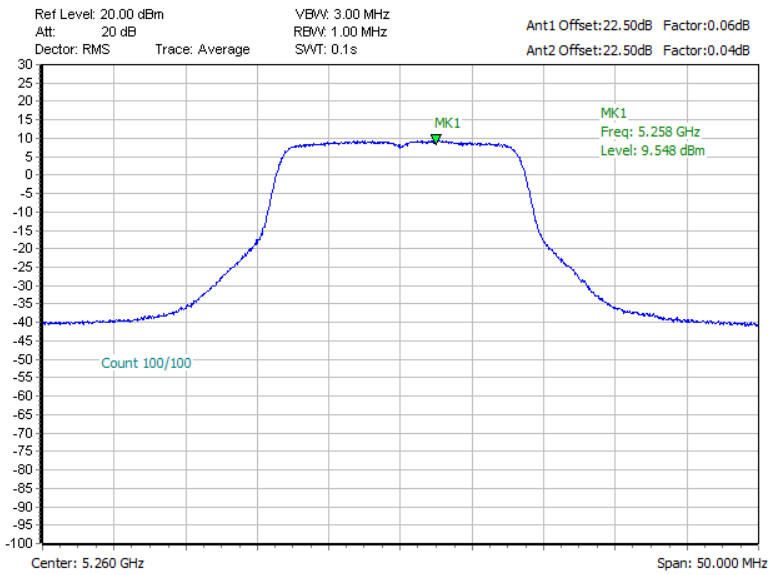

Note: Average Power Density (dB) = Measured value+ Duty Factor

3.4 Unwanted Emissions Measurement

This section is to measure unwanted emissions through radiated measurement for band edge spurious emissions and out of band emissions measurement.

3.4.1 Limit of Unwanted Emissions

(1) For transmitters operating in the 5150-5250 MHz band: all emissions outside of the 5150-5350 MHz band shall not exceed an EIRP of –27dBm/MHz.

For transmitters operating in the 5250-5350 MHz band: all emissions outside of the 5150-5350 MHz band shall not exceed an EIRP of -27 dBm/MHz. Devices operating in the 5250-5350 MHz band that generate emissions in the 5150-5250 MHz band must meet all applicable technical requirements for operation in the 5150-5250 MHz band (including indoor use) or alternatively meet an out-of-band emission EIRP limit of -27 dBm/MHz in the 5150-5250 MHz band.

For transmitters operating in the 5470-5600 MHz and 5650-5725MHz band: all emissions outside of the 5470-5600 MHz and 5650-5725MHz band shall not exceed an EIRP of -27 dBm/MHz.

(2) Unwanted spurious emissions fallen in restricted bands shall comply with the general field strength limits as below table,

Frequency (MHz)	Field Strength (microvolts/meter)	Measurement Distance (meters)
0.009 – 0.490	2400/F(kHz)	300
0.490 – 1.705	24000/F(kHz)	30
1.705 – 30.0	30	30
30 – 88	100	3
88 – 216	150	3
216 - 960	200	3
Above 960	500	3

EIRP (dBm)	Field Strength at 3m (dBμV/m)
- 27	68.3

Note: The following formula is used to convert the EIRP to field strength.

$$EIRP = E_{Meas} + 20\log(d_{Meas}) - 104.8$$

where

EIRP is the equivalent isotropically radiated power, in dBm

E_{Meas} is the field strength of the emission at the measurement distance, in dBμV/m

d_{Meas} is the measurement distance, in m

3.4.2 Measuring Instruments

The measuring equipment is listed in the section 4 of this test report.

3.4.3 Test Procedures

1. The testing follows FCC KDB 789033 D02 General UNII Test Procedures New Rules v02r01. Section G) Unwanted emissions measurement.

   (1) Procedure for Unwanted Emissions Measurements Below 1000MHz
   - RBW = 120 kHz
   - VBW = 300 kHz
   - Detector = Peak
   - Trace mode = max hold

   (2) Procedure for Peak Unwanted Emissions Measurements Above 1000 MHz
   - RBW = 1 MHz
   - VBW ≥ 3 MHz
   - Detector = Peak
   - Sweep time = auto
   - Trace mode = max hold

   (3) Procedures for Average Unwanted Emissions Measurements Above 1000MHz
   - RBW = 1 MHz
   - VBW = 10 Hz, when duty cycle is no less than 98 percent.
   - VBW ≥ 1/T, when duty cycle is less than 98 percent where T is the minimum transmission duration over which the transmitter is on and is transmitting at its maximum power control level for the tested mode of operation.
2. The EUT was placed on a turntable with 0.8 meter for frequency below 1GHz and 1.5 meter for frequency above 1GHz respectively above ground.
3. The EUT was set 3 meters from the interference receiving antenna which was mounted on the top of a variable height antenna tower.
4. The antenna is a broadband antenna and its height is adjusted between one meter and four meters above ground to find the maximum value of the field strength for both horizontal polarization and vertical polarization of the antenna.
5. For each suspected emission, the EUT was arranged to its worst case and then adjust the antenna tower (from 1 m to 4 m) and turntable (from 0 degree to 360 degrees) to find the maximum reading.
6. For testing below 1GHz, if the emission level of the EUT in peak mode was 3 dB lower than the limit specified, then peak values of EUT will be reported, otherwise, the emissions will be repeated one by one using the CISPR quasi-peak method and reported.
7. For testing above 1GHz, the emission level of the EUT in peak mode was 20dB lower than average limit (that means the emission level in average mode also complies with the limit in average mode), then peak values of EUT will be reported, otherwise, the emissions will be measured in average mode again and reported.

3.4.4 Test Setup

For radiated emissions below 30MHz

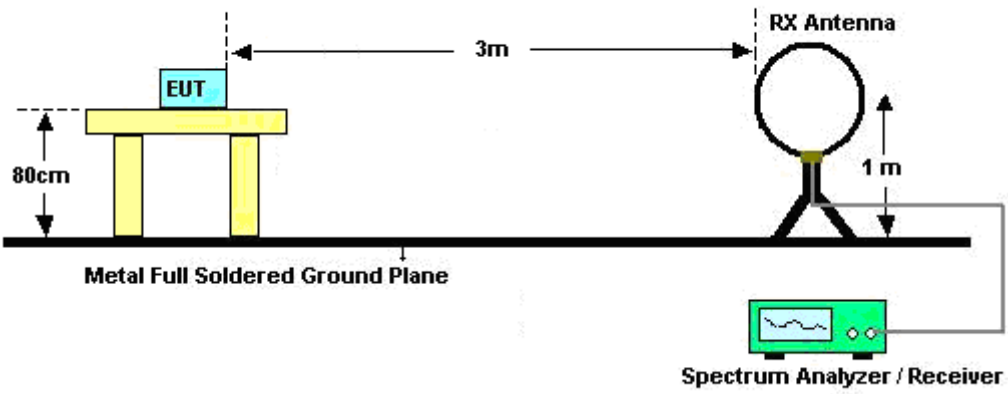

For radiated emissions from 30MHz to 1GHz

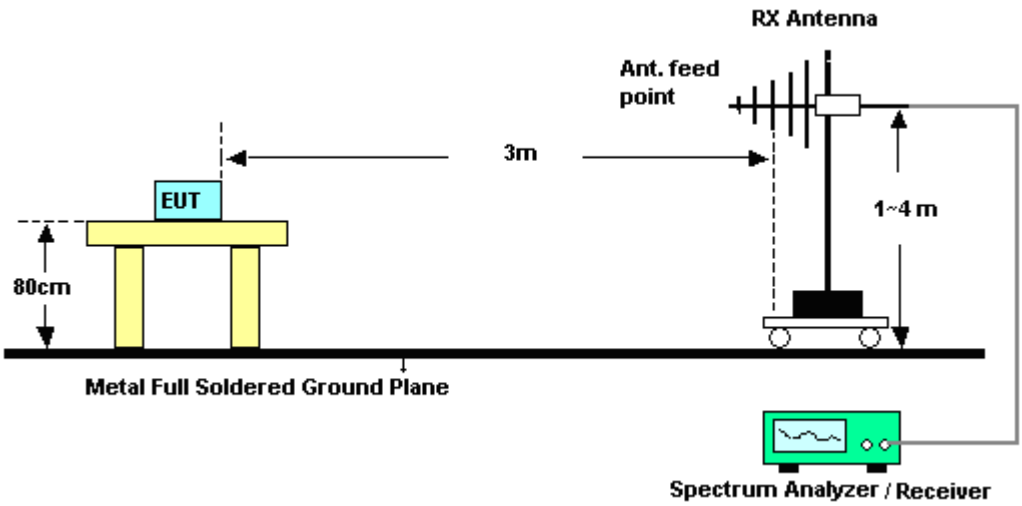

For radiated emissions above 1GHz

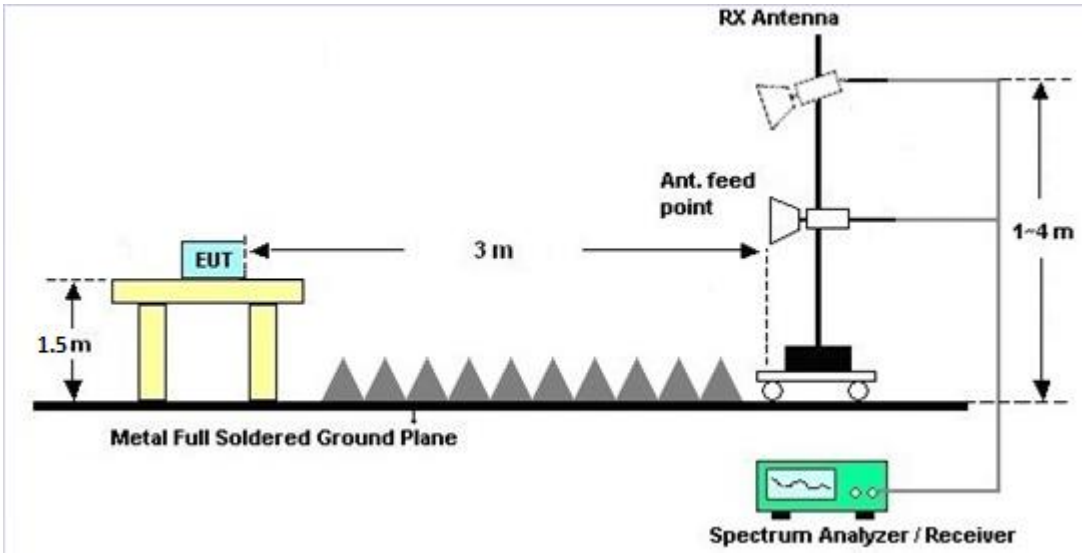

3.4.5 Test Results of Radiated Spurious Emissions (9 kHz ~ 30 MHz)

The low frequency, which started from 9 kHz to 30MHz, was pre-scanned and the result which was 20dB lower than the limit line was not reported.

There is a comparison data of both open-field test site and semi-Anechoic chamber, and the result came out very similar.

3.4.6 Test Result of Radiated Spurious at Band Edges

Please refer to Appendix C.

3.4.7 Duty Cycle

Please refer to Appendix D.

3.4.8 Test Result of Radiated Spurious Emissions (30MHz ~ 10th Harmonic)

Please refer to Appendix C.

3.5 AC Conducted Emission Measurement

3.5.1 Limit of AC Conducted Emission

For equipment that is designed to be connected to the public utility (AC) power line, the radio frequency voltage that is conducted back onto the AC power line on any frequency or frequencies within the band 150 kHz to 30 MHz shall not exceed the limits in the following table.

Frequency of emission (MHz)	Conducted limit (dBμV)	
	Quasi-peak	Average
0.15-0.5	66 to 56*	56 to 46*
0.5-5	56	46
5-30	60	50

*Decreases with the logarithm of the frequency.

3.5.2 Measuring Instruments

The measuring equipment is listed in the section 4 of this test report.

3.5.3 Test Procedures

1. The EUT was placed 0.4 meter from the conducting wall of the shielding room was kept at least 80 centimeters from any other grounded conducting surface.
2. Connect EUT to the power mains through a line impedance stabilization network (LISN).
3. All the support units are connecting to the other LISN.
4. The LISN provides 50 ohm coupling impedance for the measuring instrument.
5. The FCC states that a 50 ohm, 50 microhenry LISN should be used.
6. Both sides of AC line were checked for maximum conducted interference.
7. The frequency range from 150 kHz to 30 MHz was searched.
8. Set the test-receiver system to Peak Detect Function and specified bandwidth with Maximum Hold Mode.

3.5.4 Test Setup

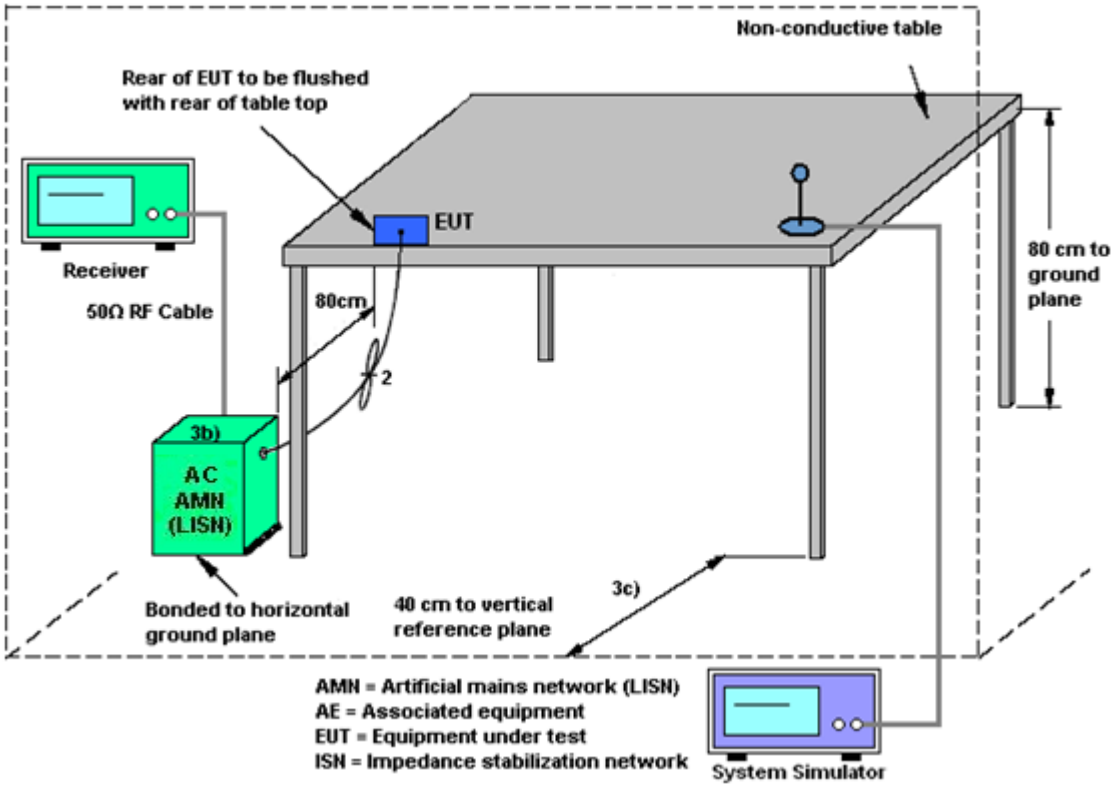

3.5.5 Test Result of AC Conducted Emission

Please refer to Appendix B.

3.6 Automatically Discontinue Transmission

3.6.1 Limit of Automatically Discontinue Transmission

The device shall automatically discontinue transmission in case of either absence of information to transmit or operational failure. These provisions are not intended to preclude the transmission of control or signaling information or the use of repetitive codes used by certain digital technologies to complete frame or burst intervals. Applicants shall include in their application for equipment authorization to describe how this requirement is met.

3.6.2 Measuring Instruments

The measuring equipment is listed in the section 4 of this test report.

3.6.3 Test Result of Automatically Discontinue Transmission

While the EUT is not transmitting any information, the EUT can automatically discontinue transmission and become standby mode for power saving. The EUT can detect the controlling signal of ACK message transmitting from remote device and verify whether it shall resend or discontinue transmission.

3.7 Antenna Requirements

3.7.1 Standard Applicable

If transmitting antenna directional gain is greater than 6 dBi, both the peak transmit power and the peak power spectral density shall be reduced by the amount in dB that the directional gain of the antenna exceeds 6 dBi.

3.7.2 Antenna Anti-Replacement Construction

An embedded-in antenna design is used.

3.7.3 Antenna Gain

The antenna peak gain of EUT is less than 6 dBi. Therefore, it is not necessary to reduce maximum peak output power limit.

FCC KDB 662911 D01 Multiple Transmitter Output v02r01

For CDD transmissions, directional gain is calculated as

Directional gain = GANT + Array Gain, where Array Gain is as follows.

For power spectral density (PSD) measurements on all devices,

Array Gain = 10 log(NANT/NSS=1) dB.

For power measurements on IEEE 802.11 devices,

Array Gain = 0 dB (i.e., no array gain) for NANT ≤ 4.

Directional gain may be calculated by using the formulas applicable to equal gain antennas with GANT set equal to the gain of the antenna having the highest gain;

The EUT supports CDD mode.

For power, the directional gain GANT is set equal to the antenna having the highest gain, i.e., F)2)f)i).

For PSD, the directional gain calculation is following F)2)f)ii) of KDB 662911 D01 v02r01.

The power and PSD limit should be modified if the directional gain of EUT is over 6 dBi,

The directional gain “DG” is calculated as following table.

<CDD Modes>

	Ant. 1 (dBi)	Ant. 2 (dBi)	DG for Power (dBi)	DG for PSD (dBi)	Power Limit Reduction (dB)	PSD Limit Reduction (dB)
Band I	-4.00	-2.80	-2.80	-0.37	0.00	0.00
Band II	-4.40	-3.00	-3.00	-0.66	0.00	0.00
Band III	-3.00	-3.00	-3.00	0.01	0.00	0.00

Power limit reduction = Composite gain – 6dBi, (min = 0)

PSD limit reduction = Composite gain + PSD Array gain – 6dBi, (min = 0)

4 List of Measuring Equipment

Instrument	Manufacturer	Model No.	Serial No.	Characteristics	Calibration Date	Test Date	Due Date	Remark
Spectrum Analyzer	R&S	FSV40	101078	10Hz~40GHz	Apr. 16, 2020	Jul. 05, 2020	Apr. 15, 2021	Conducted (TH01-SZ)
Pulse Power Senor	Anritsu	MA2411B	1207253	30MHz~40GHz	Dec. 26, 2019	Jul. 05, 2020	Dec. 25, 2020	Conducted (TH01-SZ)
Power Meter	Anritsu	ML2495A	1218010	50MHz Bandwidth	Dec. 26, 2019	Jul. 05, 2020	Dec. 25, 2020	Conducted (TH01-SZ)
EXA Spectrum Analyzer	KEYSIGHT	N9010A	MY55150213	10Hz~44GHz	Apr. 17, 2020	Jul. 28, 2020	Apr. 16, 2021	Radiation (03CH02-SZ)
Loop Antenna	R&S	HFH2-Z2	100354	9kHz~30MHz	May 28, 2020	Jul. 28, 2020	May 27, 2022	Radiation (03CH02-SZ)
Bilog Antenna	TeseQ	CBL6112D	35407	30MHz-2GHz	Jul. 15, 2020	Jul. 28, 2020	Jul. 14, 2021	Radiation (03CH02-SZ)
Double Ridge Horn Antenna	ETS-Lindgren	3117	00119436	1GHz~18GHz	Jul. 25, 2020	Jul. 28, 2020	Jul. 24, 2021	Radiation (03CH02-SZ)
HF Amplifier	MITEQ	TTA1840-35-HG	1871923	18GHz~40GHz	Jul. 21, 2020	Jul. 28, 2020	Jul. 20, 2021	Radiation (03CH02-SZ)
SHF-EHF Horn	com-power	AH-840	101071	18Ghz-40GHz	Apr. 17, 2020	Jul. 28, 2020	Apr. 16, 2021	Radiation (03CH02-SZ)
LF Amplifier	Burgeon	BPA-530	102211	0.01~3000Mhz	Oct. 18, 2019	Jul. 28, 2020	Oct. 17, 2020	Radiation (03CH02-SZ)
HF Amplifier	MITEQ	AMF-7D-00101800-30-10P-R	1943528	1GHz~18GHz	Oct. 18, 2019	Jul. 28, 2020	Oct. 17, 2020	Radiation (03CH02-SZ)
HF Amplifier	KEYSIGHT	83017A	MY53270105	0.5GHz~26.5Ghz	Oct. 18, 2019	Jul. 28, 2020	Oct. 17, 2020	Radiation (03CH02-SZ)
AC Power Source	Chroma	61601	616010002470	N/A	NCR	Jul. 28, 2020	NCR	Radiation (03CH02-SZ)
Turn Table	Chaintek	T-200	N/A	0~360 degree	NCR	Jul. 28, 2020	NCR	Radiation (03CH02-SZ)
Antenna Mast	Chaintek	MBS-400	N/A	1 m~4 m	NCR	Jul. 28, 2020	NCR	Radiation (03CH02-SZ)
EMI Receiver	R&S	ESR7	101630	9kHz~7GHz;	Dec. 26, 2018	Jul. 03, 2020~ Jul. 04, 2020	Dec. 25, 2020	Conduction (CO01-SZ)
AC LISN	EMCO	3816/2SH	00103912	9kHz~30MHz	Oct. 17, 2019	Jul. 03, 2020~ Jul. 04, 2020	Oct. 16, 2020	Conduction (CO01-SZ)
AC LISN (for auxiliary equipment)	EMCO	3816/2SH	00103892	9kHz~30MHz	Oct. 17, 2019	Jul. 03, 2020~ Jul. 04, 2020	Oct. 16, 2020	Conduction (CO01-SZ)
AC Power Source	Chroma	61602	616020000891	100Vac~250Vac	Jul. 22, 2019	Jul. 03, 2020~ Jul. 04, 2020	Jul. 21, 2020	Conduction (CO01-SZ)

NCR: No Calibration Required

5 Uncertainty of Evaluation

The measurement uncertainties shown below were calculated in accordance with the requirements of ANSI 63.10-2013. All the measurement uncertainty value were shown with a coverage K=2 to indicate 95% level of confidence. The measurement data show herein meets or exceeds the CISPR measurement uncertainty values specified in CISPR 16-4-2 and can be compared directly to specified limit to determine compliance.

Uncertainty of Conducted Emission Measurement (150kHz ~ 30MHz)

Measuring Uncertainty for a Level of Confidence of 95% (U = 2Uc(y))	**2.7dB**

Uncertainty of Radiated Emission Measurement (30 MHz ~ 1000 MHz)

Measuring Uncertainty for a Level of Confidence of 95% (U = 2Uc(y))	**5.0dB**

Uncertainty of Radiated Emission Measurement (1000 MHz ~ 18000 MHz)

Measuring Uncertainty for a Level of Confidence of 95% (U = 2Uc(y))	**5.0dB**

Uncertainty of Radiated Emission Measurement (18000 MHz ~ 40000 MHz)

Measuring Uncertainty for a Level of Confidence of 95% (U = 2Uc(y))	**5.0dB**

Appendix A. Conducted Test Results

Test Engineer:	Liu Qiu Qiu	Temperature:	21~25	°C
Test Date:	2020/7/5	Relative Humidity:	51~54	%

TEST RESULTS DATA
26dB and 99% OBW

Band I														
Mod.	Data Rate	NTX	CH.	Freq. (MHz)	99% Bandwidth (MHz)		26 dB Bandwidth (MHz)		IC 99% Bandwidth Power Limit (dBm)		IC 99% Bandwidth EIRP Limit (dBm)			Note
					Ant 1	Ant 2	Ant 1	Ant 2	Ant 1	Ant 2	Ant 1	Ant 2		
11a	6Mbps	2	36	5180	16.38	16.38	20.83	20.58	23.14		22.14			
11a	6Mbps	2	44	5220	16.38	16.38	20.58	20.93	23.14		22.14			
11a	6Mbps	2	48	5240	16.33	16.38	20.58	20.63	23.13		22.13			
HT20	MCS0	2	36	5180	17.53	17.53	21.38	22.08	23.44		22.44			
HT20	MCS0	2	44	5220	17.53	17.48	21.43	21.98	23.43		22.43			
HT20	MCS0	2	48	5240	17.53	17.48	21.63	21.98	23.43		22.43			
HT40	MCS0	2	38	5190	36.16	36.06	40.82	40.37	23.98		23.01			
HT40	MCS0	2	46	5230	36.06	36.16	40.55	40.46	23.98		23.01			
VHT80	MCS0	2	42	5210	76.24	76.00	82.00	81.84	23.98		23.01			
HE20	MCS0	2	36	5180	18.88	18.88	22.33	22.23	23.76		22.76			
HE20	MCS0	2	44	5220	18.88	18.88	22.18	22.53	23.76		22.76			
HE20	MCS0	2	48	5240	18.88	18.88	22.18	22.38	23.76		22.76			
HE40	MCS0	2	38	5190	37.76	37.76	41.27	41.00	23.98		23.01			
HE40	MCS0	2	46	5230	37.76	37.76	40.91	41.27	23.98		23.01			
HE80	MCS0	2	42	5210	77.80	77.80	82.32	82.00	23.98		23.01			

TEST RESULTS DATA
Average Power Table

FCC Band I																
Mod.	Data Rate	NTX	CH.	RU Config	Freq. (MHz)	Duty Factor (dB)		Average Conducted Power (dBm)			FCC Conducted Power Limit (dBm)		DG (dBi)			Pass/Fail
						Ant 1	Ant 2	Ant 1	Ant 2	SUM	Ant 1	Ant 2	Ant 1	Ant 2		
11a	6Mbps	2	36		5180	0.06	0.04	17.60	17.82	20.72	24.00		-2.80			Pass
11a	6Mbps	2	44		5220	0.06	0.04	17.69	17.75	20.73	24.00		-2.80			Pass
11a	6Mbps	2	48		5240	0.06	0.04	17.77	17.49	20.64	24.00		-2.80			Pass
HT20	MCS0	2	36		5180	0.00	0.00	17.27	17.53	20.41	24.00		-2.80			Pass
HT20	MCS0	2	44		5220	0.00	0.00	17.38	17.48	20.44	24.00		-2.80			Pass
HT20	MCS0	2	48		5240	0.00	0.00	17.43	17.22	20.34	24.00		-2.80			Pass
HT40	MCS0	2	38		5190	0.00	0.00	17.86	17.86	20.87	24.00		-2.80			Pass
HT40	MCS0	2	46		5230	0.00	0.00	17.85	17.90	20.89	24.00		-2.80			Pass
VHT20	MCS0	2	36		5180	0.00	0.00	17.25	17.52	20.40	24.00		-2.80			Pass
VHT20	MCS0	2	44		5220	0.00	0.00	17.37	17.45	20.42	24.00		-2.80			Pass
VHT20	MCS0	2	48		5240	0.00	0.00	17.42	17.21	20.33	24.00		-2.80			Pass
VHT40	MCS0	2	38		5190	0.00	0.00	17.83	17.85	20.85	24.00		-2.80			Pass
VHT40	MCS0	2	46		5230	0.00	0.00	17.80	17.89	20.86	24.00		-2.80			Pass
VHT80	MCS0	2	42		5210	0.00	0.00	16.96	17.00	19.99	24.00		-2.80			Pass
HE20	MCS0	2	36	Full	5180	0.00	0.00	17.33	17.53	20.44	24.00		-2.80			Pass
				26/0		0.00	0.00	8.94	9.38	12.18	24.00		-2.80			Pass
				26/4		0.00	0.00	9.85	10.35	13.12	24.00		-2.80			Pass
				26/8		0.00	0.00	8.08	8.42	11.26	24.00		-2.80			Pass
			44	Full	5220	0.00	0.00	17.43	17.44	20.45	24.00		-2.80			Pass
				26/0		0.00	0.00	8.60	9.35	12.00	24.00		-2.80			Pass
				26/4		0.00	0.00	9.49	10.33	12.94	24.00		-2.80			Pass
				26/8		0.00	0.00	8.65	9.27	11.98	24.00		-2.80			Pass
			48	Full	5240	0.00	0.00	17.53	17.24	20.40	24.00		-2.80			Pass
				26/0		0.00	0.00	9.07	9.30	12.20	24.00		-2.80			Pass
				26/4		0.00	0.00	9.12	9.47	12.31	24.00		-2.80			Pass
				26/8		0.00	0.00	8.24	8.25	11.26	24.00		-2.80			Pass
HE40	MCS0	2	38	Full	5190	0.00	0.00	16.50	16.53	19.53	24.00		-2.80			Pass
				26/0		0.00	0.00	5.77	6.66	9.25	24.00		-2.80			Pass
				26/8		0.00	0.00	6.35	7.30	9.86	24.00		-2.80			Pass
				26/17		0.00	0.00	6.06	6.60	9.35	24.00		-2.80			Pass
			46	Full	5230	0.00	0.00	17.50	17.55	20.54	24.00		-2.80			Pass
				26/0		0.00	0.00	5.86	6.38	9.14	24.00		-2.80			Pass
				26/8		0.00	0.00	6.48	7.15	9.84	24.00		-2.80			Pass
				26/17		0.00	0.00	6.05	6.45	9.26	24.00		-2.80			Pass
HE80	MCS0	2	42	Full	5210	0.00	0.00	15.71	15.80	18.77	24.00		-2.80			Pass
				26/0		0.00	0.00	1.02	1.53	4.29	24.00		-2.80			Pass
				26/18		0.00	0.00	3.12	3.71	6.44	24.00		-2.80			Pass
				26/36		0.00	0.00	1.70	1.95	4.84	24.00		-2.80			Pass

TEST RESULTS DATA
Power Spectral Density

FCC Band I																
Mod.	Data Rate	NTX	CH.	RU Config	Freq. (MHz)	Duty Factor (dB)		Average Power Density (dBm/MHz)			Average PSD Limit (dBm/MHz)		DG (dBi)			Pass /Fail
						Ant 1	Ant 2	Ant 1	Ant 2	SUM	Ant 1	Ant 2	Ant 1	Ant 2		
11a	6Mbps	2	36		5180	0.06	0.04			9.26	11.00		-0.37			Pass
11a	6Mbps	2	44		5220	0.06	0.04			9.21	11.00		-0.37			Pass
11a	6Mbps	2	48		5240	0.06	0.04			9.31	11.00		-0.37			Pass
HT20	MCS0	2	36		5180	0.00	0.00			8.81	11.00		-0.37			Pass
HT20	MCS0	2	44		5220	0.00	0.00			8.70	11.00		-0.37			Pass
HT20	MCS0	2	48		5240	0.00	0.00			8.87	11.00		-0.37			Pass
HT40	MCS0	2	38		5190	0.00	0.00			6.15	11.00		-0.37			Pass
HT40	MCS0	2	46		5230	0.00	0.00			6.46	11.00		-0.37			Pass
VHT80	MCS0	2	42		5210	0.00	0.00			2.12	11.00		-0.37			Pass
HE20	MCS0	2	36	Full	5180	0.00	0.00			8.43	11.00		-0.37			Pass
				26/0		0.00	0.00			8.30	11.00		-0.37			Pass
				26/4		0.00	0.00			8.31	11.00		-0.37			Pass
				26/8		0.00	0.00			7.48	11.00		-0.37			Pass
HE20	MCS0	2	44	Full	5220	0.00	0.00			8.59	11.00		-0.37			Pass
				26/0		0.00	0.00			8.25	11.00		-0.37			Pass
				26/4		0.00	0.00			8.42	11.00		-0.37			Pass
				26/8		0.00	0.00			8.19	11.00		-0.37			Pass
HE20	MCS0	2	48	Full	5240	0.00	0.00			8.55	11.00		-0.37			Pass
				26/0		0.00	0.00			8.45	11.00		-0.37			Pass
				26/4		0.00	0.00			7.78	11.00		-0.37			Pass
				26/8		0.00	0.00			7.68	11.00		-0.37			Pass
HE40	MCS0	2	38	Full	5190	0.00	0.00			5.59	11.00		-0.37			Pass
				26/0		0.00	0.00			5.19	11.00		-0.37			Pass
				26/8		0.00	0.00			5.33	11.00		-0.37			Pass
				26/17		0.00	0.00			5.10	11.00		-0.37			Pass
HE40	MCS0	2	46	Full	5230	0.00	0.00			5.89	11.00		-0.37			Pass
				26/0		0.00	0.00			5.23	11.00		-0.37			Pass
				26/8		0.00	0.00			5.68	11.00		-0.37			Pass
				26/17		0.00	0.00			5.12	11.00		-0.37			Pass
HE80	MCS0	2	42	Full	5210	0.00	0.00			1.88	11.00		-0.37			Pass
				26/0		0.00	0.00			0.68	11.00		-0.37			Pass
				26/18		0.00	0.00			1.03	11.00		-0.37			Pass
				26/36		0.00	0.00			0.59	11.00		-0.37			Pass

TEST RESULTS DATA
26dB and 99% OBW

Band II																
Mod.	Data Rate	NTX	CH.	Freq. (MHz)	99% Bandwidth (MHz)		26 dB Bandwidth (MHz)		IC 99% Bandwidth Power Limit (dBm)		IC 99% Bandwidth EIRP Limit (dBm)		FCC 26dB Bandwidth Power Limit (dBm)		Note
					Ant 1	Ant 2	Ant 1	Ant 2	Ant 1	Ant 2	Ant 1	Ant 2	Ant 1	Ant 2	
11a	6Mbps	2	52	5260	16.33	16.38	20.68	20.38	23.13		29.13		23.98		
11a	6Mbps	2	60	5300	16.33	16.38	20.53	20.53	23.13		29.13		23.98		
11a	6Mbps	2	64	5320	16.38	16.38	20.53	20.33	23.14		29.14		23.98		
HT20	MCS0	2	52	5260	17.53	17.48	21.63	21.73	23.43		29.43		23.98		
HT20	MCS0	2	60	5300	17.53	17.53	21.83	21.58	23.44		29.44		23.98		
HT20	MCS0	2	64	5320	17.53	17.53	21.38	21.58	23.44		29.44		23.98		
HT40	MCS0	2	54	5270	36.16	36.06	40.10	40.73	23.98		30.00		23.98		
HT40	MCS0	2	62	5310	36.06	36.06	40.46	40.46	23.98		30.00		23.98		
VHT80	MCS0	2	58	5290	76.12	76.00	82.32	81.20	23.98		30.00		23.98		
HE20	MCS0	2	52	5260	18.83	18.88	22.18	22.43	23.75		29.75		23.98		
HE20	MCS0	2	60	5300	18.83	18.88	22.23	22.53	23.75		29.75		23.98		
HE20	MCS0	2	64	5320	18.88	18.88	22.43	22.23	23.76		29.76		23.98		
HE40	MCS0	2	54	5270	37.76	37.76	41.27	41.18	23.98		30.00		23.98		
HE40	MCS0	2	62	5310	37.76	37.76	41.18	41.27	23.98		30.00		23.98		
HE80	MCS0	2	58	5290	77.56	77.68	82.00	82.32	23.98		30.00		23.98		

TEST RESULTS DATA
Average Power Table

FCC Band II																
Mod.	Data Rate	NTX	CH.	RU Config	Freq. (MHz)	Duty Factor (dB)		Average Conducted Power (dBm)			FCC Conducted Power Limit (dBm)		DG (dBi)		EIRP Power Limit (dBm)	Pass/Fail
						Ant 1	Ant 2	Ant 1	Ant 2	SUM	Ant 1	Ant 2	Ant 1	Ant 2		
11a	6Mbps	2	52		5260	0.06	0.04	17.81	17.64	20.74	23.98		-3.00		26.99	Pass
11a	6Mbps	2	60		5300	0.06	0.04	17.59	17.58	20.60	23.98		-3.00		26.99	Pass
11a	6Mbps	2	64		5320	0.06	0.04	17.45	17.61	20.54	23.98		-3.00		26.99	Pass
HT20	MCS0	2	52		5260	0.00	0.00	17.48	17.40	20.45	23.98		-3.00		26.99	Pass
HT20	MCS0	2	60		5300	0.00	0.00	17.26	17.31	20.30	23.98		-3.00		26.99	Pass
HT20	MCS0	2	64		5320	0.00	0.00	17.09	17.36	20.24	23.98		-3.00		26.99	Pass
HT40	MCS0	2	54		5270	0.00	0.00	17.95	17.82	20.90	23.98		-3.00		26.99	Pass
HT40	MCS0	2	62		5310	0.00	0.00	16.72	16.73	19.74	23.98		-3.00		26.99	Pass
VHT20	MCS0	2	52		5260	0.00	0.00	17.47	17.36	20.43	23.98		-3.00		26.99	Pass
VHT20	MCS0	2	60		5300	0.00	0.00	17.24	17.26	20.26	23.98		-3.00		26.99	Pass
VHT20	MCS0	2	64		5320	0.00	0.00	17.08	17.31	20.21	23.98		-3.00		26.99	Pass
VHT40	MCS0	2	54		5270	0.00	0.00	17.92	17.79	20.87	23.98		-3.00		26.99	Pass
VHT40	MCS0	2	62		5310	0.00	0.00	16.62	16.70	19.67	23.98		-3.00		26.99	Pass
VHT80	MCS0	2	58		5290	0.00	0.00	16.11	15.88	19.01	23.98		-3.00		26.99	Pass
HE20	MCS0	2	52	Full	5260	0.00	0.00	17.48	17.41	20.46	23.98		-3.00		26.99	Pass
				26/0		0.00	0.00	9.90	10.22	13.07	23.98		-3.00		26.99	Pass
				26/4		0.00	0.00	10.88	11.05	13.98	23.98		-3.00		26.99	Pass
				26/8		0.00	0.00	9.83	10.16	13.01	23.98		-3.00		26.99	Pass
			60	Full	5300	0.00	0.00	17.35	17.32	20.35	23.98		-3.00		26.99	Pass
				26/0		0.00	0.00	9.45	9.51	12.49	23.98		-3.00		26.99	Pass
				26/4		0.00	0.00	10.63	10.90	13.78	23.98		-3.00		26.99	Pass
				26/8		0.00	0.00	9.47	9.42	12.46	23.98		-3.00		26.99	Pass
			64	Full	5320	0.00	0.00	17.22	17.36	20.30	23.98		-3.00		26.99	Pass
				26/0		0.00	0.00	9.84	9.83	12.85	23.98		-3.00		26.99	Pass
				26/4		0.00	0.00	10.70	11.02	13.87	23.98		-3.00		26.99	Pass
				26/8		0.00	0.00	9.84	9.74	12.80	23.98		-3.00		26.99	Pass
HE40	MCS0	2	54	Full	5270	0.00	0.00	17.65	17.42	20.55	23.98		-3.00		26.99	Pass
				26/0		0.00	0.00	5.99	6.66	9.35	23.98		-3.00		26.99	Pass
				26/8		0.00	0.00	6.42	7.20	9.84	23.98		-3.00		26.99	Pass
				26/17		0.00	0.00	6.00	6.55	9.29	23.98		-3.00		26.99	Pass
			62	Full	5310	0.00	0.00	17.35	17.38	20.38	23.98		-3.00		26.99	Pass
				26/0		0.00	0.00	6.15	6.60	9.39	23.98		-3.00		26.99	Pass
				26/8		0.00	0.00	6.46	7.15	9.83	23.98		-3.00		26.99	Pass
				26/17		0.00	0.00	6.05	6.40	9.24	23.98		-3.00		26.99	Pass
HE80	MCS0	2	58	Full	5290	0.00	0.00	16.79	16.78	19.80	23.98		-3.00		26.99	Pass
				26/0		0.00	0.00	1.88	2.16	5.03	23.98		-3.00		26.99	Pass
				26/18		0.00	0.00	3.00	3.50	6.27	23.98		-3.00		26.99	Pass
				26/36		0.00	0.00	1.08	1.24	4.17	23.98		-3.00		26.99	Pass

TEST RESULTS DATA
Power Spectral Density

Band II																
Mod.	Data Rate	NTx	CH.	RU Config	Freq. (MHz)	Duty Factor (dB)		Average Power Density (dBm/MHz)			Average PSD Limit (dBm/MHz)		DG (dBi)			Pass /Fail
						Ant 1	Ant 2	Ant 1	Ant 2	SUM	Ant 1	Ant 2	Ant 1	Ant 2		
11a	6Mbps	2	52		5260	0.06	0.04			9.55	11.00		-0.66			Pass
11a	6Mbps	2	60		5300	0.06	0.04			9.23	11.00		-0.66			Pass
11a	6Mbps	2	64		5320	0.06	0.04			9.00	11.00		-0.66			Pass
HT20	MCS0	2	52		5260	0.00	0.00			9.01	11.00		-0.66			Pass
HT20	MCS0	2	60		5300	0.00	0.00			8.63	11.00		-0.66			Pass
HT20	MCS0	2	64		5320	0.00	0.00			8.42	11.00		-0.66			Pass
HT40	MCS0	2	54		5270	0.00	0.00			6.52	11.00		-0.66			Pass
HT40	MCS0	2	62		5310	0.00	0.00			6.11	11.00		-0.66			Pass
VHT80	MCS0	2	58		5290	0.00	0.00			2.03	11.00		-0.66			Pass
HE20	MCS0	2	52	Full	5260	0.10	0.03			8.72	11.00		-0.66			Pass
				26/0		0.10	0.03			8.51	11.00		-0.66			Pass
				26/4		0.10	0.03			8.45	11.00		-0.66			Pass
				26/8		0.10	0.03			8.40	11.00		-0.66			Pass
HE20	MCS0	2	60	Full	5300	0.10	0.03			8.41	11.00		-0.66			Pass
				26/0		0.10	0.03			8.09	11.00		-0.66			Pass
				26/4		0.10	0.03			8.17	11.00		-0.66			Pass
				26/8		0.10	0.03			7.74	11.00		-0.66			Pass
HE20	MCS0	2	64	Full	5320	0.10	0.03			8.26	11.00		-0.66			Pass
				26/0		0.10	0.03			8.04	11.00		-0.66			Pass
				26/4		0.10	0.03			8.10	11.00		-0.66			Pass
				26/8		0.10	0.03			7.83	11.00		-0.66			Pass
HE40	MCS0	2	54	Full	5270	0.12	0.10			6.12	11.00		-0.66			Pass
				26/0		0.12	0.10			5.26	11.00		-0.66			Pass
				26/8		0.12	0.10			5.69	11.00		-0.66			Pass
				26/17		0.12	0.10			5.10	11.00		-0.66			Pass
HE40	MCS0	2	62	Full	5310	0.12	0.10			5.50	11.00		-0.66			Pass
				26/0		0.12	0.10			4.85	11.00		-0.66			Pass
				26/8		0.12	0.10			5.40	11.00		-0.66			Pass
				26/17		0.12	0.10			4.78	11.00		-0.66			Pass
HE80	MCS0	2	58	Full	5290	0.20	0.18			1.83	11.00		-0.66			Pass
				26/0		0.20	0.18			0.73	11.00		-0.66			Pass
				26/18		0.20	0.18			0.94	11.00		-0.66			Pass
				26/36		0.20	0.18			0.28	11.00		-0.66			Pass

TEST RESULTS DATA
26dB and 99% OBW

Band III																
Mod.	Data Rate	NTX	CH.	Freq. (MHz)	99% Bandwidth (MHz)		26 dB Bandwidth (MHz)		IC 99% Bandwidth Power Limit (dBm)		IC 99% Bandwidth EIRP Limit (dBm)		FCC 26dB Bandwidth Power Limit (dBm)		Note
					Ant 1	Ant 2	Ant 1	Ant 2	Ant 1	Ant 2	Ant 1	Ant 2	Ant 1	Ant 2	
11a	6Mbps	2	100	5500	16.38	16.38	21.33	20.58	23.14		29.14		23.98		
11a	6Mbps	2	116	5580	16.38	16.38	20.63	20.38	23.14		29.14		23.98		
11a	6Mbps	2	140	5700	16.38	16.38	20.53	20.13	23.14		29.14		23.98		
11a	6Mbps	2	144	5720	16.38	16.38	20.58	20.68	23.14		29.14		23.98		
HT20	MCS0	2	100	5500	17.48	17.48	21.28	21.93	23.43		29.43		23.98		
HT20	MCS0	2	116	5580	17.48	17.53	21.58	21.33	23.43		29.43		23.98		
HT20	MCS0	2	140	5700	17.48	17.53	21.48	21.33	23.43		29.43		23.98		
HT20	MCS0	2	144	5720	17.48	17.53	21.38	21.38	23.43		29.43		23.98		
HT40	MCS0	2	102	5510	36.06	36.16	41.09	40.37	23.98		30.00		23.98		
HT40	MCS0	2	110	5550	36.06	36.16	40.37	40.19	23.98		30.00		23.98		
HT40	MCS0	2	134	5670	36.06	36.06	40.55	40.55	23.98		30.00		23.98		
HT40	MCS0	2	142	5710	36.06	36.16	40.46	40.37	23.98		30.00		23.98		
VHT80	MCS0	2	106	5530	76.12	76.12	82.32	81.68	23.98		30.00		23.98		
VHT80	MCS0	2	122	5610	76.00	76.00	81.36	81.68	23.98		30.00		23.98		
VHT80	MCS0	2	138	5690	76.00	76.00	82.32	82.16	23.98		30.00		23.98		
HE20	MCS0	2	100	5500	18.88	18.88	22.43	22.53	23.76		29.76		23.98		
HE20	MCS0	2	116	5580	18.83	18.88	22.23	22.58	23.75		29.75		23.98		
HE20	MCS0	2	140	5700	18.83	18.88	22.13	22.58	23.75		29.75		23.98		
HE20	MCS0	2	144	5720	18.88	18.88	22.28	22.58	23.76		29.76		23.98		
HE40	MCS0	2	102	5510	37.76	37.76	41.45	41.18	23.98		30.00		23.98		
HE40	MCS0	2	110	5550	37.76	37.76	41.45	41.27	23.98		30.00		23.98		
HE40	MCS0	2	134	5670	37.76	37.76	41.63	41.27	23.98		30.00		23.98		
HE40	MCS0	2	142	5710	37.76	37.76	41.09	41.54	23.98		30.00		23.98		
HE80	MCS0	2	106	5530	77.68	77.80	82.16	82.16	23.98		30.00		23.98		
HE80	MCS0	2	122	5610	77.68	77.68	82.48	82.00	23.98		30.00		23.98		
HE80	MCS0	2	138	5690	77.68	77.68	82.32	82.00	23.98		30.00		23.98		

TEST RESULTS DATA
Average Power Table

FCC Band III																
Mod.	Data Rate	NTX	CH.	RU Config	Freq. (MHz)	Duty Factor (dB)		Average Conducted Power (dBm)			FCC Conducted Power Limit (dBm)		DG (dBi)		EIRP Power Limit (dBm)	Pass/Fail
						Ant 1	Ant 2	Ant 1	Ant 2	SUM	Ant 1	Ant 2	Ant 1	Ant 2		
11a	6Mbps	2	100		5500	0.06	0.04	17.47	17.76	20.63	23.98		-3.00		26.99	Pass
11a	6Mbps	2	116		5580	0.06	0.04	17.25	17.49	20.38	23.98		-3.00		26.99	Pass
11a	6Mbps	2	140		5700	0.06	0.04	17.06	17.59	20.35	23.98		-3.00		26.99	Pass
11a	6Mbps	2	144		5720	0.06	0.04	17.10	17.58	20.36	23.98		-3.00		26.99	Pass
HT20	MCS0	2	100		5500	0.00	0.00	17.14	17.49	20.33	23.98		-3.00		26.99	Pass
HT20	MCS0	2	116		5580	0.00	0.00	16.94	17.21	20.09	23.98		-3.00		26.99	Pass
HT20	MCS0	2	140		5700	0.00	0.00	16.74	17.32	20.05	23.98		-3.00		26.99	Pass
HT20	MCS0	2	144		5720	0.00	0.00	16.73	17.30	20.03	23.98		-3.00		26.99	Pass
HT40	MCS0	2	102		5510	0.00	0.00	17.96	17.97	20.98	23.98		-3.00		26.99	Pass
HT40	MCS0	2	110		5550	0.00	0.00	17.36	17.69	20.54	23.98		-3.00		26.99	Pass
HT40	MCS0	2	134		5670	0.00	0.00	17.52	17.71	20.63	23.98		-3.00		26.99	Pass
HT40	MCS0	2	142		5710	0.00	0.00	17.34	17.64	20.50	23.98		-3.00		26.99	Pass
VHT20	MCS0	2	100		5500	0.00	0.00	17.10	17.48	20.30	23.98		-3.00		26.99	Pass
VHT20	MCS0	2	116		5580	0.00	0.00	16.91	17.18	20.06	23.98		-3.00		26.99	Pass
VHT20	MCS0	2	140		5700	0.00	0.00	16.70	17.31	20.03	23.98		-3.00		26.99	Pass
VHT20	MCS0	2	144		5720	0.00	0.00	16.71	17.28	20.01	23.98		-3.00		26.99	Pass
VHT40	MCS0	2	102		5510	0.00	0.00	17.63	17.88	20.77	23.98		-3.00		26.99	Pass
VHT40	MCS0	2	110		5550	0.00	0.00	17.35	17.68	20.53	23.98		-3.00		26.99	Pass
VHT40	MCS0	2	134		5670	0.00	0.00	17.50	17.70	20.61	23.98		-3.00		26.99	Pass
VHT40	MCS0	2	142		5710	0.00	0.00	17.30	17.63	20.48	23.98		-3.00		26.99	Pass
VHT80	MCS0	2	106		5530	0.00	0.00	16.60	16.68	19.65	23.98		-3.00		26.99	Pass
VHT80	MCS0	2	122		5610	0.00	0.00	16.65	16.90	19.79	23.98		-3.00		26.99	Pass
VHT80	MCS0	2	138		5690	0.00	0.00	16.47	16.68	19.59	23.98		-3.00		26.99	Pass
HE20	MCS0	2	100	Full	5500	0.00	0.00	17.23	17.51	20.38	23.98		-3.00		26.99	Pass
				26/0		0.00	0.00	9.62	9.77	12.71	23.98		-3.00		26.99	Pass
				26/4		0.00	0.00	10.30	10.60	13.46	23.98		-3.00		26.99	Pass
				26/8		0.00	0.00	9.70	9.76	12.74	23.98		-3.00		26.99	Pass
			116	Full	5580	0.00	0.00	17.01	17.23	20.13	23.98		-3.00		26.99	Pass
				26/0		0.00	0.00	9.32	9.56	12.45	23.98		-3.00		26.99	Pass
				26/4		0.00	0.00	10.40	10.63	13.53	23.98		-3.00		26.99	Pass
				26/8		0.00	0.00	9.42	9.63	12.54	23.98		-3.00		26.99	Pass
			140	Full	5700	0.00	0.00	16.85	17.35	20.12	23.98		-3.00		26.99	Pass
				26/0		0.00	0.00	9.45	9.62	12.55	23.98		-3.00		26.99	Pass
				26/4		0.00	0.00	10.50	10.55	13.54	23.98		-3.00		26.99	Pass
				26/8		0.00	0.00	9.43	9.61	12.53	23.98		-3.00		26.99	Pass
			144	Full	5720	0.00	0.00	16.91	17.32	20.13	23.98		-3.00		26.99	Pass
				26/0		0.00	0.00	8.95	9.00	11.99	23.98		-3.00		26.99	Pass
				26/4		0.00	0.00	10.42	9.93	13.19	23.98		-3.00		26.99	Pass
				26/8		0.00	0.00	9.00	9.08	12.05	23.98		-3.00		26.99	Pass
HE40	MCS0	2	102	Full	5510	0.00	0.00	17.31	17.50	20.42	23.98		-3.00		26.99	Pass
				26/0		0.00	0.00	5.58	6.43	9.04	23.98		-3.00		26.99	Pass
				26/8		0.00	0.00	5.95	7.10	9.57	23.98		-3.00		26.99	Pass
				26/17		0.00	0.00	6.61	6.53	9.58	23.98		-3.00		26.99	Pass
			110	Full	5550	0.00	0.00	17.02	17.30	20.17	23.98		-3.00		26.99	Pass
				26/0		0.00	0.00	5.45	6.18	8.84	23.98		-3.00		26.99	Pass
				26/8		0.00	0.00	5.91	6.90	9.44	23.98		-3.00		26.99	Pass
				26/17		0.00	0.00	5.62	6.42	9.05	23.98		-3.00		26.99	Pass
			134	Full	5670	0.00	0.00	17.00	17.33	20.18	23.98		-3.00		26.99	Pass
				26/0		0.00	0.00	5.92	6.57	9.27	23.98		-3.00		26.99	Pass
				26/8		0.00	0.00	6.35	7.25	9.83	23.98		-3.00		26.99	Pass
				26/17		0.00	0.00	5.88	6.66	9.30	23.98		-3.00		26.99	Pass
			142	Full	5710	0.00	0.00	17.03	17.30	20.18	23.98		-3.00		26.99	Pass
				26/0		0.00	0.00	5.86	6.78	9.35	23.98		-3.00		26.99	Pass
				26/8		0.00	0.00	6.26	7.41	9.88	23.98		-3.00		26.99	Pass
				26/17		0.00	0.00	5.92	6.84	9.41	23.98		-3.00		26.99	Pass
HE80	MCS0	2	106	Full	5530	0.00	0.00	16.45	16.55	19.51	23.98		-3.00		26.99	Pass
				26/0		0.00	0.00	3.25	3.23	6.25	23.98		-3.00		26.99	Pass
				26/18		0.00	0.00	3.58	3.92	6.76	23.98		-3.00		26.99	Pass
				26/36		0.00	0.00	2.46	2.67	5.58	23.98		-3.00		26.99	Pass
			122	Full	5610	0.00	0.00	16.51	16.78	19.66	23.98		-3.00		26.99	Pass
				26/0		0.00	0.00	2.28	2.44	5.37	23.98		-3.00		26.99	Pass
				26/18		0.00	0.00	2.78	3.29	6.05	23.98		-3.00		26.99	Pass
				26/36		0.00	0.00	2.90	3.12	6.02	23.98		-3.00		26.99	Pass
			138	Full	5690	0.00	0.00	16.35	16.55	19.46	23.98		-3.00		26.99	Pass
				26/0		0.00	0.00	2.98	2.92	5.96	23.98		-3.00		26.99	Pass
				26/18		0.00	0.00	4.16	4.55	7.37	23.98		-3.00		26.99	Pass
				26/36		0.00	0.00	3.08	3.15	6.13	23.98		-3.00		26.99	Pass

TEST RESULTS DATA
Power Spectral Density

Band III																
Mod.	Data Rate	NTX	CH.	RU Config	Freq. (MHz)	Duty Factor (dB)		Average Power Density (dBm/MHz)			Average PSD Limit (dBm/MHz)		DG (dBi)			Pass /Fail
						Ant 1	Ant 2	Ant 1	Ant 2	SUM	Ant 1	Ant 2	Ant 1	Ant 2		
11a	6Mbps	2	100		5500	0.06	0.04			9.21	11.00		0.01			Pass
11a	6Mbps	2	116		5580	0.06	0.04			8.93	11.00		0.01			Pass
11a	6Mbps	2	140		5700	0.06	0.04			9.21	11.00		0.01			Pass
11a	6Mbps	2	144		5720	0.06	0.04			9.41	11.00		0.01			Pass
HT20	MCS0	2	100		5500	0.00	0.00			8.33	11.00		0.01			Pass
HT20	MCS0	2	116		5580	0.00	0.00			8.12	11.00		0.01			Pass
HT20	MCS0	2	140		5700	0.00	0.00			8.50	11.00		0.01			Pass
HT20	MCS0	2	144		5720	0.00	0.00			8.49	11.00		0.01			Pass
HT40	MCS0	2	102		5510	0.00	0.00			5.88	11.00		0.01			Pass
HT40	MCS0	2	110		5550	0.00	0.00			5.78	11.00		0.01			Pass
HT40	MCS0	2	134		5670	0.00	0.00			6.16	11.00		0.01			Pass
HT40	MCS0	2	142		5710	0.00	0.00			6.12	11.00		0.01			Pass
VHT80	MCS0	2	106		5530	0.00	0.00			1.45	11.00		0.01			Pass
VHT80	MCS0	2	122		5610	0.00	0.00			1.62	11.00		0.01			Pass
VHT80	MCS0	2	138		5690	0.00	0.00			1.78	11.00		0.01			Pass
HE20	MCS0	2	100	Full	5500	0.10	0.03			8.22	11.00		0.01			Pass
				26/0		0.10	0.03			7.84	11.00		0.01			Pass
				26/4		0.10	0.03			7.69	11.00		0.01			Pass
				26/8		0.10	0.03			7.83	11.00		0.01			Pass
HE20	MCS0	2	116	Full	5580	0.10	0.03			8.01	11.00		0.01			Pass
				26/0		0.10	0.03			7.57	11.00		0.01			Pass
				26/4		0.10	0.03			7.89	11.00		0.01			Pass
				26/8		0.10	0.03			7.65	11.00		0.01			Pass
HE20	MCS0	2	140	Full	5700	0.10	0.03			8.32	11.00		0.01			Pass
				26/0		0.10	0.03			7.77	11.00		0.01			Pass
				26/4		0.10	0.03			7.75	11.00		0.01			Pass
				26/8		0.10	0.03			7.75	11.00		0.01			Pass
HE20	MCS0	2	144	Full	5720	0.10	0.03			8.30	11.00		0.01			Pass
				26/0		0.10	0.03			7.51	11.00		0.01			Pass
				26/4		0.10	0.03			7.79	11.00		0.01			Pass
				26/8		0.10	0.03			7.38	11.00		0.01			Pass
HE40	MCS0	2	102	Full	5510	0.12	0.10			5.23	11.00		0.01			Pass
				26/0		0.12	0.10			4.30	11.00		0.01			Pass
				26/8		0.12	0.10			5.03	11.00		0.01			Pass
				26/17		0.12	0.10			4.77	11.00		0.01			Pass
HE40	MCS0	2	110	Full	5550	0.12	0.10			5.08	11.00		0.01			Pass
				26/0		0.12	0.10			4.41	11.00		0.01			Pass
				26/8		0.12	0.10			4.88	11.00		0.01			Pass
				26/17		0.12	0.10			4.32	11.00		0.01			Pass
HE40	MCS0	2	134	Full	5670	0.12	0.10			5.52	11.00		0.01			Pass
				26/0		0.12	0.10			4.65	11.00		0.01			Pass
				26/8		0.12	0.10			4.98	11.00		0.01			Pass
				26/17		0.12	0.10			5.10	11.00		0.01			Pass
HE40	MCS0	2	142	Full	5710	0.12	0.10			5.46	11.00		0.01			Pass
				26/0		0.12	0.10			4.77	11.00		0.01			Pass
				26/8		0.12	0.10			5.38	11.00		0.01			Pass
				26/17		0.12	0.10			4.81	11.00		0.01			Pass
HE80	MCS0	2	106	Full	5530	0.20	0.18			1.41	11.00		0.01			Pass
				26/0		0.20	0.18			1.24	11.00		0.01			Pass
				26/18		0.20	0.18			1.36	11.00		0.01			Pass
				26/36		0.20	0.18			1.10	11.00		0.01			Pass
HE80	MCS0	2	122	Full	5610	0.20	0.18			1.47	11.00		0.01			Pass
				26/0		0.20	0.18			0.98	11.00		0.01			Pass
				26/18		0.20	0.18			0.21	11.00		0.01			Pass
				26/36		0.20	0.18			0.36	11.00		0.01			Pass
HE80	MCS0	2	138	Full	5690	0.20	0.18			1.74	11.00		0.01			Pass
				26/0		0.20	0.18			1.31	11.00		0.01			Pass
				26/18		0.20	0.18			1.72	11.00		0.01			Pass
				26/36		0.20	0.18			1.42	11.00		0.01			Pass

Appendix B. AC Conducted Emission Test Results

Test Engineer :	Doom Wu	**Temperature :**	22~25℃
		Relative Humidity :	50~55%
Test Voltage :	120Vac / 60Hz	**Phase :**	Line

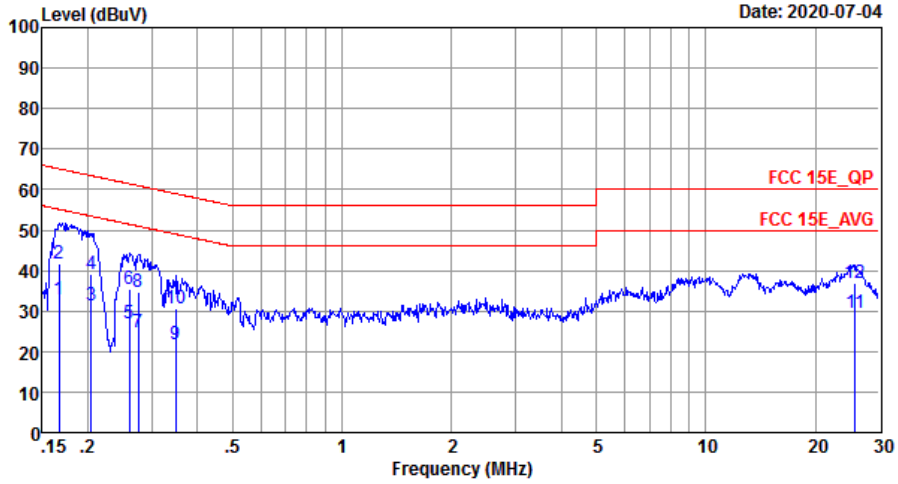

Site : CO01-SZ
Condition: FCC 15E_QP LISN_20200719_L LINE

		Freq	Level	Over Limit	Limit Line	Read Level	LISN Factor	Cable Loss	Remark
		MHz	dBuV	dB	dBuV	dBuV	dB	dB	
1		0.17	32.84	-22.28	55.12	22.80	0.03	10.01	Average
2		0.17	41.64	-23.48	65.12	31.60	0.03	10.01	QP
3		0.20	31.54	-21.91	53.45	21.50	0.03	10.01	Average
4		0.20	38.94	-24.51	63.45	28.90	0.03	10.01	QP
5		0.26	26.94	-24.48	51.42	16.90	0.03	10.01	Average
6		0.26	35.44	-25.98	61.42	25.40	0.03	10.01	QP
7		0.28	24.64	-26.30	50.94	14.60	0.03	10.01	Average
8		0.28	34.74	-26.20	60.94	24.70	0.03	10.01	QP
9		0.35	21.94	-27.06	49.00	11.90	0.03	10.01	Average
10		0.35	30.54	-28.46	59.00	20.50	0.03	10.01	QP
11	*	25.73	29.62	-20.38	50.00	17.90	1.37	10.35	Average
12		25.73	37.02	-22.98	60.00	25.30	1.37	10.35	QP

Test Engineer :	Doom Wu	**Temperature :**	22~25℃
		Relative Humidity :	50~55%
Test Voltage :	120Vac / 60Hz	**Phase :**	Neutral

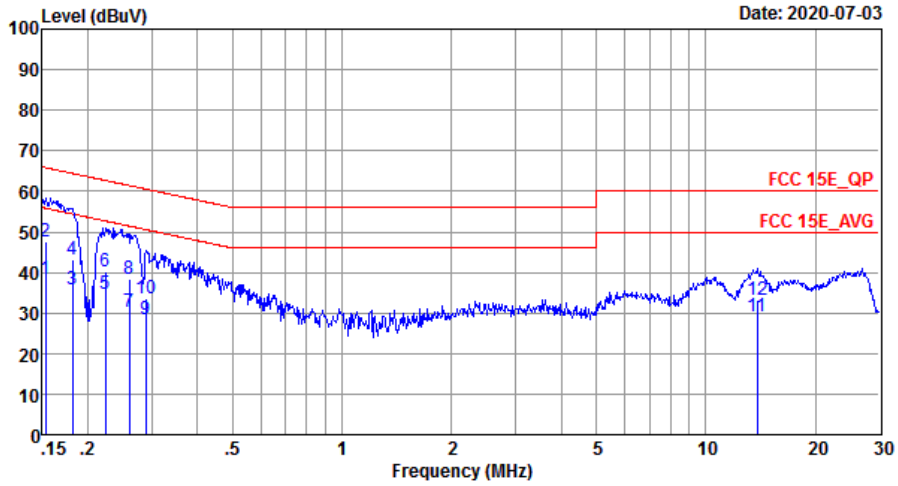

Site : CO01-SZ
Condition: FCC 15E_QP LISN_20200719_N NEUTRAL

		Freq	Level	Over Limit	Limit Line	Read Level	LISN Factor	Cable Loss	Remark
		MHz	dBuV	dB	dBuV	dBuV	dB	dB	
1	*	0.15	38.44	-17.38	55.82	28.40	0.03	10.01	Average
2		0.15	47.64	-18.18	65.82	37.60	0.03	10.01	QP
3		0.18	35.84	-18.58	54.42	25.80	0.03	10.01	Average
4		0.18	43.14	-21.28	64.42	33.10	0.03	10.01	QP
5		0.22	34.74	-17.96	52.70	24.70	0.03	10.01	Average
6		0.22	40.34	-22.36	62.70	30.30	0.03	10.01	QP
7		0.26	30.14	-21.28	51.42	20.10	0.03	10.01	Average
8		0.26	38.54	-22.88	61.42	28.50	0.03	10.01	QP
9		0.29	28.34	-22.20	50.54	18.30	0.03	10.01	Average
10		0.29	33.74	-26.80	60.54	23.70	0.03	10.01	QP
11		13.84	29.18	-20.82	50.00	18.60	0.30	10.28	Average
12		13.84	33.28	-26.72	60.00	22.70	0.30	10.28	QP

Note:

1. Level(dBμV) = Read Level(dBμV) + LISN Factor(dB) + Cable Loss(dB)
2. Over Limit(dB) = Level(dBμV) – Limit Line(dBμV)

Appendix C. Radiated Spurious Emission

Band 1 - 5150~5250MHz

WIFI 802.11a (Band Edge @ 3m)

WIFI Ant.	Note	Frequency	Level	Over Limit	Limit Line	Read Level	Antenna Factor	Cable Loss	Preamp Factor	Ant Pos	Table Pos	Peak Avg.	Pol.
1+2		(MHz)	(dBμV/m)	(dB)	(dBμV/m)	(dBμV)	(dB/m)	(dB)	(dB)	(cm)	(deg)	(P/A)	(H/V)
802.11a CH 36 5180MHz		5147.94	54.67	-19.33	74	41.68	32	10.63	29.64	148	43	P	H
		5147.68	44.08	-9.92	54	31.09	32	10.63	29.64	148	43	A	H
		5180	113.19	-	-	100.29	31.88	10.65	29.63	148	43	P	H
		5180	107.26	-	-	94.36	31.88	10.65	29.63	148	43	A	H
		5086.84	52.37	-21.63	74	39.42	32.02	10.6	29.67	100	348	P	V
		5148.72	42.93	-11.07	54	29.94	32	10.63	29.64	100	348	A	V
		5180	108.14	-	-	95.24	31.88	10.65	29.63	100	348	P	V
		5180	102.78	-	-	89.88	31.88	10.65	29.63	100	348	A	V
802.11a CH 44 5220MHz		5082.16	52.85	-21.15	74	39.94	31.99	10.59	29.67	174	43	P	H
		5068.64	43.37	-10.63	54	30.54	31.91	10.59	29.67	174	43	A	H
		5220	113.93	-	-	101.19	31.68	10.67	29.61	174	43	P	H
		5220	108.29	-	-	95.55	31.68	10.67	29.61	174	43	A	H
		5397.84	50.42	-23.58	74	37.61	31.59	10.76	29.54	174	43	P	H
		5352	41.46	-12.54	54	28.97	31.31	10.74	29.56	174	43	A	H
		5055.12	52.63	-21.37	74	39.9	31.83	10.58	29.68	100	351	P	V
		5065	42.9	-11.1	54	30.09	31.89	10.59	29.67	100	351	A	V
		5220	108.9	-	-	96.16	31.68	10.67	29.61	100	351	P	V
		5220	102.88	-	-	90.14	31.68	10.67	29.61	100	351	A	V
		5407.44	50.28	-23.72	74	37.44	31.61	10.77	29.54	100	351	P	V
		5455.2	40.97	-13.03	54	27.96	31.73	10.8	29.52	100	351	A	V

802.11a CH 48 5240MHz		5099.58	51.7	-22.3	74	38.66	32.1	10.6	29.66	170	42	P	H
		5089.7	43.3	-10.7	54	30.32	32.04	10.6	29.66	170	42	A	H
		5240	112.09	-	-	99.45	31.56	10.68	29.6	170	42	P	H
		5240	106.75	-	-	94.11	31.56	10.68	29.6	170	42	A	H
		5397.84	51.27	-22.73	74	38.46	31.59	10.76	29.54	170	42	P	H
		5391.6	41.59	-12.41	54	28.82	31.55	10.76	29.54	170	42	A	H
		5080.6	51.91	-22.09	74	39.01	31.98	10.59	29.67	100	349	P	V
		5085.28	42.84	-11.16	54	29.9	32.01	10.6	29.67	100	349	A	V
		5240	108.48	-	-	95.84	31.56	10.68	29.6	100	349	P	V
		5240	102.11	-	-	89.47	31.56	10.68	29.6	100	349	A	V
		5351.28	51.2	-22.8	74	38.71	31.31	10.74	29.56	100	349	P	V
		5459.76	41.01	-12.99	54	27.97	31.76	10.8	29.52	100	349	A	V
Remark	1. No other spurious found. 2. All results are PASS against Peak and Average limit line.												

Band 1 5150~5250MHz

WIFI 802.11a (Harmonic @ 3m)

WIFI Ant. 1+2	Note	Frequency (MHz)	Level (dBμV/m)	Over Limit (dB)	Limit Line (dBμV/m)	Read Level (dBμV)	Antenna Factor (dB/m)	Cable Loss (dB)	Preamp Factor (dB)	Ant Pos (cm)	Table Pos (deg)	Peak Avg. (P/A)	Pol. (H/V)
802.11a CH 36 5180MHz		10360	48.78	-19.52	68.3	45.23	39.65	12.5	48.6	152	260	P	H
		15540	46.18	-27.82	74	44.47	38.58	14.16	51.03	189	238	P	H
		10360	48.17	-20.13	68.3	44.62	39.65	12.5	48.6	152	260	P	V
		15540	46.99	-27.01	74	45.28	38.58	14.16	51.03	189	238	P	V
802.11a CH 44 5220MHz		10440	49.96	-18.34	68.3	46.25	39.79	12.4	48.48	150	230	P	H
		15660	46.52	-27.48	74	44.9	38.22	14.53	51.13	160	225	P	H
		10440	49.99	-18.31	68.3	46.28	39.79	12.4	48.48	150	230	P	V
		15660	46.64	-27.36	74	45.02	38.22	14.53	51.13	160	225	P	V
802.11a CH 48 5240MHz		10480	48.92	-19.38	68.3	27.81	39.86	12.35	31.1	160	360	P	H
		15720	46.03	-27.97	74	44.45	38.04	14.72	51.18	198	226	P	H
		10480	49.97	-18.33	68.3	46.19	39.86	12.35	48.43	189	12	P	V
		15720	47.08	-26.92	74	45.5	38.04	14.72	51.18	198	226	P	V
Remark	1. No other spurious found. 2. All results are PASS against Peak and Average limit line.												

Band 1 5150~5250MHz

WIFI 802.11n HT20 (Band Edge @ 3m)

WIFI Ant. 1+2	Note	Frequency (MHz)	Level (dBμV/m)	Over Limit (dB)	Limit Line (dBμV/m)	Read Level (dBμV)	Antenna Factor (dB/m)	Cable Loss (dB)	Preamp Factor (dB)	Ant Pos (cm)	Table Pos (deg)	Peak Avg. (P/A)	Pol. (H/V)
802.11n HT20 CH 36 5180MHz		5146.64	52.5	-21.5	74	39.5	32.01	10.63	29.64	146	39	P	H
		5147.68	43.95	-10.05	54	30.96	32	10.63	29.64	146	39	A	H
		5180	112.74	-	-	99.84	31.88	10.65	29.63	146	39	P	H
		5180	106.31	-	-	93.41	31.88	10.65	29.63	146	39	A	H
		5136.24	52.22	-21.78	74	39.22	32.03	10.62	29.65	100	357	P	V
		5146.38	42.97	-11.03	54	29.97	32.01	10.63	29.64	100	357	A	V
		5180	109.57	-	-	96.67	31.88	10.65	29.63	100	357	P	V
		5180	103.92	-	-	91.02	31.88	10.65	29.63	100	357	A	V
802.11n HT20 CH 44 5220MHz		5085.02	52.86	-21.14	74	39.92	32.01	10.6	29.67	177	41	P	H
		5063.18	43.39	-10.61	54	30.6	31.88	10.58	29.67	177	41	A	H
		5220	112.48	-	-	99.74	31.68	10.67	29.61	177	41	P	H
		5220	105.73	-	-	92.99	31.68	10.67	29.61	177	41	A	H
		5375.52	51.86	-22.14	74	39.21	31.45	10.75	29.55	177	41	P	H
		5373.12	41.61	-12.39	54	28.97	31.44	10.75	29.55	177	41	A	H
		5118.82	52.45	-21.55	74	39.43	32.06	10.61	29.65	100	353	P	V
		5064.74	42.96	-11.04	54	30.16	31.89	10.58	29.67	100	353	A	V
		5220	108.59	-	-	95.85	31.68	10.67	29.61	100	353	P	V
		5220	102.69	-	-	89.95	31.68	10.67	29.61	100	353	A	V
		5358	50.01	-23.99	74	37.48	31.35	10.74	29.56	100	353	P	V
		5450	41.01	-12.99	54	28.04	31.7	10.79	29.52	100	353	A	V

802.11n HT20 CH 48 5240MHz		5099.84	53.8	-20.2	74	40.76	32.1	10.6	29.66	174	40	P	H
		5081.9	43.37	-10.63	54	30.46	31.99	10.59	29.67	174	40	A	H
		5240	113.06	-	-	100.42	31.56	10.68	29.6	174	40	P	H
		5240	106.92	-	-	94.28	31.56	10.68	29.6	174	40	A	H
		5358.24	49.99	-24.01	74	37.46	31.35	10.74	29.56	174	40	P	H
		5389.68	41.56	-12.44	54	28.8	31.54	10.76	29.54	174	40	A	H
		5117.78	52.53	-21.47	74	39.51	32.06	10.61	29.65	100	348	P	V
		5084.5	42.72	-11.28	54	29.78	32.01	10.6	29.67	100	348	A	V
		5240	108.35	-	-	95.71	31.56	10.68	29.6	100	348	P	V
		5240	102.73	-	-	90.09	31.56	10.68	29.6	100	348	A	V
		5451.36	49.72	-24.28	74	36.74	31.71	10.79	29.52	100	348	P	V
		5459.76	40.91	-13.09	54	27.87	31.76	10.8	29.52	100	348	A	V
Remark	1. No other spurious found. 2. All results are PASS against Peak and Average limit line.												

Band 1 5150~5250MHz

WIFI 802.11n HT20 (Harmonic @ 3m)

WIFI Ant. 1+2	Note	Frequency (MHz)	Level (dBμV/m)	Over Limit (dB)	Limit Line (dBμV/m)	Read Level (dBμV)	Antenna Factor (dB/m)	Cable Loss (dB)	Preamp Factor (dB)	Ant Pos (cm)	Table Pos (deg)	Peak Avg. (P/A)	Pol. (H/V)
802.11n		10360	50.56	-17.74	68.3	47.01	39.65	12.5	48.6	152	260	P	H
HT20		15540	48.49	-25.51	74	46.78	38.58	14.16	51.03	189	238	P	H
CH 36		10360	48.35	-19.95	68.3	44.8	39.65	12.5	48.6	152	260	P	V
5180MHz		15540	47.64	-26.36	74	45.93	38.58	14.16	51.03	189	238	P	V
802.11n		10440	50.96	-17.34	68.3	47.25	39.79	12.4	48.48	150	230	P	H
HT20		15660	48.24	-25.76	74	46.62	38.22	14.53	51.13	160	225	P	H
CH 44		10440	48.93	-19.37	68.3	45.22	39.79	12.4	48.48	150	230	P	V
5220MHz		15660	48.02	-25.98	74	46.4	38.22	14.53	51.13	160	225	P	V
802.11n		10480	50.13	-18.17	68.3	46.35	39.86	12.35	48.43	189	12	P	H
HT20		15720	47.51	-26.49	74	45.93	38.04	14.72	51.18	198	226	P	H
CH 48		10480	48.37	-19.93	68.3	44.59	39.86	12.35	48.43	189	12	P	V
5240MHz		15720	47.35	-26.65	74	45.77	38.04	14.72	51.18	198	226	P	V
Remark	1. No other spurious found. 2. All results are PASS against Peak and Average limit line.												

Band 1 5150~5250MHz

WIFI 802.11n HT40 (Band Edge @ 3m)

WIFI Ant. 1+2	Note	Frequency (MHz)	Level (dBμV/m)	Over Limit (dB)	Limit Line (dBμV/m)	Read Level (dBμV)	Antenna Factor (dB/m)	Cable Loss (dB)	Preamp Factor (dB)	Ant Pos (cm)	Table Pos (deg)	Peak Avg. (P/A)	Pol. (H/V)
802.11n HT40 CH 38 5190MHz		5149.5	58.87	-15.13	74	45.88	32	10.63	29.64	163	40	P	H
		5147.94	50.79	-3.21	54	37.8	32	10.63	29.64	163	40	A	H
		5190	110.71	-	-	97.84	31.84	10.65	29.62	163	40	P	H
		5190	104.26	-	-	91.39	31.84	10.65	29.62	163	40	A	H
		5377.68	49.82	-24.18	74	37.15	31.47	10.75	29.55	163	40	P	H
		5350	41.28	-12.72	54	28.8	31.3	10.74	29.56	163	40	A	H
		5149.5	55.61	-18.39	74	42.62	32	10.63	29.64	100	348	P	V
		5148.72	47.43	-6.57	54	34.44	32	10.63	29.64	100	348	A	V
		5190	105.37	-	-	92.5	31.84	10.65	29.62	100	348	P	V
		5190	99.53	-	-	86.66	31.84	10.65	29.62	100	348	A	V
		5394.48	49.47	-24.53	74	36.68	31.57	10.76	29.54	100	348	P	V
		5450	40.75	-13.25	54	27.78	31.7	10.79	29.52	100	348	A	V
802.11n HT40 CH 46 5230MHz		5057.46	52.52	-21.48	74	39.78	31.84	10.58	29.68	170	50	P	H
		5081.38	43.39	-10.61	54	30.48	31.99	10.59	29.67	170	50	A	H
		5230	109.77	-	-	97.09	31.62	10.67	29.61	170	50	P	H
		5230	104.1	-	-	91.42	31.62	10.67	29.61	170	50	A	H
		5371.44	50.83	-23.17	74	38.2	31.43	10.75	29.55	170	50	P	H
		5389.68	41.72	-12.28	54	28.96	31.54	10.76	29.54	170	50	A	H
		5092.3	51.9	-22.1	74	38.91	32.05	10.6	29.66	100	350	P	V
		5100.36	42.89	-11.11	54	29.85	32.1	10.6	29.66	100	350	A	V
		5230	106.47	-	-	93.79	31.62	10.67	29.61	100	350	P	V
		5230	99.64	-	-	86.96	31.62	10.67	29.61	100	350	A	V
		5372.4	49.87	-24.13	74	37.24	31.43	10.75	29.55	100	350	P	V
		5450	40.95	-13.05	54	27.98	31.7	10.79	29.52	100	350	A	V
Remark	1. No other spurious found. 2. All results are PASS against Peak and Average limit line.												

Band 1 5150~5250MHz

WIFI 802.11n HT40 (Harmonic @ 3m)

WIFI Ant. 1+2	Note	Frequency (MHz)	Level (dBμV/m)	Over Limit (dB)	Limit Line (dBμV/m)	Read Level (dBμV)	Antenna Factor (dB/m)	Cable Loss (dB)	Preamp Factor (dB)	Ant Pos (cm)	Table Pos (deg)	Peak Avg. (P/A)	Pol. (H/V)
802.11n		10380	48.42	-19.88	68.3	44.83	39.68	12.48	48.57	150	360	P	H
HT40		15570	47.91	-26.09	74	46.22	38.49	14.26	51.06	155	360	P	H
CH 38		10380	50.42	-17.88	68.3	46.83	39.68	12.48	48.57	150	360	P	V
5190MHz		15570	47.73	-26.27	74	46.04	38.49	14.26	51.06	155	360	P	V
802.11n		10460	50.22	-18.08	68.3	46.47	39.83	12.38	48.46	150	360	P	H
HT40		15690	48.14	-25.86	74	46.53	38.13	14.63	51.15	150	225	P	H
CH 46		10460	50.98	-17.32	68.3	47.23	39.83	12.38	48.46	150	360	P	V
5230MHz		15690	48.12	-25.88	74	46.51	38.13	14.63	51.15	150	225	P	V
Remark	1. No other spurious found. 2. All results are PASS against Peak and Average limit line.												

Band 1 5150~5250MHz

WIFI 802.11ac VHT80 (Band Edge @ 3m)

WIFI Ant. 1+2	Note	Frequency (MHz)	Level (dBμV/m)	Over Limit (dB)	Limit Line (dBμV/m)	Read Level (dBμV)	Antenna Factor (dB/m)	Cable Loss (dB)	Preamp Factor (dB)	Ant Pos (cm)	Table Pos (deg)	Peak Avg. (P/A)	Pol. (H/V)
802.11ac VHT80 CH 42 5210MHz		5149.5	60.23	-13.77	74	47.24	32	10.63	29.64	159	48	P	H
		5150	50.14	-3.86	54	37.15	32	10.63	29.64	159	48	A	H
		5210	105.19	-	-	92.41	31.74	10.66	29.62	159	48	P	H
		5210	100.31	-	-	87.53	31.74	10.66	29.62	159	48	A	H
		5353.44	50.45	-23.55	74	37.95	31.32	10.74	29.56	159	48	P	H
		5351.76	41.43	-12.57	54	28.94	31.31	10.74	29.56	159	48	A	H
		5143.78	55.68	-18.32	74	42.68	32.01	10.63	29.64	168	345	P	V
		5150	46.93	-7.07	54	33.94	32	10.63	29.64	168	345	A	V
		5210	100.43	-	-	87.65	31.74	10.66	29.62	168	345	P	V
		5210	94.15	-	-	81.37	31.74	10.66	29.62	168	345	A	V
		5362.32	49.64	-24.36	74	37.08	31.37	10.75	29.56	168	345	P	V
		5458.56	40.88	-13.12	54	27.85	31.75	10.8	29.52	168	345	A	V
Remark	1. No other spurious found. 2. All results are PASS against Peak and Average limit line.												

Band 1 5150~5250MHz

WIFI 802.11ac VHT80 (Harmonic @ 3m)

WIFI Ant. 1+2	Note	Frequency (MHz)	Level (dBμV/m)	Over Limit (dB)	Limit Line (dBμV/m)	Read Level (dBμV)	Antenna Factor (dB/m)	Cable Loss (dB)	Preamp Factor (dB)	Ant Pos (cm)	Table Pos (deg)	Peak Avg. (P/A)	Pol. (H/V)
802.11ac VHT80 CH 42 5210MHz		10420	47.8	-20.5	68.3	44.12	39.76	12.43	48.51	150	360	P	H
		15630	48.36	-25.64	74	46.71	38.31	14.44	51.1	155	360	P	H
		10420	46.47	-21.83	68.3	42.79	39.76	12.43	48.51	150	360	P	V
		15630	47.76	-26.24	74	46.11	38.31	14.44	51.1	155	360	P	V
Remark	1. No other spurious found. 2. All results are PASS against Peak and Average limit line.												

Band 2 - 5250~5350MHz

WIFI 802.11a (Band Edge @ 3m)

WIFI Ant. 1+2	Note	Frequency (MHz)	Level (dBμV/m)	Over Limit (dB)	Limit Line (dBμV/m)	Read Level (dBμV)	Antenna Factor (dB/m)	Cable Loss (dB)	Preamp Factor (dB)	Ant Pos (cm)	Table Pos (deg)	Peak Avg. (P/A)	Pol. (H/V)
802.11a CH 52 5260MHz		5065.78	52.22	-21.78	74	39.41	31.89	10.59	29.67	166	36	P	H
		5114.14	43.27	-10.73	54	30.24	32.07	10.61	29.65	166	36	A	H
		5260	113.64	-	-	101.05	31.5	10.69	29.6	166	36	P	H
		5260	108.93	-	-	96.34	31.5	10.69	29.6	166	36	A	H
		5408.16	50.43	-23.57	74	37.58	31.62	10.77	29.54	166	36	P	H
		5458.8	41.46	-12.54	54	28.43	31.75	10.8	29.52	166	36	A	H
		5069.94	52.32	-21.68	74	39.48	31.92	10.59	29.67	100	349	P	V
		5100.1	42.8	-11.2	54	29.76	32.1	10.6	29.66	100	349	A	V
		5260	108.75	-	-	96.16	31.5	10.69	29.6	100	349	P	V
		5260	102.7	-	-	90.11	31.5	10.69	29.6	100	349	A	V
		5386.08	49.66	-24.34	74	36.93	31.52	10.76	29.55	100	349	P	V
		5458.32	41.08	-12.92	54	28.05	31.75	10.8	29.52	100	349	A	V
802.11a CH 60 5300MHz		5099.4	52	-22	74	38.96	32.1	10.6	29.66	160	35	P	H
		5143.85	43.11	-10.89	54	30.11	32.01	10.63	29.64	160	35	A	H
		5300	112.42	-	-	99.79	31.5	10.71	29.58	160	35	P	H
		5300	106.87	-	-	94.24	31.5	10.71	29.58	160	35	A	H
		5425.68	49.66	-24.34	74	36.76	31.65	10.78	29.53	160	35	P	H
		5450	41.71	-12.29	54	28.74	31.7	10.79	29.52	160	35	A	H
		5134.75	52.18	-21.82	74	39.18	32.03	10.62	29.65	100	349	P	V
		5101.15	42.7	-11.3	54	29.66	32.1	10.6	29.66	100	349	A	V
		5300	108.29	-	-	95.66	31.5	10.71	29.58	100	349	P	V
		5300	102.27	-	-	89.64	31.5	10.71	29.58	100	349	A	V
		5457.84	49.45	-24.55	74	36.42	31.75	10.8	29.52	100	349	P	V
		5458.32	41.14	-12.86	54	28.11	31.75	10.8	29.52	100	349	A	V

802.11a CH 64 5320MHz		5320	113.32	-	-	100.75	31.42	10.72	29.57	174	41	P	H
		5320	107.44	-	-	94.87	31.42	10.72	29.57	174	41	A	H
		5353.6	50.43	-23.57	74	37.93	31.32	10.74	29.56	174	41	P	H
		5459.2	41.74	-12.26	54	28.7	31.76	10.8	29.52	174	41	A	H
		5320	108.67	-	-	96.1	31.42	10.72	29.57	100	351	P	V
		5320	102.63	-	-	90.06	31.42	10.72	29.57	100	351	A	V
		5440.32	49.44	-24.56	74	36.49	31.68	10.79	29.52	100	351	P	V
		5459.52	41.17	-12.83	54	28.13	31.76	10.8	29.52	100	351	A	V
Remark	1. No other spurious found. 2. All results are PASS against Peak and Average limit line.												

Band 2 5250~5350MHz

WIFI 802.11a (Harmonic @ 3m)

WIFI Ant. 1+2	Note	Frequency (MHz)	Level (dBμV/m)	Over Limit (dB)	Limit Line (dBμV/m)	Read Level (dBμV)	Antenna Factor (dB/m)	Cable Loss (dB)	Preamp Factor (dB)	Ant Pos (cm)	Table Pos (deg)	Peak Avg. (P/A)	Pol. (H/V)
802.11a CH 52 5260MHz		10520	48.67	-19.63	68.3	44.68	39.93	12.44	48.38	150	220	P	H
		15780	46.39	-27.61	74	44.85	37.86	14.9	51.22	159	345	P	H
		10520	47.55	-20.75	68.3	43.56	39.93	12.44	48.38	150	220	P	V
		15780	48.38	-25.62	74	46.84	37.86	14.9	51.22	159	345	P	V
802.11a CH 60 5300MHz		10600	47.15	-26.85	74	42.56	40.04	12.87	48.32	185	215	P	H
		15900	45.55	-28.45	74	44.1	37.5	15.27	51.32	196	190	P	H
		10600	47.12	-26.88	74	42.53	40.04	12.87	48.32	185	215	P	V
		15900	45.71	-28.29	74	44.26	37.5	15.27	51.32	196	190	P	V
802.11a CH 64 5320MHz		10640	48.86	-25.14	74	26.81	40.1	13.08	31.13	160	360	P	H
		15960	46.49	-27.51	74	45.08	37.32	15.46	51.37	173	245	P	H
		10640	49.4	-24.6	74	44.51	40.1	13.08	48.29	152	135	P	V
		15960	47.03	-26.97	74	45.62	37.32	15.46	51.37	173	245	P	V
Remark	1. No other spurious found. 2. All results are PASS against Peak and Average limit line.												

Band 2 5250~5350MHz

WIFI 802.11n HT20 (Band Edge @ 3m)

WIFI Ant. 1+2	Note	Frequency (MHz)	Level (dBμV/m)	Over Limit (dB)	Limit Line (dBμV/m)	Read Level (dBμV)	Antenna Factor (dB/m)	Cable Loss (dB)	Preamp Factor (dB)	Ant Pos (cm)	Table Pos (deg)	Peak Avg. (P/A)	Pol. (H/V)
802.11n HT20 CH 52 5260MHz		5078.52	52.18	-21.82	74	39.29	31.97	10.59	29.67	182	42	P	H
		5103.74	43.17	-10.83	54	30.13	32.09	10.61	29.66	182	42	A	H
		5260	112.75	-	-	100.16	31.5	10.69	29.6	182	42	P	H
		5260	107.24	-	-	94.65	31.5	10.69	29.6	182	42	A	H
		5449.68	49.83	-24.17	74	36.86	31.7	10.79	29.52	182	42	P	H
		5427.6	41.3	-12.7	54	28.39	31.66	10.78	29.53	182	42	A	H
		5058.76	52.09	-21.91	74	39.34	31.85	10.58	29.68	100	350	P	V
		5105.56	42.76	-11.24	54	29.72	32.09	10.61	29.66	100	350	A	V
		5260	108.62	-	-	96.03	31.5	10.69	29.6	100	350	P	V
		5260	102.61	-	-	90.02	31.5	10.69	29.6	100	350	A	V
		5416.08	49.81	-24.19	74	36.94	31.63	10.77	29.53	100	350	P	V
		5450	41.02	-12.98	54	28.05	31.7	10.79	29.52	100	350	A	V
802.11n HT20 CH 60 5300MHz		5120.4	52.2	-21.8	74	39.17	32.06	10.62	29.65	171	43	P	H
		5142.8	43.15	-10.85	54	30.15	32.01	10.63	29.64	171	43	A	H
		5300	114.12	-	-	101.49	31.5	10.71	29.58	171	43	P	H
		5300	107.91	-	-	95.28	31.5	10.71	29.58	171	43	A	H
		5388.48	50.8	-23.2	74	38.05	31.53	10.76	29.54	171	43	P	H
		5450	42.21	-11.79	54	29.24	31.7	10.79	29.52	171	43	A	H
		5144.55	52.85	-21.15	74	39.85	32.01	10.63	29.64	100	352	P	V
		5102.9	42.78	-11.22	54	29.74	32.09	10.61	29.66	100	352	A	V
		5300	107.59	-	-	94.96	31.5	10.71	29.58	100	352	P	V
		5300	102.06	-	-	89.43	31.5	10.71	29.58	100	352	A	V
		5448.72	50.06	-23.94	74	37.09	31.7	10.79	29.52	100	352	P	V
		5450	41.08	-12.92	54	28.11	31.7	10.79	29.52	100	352	A	V

802.11n HT20 CH 64 5320MHz		5320	113.44	-	-	100.87	31.42	10.72	29.57	188	37	P	H
		5320	107.38	-	-	94.81	31.42	10.72	29.57	188	37	A	H
		5410.56	49.84	-24.16	74	36.99	31.62	10.77	29.54	188	37	P	H
		5456	41.76	-12.24	54	28.74	31.74	10.8	29.52	188	37	A	H
		5320	107.36	-	-	94.79	31.42	10.72	29.57	100	352	P	V
		5320	101.56	-	-	88.99	31.42	10.72	29.57	100	352	A	V
		5457.44	49.01	-24.99	74	35.99	31.74	10.8	29.52	100	352	P	V
		5459.52	41.21	-12.79	54	28.17	31.76	10.8	29.52	100	352	A	V
Remark	1. No other spurious found. 2. All results are PASS against Peak and Average limit line.												

Band 2 5250~5350MHz

WIFI 802.11n HT20 (Harmonic @ 3m)

WIFI Ant. 1+2	Note	Frequency (MHz)	Level (dBμV/m)	Over Limit (dB)	Limit Line (dBμV/m)	Read Level (dBμV)	Antenna Factor (dB/m)	Cable Loss (dB)	Preamp Factor (dB)	Ant Pos (cm)	Table Pos (deg)	Peak Avg. (P/A)	Pol. (H/V)
802.11n		10520	49.95	-18.35	68.3	45.96	39.93	12.44	48.38	150	220	P	H
HT20		15780	48.25	-25.75	74	46.71	37.86	14.9	51.22	159	345	P	H
CH 52		10520	49.11	-19.19	68.3	45.12	39.93	12.44	48.38	150	220	P	V
5260MHz		15780	47.64	-26.36	74	46.1	37.86	14.9	51.22	159	345	P	V
802.11n		10600	49.17	-24.83	74	44.58	40.04	12.87	48.32	185	215	P	H
HT20		15900	47.52	-26.48	74	46.07	37.5	15.27	51.32	196	190	P	H
CH 60		10600	48.9	-25.1	74	44.31	40.04	12.87	48.32	185	215	P	V
5300MHz		15900	47.34	-26.66	74	45.89	37.5	15.27	51.32	196	190	P	V
802.11n		10640	49.35	-24.65	74	44.46	40.1	13.08	48.29	152	135	P	H
HT20		15960	49.33	-24.67	74	47.92	37.32	15.46	51.37	173	245	P	H
CH 64		10640	50.87	-23.13	74	45.98	40.1	13.08	48.29	152	135	P	V
5320MHz		15960	48.08	-25.92	74	46.67	37.32	15.46	51.37	173	245	P	V
Remark	1. No other spurious found. 2. All results are PASS against Peak and Average limit line.												

Band 2 5250~5350MHz

WIFI 802.11n HT40 (Band Edge @ 3m)

WIFI Ant. 1+2	Note	Frequency (MHz)	Level (dBµV/m)	Over Limit (dB)	Limit Line (dBµV/m)	Read Level (dBµV)	Antenna Factor (dB/m)	Cable Loss (dB)	Preamp Factor (dB)	Ant Pos (cm)	Table Pos (deg)	Peak Avg. (P/A)	Pol. (H/V)
802.11n HT40 CH 54 5270MHz		5149.45	53.14	-20.86	74	40.15	32	10.63	29.64	177	42	P	H
		5100.45	43.31	-10.69	54	30.27	32.1	10.6	29.66	177	42	A	H
		5270	110.31	-	-	97.7	31.5	10.7	29.59	177	42	P	H
		5270	104.1	-	-	91.49	31.5	10.7	29.59	177	42	A	H
		5394	50.16	-23.84	74	37.38	31.56	10.76	29.54	177	42	P	H
		5457.12	41.64	-12.36	54	28.62	31.74	10.8	29.52	177	42	A	H
		5131.95	52.51	-21.49	74	39.5	32.04	10.62	29.65	100	351	P	V
		5103.25	42.97	-11.03	54	29.93	32.09	10.61	29.66	100	351	A	V
		5270	105.9	-	-	93.29	31.5	10.7	29.59	100	351	P	V
		5270	100.55	-	-	87.94	31.5	10.7	29.59	100	351	A	V
		5383.92	49.6	-24.4	74	36.89	31.5	10.76	29.55	100	351	P	V
		5459.52	41.06	-12.94	54	28.02	31.76	10.8	29.52	100	351	A	V
802.11n HT40 CH 62 5310MHz		5051.45	52.44	-21.56	74	39.73	31.81	10.58	29.68	176	43	P	H
		5102.2	42.88	-11.12	54	29.83	32.1	10.61	29.66	176	43	A	H
		5310	109.19	-	-	96.59	31.46	10.72	29.58	176	43	P	H
		5310	103.12	-	-	90.52	31.46	10.72	29.58	176	43	A	H
		5354.16	54.66	-19.34	74	42.16	31.32	10.74	29.56	176	43	P	H
		5350.32	47.78	-6.22	54	35.3	31.3	10.74	29.56	176	43	A	H
		5115.85	52.67	-21.33	74	39.64	32.07	10.61	29.65	100	352	P	V
		5106.75	42.72	-11.28	54	29.68	32.09	10.61	29.66	100	352	A	V
		5310	103.57	-	-	90.97	31.46	10.72	29.58	100	352	P	V
		5310	96.81	-	-	84.21	31.46	10.72	29.58	100	352	A	V
		5352.24	51.28	-22.72	74	38.79	31.31	10.74	29.56	100	352	P	V
		5350.08	44.42	-9.58	54	31.94	31.3	10.74	29.56	100	352	A	V
Remark	1. No other spurious found. 2. All results are PASS against Peak and Average limit line.												

Band 2 5250~5350MHz

WIFI 802.11n HT40 (Harmonic @ 3m)

WIFI Ant. 1+2	Note	Frequency (MHz)	Level (dBμV/m)	Over Limit (dB)	Limit Line (dBμV/m)	Read Level (dBμV)	Antenna Factor (dB/m)	Cable Loss (dB)	Preamp Factor (dB)	Ant Pos (cm)	Table Pos (deg)	Peak Avg. (P/A)	Pol. (H/V)
802.11n		10540	50.54	-17.76	68.3	46.4	39.96	12.55	48.37	150	220	P	H
HT40		15810	46.91	-27.09	74	45.4	37.77	14.99	51.25	168	345	P	H
CH 54		10540	49.17	-19.13	68.3	27.77	39.96	12.55	31.11	157	360	P	V
5270MHz		15810	47.81	-26.19	74	46.3	37.77	14.99	51.25	168	345	P	V
802.11n		10620	50.51	-23.49	74	45.76	40.07	12.98	48.3	150	220	P	H
HT40		15930	47.06	-26.94	74	45.63	37.41	15.36	51.34	160	100	P	H
CH 62		10620	47.18	-26.82	74	42.43	40.07	12.98	48.3	150	220	P	V
5310MHz		15930	47.46	-26.54	74	46.03	37.41	15.36	51.34	160	100	P	V
Remark	1. No other spurious found. 2. All results are PASS against Peak and Average limit line.												

Band 2 5250~5350MHz

WIFI 802.11ac VHT80 (Band Edge @ 3m)

WIFI Ant. 1+2	Note	Frequency (MHz)	Level (dBμV/m)	Over Limit (dB)	Limit Line (dBμV/m)	Read Level (dBμV)	Antenna Factor (dB/m)	Cable Loss (dB)	Preamp Factor (dB)	Ant Pos (cm)	Table Pos (deg)	Peak Avg. (P/A)	Pol. (H/V)
802.11ac VHT80 CH 58 5290MHz		5030.45	52.65	-21.35	74	40.09	31.68	10.57	29.69	180	47	P	H
		5102.9	42.95	-11.05	54	29.91	32.09	10.61	29.66	180	47	A	H
		5290	104	-	-	91.37	31.5	10.71	29.58	180	47	P	H
		5290	98.41	-	-	85.78	31.5	10.71	29.58	180	47	A	H
		5351.52	56.32	-17.68	74	43.83	31.31	10.74	29.56	180	47	P	H
		5350.8	48.74	-5.26	54	36.26	31.3	10.74	29.56	180	47	A	H
		5114.1	51.96	-22.04	74	38.93	32.07	10.61	29.65	141	352	P	V
		5109.55	42.63	-11.37	54	29.6	32.08	10.61	29.66	141	352	A	V
		5290	100.16	-	-	87.53	31.5	10.71	29.58	141	352	P	V
		5290	93.89	-	-	81.26	31.5	10.71	29.58	141	352	A	V
		5356.08	53.89	-20.11	74	41.37	31.34	10.74	29.56	141	352	P	V
		5350.32	45.49	-8.51	54	33.01	31.3	10.74	29.56	141	352	A	V
Remark	1. No other spurious found. 2. All results are PASS against Peak and Average limit line.												

Band 2 5250~5350MHz

WIFI 802.11ac VHT80 (Harmonic @ 3m)

WIFI Ant. 1+2	Note	Frequency (MHz)	Level (dBμV/m)	Over Limit (dB)	Limit Line (dBμV/m)	Read Level (dBμV)	Antenna Factor (dB/m)	Cable Loss (dB)	Preamp Factor (dB)	Ant Pos (cm)	Table Pos (deg)	Peak Avg. (P/A)	Pol. (H/V)
802.11ac VHT80 CH 58 5290MHz		10580	48.24	-20.06	68.3	26.59	40.01	12.76	31.12	163	360	P	H
		15870	47.69	-26.31	74	46.22	37.59	15.18	51.3	163	0	P	H
		10594	49.94	-18.36	68.3	28.19	40.03	12.84	31.12	163	360	P	V
		15870	47.67	-26.33	74	46.2	37.59	15.18	51.3	163	0	P	V
Remark	1. No other spurious found. 2. All results are PASS against Peak and Average limit line.												

Band 3 - 5470~5725MHz

WIFI 802.11a (Band Edge @ 3m)

WIFI Ant. 1+2	Note	Frequency (MHz)	Level (dBμV/m)	Over Limit (dB)	Limit Line (dBμV/m)	Read Level (dBμV)	Antenna Factor (dB/m)	Cable Loss (dB)	Preamp Factor (dB)	Ant Pos (cm)	Table Pos (deg)	Peak Avg. (P/A)	Pol. (H/V)
802.11a CH 100 5500MHz		5373.68	49.71	-24.29	74	37.07	31.44	10.75	29.55	162	53	P	H
		5467.12	49.29	-19.01	68.3	36.2	31.8	10.8	29.51	162	53	P	H
		5354.16	41.52	-12.48	54	29.02	31.32	10.74	29.56	162	53	A	H
		5500	113.7	-	-	100.38	32	10.82	29.5	162	53	P	H
		5500	108.07	-	-	94.75	32	10.82	29.5	162	53	A	H
		5452.56	50.05	-23.95	74	37.06	31.72	10.79	29.52	159	349	P	V
		5465.68	48.67	-19.63	68.3	35.59	31.79	10.8	29.51	159	349	P	V
		5458.64	41.15	-12.85	54	28.12	31.75	10.8	29.52	159	349	A	V
		5500	109.05	-	-	95.73	32	10.82	29.5	159	349	P	V
		5500	102.68	-	-	89.36	32	10.82	29.5	159	349	A	V
802.11a CH 116 5580MHz		5437.84	49.79	-24.21	74	36.84	31.68	10.79	29.52	141	44	P	H
		5463.76	49.41	-18.89	68.3	36.34	31.78	10.8	29.51	141	44	P	H
		5457.76	41.39	-12.61	54	28.36	31.75	10.8	29.52	141	44	A	H
		5580	112.4	-	-	99.03	32.02	10.82	29.47	141	44	P	H
		5580	106.66	-	-	93.29	32.02	10.82	29.47	141	44	A	H
		5725.94	51.46	-16.84	68.3	37.91	32.15	10.81	29.41	141	44	P	H
		5456.8	50.1	-23.9	74	37.08	31.74	10.8	29.52	119	353	P	V
		5467.84	48.78	-19.52	68.3	35.68	31.81	10.8	29.51	119	353	P	V
		5459.92	40.68	-13.32	54	27.64	31.76	10.8	29.52	119	353	A	V
		5580	108.25	-	-	94.88	32.02	10.82	29.47	119	353	P	V
		5580	101.91	-	-	88.54	32.02	10.82	29.47	119	353	A	V
		5732.24	52.17	-16.13	68.3	38.61	32.16	10.81	29.41	119	353	P	V

802.11a CH 140 5700MHz		5700	113.18	-	-	99.69	32.1	10.81	29.42	176	48	P	H
		5700	107.6	-	-	94.11	32.1	10.81	29.42	176	48	A	H
		5726.04	51.87	-16.43	68.3	38.32	32.15	10.81	29.41	176	48	P	H
		5700	110.1	-	-	96.61	32.1	10.81	29.42	123	348	P	V
		5700	103.54	-	-	90.05	32.1	10.81	29.42	123	348	A	V
		5747.88	51.72	-16.58	68.3	38.11	32.2	10.81	29.4	123	348	P	V
Remark	1. No other spurious found. 2. All results are PASS against Peak and Average limit line.												

Band 3 - 5470~5725MHz

WIFI 802.11a (Harmonic @ 3m)

WIFI Ant. 1+2	Note	Frequency (MHz)	Level (dBμV/m)	Over Limit (dB)	Limit Line (dBμV/m)	Read Level (dBμV)	Antenna Factor (dB/m)	Cable Loss (dB)	Preamp Factor (dB)	Ant Pos (cm)	Table Pos (deg)	Peak Avg. (P/A)	Pol. (H/V)
802.11a CH 100 5500MHz		11000	48.29	-25.71	74	40.67	40.6	15.02	48	163	230	P	H
		16500	46.5	-21.8	68.3	44.07	39.6	14.53	51.7	178	296	P	H
		11000	49.05	-24.95	74	41.43	40.6	15.02	48	163	230	P	V
		16500	46.59	-21.71	68.3	44.16	39.6	14.53	51.7	178	296	P	V
802.11a CH 116 5580MHz		11160	48.62	-25.38	74	41.22	40.57	14.8	47.97	170	200	P	H
		16740	49.16	-19.14	68.3	44.98	40.66	15.08	51.56	156	350	P	H
		11160	49.83	-24.17	74	25.69	40.57	14.8	31.23	160	360	P	V
		16740	48.49	-19.81	68.3	44.31	40.66	15.08	51.56	156	350	P	V
802.11a CH 140 5700MHz		11400	47.75	-26.25	74	40.68	40.52	14.47	47.92	157	285	P	H
		17100	52.31	-15.99	68.3	45.94	42.12	15.85	51.6	165	246	P	H
		11400	49.84	-24.16	74	42.77	40.52	14.47	47.92	157	285	P	V
		17100	51.65	-16.65	68.3	45.28	42.12	15.85	51.6	165	246	P	V
Remark	1. No other spurious found. 2. All results are PASS against Peak and Average limit line.												

Band 3 - 5470~5725MHz

WIFI 802.11n HT20 (Band Edge @ 3m)

WIFI Ant. 1+2	Note	Frequency (MHz)	Level (dBμV/m)	Over Limit (dB)	Limit Line (dBμV/m)	Read Level (dBμV)	Antenna Factor (dB/m)	Cable Loss (dB)	Preamp Factor (dB)	Ant Pos (cm)	Table Pos (deg)	Peak Avg. (P/A)	Pol. (H/V)
802.11n HT20 CH 100 5500MHz		5352.4	51.73	-22.27	74	39.24	31.31	10.74	29.56	168	48	P	H
		5467.12	50.71	-17.59	68.3	37.62	31.8	10.8	29.51	168	48	P	H
		5354.48	41.86	-12.14	54	29.35	31.33	10.74	29.56	168	48	A	H
		5500	113.87	-	-	100.55	32	10.82	29.5	168	48	P	H
		5500	108	-	-	94.68	32	10.82	29.5	168	48	A	H
		5401.04	49.09	-24.91	74	36.26	31.6	10.77	29.54	100	346	P	V
		5468.56	49.38	-18.92	68.3	36.28	31.81	10.8	29.51	100	346	P	V
		5460	41.15	-12.85	54	28.11	31.76	10.8	29.52	100	346	A	V
		5500	109.6	-	-	96.28	32	10.82	29.5	100	346	P	V
		5500	104.2	-	-	90.88	32	10.82	29.5	100	346	A	V
802.11n HT20 CH 116 5580MHz		5438.8	50.76	-23.24	74	37.81	31.68	10.79	29.52	163	41	P	H
		5462.08	49.47	-18.83	68.3	36.42	31.77	10.8	29.52	163	41	P	H
		5459.92	41.89	-12.11	54	28.85	31.76	10.8	29.52	163	41	A	H
		5580	113.69	-	-	100.32	32.02	10.82	29.47	163	41	P	H
		5580	107.92	-	-	94.55	32.02	10.82	29.47	163	41	A	H
		5735.705	52.35	-15.95	68.3	38.78	32.17	10.81	29.41	163	41	P	H
		5425.84	49.51	-24.49	74	36.61	31.65	10.78	29.53	100	349	P	V
		5460.64	48.87	-19.43	68.3	35.83	31.76	10.8	29.52	100	349	P	V
		5459.44	41.22	-12.78	54	28.18	31.76	10.8	29.52	100	349	A	V
		5580	106.87	-	-	93.5	32.02	10.82	29.47	100	349	P	V
		5580	102.09	-	-	88.72	32.02	10.82	29.47	100	349	A	V
		5755.55	51.02	-17.28	68.3	37.42	32.19	10.81	29.4	100	349	P	V

802.11n HT20 CH 140 5700MHz		5700	114.31	-	-	100.82	32.1	10.81	29.42	174	47	P	H
		5700	108.11	-	-	94.62	32.1	10.81	29.42	174	47	A	H
		5725.4	54.13	-14.17	68.3	40.58	32.15	10.81	29.41	174	47	P	H
		5700	110.17	-	-	96.68	32.1	10.81	29.42	100	352	P	V
		5700	103.67	-	-	90.18	32.1	10.81	29.42	100	352	A	V
		5725.56	51.69	-16.61	68.3	38.14	32.15	10.81	29.41	100	352	P	V
Remark	1. No other spurious found. 2. All results are PASS against Peak and Average limit line.												

Band 3 - 5470~5725MHz

WIFI 802.11n HT20 (Harmonic @ 3m)

WIFI Ant. 1+2	Note	Frequency (MHz)	Level (dBμV/m)	Over Limit (dB)	Limit Line (dBμV/m)	Read Level (dBμV)	Antenna Factor (dB/m)	Cable Loss (dB)	Preamp Factor (dB)	Ant Pos (cm)	Table Pos (deg)	Peak Avg. (P/A)	Pol. (H/V)
802.11n		10984	48.46	-25.54	74	24.15	40.58	14.93	31.2	158	360	P	H
HT20		16500	48.86	-19.44	68.3	46.43	39.6	14.53	51.7	178	296	P	H
CH 100		11000	49.57	-24.43	74	41.95	40.6	15.02	48	158	360	P	V
5500MHz		16500	48.21	-20.09	68.3	45.78	39.6	14.53	51.7	178	296	P	V
802.11n		11160	50.46	-23.54	74	43.06	40.57	14.8	47.97	170	200	P	H
HT20		16740	49.77	-18.53	68.3	45.59	40.66	15.08	51.56	156	350	P	H
CH 116		11160	50.37	-23.63	74	42.97	40.57	14.8	47.97	170	200	P	V
5580MHz		16740	50.64	-17.66	68.3	46.46	40.66	15.08	51.56	156	350	P	V
802.11n		11400	49.44	-24.56	74	42.37	40.52	14.47	47.92	157	285	P	H
HT20		17100	52.98	-15.32	68.3	46.61	42.12	15.85	51.6	165	246	P	H
CH 140		11400	47.99	-26.01	74	40.92	40.52	14.47	47.92	157	285	P	V
5700MHz		17100	51.92	-16.38	68.3	45.55	42.12	15.85	51.6	165	246	P	V
Remark	1. No other spurious found. 2. All results are PASS against Peak and Average limit line.												

Band 3 - 5470~5725MHz

WIFI 802.11n HT40 (Band Edge @ 3m)

WIFI Ant. 1+2	Note	Frequency (MHz)	Level (dBμV/m)	Over Limit (dB)	Limit Line (dBμV/m)	Read Level (dBμV)	Antenna Factor (dB/m)	Cable Loss (dB)	Preamp Factor (dB)	Ant Pos (cm)	Table Pos (deg)	Peak Avg. (P/A)	Pol. (H/V)
802.11n HT40 CH 102 5510MHz		5451.52	54.87	-19.13	74	41.89	31.71	10.79	29.52	122	44	P	H
		5469.76	58.74	-9.56	68.3	45.63	31.82	10.8	29.51	122	44	P	H
		5459.92	47.92	-6.08	54	34.88	31.76	10.8	29.52	122	44	A	H
		5510	109.13	-	-	95.83	31.98	10.82	29.5	122	44	P	H
		5510	103.01	-	-	89.71	31.98	10.82	29.5	122	44	A	H
		5752.715	51.71	-16.59	68.3	38.11	32.19	10.81	29.4	122	44	P	H
		5456.08	50.35	-23.65	74	37.33	31.74	10.8	29.52	100	351	P	V
		5467.84	50.94	-17.36	68.3	37.84	31.81	10.8	29.51	100	351	P	V
		5459.92	42.75	-11.25	54	29.71	31.76	10.8	29.52	100	351	A	V
		5510	104.87	-	-	91.57	31.98	10.82	29.5	100	351	P	V
		5510	98.62	-	-	85.32	31.98	10.82	29.5	100	351	A	V
		5730.35	51.23	-17.07	68.3	37.67	32.16	10.81	29.41	100	351	P	V
802.11n HT40 CH 110 5550MHz		5453.44	50.87	-23.13	74	37.88	31.72	10.79	29.52	129	42	P	H
		5459.92	49.87	-24.13	74	36.83	31.76	10.8	29.52	129	42	P	H
		5459.68	41.46	-12.54	54	28.42	31.76	10.8	29.52	129	42	A	H
		5550	109.46	-	-	96.22	31.9	10.82	29.48	129	42	P	H
		5550	103.39	-	-	90.15	31.9	10.82	29.48	129	42	A	H
		5754.29	51.17	-17.13	68.3	37.57	32.19	10.81	29.4	129	42	P	H
		5370.16	50.12	-23.88	74	37.5	31.42	10.75	29.55	100	346	P	V
		5461.36	49.19	-19.11	68.3	36.14	31.77	10.8	29.52	100	346	P	V
		5457.04	40.97	-13.03	54	27.95	31.74	10.8	29.52	100	346	A	V
		5550	104.85	-	-	91.61	31.9	10.82	29.48	100	346	P	V
		5550	98.95	-	-	85.71	31.9	10.82	29.48	100	346	A	V
		5737.91	50.1	-18.2	68.3	36.51	32.18	10.81	29.4	100	346	P	V

802.11n HT40 CH 134 5670MHz		5403.55	49.7	-24.3	74	36.86	31.61	10.77	29.54	134	43	P	H
		5470.05	48.58	-19.72	68.3	35.47	31.82	10.8	29.51	134	43	P	H
		5459.9	41.23	-12.77	54	28.19	31.76	10.8	29.52	134	43	A	H
		5670	112.37	-	-	99.07	31.92	10.81	29.43	134	43	P	H
		5670	106.67	-	-	93.37	31.92	10.81	29.43	134	43	A	H
		5728.25	59.72	-8.58	68.3	46.16	32.16	10.81	29.41	134	43	P	H
		5408.45	49.51	-24.49	74	36.66	31.62	10.77	29.54	100	351	P	V
		5466.2	48.83	-19.47	68.3	35.74	31.8	10.8	29.51	100	351	P	V
		5458.5	40.9	-13.1	54	27.87	31.75	10.8	29.52	100	351	A	V
		5670	106.88	-	-	93.58	31.92	10.81	29.43	100	351	P	V
		5670	100.59	-	-	87.29	31.92	10.81	29.43	100	351	A	V
		5724.925	50.91	-17.39	68.3	37.36	32.15	10.81	29.41	100	351	P	V
Remark	1. No other spurious found. 2. All results are PASS against Peak and Average limit line.												

Band 3 - 5470~5725MHz

WIFI 802.11n HT40 (Harmonic @ 3m)

WIFI Ant. 1+2	Note	Frequency (MHz)	Level (dBμV/m)	Over Limit (dB)	Limit Line (dBμV/m)	Read Level (dBμV)	Antenna Factor (dB/m)	Cable Loss (dB)	Preamp Factor (dB)	Ant Pos (cm)	Table Pos (deg)	Peak Avg. (P/A)	Pol. (H/V)
802.11n		11020	47.24	-26.76	74	39.65	40.6	14.99	48	170	230	P	H
HT40		16530	46.69	-21.61	68.3	44.04	39.73	14.6	51.68	160	300	P	H
CH 102		11020	50.31	-23.69	74	42.72	40.6	14.99	48	170	230	P	V
5510MHz		16530	48.06	-20.24	68.3	45.41	39.73	14.6	51.68	160	300	P	V
802.11n		11100	46.79	-27.21	74	39.31	40.58	14.88	47.98	185	200	P	H
HT40		16650	48.74	-19.56	68.3	45.21	40.26	14.88	51.61	180	325	P	H
CH 110		11100	46.95	-27.05	74	39.47	40.58	14.88	47.98	185	200	P	V
5550MHz		16650	48.16	-20.14	68.3	44.63	40.26	14.88	51.61	180	325	P	V
802.11n		11340	48.29	-25.71	74	41.14	40.53	14.55	47.93	200	360	P	H
HT40		17010	48.09	-20.21	68.3	41.98	41.83	15.7	51.42	200	360	P	H
CH 134		11340	47.87	-26.13	74	40.72	40.53	14.55	47.93	200	360	P	V
5670MHz		17010	49.28	-19.02	68.3	24.45	41.83	15.7	32.7	158	0	P	V
Remark	1. No other spurious found. 2. All results are PASS against Peak and Average limit line.												

Band 3 - 5470~5725MHz

WIFI 802.11ac VHT80 (Band Edge @ 3m)

WIFI Ant. 1+2	Note	Frequency (MHz)	Level (dBμV/m)	Over Limit (dB)	Limit Line (dBμV/m)	Read Level (dBμV)	Antenna Factor (dB/m)	Cable Loss (dB)	Preamp Factor (dB)	Ant Pos (cm)	Table Pos (deg)	Peak Avg. (P/A)	Pol. (H/V)
802.11ac VHT80 CH 106 5530MHz		5457.28	53	-21	74	39.98	31.74	10.8	29.52	164	352	P	H
		5461.12	53.47	-14.83	68.3	40.42	31.77	10.8	29.52	164	352	P	H
		5459.92	45.87	-8.13	54	32.83	31.76	10.8	29.52	164	352	A	H
		5530	103.47	-	-	90.2	31.94	10.82	29.49	164	352	P	H
		5530	98.73	-	-	85.46	31.94	10.82	29.49	164	352	A	H
		5726.255	51.98	-16.32	68.3	38.43	32.15	10.81	29.41	164	352	P	H
		5449.12	51	-23	74	38.03	31.7	10.79	29.52	177	347	P	V
		5466.64	51.24	-17.06	68.3	38.15	31.8	10.8	29.51	177	347	P	V
		5459.68	43.77	-10.23	54	30.73	31.76	10.8	29.52	177	347	A	V
		5530	101.31	-	-	88.04	31.94	10.82	29.49	177	347	P	V
		5530	94.79	-	-	81.52	31.94	10.82	29.49	177	347	A	V
		5759.96	52.84	-15.46	68.3	39.25	32.18	10.81	29.4	177	347	P	V
802.11ac VHT80 CH 122 5610MHz		5455.12	50.18	-23.82	74	37.17	31.73	10.8	29.52	163	44	P	H
		5465.92	48.81	-19.49	68.3	35.72	31.8	10.8	29.51	163	44	P	H
		5458.96	41.91	-12.09	54	28.88	31.75	10.8	29.52	163	44	A	H
		5610	106.05	-	-	92.65	32.04	10.82	29.46	163	44	P	H
		5610	99.93	-	-	86.53	32.04	10.82	29.46	163	44	A	H
		5760.275	51.22	-17.08	68.3	37.63	32.18	10.81	29.4	163	44	P	H
		5384.08	49	-25	74	36.29	31.5	10.76	29.55	172	346	P	V
		5464.48	48.71	-19.59	68.3	35.63	31.79	10.8	29.51	172	346	P	V
		5459.92	41.26	-12.74	54	28.22	31.76	10.8	29.52	172	346	A	V
		5610	101.76	-	-	88.36	32.04	10.82	29.46	172	346	P	V
		5610	96.02	-	-	82.62	32.04	10.82	29.46	172	346	A	V
		5737.875	51.07	-17.23	68.3	37.48	32.18	10.81	29.4	172	346	P	V
Remark	1. No other spurious found. 2. All results are PASS against Peak and Average limit line.												

Band 3 5470~5725MHz

WIFI 802.11ac VHT80 (Harmonic @ 3m)

WIFI Ant. 1+2	Note	Frequency (MHz)	Level (dBμV/m)	Over Limit (dB)	Limit Line (dBμV/m)	Read Level (dBμV)	Antenna Factor (dB/m)	Cable Loss (dB)	Preamp Factor (dB)	Ant Pos (cm)	Table Pos (deg)	Peak Avg. (P/A)	Pol. (H/V)
802.11ac VHT80 CH 106 5530MHz		11060	47.63	-26.37	74	40.09	40.59	14.94	47.99	162	360	P	H
		16590	48.97	-19.33	68.3	45.88	40	14.74	51.65	162	0	P	H
		11060	48.46	-25.54	74	40.92	40.59	14.94	47.99	162	360	P	V
		16590	48.87	-19.43	68.3	45.78	40	14.74	51.65	162	0	P	V
802.11ac VHT80 CH 122 5610MHz		11220	45.89	-28.11	74	38.57	40.56	14.72	47.96	162	360	P	H
		16830	50.69	-17.61	68.3	45.85	41.05	15.29	51.5	162	0	P	H
		11220	46.5	-27.5	74	39.18	40.56	14.72	47.96	162	360	P	V
		16830	50.55	-17.75	68.3	45.71	41.05	15.29	51.5	162	0	P	V
Remark	1. No other spurious found. 2. All results are PASS against Peak and Average limit line.												

Band 3 - Straddle Channel

WIFI 802.11a (Harmonic @ 3m)

WIFI Ant. 1+2	Note	Frequency (MHz)	Level (dBμV/m)	Over Limit (dB)	Limit Line (dBμV/m)	Read Level (dBμV)	Antenna Factor (dB/m)	Cable Loss (dB)	Preamp Factor (dB)	Ant Pos (cm)	Table Pos (deg)	Peak Avg. (P/A)	Pol. (H/V)
802.11a CH 144 5720MHz		11440	48.17	-25.83	74	41.16	40.51	14.41	47.91	157	285	P	H
		17160	49.5	-18.8	68.3	42.95	42.31	15.96	51.72	165	246	P	H
		11440	48.92	-25.08	74	41.91	40.51	14.41	47.91	152	285	P	V
		17160	48.84	-19.46	68.3	42.29	42.31	15.96	51.72	165	298	P	V
Remark	1. No other spurious found. 2. All results are PASS against Peak and Average limit line.												

Band 3 - Straddle Channel

WIFI 802.11n HT20 (Harmonic @ 3m)

WIFI Ant. 1+2	Note	Frequency (MHz)	Level (dBμV/m)	Over Limit (dB)	Limit Line (dBμV/m)	Read Level (dBμV)	Antenna Factor (dB/m)	Cable Loss (dB)	Preamp Factor (dB)	Ant Pos (cm)	Table Pos (deg)	Peak Avg. (P/A)	Pol. (H/V)
802.11n		11440	48.18	-25.82	74	41.17	40.51	14.41	47.91	157	285	P	H
HT20		17160	48.2	-20.1	68.3	41.65	42.31	15.96	51.72	165	246	P	H
CH 144		11440	48.85	-25.15	74	41.84	40.51	14.41	47.91	152	285	P	V
5720MHz		17160	48.6	-19.7	68.3	42.05	42.31	15.96	51.72	165	298	P	V
Remark	1. No other spurious found. 2. All results are PASS against Peak and Average limit line.												

Band 3 - Straddle Channel

WIFI 802.11n HT40 (Harmonic @ 3m)

WIFI Ant. 1+2	Note	Frequency (MHz)	Level (dBμV/m)	Over Limit (dB)	Limit Line (dBμV/m)	Read Level (dBμV)	Antenna Factor (dB/m)	Cable Loss (dB)	Preamp Factor (dB)	Ant Pos (cm)	Table Pos (deg)	Peak Avg. (P/A)	Pol. (H/V)
802.11n		11420	48.89	-25.11	74	41.85	40.52	14.44	47.92	161	85	P	H
HT40		17130	48.69	-19.61	68.3	42.23	42.22	15.9	51.66	191	277	P	H
CH 142		11420	48.88	-25.12	74	41.84	40.52	14.44	47.92	188	185	P	V
5710MHz		17130	48.13	-20.17	68.3	41.67	42.22	15.9	51.66	113	97	P	V
Remark	1. No other spurious found. 2. All results are PASS against Peak and Average limit line.												

Band 3 - Straddle Channel

WIFI 802.11ac VHT80 (Harmonic @ 3m)

WIFI Ant. 1+2	Note	Frequency (MHz)	Level (dBμV/m)	Over Limit (dB)	Limit Line (dBμV/m)	Read Level (dBμV)	Antenna Factor (dB/m)	Cable Loss (dB)	Preamp Factor (dB)	Ant Pos (cm)	Table Pos (deg)	Peak Avg. (P/A)	Pol. (H/V)
802.11ac VHT80 CH 138 5690MHz		11380	48.89	-25.11	74	41.79	40.52	14.5	47.92	160	313	P	H
		17070	48.11	-20.19	68.3	41.83	42.02	15.8	51.54	155	139	P	H
		11380	48.72	-25.28	74	41.62	40.52	14.5	47.92	134	273	P	V
		17070	48.13	-20.17	68.3	41.85	42.02	15.8	51.54	181	19	P	V
Remark	1. No other spurious found. 2. All results are PASS against Peak and Average limit line.												

Emission below 1GHz

WIFI 802.11n HT40 (LF @ 3m)

WIFI Ant. 1+2	Note	Frequency (MHz)	Level (dBμV/m)	Over Limit (dB)	Limit Line (dBμV/m)	Read Level (dBμV)	Antenna Factor (dB/m)	Cable Loss (dB)	Preamp Factor (dB)	Ant Pos (cm)	Table Pos (deg)	Peak Avg. (P/A)	Pol. (H/V)
802.11n HT40 LF		30	23.67	-16.33	40	38.16	18.85	1.66	35	-	-	P	H
		91.11	24.2	-19.3	43.5	42.65	13.94	2.79	35.18	-	-	P	H
		142.52	22.31	-21.19	43.5	34.87	19.24	3.31	35.11	-	-	P	H
		159.98	22.3	-21.2	43.5	34.64	19.32	3.44	35.1	-	-	P	H
		303.54	31.09	-14.91	46	41.86	19.81	4.32	34.9	100	152	P	H
		558.65	29.56	-16.44	46	33.52	24.97	5.65	34.58	-	-	P	H
		30	25.99	-14.01	40	40.48	18.85	1.66	35	100	102	P	V
		90.14	27.61	-15.89	43.5	46.09	13.92	2.78	35.18	-	-	P	V
		208.48	24.92	-18.58	43.5	39.69	16.61	3.7	35.08	-	-	P	V
		309.36	30.46	-15.54	46	41.06	19.94	4.36	34.9	-	-	P	V
		408.3	27.98	-18.02	46	35.67	22.21	4.88	34.78	-	-	P	V
		638.19	30.34	-15.66	46	32.64	26.23	5.97	34.5	-	-	P	V
Remark	1. No other spurious found. 2. All results are PASS against limit line.												

Band 1 - 5150~5250MHz

WIFI 802.11ax HE20 Full (Band Edge @ 3m)

WIFI Ant. 1+2	Note	Frequency (MHz)	Level (dBμV/m)	Over Limit (dB)	Limit Line (dBμV/m)	Read Level (dBμV)	Antenna Factor (dB/m)	Path Loss (dB)	Preamp Factor (dB)	Ant Pos (cm)	Table Pos (deg)	Peak Avg. (P/A)	Pol. (H/V)
802.11ax HE20 Full CH 36 5180MHz		5096.98	52.75	-21.25	74	39.73	32.08	10.6	29.66	183	47	P	H
		5150	44.73	-9.27	54	31.74	32	10.63	29.64	183	47	A	H
		5180	110.93	-	-	98.03	31.88	10.65	29.63	183	47	P	H
		5180	105.52	-	-	92.62	31.88	10.65	29.63	183	47	A	H
		5029.12	52.57	-21.43	74	40.02	31.67	10.57	29.69	183	310	P	V
		5150	43.2	-10.8	54	30.21	32	10.63	29.64	183	310	A	V
		5180	110.06	-	-	97.16	31.88	10.65	29.63	183	310	P	V
		5180	103.27	-	-	90.37	31.88	10.65	29.63	183	310	A	V
802.11ax HE20 Full CH 44 5220MHz		5101.4	53.34	-20.66	74	40.3	32.1	10.6	29.66	180	45	P	H
		5062.66	43.24	-10.76	54	30.45	31.88	10.58	29.67	180	45	A	H
		5220	111.92	-	-	99.18	31.68	10.67	29.61	180	45	P	H
		5220	105.45	-	-	92.71	31.68	10.67	29.61	180	45	A	H
		5430.72	50.1	-23.9	74	37.19	31.66	10.78	29.53	180	45	P	H
		5353.44	41.5	-12.5	54	29	31.32	10.74	29.56	180	45	A	H
		5110.24	51.64	-22.36	74	38.61	32.08	10.61	29.66	185	348	P	V
		5061.88	42.7	-11.3	54	29.93	31.87	10.58	29.68	185	348	A	V
		5220	109.08	-	-	96.34	31.68	10.67	29.61	185	348	P	V
		5220	102.37	-	-	89.63	31.68	10.67	29.61	185	348	A	V
		5363.52	49.78	-24.22	74	37.2	31.38	10.75	29.55	185	348	P	V
		5460	40.96	-13.04	54	27.92	31.76	10.8	29.52	185	348	A	V

802.11ax HE20 Full CH 48 5240MHz		5089.7	52.92	-21.08	74	39.94	32.04	10.6	29.66	176	53	P	H
		5089.44	43.2	-10.8	54	30.22	32.04	10.6	29.66	176	53	A	H
		5240	112.15	-	-	99.51	31.56	10.68	29.6	176	53	P	H
		5240	105.8	-	-	93.16	31.56	10.68	29.6	176	53	A	H
		5410.08	49.6	-24.4	74	36.75	31.62	10.77	29.54	176	53	P	H
		5389.68	41.42	-12.58	54	28.66	31.54	10.76	29.54	176	53	A	H
		5094.64	52.88	-21.12	74	39.87	32.07	10.6	29.66	185	346	P	V
		5091.26	42.69	-11.31	54	29.7	32.05	10.6	29.66	185	346	A	V
		5240	109.63	-	-	96.99	31.56	10.68	29.6	185	346	P	V
		5240	102.53	-	-	89.89	31.56	10.68	29.6	185	346	A	V
		5429.28	49.44	-24.56	74	36.53	31.66	10.78	29.53	185	346	P	V
		5459.28	40.96	-13.04	54	27.92	31.76	10.8	29.52	185	346	A	V
Remark	1. No other spurious found. 2. All results are PASS against Peak and Average limit line.												

Band 1 5150~5250MHz

WIFI 802.11ax HE20 Full (Harmonic @ 3m)

WIFI Ant. 1+2	Note	Frequency (MHz)	Level (dBμV/m)	Over Limit (dB)	Limit Line (dBμV/m)	Read Level (dBμV)	Antenna Factor (dB/m)	Path Loss (dB)	Preamp Factor (dB)	Ant Pos (cm)	Table Pos (deg)	Peak Avg. (P/A)	Pol. (H/V)
802.11ax		10360	49.28	-19.02	68.3	45.73	39.65	12.5	48.6	152	260	P	H
HE20 Full		15540	47.42	-26.58	74	45.71	38.58	14.16	51.03	189	238	P	H
CH 36		10360	45.28	-23.02	68.3	41.73	39.65	12.5	48.6	152	260	P	V
5180MHz		15540	47.44	-26.56	74	45.73	38.58	14.16	51.03	189	238	P	V
802.11ax		10438	50.27	-18.03	68.3	29.16	39.79	12.41	31.09	163	360	P	H
HE20 Full		15660	48.48	-25.52	74	46.86	38.22	14.53	51.13	160	225	P	H
CH 44		10440	44.7	-23.6	68.3	40.99	39.79	12.4	48.48	150	230	P	V
5220MHz		15660	48.57	-25.43	74	46.95	38.22	14.53	51.13	160	225	P	V
802.11ax		10480	43.89	-24.41	68.3	40.11	39.86	12.35	48.43	189	12	P	H
HE20 Full		15720	47.41	-26.59	74	45.83	38.04	14.72	51.18	198	226	P	H
CH 48		10480	43.17	-25.13	68.3	39.39	39.86	12.35	48.43	189	12	P	V
5240MHz		15720	45.73	-28.27	74	44.15	38.04	14.72	51.18	198	226	P	V
Remark	1. No other spurious found. 2. All results are PASS against Peak and Average limit line.												

Band 1 5150~5250MHz

WIFI 802.11ax HE40 Full (Band Edge @ 3m)

WIFI Ant. 1+2	Note	Frequency (MHz)	Level (dBμV/m)	Over Limit (dB)	Limit Line (dBμV/m)	Read Level (dBμV)	Antenna Factor (dB/m)	Path Loss (dB)	Preamp Factor (dB)	Ant Pos (cm)	Table Pos (deg)	Peak Avg. (P/A)	Pol. (H/V)
802.11ax HE40 Full CH 38 5190MHz		5148.72	55.53	-18.47	74	42.54	32	10.63	29.64	166	46	P	H
		5150	48.27	-5.73	54	35.28	32	10.63	29.64	166	46	A	H
		5190	107.23	-	-	94.36	31.84	10.65	29.62	166	46	P	H
		5190	100.99	-	-	88.12	31.84	10.65	29.62	166	46	A	H
		5435.92	50.19	-23.81	74	37.26	31.67	10.79	29.53	166	46	P	H
		5351.08	41.28	-12.72	54	28.79	31.31	10.74	29.56	166	46	A	H
		5149.24	53.07	-20.93	74	40.08	32	10.63	29.64	116	356	P	V
		5150	45.47	-8.53	54	32.48	32	10.63	29.64	116	356	A	V
		5190	105.76	-	-	92.89	31.84	10.65	29.62	116	356	P	V
		5190	99.34	-	-	86.47	31.84	10.65	29.62	116	356	A	V
		5449.92	49.42	-24.58	74	36.45	31.7	10.79	29.52	116	356	P	V
		5450	40.91	-13.09	54	27.94	31.7	10.79	29.52	116	356	A	V
802.11ax HE40 Full CH 46 5230MHz		5108.42	53.95	-20.05	74	40.92	32.08	10.61	29.66	182	47	P	H
		5088.4	43.03	-10.97	54	30.06	32.03	10.6	29.66	182	47	A	H
		5230	108.93	-	-	96.25	31.62	10.67	29.61	182	47	P	H
		5230	102.28	-	-	89.6	31.62	10.67	29.61	182	47	A	H
		5366.4	50.43	-23.57	74	37.83	31.4	10.75	29.55	182	47	P	H
		5355.12	41.23	-12.77	54	28.72	31.33	10.74	29.56	182	47	A	H
		5146.12	52.35	-21.65	74	39.35	32.01	10.63	29.64	177	348	P	V
		5098.8	42.59	-11.41	54	29.56	32.09	10.6	29.66	177	348	A	V
		5230	105.25	-	-	92.57	31.62	10.67	29.61	177	348	P	V
		5230	100.02	-	-	87.34	31.62	10.67	29.61	177	348	A	V
		5360.16	50.28	-23.72	74	37.74	31.36	10.74	29.56	177	348	P	V
		5459.76	40.86	-13.14	54	27.82	31.76	10.8	29.52	177	348	A	V
Remark	1. No other spurious found. 2. All results are PASS against Peak and Average limit line.												

Band 1 5150~5250MHz

WIFI 802.11ax HE40 Full (Harmonic @ 3m)

WIFI Ant. 1+2	Note	Frequency (MHz)	Level (dBμV/m)	Over Limit (dB)	Limit Line (dBμV/m)	Read Level (dBμV)	Antenna Factor (dB/m)	Path Loss (dB)	Preamp Factor (dB)	Ant Pos (cm)	Table Pos (deg)	Peak Avg. (P/A)	Pol. (H/V)
802.11ax		10380	50.13	-18.17	68.3	46.54	39.68	12.48	48.57	150	360	P	H
HE40 Full		15570	48.12	-25.88	74	46.43	38.49	14.26	51.06	155	360	P	H
CH 38		10380	50.47	-17.83	68.3	46.88	39.68	12.48	48.57	150	360	P	V
5190MHz		15570	47.59	-26.41	74	45.9	38.49	14.26	51.06	155	360	P	V
802.11ax		10460	49.74	-18.56	68.3	45.99	39.83	12.38	48.46	150	360	P	H
HE40 Full		15690	47.45	-26.55	74	45.84	38.13	14.63	51.15	150	225	P	H
CH 46		10460	51.15	-17.15	68.3	47.4	39.83	12.38	48.46	150	360	P	V
5230MHz		15690	47.27	-26.73	74	45.66	38.13	14.63	51.15	150	225	P	V
Remark	1. No other spurious found. 2. All results are PASS against Peak and Average limit line.												

Band 1 5150~5250MHz

WIFI 802.11ax HE80 Full (Band Edge @ 3m)

WIFI Ant. 1+2	Note	Frequency (MHz)	Level (dBμV/m)	Over Limit (dB)	Limit Line (dBμV/m)	Read Level (dBμV)	Antenna Factor (dB/m)	Path Loss (dB)	Preamp Factor (dB)	Ant Pos (cm)	Table Pos (deg)	Peak Avg. (P/A)	Pol. (H/V)
802.11ax HE80 Full CH 42 5210MHz		5146.38	57.93	-16.07	74	44.93	32.01	10.63	29.64	250	52	P	H
		5150	49.36	-4.64	54	36.37	32	10.63	29.64	250	52	A	H
		5210	104.52	-	-	91.74	31.74	10.66	29.62	250	52	P	H
		5210	97.93	-	-	85.15	31.74	10.66	29.62	250	52	A	H
		5456.4	49.62	-24.38	74	36.6	31.74	10.8	29.52	250	52	P	H
		5355.84	41.13	-12.87	54	28.61	31.34	10.74	29.56	250	52	A	H
		5141.96	54.78	-19.22	74	41.77	32.02	10.63	29.64	100	349	P	V
		5150	46.59	-7.41	54	33.6	32	10.63	29.64	100	349	A	V
		5210	100.66	-	-	87.88	31.74	10.66	29.62	100	349	P	V
		5210	94.35	-	-	81.57	31.74	10.66	29.62	100	349	A	V
		5456.88	50.21	-23.79	74	37.19	31.74	10.8	29.52	100	349	P	V
		5458.8	40.91	-13.09	54	27.88	31.75	10.8	29.52	100	349	A	V
Remark	1. No other spurious found. 2. All results are PASS against Peak and Average limit line.												

Band 1 5150~5250MHz

WIFI 802.11ax HE80 Full (Harmonic @ 3m)

WIFI Ant. 1+2	Note	Frequency (MHz)	Level (dBμV/m)	Over Limit (dB)	Limit Line (dBμV/m)	Read Level (dBμV)	Antenna Factor (dB/m)	Path Loss (dB)	Preamp Factor (dB)	Ant Pos (cm)	Table Pos (deg)	Peak Avg. (P/A)	Pol. (H/V)
802.11ax HE80 Full CH 42 5210MHz		10420	48.83	-19.47	68.3	45.15	39.76	12.43	48.51	150	360	P	H
		15630	46.99	-27.01	74	45.34	38.31	14.44	51.1	155	360	P	H
		10420	50.02	-18.28	68.3	46.34	39.76	12.43	48.51	150	360	P	V
		15630	47.63	-26.37	74	45.98	38.31	14.44	51.1	155	360	P	V
Remark	1. No other spurious found. 2. All results are PASS against Peak and Average limit line.												

Band 2 - 5250~5350MHz

WIFI 802.11ax HE20 Full (Band Edge @ 3m)

WIFI Ant. 1+2	Note	Frequency (MHz)	Level (dBμV/m)	Over Limit (dB)	Limit Line (dBμV/m)	Read Level (dBμV)	Antenna Factor (dB/m)	Path Loss (dB)	Preamp Factor (dB)	Ant Pos (cm)	Table Pos (deg)	Peak Avg. (P/A)	Pol. (H/V)
802.11ax HE20 Full CH 52 5260MHz		5100.36	52.5	-21.5	74	39.46	32.1	10.6	29.66	137	46	P	H
		5102.44	43.16	-10.84	54	30.11	32.1	10.61	29.66	137	46	A	H
		5260	111.8	-	-	99.21	31.5	10.69	29.6	137	46	P	H
		5260	105.65	-	-	93.06	31.5	10.69	29.6	137	46	A	H
		5427.6	49.58	-24.42	74	36.67	31.66	10.78	29.53	137	46	P	H
		5460	41.42	-12.58	54	28.38	31.76	10.8	29.52	137	46	A	H
		5126.62	53.11	-20.89	74	40.09	32.05	10.62	29.65	128	349	P	V
		5103.74	42.74	-11.26	54	29.7	32.09	10.61	29.66	128	349	A	V
		5260	107.16	-	-	94.57	31.5	10.69	29.6	128	349	P	V
		5260	101.49	-	-	88.9	31.5	10.69	29.6	128	349	A	V
		5417.04	49.87	-24.13	74	36.99	31.63	10.78	29.53	128	349	P	V
		5456.4	41.01	-12.99	54	27.99	31.74	10.8	29.52	128	349	A	V
802.11ax HE20 Full CH 60 5300MHz		5115.5	51.6	-22.4	74	38.57	32.07	10.61	29.65	173	42	P	H
		5148.05	42.92	-11.08	54	29.93	32	10.63	29.64	173	42	A	H
		5300	113.46	-	-	100.83	31.5	10.71	29.58	173	42	P	H
		5300	106.19	-	-	93.56	31.5	10.71	29.58	173	42	A	H
		5403.36	50.73	-23.27	74	37.89	31.61	10.77	29.54	173	42	P	H
		5459.52	41.8	-12.2	54	28.76	31.76	10.8	29.52	173	42	A	H
		5113.05	52.04	-21.96	74	39.01	32.07	10.61	29.65	164	351	P	V
		5109.55	42.68	-11.32	54	29.65	32.08	10.61	29.66	164	351	A	V
		5300	108.43	-	-	95.8	31.5	10.71	29.58	164	351	P	V
		5300	101.32	-	-	88.69	31.5	10.71	29.58	164	351	A	V
		5411.28	50.22	-23.78	74	37.37	31.62	10.77	29.54	164	351	P	V
		5460	41.14	-12.86	54	28.1	31.76	10.8	29.52	164	351	A	V

802.11ax HE20 Full CH 64 5320MHz		5320	113.11	-	-	100.54	31.42	10.72	29.57	169	53	P	H
		5320	106.46	-	-	93.89	31.42	10.72	29.57	169	53	A	H
		5402.72	50.64	-23.36	74	37.8	31.61	10.77	29.54	169	53	P	H
		5460	42.08	-11.92	54	29.04	31.76	10.8	29.52	169	53	A	H
		5320	107.24	-	-	94.67	31.42	10.72	29.57	100	348	P	V
		5320	101.75	-	-	89.18	31.42	10.72	29.57	100	348	A	V
		5395.52	50.03	-23.97	74	37.24	31.57	10.76	29.54	100	348	P	V
		5459.36	41.28	-12.72	54	28.24	31.76	10.8	29.52	100	348	A	V
Remark	1. No other spurious found. 2. All results are PASS against Peak and Average limit line.												

Band 2 5250~5350MHz

WIFI 802.11ax HE20 Full (Harmonic @ 3m)

WIFI Ant. 1+2	Note	Frequency (MHz)	Level (dBμV/m)	Over Limit (dB)	Limit Line (dBμV/m)	Read Level (dBμV)	Antenna Factor (dB/m)	Path Loss (dB)	Preamp Factor (dB)	Ant Pos (cm)	Table Pos (deg)	Peak Avg. (P/A)	Pol. (H/V)
802.11ax		10520	48.11	-20.19	68.3	44.12	39.93	12.44	48.38	150	220	P	H
HE20 Full		15780	47.61	-26.39	74	46.07	37.86	14.9	51.22	159	345	P	H
CH 52		10520	48.68	-19.62	68.3	44.69	39.93	12.44	48.38	150	220	P	V
5260MHz		15780	47.16	-26.84	74	45.62	37.86	14.9	51.22	159	345	P	V
802.11ax		10600	50.66	-23.34	74	46.07	40.04	12.87	48.32	185	215	P	H
HE20 Full		15900	47.38	-26.62	74	45.93	37.5	15.27	51.32	196	190	P	H
CH 60		10600	50.75	-23.25	74	46.16	40.04	12.87	48.32	185	215	P	V
5300MHz		15900	47.54	-26.46	74	46.09	37.5	15.27	51.32	196	190	P	V
802.11ax		10640	49.3	-24.7	74	44.41	40.1	13.08	48.29	152	135	P	H
HE20 Full		15960	46.9	-27.1	74	45.49	37.32	15.46	51.37	173	245	P	H
CH 64		10640	48.99	-25.01	74	44.1	40.1	13.08	48.29	152	135	P	V
5320MHz		15960	46.79	-27.21	74	45.38	37.32	15.46	51.37	173	245	P	V
Remark	1. No other spurious found. 2. All results are PASS against Peak and Average limit line.												

Band 2 5250~5350MHz

WIFI 802.11ax HE40 Full (Band Edge @ 3m)

WIFI Ant. 1+2	Note	Frequency (MHz)	Level (dBμV/m)	Over Limit (dB)	Limit Line (dBμV/m)	Read Level (dBμV)	Antenna Factor (dB/m)	Path Loss (dB)	Preamp Factor (dB)	Ant Pos (cm)	Table Pos (deg)	Peak Avg. (P/A)	Pol. (H/V)
802.11ax HE40 Full CH 54 5270MHz		5103.25	53.3	-20.7	74	40.26	32.09	10.61	29.66	228	45	P	H
		5105	43.21	-10.79	54	30.17	32.09	10.61	29.66	228	45	A	H
		5270	110.35	-	-	97.74	31.5	10.7	29.59	228	45	P	H
		5270	104.76	-	-	92.15	31.5	10.7	29.59	228	45	A	H
		5361.84	50.97	-23.03	74	38.41	31.37	10.75	29.56	228	45	P	H
		5458.08	41.63	-12.37	54	28.6	31.75	10.8	29.52	228	45	A	H
		5068.25	53.24	-20.76	74	40.41	31.91	10.59	29.67	193	345	P	V
		5097.65	43.09	-10.91	54	30.06	32.09	10.6	29.66	193	345	A	V
		5270	105.78	-	-	93.17	31.5	10.7	29.59	193	345	P	V
		5270	99.88	-	-	87.27	31.5	10.7	29.59	193	345	A	V
		5363.76	49.52	-24.48	74	36.94	31.38	10.75	29.55	193	345	P	V
802.11ax HE40 Full CH 62 5310MHz		5132.3	51.8	-22.2	74	38.79	32.04	10.62	29.65	234	48	P	H
		5142.45	42.84	-11.16	54	29.83	32.02	10.63	29.64	234	48	A	H
		5310	108.82	-	-	96.22	31.46	10.72	29.58	234	48	P	H
		5310	102.72	-	-	90.12	31.46	10.72	29.58	234	48	A	H
		5350.08	59.83	-14.17	74	47.35	31.3	10.74	29.56	234	48	P	H
		5350.08	50.98	-3.02	54	38.5	31.3	10.74	29.56	234	48	P	H
		5071.05	51.73	-22.27	74	38.88	31.93	10.59	29.67	231	334	P	V
		5093.1	42.76	-11.24	54	29.76	32.06	10.6	29.66	231	334	A	V
		5310	105.73	-	-	93.13	31.46	10.72	29.58	231	334	P	V
		5310	99.64	-	-	87.04	31.46	10.72	29.58	231	334	A	V
		5355.6	53.04	-20.96	74	40.53	31.33	10.74	29.56	231	334	P	V
		5350.08	47.07	-6.93	54	34.59	31.3	10.74	29.56	231	334	A	V
Remark	1. No other spurious found. 2. All results are PASS against Peak and Average limit line.												

Band 2 5250~5350MHz

WIFI 802.11ax HE40 Full (Harmonic @ 3m)

WIFI Ant. 1+2	Note	Frequency (MHz)	Level (dBμV/m)	Over Limit (dB)	Limit Line (dBμV/m)	Read Level (dBμV)	Antenna Factor (dB/m)	Path Loss (dB)	Preamp Factor (dB)	Ant Pos (cm)	Table Pos (deg)	Peak Avg. (P/A)	Pol. (H/V)
802.11ax		10540	47.76	-20.54	68.3	47.04	39.8	14.38	53.46	141	152	P	H
HE40 Full		15810	47.94	-26.06	74	43.67	37.4	18.89	52.02	182	157	P	H
CH 54		10540	47.47	-20.83	68.3	46.75	39.8	14.38	53.46	168	105	P	V
5270MHz		15810	47.16	-26.84	74	42.89	37.4	18.89	52.02	124	267	P	V
802.11ax		10620	50.16	-23.84	74	45.41	40.07	12.98	48.3	150	220	P	H
HE40 Full		15930	48.1	-25.9	74	46.67	37.41	15.36	51.34	160	100	P	H
CH 62		10620	50.8	-23.2	74	46.05	40.07	12.98	48.3	150	220	P	V
5310MHz		15930	47.28	-26.72	74	45.85	37.41	15.36	51.34	160	100	P	V
Remark	1. No other spurious found. 2. All results are PASS against Peak and Average limit line.												

Band 2 5250~5350MHz

WIFI 802.11ax HE80 Full (Band Edge @ 3m)

WIFI Ant. 1+2	Note	Frequency (MHz)	Level (dBμV/m)	Over Limit (dB)	Limit Line (dBμV/m)	Read Level (dBμV)	Antenna Factor (dB/m)	Path Loss (dB)	Preamp Factor (dB)	Ant Pos (cm)	Table Pos (deg)	Peak Avg. (P/A)	Pol. (H/V)
802.11ax HE80 Full CH 58 5290MHz		5113.4	46.18	-27.82	74	37.51	31.83	10.02	33.18	100	59	P	H
		5073.5	39.27	-14.73	54	30.69	31.77	9.99	33.18	100	59	A	H
	*	5290	97.28	-	-	88.91	31.3	10.21	33.14	100	59	P	H
		5290	89.9	-	-	81.53	31.3	10.21	33.14	100	59	A	H
		5350.08	53.75	-20.25	74	45.28	31.3	10.3	33.13	100	59	P	H
		5350.32	47.86	-6.14	54	39.39	31.3	10.3	33.13	100	59	A	H
		5012.25	46.89	-27.11	74	38.57	31.57	9.95	33.2	132	13	P	V
		5002.45	39.11	-14.89	54	30.86	31.5	9.95	33.2	132	13	A	V
	*	5290	93.53	-	-	85.16	31.3	10.21	33.14	132	13	P	V
		5290	87.1	-	-	78.73	31.3	10.21	33.14	132	13	A	V
		5355.36	51.43	-22.57	74	42.96	31.3	10.3	33.13	132	13	P	V
		5350.8	46.03	-7.97	54	37.56	31.3	10.3	33.13	132	13	A	V
Remark	1. No other spurious found. 2. All results are PASS against Peak and Average limit line.												

Band 2 5250~5350MHz

WIFI 802.11ax HE80 Full (Harmonic @ 3m)

WIFI Ant. 1+2	Note	Frequency (MHz)	Level (dBμV/m)	Over Limit (dB)	Limit Line (dBμV/m)	Read Level (dBμV)	Antenna Factor (dB/m)	Path Loss (dB)	Preamp Factor (dB)	Ant Pos (cm)	Table Pos (deg)	Peak Avg. (P/A)	Pol. (H/V)
802.11ax HE80 Full CH 58 5290MHz		10580	50.14	-18.16	68.3	45.71	40.01	12.76	48.34	163	360	P	H
		15870	47.18	-26.82	74	45.71	37.59	15.18	51.3	163	0	P	H
		10580	47.55	-20.75	68.3	43.12	40.01	12.76	48.34	163	360	P	V
		15870	47.17	-26.83	74	45.7	37.59	15.18	51.3	163	0	P	V
Remark	1. No other spurious found. 2. All results are PASS against Peak and Average limit line.												

Band 3 - 5470~5725MHz

WIFI 802.11ax HE20 Full (Band Edge @ 3m)

WIFI Ant. 1+2	Note	Frequency (MHz)	Level (dBμV/m)	Over Limit (dB)	Limit Line (dBμV/m)	Read Level (dBμV)	Antenna Factor (dB/m)	Path Loss (dB)	Preamp Factor (dB)	Ant Pos (cm)	Table Pos (deg)	Peak Avg. (P/A)	Pol. (H/V)
802.11ax HE20 Full CH 100 5500MHz		5353.2	50.39	-23.61	74	37.89	31.32	10.74	29.56	134	41	P	H
		5467.44	49.5	-18.8	68.3	36.41	31.8	10.8	29.51	134	41	P	H
		5460	41.59	-12.41	54	28.55	31.76	10.8	29.52	134	41	A	H
		5500	112.04	-	-	98.72	32	10.82	29.5	134	41	P	H
		5500	106.38	-	-	93.06	32	10.82	29.5	134	41	A	H
		5414.96	49.88	-24.12	74	37.01	31.63	10.77	29.53	100	349	P	V
		5464.72	49.01	-19.29	68.3	35.93	31.79	10.8	29.51	100	349	P	V
		5460	41.11	-12.89	54	28.07	31.76	10.8	29.52	100	349	A	V
		5500	108.33	-	-	95.01	32	10.82	29.5	100	349	P	V
		5500	102.51	-	-	89.19	32	10.82	29.5	100	349	A	V
802.11ax HE20 Full CH 116 5580MHz		5386.72	49.86	-24.14	74	37.13	31.52	10.76	29.55	167	46	P	H
		5463.76	49.46	-18.84	68.3	36.39	31.78	10.8	29.51	167	46	P	H
		5456.8	41.71	-12.29	54	28.69	31.74	10.8	29.52	167	46	A	H
		5580	112.38	-	-	99.01	32.02	10.82	29.47	167	46	P	H
		5580	106.05	-	-	92.68	32.02	10.82	29.47	167	46	A	H
		5753.03	53	-15.3	68.3	39.4	32.19	10.81	29.4	167	46	P	H
		5434.48	49.76	-24.24	74	36.84	31.67	10.78	29.53	100	349	P	V
		5465.92	48.92	-19.38	68.3	35.83	31.8	10.8	29.51	100	349	P	V
		5459.68	41.21	-12.79	54	28.17	31.76	10.8	29.52	100	349	A	V
		5580	108.46	-	-	95.09	32.02	10.82	29.47	100	349	P	V
		5580	102.21	-	-	88.84	32.02	10.82	29.47	100	349	A	V
		5764.685	50.34	-17.96	68.3	36.75	32.17	10.81	29.39	100	349	P	V

802.11ax HE20 Full CH 140 5700MHz		5700	113.52	-	-	100.03	32.1	10.81	29.42	165	43	P	H
		5700	106.08	-	-	92.59	32.1	10.81	29.42	165	43	A	H
		5725.16	54.89	-13.41	68.3	41.34	32.15	10.81	29.41	165	43	P	H
		5700	109.09	-	-	95.6	32.1	10.81	29.42	100	351	P	V
		5700	102.68	-	-	89.19	32.1	10.81	29.42	100	351	A	V
		5725.56	52.42	-15.88	68.3	38.87	32.15	10.81	29.41	100	351	P	V
Remark	1. No other spurious found. 2. All results are PASS against Peak and Average limit line.												

Band 3 5470~5725MHz

WIFI 802.11ax HE20 (Harmonic @ 3m)

WIFI Ant. 1+2	Note	Frequency (MHz)	Level (dBμV/m)	Over Limit (dB)	Limit Line (dBμV/m)	Read Level (dBμV)	Antenna Factor (dB/m)	Path Loss (dB)	Preamp Factor (dB)	Ant Pos (cm)	Table Pos (deg)	Peak Avg. (P/A)	Pol. (H/V)
802.11ax		11000	48.74	-25.26	74	41.12	40.6	15.02	48	163	230	P	H
HE20 Full		16500	48.55	-19.75	68.3	46.12	39.6	14.53	51.7	178	296	P	H
CH 100		11000	49.91	-24.09	74	42.29	40.6	15.02	48	163	230	P	V
5500MHz		16500	47.49	-20.81	68.3	45.06	39.6	14.53	51.7	178	296	P	V
802.11ax		11160	49.59	-24.41	74	25.45	40.57	14.8	31.23	163	360	P	H
HE20 Full		16740	49.39	-18.91	68.3	45.21	40.66	15.08	51.56	156	350	P	H
CH 116		11160	50.64	-23.36	74	43.24	40.57	14.8	47.97	170	200	P	V
5580MHz		16740	50.42	-17.88	68.3	46.24	40.66	15.08	51.56	156	350	P	V
802.11ax		11400	49.96	-24.04	74	42.89	40.52	14.47	47.92	157	285	P	H
HE20 Full		17100	50.07	-18.23	68.3	43.7	42.12	15.85	51.6	165	246	P	H
CH 140		11400	49.82	-24.18	74	42.75	40.52	14.47	47.92	157	285	P	V
5700MHz		17100	50.73	-17.57	68.3	44.36	42.12	15.85	51.6	165	246	P	V
Remark	1. No other spurious found. 2. All results are PASS against Peak and Average limit line.												

Band 3 5470~5725MHz

WIFI 802.11ax HE40 Full (Band Edge @ 3m)

WIFI Ant. 1+2	Note	Frequency (MHz)	Level (dBμV/m)	Over Limit (dB)	Limit Line (dBμV/m)	Read Level (dBμV)	Antenna Factor (dB/m)	Path Loss (dB)	Preamp Factor (dB)	Ant Pos (cm)	Table Pos (deg)	Peak Avg. (P/A)	Pol. (H/V)
802.11ax HE40 Full CH 102 5510MHz		5459.2	52.2	-21.8	74	39.16	31.76	10.8	29.52	158	40	P	H
		5470	58.55	-9.75	68.3	45.44	31.82	10.8	29.51	158	40	P	H
		5459.92	45.73	-8.27	54	32.69	31.76	10.8	29.52	158	40	A	H
		5510	109	-	-	95.7	31.98	10.82	29.5	158	40	P	H
		5510	102.55	-	-	89.25	31.98	10.82	29.5	158	40	A	H
		5757.755	50.73	-17.57	68.3	37.14	32.18	10.81	29.4	158	40	P	H
		5440.48	49.27	-24.73	74	36.32	31.68	10.79	29.52	100	349	P	V
		5469.04	51.97	-16.33	68.3	38.87	31.81	10.8	29.51	100	349	P	V
		5459.68	43.35	-10.65	54	30.31	31.76	10.8	29.52	100	349	A	V
		5510	105.36	-	-	92.06	31.98	10.82	29.5	100	349	P	V
		5510	99.15	-	-	85.85	31.98	10.82	29.5	100	349	A	V
		5737.595	51.12	-17.18	68.3	37.53	32.18	10.81	29.4	100	349	P	V
802.11ax HE40 Full CH 110 5550MHz		5455.6	51.4	-22.6	74	38.39	31.73	10.8	29.52	154	39	P	H
		5469.76	48.29	-20.01	68.3	35.18	31.82	10.8	29.51	154	39	P	H
		5407.36	41.68	-12.32	54	28.84	31.61	10.77	29.54	154	39	A	H
		5550	108.01	-	-	94.77	31.9	10.82	29.48	154	39	P	H
		5550	102.6	-	-	89.36	31.9	10.82	29.48	154	39	A	H
		5736.335	51.09	-17.21	68.3	37.52	32.17	10.81	29.41	154	39	P	H
		5445.04	49.95	-24.05	74	36.99	31.69	10.79	29.52	100	350	P	V
		5464.24	50.33	-17.97	68.3	37.25	31.79	10.8	29.51	100	350	P	V
		5459.68	41.14	-12.86	54	28.1	31.76	10.8	29.52	100	350	A	V
		5550	104.73	-	-	91.49	31.9	10.82	29.48	100	350	P	V
		5550	98.71	-	-	85.47	31.9	10.82	29.48	100	350	A	V
		5752.715	51.3	-17	68.3	37.7	32.19	10.81	29.4	100	350	P	V

802.11ax HE40 Full CH 134 5670MHz		5456.4	50	-24	74	36.98	31.74	10.8	29.52	125	39	P	H
		5465.85	49.83	-18.47	68.3	36.74	31.8	10.8	29.51	125	39	P	H
		5459.2	41.26	-12.74	54	28.22	31.76	10.8	29.52	125	39	A	H
		5670	109.75	-	-	96.45	31.92	10.81	29.43	125	39	P	H
		5670	102.52	-	-	89.22	31.92	10.81	29.43	125	39	A	H
		5760.1	51.23	-17.07	68.3	37.64	32.18	10.81	29.4	125	39	P	H
		5408.45	49.58	-24.42	74	36.73	31.62	10.77	29.54	113	350	P	V
		5466.2	51.26	-17.04	68.3	38.17	31.8	10.8	29.51	113	350	P	V
		5457.8	40.92	-13.08	54	27.89	31.75	10.8	29.52	113	350	A	V
		5670	105.05	-	-	91.75	31.92	10.81	29.43	113	350	P	V
		5670	99.76	-	-	86.46	31.92	10.81	29.43	113	350	A	V
		5730.525	52.29	-16.01	68.3	38.73	32.16	10.81	29.41	113	350	P	V
Remark	1. No other spurious found. 2. All results are PASS against Peak and Average limit line.												

Band 3 5470~5725MHz

WIFI 802.11ax HE40 Full (Harmonic @ 3m)

WIFI Ant. 1+2	Note	Frequency (MHz)	Level (dBμV/m)	Over Limit (dB)	Limit Line (dBμV/m)	Read Level (dBμV)	Antenna Factor (dB/m)	Path Loss (dB)	Preamp Factor (dB)	Ant Pos (cm)	Table Pos (deg)	Peak Avg. (P/A)	Pol. (H/V)
802.11ax		11020	50.71	-23.29	74	43.12	40.6	14.99	48	170	230	P	H
HE40 Full		16530	48.6	-19.7	68.3	45.95	39.73	14.6	51.68	160	300	P	H
CH 102		11020	49.67	-24.33	74	42.08	40.6	14.99	48	170	230	P	V
5510MHz		16530	48.32	-19.98	68.3	45.67	39.73	14.6	51.68	160	300	P	V
802.11ax		11100	49.35	-24.65	74	41.87	40.58	14.88	47.98	185	200	P	H
HE40 Full		16650	49.63	-18.67	68.3	46.1	40.26	14.88	51.61	180	325	P	H
CH 110		11100	46.75	-27.25	74	39.27	40.58	14.88	47.98	185	200	P	V
5550MHz		16650	49.26	-19.04	68.3	45.73	40.26	14.88	51.61	180	325	P	V
802.11ax		11340	50.6	-23.4	74	43.45	40.53	14.55	47.93	200	360	P	H
HE40 Full		17010	49.98	-18.32	68.3	43.87	41.83	15.7	51.42	200	360	P	H
CH 134		11340	49.43	-24.57	74	42.28	40.53	14.55	47.93	200	360	P	V
5670MHz		17010	48.95	-19.35	68.3	42.84	41.83	15.7	51.42	200	360	P	V
Remark	1. No other spurious found. 2. All results are PASS against Peak and Average limit line.												

Band 3 5470~5725MHz

WIFI 802.11ax HE80 Full (Band Edge @ 3m)

WIFI Ant. 1+2	Note	Frequency (MHz)	Level (dBμV/m)	Over Limit (dB)	Limit Line (dBμV/m)	Read Level (dBμV)	Antenna Factor (dB/m)	Path Loss (dB)	Preamp Factor (dB)	Ant Pos (cm)	Table Pos (deg)	Peak Avg. (P/A)	Pol. (H/V)
802.11ax HE80 Full CH 106 5530MHz		5143.85	52.3	-21.7	74	39.3	32.01	10.63	29.64	263	44	P	H
		5106.05	42.97	-11.03	54	29.93	32.09	10.61	29.66	263	44	A	H
		5290	105	-	-	92.37	31.5	10.71	29.58	263	44	P	H
		5290	99.08	-	-	86.45	31.5	10.71	29.58	263	44	A	H
		5352	57.33	-16.67	74	44.84	31.31	10.74	29.56	263	44	P	H
		5350.32	49.92	-4.08	54	37.44	31.3	10.74	29.56	263	44	A	H
		5129.85	52	-22	74	38.99	32.04	10.62	29.65	100	351	P	V
		5105.7	42.85	-11.15	54	29.81	32.09	10.61	29.66	100	351	A	V
		5290	101.78	-	-	89.15	31.5	10.71	29.58	100	351	P	V
		5290	96.3	-	-	83.67	31.5	10.71	29.58	100	351	A	V
		5355.84	55.05	-18.95	74	42.53	31.34	10.74	29.56	100	351	P	V
		5350.32	47.62	-6.38	54	35.14	31.3	10.74	29.56	100	351	A	V
802.11ax HE80 Full CH 122 5610MHz		5385.28	50.58	-23.42	74	37.86	31.51	10.76	29.55	150	50	P	H
		5467.36	49.46	-18.84	68.3	36.37	31.8	10.8	29.51	150	50	P	H
		5459.68	42.27	-11.73	54	29.23	31.76	10.8	29.52	150	50	A	H
		5610	105.62	-	-	92.22	32.04	10.82	29.46	150	50	P	H
		5610	99.89	-	-	86.49	32.04	10.82	29.46	150	50	A	H
		5763.25	51.97	-16.33	68.3	38.38	32.17	10.81	29.39	150	50	P	H
		5369.44	49.5	-24.5	74	36.88	31.42	10.75	29.55	156	349	P	V
		5460.4	49.22	-19.08	68.3	36.18	31.76	10.8	29.52	156	349	P	V
		5459.44	41.33	-12.67	54	28.29	31.76	10.8	29.52	156	349	A	V
		5610	102.67	-	-	89.27	32.04	10.82	29.46	156	349	P	V
		5610	96.82	-	-	83.42	32.04	10.82	29.46	156	349	A	V
		5763.075	50.5	-17.8	68.3	36.91	32.17	10.81	29.39	156	349	P	V
Remark	1. No other spurious found. 2. All results are PASS against Peak and Average limit line.												

Band 3 5470~5725MHz

WIFI 802.11ax HE80 Full (Harmonic @ 3m)

WIFI Ant. 1+2	Note	Frequency (MHz)	Level (dBμV/m)	Over Limit (dB)	Limit Line (dBμV/m)	Read Level (dBμV)	Antenna Factor (dB/m)	Path Loss (dB)	Preamp Factor (dB)	Ant Pos (cm)	Table Pos (deg)	Peak Avg. (P/A)	Pol. (H/V)
802.11ax		11060	49.68	-24.32	74	42.14	40.59	14.94	47.99	162	360	P	H
HE80 Full		16590	49.99	-18.31	68.3	46.9	40	14.74	51.65	162	0	P	H
CH 106		11060	46.19	-27.81	74	38.65	40.59	14.94	47.99	162	360	P	V
5530MHz		16590	48.21	-20.09	68.3	45.12	40	14.74	51.65	162	0	P	V
802.11ax		11220	48.1	-25.9	74	40.78	40.56	14.72	47.96	162	360	P	H
HE80 Full		16830	50.78	-17.52	68.3	45.94	41.05	15.29	51.5	162	0	P	H
CH 122		11220	48.01	-25.99	74	40.69	40.56	14.72	47.96	162	360	P	V
5610MHz		16830	50.03	-18.27	68.3	45.19	41.05	15.29	51.5	162	0	P	V
Remark	1. No other spurious found. 2. All results are PASS against Peak and Average limit line.												

Band 3 - Straddle Channel

WIFI 802.11ax HE20 Full (Harmonic @ 3m)

WIFI Ant. 1+2	Note	Frequency (MHz)	Level (dBμV/m)	Over Limit (dB)	Limit Line (dBμV/m)	Read Level (dBμV)	Antenna Factor (dB/m)	Path Loss (dB)	Preamp Factor (dB)	Ant Pos (cm)	Table Pos (deg)	Peak Avg. (P/A)	Pol. (H/V)
802.11ax		11440	47.72	-26.28	74	40.71	40.51	14.41	47.91	157	285	P	H
HE20 Full		17160	48.27	-20.03	68.3	41.72	42.31	15.96	51.72	165	246	P	H
CH 144		11440	48.88	-25.12	74	41.87	40.51	14.41	47.91	152	285	P	V
5720MHz		17160	48.13	-20.17	68.3	41.58	42.31	15.96	51.72	165	298	P	V
Remark	1. No other spurious found. 2. All results are PASS against Peak and Average limit line.												

Band 3 - Straddle Channel

WIFI 802.11ax HE40 Full (Harmonic @ 3m)

WIFI Ant. 1+2	Note	Frequency (MHz)	Level (dBμV/m)	Over Limit (dB)	Limit Line (dBμV/m)	Read Level (dBμV)	Antenna Factor (dB/m)	Path Loss (dB)	Preamp Factor (dB)	Ant Pos (cm)	Table Pos (deg)	Peak Avg. (P/A)	Pol. (H/V)
802.11ax		11420	48.89	-25.11	74	41.85	40.52	14.44	47.92	161	85	P	H
HE40 Full		17130	48.69	-19.61	68.3	42.23	42.22	15.9	51.66	191	277	P	H
CH 142		11420	48.88	-25.12	74	41.84	40.52	14.44	47.92	188	185	P	V
5710MHz		17130	48.13	-20.17	68.3	41.67	42.22	15.9	51.66	113	97	P	V
Remark	1. No other spurious found. 2. All results are PASS against Peak and Average limit line.												

Band 3 - Straddle Channel

WIFI 802.11ax HE80 Full (Harmonic @ 3m)

WIFI Ant. 1+2	Note	Frequency (MHz)	Level (dBμV/m)	Over Limit (dB)	Limit Line (dBμV/m)	Read Level (dBμV)	Antenna Factor (dB/m)	Path Loss (dB)	Preamp Factor (dB)	Ant Pos (cm)	Table Pos (deg)	Peak Avg. (P/A)	Pol. (H/V)
802.11ax		11380	48.89	-25.11	74	41.79	40.52	14.5	47.92	160	313	P	H
HE80 Full		17070	48.11	-20.19	68.3	41.83	42.02	15.8	51.54	155	139	P	H
CH 138		11380	47.72	-26.28	74	40.62	40.52	14.5	47.92	134	273	P	V
5690MHz		17070	48.13	-20.17	68.3	41.85	42.02	15.8	51.54	181	19	P	V
Remark	1. No other spurious found. 2. All results are PASS against Peak and Average limit line.												

Band 1 - 5150~5250MHz

WIFI 802.11ax HE20 Partial RU (Band Edge @ 3m)

WIFI Ant.	Note	Frequency	Level	Over Limit	Limit Line	Read Level	Antenna Factor	Path Loss	Preamp Factor	Ant Pos	Table Pos	Peak Avg.	Pol.
1+2		(MHz)	(dBµV/m)	(dB)	(dBµV/m)	(dBµV)	(dB/m)	(dB)	(dB)	(cm)	(deg)	(P/A)	(H/V)
802.11ax HE20 Partial RU CH 36 5180MHz		5115.7	53.24	-20.76	74	40.21	32.07	10.61	29.65	188	49	P	H
		5094.12	42.43	-11.57	54	29.43	32.06	10.6	29.66	188	49	A	H
		5180	111.6	-	-	98.7	31.88	10.65	29.63	188	49	P	H
		5180	105.51	-	-	92.61	31.88	10.65	29.63	188	49	A	H
		5088.66	52.59	-21.41	74	39.62	32.03	10.6	29.66	156	357	P	V
		5095.42	42.39	-11.61	54	29.38	32.07	10.6	29.66	156	357	A	V
		5180	107.67	-	-	94.77	31.88	10.65	29.63	156	357	P	V
		5180	101.31	-	-	88.41	31.88	10.65	29.63	156	357	A	V
Remark	1. No other spurious found. 2. All results are PASS against Peak and Average limit line.												

WIFI Ant. 1+2	Note	Frequency (MHz)	Level (dBµV/m)	Over Limit (dB)	Limit Line (dBµV/m)	Read Level (dBµV)	Antenna Factor (dB/m)	Path Loss (dB)	Preamp Factor (dB)	Ant Pos (cm)	Table Pos (deg)	Peak Avg. (P/A)	Pol. (H/V)
802.11ax HE20 Partial RU CH 48 5240MHz		5095.94	53.17	-20.83	74	40.15	32.08	10.6	29.66	178	47	P	H
		5094.12	42.46	-11.54	54	29.46	32.06	10.6	29.66	178	47	A	H
		5240	111.43	-	-	98.79	31.56	10.68	29.6	178	47	P	H
		5240	105.18	-	-	92.54	31.56	10.68	29.6	178	47	A	H
		5361.84	50.87	-23.13	74	38.31	31.37	10.75	29.56	178	47	P	H
		5459.52	40.98	-13.02	54	27.94	31.76	10.8	29.52	178	47	A	H
		5119.6	53.44	-20.56	74	40.42	32.06	10.61	29.65	158	357	P	V
		5097.76	42.39	-11.61	54	29.36	32.09	10.6	29.66	158	357	A	V
		5240	107.34	-	-	94.7	31.56	10.68	29.6	158	357	P	V
		5240	101.12	-	-	88.48	31.56	10.68	29.6	158	357	A	V
		5458.32	51.97	-22.03	74	38.94	31.75	10.8	29.52	158	357	P	V
		5450	40.81	-13.19	54	27.84	31.7	10.79	29.52	158	357	A	V
Remark	1. No other spurious found. 2. All results are PASS against Peak and Average limit line.												

Band 1 5150~5250MHz

WIFI 802.11ax HE20 Partial RU (Harmonic @ 3m)

WIFI Ant. 1+2	Note	Frequency (MHz)	Level (dBμV/m)	Over Limit (dB)	Limit Line (dBμV/m)	Read Level (dBμV)	Antenna Factor (dB/m)	Path Loss (dB)	Preamp Factor (dB)	Ant Pos (cm)	Table Pos (deg)	Peak Avg. (P/A)	Pol. (H/V)
802.11ax HE20 Partial RU CH 36 5180MHz		10360	49.28	-19.02	68.3	45.73	39.65	12.5	48.6	152	260	P	H
		15540	47.42	-26.58	74	45.71	38.58	14.16	51.03	189	238	P	H
		10360	45.28	-23.02	68.3	41.73	39.65	12.5	48.6	152	260	P	V
		15540	47.44	-26.56	74	45.73	38.58	14.16	51.03	189	238	P	V
802.11ax HE20 Partial RU CH 48 5240MHz		10480	47.35	-20.95	68.3	43.57	39.86	12.35	48.43	189	12	P	H
		15720	47.41	-26.59	74	45.83	38.04	14.72	51.18	198	226	P	H
		10480	45.17	-23.13	68.3	41.39	39.86	12.35	48.43	189	12	P	V
		15720	47.02	-26.98	74	45.44	38.04	14.72	51.18	198	226	P	V
Remark	1. No other spurious found. 2. All results are PASS against Peak and Average limit line.												

Band 1 5150~5250MHz

WIFI 802.11ax HE40 Partial RU (Band Edge @ 3m)

WIFI Ant. 1+2	Note	Frequency (MHz)	Level (dBµV/m)	Over Limit (dB)	Limit Line (dBµV/m)	Read Level (dBµV)	Antenna Factor (dB/m)	Path Loss (dB)	Preamp Factor (dB)	Ant Pos (cm)	Table Pos (deg)	Peak Avg. (P/A)	Pol. (H/V)
802.11ax HE40 Partial RU CH 38 5190MHz		5101.92	53.7	-20.3	74	40.65	32.1	10.61	29.66	192	40	P	H
		5095.42	42.38	-11.62	54	29.37	32.07	10.6	29.66	192	40	A	H
		5190	106.13	-	-	93.26	31.84	10.65	29.62	192	40	P	H
		5190	100.89	-	-	88.02	31.84	10.65	29.62	192	40	A	H
		5353.32	50.42	-23.58	74	37.92	31.32	10.74	29.56	192	40	P	H
		5450	40.87	-13.13	54	27.9	31.7	10.79	29.52	192	40	A	H
		5100.1	52.92	-21.08	74	39.88	32.1	10.6	29.66	130	360	P	V
		5095.42	42.39	-11.61	54	29.38	32.07	10.6	29.66	130	360	A	V
		5190	105.07	-	-	92.2	31.84	10.65	29.62	130	360	P	V
		5190	99.84	-	-	86.97	31.84	10.65	29.62	130	360	A	V
		5451.88	51.1	-22.9	74	38.12	31.71	10.79	29.52	130	360	P	V
		5458.04	40.84	-13.16	54	27.81	31.75	10.8	29.52	130	360	A	V
Remark	1. No other spurious found. 2. All results are PASS against Peak and Average limit line.												

WIFI Ant. 1+2	Note	Frequency (MHz)	Level (dBµV/m)	Over Limit (dB)	Limit Line (dBµV/m)	Read Level (dBµV)	Antenna Factor (dB/m)	Path Loss (dB)	Preamp Factor (dB)	Ant Pos (cm)	Table Pos (deg)	Peak Avg. (P/A)	Pol. (H/V)
802.11ax HE40 Partial RU CH 46 5230MHz		5146.64	53.22	-20.78	74	40.22	32.01	10.63	29.64	231	47	P	H
		5093.34	42.4	-11.6	54	29.4	32.06	10.6	29.66	231	47	A	H
		5230	105.86	-	-	93.18	31.62	10.67	29.61	231	47	P	H
		5230	100.36	-	-	87.68	31.62	10.67	29.61	231	47	A	H
		5429.76	52.43	-21.57	74	39.52	31.66	10.78	29.53	231	47	P	H
		5450	40.92	-13.08	54	27.95	31.7	10.79	29.52	231	47	A	H
		5076.7	53.17	-20.83	74	40.29	31.96	10.59	29.67	172	360	P	V
		5093.86	42.38	-11.62	54	29.38	32.06	10.6	29.66	172	360	A	V
		5230	101.8	-	-	89.12	31.62	10.67	29.61	172	360	P	V
		5230	96.8	-	-	84.12	31.62	10.67	29.61	172	360	A	V
		5411.04	50.83	-23.17	74	37.98	31.62	10.77	29.54	172	360	P	V
		5450	40.84	-13.16	54	27.87	31.7	10.79	29.52	172	360	A	V
Remark	1. No other spurious found. 2. All results are PASS against Peak and Average limit line.												

Band 1 5150~5250MHz

WIFI 802.11ax HE40 Partial RU (Harmonic @ 3m)

WIFI Ant. 1+2	Note	Frequency (MHz)	Level (dBμV/m)	Over Limit (dB)	Limit Line (dBμV/m)	Read Level (dBμV)	Antenna Factor (dB/m)	Path Loss (dB)	Preamp Factor (dB)	Ant Pos (cm)	Table Pos (deg)	Peak Avg. (P/A)	Pol. (H/V)
802.11ax HE40 Partial RU CH 38 5190MHz		10380	49.32	-18.98	68.3	45.73	39.68	12.48	48.57	150	360	P	H
		15570	47.25	-26.75	74	45.56	38.49	14.26	51.06	155	360	P	H
		10380	48.04	-20.26	68.3	44.45	39.68	12.48	48.57	150	360	P	V
		15570	46.88	-27.12	74	45.19	38.49	14.26	51.06	155	360	P	V
802.11ax HE40 Partial RU CH 46 5230MHz		10460	50.92	-17.38	68.3	47.17	39.83	12.38	48.46	150	360	P	H
		15690	47.05	-26.95	74	45.44	38.13	14.63	51.15	150	225	P	H
		10460	48.99	-19.31	68.3	45.24	39.83	12.38	48.46	150	360	P	V
		15690	46.31	-27.69	74	44.7	38.13	14.63	51.15	150	225	P	V

Band 1 5150~5250MHz

WIFI 802.11ax HE80 Partial RU (Band Edge @ 3m)

WIFI Ant. 1+2	Note	Frequency (MHz)	Level (dBμV/m)	Over Limit (dB)	Limit Line (dBμV/m)	Read Level (dBμV)	Antenna Factor (dB/m)	Path Loss (dB)	Preamp Factor (dB)	Ant Pos (cm)	Table Pos (deg)	Peak Avg. (P/A)	Pol. (H/V)
802.11ax HE80 Partial RU 26/0 CH 42 5210MHz		5093.08	53.75	-20.25	74	40.75	32.06	10.6	29.66	227	40	P	H
		5090.48	42.29	-11.71	54	29.31	32.04	10.6	29.66	227	40	A	H
		5210	104.41	-	-	91.63	31.74	10.66	29.62	227	40	P	H
		5210	97.95	-	-	85.17	31.74	10.66	29.62	227	40	A	H
		5430.24	50.55	-23.45	74	37.64	31.66	10.78	29.53	227	40	P	H
		5458.8	40.75	-13.25	54	27.72	31.75	10.8	29.52	227	40	A	H
		5142.74	52.87	-21.13	74	39.87	32.01	10.63	29.64	100	360	P	V
		5096.72	42.27	-11.73	54	29.25	32.08	10.6	29.66	100	360	A	V
		5210	100.11	-	-	87.33	31.74	10.66	29.62	100	360	P	V
		5210	93.16	-	-	80.38	31.74	10.66	29.62	100	360	A	V
		5454.72	50.77	-23.23	74	37.76	31.73	10.8	29.52	100	360	P	V
		5460	40.76	-13.24	54	27.72	31.76	10.8	29.52	100	360	A	V
Remark	1. No other spurious found. 2. All results are PASS against Peak and Average limit line.												

WIFI Ant. 1+2	Note	Frequency (MHz)	Level (dBµV/m)	Over Limit (dB)	Limit Line (dBµV/m)	Read Level (dBµV)	Antenna Factor (dB/m)	Path Loss (dB)	Preamp Factor (dB)	Ant Pos (cm)	Table Pos (deg)	Peak Avg. (P/A)	Pol. (H/V)
802.11ax HE80 Partial RU 26/36 CH 42 5210MHz		5105.04	53.92	-20.08	74	40.88	32.09	10.61	29.66	239	37	P	H
		5099.84	42.27	-11.73	54	29.23	32.1	10.6	29.66	239	37	A	H
		5210	104.78	-	-	92	31.74	10.66	29.62	239	37	P	H
		5210	97.15	-	-	84.37	31.74	10.66	29.62	239	37	A	H
		5456.16	50.94	-23.06	74	37.92	31.74	10.8	29.52	239	37	P	H
		5460	40.74	-13.26	54	27.7	31.76	10.8	29.52	239	37	A	H
		5140.66	53.07	-20.93	74	40.06	32.02	10.63	29.64	152	360	P	V
		5096.72	42.28	-11.72	54	29.26	32.08	10.6	29.66	152	360	A	V
		5210	98.22	-	-	85.44	31.74	10.66	29.62	152	360	P	V
		5210	91.75	-	-	78.97	31.74	10.66	29.62	152	360	A	V
		5443.2	51.5	-22.5	74	38.54	31.69	10.79	29.52	152	360	P	V
		5459.04	40.74	-13.26	54	27.71	31.75	10.8	29.52	152	360	A	V
Remark	1. No other spurious found. 2. All results are PASS against Peak and Average limit line.												

Band 1 5150~5250MHz

WIFI 802.11ax HE80 Partial RU (Harmonic @ 3m)

WIFI Ant. 1+2	Note	Frequency (MHz)	Level (dBμV/m)	Over Limit (dB)	Limit Line (dBμV/m)	Read Level (dBμV)	Antenna Factor (dB/m)	Path Loss (dB)	Preamp Factor (dB)	Ant Pos (cm)	Table Pos (deg)	Peak Avg. (P/A)	Pol. (H/V)
802.11ax HE80 Partial RU 26/0 CH 42 5210MHz		10420	49.03	-19.27	68.3	45.35	39.76	12.43	48.51	150	360	P	H
		15630	46.69	-27.31	74	45.04	38.31	14.44	51.1	155	360	P	H
		10420	48.96	-19.34	68.3	45.28	39.76	12.43	48.51	150	360	P	V
		15630	46.59	-27.41	74	44.94	38.31	14.44	51.1	155	360	P	V
802.11ax HE80 Partial RU 26/36 CH 42 5210MHz		10420	49.03	-19.27	68.3	45.35	39.76	12.43	48.51	150	360	P	H
		15630	46.69	-27.31	74	45.04	38.31	14.44	51.1	155	360	P	H
		10420	48.96	-19.34	68.3	45.28	39.76	12.43	48.51	150	360	P	V
		15630	46.59	-27.41	74	44.94	38.31	14.44	51.1	155	360	P	V
Remark	1. No other spurious found. 2. All results are PASS against Peak and Average limit line.												

Band 2 - 5250~5350MHz

WIFI 802.11ax HE20 Partial RU (Band Edge @ 3m)

WIFI Ant. 1+2	Note	Frequency (MHz)	Level (dBμV/m)	Over Limit (dB)	Limit Line (dBμV/m)	Read Level (dBμV)	Antenna Factor (dB/m)	Path Loss (dB)	Preamp Factor (dB)	Ant Pos (cm)	Table Pos (deg)	Peak Avg. (P/A)	Pol. (H/V)
802.11ax HE20 Partial RU CH 64 5320MHz		5320	113.22	-	-	100.65	31.42	10.72	29.57	235	49	P	H
		5320	106.62	-	-	94.05	31.42	10.72	29.57	235	49	A	H
		5413.12	51.88	-22.12	74	39.01	31.63	10.77	29.53	235	49	P	H
		5458.72	41.01	-12.99	54	27.98	31.75	10.8	29.52	235	49	A	H
		5320	108.28	-	-	95.71	31.42	10.72	29.57	136	359	P	V
		5320	101.6	-	-	89.03	31.42	10.72	29.57	136	359	A	V
		5444.16	51.25	-22.75	74	38.29	31.69	10.79	29.52	136	359	P	V
		5450	40.83	-13.17	54	27.86	31.7	10.79	29.52	136	359	A	V
Remark	1. No other spurious found. 2. All results are PASS against Peak and Average limit line.												

Band 2 5250~5350MHz

WIFI 802.11ax HE20 Partial RU (Harmonic @ 3m)

WIFI Ant. 1+2	Note	Frequency (MHz)	Level (dBμV/m)	Over Limit (dB)	Limit Line (dBμV/m)	Read Level (dBμV)	Antenna Factor (dB/m)	Path Loss (dB)	Preamp Factor (dB)	Ant Pos (cm)	Table Pos (deg)	Peak Avg. (P/A)	Pol. (H/V)
802.11ax HE20 Partial RU CH 52 5260MHz		10520	48.55	-19.75	68.3	44.56	39.93	12.44	48.38	150	220	P	H
		15780	46.75	-27.25	74	45.21	37.86	14.9	51.22	159	345	P	H
		10520	47.03	-21.27	68.3	43.04	39.93	12.44	48.38	150	220	P	V
		15780	48.04	-25.96	74	46.5	37.86	14.9	51.22	159	345	P	V
802.11ax HE20 Partial RU CH 64 5320MHz		10640	48.83	-25.17	74	43.94	40.1	13.08	48.29	152	135	P	H
		15960	47.11	-26.89	74	45.7	37.32	15.46	51.37	173	245	P	H
		10640	45.02	-28.98	74	40.13	40.1	13.08	48.29	152	135	P	V
		15960	47.31	-26.69	74	45.9	37.32	15.46	51.37	173	245	P	V
Remark	1. No other spurious found. 2. All results are PASS against Peak and Average limit line.												

Band 2 5250~5350MHz

WIFI 802.11ax HE40 Partial RU (Band Edge @ 3m)

WIFI Ant. 1+2	Note	Frequency (MHz)	Level (dBμV/m)	Over Limit (dB)	Limit Line (dBμV/m)	Read Level (dBμV)	Antenna Factor (dB/m)	Path Loss (dB)	Preamp Factor (dB)	Ant Pos (cm)	Table Pos (deg)	Peak Avg. (P/A)	Pol. (H/V)
802.11ax HE40 Partial RU CH 54 5270MHz		5051.1	54.04	-19.96	74	41.33	31.81	10.58	29.68	236	43	P	H
		5097.65	42.6	-11.4	54	29.57	32.09	10.6	29.66	236	43	A	H
		5270	106.63	-	-	94.02	31.5	10.7	29.59	236	43	P	H
		5270	101.1	-	-	88.49	31.5	10.7	29.59	236	43	A	H
		5457.36	51.14	-22.86	74	38.12	31.74	10.8	29.52	236	43	P	H
		5460	40.95	-13.05	54	27.91	31.76	10.8	29.52	236	43	A	H
		5091.7	52.92	-21.08	74	39.93	32.05	10.6	29.66	125	360	P	V
		5091.35	42.59	-11.41	54	29.6	32.05	10.6	29.66	125	360	A	V
		5270	102.9	-	-	90.29	31.5	10.7	29.59	125	360	P	V
		5270	97.29	-	-	84.68	31.5	10.7	29.59	125	360	A	V
		5456.88	50.48	-23.52	74	37.46	31.74	10.8	29.52	125	360	P	V
		5458.32	40.82	-13.18	54	27.79	31.75	10.8	29.52	125	360	A	V
Remark	1. No other spurious found. 2. All results are PASS against Peak and Average limit line.												

WIFI Ant. 1+2	Note	Frequency (MHz)	Level (dBµV/m)	Over Limit (dB)	Limit Line (dBµV/m)	Read Level (dBµV)	Antenna Factor (dB/m)	Path Loss (dB)	Preamp Factor (dB)	Ant Pos (cm)	Table Pos (deg)	Peak Avg. (P/A)	Pol. (H/V)
802.11ax HE40 Partial RU CH 62 5310MHz		5133	54.74	-19.26	74	41.74	32.03	10.62	29.65	245	42	P	H
		5097.65	42.58	-11.42	54	29.55	32.09	10.6	29.66	245	42	A	H
		5310	107.56	-	-	94.96	31.46	10.72	29.58	245	42	P	H
		5310	101.54	-	-	88.94	31.46	10.72	29.58	245	42	A	H
		5400	50.69	-23.31	74	37.86	31.6	10.77	29.54	245	42	P	H
		5458.32	40.86	-13.14	54	27.83	31.75	10.8	29.52	245	42	A	H
		5025.9	53.13	-20.87	74	40.6	31.66	10.56	29.69	194	352	P	V
		5096.95	42.56	-11.44	54	29.54	32.08	10.6	29.66	194	352	A	V
		5310	101.47	-	-	88.87	31.46	10.72	29.58	194	352	P	V
		5310	95.75	-	-	83.15	31.46	10.72	29.58	194	352	A	V
		5366.64	50.64	-23.36	74	38.04	31.4	10.75	29.55	194	352	P	V
		5450	40.82	-13.18	54	27.85	31.7	10.79	29.52	194	352	A	V
Remark	1. No other spurious found. 2. All results are PASS against Peak and Average limit line.												

Band 2 5250~5350MHz

WIFI 802.11ax HE40 Partial RU (Harmonic @ 3m)

WIFI Ant. 1+2	Note	Frequency (MHz)	Level (dBμV/m)	Over Limit (dB)	Limit Line (dBμV/m)	Read Level (dBμV)	Antenna Factor (dB/m)	Path Loss (dB)	Preamp Factor (dB)	Ant Pos (cm)	Table Pos (deg)	Peak Avg. (P/A)	Pol. (H/V)
802.11ax HE40 Partial RU CH 54 5270MHz		10540	50.37	-17.93	68.3	46.23	39.96	12.55	48.37	150	220	P	H
		15810	47.51	-26.49	74	46	37.77	14.99	51.25	168	345	P	H
		10540	50.69	-17.61	68.3	46.55	39.96	12.55	48.37	150	220	P	V
		15810	46.41	-27.59	74	44.9	37.77	14.99	51.25	168	345	P	V
802.11ax HE40 Partial RU CH 62 5310MHz		10620	50.8	-23.2	74	46.05	40.07	12.98	48.3	150	220	P	H
		15930	46.83	-27.17	74	45.4	37.41	15.36	51.34	160	100	P	H
		10620	50.92	-23.08	74	46.17	40.07	12.98	48.3	150	220	P	V
		15930	46.96	-27.04	74	45.53	37.41	15.36	51.34	160	100	P	V
Remark	1. No other spurious found. 2. All results are PASS against Peak and Average limit line.												

Band 2 5250~5350MHz

WIFI 802.11ax HE80 Partial RU (Band Edge @ 3m)

WIFI Ant. 1+2	Note	Frequency (MHz)	Level (dBμV/m)	Over Limit (dB)	Limit Line (dBμV/m)	Read Level (dBμV)	Antenna Factor (dB/m)	Path Loss (dB)	Preamp Factor (dB)	Ant Pos (cm)	Table Pos (deg)	Peak Avg. (P/A)	Pol. (H/V)
802.11ax HE80 Partial RU 26/0 CH 58 5290MHz		5105	53.61	-20.39	74	40.57	32.09	10.61	29.66	151	38	P	H
		5089.95	42.48	-11.52	54	29.5	32.04	10.6	29.66	151	38	A	H
		5290	102.23	-	-	89.6	31.5	10.71	29.58	151	38	P	H
		5290	95.26	-	-	82.63	31.5	10.71	29.58	151	38	A	H
		5421.36	52.04	-21.96	74	39.15	31.64	10.78	29.53	151	38	P	H
		5460	40.76	-13.24	54	27.72	31.76	10.8	29.52	151	38	A	H
		5044.45	53.46	-20.54	74	40.8	31.77	10.57	29.68	157	360	P	V
		5092.4	42.53	-11.47	54	29.54	32.05	10.6	29.66	157	360	A	V
		5290	100.56	-	-	87.93	31.5	10.71	29.58	157	360	P	V
		5290	92.85	-	-	80.22	31.5	10.71	29.58	157	360	A	V
		5430.24	50.72	-23.28	74	37.81	31.66	10.78	29.53	157	360	P	V
		5460	40.85	-13.15	54	27.81	31.76	10.8	29.52	157	360	A	V
Remark	1. No other spurious found. 2. All results are PASS against Peak and Average limit line.												

Band 2 5250~5350MHz

WIFI 802.11ax HE80 Partial RU (Band Edge @ 3m)

WIFI Ant. 1+2	Note	Frequency (MHz)	Level (dBμV/m)	Over Limit (dB)	Limit Line (dBμV/m)	Read Level (dBμV)	Antenna Factor (dB/m)	Path Loss (dB)	Preamp Factor (dB)	Ant Pos (cm)	Table Pos (deg)	Peak Avg. (P/A)	Pol. (H/V)
802.11ax HE80 Partial RU 26/36 CH 58 5290MHz		5105	53.61	-20.39	74	40.57	32.09	10.61	29.66	151	38	P	H
		5089.95	42.48	-11.52	54	29.5	32.04	10.6	29.66	151	38	A	H
		5290	102.23	-	-	89.6	31.5	10.71	29.58	151	38	P	H
		5290	95.26	-	-	82.63	31.5	10.71	29.58	151	38	A	H
		5421.36	52.04	-21.96	74	39.15	31.64	10.78	29.53	151	38	P	H
		5460	40.76	-13.24	54	27.72	31.76	10.8	29.52	151	38	A	H
		5044.45	53.46	-20.54	74	40.8	31.77	10.57	29.68	157	360	P	V
		5092.4	42.53	-11.47	54	29.54	32.05	10.6	29.66	157	360	A	V
		5290	100.56	-	-	87.93	31.5	10.71	29.58	157	360	P	V
		5290	92.85	-	-	80.22	31.5	10.71	29.58	157	360	A	V
		5430.24	50.72	-23.28	74	37.81	31.66	10.78	29.53	157	360	P	V
		5460	40.85	-13.15	54	27.81	31.76	10.8	29.52	157	360	A	V
Remark	1. No other spurious found. 2. All results are PASS against Peak and Average limit line.												

Band 2 5250~5350MHz

WIFI 802.11ax HE80 Partial 242 (Harmonic @ 3m)

WIFI Ant. 1+2	Note	Frequency (MHz)	Level (dBμV/m)	Over Limit (dB)	Limit Line (dBμV/m)	Read Level (dBμV)	Antenna Factor (dB/m)	Path Loss (dB)	Preamp Factor (dB)	Ant Pos (cm)	Table Pos (deg)	Peak Avg. (P/A)	Pol. (H/V)
802.11ax HE80 Partial RU 26/0 CH 58 5290MHz		10580	50.2	-18.1	68.3	45.77	40.01	12.76	48.34	160	360	P	H
		15870	46.16	-27.84	74	44.69	37.59	15.18	51.3	160	0	P	H
		10580	50.74	-17.56	68.3	46.31	40.01	12.76	48.34	160	360	P	V
		15870	46.28	-27.72	74	44.81	37.59	15.18	51.3	160	0	P	V
802.11ax HE80 Partial RU 26/36 CH 58 5290MHz		10580	49.34	-18.96	68.3	44.91	40.01	12.76	48.34	160	360	P	H
		15870	45.58	-28.42	74	44.11	37.59	15.18	51.3	160	0	P	H
		10580	50.22	-18.08	68.3	45.79	40.01	12.76	48.34	160	360	P	V
		15870	45.67	-28.33	74	44.2	37.59	15.18	51.3	160	0	P	V
Remark	1. No other spurious found. 2. All results are PASS against Peak and Average limit line.												

Band 3 - 5470~5725MHz

WIFI 802.11ax HE20 Partial RU (Band Edge @ 3m)

WIFI Ant. 1+2	Note	Frequency (MHz)	Level (dBµV/m)	Over Limit (dB)	Limit Line (dBµV/m)	Read Level (dBµV)	Antenna Factor (dB/m)	Path Loss (dB)	Preamp Factor (dB)	Ant Pos (cm)	Table Pos (deg)	Peak Avg. (P/A)	Pol. (H/V)
802.11ax HE20 Partial RU CH 100 5260MHz		5373.68	51.24	-22.76	74	38.6	31.44	10.75	29.55	269	352	P	H
		5463.12	50.46	-17.84	68.3	37.39	31.78	10.8	29.51	269	352	P	H
		5459.92	40.86	-13.14	54	27.82	31.76	10.8	29.52	269	352	A	H
		5500	107.38	-	-	94.06	32	10.82	29.5	269	352	P	H
		5500	101.99	-	-	88.67	32	10.82	29.5	269	352	A	H
		5424.24	50.37	-23.63	74	37.47	31.65	10.78	29.53	239	41	P	V
		5465.04	50.19	-18.11	68.3	37.11	31.79	10.8	29.51	239	41	P	V
		5459.92	40.94	-13.06	54	27.9	31.76	10.8	29.52	239	41	A	V
		5500	111.67	-	-	98.35	32	10.82	29.5	239	41	P	V
		5500	105.69	-	-	92.37	32	10.82	29.5	239	41	A	V
802.11ax HE20 Partial RU CH 140 5700MHz		5700	113.71	-	-	100.22	32.1	10.81	29.42	221	46	P	H
		5700	108.1	-	-	94.61	32.1	10.81	29.42	221	46	A	H
		5760.2	52.4	-15.9	68.3	38.81	32.18	10.81	29.4	221	46	P	H
		5700	107.81	-	-	94.32	32.1	10.81	29.42	157	360	P	V
		5700	101.88	-	-	88.39	32.1	10.81	29.42	157	360	A	V
		5760.12	53.08	-15.22	68.3	39.49	32.18	10.81	29.4	157	360	P	V
Remark	1. No other spurious found. 2. All results are PASS against Peak and Average limit line.												

Band 3 5470~5725MHz

WIFI 802.11ax HE20 Partial 26 (Harmonic @ 3m)

WIFI Ant. 1+2	Note	Frequency (MHz)	Level (dBμV/m)	Over Limit (dB)	Limit Line (dBμV/m)	Read Level (dBμV)	Antenna Factor (dB/m)	Path Loss (dB)	Preamp Factor (dB)	Ant Pos (cm)	Table Pos (deg)	Peak Avg. (P/A)	Pol. (H/V)
802.11ax HE20 Partial RU CH 100 5500MHz		11000	50.55	-23.45	74	26.13	40.6	15.02	31.2	160	360	P	H
		16500	46.91	-21.39	68.3	44.48	39.6	14.53	51.7	178	296	P	H
		11000	50.27	-23.73	74	42.65	40.6	15.02	48	163	230	P	V
		16500	47.9	-20.4	68.3	45.47	39.6	14.53	51.7	178	296	P	V
802.11ax HE20 Partial RU CH 140 5700MHz		11400	50.68	-23.32	74	43.61	40.52	14.47	47.92	157	285	P	H
		17100	51.88	-16.42	68.3	45.51	42.12	15.85	51.6	165	246	P	H
		11400	50.89	-23.11	74	43.82	40.52	14.47	47.92	157	285	P	V
		17100	52.07	-16.23	68.3	45.7	42.12	15.85	51.6	165	246	P	V
Remark	1. No other spurious found. 2. All results are PASS against Peak and Average limit line.												

Band 3 5470~5725MHz

WIFI 802.11ax HE40 Partial RU (Band Edge @ 3m)

WIFI Ant. 1+2	Note	Frequency (MHz)	Level (dBμV/m)	Over Limit (dB)	Limit Line (dBμV/m)	Read Level (dBμV)	Antenna Factor (dB/m)	Path Loss (dB)	Preamp Factor (dB)	Ant Pos (cm)	Table Pos (deg)	Peak Avg. (P/A)	Pol. (H/V)
802.11ax HE40 Partial RU CH 102 5510MHz		5440.48	51.47	-22.53	74	38.52	31.68	10.79	29.52	233	40	P	H
		5468.8	50.94	-17.36	68.3	37.84	31.81	10.8	29.51	233	40	P	H
		5455.84	40.87	-13.13	54	27.85	31.74	10.8	29.52	233	40	A	H
		5510	106.97	-	-	93.67	31.98	10.82	29.5	233	40	P	H
		5510	100.72	-	-	87.42	31.98	10.82	29.5	233	40	A	H
		5751.455	51.87	-16.43	68.3	38.26	32.2	10.81	29.4	233	40	P	H
		5436.64	51.05	-22.95	74	38.12	31.67	10.79	29.53	101	357	P	V
		5465.2	50.2	-18.1	68.3	37.12	31.79	10.8	29.51	101	357	P	V
		5457.76	40.8	-13.2	54	27.77	31.75	10.8	29.52	101	357	A	V
		5510	101.72	-	-	88.42	31.98	10.82	29.5	101	357	P	V
		5510	95.91	-	-	82.61	31.98	10.82	29.5	101	357	A	V
		5728.145	51.62	-16.68	68.3	38.06	32.16	10.81	29.41	101	357	P	V
Remark	1. No other spurious found. 2. All results are PASS against Peak and Average limit line.												

WIFI Ant. 1+2	Note	Frequency (MHz)	Level (dBμV/m)	Over Limit (dB)	Limit Line (dBμV/m)	Read Level (dBμV)	Antenna Factor (dB/m)	Path Loss (dB)	Preamp Factor (dB)	Ant Pos (cm)	Table Pos (deg)	Peak Avg. (P/A)	Pol. (H/V)
802.11ax HE40 Partial RU CH 134 5670MHz		5427.7	50.48	-23.52	74	37.57	31.66	10.78	29.53	225	53	P	H
		5464.1	50.31	-17.99	68.3	37.24	31.78	10.8	29.51	225	53	P	H
		5458.15	40.84	-13.16	54	27.81	31.75	10.8	29.52	225	53	A	H
		5670	107.41	-	-	94.11	31.92	10.81	29.43	225	53	P	H
		5670	101.64	-	-	88.34	31.92	10.81	29.43	225	53	A	H
		5739.625	52.25	-16.05	68.3	38.66	32.18	10.81	29.4	225	53	P	H
		5454.65	50.38	-23.62	74	37.37	31.73	10.8	29.52	100	337	P	V
		5462.35	50.01	-18.29	68.3	36.96	31.77	10.8	29.52	100	337	P	V
		5458.15	40.78	-13.22	54	27.75	31.75	10.8	29.52	100	337	A	V
		5670	104.51	-	-	91.21	31.92	10.81	29.43	100	337	P	V
		5670	99.47	-	-	86.17	31.92	10.81	29.43	100	337	A	V
		5754.85	52.14	-16.16	68.3	38.54	32.19	10.81	29.4	100	337	P	V
Remark	1. No other spurious found. 2. All results are PASS against Peak and Average limit line.												

Band 3 5470~5725MHz

WIFI 802.11ax HE40 Partial 242 (Harmonic @ 3m)

WIFI Ant. 1+2	Note	Frequency (MHz)	Level (dBμV/m)	Over Limit (dB)	Limit Line (dBμV/m)	Read Level (dBμV)	Antenna Factor (dB/m)	Path Loss (dB)	Preamp Factor (dB)	Ant Pos (cm)	Table Pos (deg)	Peak Avg. (P/A)	Pol. (H/V)
802.11ax HE40 Partial RU CH 102 5510MHz		11020	50.07	-23.93	74	42.48	40.6	14.99	48	170	230	P	H
		16530	46.47	-21.83	68.3	43.82	39.73	14.6	51.68	160	300	P	H
		11020	50.01	-23.99	74	42.42	40.6	14.99	48	170	230	P	V
		16530	47.44	-20.86	68.3	44.79	39.73	14.6	51.68	160	300	P	V
802.11ax HE40 Partial RU CH 134 5670MHz		11340	49.17	-24.83	74	42.02	40.53	14.55	47.93	200	360	P	H
		17010	50.43	-17.87	68.3	44.32	41.83	15.7	51.42	200	360	P	H
		11340	48.22	-25.78	74	41.07	40.53	14.55	47.93	200	360	P	V
		17010	50.13	-18.17	68.3	44.02	41.83	15.7	51.42	200	360	P	V
Remark	1. No other spurious found. 2. All results are PASS against Peak and Average limit line.												

Band 3 5470~5725MHz

WIFI 802.11ax HE80 Partial RU (Band Edge @ 3m)

WIFI Ant. 1+2	Note	Frequency (MHz)	Level (dBμV/m)	Over Limit (dB)	Limit Line (dBμV/m)	Read Level (dBμV)	Antenna Factor (dB/m)	Path Loss (dB)	Preamp Factor (dB)	Ant Pos (cm)	Table Pos (deg)	Peak Avg. (P/A)	Pol. (H/V)
802.11ax HE80 Partial RU CH 106 5530MHz		5419.6	50.97	-23.03	74	38.08	31.64	10.78	29.53	242	44	P	H
		5465.92	50.44	-17.86	68.3	37.35	31.8	10.8	29.51	242	44	P	H
		5459.44	40.85	-13.15	54	27.81	31.76	10.8	29.52	242	44	A	H
		5530	107.57	-	-	94.3	31.94	10.82	29.49	242	44	P	H
		5530	100.03	-	-	86.76	31.94	10.82	29.49	242	44	A	H
		5759.015	55.27	-13.03	68.3	41.68	32.18	10.81	29.4	242	44	P	H
		5354.08	50.77	-23.23	74	38.27	31.32	10.74	29.56	238	360	P	V
		5465.92	51.12	-17.18	68.3	38.03	31.8	10.8	29.51	238	360	P	V
		5459.2	40.83	-13.17	54	27.79	31.76	10.8	29.52	238	360	A	V
		5530	101.27	-	-	88	31.94	10.82	29.49	238	360	P	V
		5530	94.52	-	-	81.25	31.94	10.82	29.49	238	360	A	V
		5738.855	52.41	-15.89	68.3	38.82	32.18	10.81	29.4	238	360	P	V
Remark	1. No other spurious found. 2. All results are PASS against Peak and Average limit line.												

WIFI Ant. 1+2	Note	Frequency (MHz)	Level (dBµV/m)	Over Limit (dB)	Limit Line (dBµV/m)	Read Level (dBµV)	Antenna Factor (dB/m)	Path Loss (dB)	Preamp Factor (dB)	Ant Pos (cm)	Table Pos (deg)	Peak Avg. (P/A)	Pol. (H/V)
802.11ax HE80 Partial RU CH 122 5530MHz		5378.8	50.82	-23.18	74	38.15	31.47	10.75	29.55	231	42	P	H
		5469.52	50.38	-17.92	68.3	37.27	31.82	10.8	29.51	231	42	P	H
		5459.68	40.76	-13.24	54	27.72	31.76	10.8	29.52	231	42	A	H
		5610	105.39	-	-	91.99	32.04	10.82	29.46	231	42	P	H
		5610	99.69	-	-	86.29	32.04	10.82	29.46	231	42	A	H
		5737.7	51.61	-16.69	68.3	38.02	32.18	10.81	29.4	231	42	P	H
		5366.56	50.63	-23.37	74	38.03	31.4	10.75	29.55	230	360	P	V
		5465.68	51.31	-16.99	68.3	38.23	31.79	10.8	29.51	230	360	P	V
		5459.92	40.74	-13.26	54	27.7	31.76	10.8	29.52	230	360	A	V
		5610	101.23	-	-	87.83	32.04	10.82	29.46	230	360	P	V
		5610	95.23	-	-	81.83	32.04	10.82	29.46	230	360	A	V
		5747.15	52	-16.3	68.3	38.4	32.19	10.81	29.4	230	360	P	V
Remark	1. No other spurious found. 2. All results are PASS against Peak and Average limit line.												

Band 3 5470~5725MHz

WIFI 802.11ax HE80 Partial RU (Harmonic @ 3m)

WIFI Ant. 1+2	Note	Frequency (MHz)	Level (dBμV/m)	Over Limit (dB)	Limit Line (dBμV/m)	Read Level (dBμV)	Antenna Factor (dB/m)	Path Loss (dB)	Preamp Factor (dB)	Ant Pos (cm)	Table Pos (deg)	Peak Avg. (P/A)	Pol. (H/V)
802.11ax HE80 Partial RU CH 106 5530MHz		11060	50.51	-23.49	74	42.97	40.59	14.94	47.99	160	360	P	H
		16590	47.76	-20.54	68.3	44.67	40	14.74	51.65	160	0	P	H
		11060	50.98	-23.02	74	43.44	40.59	14.94	47.99	160	360	P	V
		16590	47.78	-20.52	68.3	44.69	40	14.74	51.65	160	0	P	V
802.11ax HE80 Partial RU CH 122 5610MHz		11220	49.65	-24.35	74	42.33	40.56	14.72	47.96	160	360	P	H
		16830	49.97	-18.33	68.3	45.13	41.05	15.29	51.5	160	0	P	H
		11220	50.33	-23.67	74	43.01	40.56	14.72	47.96	160	360	P	V
		16830	49.02	-19.28	68.3	44.18	41.05	15.29	51.5	160	0	P	V
Remark	1. No other spurious found. 2. All results are PASS against Peak and Average limit line.												

Band 3 Straddle Channel

WIFI 802.11ax HE40 Partial RU (Harmonic @ 3m)

WIFI Ant. 1+2	Note	Frequency (MHz)	Level (dBμV/m)	Over Limit (dB)	Limit Line (dBμV/m)	Read Level (dBμV)	Antenna Factor (dB/m)	Path Loss (dB)	Preamp Factor (dB)	Ant Pos (cm)	Table Pos (deg)	Peak Avg. (P/A)	Pol. (H/V)
802.11ax HE40 Partial RU CH 142 5710MHz		11420	47.63	-26.37	74	45.29	39.93	15.06	52.65	157	285	P	H
		17130	47.95	-20.35	68.3	37.82	40.2	22.36	52.43	165	246	P	H
		11420	47.21	-26.79	74	44.87	39.93	15.06	52.65	157	285	P	V
		17130	47.41	-20.89	68.3	37.28	40.2	22.36	52.43	165	246	P	V
Remark	1. No other spurious found. 2. All results are PASS against Peak and Average limit line.												

Band 3 Straddle Channel

WIFI 802.11ax HE80 Partial RU (Harmonic @ 3m)

WIFI Ant. 1+2	Note	Frequency (MHz)	Level (dBμV/m)	Over Limit (dB)	Limit Line (dBμV/m)	Read Level (dBμV)	Antenna Factor (dB/m)	Path Loss (dB)	Preamp Factor (dB)	Ant Pos (cm)	Table Pos (deg)	Peak Avg. (P/A)	Pol. (H/V)
802.11ax HE80 Partial RU CH 138 5690MHz		11380	47.81	-26.19	74	45.57	39.88	15.03	52.67	157	285	P	H
		17070	47.46	-20.84	68.3	37.38	40.33	22.12	52.37	165	246	P	H
		11380	47.15	-26.85	74	44.91	39.88	15.03	52.67	157	285	P	V
		17070	47.62	-20.68	68.3	37.54	40.33	22.12	52.37	165	246	P	V
Remark	1. No other spurious found. 2. All results are PASS against Peak and Average limit line.												

Note symbol

*	**Fundamental Frequency** which can be ignored. However, the level of any unwanted emissions shall not exceed the level of the fundamental frequency.
!	Test result is **over limit** line.
P/A	**P**eak or **A**verage
H/V	**H**orizontal or **V**ertical

A calculation example for radiated spurious emission is shown as below:

WIFI	Note	Frequency	Level	Over	Limit	Read	Antenna	Cable	Preamp	Ant	Table	Peak	Pol.
Ant.				Limit	Line	Level	Factor	Loss	Factor	Pos	Pos	Avg.	
1+2		(MHz)	(dBμV/m)	(dB)	(dBμV/m)	(dBμV)	(dB/m)	(dB)	(dB)	(cm)	(deg)	(P/A)	(H/V)
802.11b CH 01 2412MHz		2390	55.45	-18.55	74	54.51	32.22	4.58	35.86	103	308	P	H
		2390	43.54	-10.46	54	42.6	32.22	4.58	35.86	103	308	A	H

1. Level(dBμV/m) =

Antenna Factor(dB/m) + Cable Loss(dB) + Read Level(dBμV) - Preamp Factor(dB)

2. Over Limit(dB) = Level(dBμV/m) – Limit Line(dBμV/m)

For Peak Limit @ 2390MHz:

1. Level(dBμV/m)

= Antenna Factor(dB/m) + Cable Loss(dB) + Read Level(dBμV) - Preamp Factor(dB)

= 32.22(dB/m) + 4.58(dB) + 54.51(dBμV) – 35.86 (dB)

= 55.45 (dBμV/m)

2. Over Limit(dB)

= Level(dBμV/m) – Limit Line(dBμV/m)

= 55.45(dBμV/m) – 74(dBμV/m)

= -18.55(dB)

For Average Limit @ 2390MHz:

1. Level(dBμV/m)

= Antenna Factor(dB/m) + Cable Loss(dB) + Read Level(dBμV) - Preamp Factor(dB)

= 32.22(dB/m) + 4.58(dB) + 42.6(dBμV) – 35.86 (dB)

= 43.54 (dBμV/m)

2. Over Limit(dB)

= Level(dBμV/m) – Limit Line(dBμV/m)

= 43.54(dBμV/m) – 54(dBμV/m)

= -10.46(dB)

Both peak and average measured complies with the limit line, so test result is “PASS”.

Appendix D. Duty Cycle Plots

Antenna	Band	Duty Cycle(%)	T(ms)	1/T(kHz)	VBW Setting
1+2	802.11a	98.97	-	-	10Hz
1+2	802.11n HT20	100	-	-	10Hz
1+2	802.11n HT40	100	-	-	10Hz
1+2	802.11ac VHT80	100	-	-	10Hz
1+2	802.11ax HE20	100	-	-	10Hz
1+2	802.11ax HE40	100	-	-	10Hz
1+2	802.11ax HE80	100	-	-	10Hz

<MIMO Ant.1+2>

802.11a

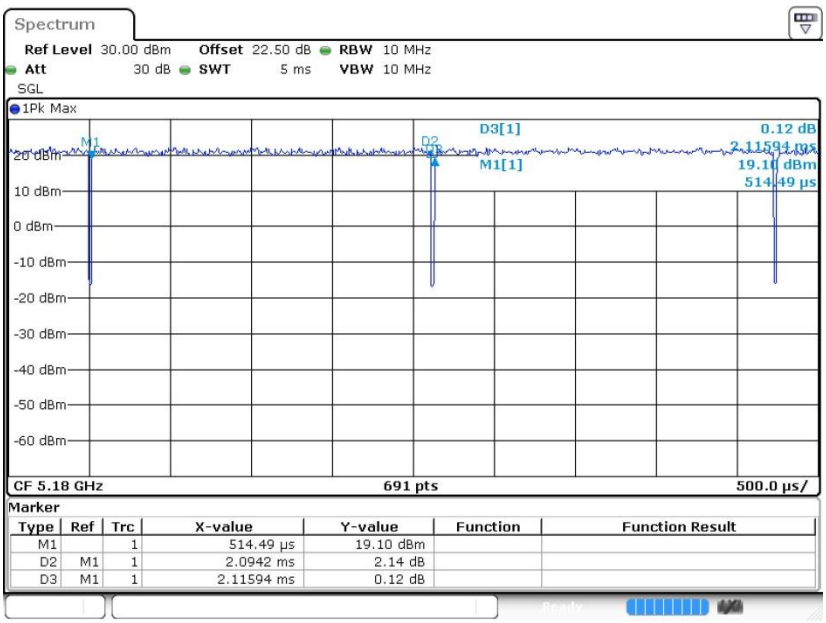

Date: 2.JUL.2020 22:55:00

802.11n HT20

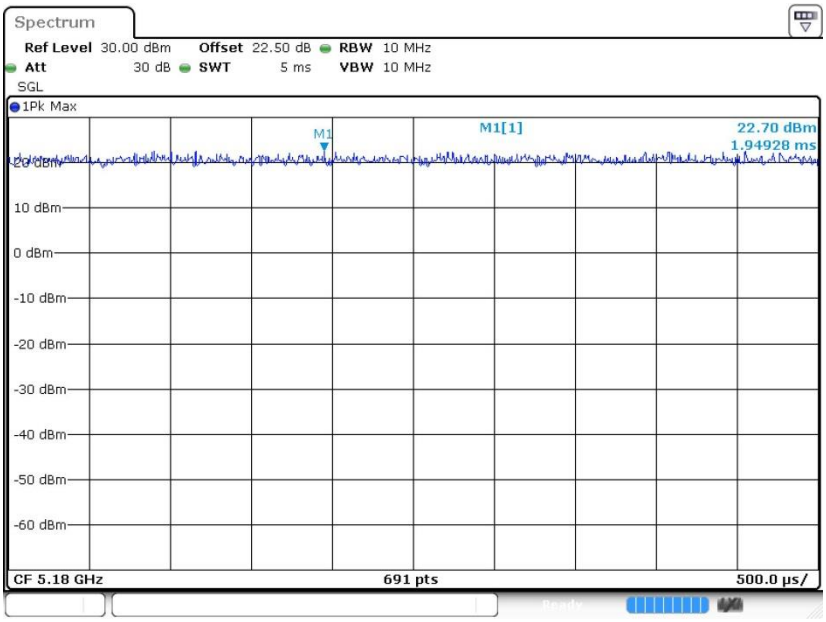

Date: 2.JUL.2020 23:05:07

802.11n HT40

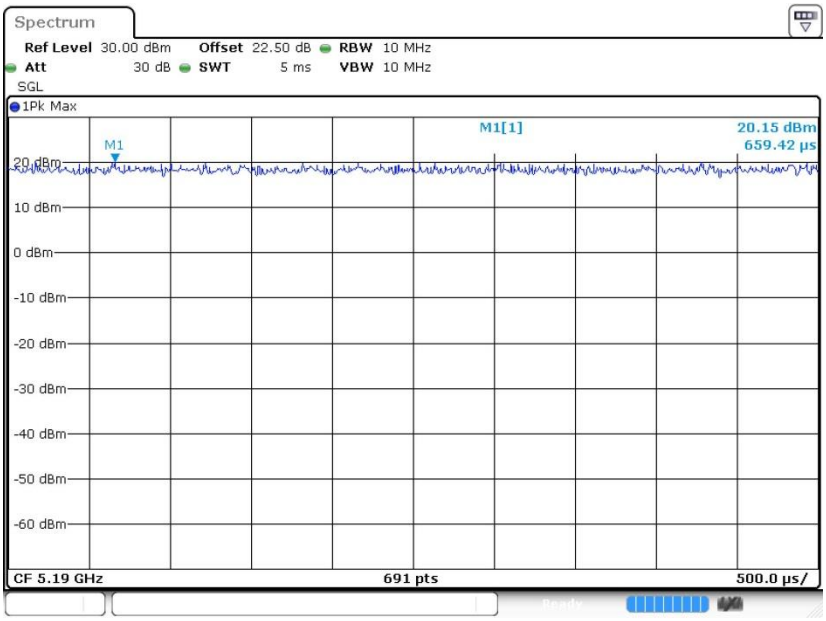

Date: 2.JUL.2020 23:20:59

802.11ac VHT80

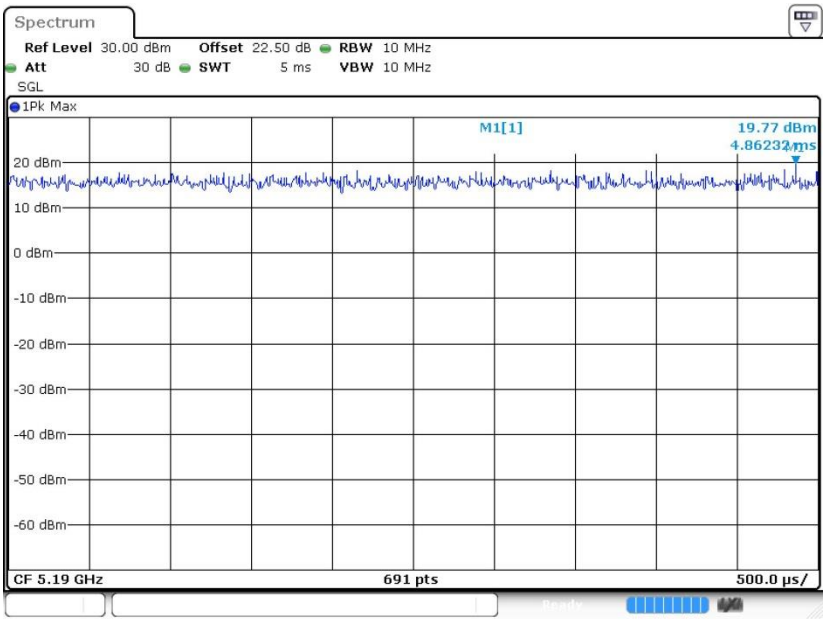

Date: 2.JUL.2020 23:54:26

802.11ax HE20

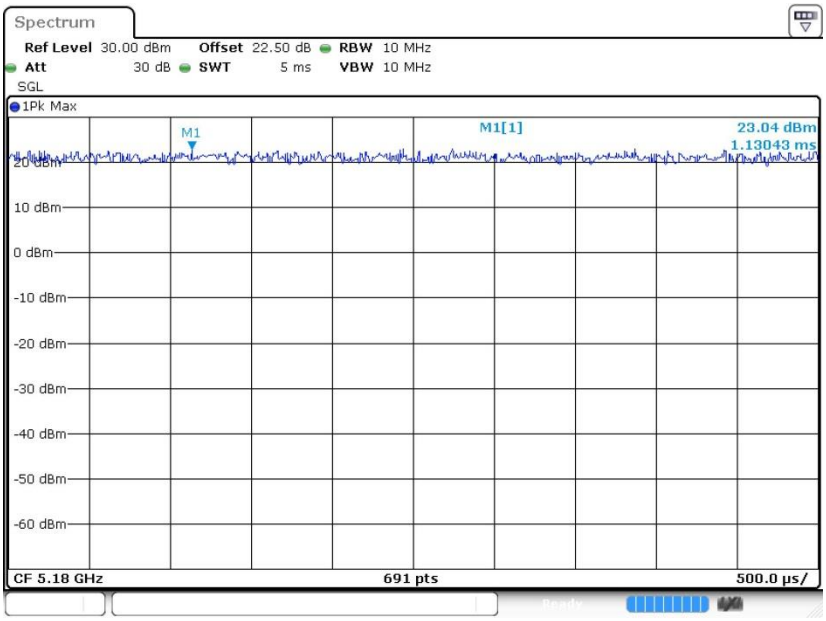

Date: 2.JUL.2020 21:57:56

802.11ax HE40

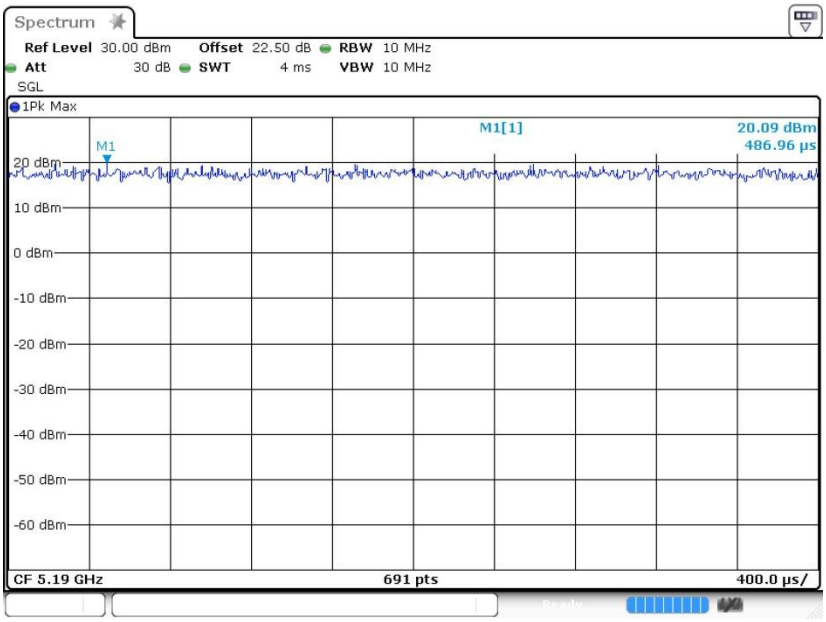

Date: 2.JUL.2020 22:12:17

802.11ax HE80

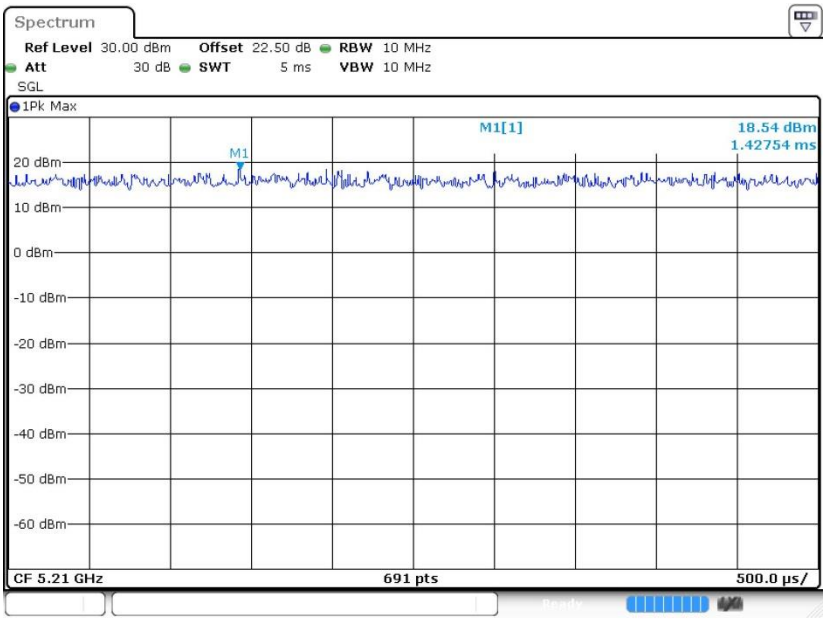

Date: 2.JUL.2020 22:26:27