#01_HAC_T-Coil_GSM850_Voice_Ch189_Axial (Z)

Communication System: GSM850; Frequency: 836.4 MHz
Medium: Air Medium parameters used: $\sigma = 0$ S/m, $\varepsilon_r = 1$; $\rho = 0$ kg/m^3
Ambient Temperature：23.4 ℃

DASY5 Configuration
- Probe: AM1DV3 - 3130; ; Calibrated: 2019/11/20
- Sensor-Surface: 0mm (Fix Surface)
- Electronics: DAE3 Sn577; Calibrated: 2019/9/17
- Phantom: HAC Test Arch with AMCC; Type: SD HAC P01 BA;
- Measurement SW: DASY52, Version 52.10 (4); SEMCAD X Version 14.6.14 (7483)

General Scans/z (axial) 4.2mm 50 x 50/ABM Interpolated SNR(x,y,z) (121x121x1):

Interpolated grid: dx=1.000 mm, dy=1.000 mm
ABM1/ABM2 = 25.58 dB
ABM1 comp = 3.86 dBA/m
Location: 4, -6.8, 3.7 mm

0 dB = 19.02 = 25.58 dB

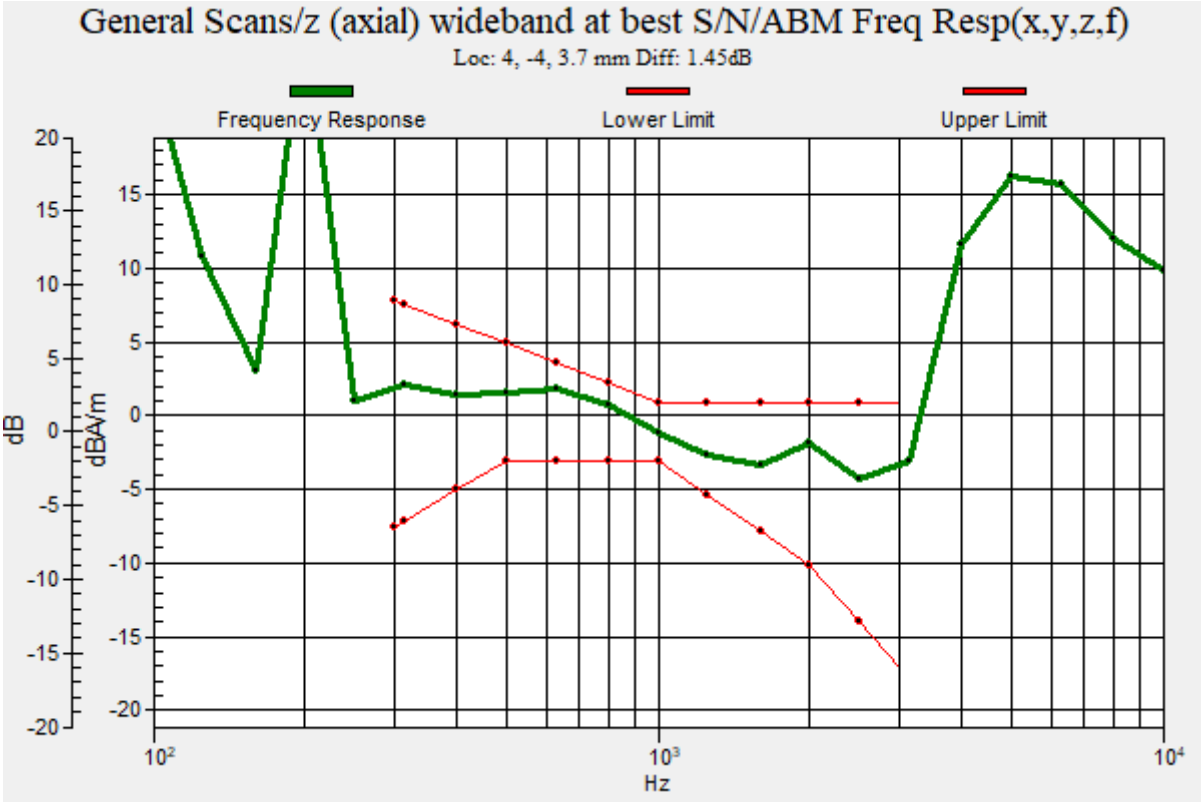
General Scans/z (axial) wideband at best S/N/ABM Freq Resp(x,y,z,f)
Loc: 4, -4, 3.7 mm Diff: 1.45dB
Frequency Response
Lower Limit
Upper Limit
dB
dBA/m
Hz

#01_HAC_T-Coil_GSM850_Voice_Ch189_Transversal (Y)

Communication System: GSM850; Frequency: 836.4 MHz
Medium: Air Medium parameters used: $\sigma = 0$ S/m, $\varepsilon_r = 1$; $\rho = 0$ kg/m^3
Ambient Temperature：23.4 ℃

DASY5 Configuration
- Probe: AM1DV3 - 3130; ; Calibrated: 2019/11/20
- Sensor-Surface: 0mm (Fix Surface)
- Electronics: DAE3 Sn577; Calibrated: 2019/9/17
- Phantom: HAC Test Arch with AMCC; Type: SD HAC P01 BA;
- Measurement SW: DASY52, Version 52.10 (4); SEMCAD X Version 14.6.14 (7483)

General Scans/y (transversal) 4.2mm 50 x 50/ABM Interpolated SNR(x,y,z) (121x121x1):

Interpolated grid: dx=1.000 mm, dy=1.000 mm
ABM1/ABM2 = 21.76 dB
ABM1 comp = -17.12 dBA/m
Location: -10.7, -18, 3.7 mm

0 dB = 12.25 = 21.76 dB

#02_HAC_T-Coil_GSM1900_Voice_Ch661_Axial (Z)

Communication System: PCS; Frequency: 1880 MHz
Medium: Air Medium parameters used: $\sigma = 0$ S/m, $\varepsilon_r = 1$; $\rho = 0$ kg/m^3
Ambient Temperature：23.4 ℃

DASY5 Configuration
- Probe: AM1DV3 - 3130; ; Calibrated: 2019/11/20
- Sensor-Surface: 0mm (Fix Surface)
- Electronics: DAE3 Sn577; Calibrated: 2019/9/17
- Phantom: HAC Test Arch with AMCC; Type: SD HAC P01 BA;
- Measurement SW: DASY52, Version 52.10 (4); SEMCAD X Version 14.6.14 (7483)

General Scans/z (axial) 4.2mm 50 x 50/ABM Interpolated SNR(x,y,z) (121x121x1):

Interpolated grid: dx=1.000 mm, dy=1.000 mm
ABM1/ABM2 = 33.43 dB
ABM1 comp = 0.56 dBA/m
Location: 2.6, -4, 3.7 mm

0 dB = 46.95 = 33.43 dB

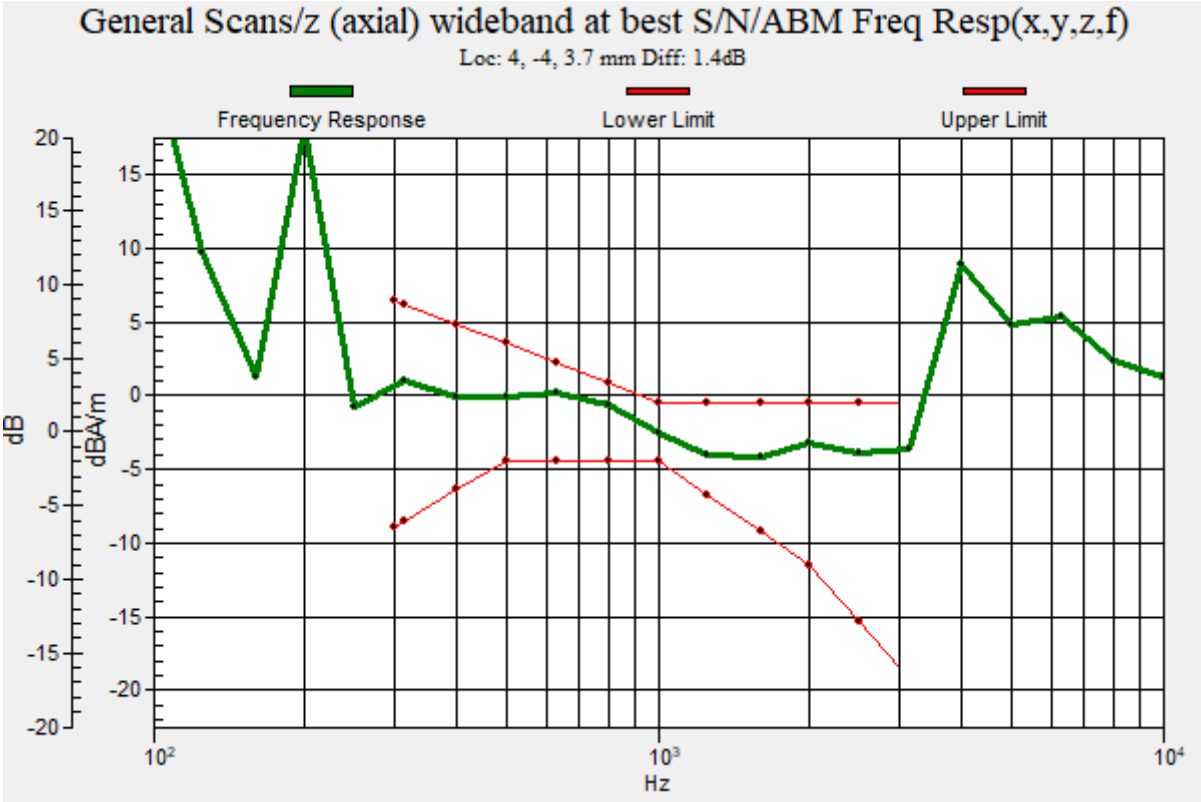
General Scans/z (axial) wideband at best S/N/ABM Freq Resp(x,y,z,f)
Loc: 4, -4, 3.7 mm Diff: 1.4dB
Frequency Response
Lower Limit
Upper Limit
dB
dBA/m
Hz
20
15
10
5
0
-5
-10
-15
-20
10^2
10^3
10^4

#02_HAC_T-Coil_GSM1900_Voice_Ch661_Transversal (Y)

Communication System: PCS; Frequency: 1880 MHz
Medium: Air Medium parameters used: $\sigma = 0$ S/m, $\varepsilon_r = 1$; $\rho = 0$ kg/m^3
Ambient Temperature：23.4 ℃

DASY5 Configuration
- Probe: AM1DV3 - 3130; ; Calibrated: 2019/11/20
- Sensor-Surface: 0mm (Fix Surface)
- Electronics: DAE3 Sn577; Calibrated: 2019/9/17
- Phantom: HAC Test Arch with AMCC; Type: SD HAC P01 BA;
- Measurement SW: DASY52, Version 52.10 (4); SEMCAD X Version 14.6.14 (7483)

General Scans/y (transversal) 4.2mm 50 x 50/ABM Interpolated SNR(x,y,z) (121x121x1):

Interpolated grid: dx=1.000 mm, dy=1.000 mm
ABM1/ABM2 = 28.08 dB
ABM1 comp = -14.68 dBA/m
Location: -5.1, -18, 3.7 mm

0 dB = 25.35 = 28.08 dB

#03_HAC_T-Coil_WCDMA II_Voice_Ch9400_Axial (Z)

Communication System: WCDMA; Frequency: 1880 MHz
Medium: Air Medium parameters used: $\sigma = 0$ S/m, $\varepsilon_r = 1$; $\rho = 0$ kg/m^3
Ambient Temperature：23.4 ℃

DASY5 Configuration
- Probe: AM1DV3 - 3130; ; Calibrated: 2019/11/20
- Sensor-Surface: 0mm (Fix Surface)
- Electronics: DAE3 Sn577; Calibrated: 2019/9/17
- Phantom: HAC Test Arch with AMCC; Type: SD HAC P01 BA;
- Measurement SW: DASY52, Version 52.10 (4); SEMCAD X Version 14.6.14 (7483)

General Scans/z (axial) 4.2mm 50 x 50/ABM Interpolated SNR(x,y,z) (121x121x1):

Interpolated grid: dx=1.000 mm, dy=1.000 mm
ABM1/ABM2 = 43.95 dB
ABM1 comp = 0.94 dBA/m
Location: 1.9, -4.7, 3.7 mm



0 dB = 157.6 = 43.95 dB

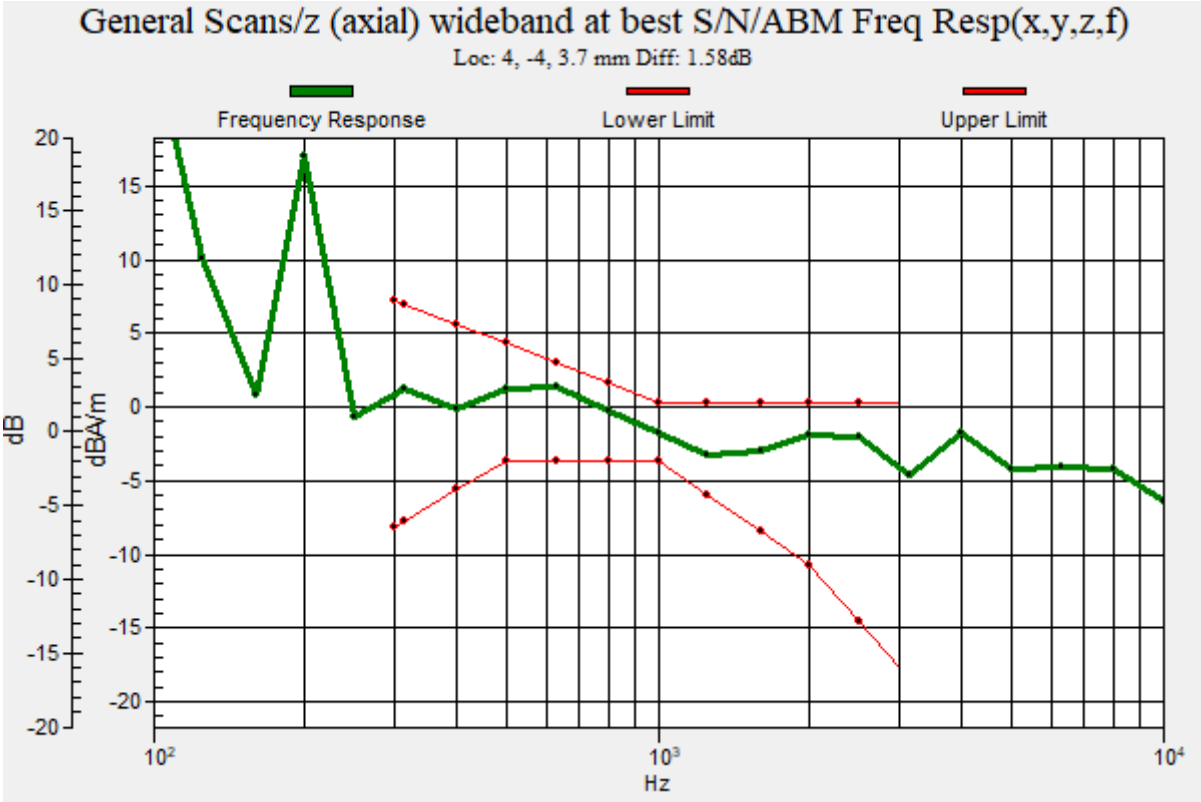
General Scans/z (axial) wideband at best S/N/ABM Freq Resp(x,y,z,f)
Loc: 4, -4, 3.7 mm Diff: 1.58dB
Frequency Response
Lower Limit
Upper Limit
dB
dBA/m
Hz

#03_HAC_T-Coil_WCDMA II_Voice_Ch9400_Transversal (Y)

Communication System: WCDMA; Frequency: 1880 MHz
Medium: Air Medium parameters used: $\sigma = 0$ S/m, $\varepsilon_r = 1$; $\rho = 0$ kg/m^3
Ambient Temperature：23.4 ℃

DASY5 Configuration
- Probe: AM1DV3 - 3130; ; Calibrated: 2019/11/20
- Sensor-Surface: 0mm (Fix Surface)
- Electronics: DAE3 Sn577; Calibrated: 2019/9/17
- Phantom: HAC Test Arch with AMCC; Type: SD HAC P01 BA;
- Measurement SW: DASY52, Version 52.10 (4); SEMCAD X Version 14.6.14 (7483)

General Scans/y (transversal) 4.2mm 50 x 50/ABM Interpolated SNR(x,y,z) (121x121x1):

Interpolated grid: dx=1.000 mm, dy=1.000 mm
ABM1/ABM2 = 38.20 dB
ABM1 comp = -8.71 dBA/m
Location: 3.3, 10, 3.7 mm



0 dB = 81.26 = 38.20 dB

#04_HAC_T-Coil_WCDMA IV_Voice_Ch1413_Axial (Z)

Communication System: WCDMA; Frequency: 1732.6 MHz
Medium: Air Medium parameters used: $\sigma = 0$ S/m, $\varepsilon_r = 1$; $\rho = 0$ kg/m^3
Ambient Temperature：23.4 ℃

DASY5 Configuration
- Probe: AM1DV3 - 3130; ; Calibrated: 2019/11/20
- Sensor-Surface: 0mm (Fix Surface)
- Electronics: DAE3 Sn577; Calibrated: 2019/9/17
- Phantom: HAC Test Arch with AMCC; Type: SD HAC P01 BA;
- Measurement SW: DASY52, Version 52.10 (4); SEMCAD X Version 14.6.14 (7483)

General Scans/z (axial) 4.2mm 50 x 50/ABM Interpolated SNR(x,y,z) (121x121x1):

Interpolated grid: dx=1.000 mm, dy=1.000 mm
ABM1/ABM2 = 43.31 dB
ABM1 comp = -3.04 dBA/m
Location: -0.9, -4.7, 3.7 mm

0 dB = 146.4 = 43.31 dB

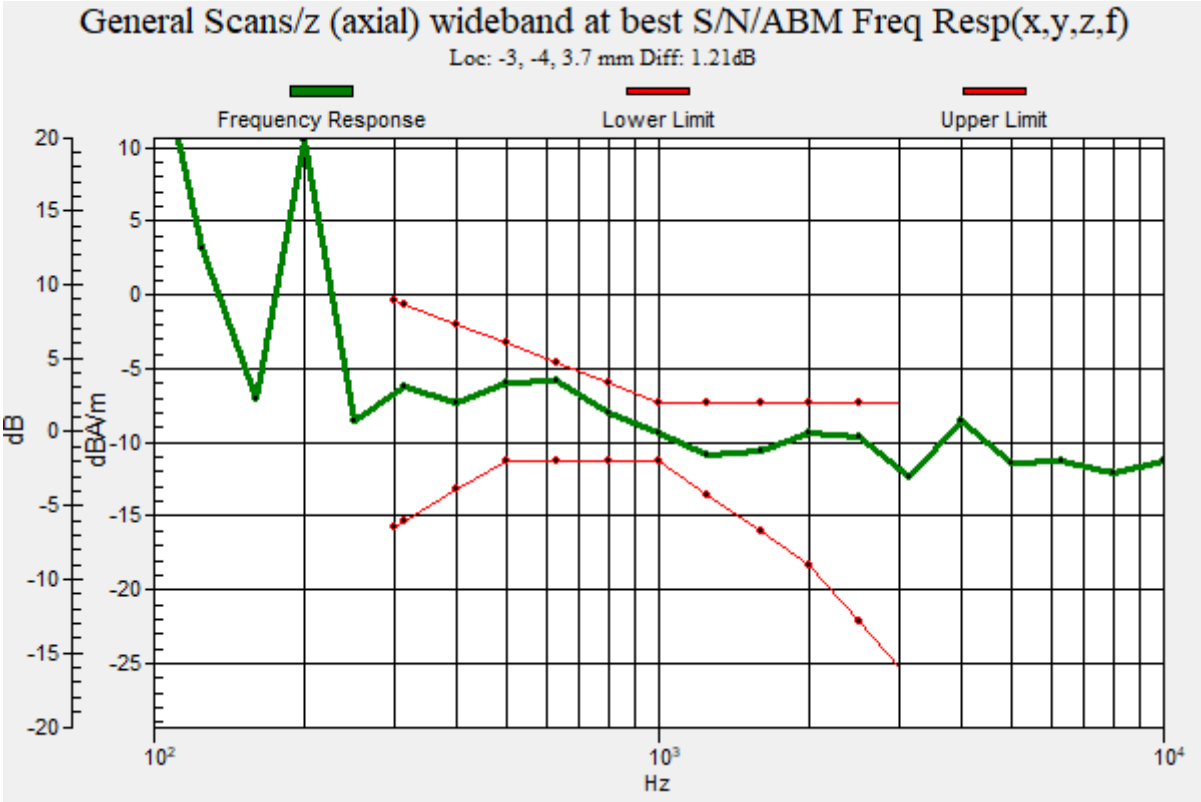
General Scans/z (axial) wideband at best S/N/ABM Freq Resp(x,y,z,f)
Loc: -3, -4, 3.7 mm Diff: 1.21dB
Frequency Response
Lower Limit
Upper Limit
dB
dBA/m
Hz
20
15
10
5
0
-5
-10
-15
-20
10
5
0
-5
-10
-15
-20
-25
10^2
10^3
10^4

#04_HAC_T-Coil_WCDMA IV_Voice_Ch1413_Transversal (Y)

Communication System: WCDMA; Frequency: 1732.6 MHz
Medium: Air Medium parameters used: $\sigma = 0$ S/m, $\varepsilon_r = 1$; $\rho = 0$ kg/m^3
Ambient Temperature：23.4 ℃

DASY5 Configuration
- Probe: AM1DV3 - 3130; ; Calibrated: 2019/11/20
- Sensor-Surface: 0mm (Fix Surface)
- Electronics: DAE3 Sn577; Calibrated: 2019/9/17
- Phantom: HAC Test Arch with AMCC; Type: SD HAC P01 BA;
- Measurement SW: DASY52, Version 52.10 (4); SEMCAD X Version 14.6.14 (7483)

General Scans/y (transversal) 4.2mm 50 x 50/ABM Interpolated SNR(x,y,z) (121x121x1):

Interpolated grid: dx=1.000 mm, dy=1.000 mm
ABM1/ABM2 = 36.58 dB
ABM1 comp = -10.21 dBA/m
Location: 1.9, 9.3, 3.7 mm

0 dB = 67.44 = 36.58 dB

#05_HAC_T-Coil_WCDMA V_Voice_Ch4182_Axial (Z)

Communication System: WCDMA; Frequency: 836.4 MHz
Medium: Air Medium parameters used: $\sigma = 0$ S/m, $\varepsilon_r = 1$; $\rho = 0$ kg/m^3
Ambient Temperature：23.4 ℃

DASY5 Configuration
- Probe: AM1DV3 - 3130; ; Calibrated: 2019/11/20
- Sensor-Surface: 0mm (Fix Surface)
- Electronics: DAE3 Sn577; Calibrated: 2019/9/17
- Phantom: HAC Test Arch with AMCC; Type: SD HAC P01 BA;
- Measurement SW: DASY52, Version 52.10 (4); SEMCAD X Version 14.6.14 (7483)

General Scans/z (axial) 4.2mm 50 x 50/ABM Interpolated SNR(x,y,z) (121x121x1):

Interpolated grid: dx=1.000 mm, dy=1.000 mm
ABM1/ABM2 = 43.77 dB
ABM1 comp = -2.91 dBA/m
Location: -0.9, -4.7, 3.7 mm

0 dB = 154.3 = 43.77 dB

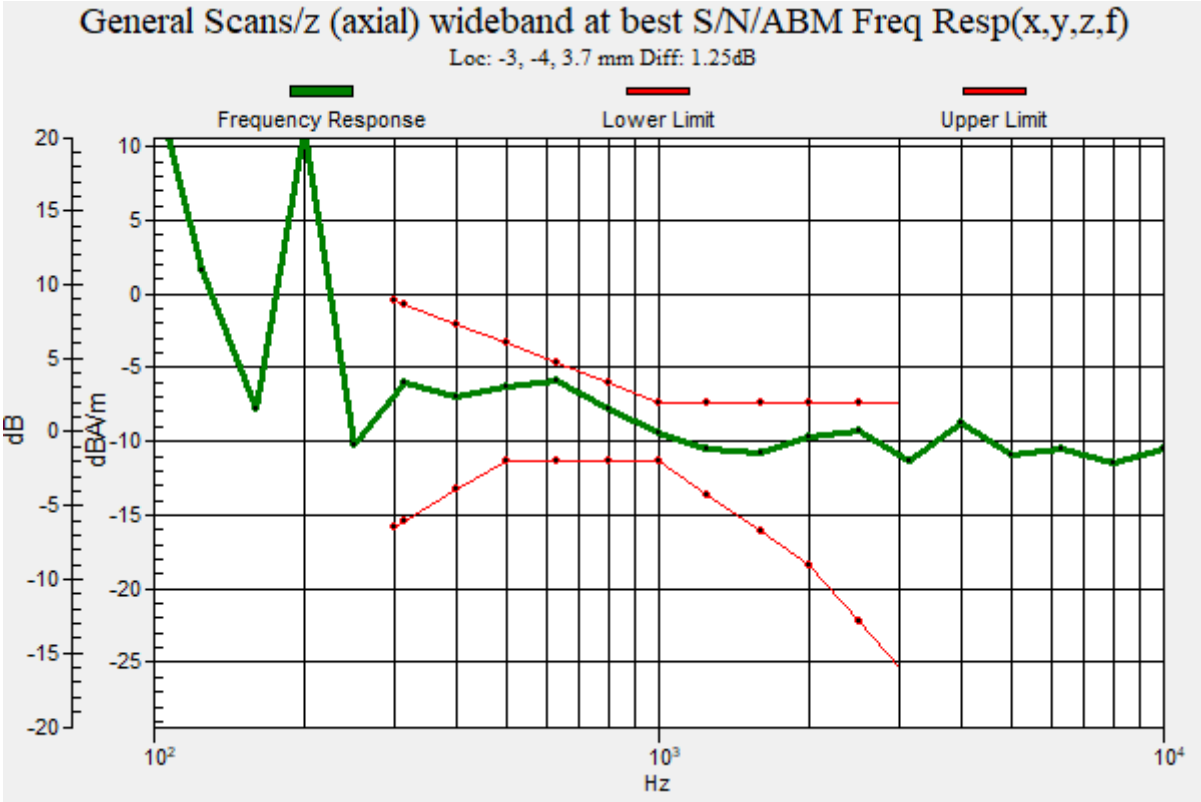
General Scans/z (axial) wideband at best S/N/ABM Freq Resp(x,y,z,f)
Loc: -3, -4, 3.7 mm Diff: 1.25dB
Frequency Response
Lower Limit
Upper Limit
dB
dBA/m
Hz

#05_HAC_T-Coil_WCDMA V_Voice_Ch4182_Transversal (Y)

Communication System: WCDMA; Frequency: 836.4 MHz
Medium: Air Medium parameters used: $\sigma = 0$ S/m, $\varepsilon_r = 1$; $\rho = 0$ kg/m^3
Ambient Temperature：23.4 ℃

DASY5 Configuration
- Probe: AM1DV3 - 3130; ; Calibrated: 2019/11/20
- Sensor-Surface: 0mm (Fix Surface)
- Electronics: DAE3 Sn577; Calibrated: 2019/9/17
- Phantom: HAC Test Arch with AMCC; Type: SD HAC P01 BA;
- Measurement SW: DASY52, Version 52.10 (4); SEMCAD X Version 14.6.14 (7483)

General Scans/y (transversal) 4.2mm 50 x 50/ABM Interpolated SNR(x,y,z) (121x121x1):

Interpolated grid: dx=1.000 mm, dy=1.000 mm
ABM1/ABM2 = 36.43 dB
ABM1 comp = -9.77 dBA/m
Location: 2.6, 9.3, 3.7 mm

0 dB = 66.29 = 36.43 dB

#07_HAC_T-Coil_LTE Band 2_20M_QPSK_1_0_Ch18900_Axial (Z)

Communication System: LTE; Frequency: 1880 MHz
Medium: Air Medium parameters used: $\sigma = 0$ S/m, $\varepsilon_r = 1$; $\rho = 0$ kg/m^3
Ambient Temperature：23.4 ℃

DASY5 Configuration
- Probe: AM1DV3 - 3130; ; Calibrated: 2019/11/20
- Sensor-Surface: 0mm (Fix Surface)
- Electronics: DAE3 Sn577; Calibrated: 2019/9/17
- Phantom: HAC Test Arch with AMCC; Type: SD HAC P01 BA;
- Measurement SW: DASY52, Version 52.10 (4); SEMCAD X Version 14.6.14 (7483)

General Scans/z (axial) 4.2mm 50 x 50/ABM Interpolated SNR(x,y,z) (121x121x1):

Interpolated grid: dx=1.000 mm, dy=1.000 mm
ABM1/ABM2 = 38.87 dB
ABM1 comp = -0.38 dBA/m
Location: 3.3, -4, 3.7 mm

0 dB = 87.83 = 38.87 dB

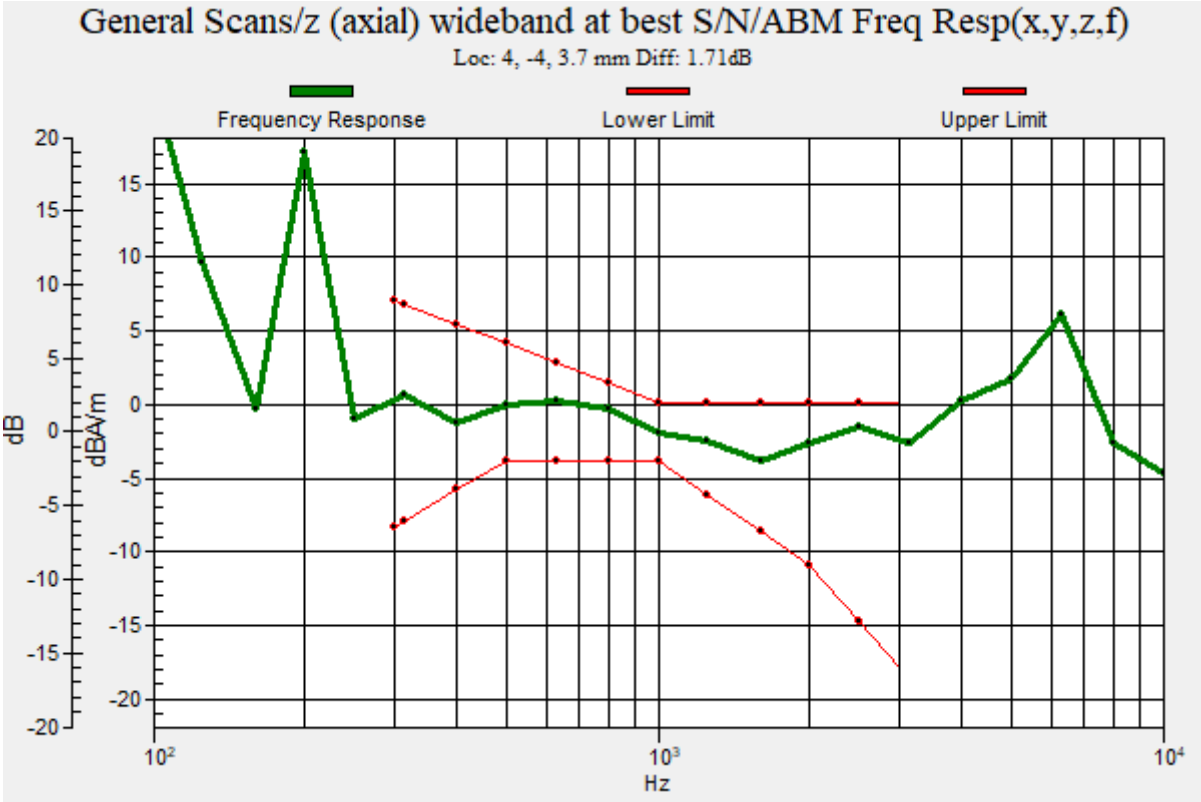
General Scans/z (axial) wideband at best S/N/ABM Freq Resp(x,y,z,f)
Loc: 4, -4, 3.7 mm Diff: 1.71dB
Frequency Response
Lower Limit
Upper Limit
dB
dBA/m
Hz

#07_HAC_T-Coil_LTE Band 2_20M_QPSK_1_0_Ch18900_Transversal (Y)

Communication System: LTE; Frequency: 1880 MHz
Medium: Air Medium parameters used: $\sigma = 0$ S/m, $\varepsilon_r = 1$; $\rho = 0$ kg/m^3
Ambient Temperature：23.4 ℃

DASY5 Configuration
- Probe: AM1DV3 - 3130; ; Calibrated: 2019/11/20
- Sensor-Surface: 0mm (Fix Surface)
- Electronics: DAE3 Sn577; Calibrated: 2019/9/17
- Phantom: HAC Test Arch with AMCC; Type: SD HAC P01 BA;
- Measurement SW: DASY52, Version 52.10 (4); SEMCAD X Version 14.6.14 (7483)

General Scans/y (transversal) 4.2mm 50 x 50/ABM Interpolated SNR(x,y,z) (121x121x1):

Interpolated grid: dx=1.000 mm, dy=1.000 mm
ABM1/ABM2 = 36.80 dB
ABM1 comp = -8.99 dBA/m
Location: 1.9, -12.4, 3.7 mm

0 dB = 69.19 = 36.80 dB

#08_HAC_T-Coil_LTE Band 7_20M_QPSK_1_0_Ch21100_Axial (Z)

Communication System: LTE; Frequency: 2535 MHz
Medium: Air Medium parameters used: $\sigma = 0$ S/m, $\varepsilon_r = 1$; $\rho = 0$ kg/m^3
Ambient Temperature：23.4 ℃

DASY5 Configuration
- Probe: AM1DV3 - 3130; ; Calibrated: 2019/11/20
- Sensor-Surface: 0mm (Fix Surface)
- Electronics: DAE3 Sn577; Calibrated: 2019/9/17
- Phantom: HAC Test Arch with AMCC; Type: SD HAC P01 BA;
- Measurement SW: DASY52, Version 52.10 (4); SEMCAD X Version 14.6.14 (7483)

General Scans/z (axial) 4.2mm 50 x 50/ABM Interpolated SNR(x,y,z) (121x121x1):

Interpolated grid: dx=1.000 mm, dy=1.000 mm
ABM1/ABM2 = 39.06 dB
ABM1 comp = 0.15 dBA/m
Location: 1.2, -3.3, 3.7 mm

0 dB = 89.71 = 39.06 dB

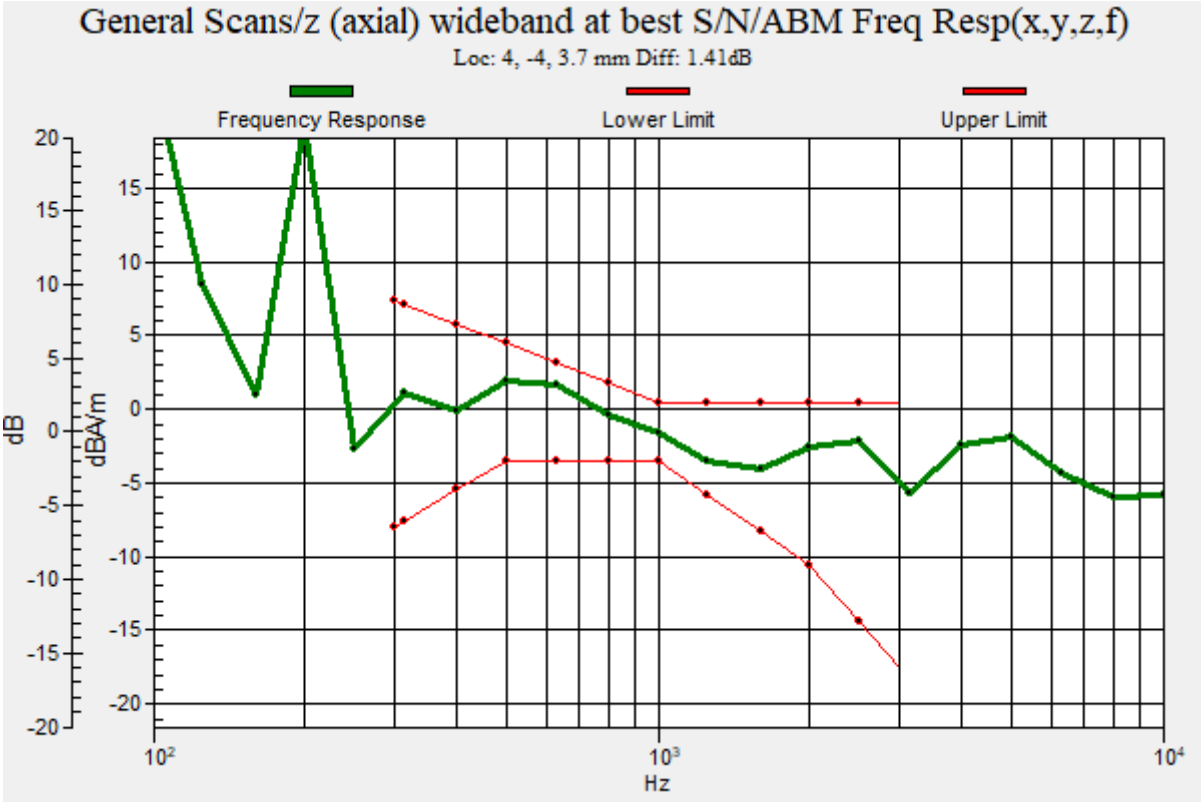
General Scans/z (axial) wideband at best S/N/ABM Freq Resp(x,y,z,f)
Loc: 4, -4, 3.7 mm Diff: 1.41dB
Frequency Response
Lower Limit
Upper Limit
dB
dBA/m
Hz

#08_HAC_T-Coil_LTE Band 7_20M_QPSK_1_0_Ch21100_Transversal (Y)

Communication System: LTE; Frequency: 2535 MHz
Medium: Air Medium parameters used: $\sigma = 0$ S/m, $\varepsilon_r = 1$; $\rho = 0$ kg/m^3
Ambient Temperature：23.4 ℃

DASY5 Configuration
- Probe: AM1DV3 - 3130; ; Calibrated: 2019/11/20
- Sensor-Surface: 0mm (Fix Surface)
- Electronics: DAE3 Sn577; Calibrated: 2019/9/17
- Phantom: HAC Test Arch with AMCC; Type: SD HAC P01 BA;
- Measurement SW: DASY52, Version 52.10 (4); SEMCAD X Version 14.6.14 (7483)

General Scans/y (transversal) 4.2mm 50 x 50/ABM Interpolated SNR(x,y,z) (121x121x1):

Interpolated grid: dx=1.000 mm, dy=1.000 mm
ABM1/ABM2 = 38.29 dB
ABM1 comp = -7.11 dBA/m
Location: 2.6, -11.7, 3.7 mm

0 dB = 82.10 = 38.29 dB

#09_HAC_T-Coil_LTE Band 12_10M_QPSK_1_0_Ch23095_Axial (Z)

Communication System: LTE; Frequency: 707.5 MHz
Medium: Air Medium parameters used: $\sigma = 0$ S/m, $\varepsilon_r = 1$; $\rho = 0$ kg/m^3
Ambient Temperature：23.4 ℃

DASY5 Configuration
- Probe: AM1DV3 - 3130; ; Calibrated: 2019/11/20
- Sensor-Surface: 0mm (Fix Surface)
- Electronics: DAE3 Sn577; Calibrated: 2019/9/17
- Phantom: HAC Test Arch with AMCC; Type: SD HAC P01 BA;
- Measurement SW: DASY52, Version 52.10 (4); SEMCAD X Version 14.6.14 (7483)

General Scans/z (axial) 4.2mm 50 x 50/ABM Interpolated SNR(x,y,z) (121x121x1):

Interpolated grid: dx=1.000 mm, dy=1.000 mm
ABM1/ABM2 = 40.45 dB
ABM1 comp = -5.81 dBA/m
Location: -0.9, -4, 3.7 mm

0 dB = 105.3 = 40.45 dB

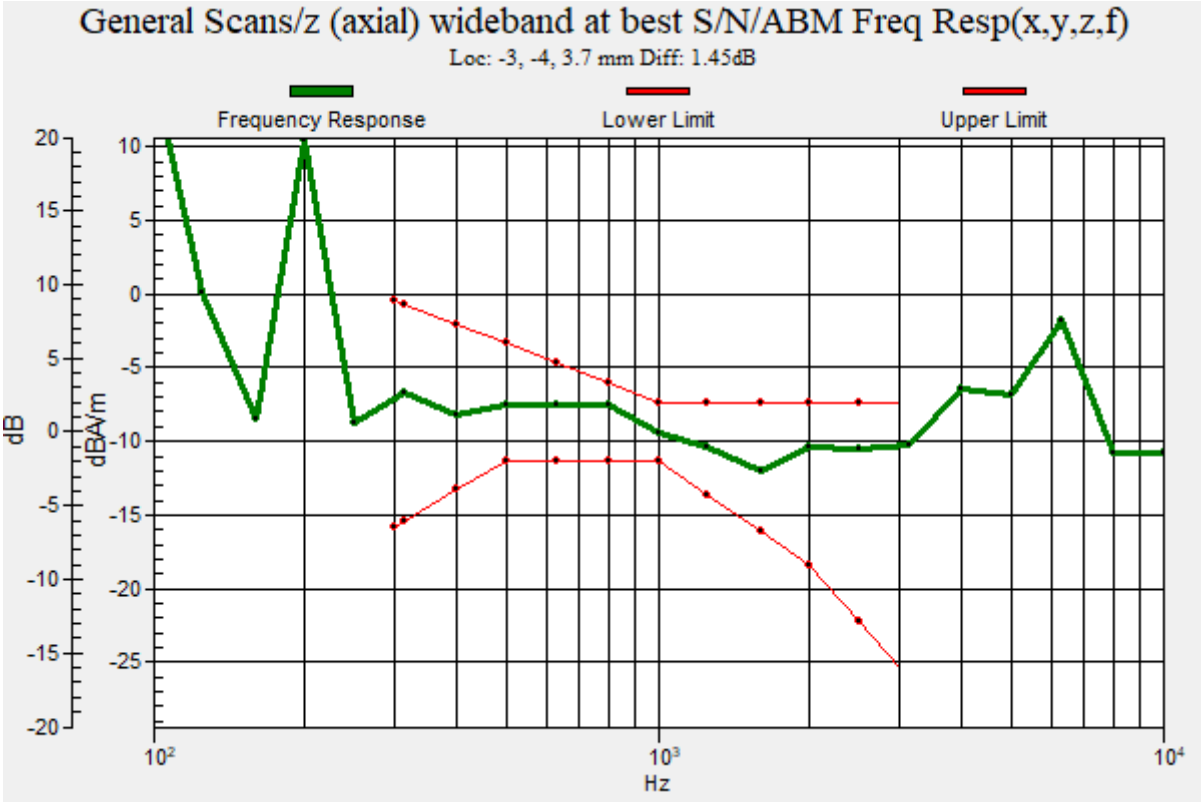
General Scans/z (axial) wideband at best S/N/ABM Freq Resp(x,y,z,f)
Loc: -3, -4, 3.7 mm Diff: 1.45dB
Frequency Response
Lower Limit
Upper Limit
dB
dBA/m
Hz

#09_HAC_T-Coil_LTE Band 12_10M_QPSK_1_0_Ch23095_Transversal (Y)

Communication System: LTE; Frequency: 707.5 MHz
Medium: Air Medium parameters used: $\sigma = 0$ S/m, $\varepsilon_r = 1$; $\rho = 0$ kg/m^3
Ambient Temperature：23.4 ℃

DASY5 Configuration
- Probe: AM1DV3 - 3130; ; Calibrated: 2019/11/20
- Sensor-Surface: 0mm (Fix Surface)
- Electronics: DAE3 Sn577; Calibrated: 2019/9/17
- Phantom: HAC Test Arch with AMCC; Type: SD HAC P01 BA;
- Measurement SW: DASY52, Version 52.10 (4); SEMCAD X Version 14.6.14 (7483)

General Scans/y (transversal) 4.2mm 50 x 50/ABM Interpolated SNR(x,y,z) (121x121x1):

Interpolated grid: dx=1.000 mm, dy=1.000 mm
ABM1/ABM2 = 37.22 dB
ABM1 comp = -9.42 dBA/m
Location: 1.9, -11.7, 3.7 mm

0 dB = 72.61 = 37.22 dB

#10_HAC_T-Coil_LTE Band 26_20M_QPSK_1_0_Ch26865_Axial (Z)

Communication System: LTE; Frequency: 831.5 MHz
Medium: Air Medium parameters used: $\sigma = 0$ S/m, $\varepsilon_r = 1$; $\rho = 0$ kg/m^3
Ambient Temperature：23.4 ℃

DASY5 Configuration
- Probe: AM1DV3 - 3130; ; Calibrated: 2019/11/20
- Sensor-Surface: 0mm (Fix Surface)
- Electronics: DAE3 Sn577; Calibrated: 2019/9/17
- Phantom: HAC Test Arch with AMCC; Type: SD HAC P01 BA;
- Measurement SW: DASY52, Version 52.10 (4); SEMCAD X Version 14.6.14 (7483)

General Scans/z (axial) 4.2mm 50 x 50/ABM Interpolated SNR(x,y,z) (121x121x1):

Interpolated grid: dx=1.000 mm, dy=1.000 mm
ABM1/ABM2 = 39.75 dB
ABM1 comp = -0.58 dBA/m
Location: 2.6, -4.7, 3.7 mm

0 dB = 97.16 = 39.75 dB

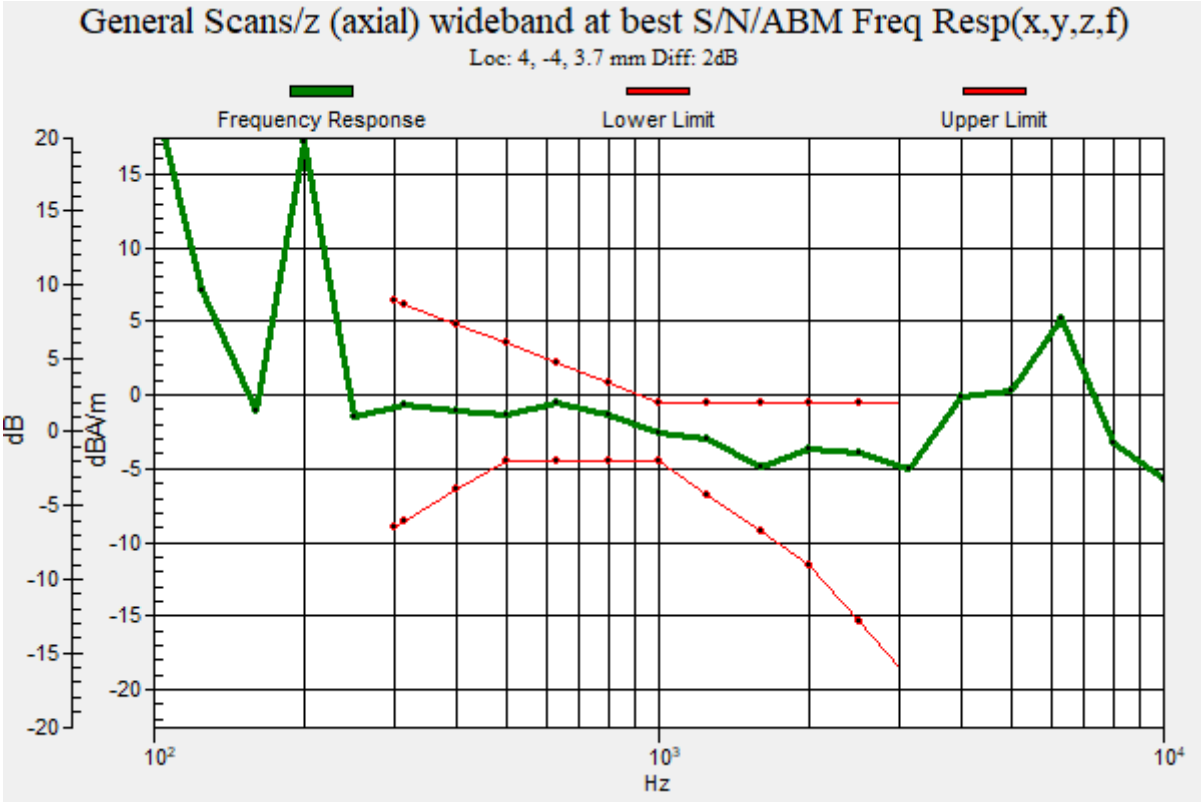
General Scans/z (axial) wideband at best S/N/ABM Freq Resp(x,y,z,f)
Loc: 4, -4, 3.7 mm Diff: 2dB
Frequency Response
Lower Limit
Upper Limit
dB
dBA/m
Hz
20
15
10
5
0
-5
-10
-15
-20
10^2
10^3
10^4

#10_HAC_T-Coil_LTE Band 26_20M_QPSK_1_0_Ch26865_Transversal (Y)

Communication System: LTE; Frequency: 831.5 MHz
Medium: Air Medium parameters used: $\sigma = 0$ S/m, $\varepsilon_r = 1$; $\rho = 0$ kg/m^3
Ambient Temperature：23.4 ℃

DASY5 Configuration
- Probe: AM1DV3 - 3130; ; Calibrated: 2019/11/20
- Sensor-Surface: 0mm (Fix Surface)
- Electronics: DAE3 Sn577; Calibrated: 2019/9/17
- Phantom: HAC Test Arch with AMCC; Type: SD HAC P01 BA;
- Measurement SW: DASY52, Version 52.10 (4); SEMCAD X Version 14.6.14 (7483)

General Scans/y (transversal) 4.2mm 50 x 50/ABM Interpolated SNR(x,y,z) (121x121x1):

Interpolated grid: dx=1.000 mm, dy=1.000 mm
ABM1/ABM2 = 33.91 dB
ABM1 comp = -11.72 dBA/m
Location: 2.6, -16.6, 3.7 mm

0 dB = 49.61 = 33.91 dB

#11_HAC_T-Coil_LTE Band 41_20M_QPSK_1_0_Ch40620_Axial (Z)

Communication System: LTE TDD; Frequency: 2593 MHz
Medium: Air Medium parameters used: $\sigma = 0$ S/m, $\varepsilon_r = 1$; $\rho = 0$ kg/m^3
Ambient Temperature：23.4 ℃

DASY5 Configuration
- Probe: AM1DV3 - 3130; ; Calibrated: 2019/11/20
- Sensor-Surface: 0mm (Fix Surface)
- Electronics: DAE3 Sn577; Calibrated: 2019/9/17
- Phantom: HAC Test Arch with AMCC; Type: SD HAC P01 BA;
- Measurement SW: DASY52, Version 52.10 (4); SEMCAD X Version 14.6.14 (7483)

General Scans/z (axial) 4.2mm 50 x 50/ABM Interpolated SNR(x,y,z) (121x121x1):

Interpolated grid: dx=1.000 mm, dy=1.000 mm
ABM1/ABM2 = 30.50 dB
ABM1 comp = 0.05 dBA/m
Location: 3.3, -4, 3.7 mm

0 dB = 33.50 = 30.50 dB

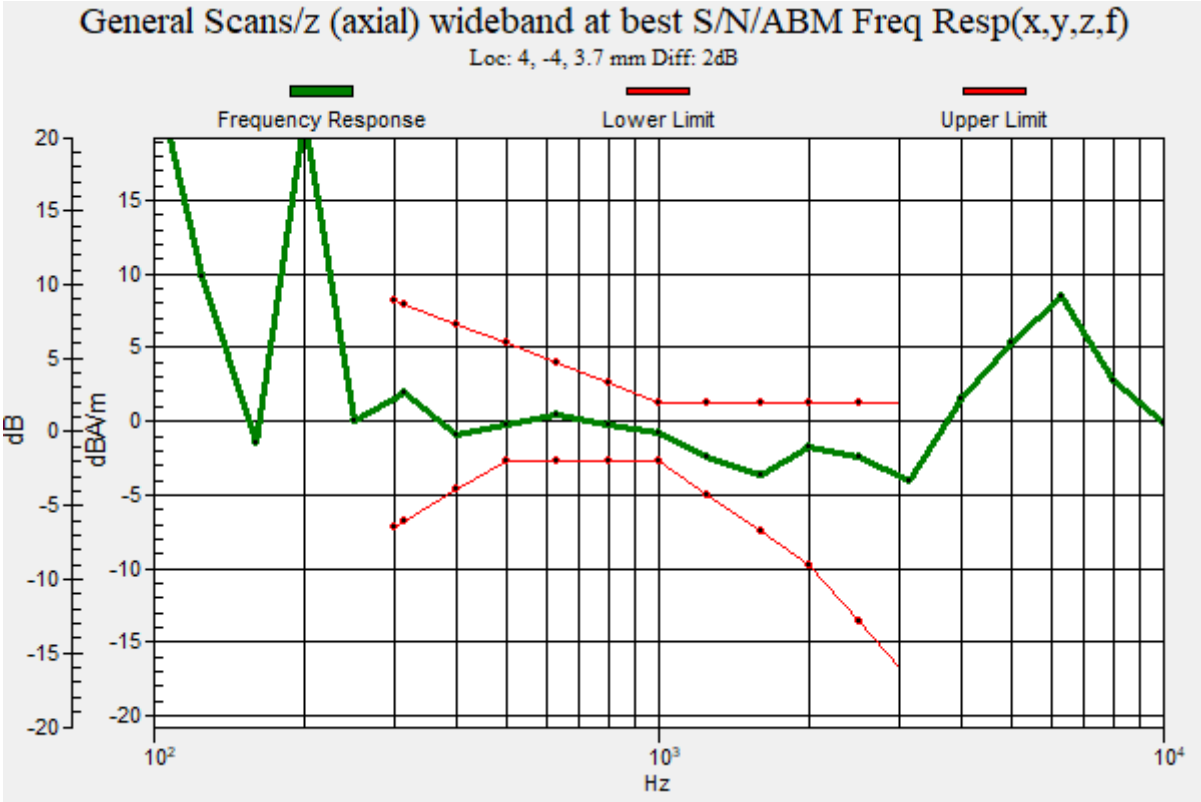
General Scans/z (axial) wideband at best S/N/ABM Freq Resp(x,y,z,f)
Loc: 4, -4, 3.7 mm Diff: 2dB
Frequency Response
Lower Limit
Upper Limit
dB
dBA/m
Hz

#11_HAC_T-Coil_LTE Band 41_20M_QPSK_1_0_Ch40620_Transversal (Y)

Communication System: LTE TDD; Frequency: 2593 MHz
Medium: Air Medium parameters used: $\sigma = 0$ S/m, $\varepsilon_r = 1$; $\rho = 0$ kg/m^3
Ambient Temperature：23.4 ℃

DASY5 Configuration
- Probe: AM1DV3 - 3130; ; Calibrated: 2019/11/20
- Sensor-Surface: 0mm (Fix Surface)
- Electronics: DAE3 Sn577; Calibrated: 2019/9/17
- Phantom: HAC Test Arch with AMCC; Type: SD HAC P01 BA;
- Measurement SW: DASY52, Version 52.10 (4); SEMCAD X Version 14.6.14 (7483)

General Scans/y (transversal) 4.2mm 50 x 50/ABM Interpolated SNR(x,y,z) (121x121x1):

Interpolated grid: dx=1.000 mm, dy=1.000 mm
ABM1/ABM2 = 27.57 dB
ABM1 comp = -17.10 dBA/m
Location: -4.4, -17.3, 3.7 mm

0 dB = 23.92 = 27.57 dB

#12_HAC_T-Coil_WLAN2.4GHz_802.11b 1Mbps_Ch6_Axial (Z)

Communication System: 802.11b; Frequency: 2437 MHz
Medium: Air Medium parameters used: $\sigma = 0$ S/m, $\varepsilon_r = 1$; $\rho = 0$ kg/m^3
Ambient Temperature：23.4 ℃

DASY5 Configuration
- Probe: AM1DV3 - 3130; ; Calibrated: 2019/11/20
- Sensor-Surface: 0mm (Fix Surface)
- Electronics: DAE3 Sn577; Calibrated: 2019/9/17
- Phantom: HAC Test Arch with AMCC; Type: SD HAC P01 BA;
- Measurement SW: DASY52, Version 52.10 (4); SEMCAD X Version 14.6.14 (7483)

General Scans/z (axial) 4.2mm 50 x 50/ABM Interpolated SNR(x,y,z) (121x121x1):

Interpolated grid: dx=1.000 mm, dy=1.000 mm
ABM1/ABM2 = 35.66 dB
ABM1 comp = -0.31 dBA/m
Location: 2.6, -4.7, 3.7 mm



0 dB = 60.64 = 35.66 dB

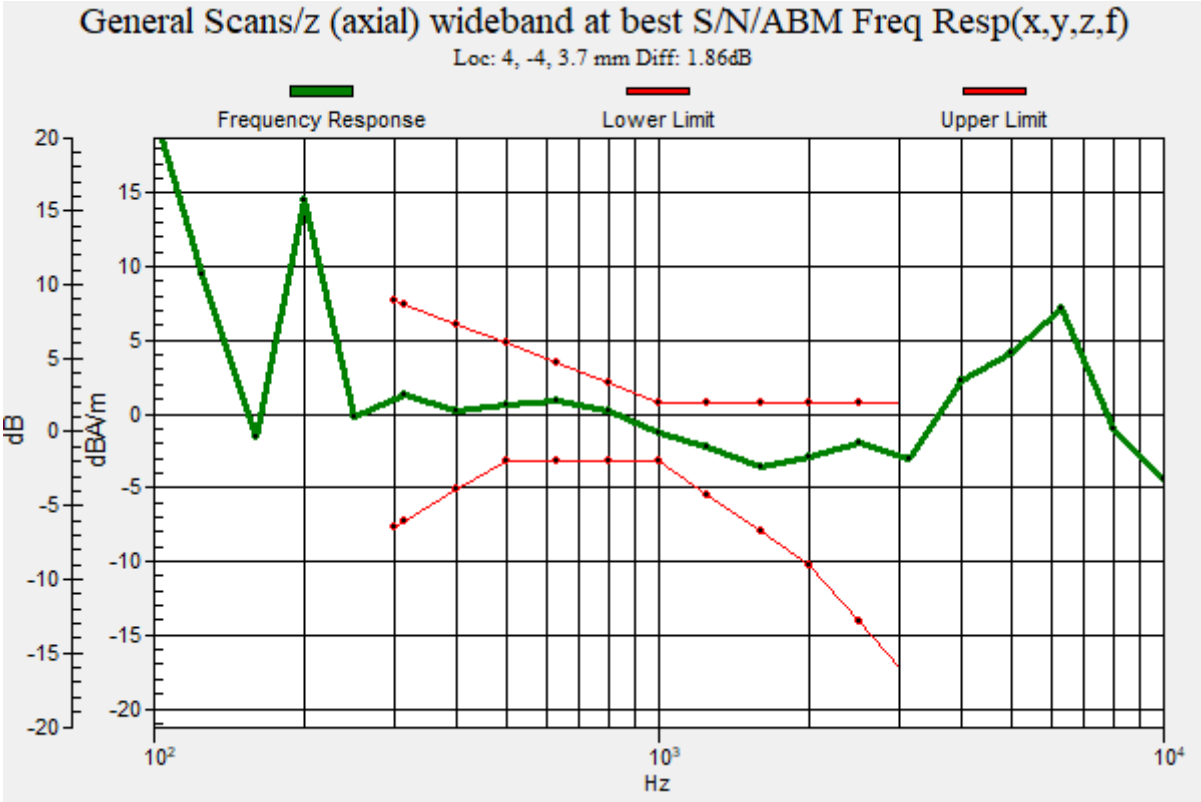
General Scans/z (axial) wideband at best S/N/ABM Freq Resp(x,y,z,f)
Loc: 4, -4, 3.7 mm Diff: 1.86dB
Frequency Response
Lower Limit
Upper Limit
dB
dBA/m
Hz

#12_HAC_T-Coil_WLAN2.4GHz_802.11b 1Mbps_Ch6_Transversal (Y)

Communication System: 802.11b; Frequency: 2437 MHz
Medium: Air Medium parameters used: $\sigma = 0$ S/m, $\varepsilon_r = 1$; $\rho = 0$ kg/m^3
Ambient Temperature：23.4 ℃

DASY5 Configuration
- Probe: AM1DV3 - 3130; ; Calibrated: 2019/11/20
- Sensor-Surface: 0mm (Fix Surface)
- Electronics: DAE3 Sn577; Calibrated: 2019/9/17
- Phantom: HAC Test Arch with AMCC; Type: SD HAC P01 BA;
- Measurement SW: DASY52, Version 52.10 (4); SEMCAD X Version 14.6.14 (7483)

General Scans/y (transversal) 4.2mm 50 x 50/ABM Interpolated SNR(x,y,z) (121x121x1):

Interpolated grid: dx=1.000 mm, dy=1.000 mm
ABM1/ABM2 = 26.61 dB
ABM1 comp = -15.63 dBA/m
Location: -1.6, -11.7, 3.7 mm



0 dB = 21.39 = 26.61 dB

#13_HAC_T-Coil_WLAN5GHz_802.11a 6Mbps_Ch40_Axial (Z)

Communication System: 802.11a; Frequency: 5200 MHz
Medium: Air Medium parameters used: $\sigma = 0$ S/m, $\varepsilon_r = 1$; $\rho = 0$ kg/m^3
Ambient Temperature：23.4 ℃

DASY5 Configuration
- Probe: AM1DV3 - 3130; ; Calibrated: 2019/11/20
- Sensor-Surface: 0mm (Fix Surface)
- Electronics: DAE3 Sn577; Calibrated: 2019/9/17
- Phantom: HAC Test Arch with AMCC; Type: SD HAC P01 BA;
- Measurement SW: DASY52, Version 52.10 (4); SEMCAD X Version 14.6.14 (7483)

General Scans/z (axial) 4.2mm 50 x 50/ABM Interpolated SNR(x,y,z) (121x121x1):

Interpolated grid: dx=1.000 mm, dy=1.000 mm
ABM1/ABM2 = 37.61 dB
ABM1 comp = -5.08 dBA/m
Location: 0.5, -3.3, 3.7 mm

0 dB = 1.67 dB

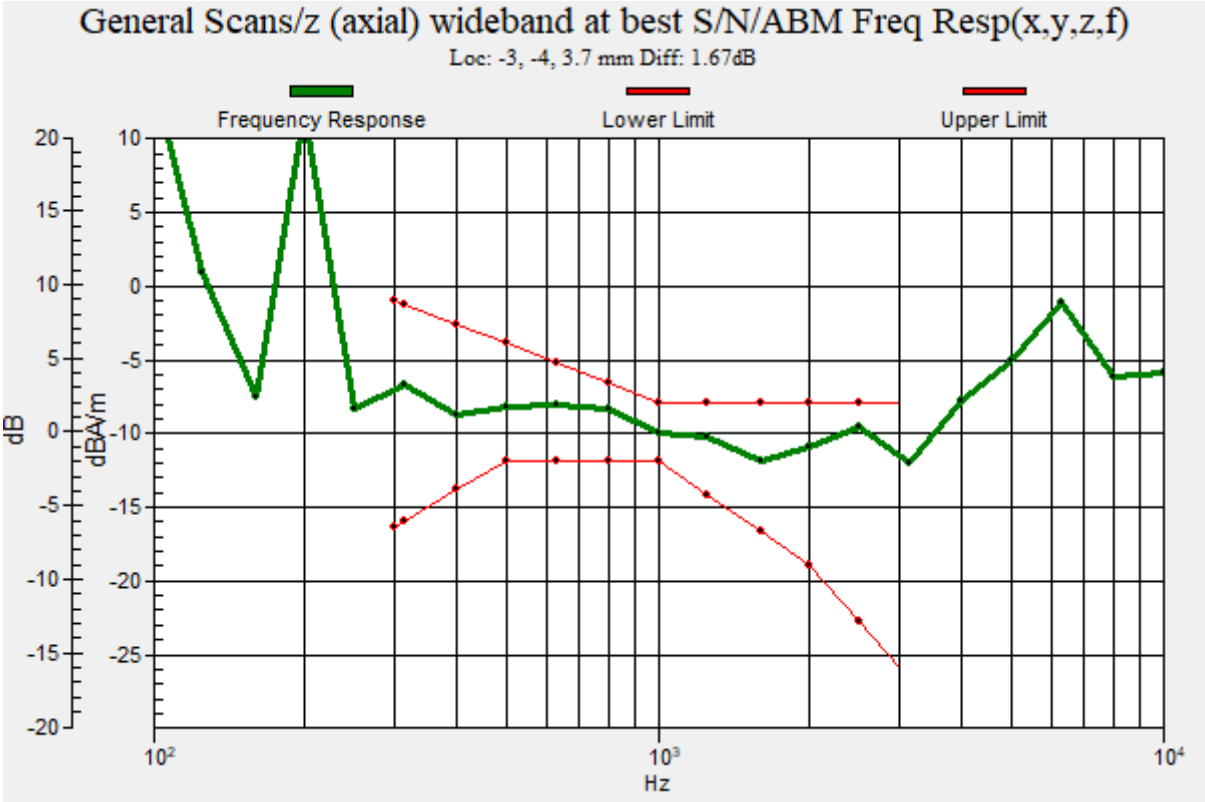
General Scans/z (axial) wideband at best S/N/ABM Freq Resp(x,y,z,f)
Loc: -3, -4, 3.7 mm Diff: 1.67dB
Frequency Response
Lower Limit
Upper Limit
dB
dBA/m
Hz
20
15
10
5
0
-5
-10
-15
-20
10
5
0
-5
-10
-15
-20
-25
10^2
10^3
10^4

#13_HAC_T-Coil_WLAN5GHz_802.11a 6Mbps_Ch40_Transversal (Y)

Communication System: 802.11a; Frequency: 5200 MHz
Medium: Air Medium parameters used: $\sigma = 0$ S/m, $\varepsilon_r = 1$; $\rho = 0$ kg/m^3
Ambient Temperature：23.4 ℃

DASY5 Configuration
- Probe: AM1DV3 - 3130; ; Calibrated: 2019/11/20
- Sensor-Surface: 0mm (Fix Surface)
- Electronics: DAE3 Sn577; Calibrated: 2019/9/17
- Phantom: HAC Test Arch with AMCC; Type: SD HAC P01 BA;
- Measurement SW: DASY52, Version 52.10 (4); SEMCAD X Version 14.6.14 (7483)

General Scans/y (transversal) 4.2mm 50 x 50/ABM Interpolated SNR(x,y,z) (121x121x1):

Interpolated grid: dx=1.000 mm, dy=1.000 mm
ABM1/ABM2 = 28.22 dB
ABM1 comp = -15.73 dBA/m
Location: -1.6, -12.4, 3.7 mm

0 dB = 25.76 = 28.22 dB

#14_HAC_T-Coil_WLAN5GHz_802.11a 6Mbps_Ch60_Axial (Z)

Communication System: 802.11a; Frequency: 5300 MHz
Medium: Air Medium parameters used: $\sigma = 0$ S/m, $\varepsilon_r = 1$; $\rho = 0$ kg/m^3
Ambient Temperature：23.4 ℃

DASY5 Configuration
- Probe: AM1DV3 - 3130; ; Calibrated: 2019/11/20
- Sensor-Surface: 0mm (Fix Surface)
- Electronics: DAE3 Sn577; Calibrated: 2019/9/17
- Phantom: HAC Test Arch with AMCC; Type: SD HAC P01 BA;
- Measurement SW: DASY52, Version 52.10 (4); SEMCAD X Version 14.6.14 (7483)

General Scans/z (axial) 4.2mm 50 x 50/ABM Interpolated SNR(x,y,z) (121x121x1):

Interpolated grid: dx=1.000 mm, dy=1.000 mm
ABM1/ABM2 = 40.86 dB
ABM1 comp = -3.01 dBA/m
Location: 1.2, -4, 3.7 mm

0 dB = 110.4 = 40.86 dB

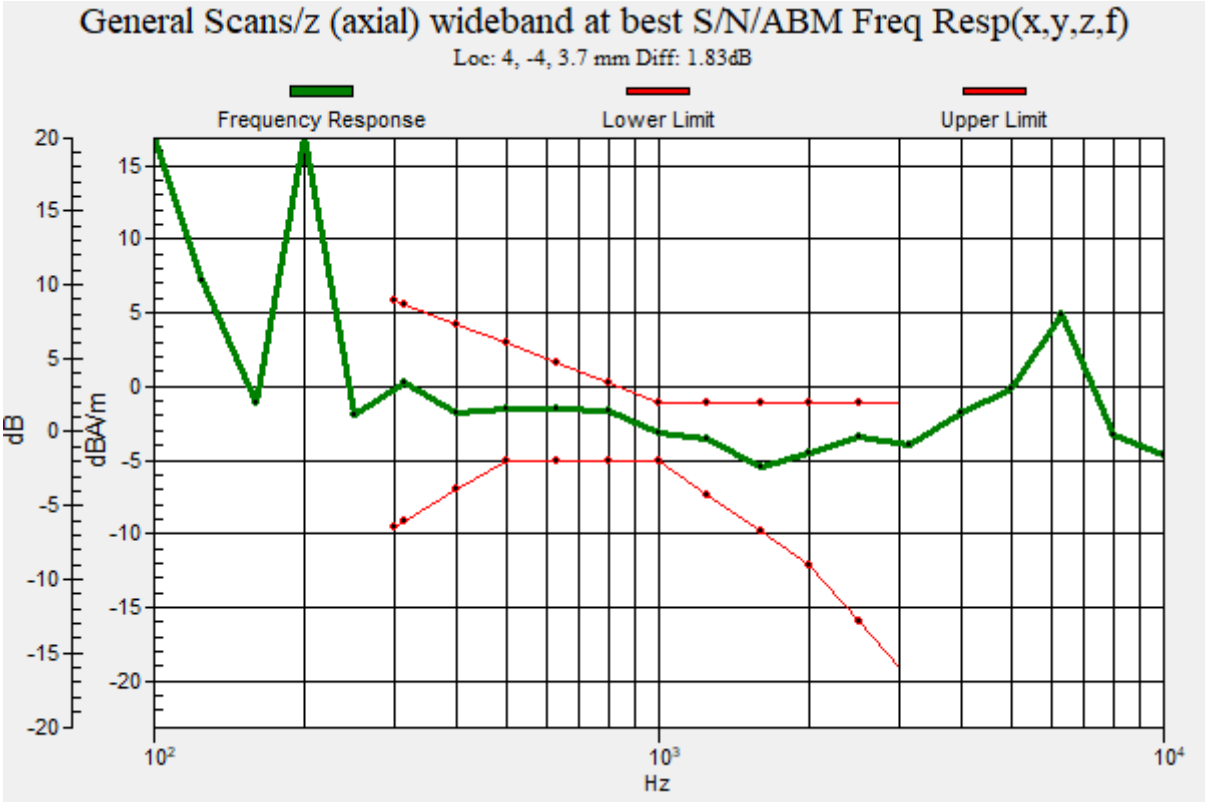
General Scans/z (axial) wideband at best S/N/ABM Freq Resp(x,y,z,f)
Loc: 4, -4, 3.7 mm Diff: 1.83dB
Frequency Response
Lower Limit
Upper Limit
dB
dBA/m
Hz
20
15
10
5
0
-5
-10
-15
-20
10^2
10^3
10^4

#14_HAC_T-Coil_WLAN5GHz_802.11a 6Mbps_Ch60_Transversal (Y)

Communication System: 802.11a; Frequency: 5300 MHz
Medium: Air Medium parameters used: $\sigma = 0$ S/m, $\varepsilon_r = 1$; $\rho = 0$ kg/m^3
Ambient Temperature：23.4 ℃

DASY5 Configuration
- Probe: AM1DV3 - 3130; ; Calibrated: 2019/11/20
- Sensor-Surface: 0mm (Fix Surface)
- Electronics: DAE3 Sn577; Calibrated: 2019/9/17
- Phantom: HAC Test Arch with AMCC; Type: SD HAC P01 BA;
- Measurement SW: DASY52, Version 52.10 (4); SEMCAD X Version 14.6.14 (7483)

General Scans/y (transversal) 4.2mm 50 x 50/ABM Interpolated SNR(x,y,z) (121x121x1):

Interpolated grid: dx=1.000 mm, dy=1.000 mm
ABM1/ABM2 = 28.41 dB
ABM1 comp = -15.20 dBA/m
Location: -0.9, -12.4, 3.7 mm

0 dB = 26.32 = 28.41 dB

#15_HAC_T-Coil_WLAN5GHz_802.11a 6Mbps_Ch124_Axial (Z)

Communication System: 802.11a; Frequency: 5620 MHz
Medium: Air Medium parameters used: $\sigma = 0$ S/m, $\varepsilon_r = 1$; $\rho = 0$ kg/m^3
Ambient Temperature：23.4 ℃

DASY5 Configuration
- Probe: AM1DV3 - 3130; ; Calibrated: 2019/11/20
- Sensor-Surface: 0mm (Fix Surface)
- Electronics: DAE3 Sn577; Calibrated: 2019/9/17
- Phantom: HAC Test Arch with AMCC; Type: SD HAC P01 BA;
- Measurement SW: DASY52, Version 52.10 (4); SEMCAD X Version 14.6.14 (7483)

General Scans/z (axial) 4.2mm 50 x 50/ABM Interpolated SNR(x,y,z) (121x121x1):

Interpolated grid: dx=1.000 mm, dy=1.000 mm
ABM1/ABM2 = 42.33 dB
ABM1 comp = -1.67 dBA/m
Location: 1.9, -3.3, 3.7 mm

0 dB = 130.7 = 42.33 dB

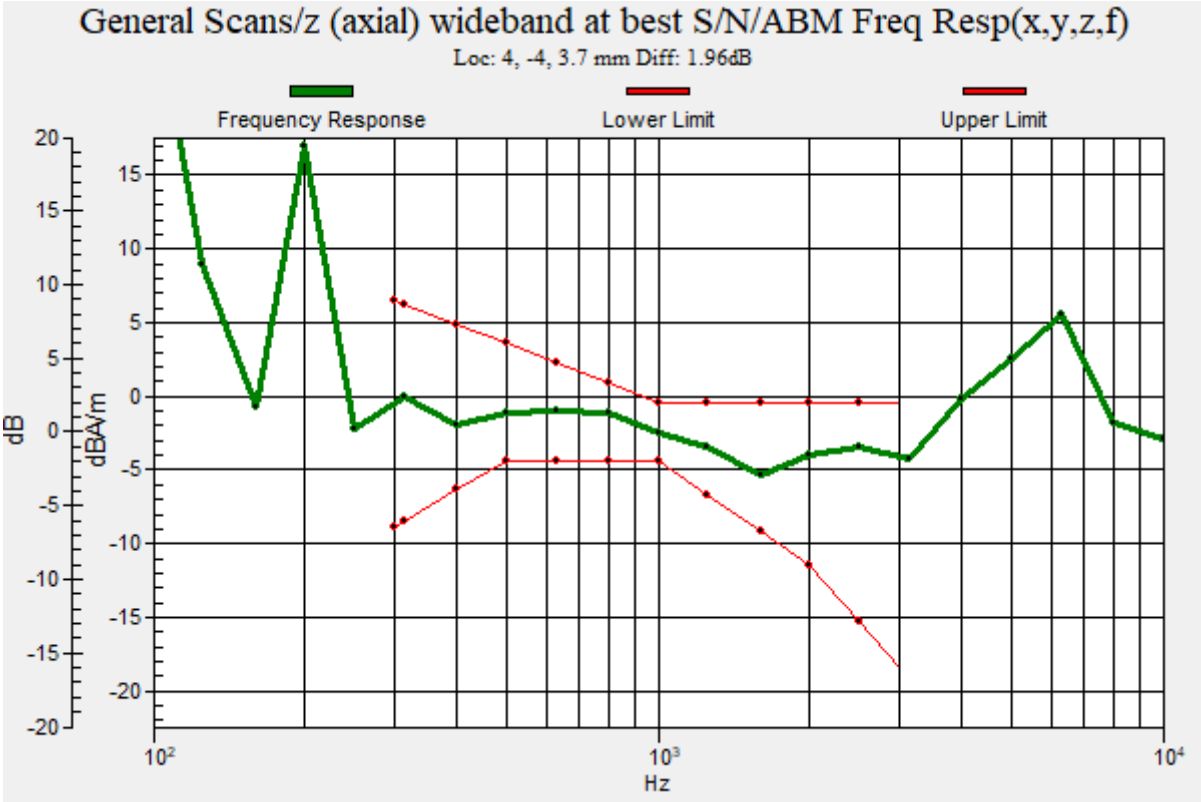
General Scans/z (axial) wideband at best S/N/ABM Freq Resp(x,y,z,f)
Loc: 4, -4, 3.7 mm Diff: 1.96dB
Frequency Response
Lower Limit
Upper Limit
dB
dBA/m
Hz

#15_HAC_T-Coil_WLAN5GHz_802.11a 6Mbps_Ch124_Transversal (Y)

Communication System: 802.11a; Frequency: 5620 MHz
Medium: Air Medium parameters used: $\sigma = 0$ S/m, $\varepsilon_r = 1$; $\rho = 0$ kg/m^3
Ambient Temperature：23.4 ℃

DASY5 Configuration
- Probe: AM1DV3 - 3130; ; Calibrated: 2019/11/20
- Sensor-Surface: 0mm (Fix Surface)
- Electronics: DAE3 Sn577; Calibrated: 2019/9/17
- Phantom: HAC Test Arch with AMCC; Type: SD HAC P01 BA;
- Measurement SW: DASY52, Version 52.10 (4); SEMCAD X Version 14.6.14 (7483)

General Scans/y (transversal) 4.2mm 50 x 50/ABM Interpolated SNR(x,y,z) (121x121x1):

Interpolated grid: dx=1.000 mm, dy=1.000 mm
ABM1/ABM2 = 30.65 dB
ABM1 comp = -14.94 dBA/m
Location: -2.3, -11.7, 3.7 mm

0 dB = 34.08 = 30.65 dB

#16_HAC_T-Coil_WLAN5GHz_802.11a 6Mbps_Ch157_Axial (Z)

Communication System: 802.11a; Frequency: 5785 MHz
Medium: Air Medium parameters used: $\sigma = 0$ S/m, $\varepsilon_r = 1$; $\rho = 0$ kg/m^3
Ambient Temperature：23.4 ℃

DASY5 Configuration
- Probe: AM1DV3 - 3130; ; Calibrated: 2019/11/20
- Sensor-Surface: 0mm (Fix Surface)
- Electronics: DAE3 Sn577; Calibrated: 2019/9/17
- Phantom: HAC Test Arch with AMCC; Type: SD HAC P01 BA;
- Measurement SW: DASY52, Version 52.10 (4); SEMCAD X Version 14.6.14 (7483)

General Scans/z (axial) 4.2mm 50 x 50/ABM Interpolated SNR(x,y,z) (121x121x1):

Interpolated grid: dx=1.000 mm, dy=1.000 mm
ABM1/ABM2 = 41.30 dB
ABM1 comp = -2.01 dBA/m
Location: 2.6, -3.3, 3.7 mm

0 dB = 116.2 = 41.30 dB

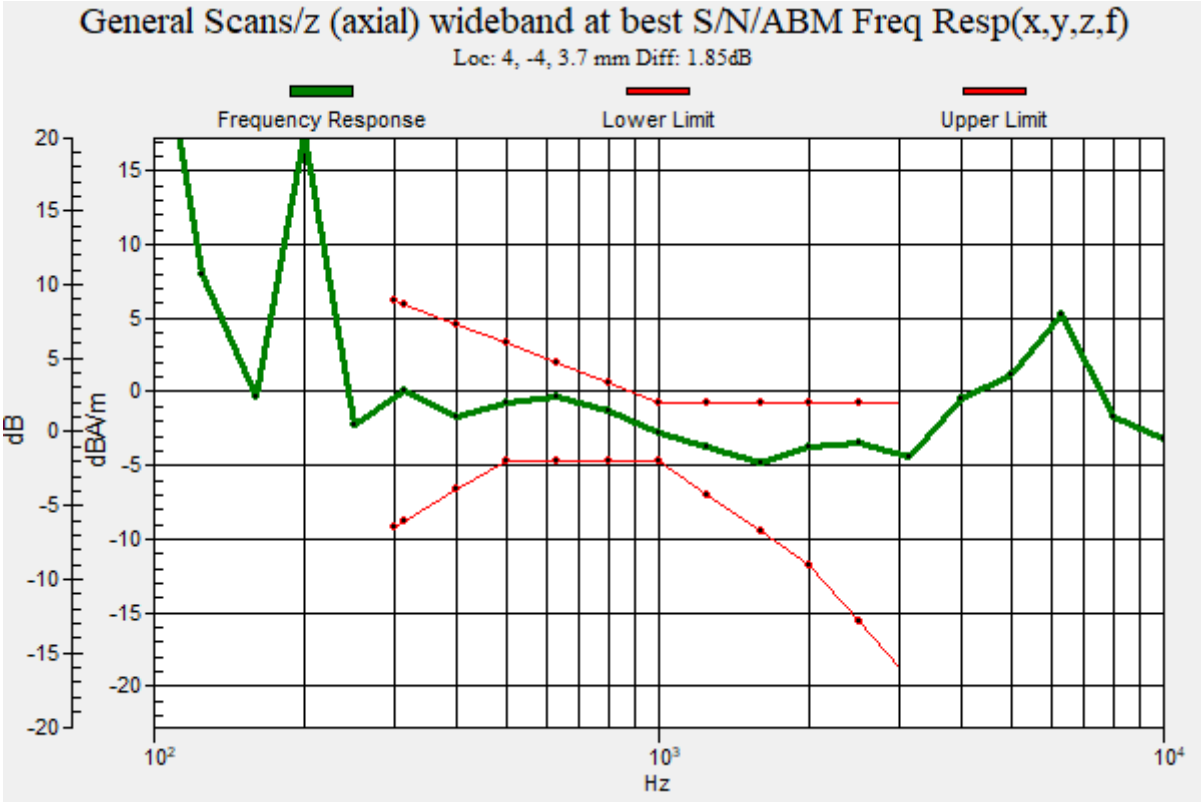
General Scans/z (axial) wideband at best S/N/ABM Freq Resp(x,y,z,f)
Loc: 4, -4, 3.7 mm Diff: 1.85dB
Frequency Response
Lower Limit
Upper Limit
dB
dBA/m
Hz

#16_HAC_T-Coil_WLAN5GHz_802.11a 6Mbps_Ch157_Transversal (Y)

Communication System: 802.11a; Frequency: 5785 MHz
Medium: Air Medium parameters used: $\sigma = 0$ S/m, $\varepsilon_r = 1$; $\rho = 0$ kg/m^3
Ambient Temperature：23.4 ℃

DASY5 Configuration
- Probe: AM1DV3 - 3130; ; Calibrated: 2019/11/20
- Sensor-Surface: 0mm (Fix Surface)
- Electronics: DAE3 Sn577; Calibrated: 2019/9/17
- Phantom: HAC Test Arch with AMCC; Type: SD HAC P01 BA;
- Measurement SW: DASY52, Version 52.10 (4); SEMCAD X Version 14.6.14 (7483)

General Scans/y (transversal) 4.2mm 50 x 50/ABM Interpolated SNR(x,y,z) (121x121x1):

Interpolated grid: dx=1.000 mm, dy=1.000 mm
ABM1/ABM2 = 28.41 dB
ABM1 comp = -14.23 dBA/m
Location: 1.2, -12.4, 3.7 mm

0 dB = 26.34 = 28.41 dB

#17_HAC_T-Coil_GSM850_EDGE 2TX_Ch189_Axial (Z)

Communication System: GSM850; Frequency: 836.4 MHz
Medium: Air Medium parameters used: $\sigma = 0$ S/m, $\varepsilon_r = 1$; $\rho = 0$ kg/m^3
Ambient Temperature：23.4 ℃

DASY5 Configuration
- Probe: AM1DV3 - 3130; ; Calibrated: 2019/11/20
- Sensor-Surface: 0mm (Fix Surface)
- Electronics: DAE3 Sn577; Calibrated: 2019/9/17
- Phantom: HAC Test Arch with AMCC; Type: SD HAC P01 BA;
- Measurement SW: DASY52, Version 52.10 (4); SEMCAD X Version 14.6.14 (7483)

General Scans/z (axial) 4.2mm 50 x 50/ABM Interpolated SNR(x,y,z) (121x121x1):

Interpolated grid: dx=1.000 mm, dy=1.000 mm
ABM1/ABM2 = 24.27 dB
ABM1 comp = -4.62 dBA/m
Location: 1.9, -4, 3.7 mm

0 dB = 16.35 = 24.27 dB

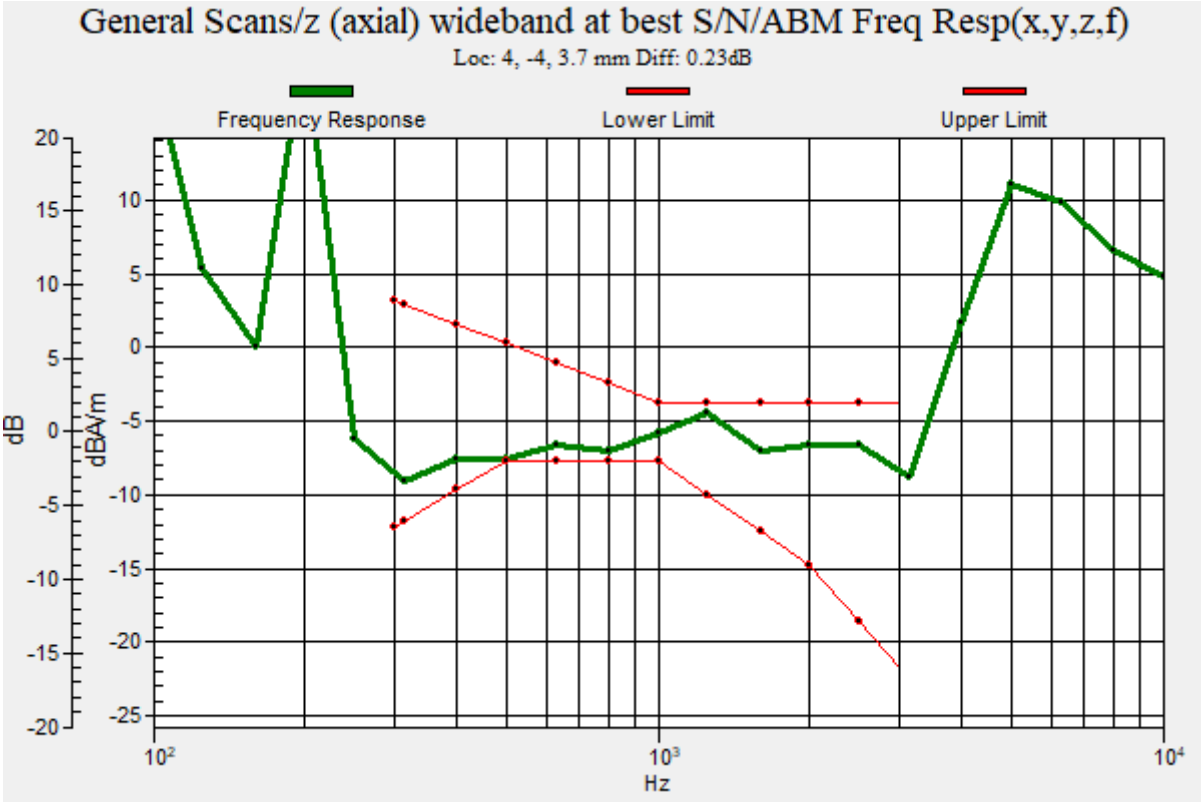
General Scans/z (axial) wideband at best S/N/ABM Freq Resp(x,y,z,f)
Loc: 4, -4, 3.7 mm Diff: 0.23dB
Frequency Response
Lower Limit
Upper Limit
dB
dBA/m
Hz

#17_HAC_T-Coil_GSM850_EDGE 2TX_Ch189_Transversal (Y)

Communication System: GSM850; Frequency: 836.4 MHz
Medium: Air Medium parameters used: $\sigma = 0$ S/m, $\varepsilon_r = 1$; $\rho = 0$ kg/m^3
Ambient Temperature：23.4 ℃

DASY5 Configuration
- Probe: AM1DV3 - 3130; ; Calibrated: 2019/11/20
- Sensor-Surface: 0mm (Fix Surface)
- Electronics: DAE3 Sn577; Calibrated: 2019/9/17
- Phantom: HAC Test Arch with AMCC; Type: SD HAC P01 BA;
- Measurement SW: DASY52, Version 52.10 (4); SEMCAD X Version 14.6.14 (7483)

General Scans/y (transversal) 4.2mm 50 x 50/ABM Interpolated SNR(x,y,z) (121x121x1):

Interpolated grid: dx=1.000 mm, dy=1.000 mm
ABM1/ABM2 = 21.05 dB
ABM1 comp = -15.83 dBA/m
Location: 0, -16.7, 3.7 mm

0 dB = 11.28 = 21.05 dB

#18_HAC_T-Coil_GSM1900_EDGE 2TX_Ch661_Axial (Z)

Communication System: PCS; Frequency: 1880 MHz
Medium: Air Medium parameters used: $\sigma = 0$ S/m, $\varepsilon_r = 1$; $\rho = 0$ kg/m^3
Ambient Temperature：23.4 ℃

DASY5 Configuration
- Probe: AM1DV3 - 3130; ; Calibrated: 2019/11/20
- Sensor-Surface: 0mm (Fix Surface)
- Electronics: DAE3 Sn577; Calibrated: 2019/9/17
- Phantom: HAC Test Arch with AMCC; Type: SD HAC P01 BA;
- Measurement SW: DASY52, Version 52.10 (4); SEMCAD X Version 14.6.14 (7483)

General Scans/z (axial) 4.2mm 50 x 50 2/ABM Interpolated SNR(x,y,z) (121x121x1):

Interpolated grid: dx=1.000 mm, dy=1.000 mm
ABM1/ABM2 = 26.81 dB
ABM1 comp = -3.05 dBA/m
Location: 4, -4.7, 3.7 mm



0 dB = 21.91 = 26.81 dB

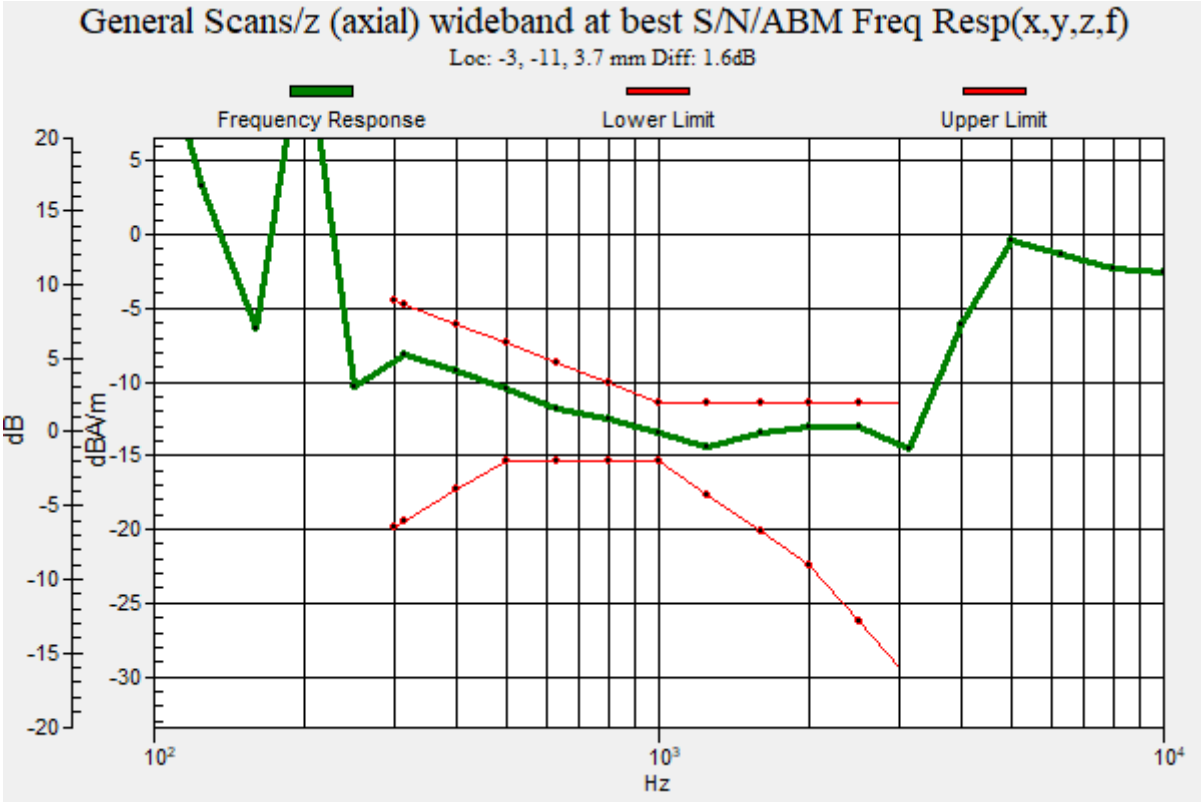
General Scans/z (axial) wideband at best S/N/ABM Freq Resp(x,y,z,f)
Loc: -3, -11, 3.7 mm Diff: 1.6dB
Frequency Response
Lower Limit
Upper Limit
dB
dBA/m
Hz
20
15
10
5
0
-5
-10
-15
-20
5
0
-5
-10
-15
-20
-25
-30
10^2
10^3
10^4

#18_HAC_T-Coil_GSM1900_EDGE 2TX_Ch661_Transversal (Y)

Communication System: PCS; Frequency: 1880 MHz
Medium: Air Medium parameters used: $\sigma = 0$ S/m, $\varepsilon_r = 1$; $\rho = 0$ kg/m^3
Ambient Temperature：23.4 ℃

DASY5 Configuration
- Probe: AM1DV3 - 3130; ; Calibrated: 2019/11/20
- Sensor-Surface: 0mm (Fix Surface)
- Electronics: DAE3 Sn577; Calibrated: 2019/9/17
- Phantom: HAC Test Arch with AMCC; Type: SD HAC P01 BA;
- Measurement SW: DASY52, Version 52.10 (4); SEMCAD X Version 14.6.14 (7483)

General Scans/y (transversal) 4.2mm 50 x 50/ABM Interpolated SNR(x,y,z) (121x121x1):

Interpolated grid: dx=1.000 mm, dy=1.000 mm
ABM1/ABM2 = 32.40 dB
ABM1 comp = -10.87 dBA/m
Location: -3.7, -16.7, 3.7 mm

0 dB = 41.69 = 32.40 dB

#19_HAC_T-Coil_WCDMA II_HSPA_Ch9400_Axial (Z)

Communication System: WCDMA; Frequency: 1880 MHz
Medium: Air Medium parameters used: $\sigma = 0$ S/m, $\varepsilon_r = 1$; $\rho = 0$ kg/m^3
Ambient Temperature：23.4 ℃

DASY5 Configuration
- Probe: AM1DV3 - 3130; ; Calibrated: 2019/11/20
- Sensor-Surface: 0mm (Fix Surface)
- Electronics: DAE3 Sn577; Calibrated: 2019/9/17
- Phantom: HAC Test Arch with AMCC; Type: SD HAC P01 BA;
- Measurement SW: DASY52, Version 52.10 (4); SEMCAD X Version 14.6.14 (7483)

General Scans/z (axial) 4.2mm 50 x 50/ABM Interpolated SNR(x,y,z) (121x121x1):

Interpolated grid: dx=1.000 mm, dy=1.000 mm
ABM1/ABM2 = 39.40 dB
ABM1 comp = -5.39 dBA/m
Location: 1.2, -4, 3.7 mm



0 dB = 93.35 = 39.40 dB

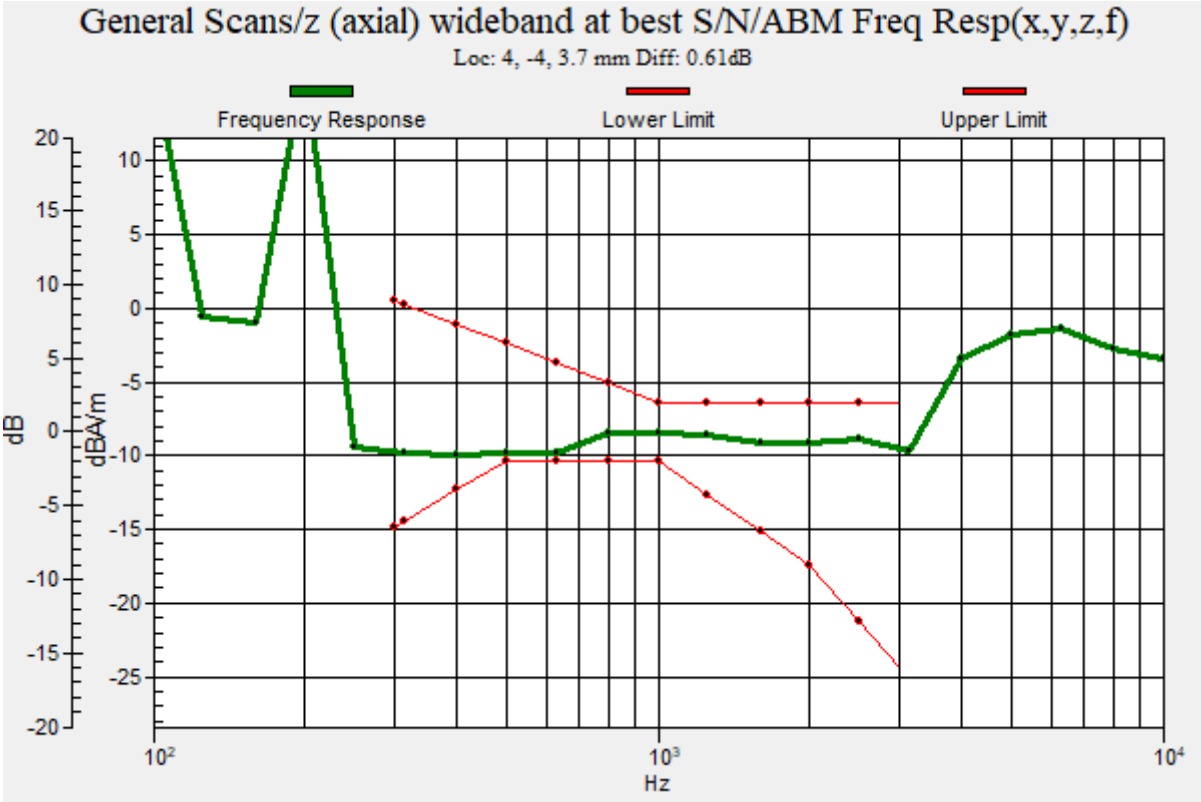
General Scans/z (axial) wideband at best S/N/ABM Freq Resp(x,y,z,f)
Loc: 4, -4, 3.7 mm Diff: 0.61dB
Frequency Response
Lower Limit
Upper Limit
dB
dBA/m
Hz

#19_HAC_T-Coil_WCDMA II_HSPA_Ch9400_Transversal (Y)

Communication System: WCDMA; Frequency: 1880 MHz
Medium: Air Medium parameters used: $\sigma = 0$ S/m, $\varepsilon_r = 1$; $\rho = 0$ kg/m^3
Ambient Temperature：23.4 ℃

DASY5 Configuration
- Probe: AM1DV3 - 3130; ; Calibrated: 2019/11/20
- Sensor-Surface: 0mm (Fix Surface)
- Electronics: DAE3 Sn577; Calibrated: 2019/9/17
- Phantom: HAC Test Arch with AMCC; Type: SD HAC P01 BA;
- Measurement SW: DASY52, Version 52.10 (4); SEMCAD X Version 14.6.14 (7483)

General Scans/y (transversal) 4.2mm 50 x 50/ABM Interpolated SNR(x,y,z) (121x121x1):

Interpolated grid: dx=1.000 mm, dy=1.000 mm
ABM1/ABM2 = 32.14 dB
ABM1 comp = -14.25 dBA/m
Location: 2.6, 10, 3.7 mm

0 dB = 40.48 = 32.14 dB

#20_HAC_T-Coil_WCDMA IV_HSPA_Ch1413_Axial (Z)

Communication System: WCDMA; Frequency: 1732.6 MHz
Medium: Air Medium parameters used: $\sigma = 0$ S/m, $\varepsilon_r = 1$; $\rho = 0$ kg/m^3
Ambient Temperature：23.4 ℃

DASY5 Configuration
- Probe: AM1DV3 - 3130; ; Calibrated: 2019/11/20
- Sensor-Surface: 0mm (Fix Surface)
- Electronics: DAE3 Sn577; Calibrated: 2019/9/17
- Phantom: HAC Test Arch with AMCC; Type: SD HAC P01 BA;
- Measurement SW: DASY52, Version 52.10 (4); SEMCAD X Version 14.6.14 (7483)

General Scans/z (axial) 4.2mm 50 x 50/ABM Interpolated SNR(x,y,z) (121x121x1):

Interpolated grid: dx=1.000 mm, dy=1.000 mm
ABM1/ABM2 = 38.76 dB
ABM1 comp = -5.88 dBA/m
Location: 0.5, -4, 3.7 mm

0 dB = 86.66 = 38.76 dB

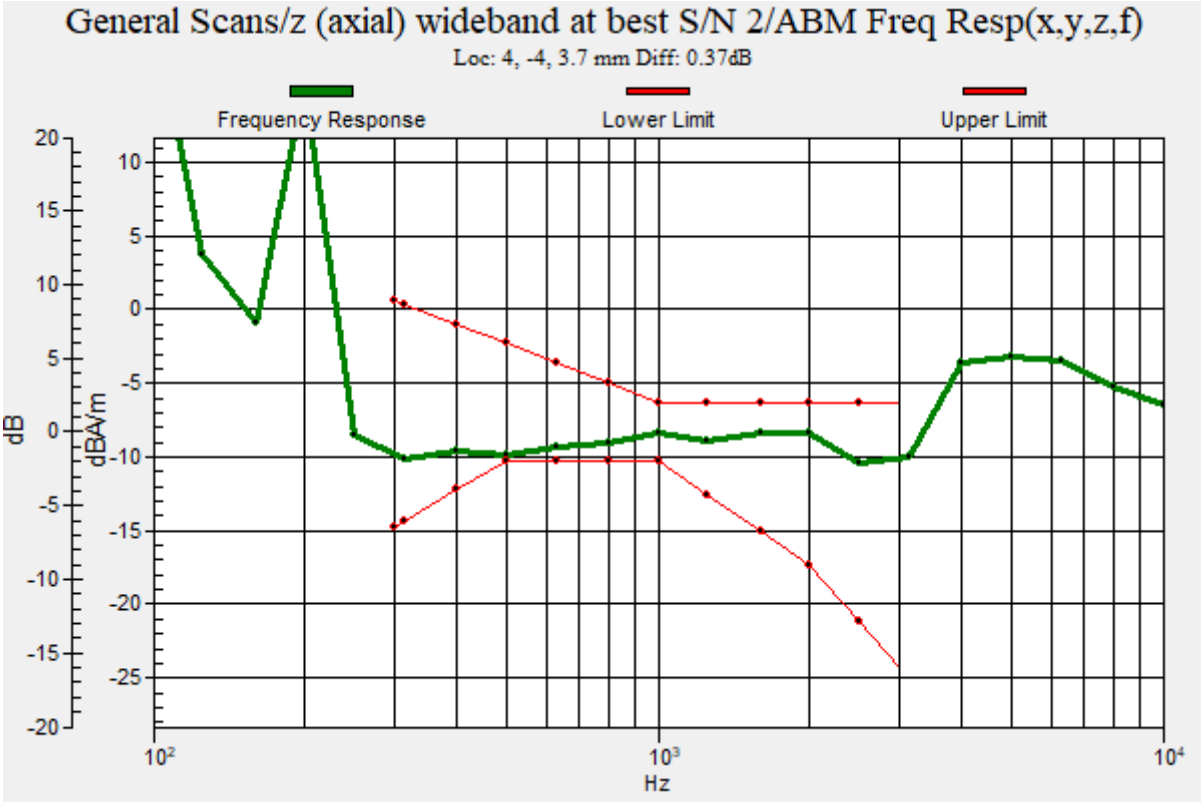
General Scans/z (axial) wideband at best S/N 2/ABM Freq Resp(x,y,z,f)
Loc: 4, -4, 3.7 mm Diff: 0.37dB
Frequency Response
Lower Limit
Upper Limit
dB
dBA/m
Hz

#20_HAC_T-Coil_WCDMA IV_HSPA_Ch1413_Transversal (Y)

Communication System: WCDMA; Frequency: 1732.6 MHz
Medium: Air Medium parameters used: $\sigma = 0$ S/m, $\varepsilon_r = 1$; $\rho = 0$ kg/m^3
Ambient Temperature：23.4 ℃

DASY5 Configuration
- Probe: AM1DV3 - 3130; ; Calibrated: 2019/11/20
- Sensor-Surface: 0mm (Fix Surface)
- Electronics: DAE3 Sn577; Calibrated: 2019/9/17
- Phantom: HAC Test Arch with AMCC; Type: SD HAC P01 BA;
- Measurement SW: DASY52, Version 52.10 (4); SEMCAD X Version 14.6.14 (7483)

General Scans/y (transversal) 4.2mm 50 x 50/ABM Interpolated SNR(x,y,z) (121x121x1):

Interpolated grid: dx=1.000 mm, dy=1.000 mm
ABM1/ABM2 = 31.91 dB
ABM1 comp = -14.24 dBA/m
Location: 0.4, 8.3, 3.7 mm

0 dB = 39.39 = 31.91 dB

#21_HAC_T-Coil_WCDMA V_HSPA_Ch4182_Axial (Z)

Communication System: WCDMA; Frequency: 836.4 MHz
Medium: Air Medium parameters used: $\sigma = 0$ S/m, $\varepsilon_r = 1$; $\rho = 0$ kg/m^3
Ambient Temperature：23.4 ℃

DASY5 Configuration
- Probe: AM1DV3 - 3130; ; Calibrated: 2019/11/20
- Sensor-Surface: 0mm (Fix Surface)
- Electronics: DAE3 Sn577; Calibrated: 2019/9/17
- Phantom: HAC Test Arch with AMCC; Type: SD HAC P01 BA;
- Measurement SW: DASY52, Version 52.10 (4); SEMCAD X Version 14.6.14 (7483)

General Scans/z (axial) 4.2mm 50 x 50/ABM Interpolated SNR(x,y,z) (121x121x1):

Interpolated grid: dx=1.000 mm, dy=1.000 mm
ABM1/ABM2 = 38.85 dB
ABM1 comp = -4.46 dBA/m
Location: 1.9, -4.7, 3.7 mm

0 dB = 87.59 = 38.85 dB

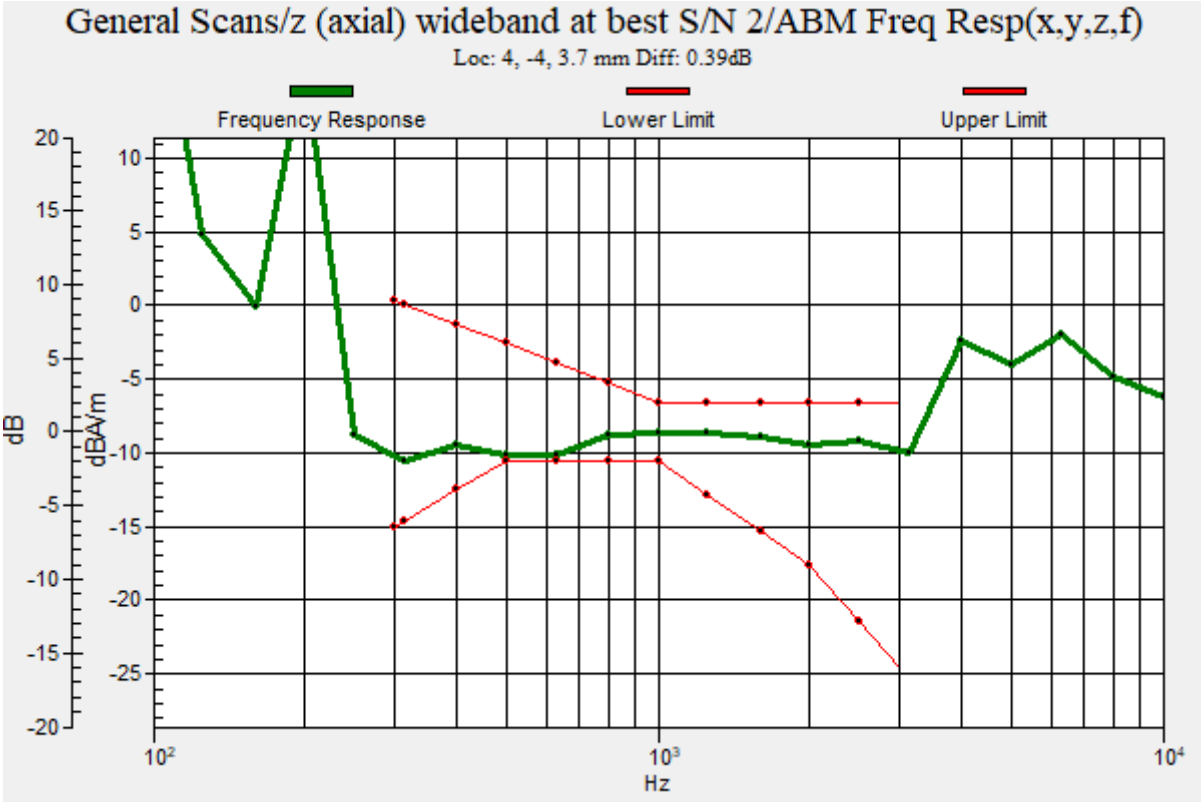
General Scans/z (axial) wideband at best S/N 2/ABM Freq Resp(x,y,z,f)
Loc: 4, -4, 3.7 mm Diff: 0.39dB
Frequency Response
Lower Limit
Upper Limit
dB
dBA/m
Hz

#21_HAC_T-Coil_WCDMA V_HSPA_Ch4182_Transversal (Y)

Communication System: WCDMA; Frequency: 836.4 MHz
Medium: Air Medium parameters used: $\sigma = 0$ S/m, $\varepsilon_r = 1$; $\rho = 0$ kg/m^3
Ambient Temperature：23.4 ℃

DASY5 Configuration
- Probe: AM1DV3 - 3130; ; Calibrated: 2019/11/20
- Sensor-Surface: 0mm (Fix Surface)
- Electronics: DAE3 Sn577; Calibrated: 2019/9/17
- Phantom: HAC Test Arch with AMCC; Type: SD HAC P01 BA;
- Measurement SW: DASY52, Version 52.10 (4); SEMCAD X Version 14.6.14 (7483)

General Scans/y (transversal) 4.2mm 50 x 50/ABM Interpolated SNR(x,y,z) (121x121x1):

Interpolated grid: dx=1.000 mm, dy=1.000 mm
ABM1/ABM2 = 30.72 dB
ABM1 comp = -14.65 dBA/m
Location: 1.9, 9.3, 3.7 mm

0 dB = 34.37 = 30.72 dB

#23_HAC_T-Coil_LTE Band 26_15M_QPSK_1_0_Ch26865_Axial (Z)

Communication System: LTE; Frequency: 831.5 MHz
Medium: Air Medium parameters used: $\sigma = 0$ S/m, $\varepsilon_r = 1$; $\rho = 0$ kg/m^3
Ambient Temperature：23.4 ℃

DASY5 Configuration
- Probe: AM1DV3 - 3130; ; Calibrated: 2019/11/20
- Sensor-Surface: 0mm (Fix Surface)
- Electronics: DAE3 Sn577; Calibrated: 2019/9/17
- Phantom: HAC Test Arch with AMCC; Type: SD HAC P01 BA;
- Measurement SW: DASY52, Version 52.10 (4); SEMCAD X Version 14.6.14 (7483)

General Scans/z (axial) 4.2mm 50 x 50/ABM Interpolated SNR(x,y,z) (121x121x1):

Interpolated grid: dx=1.000 mm, dy=1.000 mm
ABM1/ABM2 = 37.13 dB
ABM1 comp = -6.69 dBA/m
Location: -0.2, -4, 3.7 mm

0 dB = 71.84 = 37.13 dB

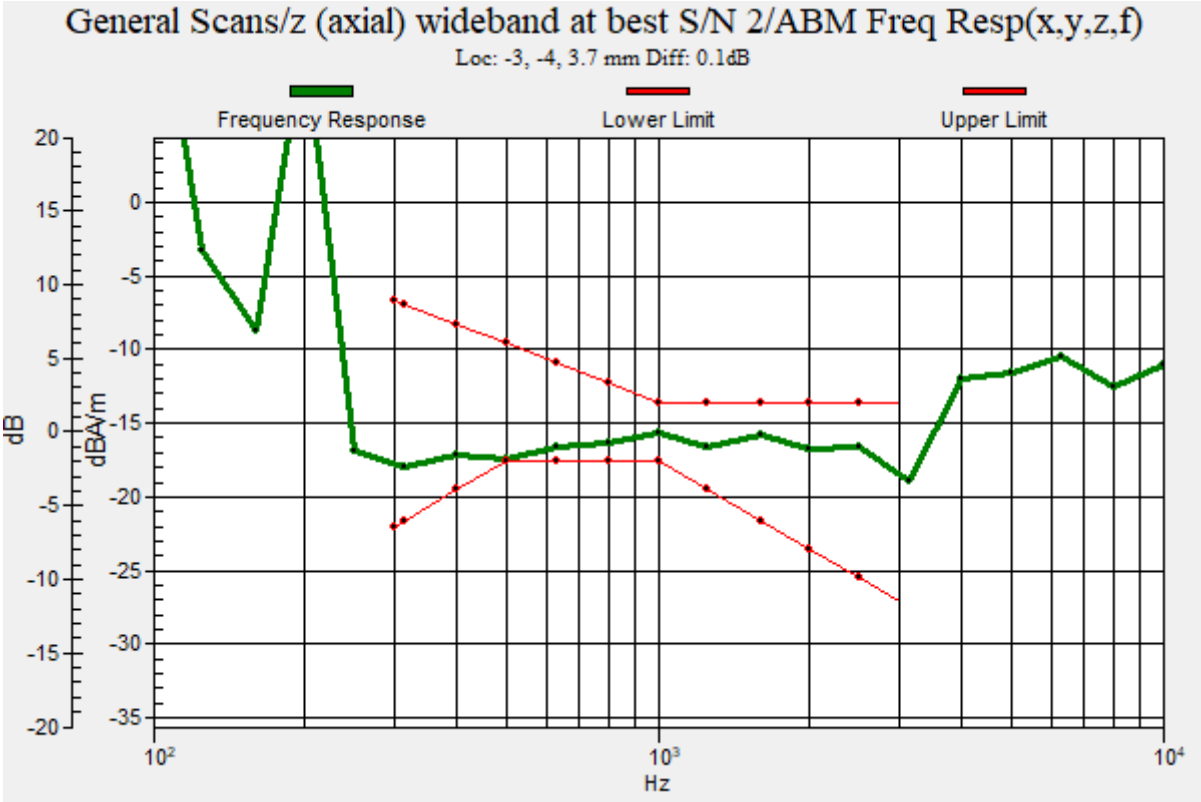
General Scans/z (axial) wideband at best S/N 2/ABM Freq Resp(x,y,z,f)
Loc: -3, -4, 3.7 mm Diff: 0.1dB
Frequency Response
Lower Limit
Upper Limit
dB
dBA/m
Hz

#23_HAC_T-Coil_LTE Band 26_15M_QPSK_1_0_Ch26865_Transversal (Y)

Communication System: LTE; Frequency: 831.5 MHz
Medium: Air Medium parameters used: $\sigma = 0$ S/m, $\varepsilon_r = 1$; $\rho = 0$ kg/m^3
Ambient Temperature：23.4 ℃

DASY5 Configuration
- Probe: AM1DV3 - 3130; ; Calibrated: 2019/11/20
- Sensor-Surface: 0mm (Fix Surface)
- Electronics: DAE3 Sn577; Calibrated: 2019/9/17
- Phantom: HAC Test Arch with AMCC; Type: SD HAC P01 BA;
- Measurement SW: DASY52, Version 52.10 (4); SEMCAD X Version 14.6.14 (7483)

General Scans/y (transversal) 4.2mm 50 x 50/ABM Interpolated SNR(x,y,z) (121x121x1):

Interpolated grid: dx=1.000 mm, dy=1.000 mm
ABM1/ABM2 = 30.08 dB
ABM1 comp = -14.28 dBA/m
Location: 2.6, 9.3, 3.7 mm

0 dB = 31.92 = 30.08 dB

#24_HAC_T-Coil_LTE Band 41_20M_QPSK_1_0_Ch40620_Axial (Z)

Communication System: LTE TDD; Frequency: 2593 MHz
Medium: Air Medium parameters used: $\sigma = 0$ S/m, $\varepsilon_r = 1$; $\rho = 0$ kg/m^3
Ambient Temperature：23.4 ℃

DASY5 Configuration
- Probe: AM1DV3 - 3130; ; Calibrated: 2019/11/20
- Sensor-Surface: 0mm (Fix Surface)
- Electronics: DAE3 Sn577; Calibrated: 2019/9/17
- Phantom: HAC Test Arch with AMCC; Type: SD HAC P01 BA;
- Measurement SW: DASY52, Version 52.10 (4); SEMCAD X Version 14.6.14 (7483)

General Scans/z (axial) 4.2mm 50 x 50/ABM Interpolated SNR(x,y,z) (121x121x1):

Interpolated grid: dx=1.000 mm, dy=1.000 mm
ABM1/ABM2 = 23.35 dB
ABM1 comp = -17.83 dBA/m
Location: -3, -5.4, 3.7 mm

0 dB = 14.71 = 23.35 dB

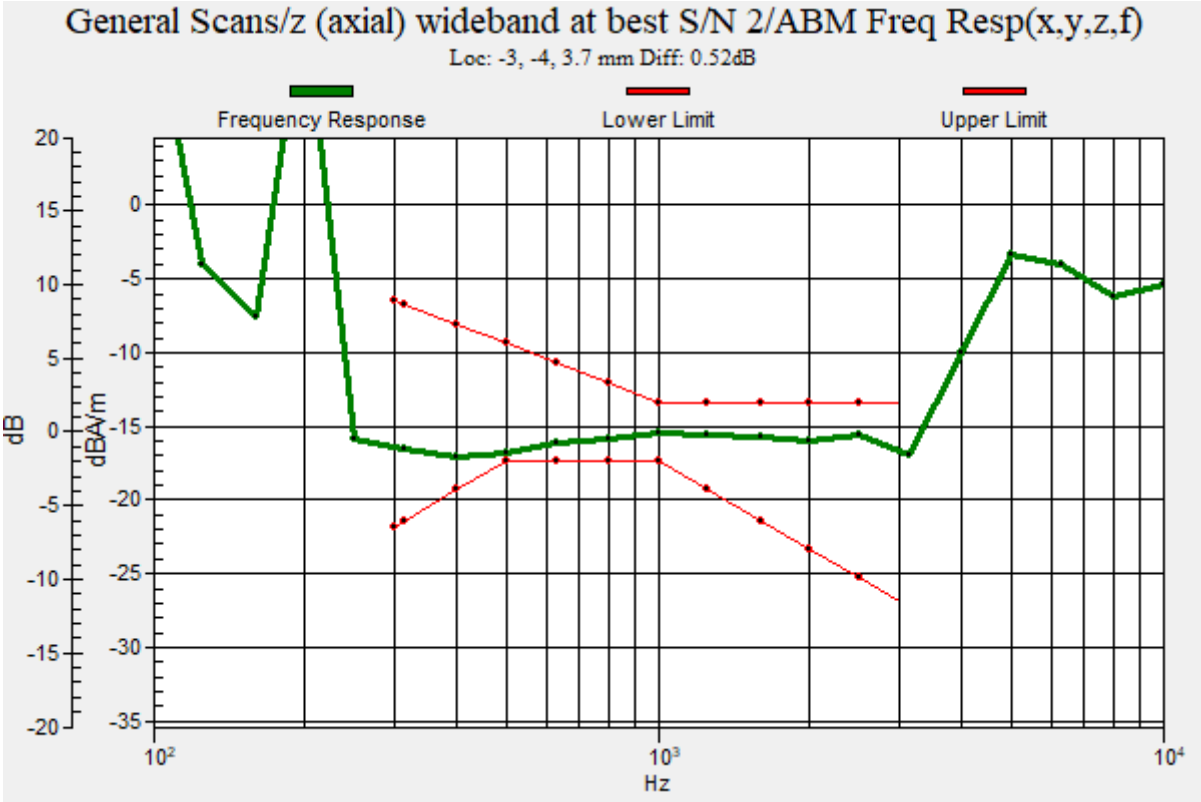
General Scans/z (axial) wideband at best S/N 2/ABM Freq Resp(x,y,z,f)
Loc: -3, -4, 3.7 mm Diff: 0.52dB
Frequency Response
Lower Limit
Upper Limit
dB
dBA/m
Hz

#24_HAC_T-Coil_LTE Band 41_20M_QPSK_1_0_Ch40620_Transversal (Y)

Communication System: LTE TDD; Frequency: 2593 MHz
Medium: Air Medium parameters used: $\sigma = 0$ S/m, $\varepsilon_r = 1$; $\rho = 0$ kg/m^3
Ambient Temperature：23.4 ℃

DASY5 Configuration
- Probe: AM1DV3 - 3130; ; Calibrated: 2019/11/20
- Sensor-Surface: 0mm (Fix Surface)
- Electronics: DAE3 Sn577; Calibrated: 2019/9/17
- Phantom: HAC Test Arch with AMCC; Type: SD HAC P01 BA;
- Measurement SW: DASY52, Version 52.10 (4); SEMCAD X Version 14.6.14 (7483)

General Scans/y (transversal) 4.2mm 50 x 50/ABM Interpolated SNR(x,y,z) (121x121x1):

Interpolated grid: dx=1.000 mm, dy=1.000 mm
ABM1/ABM2 = 23.70 dB
ABM1 comp = -16.94 dBA/m
Location: 1.2, -18, 3.7 mm

0 dB = 15.30 = 23.69 dB

#25_HAC_T-Coil_WLAN2.4GHz_802.11b 1Mbps_Ch6_Axial (Z)

Communication System: 802.11b; Frequency: 2437 MHz
Medium: Air Medium parameters used: $\sigma = 0$ S/m, $\varepsilon_r = 1$; $\rho = 0$ kg/m^3
Ambient Temperature：23.4 ℃

DASY5 Configuration
- Probe: AM1DV3 - 3130; ; Calibrated: 2019/11/20
- Sensor-Surface: 0mm (Fix Surface)
- Electronics: DAE3 Sn577; Calibrated: 2019/9/17
- Phantom: HAC Test Arch with AMCC; Type: SD HAC P01 BA;
- Measurement SW: DASY52, Version 52.10 (4); SEMCAD X Version 14.6.14 (7483)

General Scans/z (axial) 4.2mm 50 x 50/ABM Interpolated SNR(x,y,z) (121x121x1):

Interpolated grid: dx=1.000 mm, dy=1.000 mm
ABM1/ABM2 = 32.35 dB
ABM1 comp = -7.84 dBA/m
Location: 3.3, -9.6, 3.7 mm



0 dB = 41.42 = 32.35 dB

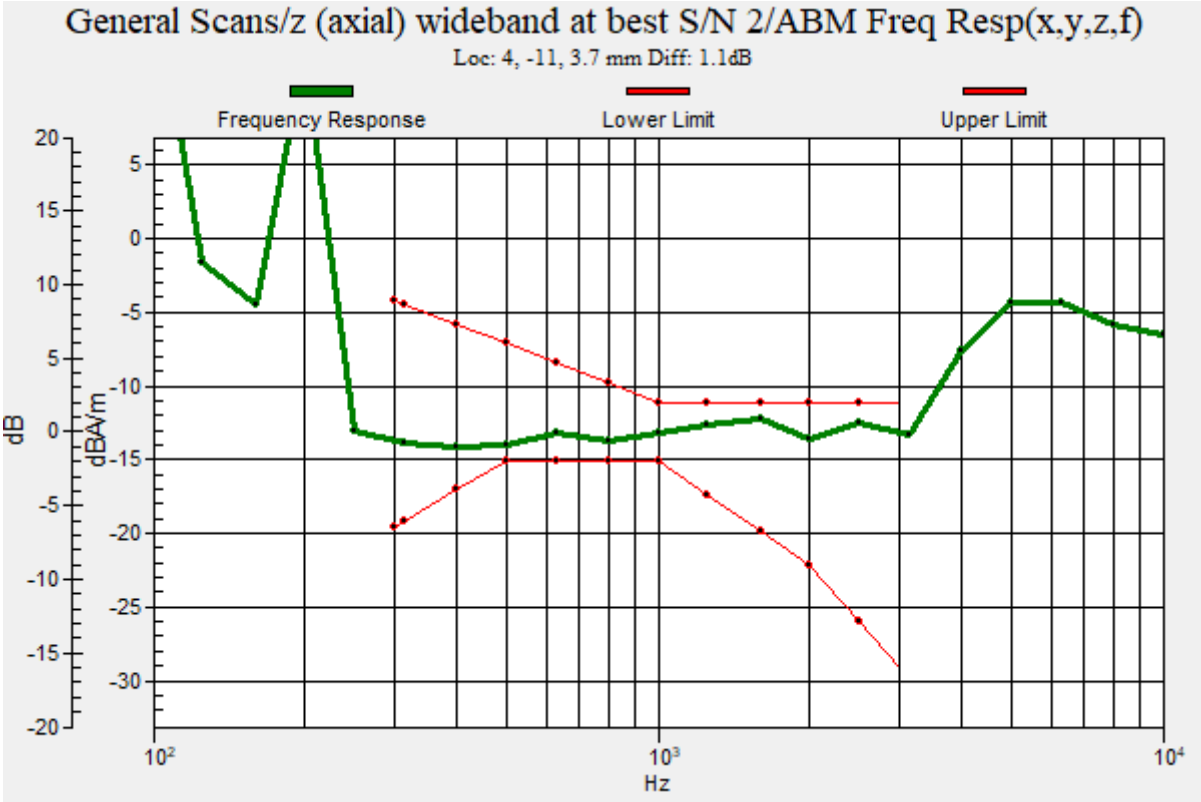
General Scans/z (axial) wideband at best S/N 2/ABM Freq Resp(x,y,z,f)
Loc: 4, -11, 3.7 mm Diff: 1.1dB
Frequency Response
Lower Limit
Upper Limit
dB
dBA/m
Hz

#25_HAC_T-Coil_WLAN2.4GHz_802.11b 1Mbps_Ch6_Transversal (Y)

Communication System: 802.11b; Frequency: 2437 MHz
Medium: Air Medium parameters used: $\sigma = 0$ S/m, $\varepsilon_r = 1$; $\rho = 0$ kg/m^3
Ambient Temperature：23.4 ℃

DASY5 Configuration
- Probe: AM1DV3 - 3130; ; Calibrated: 2019/11/20
- Sensor-Surface: 0mm (Fix Surface)
- Electronics: DAE3 Sn577; Calibrated: 2019/9/17
- Phantom: HAC Test Arch with AMCC; Type: SD HAC P01 BA;
- Measurement SW: DASY52, Version 52.10 (4); SEMCAD X Version 14.6.14 (7483)

General Scans/y (transversal) 4.2mm 50 x 50/ABM Interpolated SNR(x,y,z) (121x121x1):

Interpolated grid: dx=1.000 mm, dy=1.000 mm
ABM1/ABM2 = 24.87 dB
ABM1 comp = -15.53 dBA/m
Location: -2.3, -11.7, 3.7 mm

0 dB = 17.52 = 24.87 dB

#26_HAC_T-Coil_WLAN5GHz_802.11a 6Mbps_Ch40_Axial (Z)

Communication System: 802.11a; Frequency: 5200 MHz
Medium: Air Medium parameters used: $\sigma = 0$ S/m, $\varepsilon_r = 1$; $\rho = 0$ kg/m^3
Ambient Temperature：23.4 ℃

DASY5 Configuration
- Probe: AM1DV3 - 3130; ; Calibrated: 2019/11/20
- Sensor-Surface: 0mm (Fix Surface)
- Electronics: DAE3 Sn577; Calibrated: 2019/9/17
- Phantom: HAC Test Arch with AMCC; Type: SD HAC P01 BA;
- Measurement SW: DASY52, Version 52.10 (4); SEMCAD X Version 14.6.14 (7483)

General Scans/z (axial) 4.2mm 50 x 50/ABM Interpolated SNR(x,y,z) (121x121x1):

Interpolated grid: dx=1.000 mm, dy=1.000 mm
ABM1/ABM2 = 30.84 dB
ABM1 comp = -3.75 dBA/m
Location: 3.3, -4.7, 3.7 mm

0 dB = 34.85 = 30.84 dB

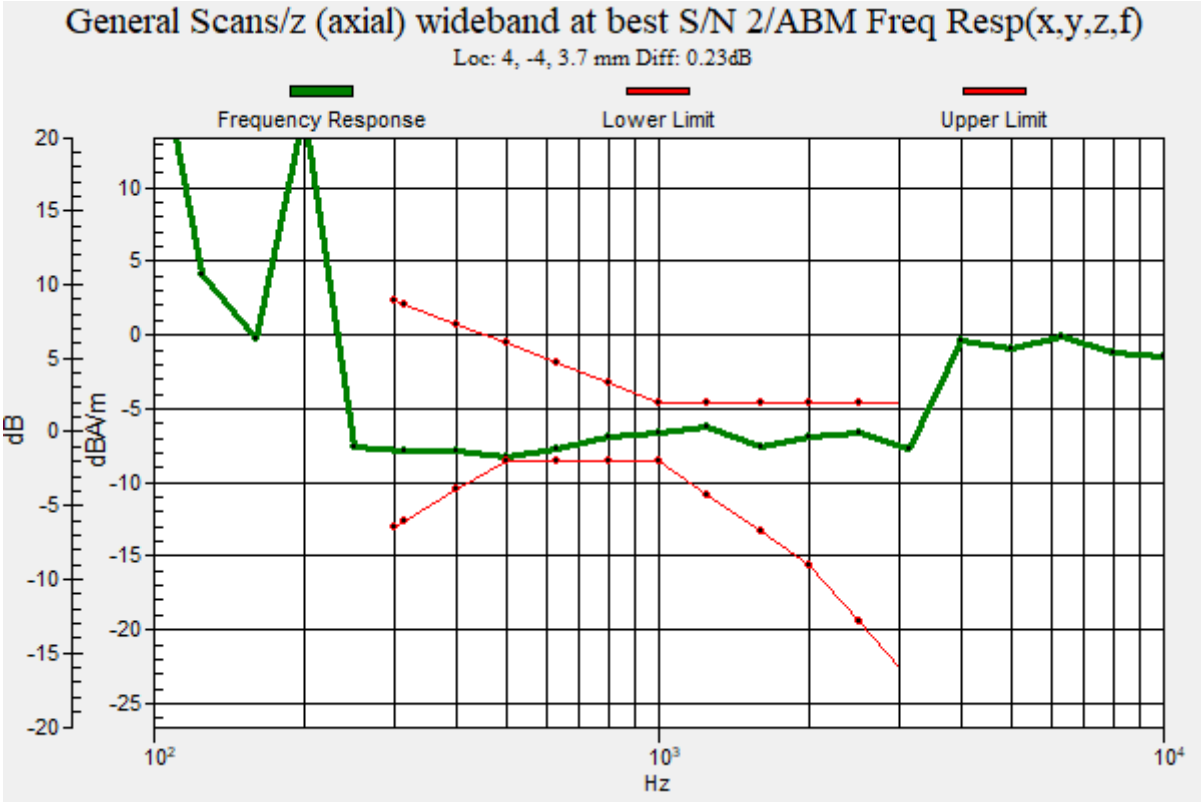
General Scans/z (axial) wideband at best S/N 2/ABM Freq Resp(x,y,z,f)
Loc: 4, -4, 3.7 mm Diff: 0.23dB
Frequency Response
Lower Limit
Upper Limit
dB
dBA/m
Hz

#26_HAC_T-Coil_WLAN5GHz_802.11a 6Mbps_Ch40_Transversal (Y)

Communication System: 802.11a; Frequency: 5200 MHz
Medium: Air Medium parameters used: $\sigma = 0$ S/m, $\varepsilon_r = 1$; $\rho = 0$ kg/m^3
Ambient Temperature：23.4 ℃

DASY5 Configuration
- Probe: AM1DV3 - 3130; ; Calibrated: 2019/11/20
- Sensor-Surface: 0mm (Fix Surface)
- Electronics: DAE3 Sn577; Calibrated: 2019/9/17
- Phantom: HAC Test Arch with AMCC; Type: SD HAC P01 BA;
- Measurement SW: DASY52, Version 52.10 (4); SEMCAD X Version 14.6.14 (7483)

General Scans/y (transversal) 4.2mm 50 x 50/ABM Interpolated SNR(x,y,z) (121x121x1):

Interpolated grid: dx=1.000 mm, dy=1.000 mm
ABM1/ABM2 = 29.76 dB
ABM1 comp = -16.68 dBA/m
Location: -3, -16.6, 3.7 mm

0 dB = 30.75 = 29.76 dB