Annex C Plots of T-Coil Test Results

T-Coil Noise Test Report

Measurement performed on August 23, 2024 at 06:35

Device Under Test

Manufacturer	Model	Dimensions [mm]	Speaker Position [mm]
		146.2 x 71.8 x 7.5	144.3

Hardware Setup

Probe Name	Probe Calibration Date	DAE Name	DAE Calibration Date
AM1DV3 - 1048	June 04, 2024	DAE4 Sn480	September 19, 2023

Communication Systems

Band Name	Communication Systems Name	Channel	Frequency [MHz]
Band 25, E-UTRA/FDD	LTE-FDD (SC-FDMA, 1 RB, 20 MHz, QPSK)	26365	1882.5

Grid Settings

Extent X [mm]	Extent Y [mm]	Step X [mm]	Step Y [mm]	Distance [mm]
52.0	52.0	4.0	4.0	10.0

Results

Secondary Group Point Count	Secondary Group Max Longitudinal	Secondary Group Max Transverse	Hmax [dB(A/m)]
676	26	26	-52.36

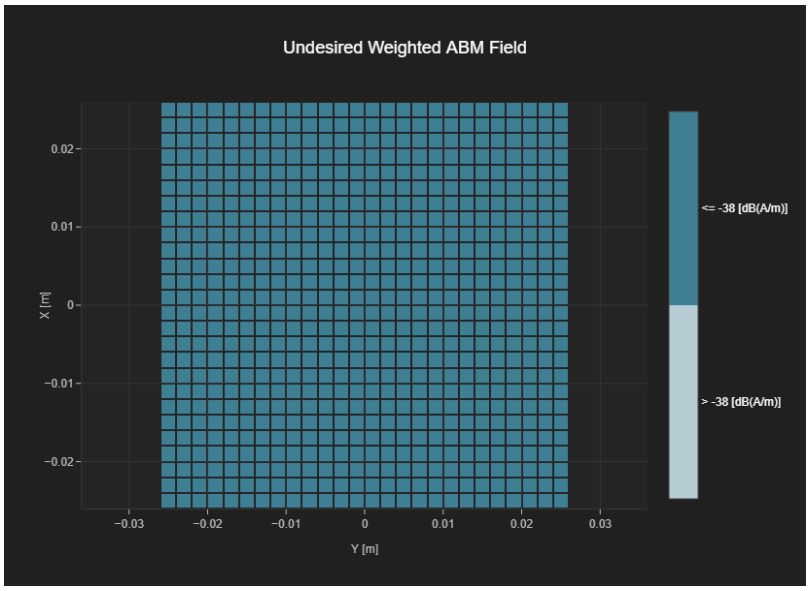

T-Coil Signal Test Report

Measurement performed on August 24, 2024 at 14:18

Device Under Test

Manufacturer	Model	Dimensions [mm]	Speaker Position [mm]
		146.2 x 71.8 x 7.5	144.3

Hardware Setup

Probe Name	Probe Calibration Date	DAE Name	DAE Calibration Date
AM1DV3 - 1048	June 04, 2024	DAE4 Sn480	September 19, 2023

Communication Systems

Band Name	Communication Systems Name	Channel	Frequency [MHz]
GSM 850	GSM-FDD (TDMA, GMSK)	189	836.4

Grid Settings

Extent X [mm]	Extent Y [mm]	Step X [mm]	Step Y [mm]	Distance [mm]
52.0	52.0	4.0	4.0	10.0

Results

Audio File	Measurement Duration [s]	Margin Upper Bound [dB]	Margin Lower Bound [dB]
48k_voice_300-3000_2s.wav	2.0	1.51	2.0

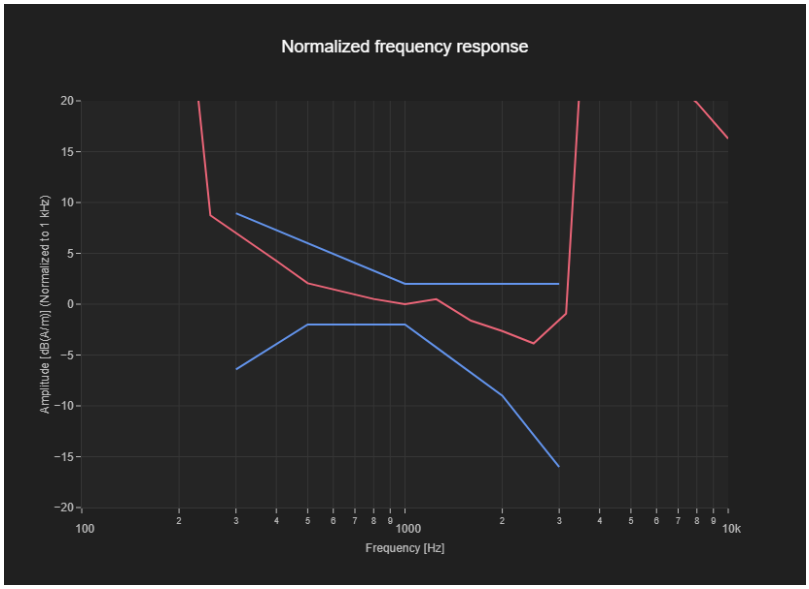

T-Coil Coupling Mode Test Report

Results

Primary Group Contiguous Point Count	Secondary Group Point Count	Secondary Group Max Longitudinal	Secondary Group Max Transverse
32	236	19	26

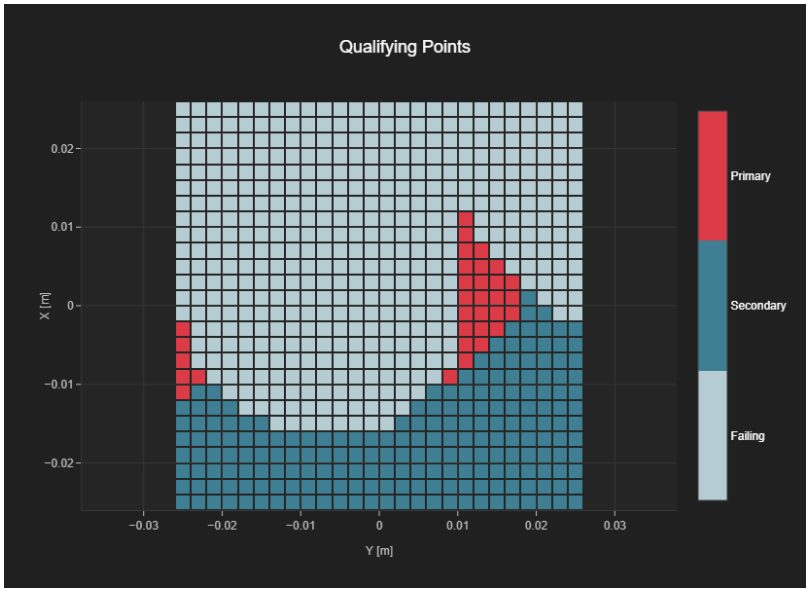

T-Coil Signal Test Report

Measurement performed on August 24, 2024 at 14:18

Device Under Test

Manufacturer	Model	Dimensions [mm]	Speaker Position [mm]
		146.2 x 71.8 x 7.5	144.3

Hardware Setup

Probe Name	Probe Calibration Date	DAE Name	DAE Calibration Date
AM1DV3 - 1048	June 04, 2024	DAE4 Sn480	September 19, 2023

Communication Systems

Band Name	Communication Systems Name	Channel	Frequency [MHz]
GSM 850	GSM-FDD (TDMA, GMSK)	189	836.4

Grid Settings

Extent X [mm]	Extent Y [mm]	Step X [mm]	Step Y [mm]	Distance [mm]
52.0	52.0	4.0	4.0	10.0

Results

Audio File	Measurement Duration [s]	Gain [dB]	Hmax [dB(A/m)]
48k_voice_1kHz_1s.wav	2.0	-8.51	3.21

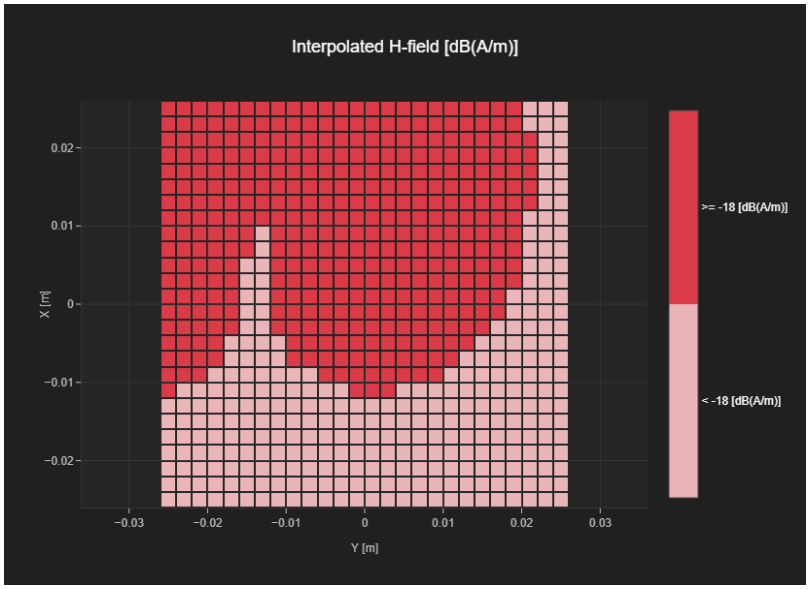

T-Coil Noise Test Report

Measurement performed on August 24, 2024 at 14:41

Device Under Test

Manufacturer	Model	Dimensions [mm]	Speaker Position [mm]
		146.2 x 71.8 x 7.5	144.3

Hardware Setup

Probe Name	Probe Calibration Date	DAE Name	DAE Calibration Date
AM1DV3 - 1048	June 04, 2024	DAE4 Sn480	September 19, 2023

Communication Systems

Band Name	Communication Systems Name	Channel	Frequency [MHz]
GSM 850	GSM-FDD (TDMA, GMSK)	189	836.4

Grid Settings

Extent X [mm]	Extent Y [mm]	Step X [mm]	Step Y [mm]	Distance [mm]
52.0	52.0	4.0	4.0	10.0

Results

Secondary Group Point Count	Secondary Group Max Longitudinal	Secondary Group Max Transverse	Hmax [dB(A/m)]
236	19	26	-5.85

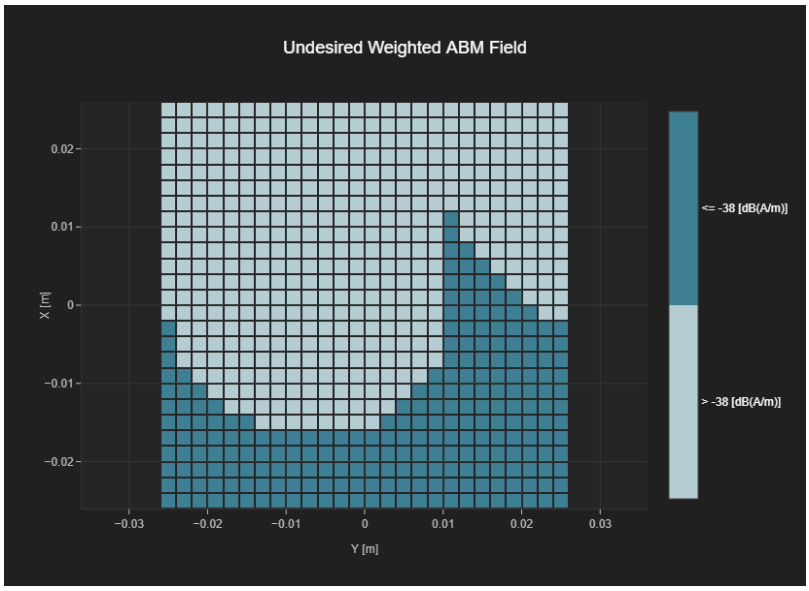

T-Coil Signal Test Report

Measurement performed on August 24, 2024 at 13:52

Device Under Test

Manufacturer	Model	Dimensions [mm]	Speaker Position [mm]
		146.2 x 71.8 x 7.5	144.3

Hardware Setup

Probe Name	Probe Calibration Date	DAE Name	DAE Calibration Date
AM1DV3 - 1048	June 04, 2024	DAE4 Sn480	September 19, 2023

Communication Systems

Band Name	Communication Systems Name	Channel	Frequency [MHz]
PCS 1900	GSM-FDD (TDMA, GMSK)	661	1880.0

Grid Settings

Extent X [mm]	Extent Y [mm]	Step X [mm]	Step Y [mm]	Distance [mm]
52.0	52.0	4.0	4.0	10.0

Results

Audio File	Measurement Duration [s]	Margin Upper Bound [dB]	Margin Lower Bound [dB]
48k_voice_300-3000_2s.wav	2.0	2.0	1.73

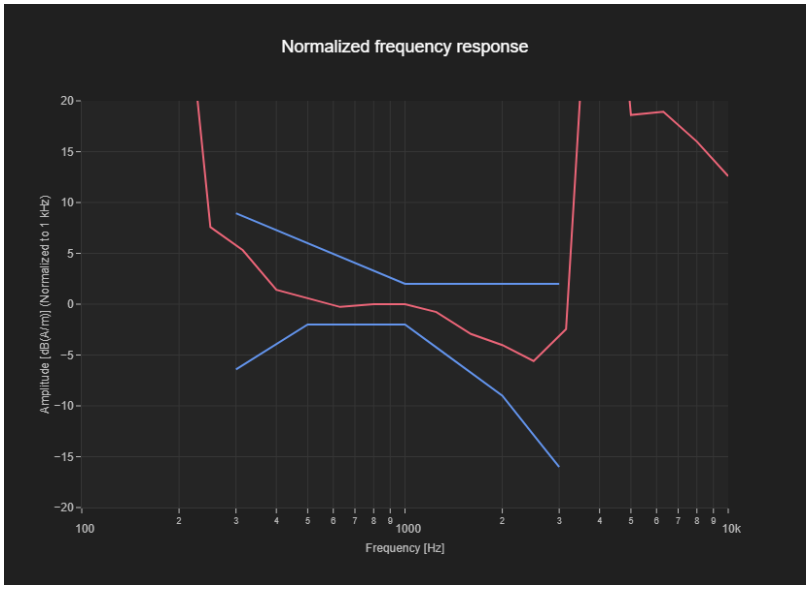

T-Coil Coupling Mode Test Report

Results

Primary Group Contiguous Point Count	Secondary Group Point Count	Secondary Group Max Longitudinal	Secondary Group Max Transverse
44	265	17	26

T-Coil Signal Test Report

Measurement performed on August 24, 2024 at 13:52

Device Under Test

Manufacturer	Model	Dimensions [mm]	Speaker Position [mm]
		146.2 x 71.8 x 7.5	144.3

Hardware Setup

Probe Name	Probe Calibration Date	DAE Name	DAE Calibration Date
AM1DV3 - 1048	June 04, 2024	DAE4 Sn480	September 19, 2023

Communication Systems

Band Name	Communication Systems Name	Channel	Frequency [MHz]
PCS 1900	GSM-FDD (TDMA, GMSK)	661	1880.0

Grid Settings

Extent X [mm]	Extent Y [mm]	Step X [mm]	Step Y [mm]	Distance [mm]
52.0	52.0	4.0	4.0	10.0

Results

Audio File	Measurement Duration [s]	Gain [dB]	Hmax [dB(A/m)]
48k_voice_1kHz_1s.wav	2.0	-8.51	2.9

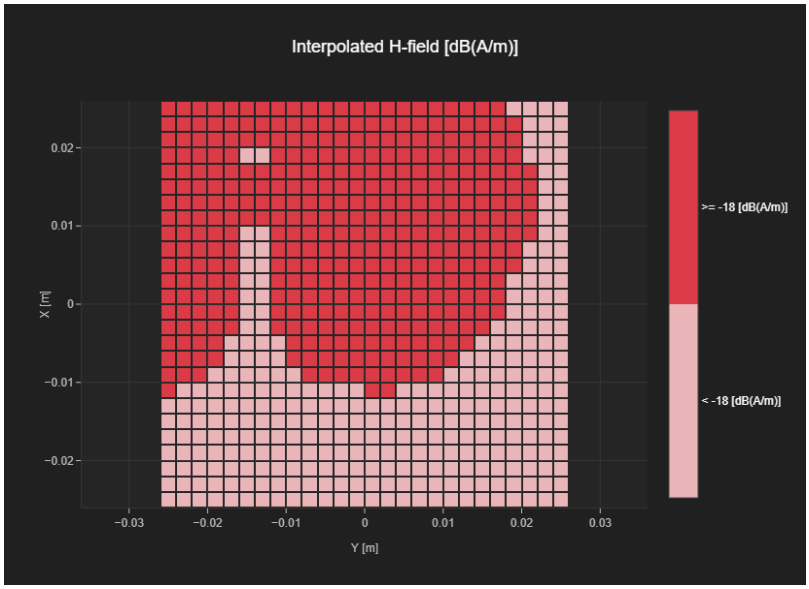

T-Coil Noise Test Report

Measurement performed on August 24, 2024 at 14:02

Device Under Test

Manufacturer	Model	Dimensions [mm]	Speaker Position [mm]
		146.2 x 71.8 x 7.5	144.3

Hardware Setup

Probe Name	Probe Calibration Date	DAE Name	DAE Calibration Date
AM1DV3 - 1048	June 04, 2024	DAE4 Sn480	September 19, 2023

Communication Systems

Band Name	Communication Systems Name	Channel	Frequency [MHz]
PCS 1900	GSM-FDD (TDMA, GMSK)	661	1880.0

Grid Settings

Extent X [mm]	Extent Y [mm]	Step X [mm]	Step Y [mm]	Distance [mm]
52.0	52.0	4.0	4.0	10.0

Results

Secondary Group Point Count	Secondary Group Max Longitudinal	Secondary Group Max Transverse	Hmax [dB(A/m)]
265	17	26	-9.31

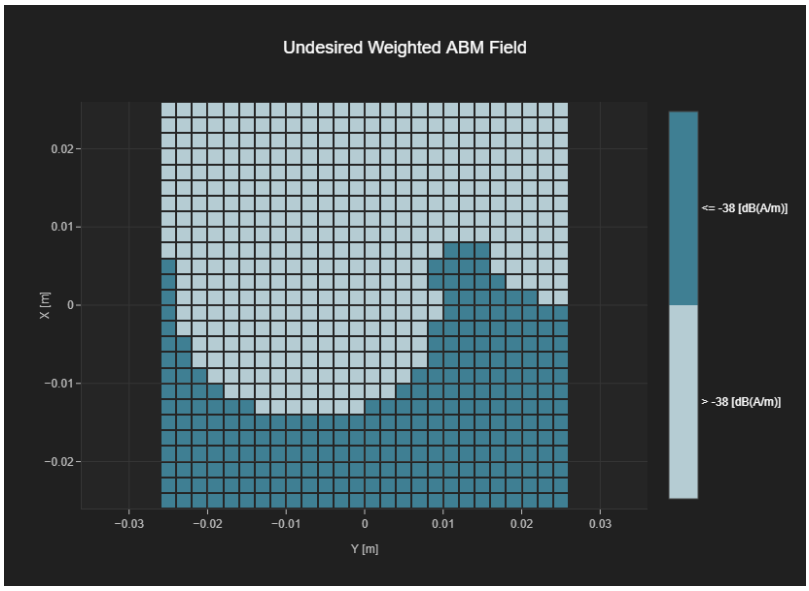

T-Coil Signal Test Report

Measurement performed on August 24, 2024 at 12:16

Device Under Test

Manufacturer	Model	Dimensions [mm]	Speaker Position [mm]
		146.2 x 71.8 x 7.5	144.3

Hardware Setup

Probe Name	Probe Calibration Date	DAE Name	DAE Calibration Date
AM1DV3 - 1048	June 04, 2024	DAE4 Sn480	September 19, 2023

Communication Systems

Band Name	Communication Systems Name	Channel	Frequency [MHz]
Band 2, UTRA/FDD	UMTS-FDD (WCDMA, AMR)	9400	1880.0

Grid Settings

Extent X [mm]	Extent Y [mm]	Step X [mm]	Step Y [mm]	Distance [mm]
52.0	52.0	4.0	4.0	10.0

Results

Audio File	Measurement Duration [s]	Margin Upper Bound [dB]	Margin Lower Bound [dB]
48k_voice_300-3000_2s.wav	2.0	2.0	1.69

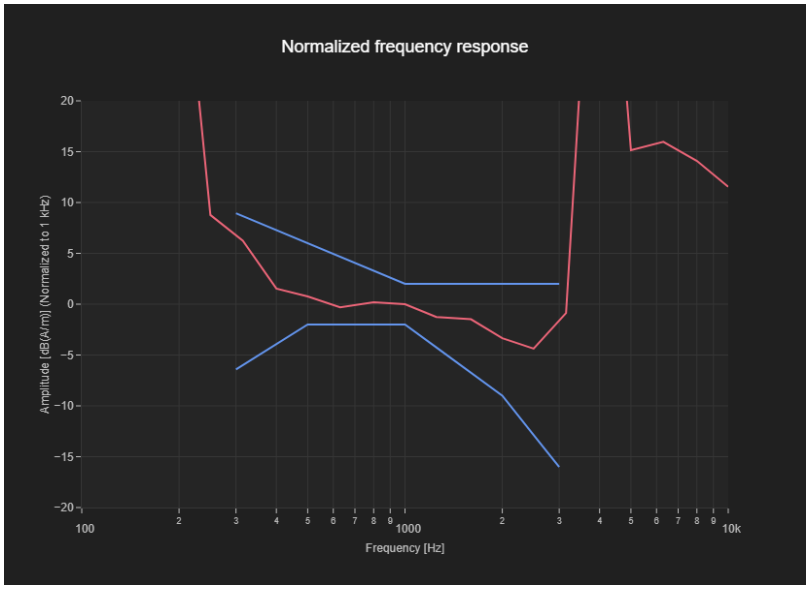

T-Coil Coupling Mode Test Report

Results

Primary Group Contiguous Point Count	Secondary Group Point Count	Secondary Group Max Longitudinal	Secondary Group Max Transverse
198	470	24	26

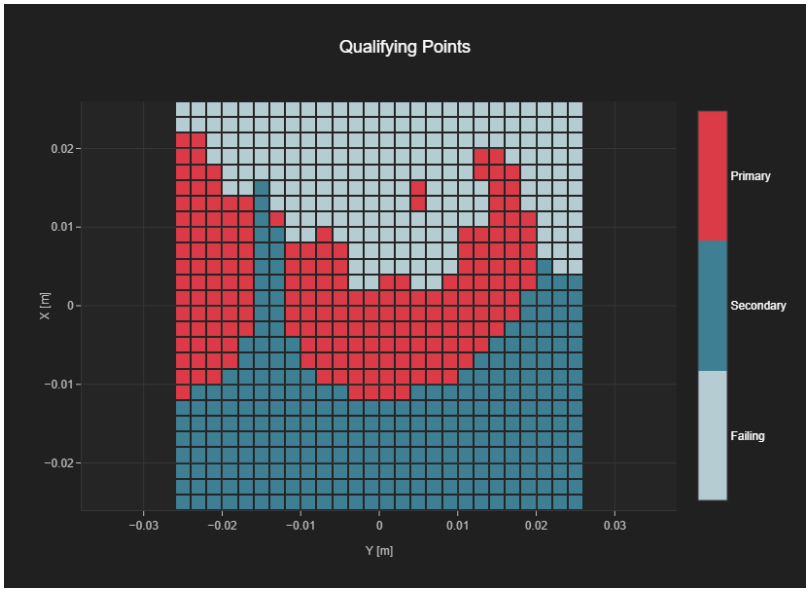

T-Coil Signal Test Report

Measurement performed on August 24, 2024 at 12:16

Device Under Test

Manufacturer	Model	Dimensions [mm]	Speaker Position [mm]
		146.2 x 71.8 x 7.5	144.3

Hardware Setup

Probe Name	Probe Calibration Date	DAE Name	DAE Calibration Date
AM1DV3 - 1048	June 04, 2024	DAE4 Sn480	September 19, 2023

Communication Systems

Band Name	Communication Systems Name	Channel	Frequency [MHz]
Band 2, UTRA/FDD	UMTS-FDD (WCDMA, AMR)	9400	1880.0

Grid Settings

Extent X [mm]	Extent Y [mm]	Step X [mm]	Step Y [mm]	Distance [mm]
52.0	52.0	4.0	4.0	10.0

Results

Audio File	Measurement Duration [s]	Gain [dB]	Hmax [dB(A/m)]
48k_voice_1kHz_1s.wav	2.0	-8.51	3.07

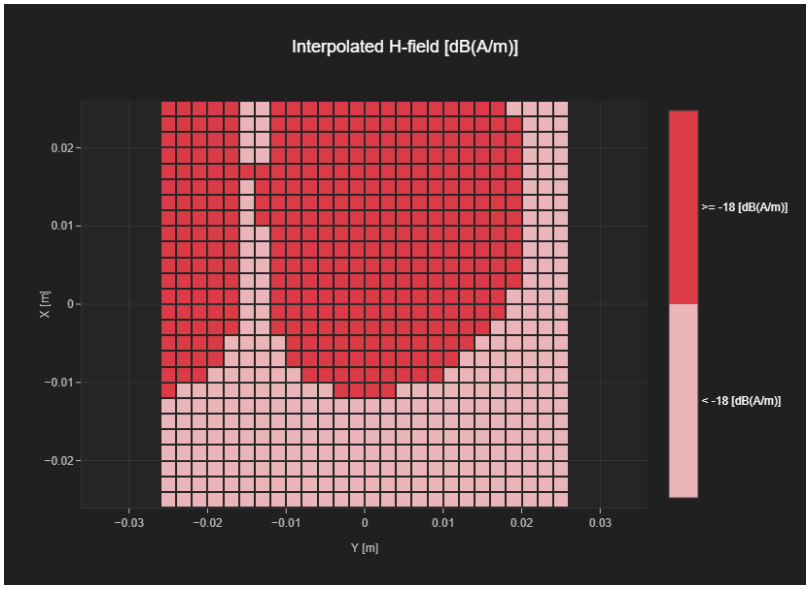

T-Coil Noise Test Report

Measurement performed on August 24, 2024 at 12:26

Device Under Test

Manufacturer	Model	Dimensions [mm]	Speaker Position [mm]
		146.2 x 71.8 x 7.5	144.3

Hardware Setup

Probe Name	Probe Calibration Date	DAE Name	DAE Calibration Date
AM1DV3 - 1048	June 04, 2024	DAE4 Sn480	September 19, 2023

Communication Systems

Band Name	Communication Systems Name	Channel	Frequency [MHz]
Band 2, UTRA/FDD	UMTS-FDD (WCDMA, AMR)	9400	1880.0

Grid Settings

Extent X [mm]	Extent Y [mm]	Step X [mm]	Step Y [mm]	Distance [mm]
52.0	52.0	4.0	4.0	10.0

Results

Secondary Group Point Count	Secondary Group Max Longitudinal	Secondary Group Max Transverse	Hmax [dB(A/m)]
470	24	26	-26.52

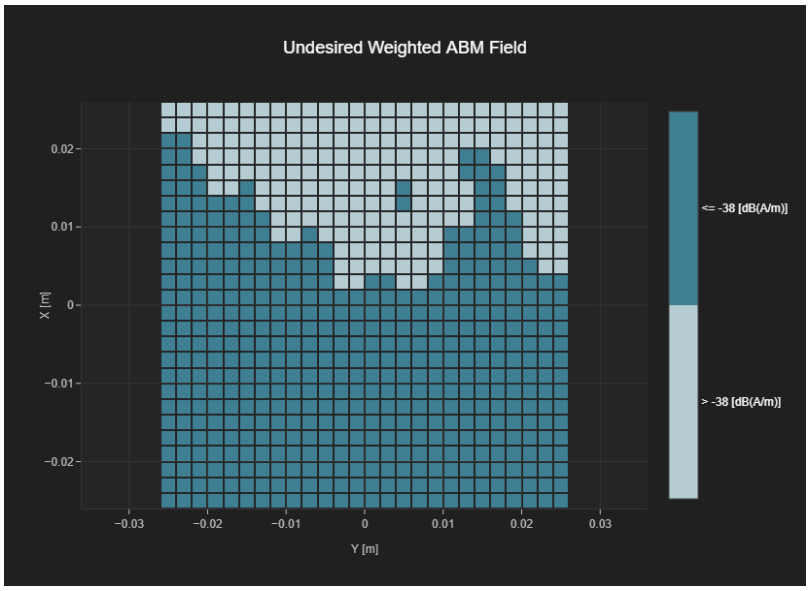

T-Coil Signal Test Report

Measurement performed on August 24, 2024 at 12:45

Device Under Test

Manufacturer	Model	Dimensions [mm]	Speaker Position [mm]
		146.2 x 71.8 x 7.5	144.3

Hardware Setup

Probe Name	Probe Calibration Date	DAE Name	DAE Calibration Date
AM1DV3 - 1048	June 04, 2024	DAE4 Sn480	September 19, 2023

Communication Systems

Band Name	Communication Systems Name	Channel	Frequency [MHz]
Band 4, UTRA/FDD	UMTS-FDD (WCDMA, AMR)	1413	1732.6

Grid Settings

Extent X [mm]	Extent Y [mm]	Step X [mm]	Step Y [mm]	Distance [mm]
52.0	52.0	4.0	4.0	10.0

Results

Audio File	Measurement Duration [s]	Margin Upper Bound [dB]	Margin Lower Bound [dB]
48k_voice_300-3000_2s.wav	2.0	2.0	1.19

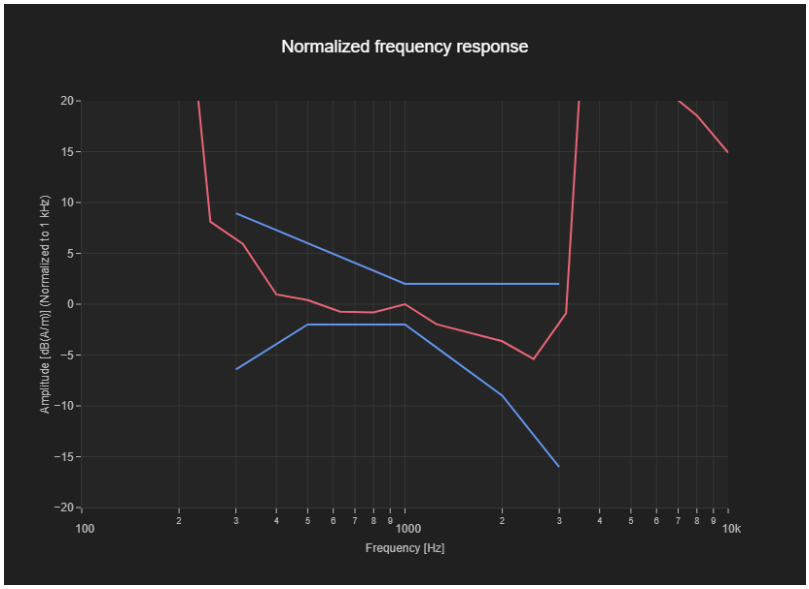

T-Coil Coupling Mode Test Report

Results

Primary Group Contiguous Point Count	Secondary Group Point Count	Secondary Group Max Longitudinal	Secondary Group Max Transverse
201	476	25	26

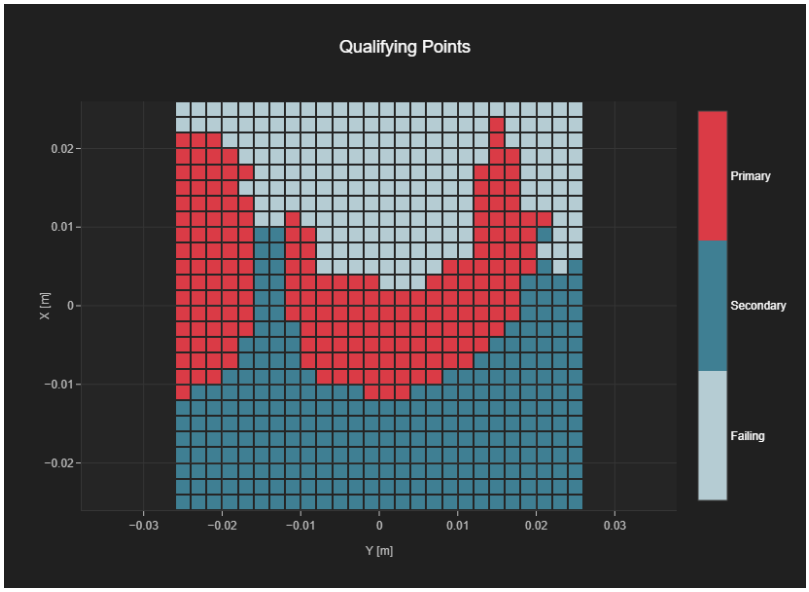

T-Coil Signal Test Report

Measurement performed on August 24, 2024 at 12:45

Device Under Test

Manufacturer	Model	Dimensions [mm]	Speaker Position [mm]
		146.2 x 71.8 x 7.5	144.3

Hardware Setup

Probe Name	Probe Calibration Date	DAE Name	DAE Calibration Date
AM1DV3 - 1048	June 04, 2024	DAE4 Sn480	September 19, 2023

Communication Systems

Band Name	Communication Systems Name	Channel	Frequency [MHz]
Band 4, UTRA/FDD	UMTS-FDD (WCDMA, AMR)	1413	1732.6

Grid Settings

Extent X [mm]	Extent Y [mm]	Step X [mm]	Step Y [mm]	Distance [mm]
52.0	52.0	4.0	4.0	10.0

Results

Audio File	Measurement Duration [s]	Gain [dB]	Hmax [dB(A/m)]
48k_voice_1kHz_1s.wav	2.0	-8.51	3.03

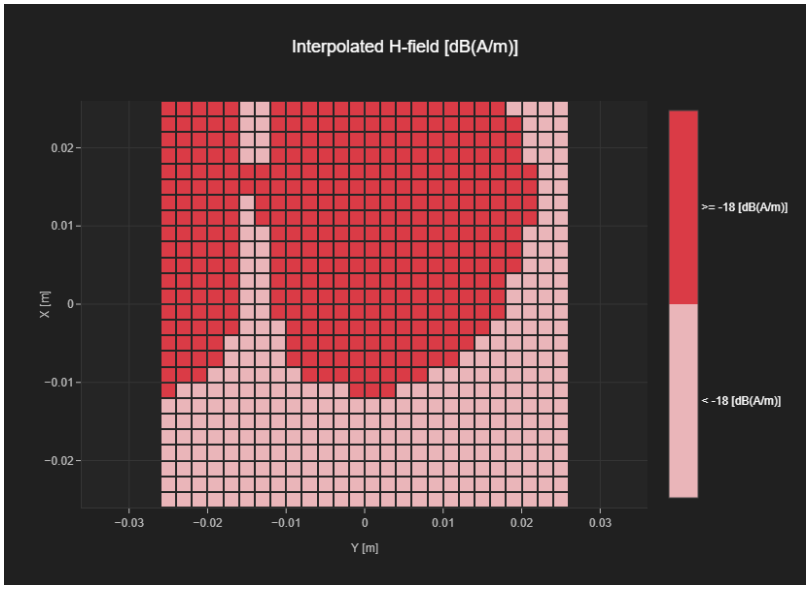

T-Coil Noise Test Report

Measurement performed on August 24, 2024 at 12:56

Device Under Test

Manufacturer	Model	Dimensions [mm]	Speaker Position [mm]
		146.2 x 71.8 x 7.5	144.3

Hardware Setup

Probe Name	Probe Calibration Date	DAE Name	DAE Calibration Date
AM1DV3 - 1048	June 04, 2024	DAE4 Sn480	September 19, 2023

Communication Systems

Band Name	Communication Systems Name	Channel	Frequency [MHz]
Band 4, UTRA/FDD	UMTS-FDD (WCDMA, AMR)	1413	1732.6

Grid Settings

Extent X [mm]	Extent Y [mm]	Step X [mm]	Step Y [mm]	Distance [mm]
52.0	52.0	4.0	4.0	10.0

Results

Secondary Group Point Count	Secondary Group Max Longitudinal	Secondary Group Max Transverse	Hmax [dB(A/m)]
476	25	26	-26.61

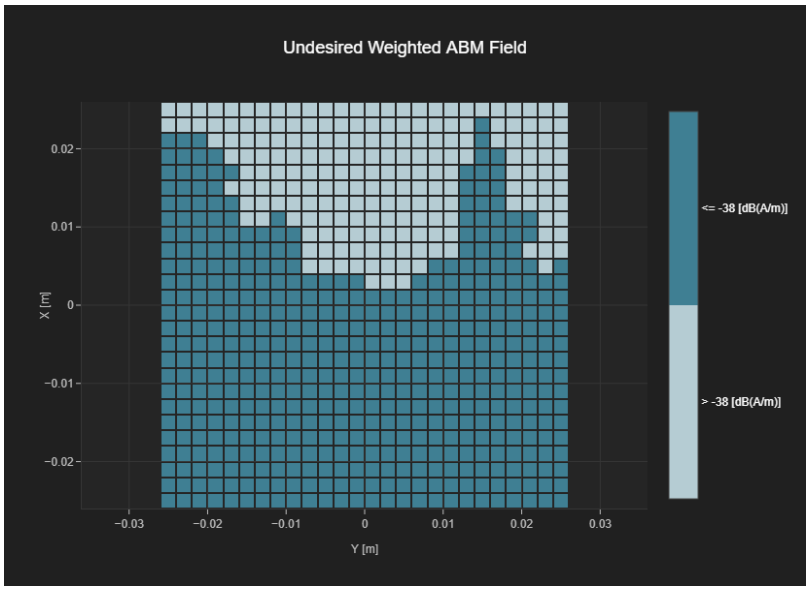

T-Coil Signal Test Report

Measurement performed on August 24, 2024 at 13:09

Device Under Test

Manufacturer	Model	Dimensions [mm]	Speaker Position [mm]
		146.2 x 71.8 x 7.5	144.3

Hardware Setup

Probe Name	Probe Calibration Date	DAE Name	DAE Calibration Date
AM1DV3 - 1048	June 04, 2024	DAE4 Sn480	September 19, 2023

Communication Systems

Band Name	Communication Systems Name	Channel	Frequency [MHz]
Band 5, UTRA/FDD	UMTS-FDD (WCDMA, AMR)	4182	836.4

Grid Settings

Extent X [mm]	Extent Y [mm]	Step X [mm]	Step Y [mm]	Distance [mm]
52.0	52.0	4.0	4.0	10.0

Results

Audio File	Measurement Duration [s]	Margin Upper Bound [dB]	Margin Lower Bound [dB]
48k_voice_300-3000_2s.wav	2.0	2.0	1.41

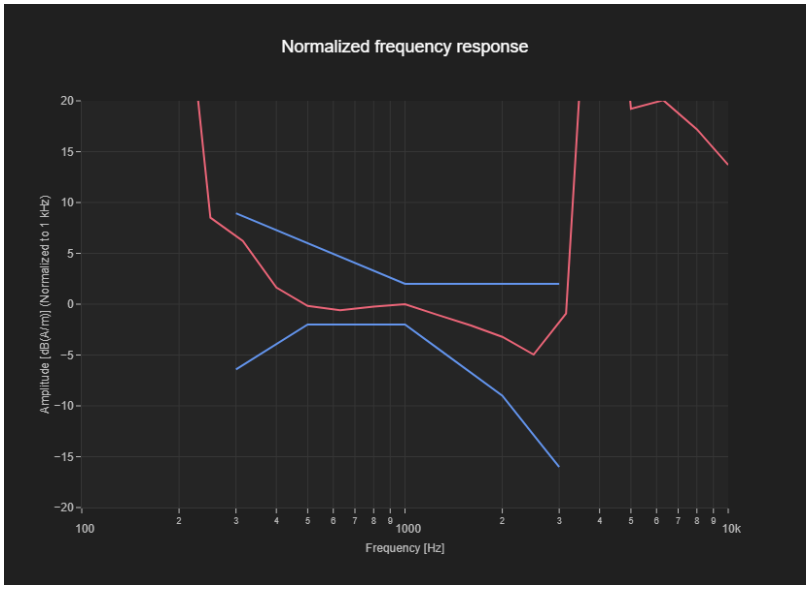

T-Coil Coupling Mode Test Report

Results

Primary Group Contiguous Point Count	Secondary Group Point Count	Secondary Group Max Longitudinal	Secondary Group Max Transverse
194	463	24	26

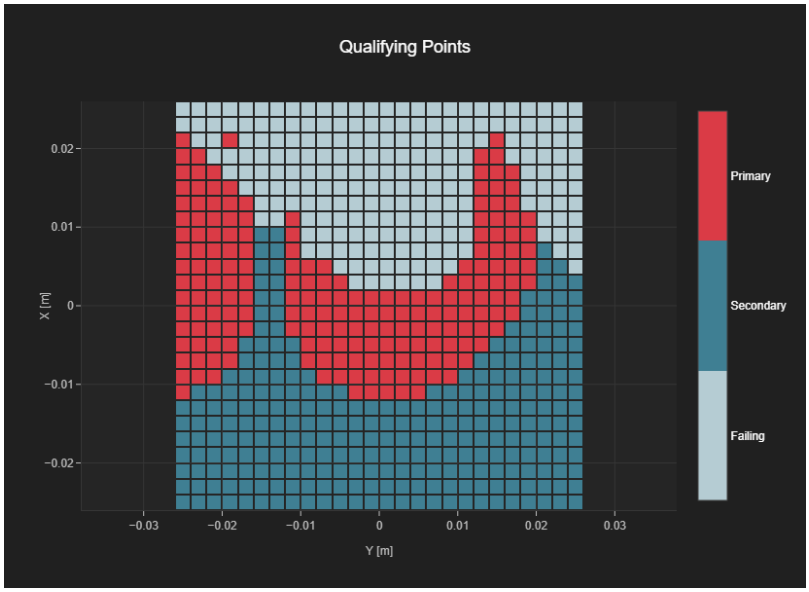

T-Coil Signal Test Report

Measurement performed on August 24, 2024 at 13:09

Device Under Test

Manufacturer	Model	Dimensions [mm]	Speaker Position [mm]
		146.2 x 71.8 x 7.5	144.3

Hardware Setup

Probe Name	Probe Calibration Date	DAE Name	DAE Calibration Date
AM1DV3 - 1048	June 04, 2024	DAE4 Sn480	September 19, 2023

Communication Systems

Band Name	Communication Systems Name	Channel	Frequency [MHz]
Band 5, UTRA/FDD	UMTS-FDD (WCDMA, AMR)	4182	836.4

Grid Settings

Extent X [mm]	Extent Y [mm]	Step X [mm]	Step Y [mm]	Distance [mm]
52.0	52.0	4.0	4.0	10.0

Results

Audio File	Measurement Duration [s]	Gain [dB]	Hmax [dB(A/m)]
48k_voice_1kHz_1s.wav	2.0	-8.51	2.84

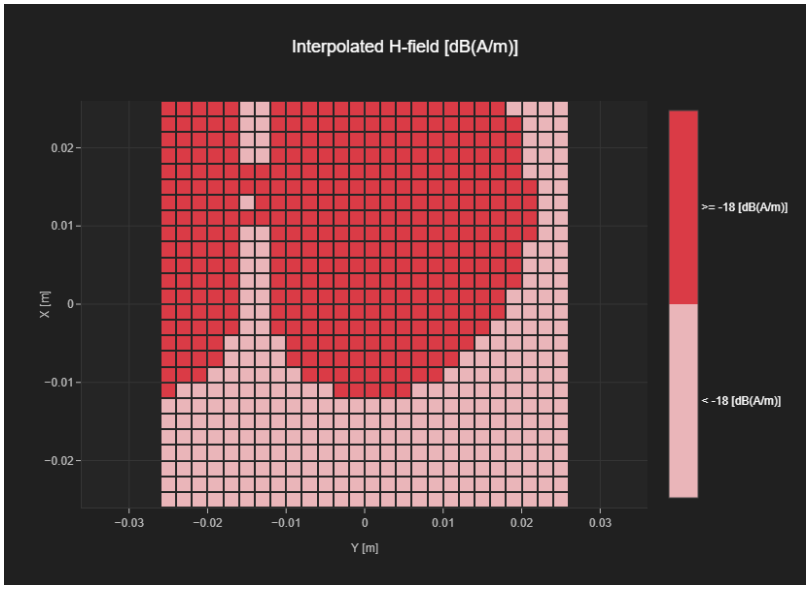

T-Coil Noise Test Report

Measurement performed on August 24, 2024 at 13:20

Device Under Test

Manufacturer	Model	Dimensions [mm]	Speaker Position [mm]
		146.2 x 71.8 x 7.5	144.3

Hardware Setup

Probe Name	Probe Calibration Date	DAE Name	DAE Calibration Date
AM1DV3 - 1048	June 04, 2024	DAE4 Sn480	September 19, 2023

Communication Systems

Band Name	Communication Systems Name	Channel	Frequency [MHz]
Band 5, UTRA/FDD	UMTS-FDD (WCDMA, AMR)	4182	836.4

Grid Settings

Extent X [mm]	Extent Y [mm]	Step X [mm]	Step Y [mm]	Distance [mm]
52.0	52.0	4.0	4.0	10.0

Results

Secondary Group Point Count	Secondary Group Max Longitudinal	Secondary Group Max Transverse	Hmax [dB(A/m)]
463	24	26	-26.14

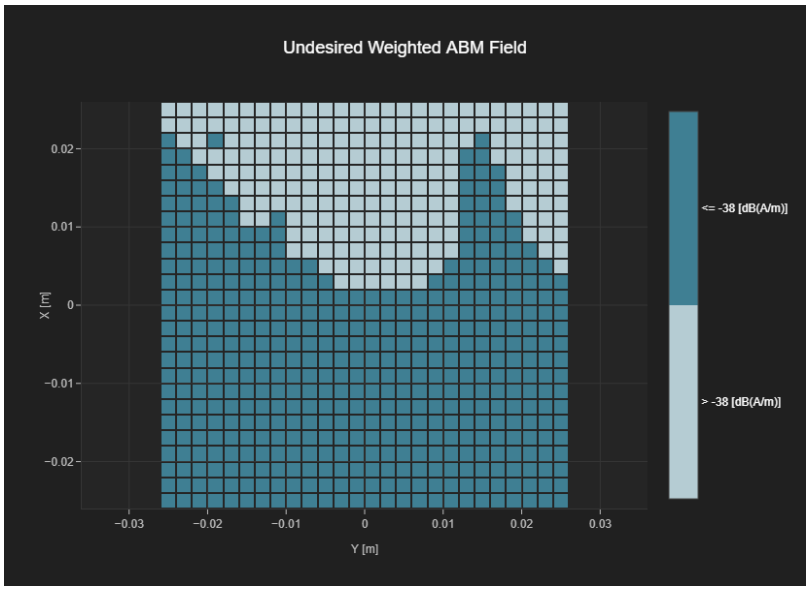

T-Coil Signal Test Report

Measurement performed on August 23, 2024 at 15:19

Device Under Test

Manufacturer	Model	Dimensions [mm]	Speaker Position [mm]
		146.2 x 71.8 x 7.5	144.3

Hardware Setup

Probe Name	Probe Calibration Date	DAE Name	DAE Calibration Date
AM1DV3 - 1048	June 04, 2024	DAE4 Sn480	September 19, 2023

Communication Systems

Band Name	Communication Systems Name	Channel	Frequency [MHz]
Band 7, E-UTRA/FDD	LTE-FDD (SC-FDMA, 1 RB, 20 MHz, QPSK)	21100	2535.0

Grid Settings

Extent X [mm]	Extent Y [mm]	Step X [mm]	Step Y [mm]	Distance [mm]
52.0	52.0	4.0	4.0	10.0

Results

Audio File	Measurement Duration [s]	Margin Upper Bound [dB]	Margin Lower Bound [dB]
48k_voice_300-3000_2s.wav	2.0	1.44	1.81

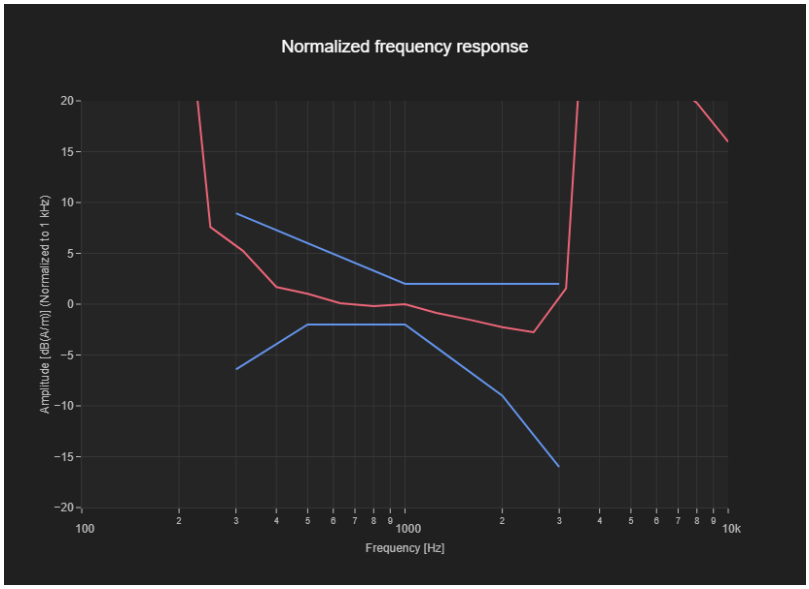

T-Coil Coupling Mode Test Report

Results

Primary Group Contiguous Point Count	Secondary Group Point Count	Secondary Group Max Longitudinal	Secondary Group Max Transverse
211	437	22	26

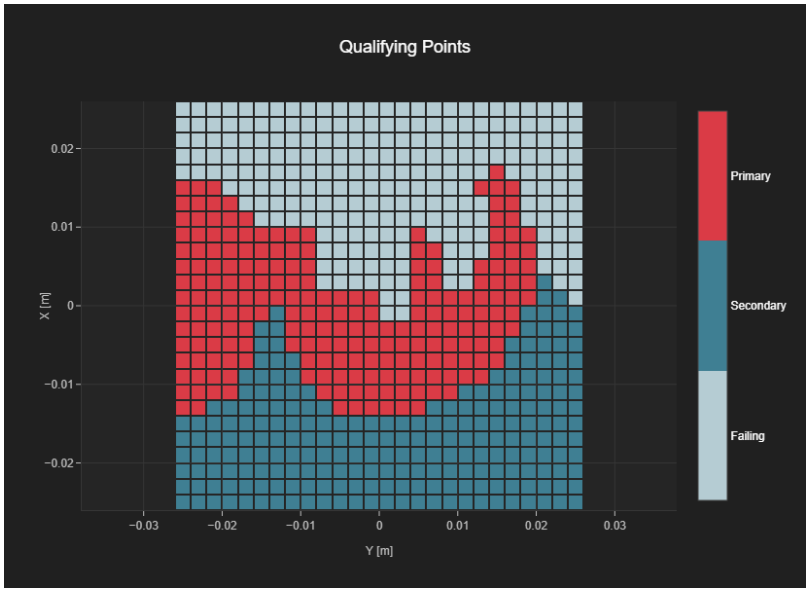

T-Coil Signal Test Report

Measurement performed on August 23, 2024 at 15:19

Device Under Test

Manufacturer	Model	Dimensions [mm]	Speaker Position [mm]
		146.2 x 71.8 x 7.5	144.3

Hardware Setup

Probe Name	Probe Calibration Date	DAE Name	DAE Calibration Date
AM1DV3 - 1048	June 04, 2024	DAE4 Sn480	September 19, 2023

Communication Systems

Band Name	Communication Systems Name	Channel	Frequency [MHz]
Band 7, E-UTRA/FDD	LTE-FDD (SC-FDMA, 1 RB, 20 MHz, QPSK)	21100	2535.0

Grid Settings

Extent X [mm]	Extent Y [mm]	Step X [mm]	Step Y [mm]	Distance [mm]
52.0	52.0	4.0	4.0	10.0

Results

Audio File	Measurement Duration [s]	Gain [dB]	Hmax [dB(A/m)]
48k_voice_1kHz_1s.wav	2.0	-8.51	3.44

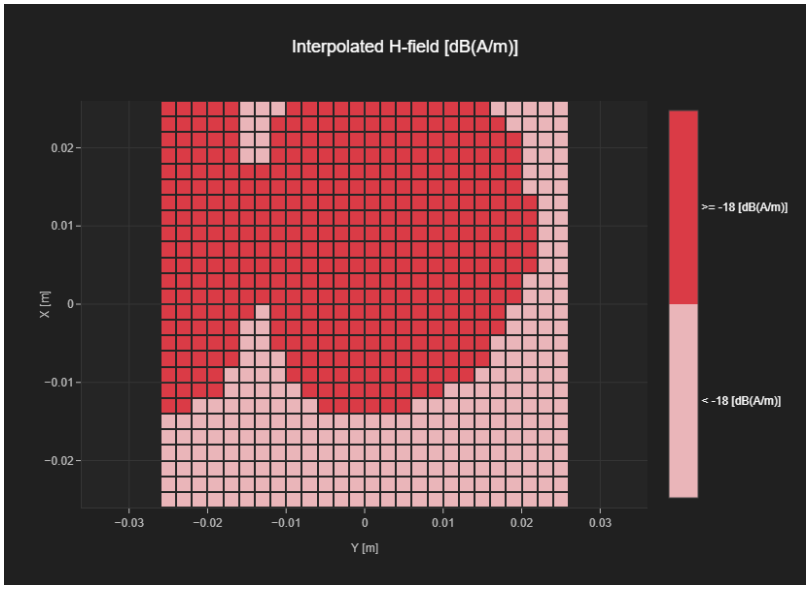

T-Coil Noise Test Report

Measurement performed on August 23, 2024 at 15:29

Device Under Test

Manufacturer	Model	Dimensions [mm]	Speaker Position [mm]
		146.2 x 71.8 x 7.5	144.3

Hardware Setup

Probe Name	Probe Calibration Date	DAE Name	DAE Calibration Date
AM1DV3 - 1048	June 04, 2024	DAE4 Sn480	September 19, 2023

Communication Systems

Band Name	Communication Systems Name	Channel	Frequency [MHz]
Band 7, E-UTRA/FDD	LTE-FDD (SC-FDMA, 1 RB, 20 MHz, QPSK)	21100	2535.0

Grid Settings

Extent X [mm]	Extent Y [mm]	Step X [mm]	Step Y [mm]	Distance [mm]
52.0	52.0	4.0	4.0	10.0

Results

Secondary Group Point Count	Secondary Group Max Longitudinal	Secondary Group Max Transverse	Hmax [dB(A/m)]
437	22	26	-27.21

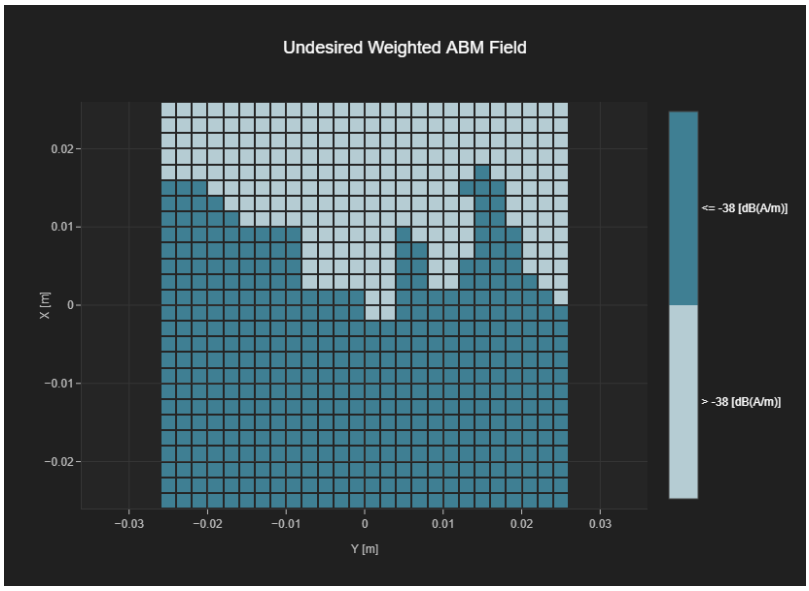

T-Coil Signal Test Report

Measurement performed on August 24, 2024 at 11:14

Device Under Test

Manufacturer	Model	Dimensions [mm]	Speaker Position [mm]
		146.2 x 71.8 x 7.5	144.3

Hardware Setup

Probe Name	Probe Calibration Date	DAE Name	DAE Calibration Date
AM1DV3 - 1048	June 04, 2024	DAE4 Sn480	September 19, 2023

Communication Systems

Band Name	Communication Systems Name	Channel	Frequency [MHz]
Band 12, E-UTRA/FDD	LTE-FDD (SC-FDMA, 1 RB, 10 MHz, QPSK)	23095	707.5

Grid Settings

Extent X [mm]	Extent Y [mm]	Step X [mm]	Step Y [mm]	Distance [mm]
52.0	52.0	4.0	4.0	10.0

Results

Audio File	Measurement Duration [s]	Margin Upper Bound [dB]	Margin Lower Bound [dB]
48k_voice_300-3000_2s.wav	2.0	1.24	2.0

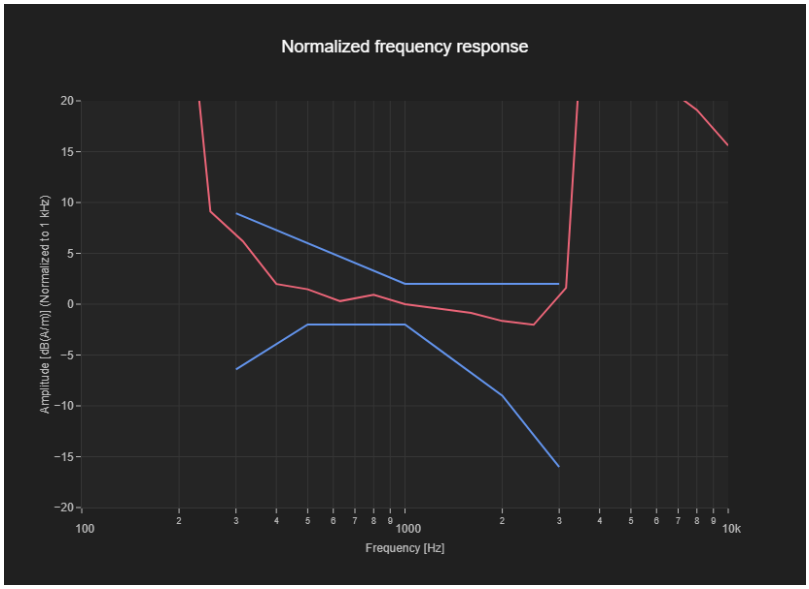

T-Coil Coupling Mode Test Report

Results

Primary Group Contiguous Point Count	Secondary Group Point Count	Secondary Group Max Longitudinal	Secondary Group Max Transverse
202	470	26	26

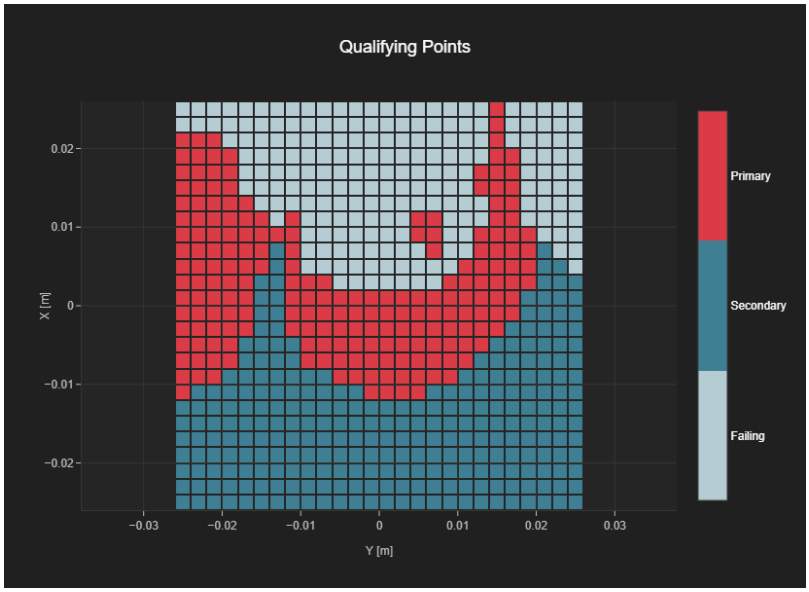

T-Coil Signal Test Report

Measurement performed on August 24, 2024 at 11:14

Device Under Test

Manufacturer	Model	Dimensions [mm]	Speaker Position [mm]
		146.2 x 71.8 x 7.5	144.3

Hardware Setup

Probe Name	Probe Calibration Date	DAE Name	DAE Calibration Date
AM1DV3 - 1048	June 04, 2024	DAE4 Sn480	September 19, 2023

Communication Systems

Band Name	Communication Systems Name	Channel	Frequency [MHz]
Band 12, E-UTRA/FDD	LTE-FDD (SC-FDMA, 1 RB, 10 MHz, QPSK)	23095	707.5

Grid Settings

Extent X [mm]	Extent Y [mm]	Step X [mm]	Step Y [mm]	Distance [mm]
52.0	52.0	4.0	4.0	10.0

Results

Audio File	Measurement Duration [s]	Gain [dB]	Hmax [dB(A/m)]
48k_voice_1kHz_1s.wav	2.0	-8.51	2.8

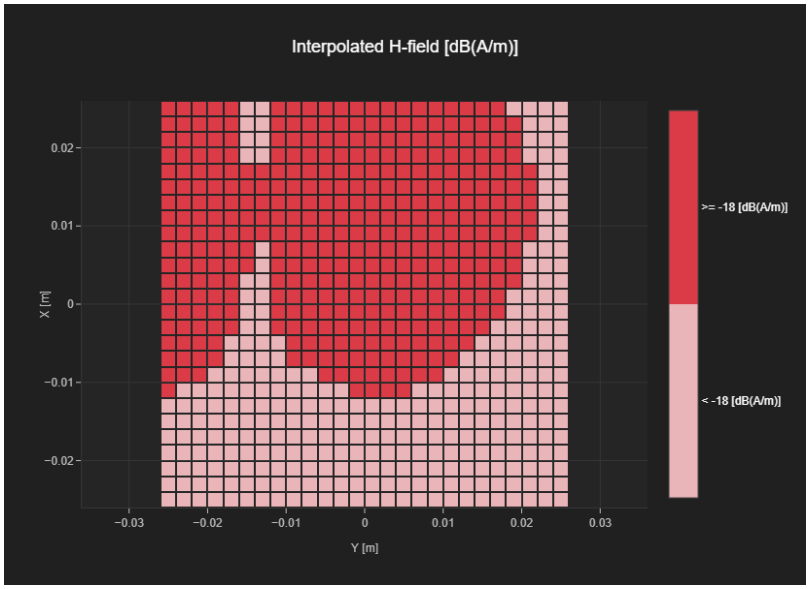

T-Coil Noise Test Report

Measurement performed on August 24, 2024 at 11:24

Device Under Test

Manufacturer	Model	Dimensions [mm]	Speaker Position [mm]
		146.2 x 71.8 x 7.5	144.3

Hardware Setup

Probe Name	Probe Calibration Date	DAE Name	DAE Calibration Date
AM1DV3 - 1048	June 04, 2024	DAE4 Sn480	September 19, 2023

Communication Systems

Band Name	Communication Systems Name	Channel	Frequency [MHz]
Band 12, E-UTRA/FDD	LTE-FDD (SC-FDMA, 1 RB, 10 MHz, QPSK)	23095	707.5

Grid Settings

Extent X [mm]	Extent Y [mm]	Step X [mm]	Step Y [mm]	Distance [mm]
52.0	52.0	4.0	4.0	10.0

Results

Secondary Group Point Count	Secondary Group Max Longitudinal	Secondary Group Max Transverse	Hmax [dB(A/m)]
470	26	26	-26.6

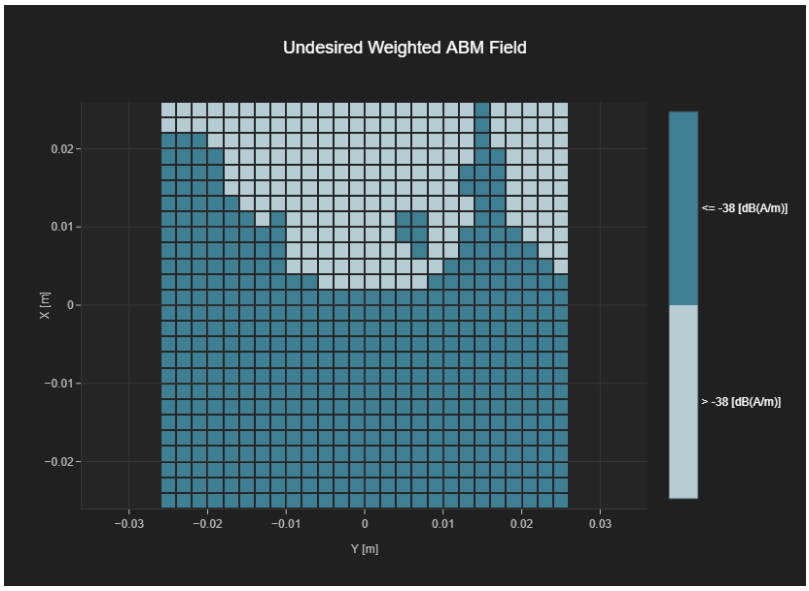

T-Coil Signal Test Report

Measurement performed on August 24, 2024 at 11:50

Device Under Test

Manufacturer	Model	Dimensions [mm]	Speaker Position [mm]
		146.2 x 71.8 x 7.5	144.3

Hardware Setup

Probe Name	Probe Calibration Date	DAE Name	DAE Calibration Date
AM1DV3 - 1048	June 04, 2024	DAE4 Sn480	September 19, 2023

Communication Systems

Band Name	Communication Systems Name	Channel	Frequency [MHz]
Band 13, E-UTRA/FDD	LTE-FDD (SC-FDMA, 1 RB, 10 MHz, QPSK)	23230	782.0

Grid Settings

Extent X [mm]	Extent Y [mm]	Step X [mm]	Step Y [mm]	Distance [mm]
52.0	52.0	4.0	4.0	10.0

Results

Audio File	Measurement Duration [s]	Margin Upper Bound [dB]	Margin Lower Bound [dB]
48k_voice_300-3000_2s.wav	2.0	1.37	2.0

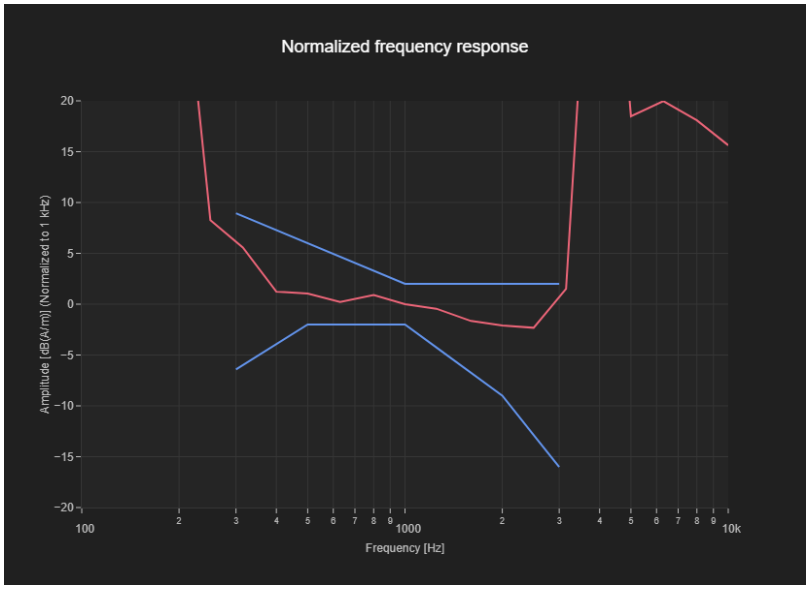

T-Coil Coupling Mode Test Report

Results

Primary Group Contiguous Point Count	Secondary Group Point Count	Secondary Group Max Longitudinal	Secondary Group Max Transverse
205	474	23	26

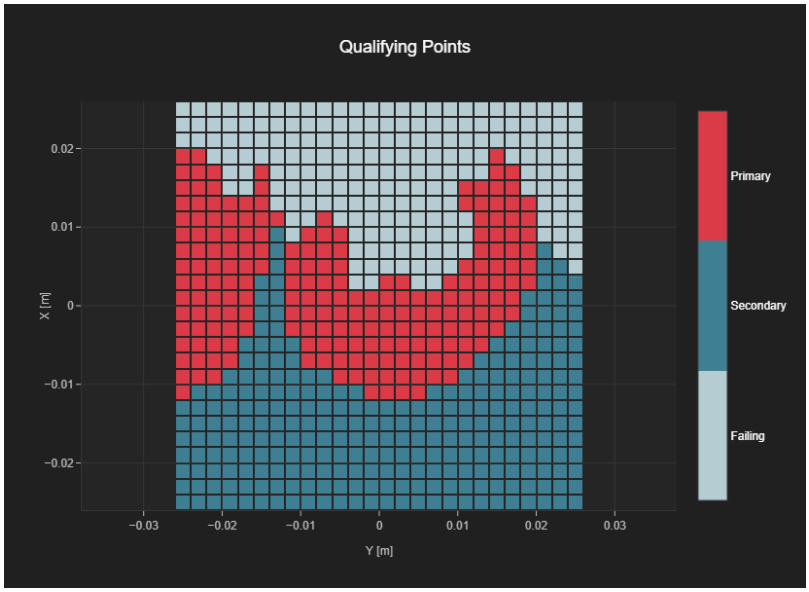

T-Coil Signal Test Report

Measurement performed on August 24, 2024 at 11:50

Device Under Test

Manufacturer	Model	Dimensions [mm]	Speaker Position [mm]
		146.2 x 71.8 x 7.5	144.3

Hardware Setup

Probe Name	Probe Calibration Date	DAE Name	DAE Calibration Date
AM1DV3 - 1048	June 04, 2024	DAE4 Sn480	September 19, 2023

Communication Systems

Band Name	Communication Systems Name	Channel	Frequency [MHz]
Band 13, E-UTRA/FDD	LTE-FDD (SC-FDMA, 1 RB, 10 MHz, QPSK)	23230	782.0

Grid Settings

Extent X [mm]	Extent Y [mm]	Step X [mm]	Step Y [mm]	Distance [mm]
52.0	52.0	4.0	4.0	10.0

Results

Audio File	Measurement Duration [s]	Gain [dB]	Hmax [dB(A/m)]
48k_voice_1kHz_1s.wav	2.0	-8.51	2.85

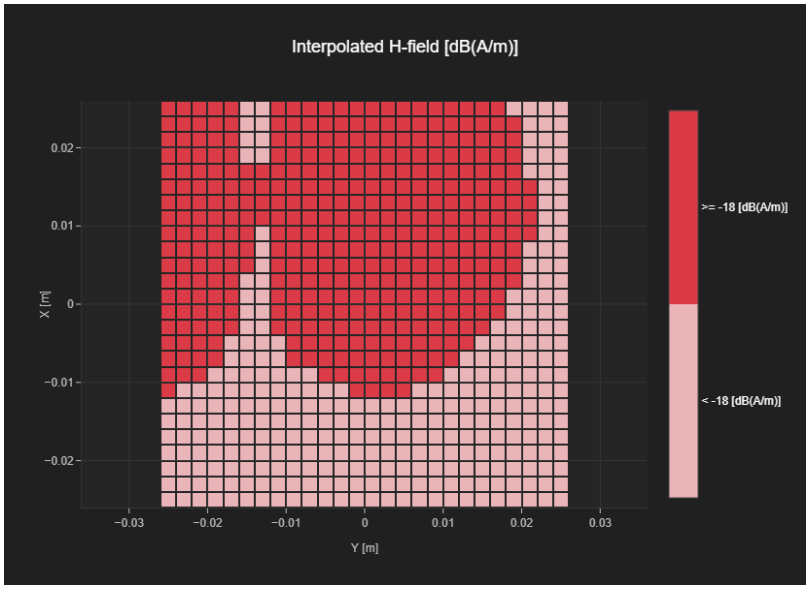

T-Coil Noise Test Report

Measurement performed on August 24, 2024 at 12:00

Device Under Test

Manufacturer	Model	Dimensions [mm]	Speaker Position [mm]
		146.2 x 71.8 x 7.5	144.3

Hardware Setup

Probe Name	Probe Calibration Date	DAE Name	DAE Calibration Date
AM1DV3 - 1048	June 04, 2024	DAE4 Sn480	September 19, 2023

Communication Systems

Band Name	Communication Systems Name	Channel	Frequency [MHz]
Band 13, E-UTRA/FDD	LTE-FDD (SC-FDMA, 1 RB, 10 MHz, QPSK)	23230	782.0

Grid Settings

Extent X [mm]	Extent Y [mm]	Step X [mm]	Step Y [mm]	Distance [mm]
52.0	52.0	4.0	4.0	10.0

Results

Secondary Group Point Count	Secondary Group Max Longitudinal	Secondary Group Max Transverse	Hmax [dB(A/m)]
474	23	26	-26.36

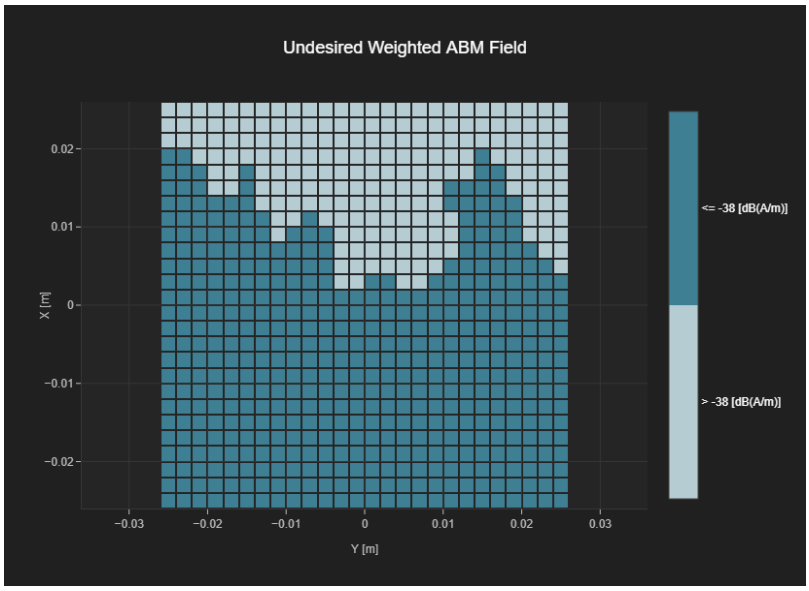

T-Coil Signal Test Report

Measurement performed on August 23, 2024 at 13:29

Device Under Test

Manufacturer	Model	Dimensions [mm]	Speaker Position [mm]
		146.2 x 71.8 x 7.5	144.3

Hardware Setup

Probe Name	Probe Calibration Date	DAE Name	DAE Calibration Date
AM1DV3 - 1048	June 04, 2024	DAE4 Sn480	September 19, 2023

Communication Systems

Band Name	Communication Systems Name	Channel	Frequency [MHz]
Band 25, E-UTRA/FDD	LTE-FDD (SC-FDMA, 1 RB, 20 MHz, QPSK)	26365	1882.5

Grid Settings

Extent X [mm]	Extent Y [mm]	Step X [mm]	Step Y [mm]	Distance [mm]
52.0	52.0	4.0	4.0	10.0

Results

Audio File	Measurement Duration [s]	Margin Upper Bound [dB]	Margin Lower Bound [dB]
48k_voice_300-3000_2s.wav	2.0	0.35	2.0

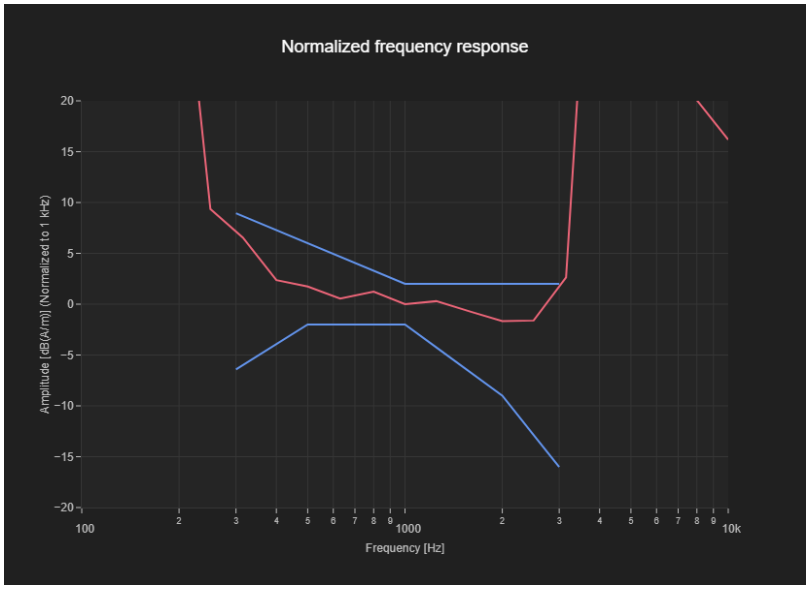

T-Coil Signal Test Report

Measurement performed on August 23, 2024 at 13:29

Device Under Test

Manufacturer	Model	Dimensions [mm]	Speaker Position [mm]
		146.2 x 71.8 x 7.5	144.3

Hardware Setup

Probe Name	Probe Calibration Date	DAE Name	DAE Calibration Date
AM1DV3 - 1048	June 04, 2024	DAE4 Sn480	September 19, 2023

Communication Systems

Band Name	Communication Systems Name	Channel	Frequency [MHz]
Band 25, E-UTRA/FDD	LTE-FDD (SC-FDMA, 1 RB, 20 MHz, QPSK)	26365	1882.5

Grid Settings

Extent X [mm]	Extent Y [mm]	Step X [mm]	Step Y [mm]	Distance [mm]
52.0	52.0	4.0	4.0	10.0

Results

Audio File	Measurement Duration [s]	Margin Upper Bound [dB]	Margin Lower Bound [dB]
48k_voice_300-3000_2s.wav	2.0	0.35	2.0

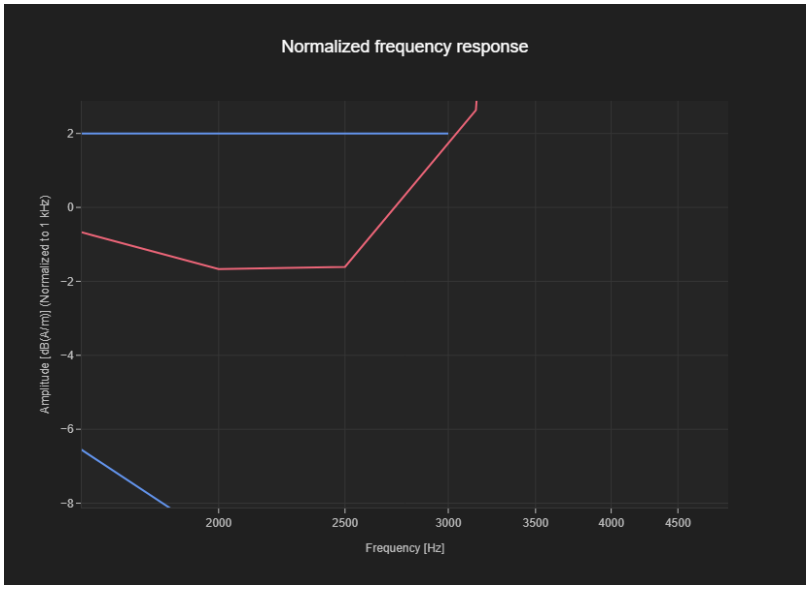

T-Coil Coupling Mode Test Report

Results

Primary Group Contiguous Point Count	Secondary Group Point Count	Secondary Group Max Longitudinal	Secondary Group Max Transverse
206	430	23	26

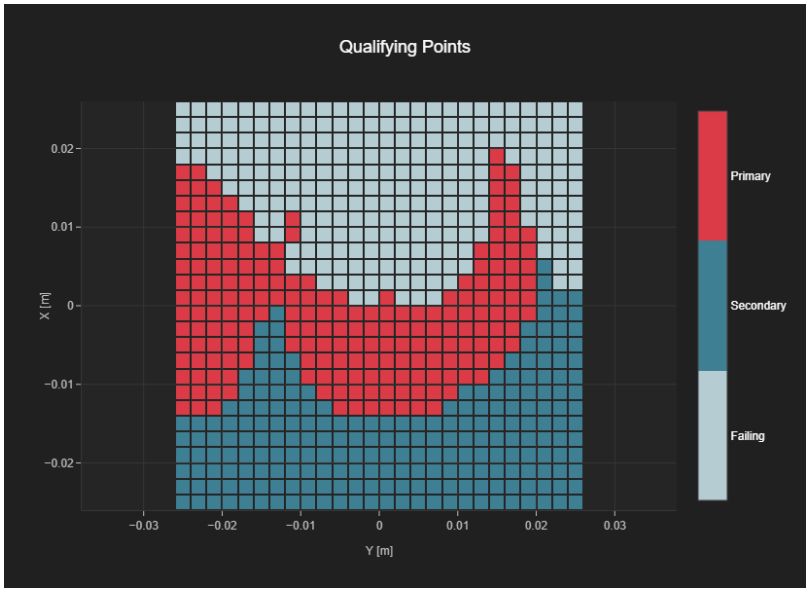

T-Coil Signal Test Report

Measurement performed on August 23, 2024 at 13:29

Device Under Test

Manufacturer	Model	Dimensions [mm]	Speaker Position [mm]
		146.2 x 71.8 x 7.5	144.3

Hardware Setup

Probe Name	Probe Calibration Date	DAE Name	DAE Calibration Date
AM1DV3 - 1048	June 04, 2024	DAE4 Sn480	September 19, 2023

Communication Systems

Band Name	Communication Systems Name	Channel	Frequency [MHz]
Band 25, E-UTRA/FDD	LTE-FDD (SC-FDMA, 1 RB, 20 MHz, QPSK)	26365	1882.5

Grid Settings

Extent X [mm]	Extent Y [mm]	Step X [mm]	Step Y [mm]	Distance [mm]
52.0	52.0	4.0	4.0	10.0

Results

Audio File	Measurement Duration [s]	Gain [dB]	Hmax [dB(A/m)]
48k_voice_1kHz_1s.wav	2.0	-8.51	3.51

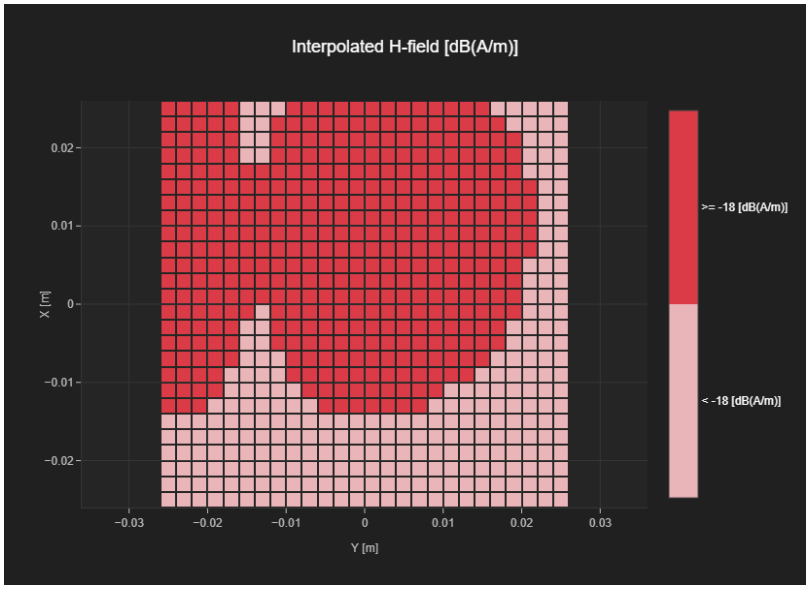

T-Coil Noise Test Report

Measurement performed on August 23, 2024 at 13:40

Device Under Test

Manufacturer	Model	Dimensions [mm]	Speaker Position [mm]
		146.2 x 71.8 x 7.5	144.3

Hardware Setup

Probe Name	Probe Calibration Date	DAE Name	DAE Calibration Date
AM1DV3 - 1048	June 04, 2024	DAE4 Sn480	September 19, 2023

Communication Systems

Band Name	Communication Systems Name	Channel	Frequency [MHz]
Band 25, E-UTRA/FDD	LTE-FDD (SC-FDMA, 1 RB, 20 MHz, QPSK)	26365	1882.5

Grid Settings

Extent X [mm]	Extent Y [mm]	Step X [mm]	Step Y [mm]	Distance [mm]
52.0	52.0	4.0	4.0	10.0

Results

Secondary Group Point Count	Secondary Group Max Longitudinal	Secondary Group Max Transverse	Hmax [dB(A/m)]
430	23	26	-26.7

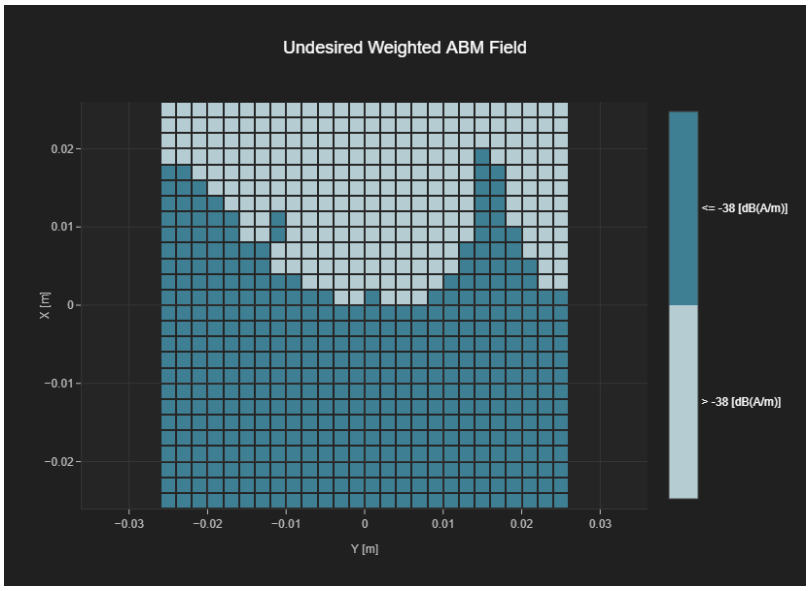

T-Coil Signal Test Report

Measurement performed on August 23, 2024 at 13:53

Device Under Test

Manufacturer	Model	Dimensions [mm]	Speaker Position [mm]
		146.2 x 71.8 x 7.5	144.3

Hardware Setup

Probe Name	Probe Calibration Date	DAE Name	DAE Calibration Date
AM1DV3 - 1048	June 04, 2024	DAE4 Sn480	September 19, 2023

Communication Systems

Band Name	Communication Systems Name	Channel	Frequency [MHz]
Band 26 E-UTRA/FDD	LTE-FDD (SC-FDMA, 1 RB, 15 MHz, QPSK)	26865	831.5

Grid Settings

Extent X [mm]	Extent Y [mm]	Step X [mm]	Step Y [mm]	Distance [mm]
52.0	52.0	4.0	4.0	10.0

Results

Audio File	Measurement Duration [s]	Margin Upper Bound [dB]	Margin Lower Bound [dB]
48k_voice_300-3000_2s.wav	2.0	1.22	2.0

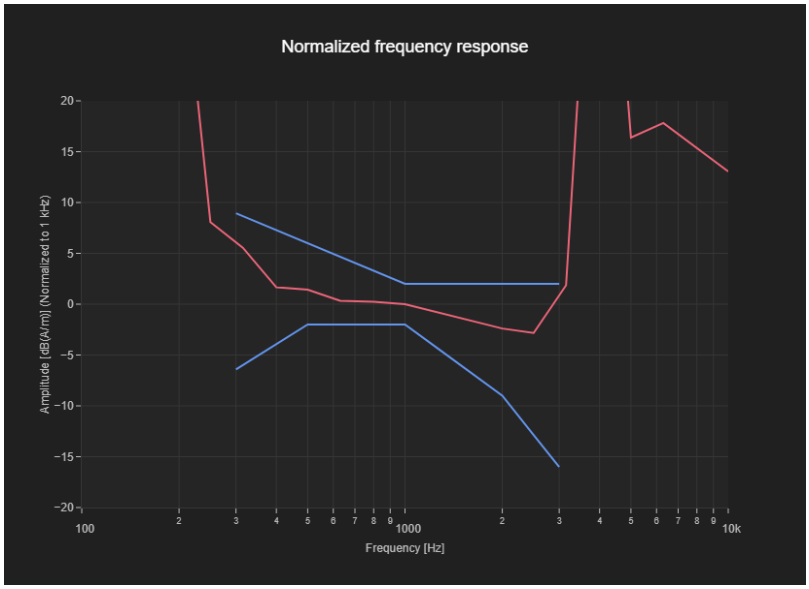

T-Coil Coupling Mode Test Report

Results

Primary Group Contiguous Point Count	Secondary Group Point Count	Secondary Group Max Longitudinal	Secondary Group Max Transverse
218	444	23	26

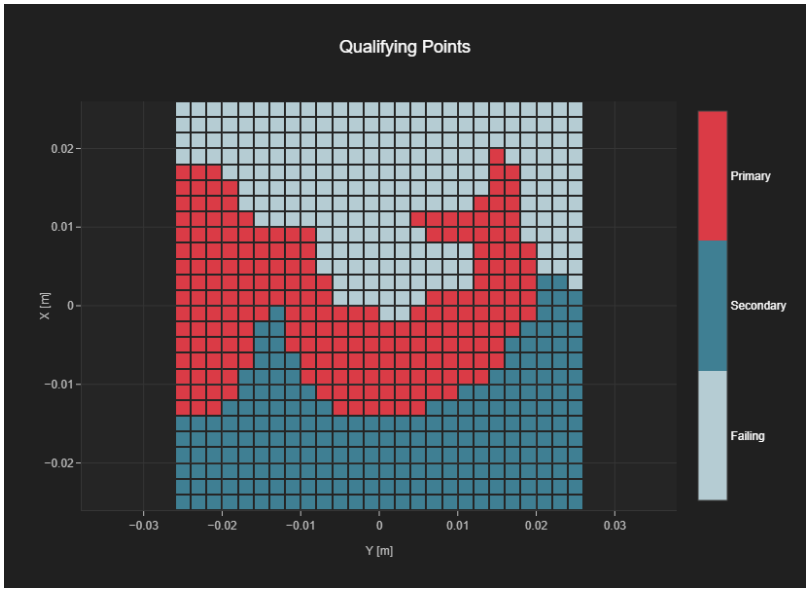

T-Coil Signal Test Report

Measurement performed on August 23, 2024 at 13:53

Device Under Test

Manufacturer	Model	Dimensions [mm]	Speaker Position [mm]
		146.2 x 71.8 x 7.5	144.3

Hardware Setup

Probe Name	Probe Calibration Date	DAE Name	DAE Calibration Date
AM1DV3 - 1048	June 04, 2024	DAE4 Sn480	September 19, 2023

Communication Systems

Band Name	Communication Systems Name	Channel	Frequency [MHz]
Band 26 E-UTRA/FDD	LTE-FDD (SC-FDMA, 1 RB, 15 MHz, QPSK)	26865	831.5

Grid Settings

Extent X [mm]	Extent Y [mm]	Step X [mm]	Step Y [mm]	Distance [mm]
52.0	52.0	4.0	4.0	10.0

Results

Audio File	Measurement Duration [s]	Gain [dB]	Hmax [dB(A/m)]
48k_voice_1kHz_1s.wav	2.0	-8.51	3.42

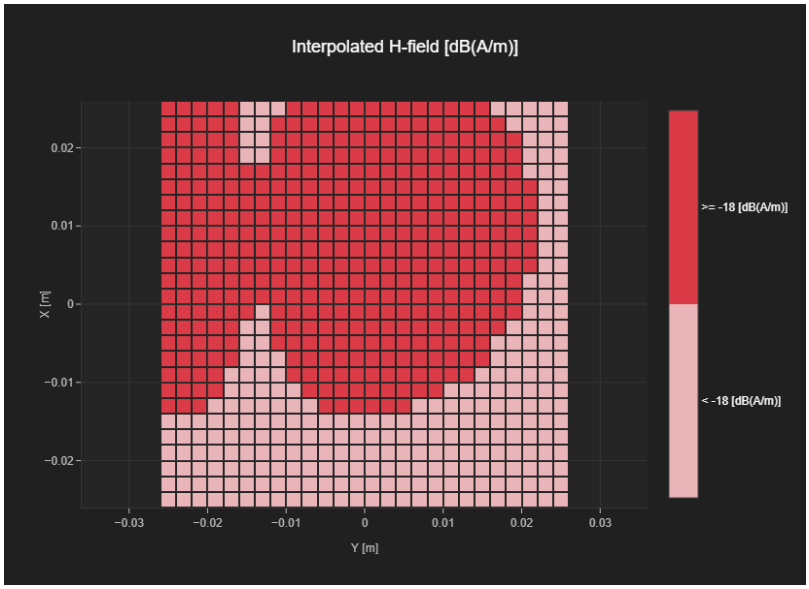

T-Coil Noise Test Report

Measurement performed on August 23, 2024 at 14:03

Device Under Test

Manufacturer	Model	Dimensions [mm]	Speaker Position [mm]
		146.2 x 71.8 x 7.5	144.3

Hardware Setup

Probe Name	Probe Calibration Date	DAE Name	DAE Calibration Date
AM1DV3 - 1048	June 04, 2024	DAE4 Sn480	September 19, 2023

Communication Systems

Band Name	Communication Systems Name	Channel	Frequency [MHz]
Band 26 E-UTRA/FDD	LTE-FDD (SC-FDMA, 1 RB, 15 MHz, QPSK)	26865	831.5

Grid Settings

Extent X [mm]	Extent Y [mm]	Step X [mm]	Step Y [mm]	Distance [mm]
52.0	52.0	4.0	4.0	10.0

Results

Secondary Group Point Count	Secondary Group Max Longitudinal	Secondary Group Max Transverse	Hmax [dB(A/m)]
444	23	26	-26.91

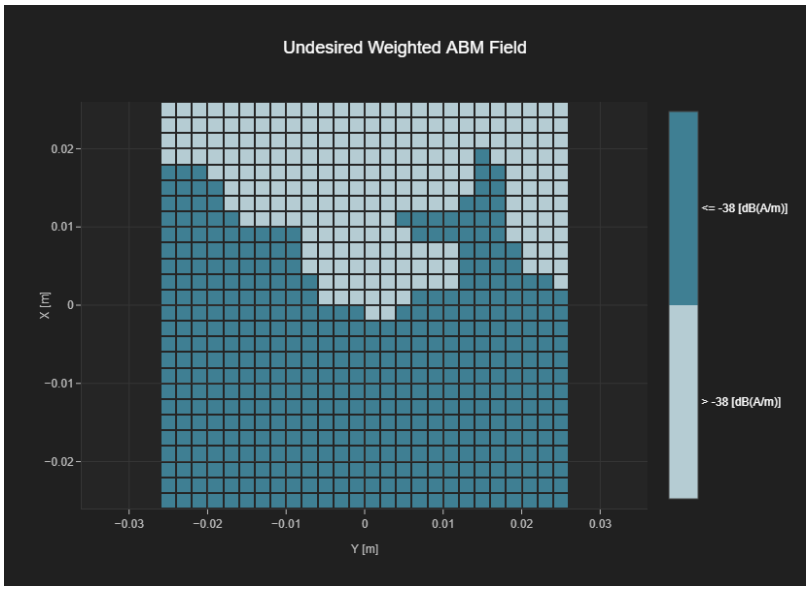

T-Coil Signal Test Report

Measurement performed on August 23, 2024 at 14:15

Device Under Test

Manufacturer	Model	Dimensions [mm]	Speaker Position [mm]
		146.2 x 71.8 x 7.5	144.3

Hardware Setup

Probe Name	Probe Calibration Date	DAE Name	DAE Calibration Date
AM1DV3 - 1048	June 04, 2024	DAE4 Sn480	September 19, 2023

Communication Systems

Band Name	Communication Systems Name	Channel	Frequency [MHz]
Band 30, E-UTRA/FDD	LTE-FDD (SC-FDMA, 1 RB, 10 MHz, QPSK)	27710	2310.0

Grid Settings

Extent X [mm]	Extent Y [mm]	Step X [mm]	Step Y [mm]	Distance [mm]
52.0	52.0	4.0	4.0	10.0

Results

Audio File	Measurement Duration [s]	Margin Upper Bound [dB]	Margin Lower Bound [dB]
48k_voice_300-3000_2s.wav	2.0	0.39	2.0

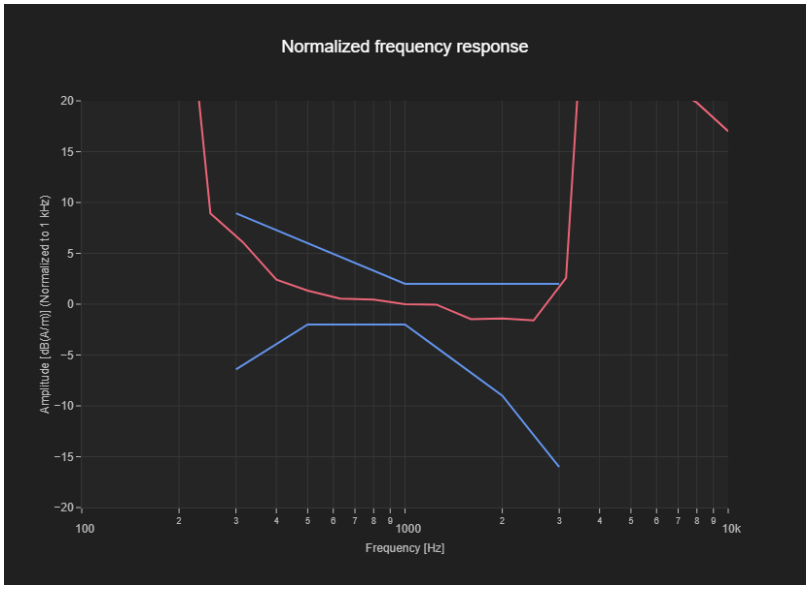

T-Coil Signal Test Report

Measurement performed on August 23, 2024 at 14:15

Device Under Test

Manufacturer	Model	Dimensions [mm]	Speaker Position [mm]
		146.2 x 71.8 x 7.5	144.3

Hardware Setup

Probe Name	Probe Calibration Date	DAE Name	DAE Calibration Date
AM1DV3 - 1048	June 04, 2024	DAE4 Sn480	September 19, 2023

Communication Systems

Band Name	Communication Systems Name	Channel	Frequency [MHz]
Band 30, E-UTRA/FDD	LTE-FDD (SC-FDMA, 1 RB, 10 MHz, QPSK)	27710	2310.0

Grid Settings

Extent X [mm]	Extent Y [mm]	Step X [mm]	Step Y [mm]	Distance [mm]
52.0	52.0	4.0	4.0	10.0

Results

Audio File	Measurement Duration [s]	Margin Upper Bound [dB]	Margin Lower Bound [dB]
48k_voice_300-3000_2s.wav	2.0	0.39	2.0

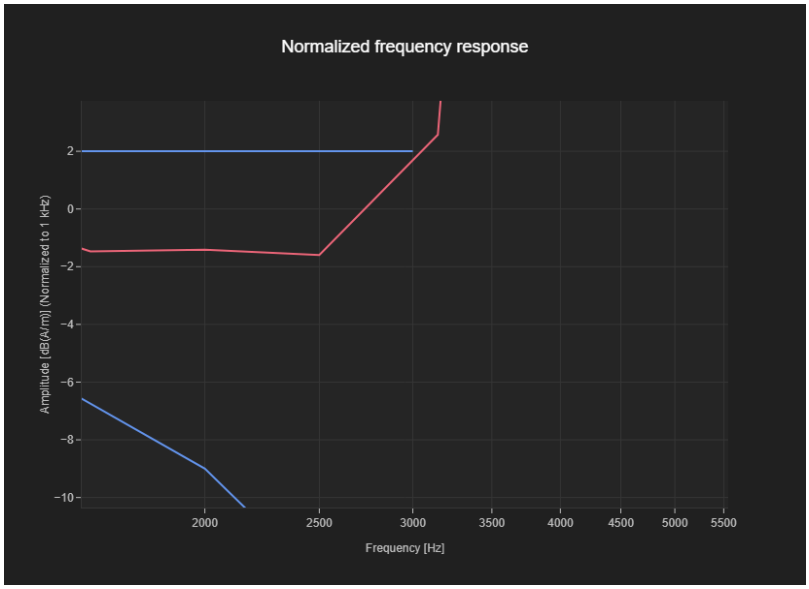

T-Coil Coupling Mode Test Report

Results

Primary Group Contiguous Point Count	Secondary Group Point Count	Secondary Group Max Longitudinal	Secondary Group Max Transverse
197	426	23	26

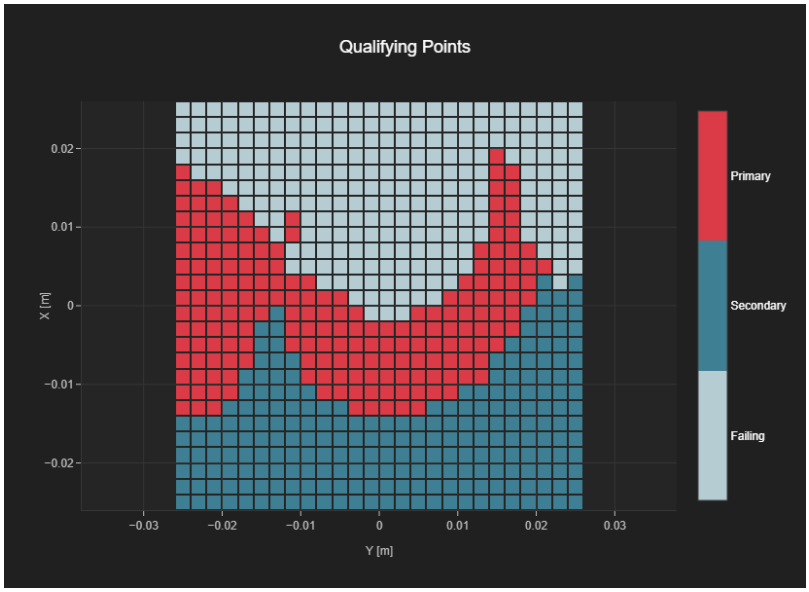

T-Coil Signal Test Report

Measurement performed on August 23, 2024 at 14:15

Device Under Test

Manufacturer	Model	Dimensions [mm]	Speaker Position [mm]
		146.2 x 71.8 x 7.5	144.3

Hardware Setup

Probe Name	Probe Calibration Date	DAE Name	DAE Calibration Date
AM1DV3 - 1048	June 04, 2024	DAE4 Sn480	September 19, 2023

Communication Systems

Band Name	Communication Systems Name	Channel	Frequency [MHz]
Band 30, E-UTRA/FDD	LTE-FDD (SC-FDMA, 1 RB, 10 MHz, QPSK)	27710	2310.0

Grid Settings

Extent X [mm]	Extent Y [mm]	Step X [mm]	Step Y [mm]	Distance [mm]
52.0	52.0	4.0	4.0	10.0

Results

Audio File	Measurement Duration [s]	Gain [dB]	Hmax [dB(A/m)]
48k_voice_1kHz_1s.wav	2.0	-8.51	3.51

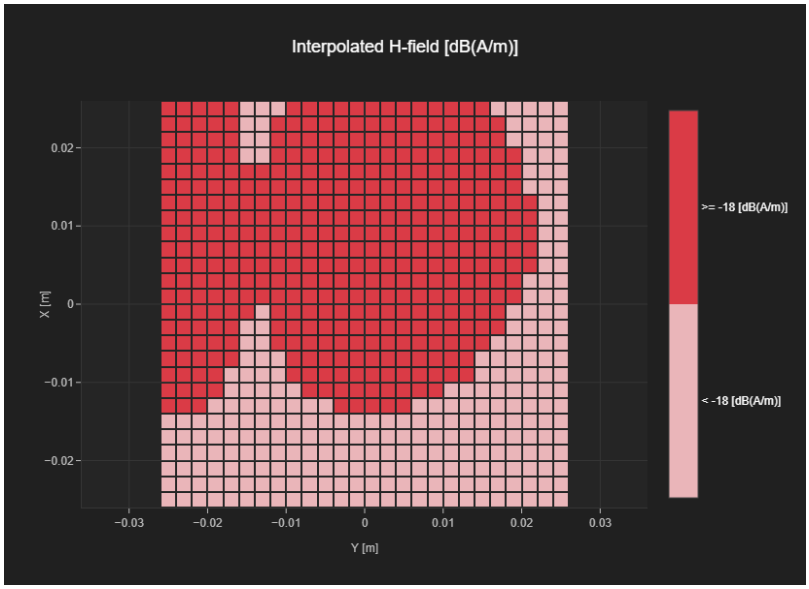

T-Coil Noise Test Report

Measurement performed on August 23, 2024 at 14:25

Device Under Test

Manufacturer	Model	Dimensions [mm]	Speaker Position [mm]
		146.2 x 71.8 x 7.5	144.3

Hardware Setup

Probe Name	Probe Calibration Date	DAE Name	DAE Calibration Date
AM1DV3 - 1048	June 04, 2024	DAE4 Sn480	September 19, 2023

Communication Systems

Band Name	Communication Systems Name	Channel	Frequency [MHz]
Band 30, E-UTRA/FDD	LTE-FDD (SC-FDMA, 1 RB, 10 MHz, QPSK)	27710	2310.0

Grid Settings

Extent X [mm]	Extent Y [mm]	Step X [mm]	Step Y [mm]	Distance [mm]
52.0	52.0	4.0	4.0	10.0

Results

Secondary Group Point Count	Secondary Group Max Longitudinal	Secondary Group Max Transverse	Hmax [dB(A/m)]
426	23	26	-26.41

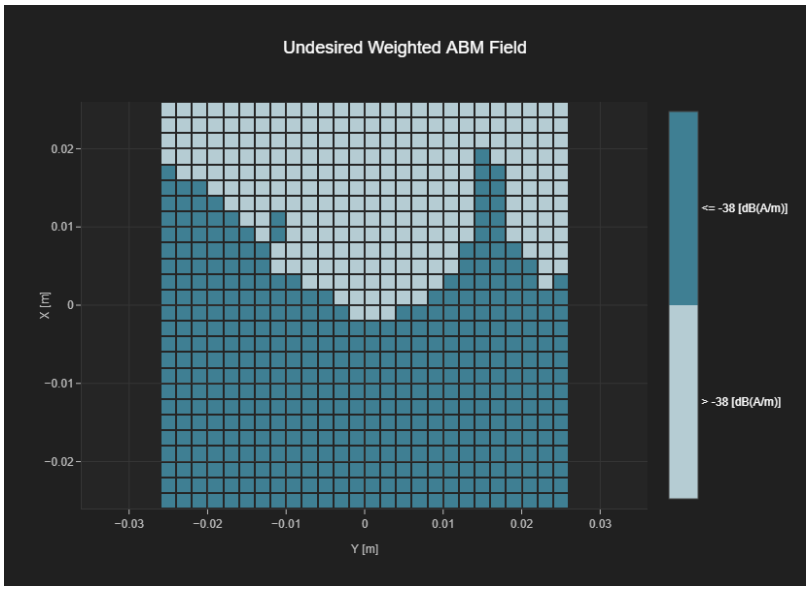

T-Coil Signal Test Report

Measurement performed on August 24, 2024 at 15:29

Device Under Test

Manufacturer	Model	Dimensions [mm]	Speaker Position [mm]
		146.2 x 71.8 x 7.5	144.3

Hardware Setup

Probe Name	Probe Calibration Date	DAE Name	DAE Calibration Date
AM1DV3 - 1048	June 04, 2024	DAE4 Sn480	September 19, 2023

Communication Systems

Band Name	Communication Systems Name	Channel	Frequency [MHz]
Band 41, E-UTRA/TDD	LTE-TDD (SC-FDMA, 1 RB, 20 MHz, QPSK)	40620	2593.0

Grid Settings

Extent X [mm]	Extent Y [mm]	Step X [mm]	Step Y [mm]	Distance [mm]
52.0	52.0	4.0	4.0	10.0

Results

Audio File	Measurement Duration [s]	Margin Upper Bound [dB]	Margin Lower Bound [dB]
48k_voice_300-3000_2s.wav	2.0	2.0	2.0

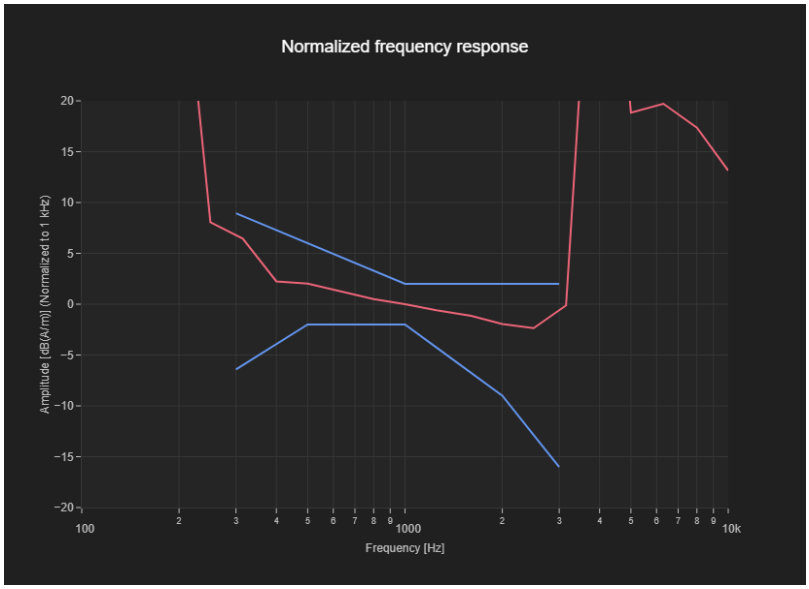

T-Coil Coupling Mode Test Report

Results

Primary Group Contiguous Point Count	Secondary Group Point Count	Secondary Group Max Longitudinal	Secondary Group Max Transverse
98	387	23	26

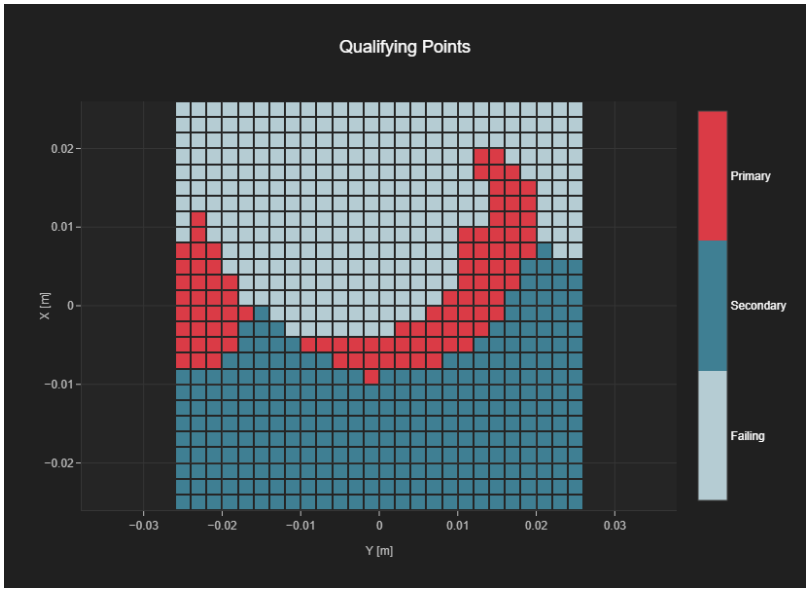

T-Coil Signal Test Report

Measurement performed on August 24, 2024 at 15:29

Device Under Test

Manufacturer	Model	Dimensions [mm]	Speaker Position [mm]
		146.2 x 71.8 x 7.5	144.3

Hardware Setup

Probe Name	Probe Calibration Date	DAE Name	DAE Calibration Date
AM1DV3 - 1048	June 04, 2024	DAE4 Sn480	September 19, 2023

Communication Systems

Band Name	Communication Systems Name	Channel	Frequency [MHz]
Band 41, E-UTRA/TDD	LTE-TDD (SC-FDMA, 1 RB, 20 MHz, QPSK)	40620	2593.0

Grid Settings

Extent X [mm]	Extent Y [mm]	Step X [mm]	Step Y [mm]	Distance [mm]
52.0	52.0	4.0	4.0	10.0

Results

Audio File	Measurement Duration [s]	Gain [dB]	Hmax [dB(A/m)]
48k_voice_1kHz_1s.wav	2.0	-8.51	2.35

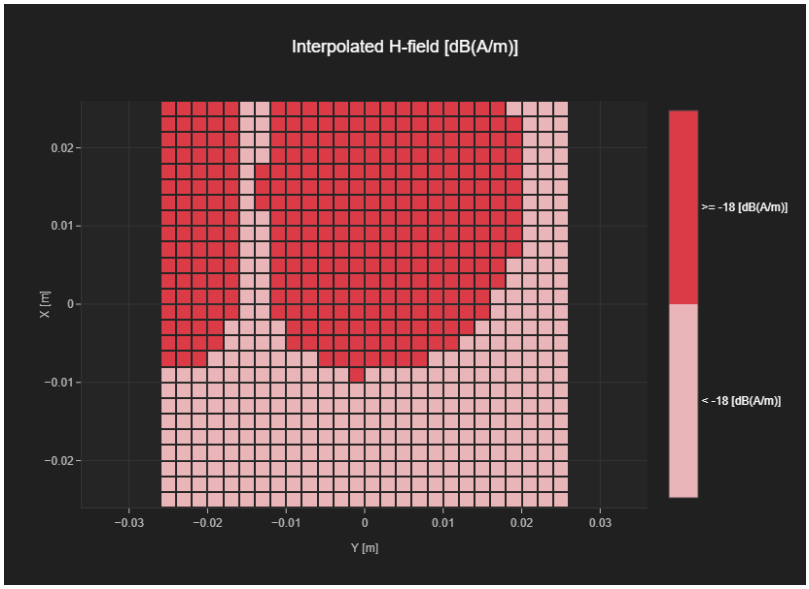

T-Coil Noise Test Report

Measurement performed on August 24, 2024 at 15:42

Device Under Test

Manufacturer	Model	Dimensions [mm]	Speaker Position [mm]
		146.2 x 71.8 x 7.5	144.3

Hardware Setup

Probe Name	Probe Calibration Date	DAE Name	DAE Calibration Date
AM1DV3 - 1048	June 04, 2024	DAE4 Sn480	September 19, 2023

Communication Systems

Band Name	Communication Systems Name	Channel	Frequency [MHz]
Band 41, E-UTRA/TDD	LTE-TDD (SC-FDMA, 1 RB, 20 MHz, QPSK)	40620	2593.0

Grid Settings

Extent X [mm]	Extent Y [mm]	Step X [mm]	Step Y [mm]	Distance [mm]
52.0	52.0	4.0	4.0	10.0

Results

Secondary Group Point Count	Secondary Group Max Longitudinal	Secondary Group Max Transverse	Hmax [dB(A/m)]
387	23	26	-15.76

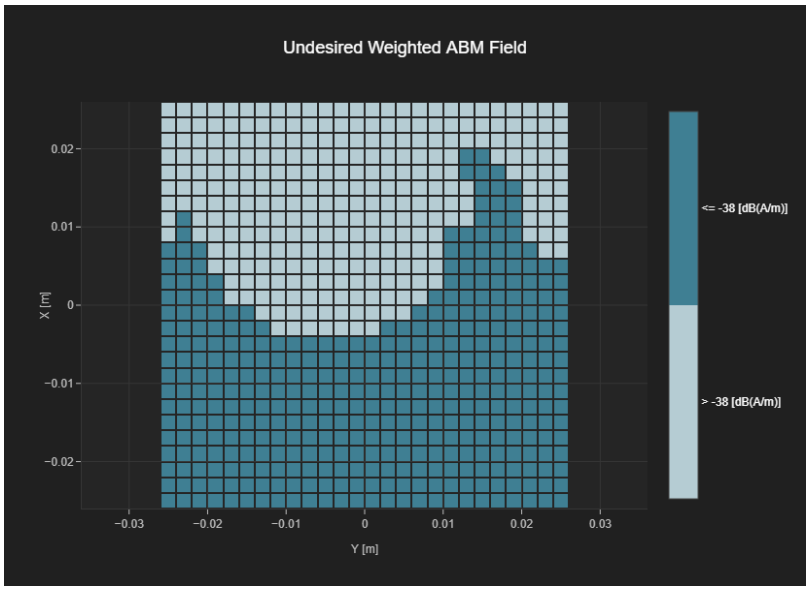

T-Coil Signal Test Report

Measurement performed on August 23, 2024 at 12:25

Device Under Test

Manufacturer	Model	Dimensions [mm]	Speaker Position [mm]
		146.2 x 71.8 x 7.5	144.3

Hardware Setup

Probe Name	Probe Calibration Date	DAE Name	DAE Calibration Date
AM1DV3 - 1048	June 04, 2024	DAE4 Sn480	September 19, 2023

Communication Systems

Band Name	Communication Systems Name	Channel	Frequency [MHz]
Band 48, E-UTRA/TDD	LTE-TDD (SC-FDMA, 1 RB, 20 MHz, QPSK)	55990	3625.0

Grid Settings

Extent X [mm]	Extent Y [mm]	Step X [mm]	Step Y [mm]	Distance [mm]
52.0	52.0	4.0	4.0	10.0

Results

Audio File	Measurement Duration [s]	Margin Upper Bound [dB]	Margin Lower Bound [dB]
48k_voice_300-3000_2s.wav	2.0	0.75	2.0

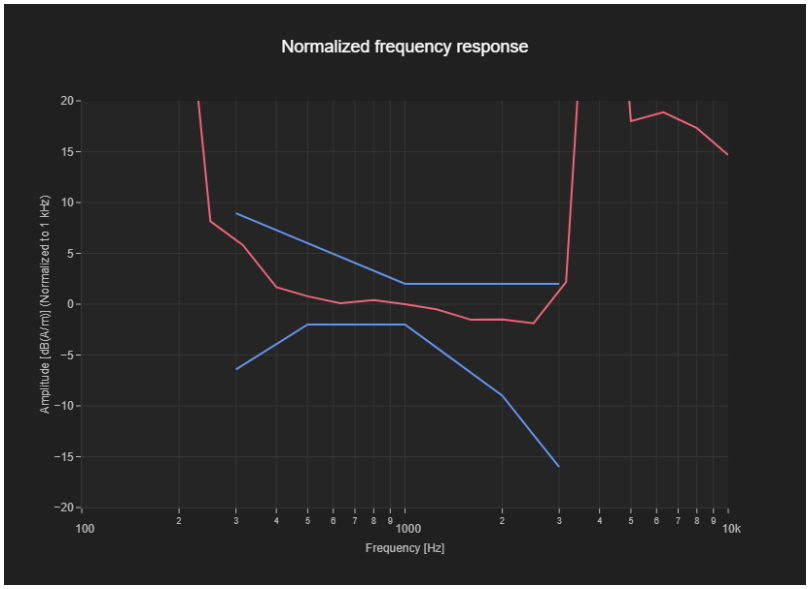

T-Coil Coupling Mode Test Report

Results

Primary Group Contiguous Point Count	Secondary Group Point Count	Secondary Group Max Longitudinal	Secondary Group Max Transverse
159	379	19	26

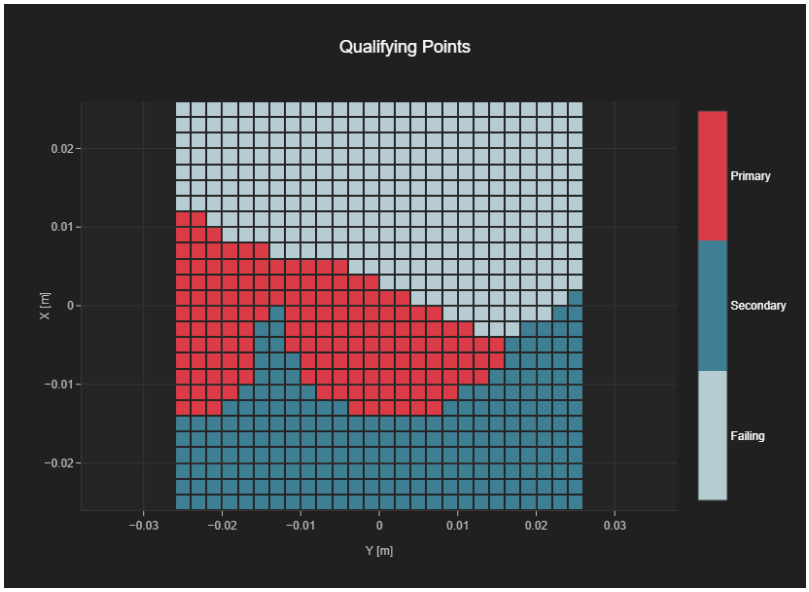

T-Coil Signal Test Report

Measurement performed on August 23, 2024 at 12:25

Device Under Test

Manufacturer	Model	Dimensions [mm]	Speaker Position [mm]
		146.2 x 71.8 x 7.5	144.3

Hardware Setup

Probe Name	Probe Calibration Date	DAE Name	DAE Calibration Date
AM1DV3 - 1048	June 04, 2024	DAE4 Sn480	September 19, 2023

Communication Systems

Band Name	Communication Systems Name	Channel	Frequency [MHz]
Band 48, E-UTRA/TDD	LTE-TDD (SC-FDMA, 1 RB, 20 MHz, QPSK)	55990	3625.0

Grid Settings

Extent X [mm]	Extent Y [mm]	Step X [mm]	Step Y [mm]	Distance [mm]
52.0	52.0	4.0	4.0	10.0

Results

Audio File	Measurement Duration [s]	Gain [dB]	Hmax [dB(A/m)]
48k_voice_1kHz_1s.wav	2.0	-8.51	3.69

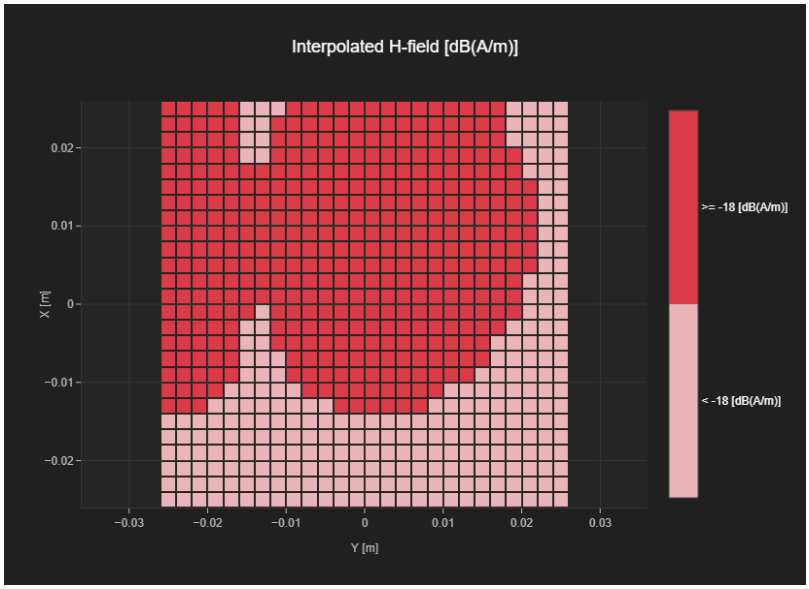

T-Coil Noise Test Report

Measurement performed on August 23, 2024 at 12:36

Device Under Test

Manufacturer	Model	Dimensions [mm]	Speaker Position [mm]
		146.2 x 71.8 x 7.5	144.3

Hardware Setup

Probe Name	Probe Calibration Date	DAE Name	DAE Calibration Date
AM1DV3 - 1048	June 04, 2024	DAE4 Sn480	September 19, 2023

Communication Systems

Band Name	Communication Systems Name	Channel	Frequency [MHz]
Band 48, E-UTRA/TDD	LTE-TDD (SC-FDMA, 1 RB, 20 MHz, QPSK)	55990	3625.0

Grid Settings

Extent X [mm]	Extent Y [mm]	Step X [mm]	Step Y [mm]	Distance [mm]
52.0	52.0	4.0	4.0	10.0

Results

Secondary Group Point Count	Secondary Group Max Longitudinal	Secondary Group Max Transverse	Hmax [dB(A/m)]
379	19	26	-19.01

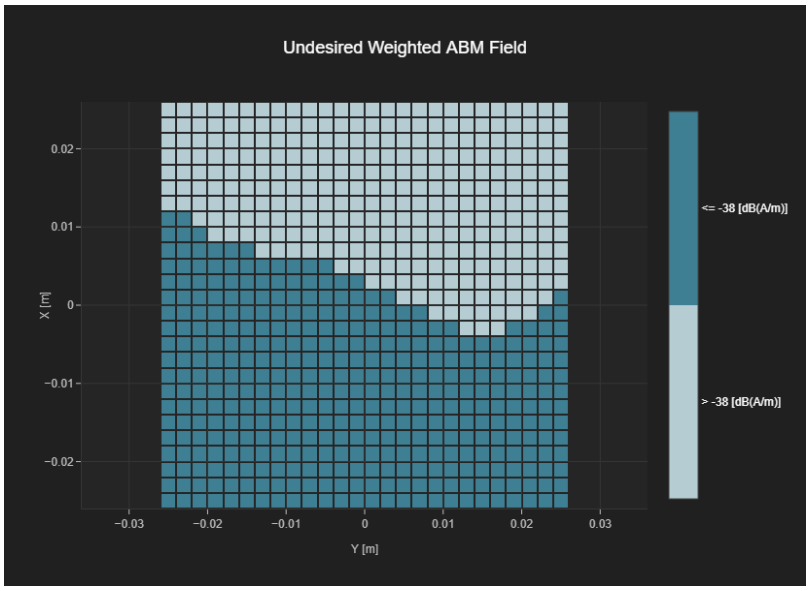

T-Coil Signal Test Report

Measurement performed on August 23, 2024 at 14:37

Device Under Test

Manufacturer	Model	Dimensions [mm]	Speaker Position [mm]
		146.2 x 71.8 x 7.5	144.3

Hardware Setup

Probe Name	Probe Calibration Date	DAE Name	DAE Calibration Date
AM1DV3 - 1048	June 04, 2024	DAE4 Sn480	September 19, 2023

Communication Systems

Band Name	Communication Systems Name	Channel	Frequency [MHz]
Band 66, E-UTRA/FDD	LTE-FDD (SC-FDMA, 1 RB, 20 MHz, QPSK)	132322	1745.0

Grid Settings

Extent X [mm]	Extent Y [mm]	Step X [mm]	Step Y [mm]	Distance [mm]
52.0	52.0	4.0	4.0	10.0

Results

Audio File	Measurement Duration [s]	Margin Upper Bound [dB]	Margin Lower Bound [dB]
48k_voice_300-3000_2s.wav	2.0	1.12	2.0

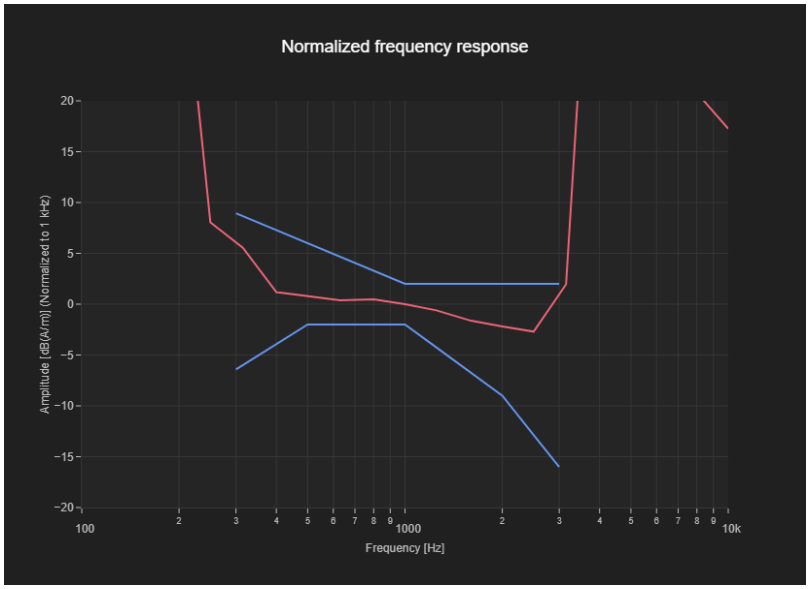

T-Coil Coupling Mode Test Report

Results

Primary Group Contiguous Point Count	Secondary Group Point Count	Secondary Group Max Longitudinal	Secondary Group Max Transverse
212	437	23	26

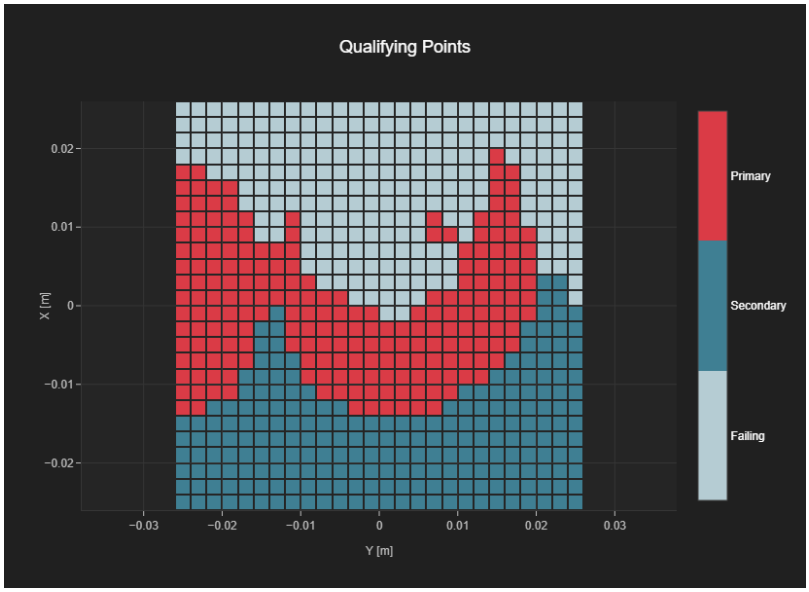

T-Coil Signal Test Report

Measurement performed on August 23, 2024 at 14:37

Device Under Test

Manufacturer	Model	Dimensions [mm]	Speaker Position [mm]
		146.2 x 71.8 x 7.5	144.3

Hardware Setup

Probe Name	Probe Calibration Date	DAE Name	DAE Calibration Date
AM1DV3 - 1048	June 04, 2024	DAE4 Sn480	September 19, 2023

Communication Systems

Band Name	Communication Systems Name	Channel	Frequency [MHz]
Band 66, E-UTRA/FDD	LTE-FDD (SC-FDMA, 1 RB, 20 MHz, QPSK)	132322	1745.0

Grid Settings

Extent X [mm]	Extent Y [mm]	Step X [mm]	Step Y [mm]	Distance [mm]
52.0	52.0	4.0	4.0	10.0

Results

Audio File	Measurement Duration [s]	Gain [dB]	Hmax [dB(A/m)]
48k_voice_1kHz_1s.wav	2.0	-8.51	3.18

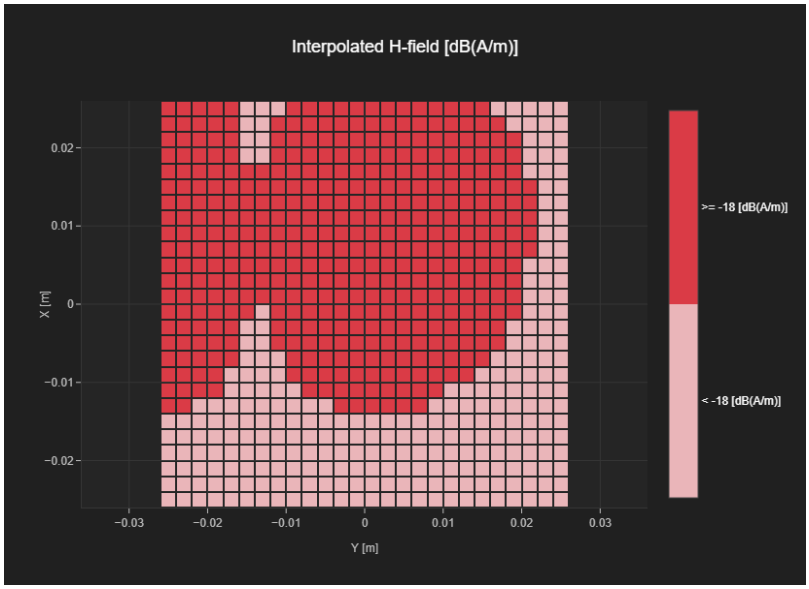

T-Coil Noise Test Report

Measurement performed on August 23, 2024 at 14:46

Device Under Test

Manufacturer	Model	Dimensions [mm]	Speaker Position [mm]
		146.2 x 71.8 x 7.5	144.3

Hardware Setup

Probe Name	Probe Calibration Date	DAE Name	DAE Calibration Date
AM1DV3 - 1048	June 04, 2024	DAE4 Sn480	September 19, 2023

Communication Systems

Band Name	Communication Systems Name	Channel	Frequency [MHz]
Band 66, E-UTRA/FDD	LTE-FDD (SC-FDMA, 1 RB, 20 MHz, QPSK)	132322	1745.0

Grid Settings

Extent X [mm]	Extent Y [mm]	Step X [mm]	Step Y [mm]	Distance [mm]
52.0	52.0	4.0	4.0	10.0

Results

Secondary Group Point Count	Secondary Group Max Longitudinal	Secondary Group Max Transverse	Hmax [dB(A/m)]
437	23	26	-26.55

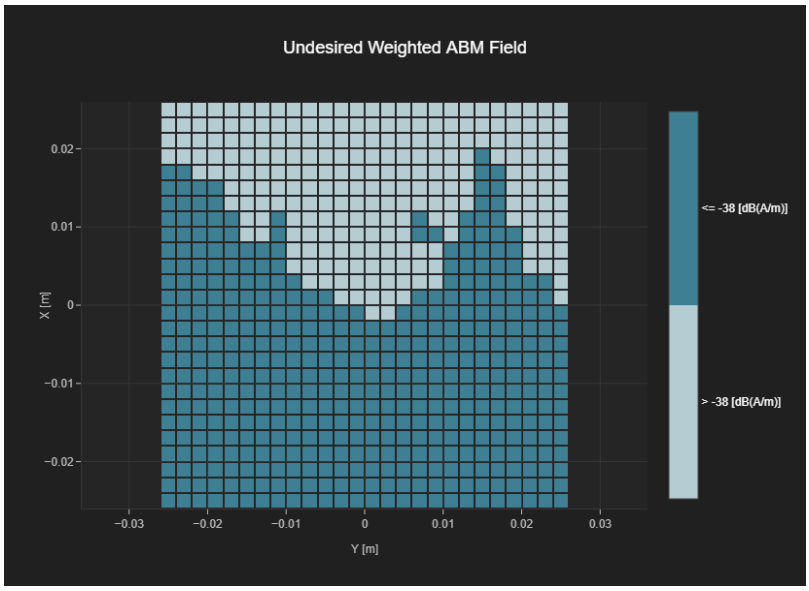

T-Coil Signal Test Report

Measurement performed on August 23, 2024 at 14:57

Device Under Test

Manufacturer	Model	Dimensions [mm]	Speaker Position [mm]
		146.2 x 71.8 x 7.5	144.3

Hardware Setup

Probe Name	Probe Calibration Date	DAE Name	DAE Calibration Date
AM1DV3 - 1048	June 04, 2024	DAE4 Sn480	September 19, 2023

Communication Systems

Band Name	Communication Systems Name	Channel	Frequency [MHz]
Band 71, E-UTRA/FDD	LTE-FDD (SC-FDMA, 1 RB, 20 MHz, QPSK)	133322	683.0

Grid Settings

Extent X [mm]	Extent Y [mm]	Step X [mm]	Step Y [mm]	Distance [mm]
52.0	52.0	4.0	4.0	10.0

Results

Audio File	Measurement Duration [s]	Margin Upper Bound [dB]	Margin Lower Bound [dB]
48k_voice_300-3000_2s.wav	2.0	1.27	2.0

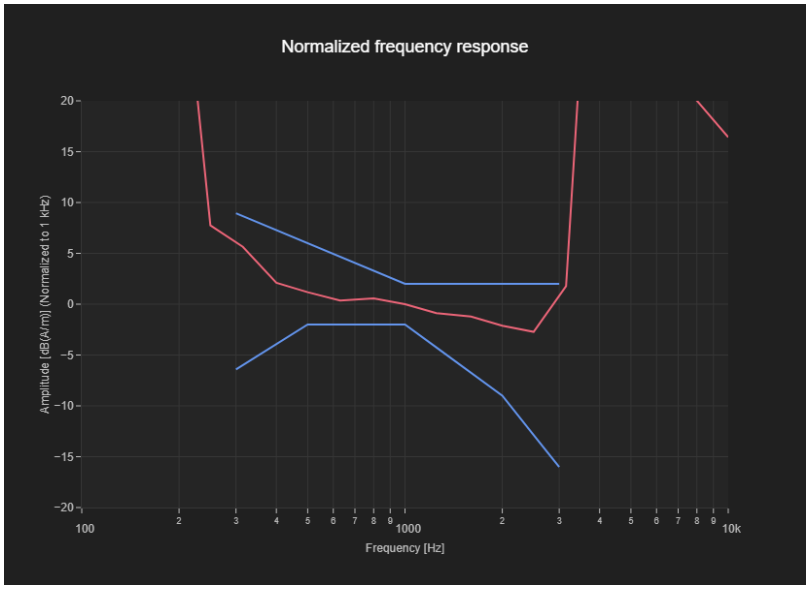

T-Coil Coupling Mode Test Report

Results

Primary Group Contiguous Point Count	Secondary Group Point Count	Secondary Group Max Longitudinal	Secondary Group Max Transverse
211	431	23	26

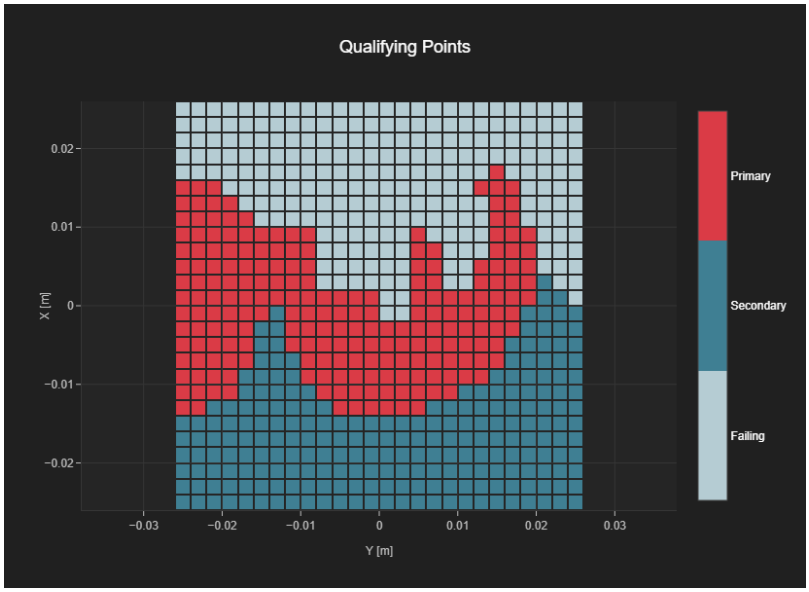

T-Coil Signal Test Report

Measurement performed on August 23, 2024 at 14:57

Device Under Test

Manufacturer	Model	Dimensions [mm]	Speaker Position [mm]
		146.2 x 71.8 x 7.5	144.3

Hardware Setup

Probe Name	Probe Calibration Date	DAE Name	DAE Calibration Date
AM1DV3 - 1048	June 04, 2024	DAE4 Sn480	September 19, 2023

Communication Systems

Band Name	Communication Systems Name	Channel	Frequency [MHz]
Band 71, E-UTRA/FDD	LTE-FDD (SC-FDMA, 1 RB, 20 MHz, QPSK)	133322	683.0

Grid Settings

Extent X [mm]	Extent Y [mm]	Step X [mm]	Step Y [mm]	Distance [mm]
52.0	52.0	4.0	4.0	10.0

Results

Audio File	Measurement Duration [s]	Gain [dB]	Hmax [dB(A/m)]
48k_voice_1kHz_1s.wav	2.0	-8.51	3.47

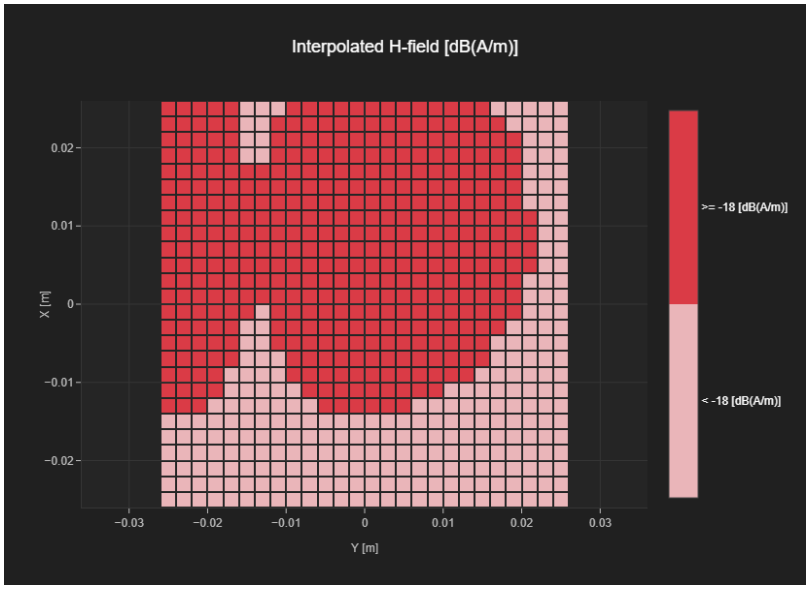

T-Coil Noise Test Report

Measurement performed on August 23, 2024 at 15:07

Device Under Test

Manufacturer	Model	Dimensions [mm]	Speaker Position [mm]
		146.2 x 71.8 x 7.5	144.3

Hardware Setup

Probe Name	Probe Calibration Date	DAE Name	DAE Calibration Date
AM1DV3 - 1048	June 04, 2024	DAE4 Sn480	September 19, 2023

Communication Systems

Band Name	Communication Systems Name	Channel	Frequency [MHz]
Band 71, E-UTRA/FDD	LTE-FDD (SC-FDMA, 1 RB, 20 MHz, QPSK)	133322	683.0

Grid Settings

Extent X [mm]	Extent Y [mm]	Step X [mm]	Step Y [mm]	Distance [mm]
52.0	52.0	4.0	4.0	10.0

Results

Secondary Group Point Count	Secondary Group Max Longitudinal	Secondary Group Max Transverse	Hmax [dB(A/m)]
431	23	26	-27.02

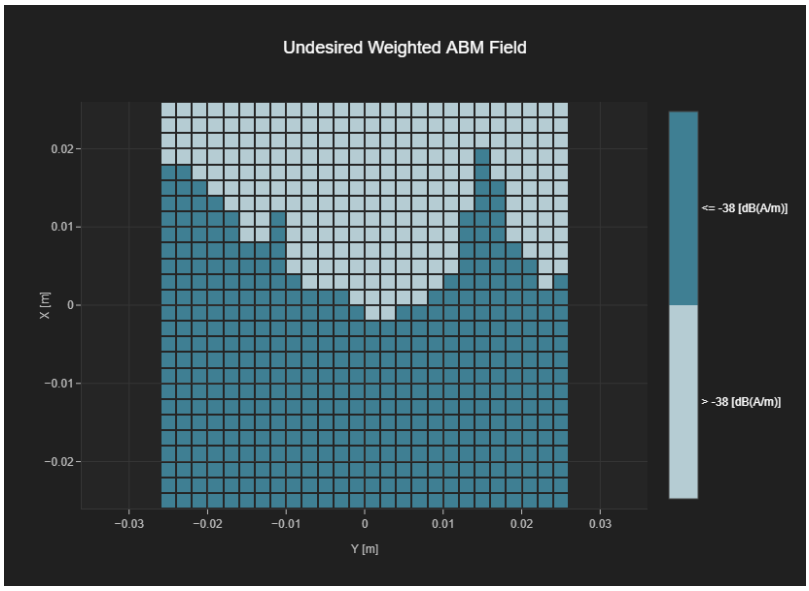

T-Coil Signal Test Report

Measurement performed on August 27, 2024 at 12:50

Device Under Test

Manufacturer	Model	Dimensions [mm]	Speaker Position [mm]
		146.2 x 71.8 x 7.5	144.3

Hardware Setup

Probe Name	Probe Calibration Date	DAE Name	DAE Calibration Date
AM1DV3 - 1048	June 04, 2024	DAE4 Sn480	September 19, 2023

Communication Systems

Band Name	Communication Systems Name	Channel	Frequency [MHz]
WLAN 2.4GHz	IEEE 802.11b WiFi 2.4 GHz (DSSS, 1 Mbps)	6	2437.0

Grid Settings

Extent X [mm]	Extent Y [mm]	Step X [mm]	Step Y [mm]	Distance [mm]
52.0	52.0	4.0	4.0	10.0

Results

Audio File	Measurement Duration [s]	Margin Upper Bound [dB]	Margin Lower Bound [dB]
48k_voice_300-3000_2s.wav	2.0	2.0	2.0

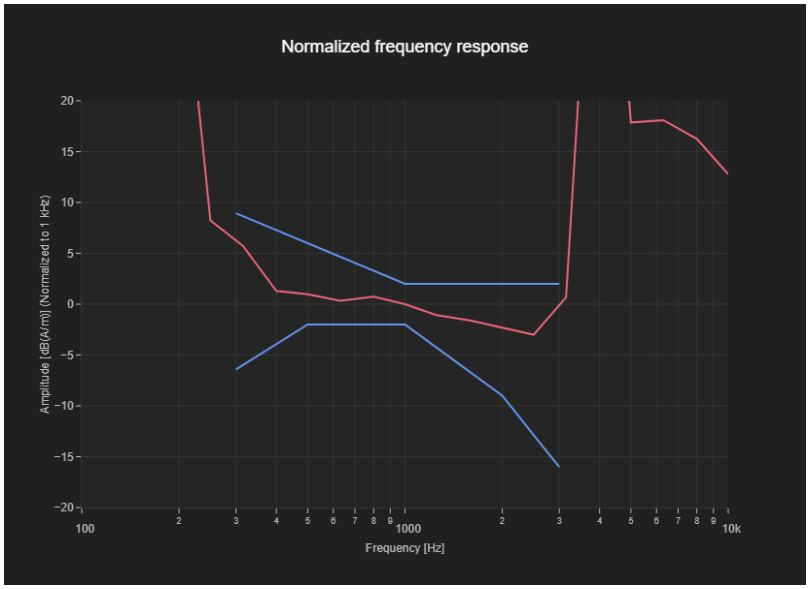

T-Coil Coupling Mode Test Report

Results

Primary Group Contiguous Point Count	Secondary Group Point Count	Secondary Group Max Longitudinal	Secondary Group Max Transverse
117	342	24	26

T-Coil Signal Test Report

Measurement performed on August 27, 2024 at 12:50

Device Under Test

Manufacturer	Model	Dimensions [mm]	Speaker Position [mm]
		146.2 x 71.8 x 7.5	144.3

Hardware Setup

Probe Name	Probe Calibration Date	DAE Name	DAE Calibration Date
AM1DV3 - 1048	June 04, 2024	DAE4 Sn480	September 19, 2023

Communication Systems

Band Name	Communication Systems Name	Channel	Frequency [MHz]
WLAN 2.4GHz	IEEE 802.11b WiFi 2.4 GHz (DSSS, 1 Mbps)	6	2437.0

Grid Settings

Extent X [mm]	Extent Y [mm]	Step X [mm]	Step Y [mm]	Distance [mm]
52.0	52.0	4.0	4.0	10.0

Results

Audio File	Measurement Duration [s]	Gain [dB]	Hmax [dB(A/m)]
48k_voice_1kHz_1s.wav	2.0	-8.51	3.57

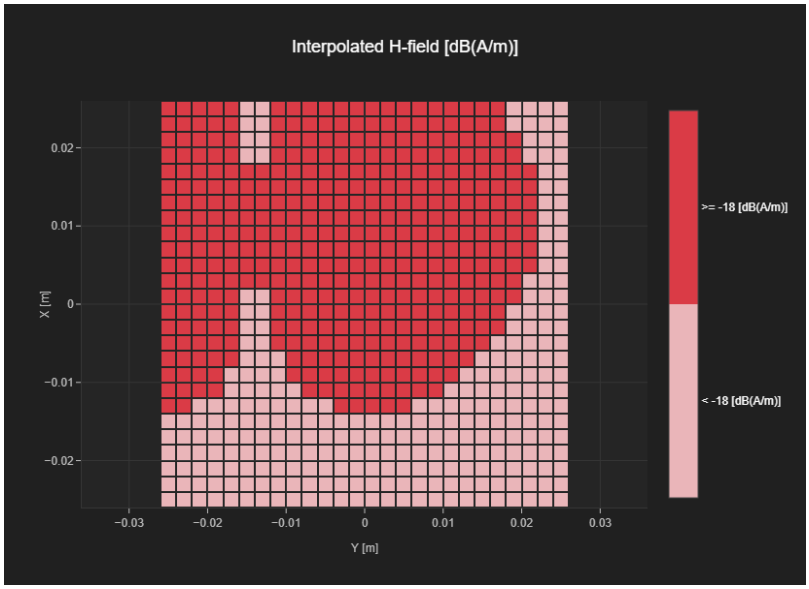

T-Coil Noise Test Report

Measurement performed on August 27, 2024 at 13:22

Device Under Test

Manufacturer	Model	Dimensions [mm]	Speaker Position [mm]
		146.2 x 71.8 x 7.5	144.3

Hardware Setup

Probe Name	Probe Calibration Date	DAE Name	DAE Calibration Date
AM1DV3 - 1048	June 04, 2024	DAE4 Sn480	September 19, 2023

Communication Systems

Band Name	Communication Systems Name	Channel	Frequency [MHz]
WLAN 2.4GHz	IEEE 802.11b WiFi 2.4 GHz (DSSS, 1 Mbps)	6	2437.0

Grid Settings

Extent X [mm]	Extent Y [mm]	Step X [mm]	Step Y [mm]	Distance [mm]
52.0	52.0	4.0	4.0	10.0

Results

Secondary Group Point Count	Secondary Group Max Longitudinal	Secondary Group Max Transverse	Hmax [dB(A/m)]
342	24	26	-18.52

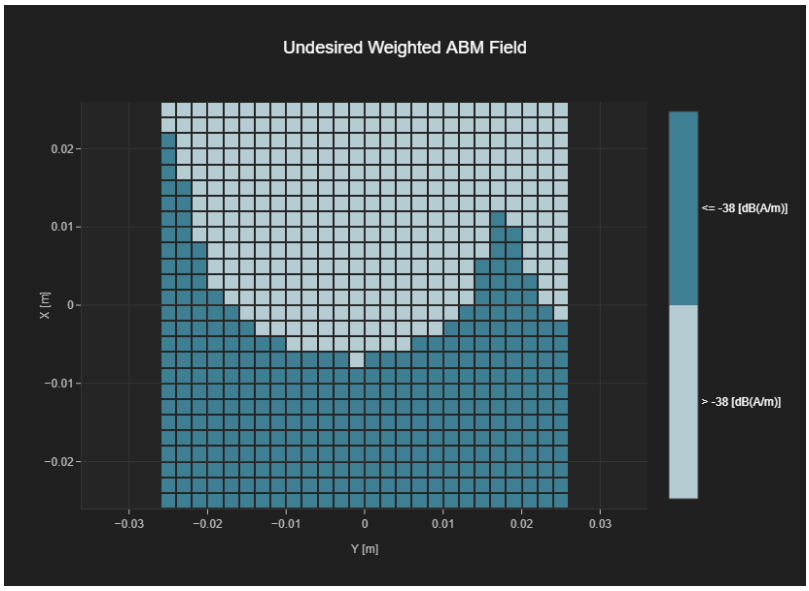

T-Coil Signal Test Report

Measurement performed on August 27, 2024 at 15:23

Device Under Test

Manufacturer	Model	Dimensions [mm]	Speaker Position [mm]
		146.2 x 71.8 x 7.5	144.3

Hardware Setup

Probe Name	Probe Calibration Date	DAE Name	DAE Calibration Date
AM1DV3 - 1048	June 04, 2024	DAE4 Sn480	September 19, 2023

Communication Systems

Band Name	Communication Systems Name	Channel	Frequency [MHz]
WLAN 2.4GHz	IEEE 802.11g WiFi 2.4 GHz (DSSS-OFDM, 6 Mbps)	6	2437.0

Grid Settings

Extent X [mm]	Extent Y [mm]	Step X [mm]	Step Y [mm]	Distance [mm]
52.0	52.0	4.0	4.0	10.0

Results

Audio File	Measurement Duration [s]	Margin Upper Bound [dB]	Margin Lower Bound [dB]
48k_voice_300-3000_2s.wav	2.0	2.0	1.66

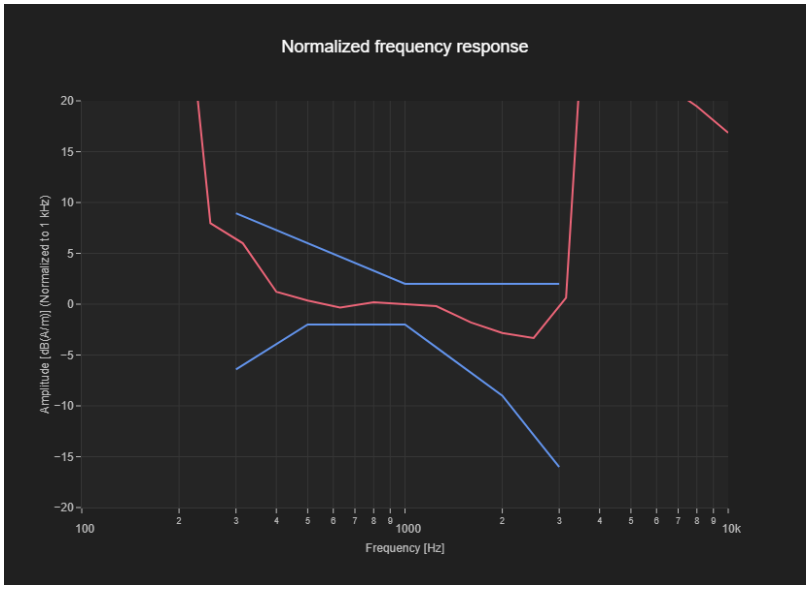

T-Coil Coupling Mode Test Report

Results

Primary Group Contiguous Point Count	Secondary Group Point Count	Secondary Group Max Longitudinal	Secondary Group Max Transverse
86	330	24	26

T-Coil Signal Test Report

Measurement performed on August 27, 2024 at 15:23

Device Under Test

Manufacturer	Model	Dimensions [mm]	Speaker Position [mm]
		146.2 x 71.8 x 7.5	144.3

Hardware Setup

Probe Name	Probe Calibration Date	DAE Name	DAE Calibration Date
AM1DV3 - 1048	June 04, 2024	DAE4 Sn480	September 19, 2023

Communication Systems

Band Name	Communication Systems Name	Channel	Frequency [MHz]
WLAN 2.4GHz	IEEE 802.11g WiFi 2.4 GHz (DSSS-OFDM, 6 Mbps)	6	2437.0

Grid Settings

Extent X [mm]	Extent Y [mm]	Step X [mm]	Step Y [mm]	Distance [mm]
52.0	52.0	4.0	4.0	10.0

Results

Audio File	Measurement Duration [s]	Gain [dB]	Hmax [dB(A/m)]
48k_voice_1kHz_1s.wav	2.0	-8.51	2.99

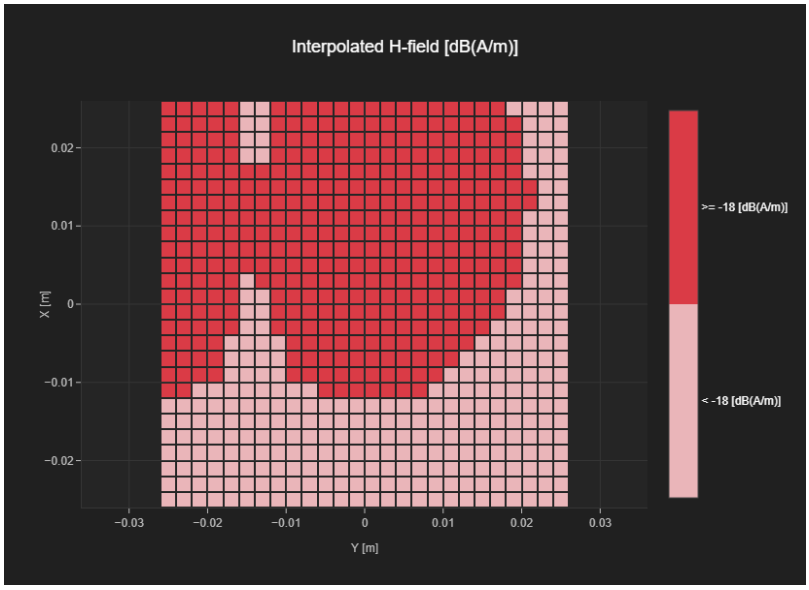

T-Coil Noise Test Report

Measurement performed on August 27, 2024 at 15:45

Device Under Test

Manufacturer	Model	Dimensions [mm]	Speaker Position [mm]
		146.2 x 71.8 x 7.5	144.3

Hardware Setup

Probe Name	Probe Calibration Date	DAE Name	DAE Calibration Date
AM1DV3 - 1048	June 04, 2024	DAE4 Sn480	September 19, 2023

Communication Systems

Band Name	Communication Systems Name	Channel	Frequency [MHz]
WLAN 2.4GHz	IEEE 802.11g WiFi 2.4 GHz (DSSS-OFDM, 6 Mbps)	6	2437.0

Grid Settings

Extent X [mm]	Extent Y [mm]	Step X [mm]	Step Y [mm]	Distance [mm]
52.0	52.0	4.0	4.0	10.0

Results

Secondary Group Point Count	Secondary Group Max Longitudinal	Secondary Group Max Transverse	Hmax [dB(A/m)]
330	24	26	-16.51

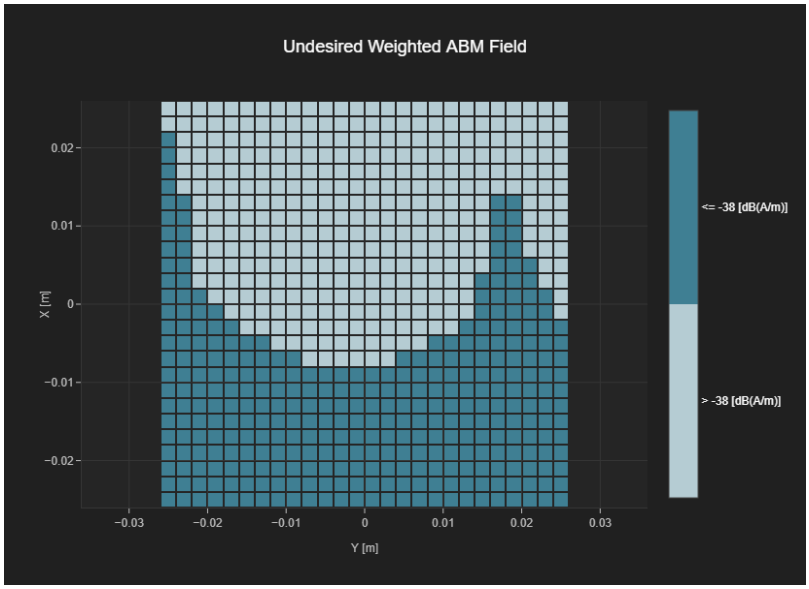

T-Coil Signal Test Report

Measurement performed on August 27, 2024 at 16:11

Device Under Test

Manufacturer	Model	Dimensions [mm]	Speaker Position [mm]
		146.2 x 71.8 x 7.5	144.3

Hardware Setup

Probe Name	Probe Calibration Date	DAE Name	DAE Calibration Date
AM1DV3 - 1048	June 04, 2024	DAE4 Sn480	September 19, 2023

Communication Systems

Band Name	Communication Systems Name	Channel	Frequency [MHz]
WLAN 2.4GHz	IEEE 802.11n (HT Mixed, 20MHz, MCS0, 90pc duty cycle)	6	2437.0

Grid Settings

Extent X [mm]	Extent Y [mm]	Step X [mm]	Step Y [mm]	Distance [mm]
52.0	52.0	4.0	4.0	10.0

Results

Audio File	Measurement Duration [s]	Margin Upper Bound [dB]	Margin Lower Bound [dB]
48k_voice_300-3000_2s.wav	2.0	2.0	1.77

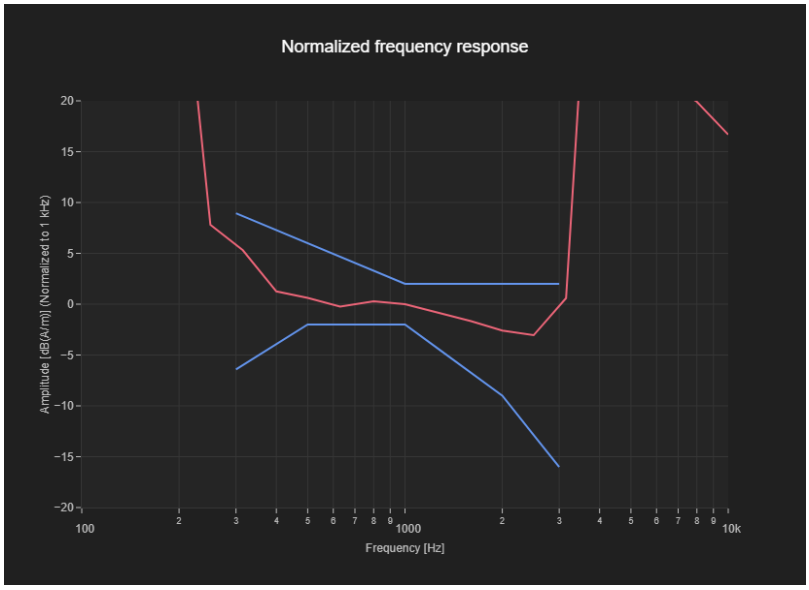

T-Coil Coupling Mode Test Report

Results

Primary Group Contiguous Point Count	Secondary Group Point Count	Secondary Group Max Longitudinal	Secondary Group Max Transverse
168	429	25	26

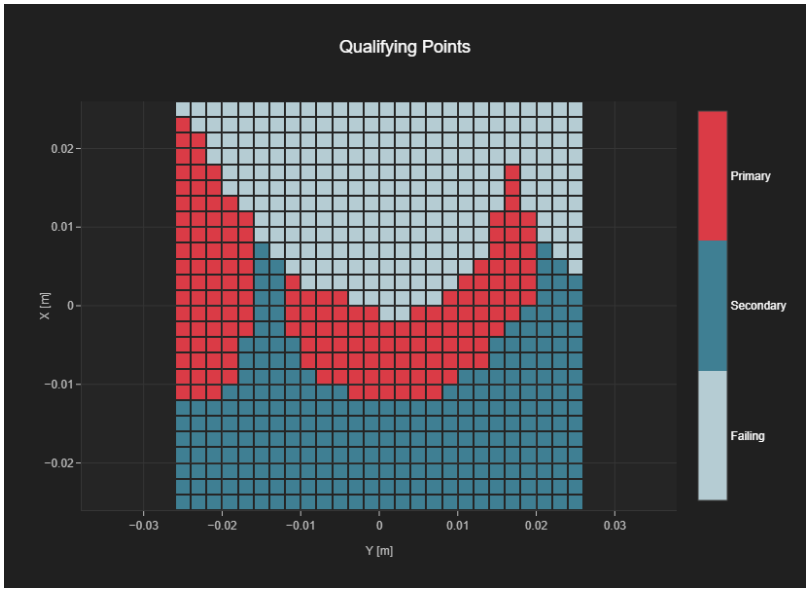

T-Coil Signal Test Report

Measurement performed on August 27, 2024 at 16:11

Device Under Test

Manufacturer	Model	Dimensions [mm]	Speaker Position [mm]
		146.2 x 71.8 x 7.5	144.3

Hardware Setup

Probe Name	Probe Calibration Date	DAE Name	DAE Calibration Date
AM1DV3 - 1048	June 04, 2024	DAE4 Sn480	September 19, 2023

Communication Systems

Band Name	Communication Systems Name	Channel	Frequency [MHz]
WLAN 2.4GHz	IEEE 802.11n (HT Mixed, 20MHz, MCS0, 90pc duty cycle)	6	2437.0

Grid Settings

Extent X [mm]	Extent Y [mm]	Step X [mm]	Step Y [mm]	Distance [mm]
52.0	52.0	4.0	4.0	10.0

Results

Audio File	Measurement Duration [s]	Gain [dB]	Hmax [dB(A/m)]
48k_voice_1kHz_1s.wav	2.0	-8.51	2.1

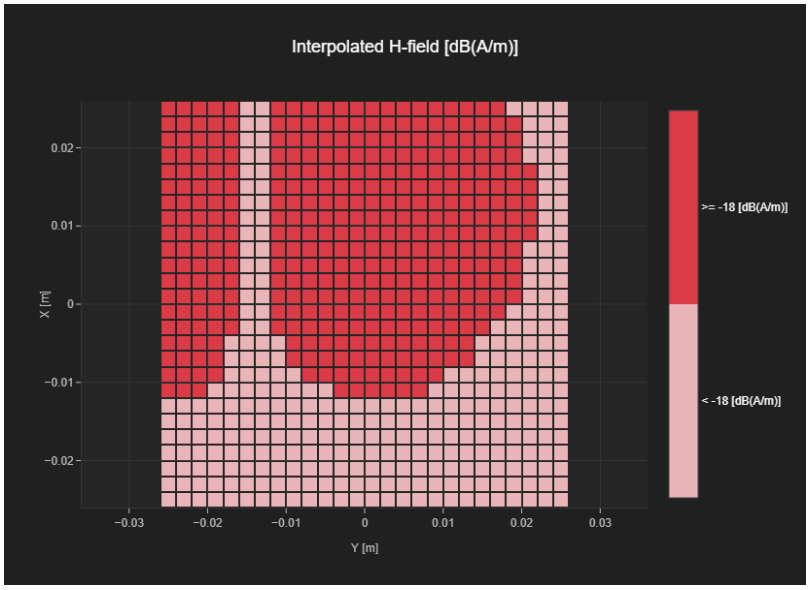

T-Coil Noise Test Report

Measurement performed on August 27, 2024 at 16:01

Device Under Test

Manufacturer	Model	Dimensions [mm]	Speaker Position [mm]
		146.2 x 71.8 x 7.5	144.3

Hardware Setup

Probe Name	Probe Calibration Date	DAE Name	DAE Calibration Date
AM1DV3 - 1048	June 04, 2024	DAE4 Sn480	September 19, 2023

Communication Systems

Band Name	Communication Systems Name	Channel	Frequency [MHz]
WLAN 2.4GHz	IEEE 802.11n (HT Mixed, 20MHz, MCS0, 90pc duty cycle)	6	2437.0

Grid Settings

Extent X [mm]	Extent Y [mm]	Step X [mm]	Step Y [mm]	Distance [mm]
52.0	52.0	4.0	4.0	10.0

Results

Secondary Group Point Count	Secondary Group Max Longitudinal	Secondary Group Max Transverse	Hmax [dB(A/m)]
429	25	26	-21.8

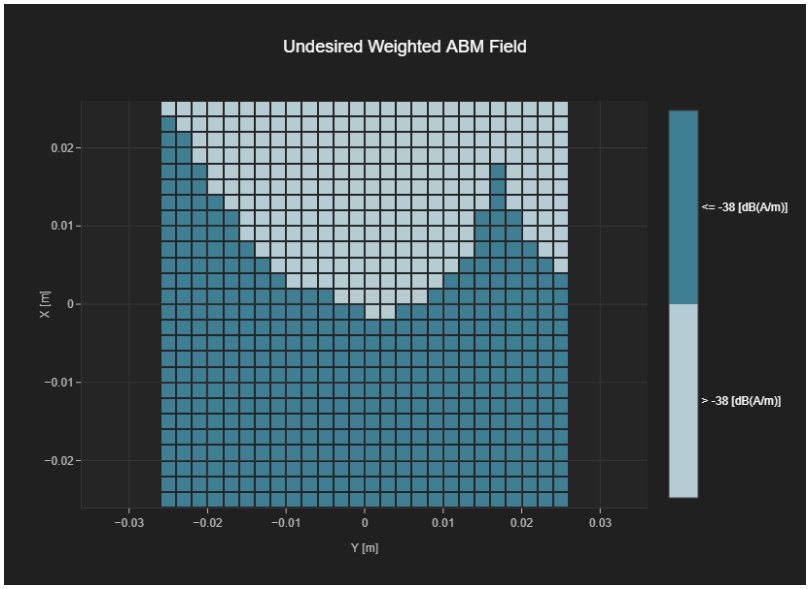

T-Coil Signal Test Report

Measurement performed on August 27, 2024 at 18:06

Device Under Test

Manufacturer	Model	Dimensions [mm]	Speaker Position [mm]
		146.2 x 71.8 x 7.5	144.3

Hardware Setup

Probe Name	Probe Calibration Date	DAE Name	DAE Calibration Date
AM1DV3 - 1048	June 04, 2024	DAE4 Sn480	September 19, 2023

Communication Systems

Band Name	Communication Systems Name	Channel	Frequency [MHz]
WLAN 2.4GHz	IEEE 802.11n (HT Mixed, 40MHz, MCS0, 90pc duty cycle)	6	2437.0

Grid Settings

Extent X [mm]	Extent Y [mm]	Step X [mm]	Step Y [mm]	Distance [mm]
52.0	52.0	4.0	4.0	10.0

Results

Audio File	Measurement Duration [s]	Margin Upper Bound [dB]	Margin Lower Bound [dB]
48k_voice_300-3000_2s.wav	2.0	1.74	1.82

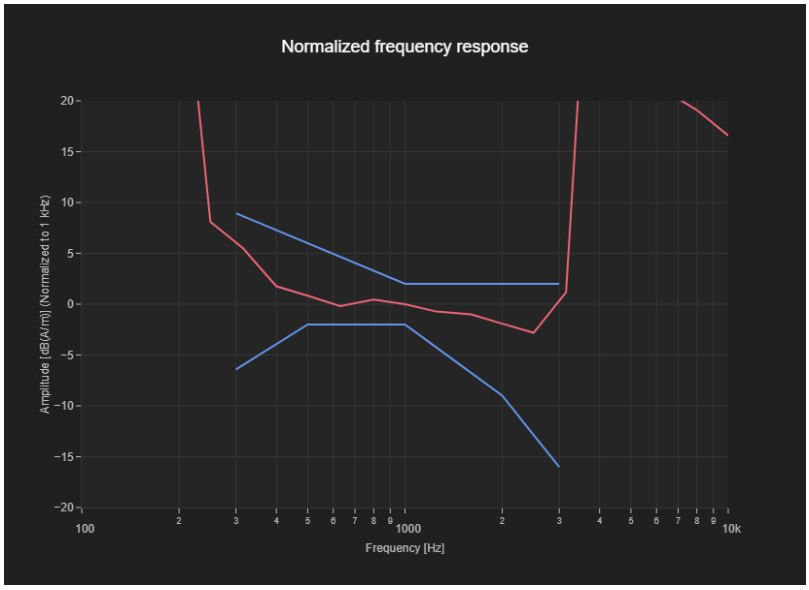

T-Coil Coupling Mode Test Report

Results

Primary Group Contiguous Point Count	Secondary Group Point Count	Secondary Group Max Longitudinal	Secondary Group Max Transverse
149	405	25	26

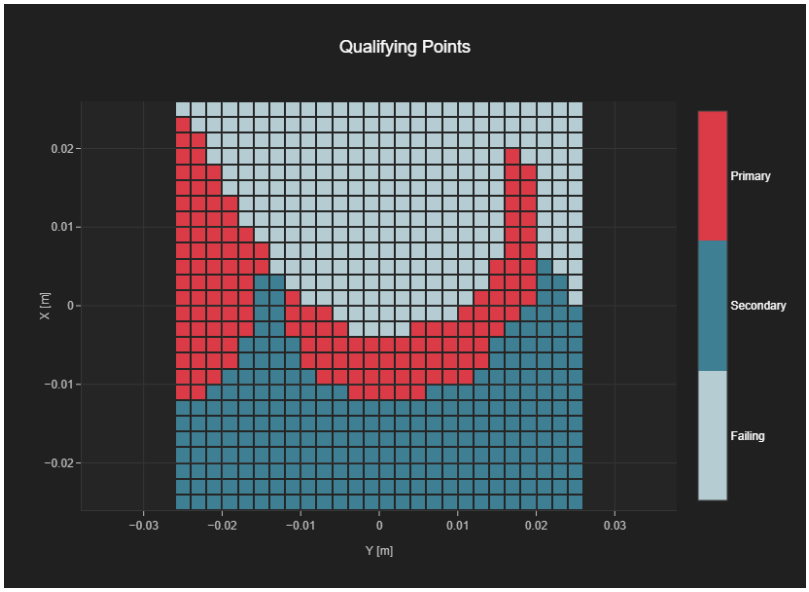

T-Coil Signal Test Report

Measurement performed on August 27, 2024 at 18:06

Device Under Test

Manufacturer	Model	Dimensions [mm]	Speaker Position [mm]
		146.2 x 71.8 x 7.5	144.3

Hardware Setup

Probe Name	Probe Calibration Date	DAE Name	DAE Calibration Date
AM1DV3 - 1048	June 04, 2024	DAE4 Sn480	September 19, 2023

Communication Systems

Band Name	Communication Systems Name	Channel	Frequency [MHz]
WLAN 2.4GHz	IEEE 802.11n (HT Mixed, 40MHz, MCS0, 90pc duty cycle)	6	2437.0

Grid Settings

Extent X [mm]	Extent Y [mm]	Step X [mm]	Step Y [mm]	Distance [mm]
52.0	52.0	4.0	4.0	10.0

Results

Audio File	Measurement Duration [s]	Gain [dB]	Hmax [dB(A/m)]
48k_voice_1kHz_1s.wav	2.0	-8.51	1.77

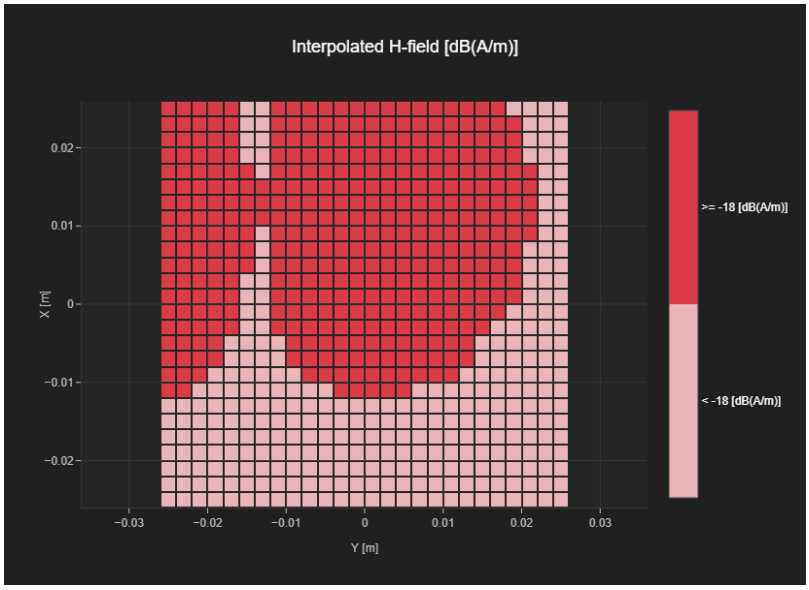

T-Coil Noise Test Report

Measurement performed on August 27, 2024 at 17:56

Device Under Test

Manufacturer	Model	Dimensions [mm]	Speaker Position [mm]
		146.2 x 71.8 x 7.5	144.3

Hardware Setup

Probe Name	Probe Calibration Date	DAE Name	DAE Calibration Date
AM1DV3 - 1048	June 04, 2024	DAE4 Sn480	September 19, 2023

Communication Systems

Band Name	Communication Systems Name	Channel	Frequency [MHz]
WLAN 2.4GHz	IEEE 802.11n (HT Mixed, 40MHz, MCS0, 90pc duty cycle)	6	2437.0

Grid Settings

Extent X [mm]	Extent Y [mm]	Step X [mm]	Step Y [mm]	Distance [mm]
52.0	52.0	4.0	4.0	10.0

Results

Secondary Group Point Count	Secondary Group Max Longitudinal	Secondary Group Max Transverse	Hmax [dB(A/m)]
405	25	26	-21.26

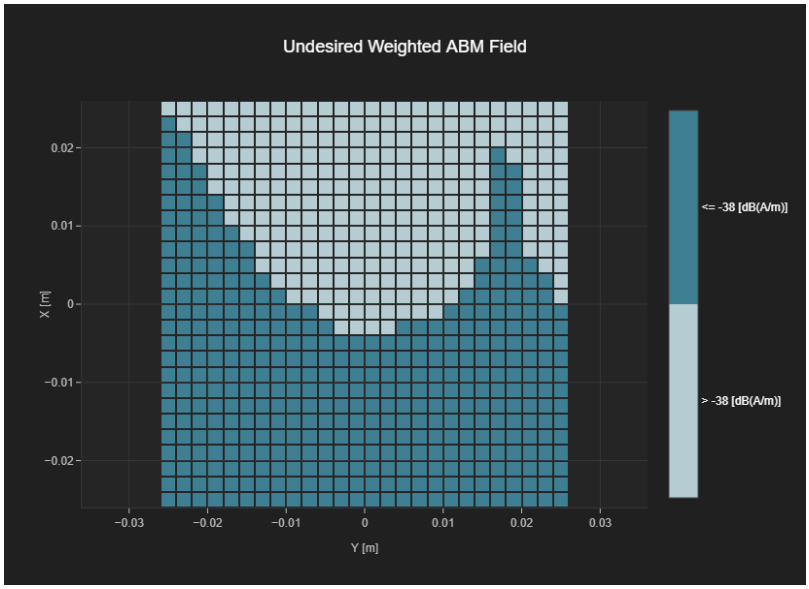

T-Coil Signal Test Report

Measurement performed on August 27, 2024 at 18:52

Device Under Test

Manufacturer	Model	Dimensions [mm]	Speaker Position [mm]
		146.2 x 71.8 x 7.5	144.3

Hardware Setup

Probe Name	Probe Calibration Date	DAE Name	DAE Calibration Date
AM1DV3 - 1048	June 04, 2024	DAE4 Sn480	September 19, 2023

Communication Systems

Band Name	Communication Systems Name	Channel	Frequency [MHz]
WLAN 2.4GHz	IEEE 802.11ac WiFi (20MHz, MCS0, 90pc duty cycle)	6	2437.0

Grid Settings

Extent X [mm]	Extent Y [mm]	Step X [mm]	Step Y [mm]	Distance [mm]
52.0	52.0	4.0	4.0	10.0

Results

Audio File	Measurement Duration [s]	Margin Upper Bound [dB]	Margin Lower Bound [dB]
48k_voice_300-3000_2s.wav	2.0	1.83	1.72

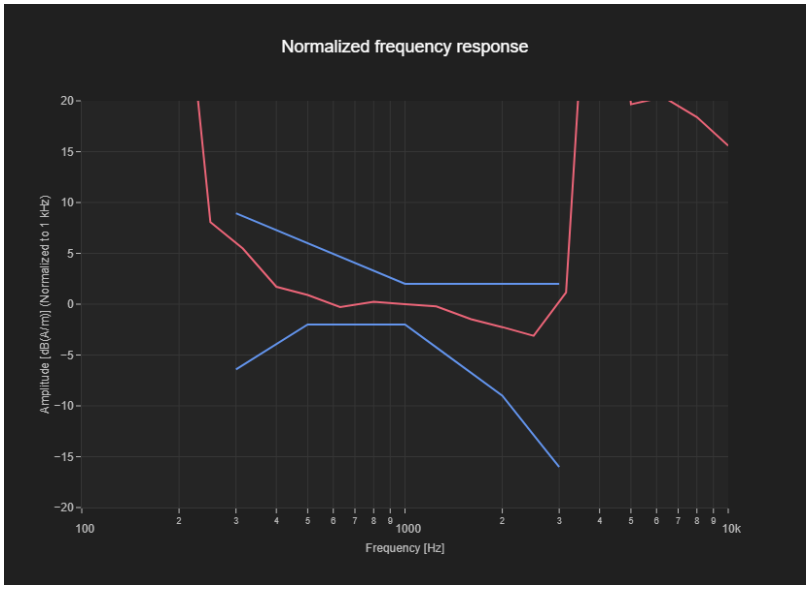

T-Coil Coupling Mode Test Report

Results

Primary Group Contiguous Point Count	Secondary Group Point Count	Secondary Group Max Longitudinal	Secondary Group Max Transverse
100	352	22	26

T-Coil Signal Test Report

Measurement performed on August 27, 2024 at 18:52

Device Under Test

Manufacturer	Model	Dimensions [mm]	Speaker Position [mm]
		146.2 x 71.8 x 7.5	144.3

Hardware Setup

Probe Name	Probe Calibration Date	DAE Name	DAE Calibration Date
AM1DV3 - 1048	June 04, 2024	DAE4 Sn480	September 19, 2023

Communication Systems

Band Name	Communication Systems Name	Channel	Frequency [MHz]
WLAN 2.4GHz	IEEE 802.11ac WiFi (20MHz, MCS0, 90pc duty cycle)	6	2437.0

Grid Settings

Extent X [mm]	Extent Y [mm]	Step X [mm]	Step Y [mm]	Distance [mm]
52.0	52.0	4.0	4.0	10.0

Results

Audio File	Measurement Duration [s]	Gain [dB]	Hmax [dB(A/m)]
48k_voice_1kHz_1s.wav	2.0	-8.51	3.36

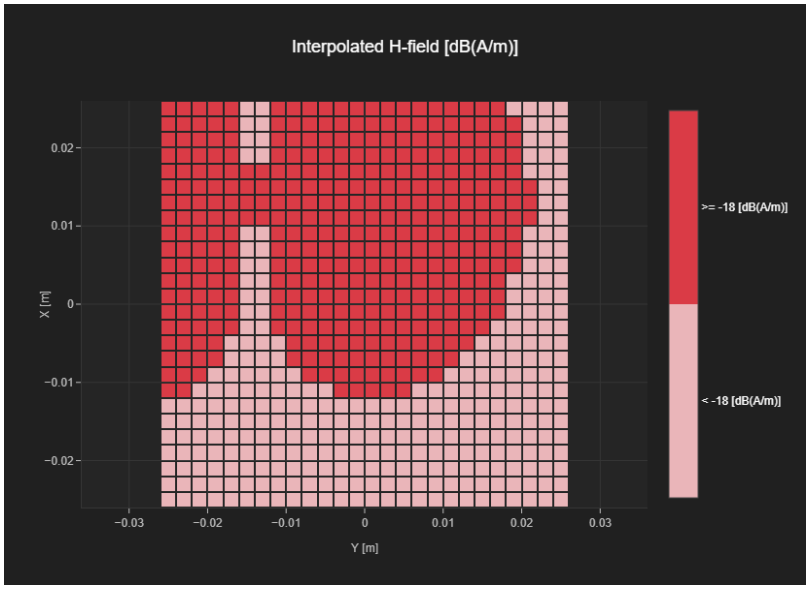

T-Coil Noise Test Report

Measurement performed on August 27, 2024 at 19:02

Device Under Test

Manufacturer	Model	Dimensions [mm]	Speaker Position [mm]
		146.2 x 71.8 x 7.5	144.3

Hardware Setup

Probe Name	Probe Calibration Date	DAE Name	DAE Calibration Date
AM1DV3 - 1048	June 04, 2024	DAE4 Sn480	September 19, 2023

Communication Systems

Band Name	Communication Systems Name	Channel	Frequency [MHz]
WLAN 2.4GHz	IEEE 802.11ac WiFi (20MHz, MCS0, 90pc duty cycle)	6	2437.0

Grid Settings

Extent X [mm]	Extent Y [mm]	Step X [mm]	Step Y [mm]	Distance [mm]
52.0	52.0	4.0	4.0	10.0

Results

Secondary Group Point Count	Secondary Group Max Longitudinal	Secondary Group Max Transverse	Hmax [dB(A/m)]
352	22	26	-18.41

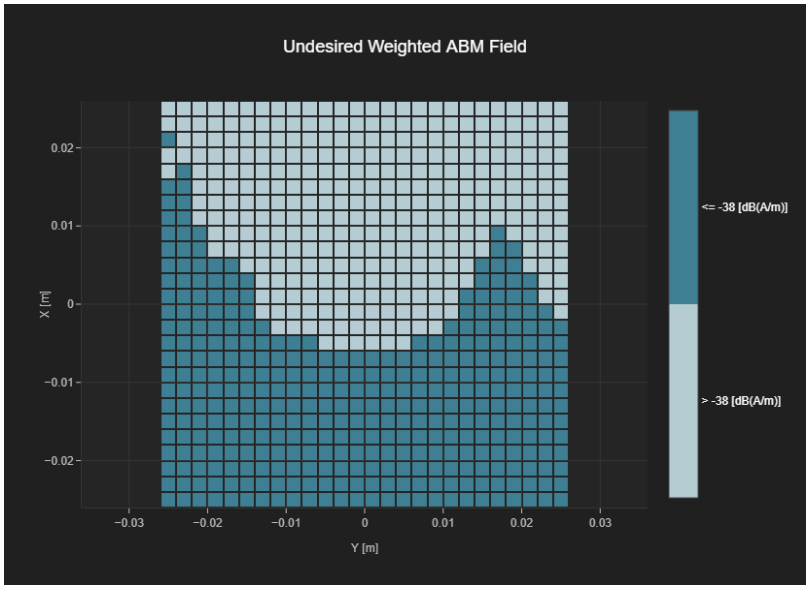

T-Coil Signal Test Report

Measurement performed on August 27, 2024 at 19:26

Device Under Test

Manufacturer	Model	Dimensions [mm]	Speaker Position [mm]
		146.2 x 71.8 x 7.5	144.3

Hardware Setup

Probe Name	Probe Calibration Date	DAE Name	DAE Calibration Date
AM1DV3 - 1048	June 04, 2024	DAE4 Sn480	September 19, 2023

Communication Systems

Band Name	Communication Systems Name	Channel	Frequency [MHz]
WLAN 2.4GHz	IEEE 802.11ac WiFi (40MHz, MCS0, 90pc duty cycle)	6	2437.0

Grid Settings

Extent X [mm]	Extent Y [mm]	Step X [mm]	Step Y [mm]	Distance [mm]
52.0	52.0	4.0	4.0	10.0

Results

Audio File	Measurement Duration [s]	Margin Upper Bound [dB]	Margin Lower Bound [dB]
48k_voice_300-3000_2s.wav	2.0	1.44	2.0

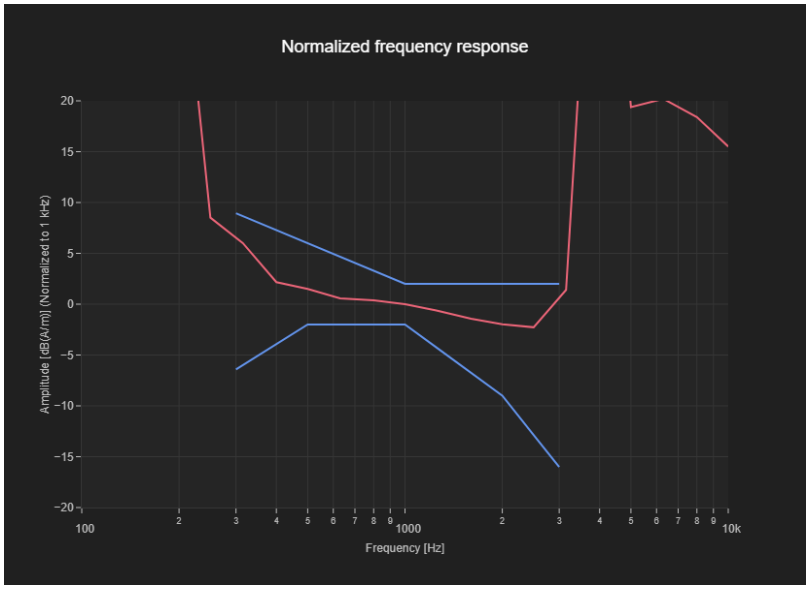

T-Coil Coupling Mode Test Report

Results

Primary Group Contiguous Point Count	Secondary Group Point Count	Secondary Group Max Longitudinal	Secondary Group Max Transverse
193	460	26	26

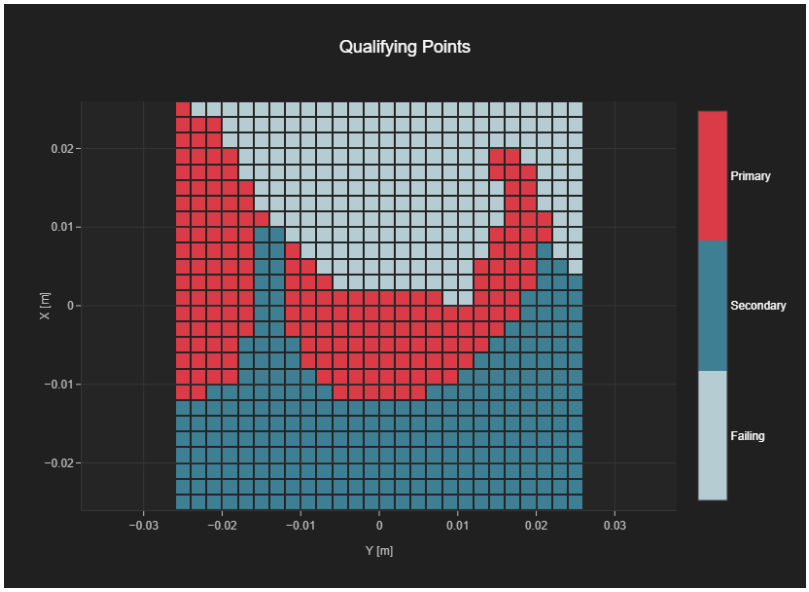

T-Coil Signal Test Report

Measurement performed on August 27, 2024 at 19:26

Device Under Test

Manufacturer	Model	Dimensions [mm]	Speaker Position [mm]
		146.2 x 71.8 x 7.5	144.3

Hardware Setup

Probe Name	Probe Calibration Date	DAE Name	DAE Calibration Date
AM1DV3 - 1048	June 04, 2024	DAE4 Sn480	September 19, 2023

Communication Systems

Band Name	Communication Systems Name	Channel	Frequency [MHz]
WLAN 2.4GHz	IEEE 802.11ac WiFi (40MHz, MCS0, 90pc duty cycle)	6	2437.0

Grid Settings

Extent X [mm]	Extent Y [mm]	Step X [mm]	Step Y [mm]	Distance [mm]
52.0	52.0	4.0	4.0	10.0

Results

Audio File	Measurement Duration [s]	Gain [dB]	Hmax [dB(A/m)]
48k_voice_1kHz_1s.wav	2.0	-8.51	3.21

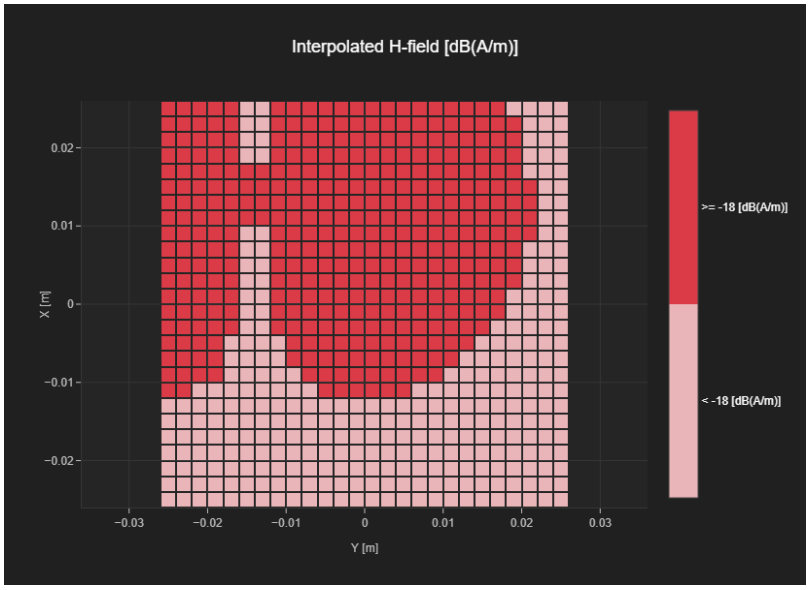

T-Coil Noise Test Report

Measurement performed on August 27, 2024 at 19:14

Device Under Test

Manufacturer	Model	Dimensions [mm]	Speaker Position [mm]
		146.2 x 71.8 x 7.5	144.3

Hardware Setup

Probe Name	Probe Calibration Date	DAE Name	DAE Calibration Date
AM1DV3 - 1048	June 04, 2024	DAE4 Sn480	September 19, 2023

Communication Systems

Band Name	Communication Systems Name	Channel	Frequency [MHz]
WLAN 2.4GHz	IEEE 802.11ac WiFi (40MHz, MCS0, 90pc duty cycle)	6	2437.0

Grid Settings

Extent X [mm]	Extent Y [mm]	Step X [mm]	Step Y [mm]	Distance [mm]
52.0	52.0	4.0	4.0	10.0

Results

Secondary Group Point Count	Secondary Group Max Longitudinal	Secondary Group Max Transverse	Hmax [dB(A/m)]
460	26	26	-21.86

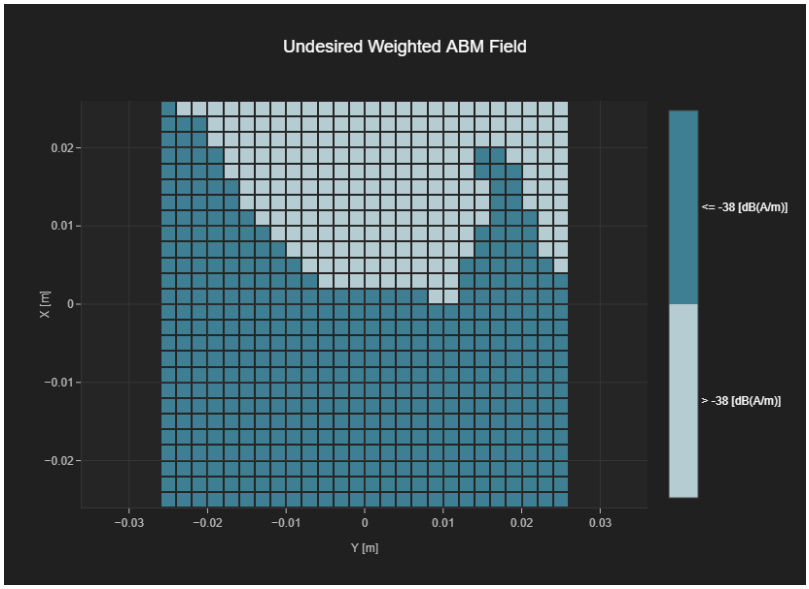

T-Coil Signal Test Report

Measurement performed on September 10, 2024 at 15:21

Device Under Test

Manufacturer	Model	Dimensions [mm]	Speaker Position [mm]
		146.2 x 71.8 x 7.5	144.3

Hardware Setup

Probe Name	Probe Calibration Date	DAE Name	DAE Calibration Date
AM1DV3 - 1048	June 04, 2024	DAE4 Sn480	September 19, 2023

Communication Systems

Band Name	Communication Systems Name	Channel	Frequency [MHz]
WLAN 2.4GHz	IEEE 802.11ax (20MHz, MCS0, 99pc duty cycle)	6	2437.0

Grid Settings

Extent X [mm]	Extent Y [mm]	Step X [mm]	Step Y [mm]	Distance [mm]
52.0	52.0	4.0	4.0	10.0

Results

Audio File	Measurement Duration [s]	Margin Upper Bound [dB]	Margin Lower Bound [dB]
48k_voice_300-3000_2s.wav	2.0	1.96	2.0

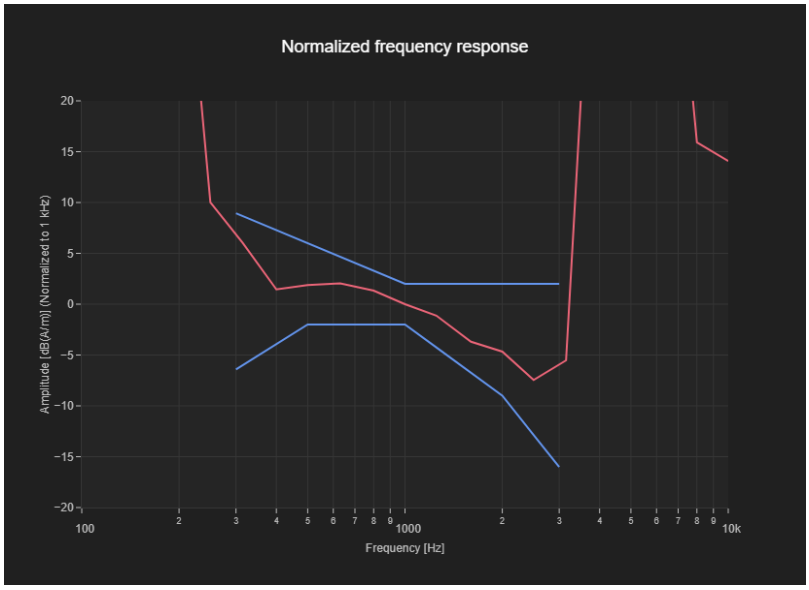

T-Coil Coupling Mode Test Report

Results

Primary Group Contiguous Point Count	Secondary Group Point Count	Secondary Group Max Longitudinal	Secondary Group Max Transverse
183	352	21	26

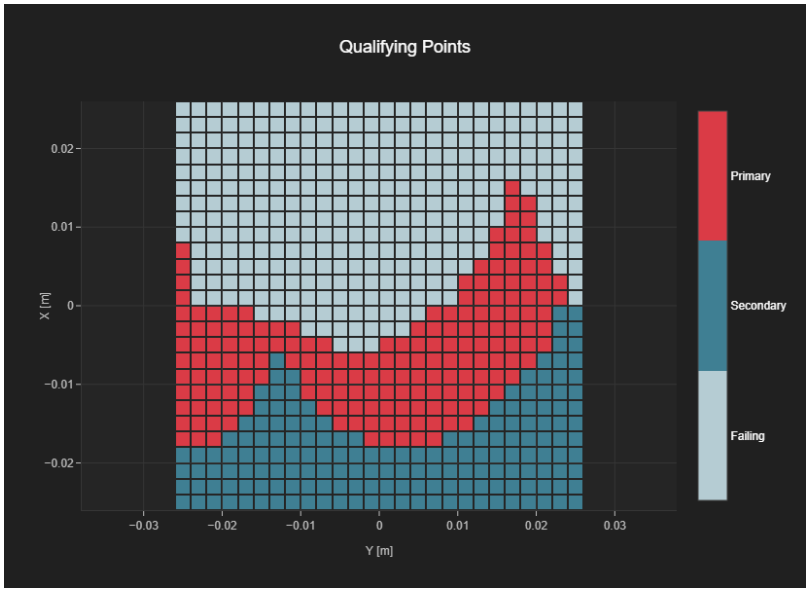

T-Coil Signal Test Report

Measurement performed on September 10, 2024 at 15:21

Device Under Test

Manufacturer	Model	Dimensions [mm]	Speaker Position [mm]
		146.2 x 71.8 x 7.5	144.3

Hardware Setup

Probe Name	Probe Calibration Date	DAE Name	DAE Calibration Date
AM1DV3 - 1048	June 04, 2024	DAE4 Sn480	September 19, 2023

Communication Systems

Band Name	Communication Systems Name	Channel	Frequency [MHz]
WLAN 2.4GHz	IEEE 802.11ax (20MHz, MCS0, 99pc duty cycle)	6	2437.0

Grid Settings

Extent X [mm]	Extent Y [mm]	Step X [mm]	Step Y [mm]	Distance [mm]
52.0	52.0	4.0	4.0	10.0

Results

Audio File	Measurement Duration [s]	Gain [dB]	Hmax [dB(A/m)]
48k_voice_1kHz_1s.wav	2.0	-8.51	4.2

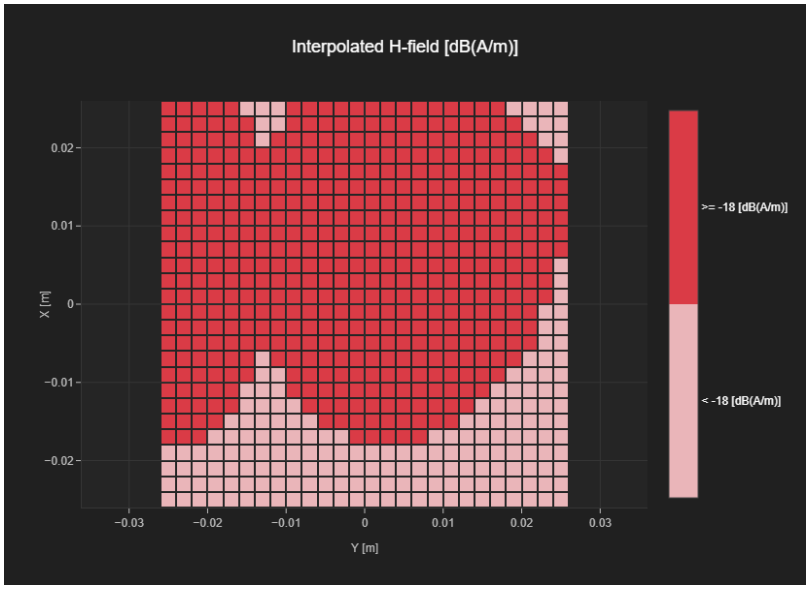

T-Coil Noise Test Report

Measurement performed on September 10, 2024 at 15:11

Device Under Test

Manufacturer	Model	Dimensions [mm]	Speaker Position [mm]
		146.2 x 71.8 x 7.5	144.3

Hardware Setup

Probe Name	Probe Calibration Date	DAE Name	DAE Calibration Date
AM1DV3 - 1048	June 04, 2024	DAE4 Sn480	September 19, 2023

Communication Systems

Band Name	Communication Systems Name	Channel	Frequency [MHz]
WLAN 2.4GHz	IEEE 802.11ax (20MHz, MCS0, 99pc duty cycle)	6	2437.0

Grid Settings

Extent X [mm]	Extent Y [mm]	Step X [mm]	Step Y [mm]	Distance [mm]
52.0	52.0	4.0	4.0	10.0

Results

Secondary Group Point Count	Secondary Group Max Longitudinal	Secondary Group Max Transverse	Hmax [dB(A/m)]
352	21	26	-14.37

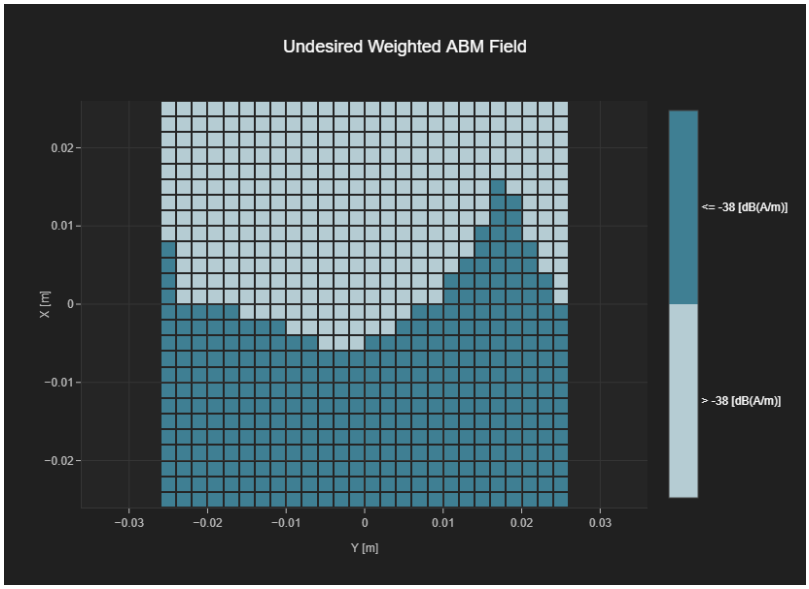

T-Coil Signal Test Report

Measurement performed on August 31, 2024 at 16:18

Device Under Test

Manufacturer	Model	Dimensions [mm]	Speaker Position [mm]
		146.2 x 71.8 x 7.5	144.3

Hardware Setup

Probe Name	Probe Calibration Date	DAE Name	DAE Calibration Date
AM1DV3 - 1048	June 04, 2024	DAE4 Sn480	September 19, 2023

Communication Systems

Band Name	Communication Systems Name	Channel	Frequency [MHz]
WLAN 5GHz	IEEE 802.11a WiFi 5 GHz (OFDM, 6 Mbps, 96pc duty cycle)	44	5220.0

Grid Settings

Extent X [mm]	Extent Y [mm]	Step X [mm]	Step Y [mm]	Distance [mm]
52.0	52.0	4.0	4.0	10.0

Results

Audio File	Measurement Duration [s]	Margin Upper Bound [dB]	Margin Lower Bound [dB]
48k_voice_300-3000_2s.wav	2.0	1.89	0.71

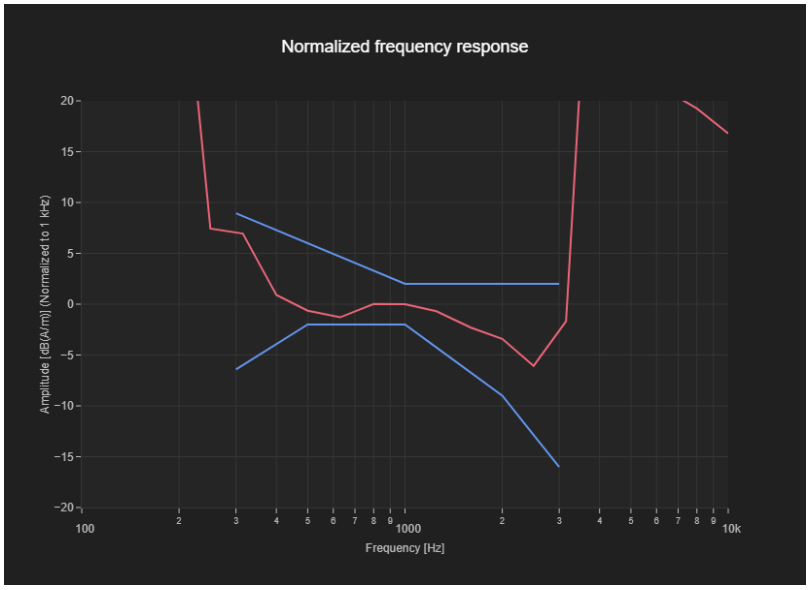

T-Coil Coupling Mode Test Report

Results

Primary Group Contiguous Point Count	Secondary Group Point Count	Secondary Group Max Longitudinal	Secondary Group Max Transverse
119	362	21	26

T-Coil Signal Test Report

Measurement performed on August 31, 2024 at 16:18

Device Under Test

Manufacturer	Model	Dimensions [mm]	Speaker Position [mm]
		146.2 x 71.8 x 7.5	144.3

Hardware Setup

Probe Name	Probe Calibration Date	DAE Name	DAE Calibration Date
AM1DV3 - 1048	June 04, 2024	DAE4 Sn480	September 19, 2023

Communication Systems

Band Name	Communication Systems Name	Channel	Frequency [MHz]
WLAN 5GHz	IEEE 802.11a WiFi 5 GHz (OFDM, 6 Mbps, 96pc duty cycle)	44	5220.0

Grid Settings

Extent X [mm]	Extent Y [mm]	Step X [mm]	Step Y [mm]	Distance [mm]
52.0	52.0	4.0	4.0	10.0

Results

Audio File	Measurement Duration [s]	Gain [dB]	Hmax [dB(A/m)]
48k_voice_1kHz_1s.wav	2.0	-8.51	3.6

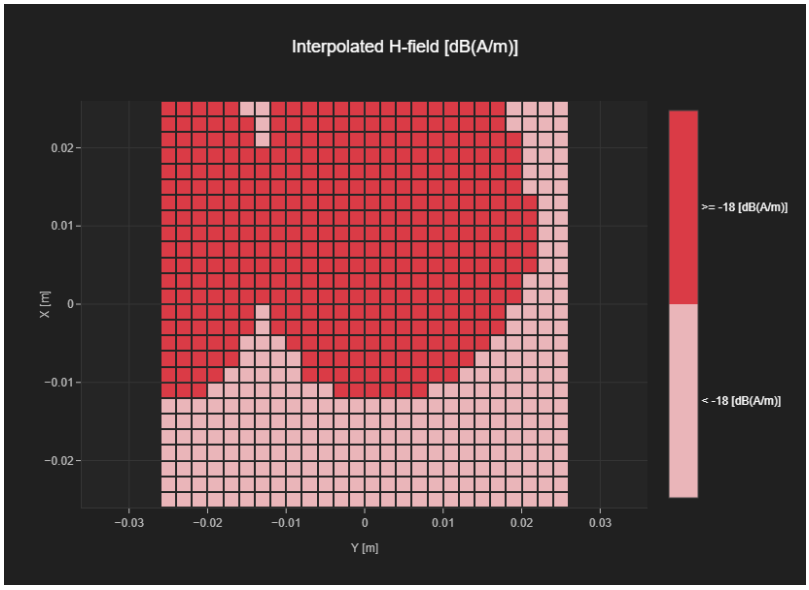

T-Coil Noise Test Report

Measurement performed on August 31, 2024 at 16:28

Device Under Test

Manufacturer	Model	Dimensions [mm]	Speaker Position [mm]
		146.2 x 71.8 x 7.5	144.3

Hardware Setup

Probe Name	Probe Calibration Date	DAE Name	DAE Calibration Date
AM1DV3 - 1048	June 04, 2024	DAE4 Sn480	September 19, 2023

Communication Systems

Band Name	Communication Systems Name	Channel	Frequency [MHz]
WLAN 5GHz	IEEE 802.11a WiFi 5 GHz (OFDM, 6 Mbps, 96pc duty cycle)	44	5220.0

Grid Settings

Extent X [mm]	Extent Y [mm]	Step X [mm]	Step Y [mm]	Distance [mm]
52.0	52.0	4.0	4.0	10.0

Results

Secondary Group Point Count	Secondary Group Max Longitudinal	Secondary Group Max Transverse	Hmax [dB(A/m)]
362	21	26	-23.61

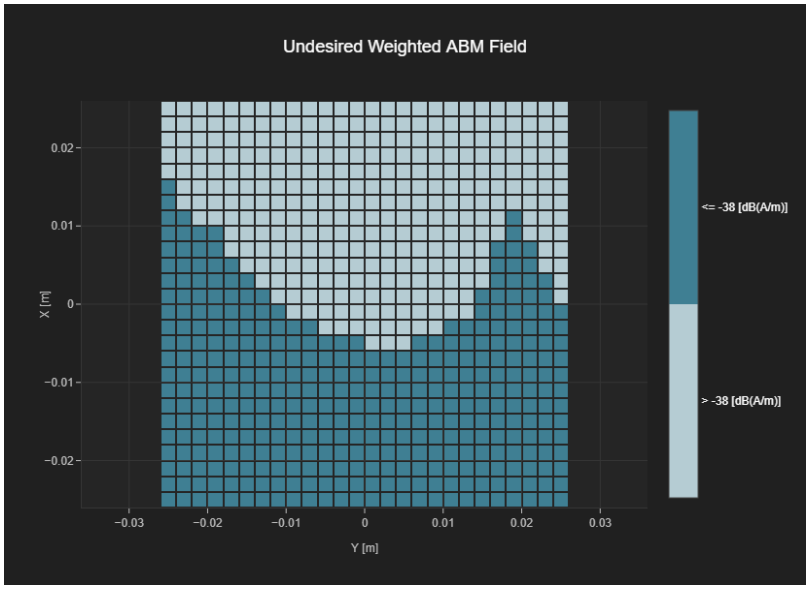

T-Coil Signal Test Report

Measurement performed on August 31, 2024 at 16:52

Device Under Test

Manufacturer	Model	Dimensions [mm]	Speaker Position [mm]
		146.2 x 71.8 x 7.5	144.3

Hardware Setup

Probe Name	Probe Calibration Date	DAE Name	DAE Calibration Date
AM1DV3 - 1048	June 04, 2024	DAE4 Sn480	September 19, 2023

Communication Systems

Band Name	Communication Systems Name	Channel	Frequency [MHz]
WLAN 5GHz	IEEE 802.11a WiFi 5 GHz (OFDM, 6 Mbps, 96pc duty cycle)	60	5300.0

Grid Settings

Extent X [mm]	Extent Y [mm]	Step X [mm]	Step Y [mm]	Distance [mm]
52.0	52.0	4.0	4.0	10.0

Results

Audio File	Measurement Duration [s]	Margin Upper Bound [dB]	Margin Lower Bound [dB]
48k_voice_300-3000_2s.wav	2.0	2.0	0.29

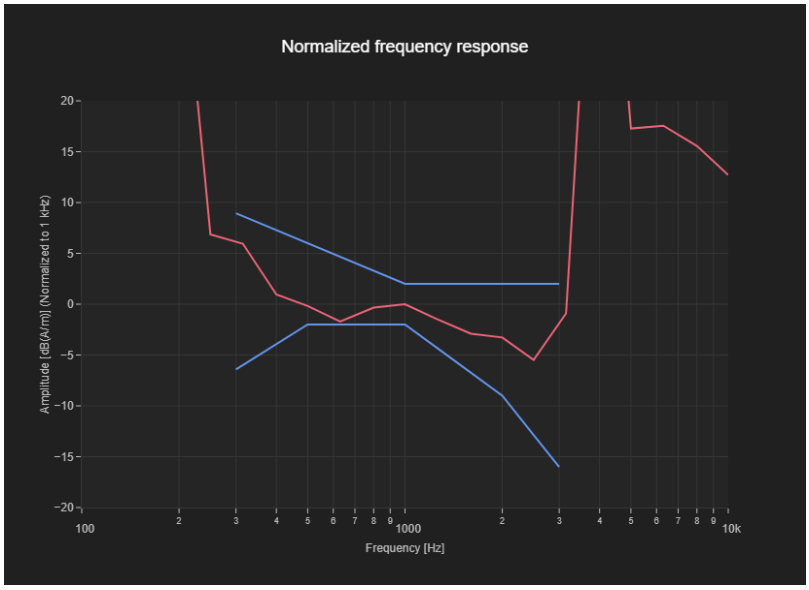

T-Coil Coupling Mode Test Report

Results

Primary Group Contiguous Point Count	Secondary Group Point Count	Secondary Group Max Longitudinal	Secondary Group Max Transverse
170	413	23	26

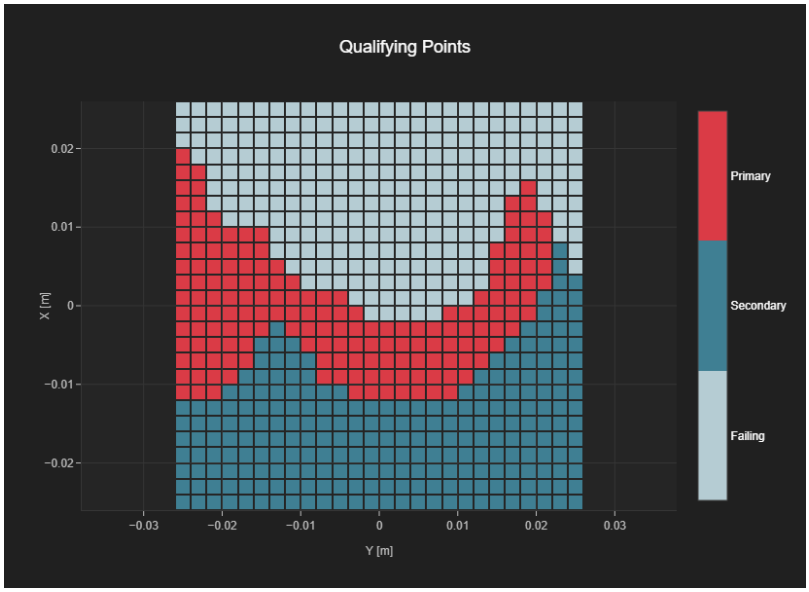

T-Coil Signal Test Report

Measurement performed on August 31, 2024 at 16:52

Device Under Test

Manufacturer	Model	Dimensions [mm]	Speaker Position [mm]
		146.2 x 71.8 x 7.5	144.3

Hardware Setup

Probe Name	Probe Calibration Date	DAE Name	DAE Calibration Date
AM1DV3 - 1048	June 04, 2024	DAE4 Sn480	September 19, 2023

Communication Systems

Band Name	Communication Systems Name	Channel	Frequency [MHz]
WLAN 5GHz	IEEE 802.11a WiFi 5 GHz (OFDM, 6 Mbps, 96pc duty cycle)	60	5300.0

Grid Settings

Extent X [mm]	Extent Y [mm]	Step X [mm]	Step Y [mm]	Distance [mm]
52.0	52.0	4.0	4.0	10.0

Results

Audio File	Measurement Duration [s]	Gain [dB]	Hmax [dB(A/m)]
48k_voice_1kHz_1s.wav	2.0	-8.51	3.04

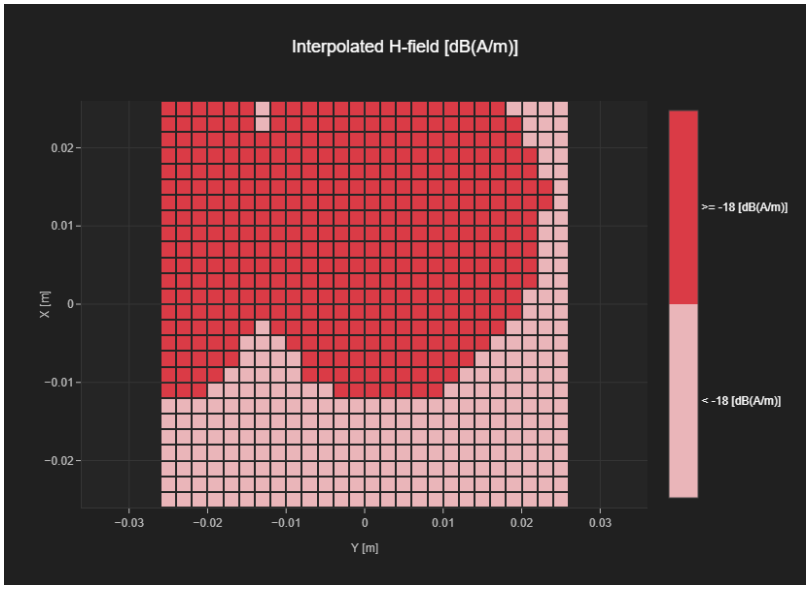

T-Coil Noise Test Report

Measurement performed on August 31, 2024 at 17:03

Device Under Test

Manufacturer	Model	Dimensions [mm]	Speaker Position [mm]
		146.2 x 71.8 x 7.5	144.3

Hardware Setup

Probe Name	Probe Calibration Date	DAE Name	DAE Calibration Date
AM1DV3 - 1048	June 04, 2024	DAE4 Sn480	September 19, 2023

Communication Systems

Band Name	Communication Systems Name	Channel	Frequency [MHz]
WLAN 5GHz	IEEE 802.11a WiFi 5 GHz (OFDM, 6 Mbps, 96pc duty cycle)	60	5300.0

Grid Settings

Extent X [mm]	Extent Y [mm]	Step X [mm]	Step Y [mm]	Distance [mm]
52.0	52.0	4.0	4.0	10.0

Results

Secondary Group Point Count	Secondary Group Max Longitudinal	Secondary Group Max Transverse	Hmax [dB(A/m)]
413	23	26	-26.18

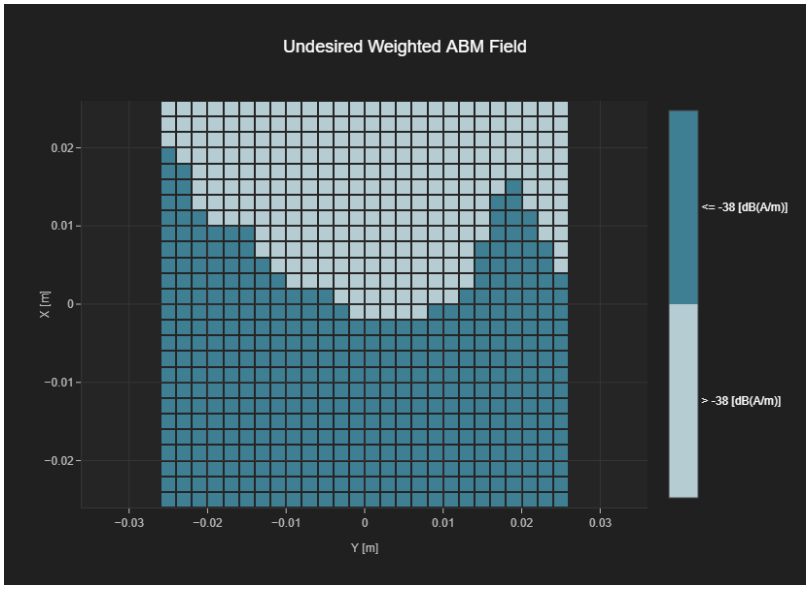

T-Coil Signal Test Report

Measurement performed on August 31, 2024 at 17:29

Device Under Test

Manufacturer	Model	Dimensions [mm]	Speaker Position [mm]
		146.2 x 71.8 x 7.5	144.3

Hardware Setup

Probe Name	Probe Calibration Date	DAE Name	DAE Calibration Date
AM1DV3 - 1048	June 04, 2024	DAE4 Sn480	September 19, 2023

Communication Systems

Band Name	Communication Systems Name	Channel	Frequency [MHz]
WLAN 5GHz	IEEE 802.11a WiFi 5 GHz (OFDM, 6 Mbps, 96pc duty cycle)	116	5580.0

Grid Settings

Extent X [mm]	Extent Y [mm]	Step X [mm]	Step Y [mm]	Distance [mm]
52.0	52.0	4.0	4.0	10.0

Results

Audio File	Measurement Duration [s]	Margin Upper Bound [dB]	Margin Lower Bound [dB]
48k_voice_300-3000_2s.wav	2.0	0.83	1.26

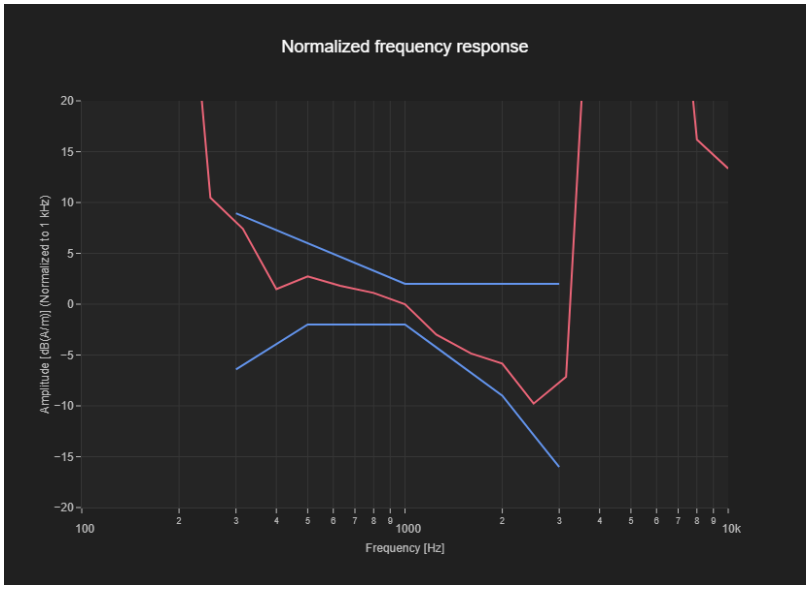

T-Coil Coupling Mode Test Report

Results

Primary Group Contiguous Point Count	Secondary Group Point Count	Secondary Group Max Longitudinal	Secondary Group Max Transverse
145	369	21	26

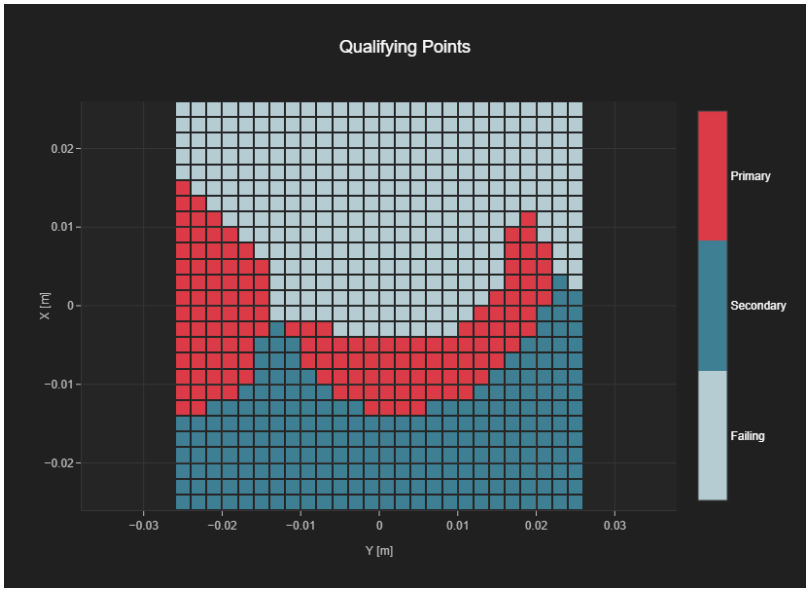

T-Coil Signal Test Report

Measurement performed on August 31, 2024 at 17:29

Device Under Test

Manufacturer	Model	Dimensions [mm]	Speaker Position [mm]
		146.2 x 71.8 x 7.5	144.3

Hardware Setup

Probe Name	Probe Calibration Date	DAE Name	DAE Calibration Date
AM1DV3 - 1048	June 04, 2024	DAE4 Sn480	September 19, 2023

Communication Systems

Band Name	Communication Systems Name	Channel	Frequency [MHz]
WLAN 5GHz	IEEE 802.11a WiFi 5 GHz (OFDM, 6 Mbps, 96pc duty cycle)	116	5580.0

Grid Settings

Extent X [mm]	Extent Y [mm]	Step X [mm]	Step Y [mm]	Distance [mm]
52.0	52.0	4.0	4.0	10.0

Results

Audio File	Measurement Duration [s]	Gain [dB]	Hmax [dB(A/m)]
48k_voice_1kHz_1s.wav	2.0	-8.51	4.13

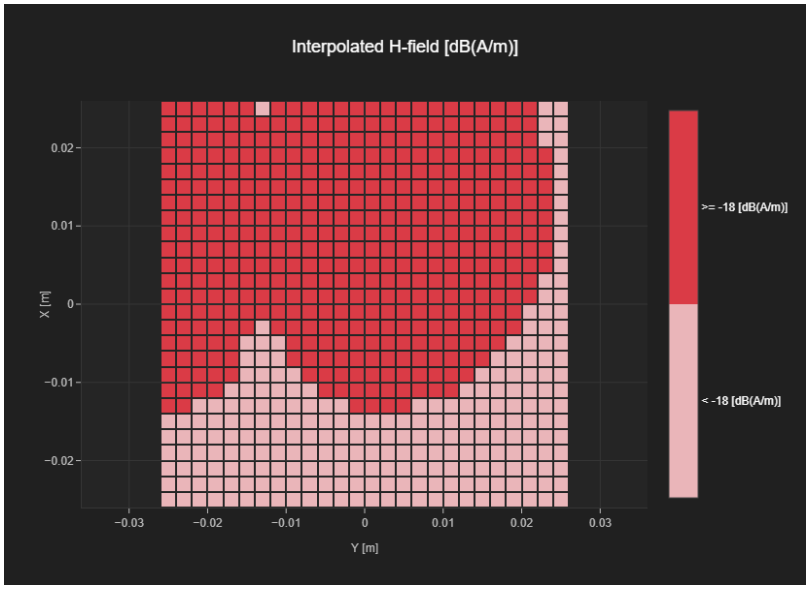

T-Coil Noise Test Report

Measurement performed on August 31, 2024 at 17:40

Device Under Test

Manufacturer	Model	Dimensions [mm]	Speaker Position [mm]
		146.2 x 71.8 x 7.5	144.3

Hardware Setup

Probe Name	Probe Calibration Date	DAE Name	DAE Calibration Date
AM1DV3 - 1048	June 04, 2024	DAE4 Sn480	September 19, 2023

Communication Systems

Band Name	Communication Systems Name	Channel	Frequency [MHz]
WLAN 5GHz	IEEE 802.11a WiFi 5 GHz (OFDM, 6 Mbps, 96pc duty cycle)	116	5580.0

Grid Settings

Extent X [mm]	Extent Y [mm]	Step X [mm]	Step Y [mm]	Distance [mm]
52.0	52.0	4.0	4.0	10.0

Results

Secondary Group Point Count	Secondary Group Max Longitudinal	Secondary Group Max Transverse	Hmax [dB(A/m)]
369	21	26	-23.13

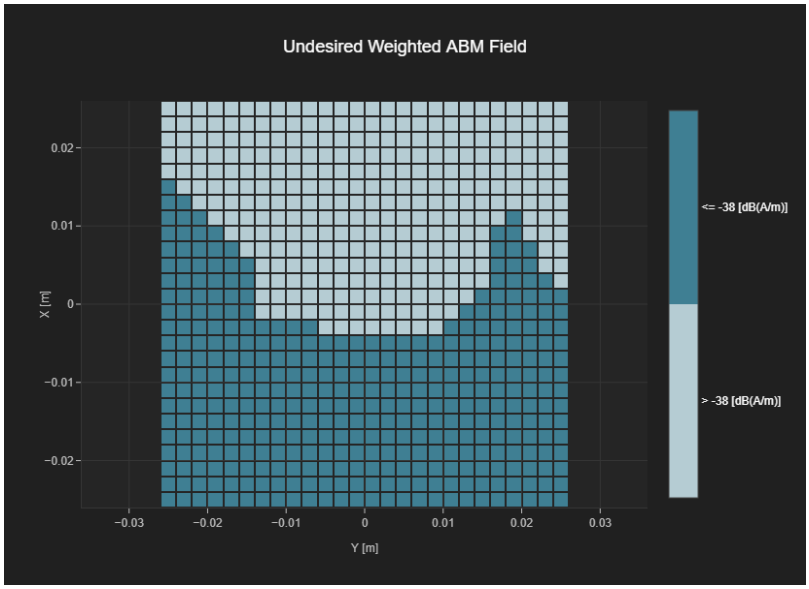

T-Coil Signal Test Report

Measurement performed on August 31, 2024 at 18:04

Device Under Test

Manufacturer	Model	Dimensions [mm]	Speaker Position [mm]
		146.2 x 71.8 x 7.5	144.3

Hardware Setup

Probe Name	Probe Calibration Date	DAE Name	DAE Calibration Date
AM1DV3 - 1048	June 04, 2024	DAE4 Sn480	September 19, 2023

Communication Systems

Band Name	Communication Systems Name	Channel	Frequency [MHz]
WLAN 5GHz	IEEE 802.11a WiFi 5 GHz (OFDM, 6 Mbps, 96pc duty cycle)	157	5785.0

Grid Settings

Extent X [mm]	Extent Y [mm]	Step X [mm]	Step Y [mm]	Distance [mm]
52.0	52.0	4.0	4.0	10.0

Results

Audio File	Measurement Duration [s]	Margin Upper Bound [dB]	Margin Lower Bound [dB]
48k_voice_300-3000_2s.wav	2.0	0.35	2.0

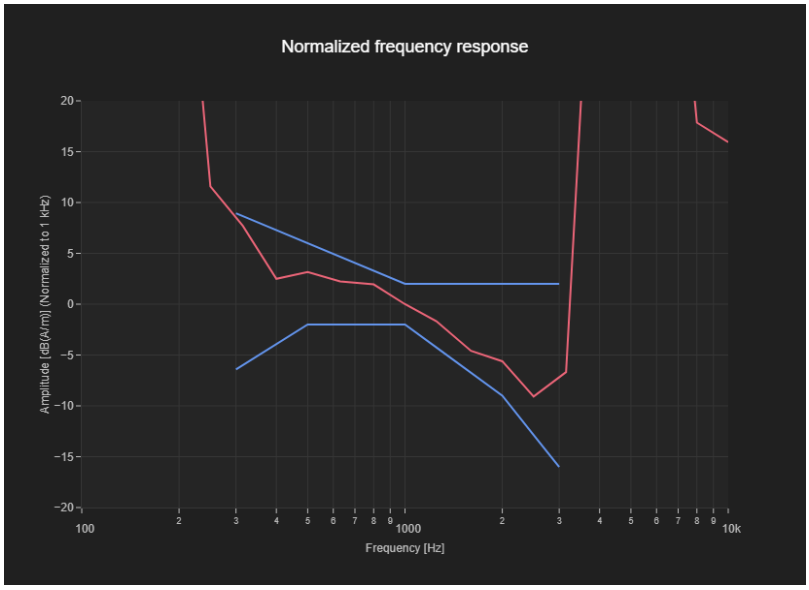

T-Coil Signal Test Report

Measurement performed on August 31, 2024 at 18:04

Device Under Test

Manufacturer	Model	Dimensions [mm]	Speaker Position [mm]
		146.2 x 71.8 x 7.5	144.3

Hardware Setup

Probe Name	Probe Calibration Date	DAE Name	DAE Calibration Date
AM1DV3 - 1048	June 04, 2024	DAE4 Sn480	September 19, 2023

Communication Systems

Band Name	Communication Systems Name	Channel	Frequency [MHz]
WLAN 5GHz	IEEE 802.11a WiFi 5 GHz (OFDM, 6 Mbps, 96pc duty cycle)	157	5785.0

Grid Settings

Extent X [mm]	Extent Y [mm]	Step X [mm]	Step Y [mm]	Distance [mm]
52.0	52.0	4.0	4.0	10.0

Results

Audio File	Measurement Duration [s]	Margin Upper Bound [dB]	Margin Lower Bound [dB]
48k_voice_300-3000_2s.wav	2.0	0.35	2.0

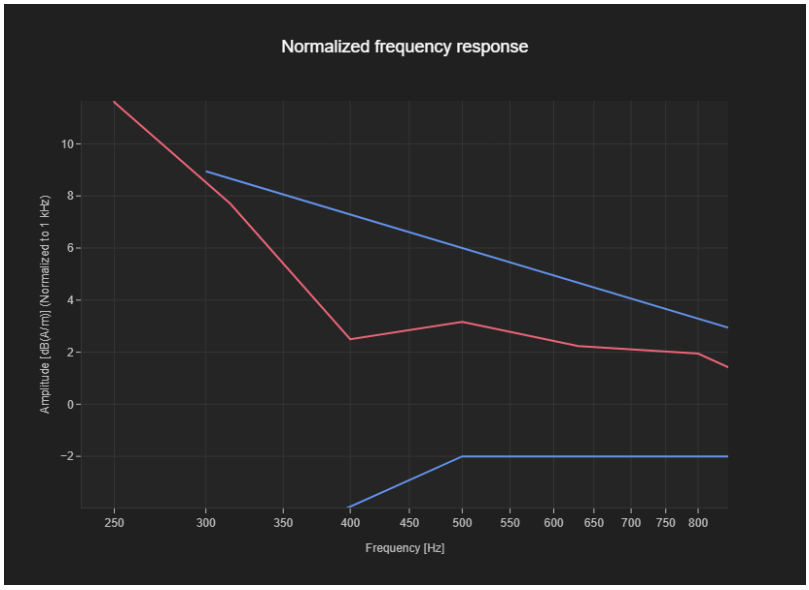

T-Coil Coupling Mode Test Report

Results

Primary Group Contiguous Point Count	Secondary Group Point Count	Secondary Group Max Longitudinal	Secondary Group Max Transverse
112	335	20	26

T-Coil Signal Test Report

Measurement performed on August 31, 2024 at 18:04

Device Under Test

Manufacturer	Model	Dimensions [mm]	Speaker Position [mm]
		146.2 x 71.8 x 7.5	144.3

Hardware Setup

Probe Name	Probe Calibration Date	DAE Name	DAE Calibration Date
AM1DV3 - 1048	June 04, 2024	DAE4 Sn480	September 19, 2023

Communication Systems

Band Name	Communication Systems Name	Channel	Frequency [MHz]
WLAN 5GHz	IEEE 802.11a WiFi 5 GHz (OFDM, 6 Mbps, 96pc duty cycle)	157	5785.0

Grid Settings

Extent X [mm]	Extent Y [mm]	Step X [mm]	Step Y [mm]	Distance [mm]
52.0	52.0	4.0	4.0	10.0

Results

Audio File	Measurement Duration [s]	Gain [dB]	Hmax [dB(A/m)]
48k_voice_1kHz_1s.wav	2.0	-8.51	4.27

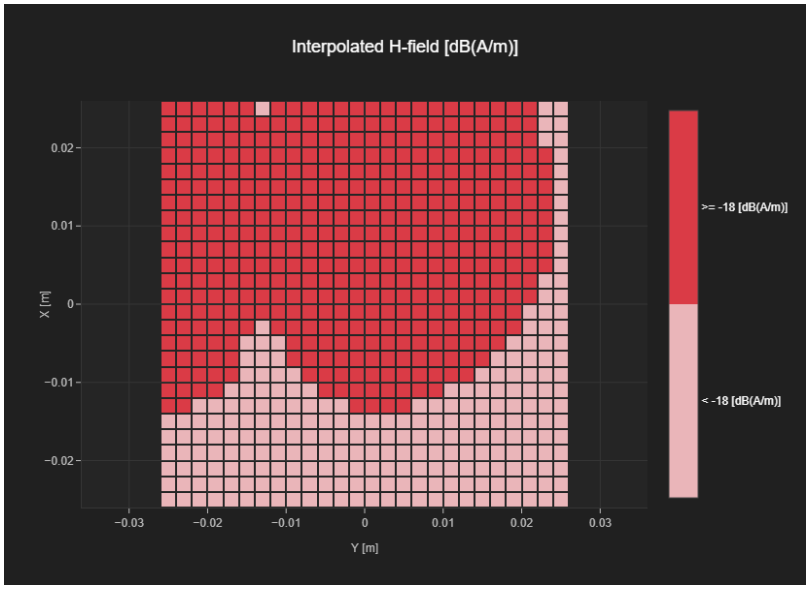

T-Coil Noise Test Report

Measurement performed on August 31, 2024 at 18:17

Device Under Test

Manufacturer	Model	Dimensions [mm]	Speaker Position [mm]
		146.2 x 71.8 x 7.5	144.3

Hardware Setup

Probe Name	Probe Calibration Date	DAE Name	DAE Calibration Date
AM1DV3 - 1048	June 04, 2024	DAE4 Sn480	September 19, 2023

Communication Systems

Band Name	Communication Systems Name	Channel	Frequency [MHz]
WLAN 5GHz	IEEE 802.11a WiFi 5 GHz (OFDM, 6 Mbps, 96pc duty cycle)	157	5785.0

Grid Settings

Extent X [mm]	Extent Y [mm]	Step X [mm]	Step Y [mm]	Distance [mm]
52.0	52.0	4.0	4.0	10.0

Results

Secondary Group Point Count	Secondary Group Max Longitudinal	Secondary Group Max Transverse	Hmax [dB(A/m)]
335	20	26	-22.02

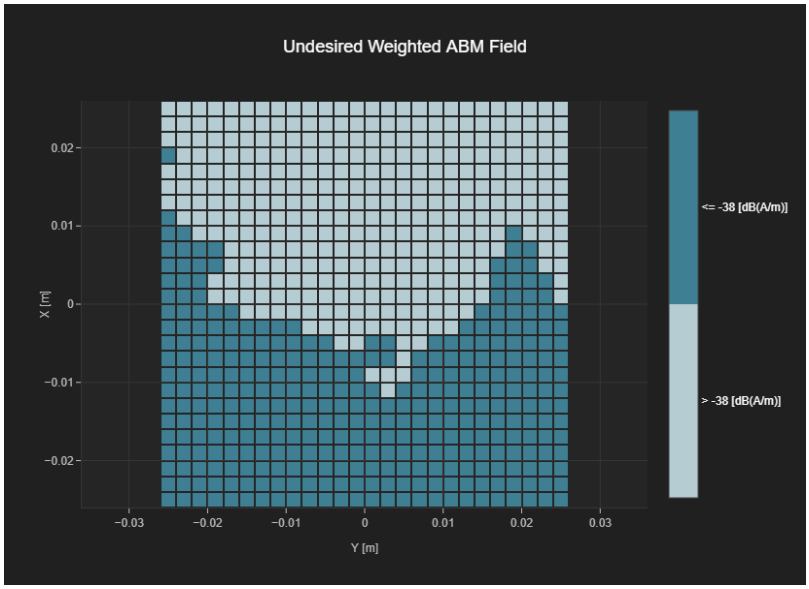

T-Coil Signal Test Report

Measurement performed on August 31, 2024 at 18:56

Device Under Test

Manufacturer	Model	Dimensions [mm]	Speaker Position [mm]
		146.2 x 71.8 x 7.5	144.3

Hardware Setup

Probe Name	Probe Calibration Date	DAE Name	DAE Calibration Date
AM1DV3 - 1048	June 04, 2024	DAE4 Sn480	September 19, 2023

Communication Systems

Band Name	Communication Systems Name	Channel	Frequency [MHz]
WLAN 5GHz	IEEE 802.11n (HT Mixed, 20MHz, MCS0, 90pc duty cycle)	157	5785.0

Grid Settings

Extent X [mm]	Extent Y [mm]	Step X [mm]	Step Y [mm]	Distance [mm]
52.0	52.0	4.0	4.0	10.0

Results

Audio File	Measurement Duration [s]	Margin Upper Bound [dB]	Margin Lower Bound [dB]
48k_voice_300-3000_2s.wav	2.0	2.0	1.54

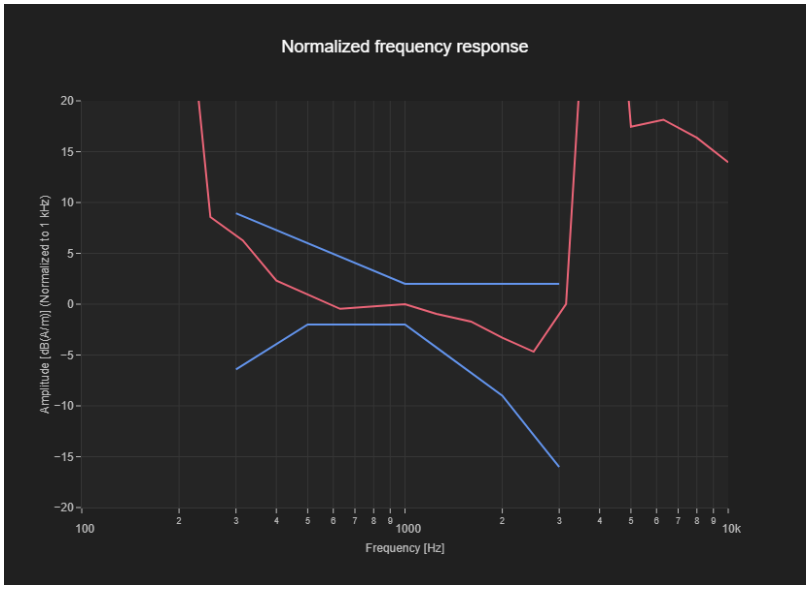

T-Coil Coupling Mode Test Report

Results

Primary Group Contiguous Point Count	Secondary Group Point Count	Secondary Group Max Longitudinal	Secondary Group Max Transverse
110	352	22	26

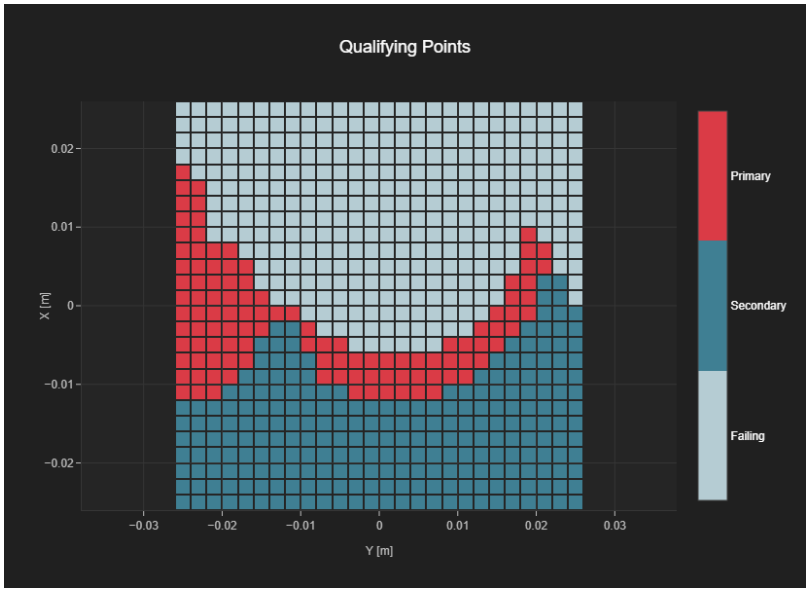

T-Coil Signal Test Report

Measurement performed on August 31, 2024 at 18:56

Device Under Test

Manufacturer	Model	Dimensions [mm]	Speaker Position [mm]
		146.2 x 71.8 x 7.5	144.3

Hardware Setup

Probe Name	Probe Calibration Date	DAE Name	DAE Calibration Date
AM1DV3 - 1048	June 04, 2024	DAE4 Sn480	September 19, 2023

Communication Systems

Band Name	Communication Systems Name	Channel	Frequency [MHz]
WLAN 5GHz	IEEE 802.11n (HT Mixed, 20MHz, MCS0, 90pc duty cycle)	157	5785.0

Grid Settings

Extent X [mm]	Extent Y [mm]	Step X [mm]	Step Y [mm]	Distance [mm]
52.0	52.0	4.0	4.0	10.0

Results

Audio File	Measurement Duration [s]	Gain [dB]	Hmax [dB(A/m)]
48k_voice_1kHz_1s.wav	2.0	-8.51	3.16

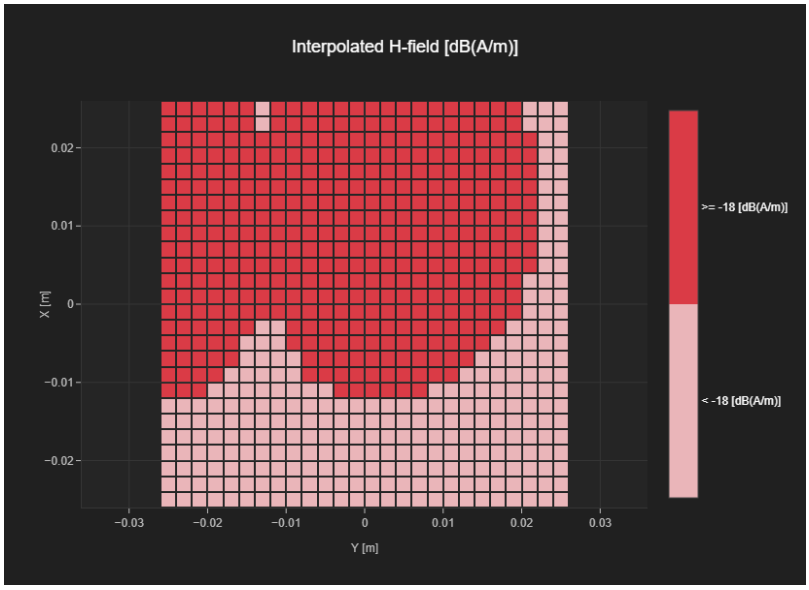

T-Coil Noise Test Report

Measurement performed on August 31, 2024 at 19:06

Device Under Test

Manufacturer	Model	Dimensions [mm]	Speaker Position [mm]
		146.2 x 71.8 x 7.5	144.3

Hardware Setup

Probe Name	Probe Calibration Date	DAE Name	DAE Calibration Date
AM1DV3 - 1048	June 04, 2024	DAE4 Sn480	September 19, 2023

Communication Systems

Band Name	Communication Systems Name	Channel	Frequency [MHz]
WLAN 5GHz	IEEE 802.11n (HT Mixed, 20MHz, MCS0, 90pc duty cycle)	157	5785.0

Grid Settings

Extent X [mm]	Extent Y [mm]	Step X [mm]	Step Y [mm]	Distance [mm]
52.0	52.0	4.0	4.0	10.0

Results

Secondary Group Point Count	Secondary Group Max Longitudinal	Secondary Group Max Transverse	Hmax [dB(A/m)]
352	22	26	-21.42

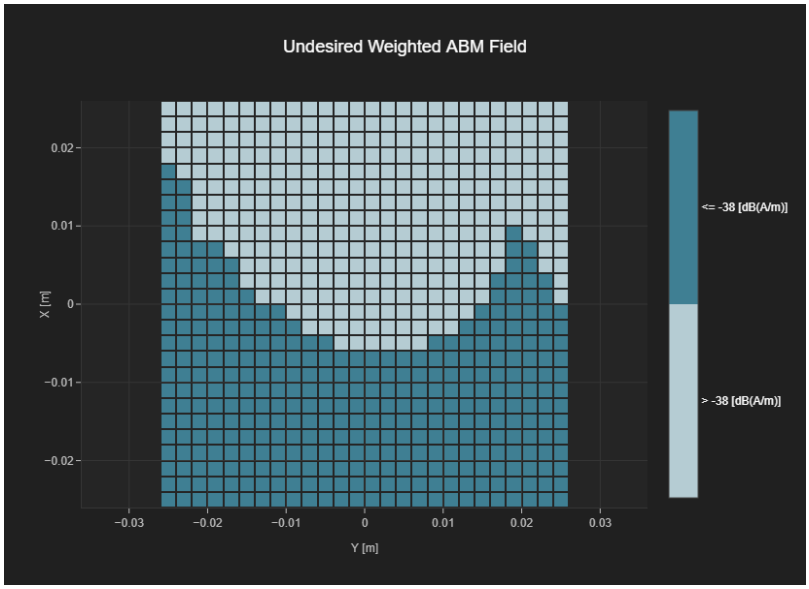

T-Coil Signal Test Report

Measurement performed on August 31, 2024 at 19:21

Device Under Test

Manufacturer	Model	Dimensions [mm]	Speaker Position [mm]
		146.2 x 71.8 x 7.5	144.3

Hardware Setup

Probe Name	Probe Calibration Date	DAE Name	DAE Calibration Date
AM1DV3 - 1048	June 04, 2024	DAE4 Sn480	September 19, 2023

Communication Systems

Band Name	Communication Systems Name	Channel	Frequency [MHz]
WLAN 5GHz	IEEE 802.11n (HT Mixed, 40MHz, MCS0, 90pc duty cycle)	159	5795.0

Grid Settings

Extent X [mm]	Extent Y [mm]	Step X [mm]	Step Y [mm]	Distance [mm]
52.0	52.0	4.0	4.0	10.0

Results

Audio File	Measurement Duration [s]	Margin Upper Bound [dB]	Margin Lower Bound [dB]
48k_voice_300-3000_2s.wav	2.0	1.63	1.85

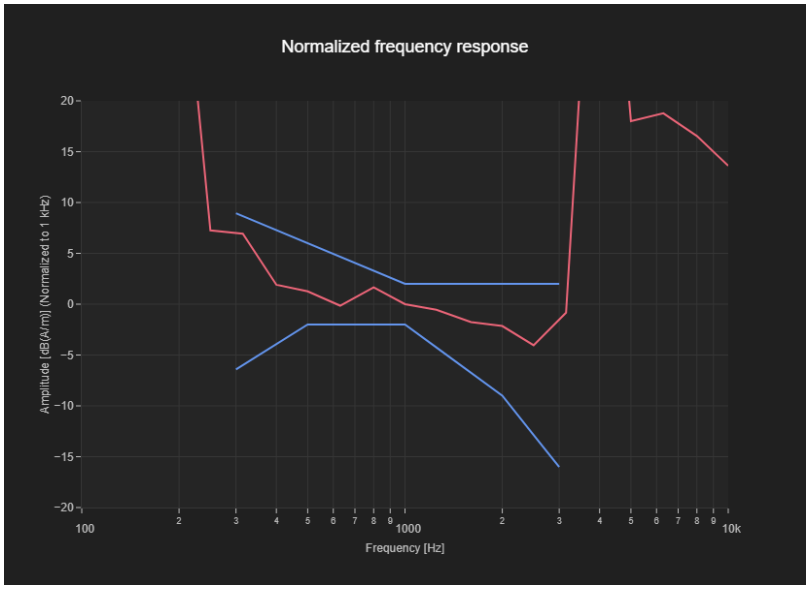

T-Coil Coupling Mode Test Report

Results

Primary Group Contiguous Point Count	Secondary Group Point Count	Secondary Group Max Longitudinal	Secondary Group Max Transverse
111	351	22	26

T-Coil Signal Test Report

Measurement performed on August 31, 2024 at 19:21

Device Under Test

Manufacturer	Model	Dimensions [mm]	Speaker Position [mm]
		146.2 x 71.8 x 7.5	144.3

Hardware Setup

Probe Name	Probe Calibration Date	DAE Name	DAE Calibration Date
AM1DV3 - 1048	June 04, 2024	DAE4 Sn480	September 19, 2023

Communication Systems

Band Name	Communication Systems Name	Channel	Frequency [MHz]
WLAN 5GHz	IEEE 802.11n (HT Mixed, 40MHz, MCS0, 90pc duty cycle)	159	5795.0

Grid Settings

Extent X [mm]	Extent Y [mm]	Step X [mm]	Step Y [mm]	Distance [mm]
52.0	52.0	4.0	4.0	10.0

Results

Audio File	Measurement Duration [s]	Gain [dB]	Hmax [dB(A/m)]
48k_voice_1kHz_1s.wav	2.0	-8.51	2.95

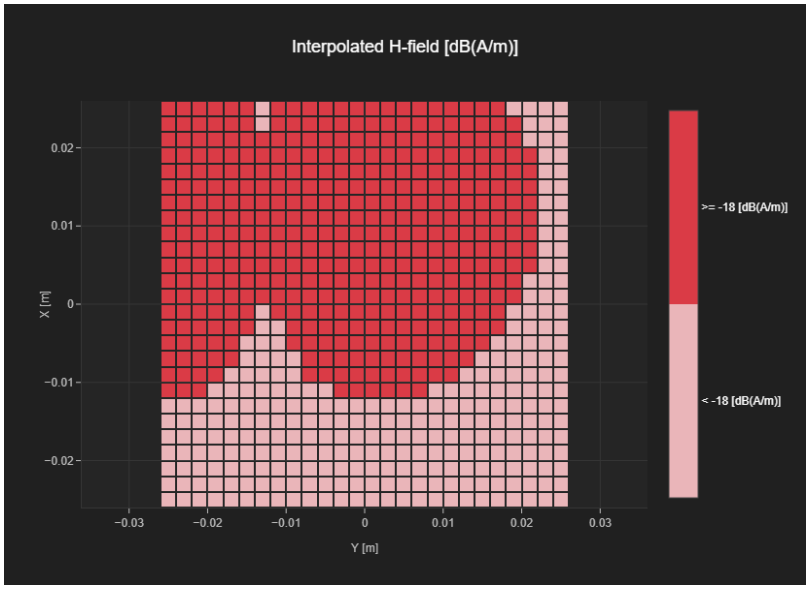

T-Coil Noise Test Report

Measurement performed on August 31, 2024 at 19:34

Device Under Test

Manufacturer	Model	Dimensions [mm]	Speaker Position [mm]
		146.2 x 71.8 x 7.5	144.3

Hardware Setup

Probe Name	Probe Calibration Date	DAE Name	DAE Calibration Date
AM1DV3 - 1048	June 04, 2024	DAE4 Sn480	September 19, 2023

Communication Systems

Band Name	Communication Systems Name	Channel	Frequency [MHz]
WLAN 5GHz	IEEE 802.11n (HT Mixed, 40MHz, MCS0, 90pc duty cycle)	159	5795.0

Grid Settings

Extent X [mm]	Extent Y [mm]	Step X [mm]	Step Y [mm]	Distance [mm]
52.0	52.0	4.0	4.0	10.0

Results

Secondary Group Point Count	Secondary Group Max Longitudinal	Secondary Group Max Transverse	Hmax [dB(A/m)]
351	22	26	-22.11

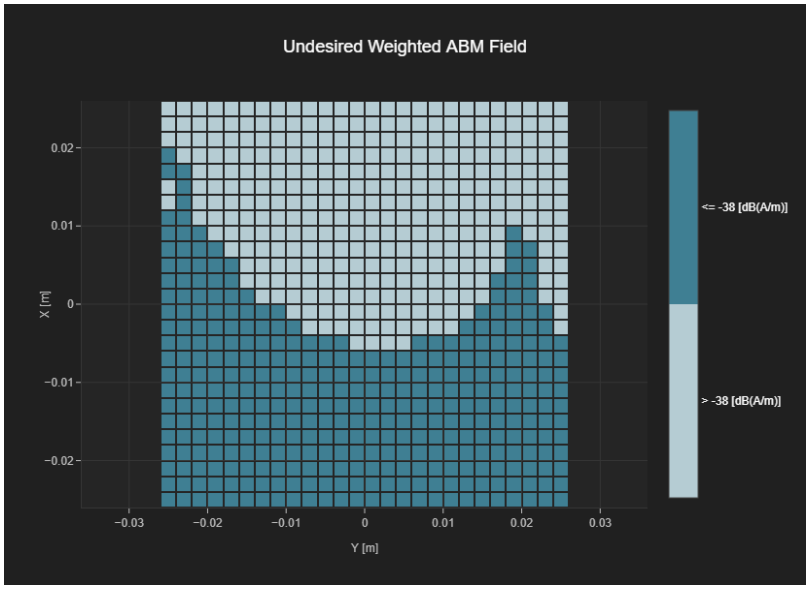

T-Coil Signal Test Report

Measurement performed on August 31, 2024 at 19:51

Device Under Test

Manufacturer	Model	Dimensions [mm]	Speaker Position [mm]
		146.2 x 71.8 x 7.5	144.3

Hardware Setup

Probe Name	Probe Calibration Date	DAE Name	DAE Calibration Date
AM1DV3 - 1048	June 04, 2024	DAE4 Sn480	September 19, 2023

Communication Systems

Band Name	Communication Systems Name	Channel	Frequency [MHz]
WLAN 5GHz	IEEE 802.11ac WiFi (20MHz, MCS0, 90pc duty cycle)	157	5785.0

Grid Settings

Extent X [mm]	Extent Y [mm]	Step X [mm]	Step Y [mm]	Distance [mm]
52.0	52.0	4.0	4.0	10.0

Results

Audio File	Measurement Duration [s]	Margin Upper Bound [dB]	Margin Lower Bound [dB]
48k_voice_300-3000_2s.wav	2.0	2.0	2.0

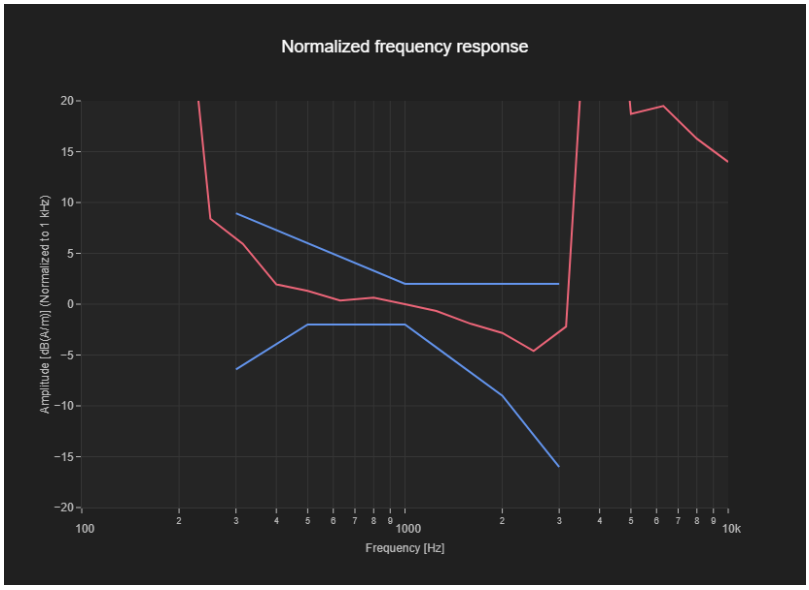

T-Coil Coupling Mode Test Report

Results

Primary Group Contiguous Point Count	Secondary Group Point Count	Secondary Group Max Longitudinal	Secondary Group Max Transverse
142	392	24	26

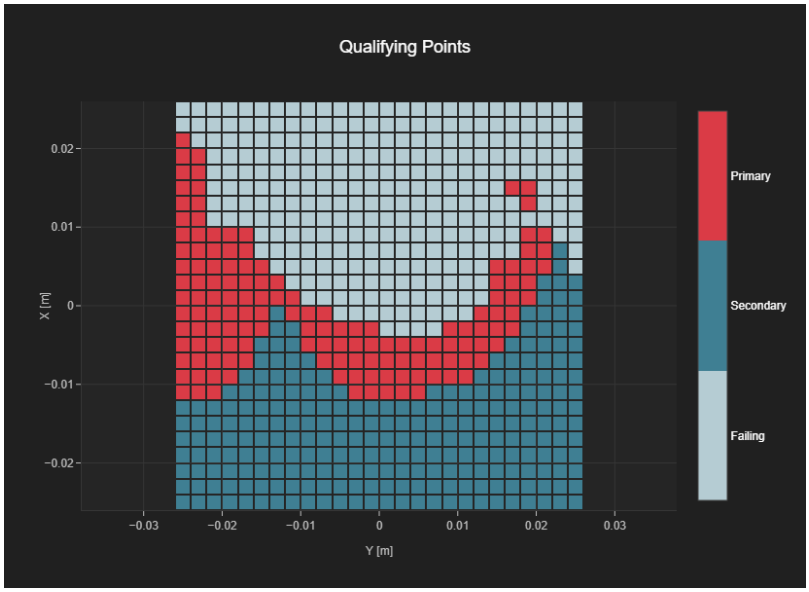

T-Coil Signal Test Report

Measurement performed on August 31, 2024 at 19:51

Device Under Test

Manufacturer	Model	Dimensions [mm]	Speaker Position [mm]
		146.2 x 71.8 x 7.5	144.3

Hardware Setup

Probe Name	Probe Calibration Date	DAE Name	DAE Calibration Date
AM1DV3 - 1048	June 04, 2024	DAE4 Sn480	September 19, 2023

Communication Systems

Band Name	Communication Systems Name	Channel	Frequency [MHz]
WLAN 5GHz	IEEE 802.11ac WiFi (20MHz, MCS0, 90pc duty cycle)	157	5785.0

Grid Settings

Extent X [mm]	Extent Y [mm]	Step X [mm]	Step Y [mm]	Distance [mm]
52.0	52.0	4.0	4.0	10.0

Results

Audio File	Measurement Duration [s]	Gain [dB]	Hmax [dB(A/m)]
48k_voice_1kHz_1s.wav	2.0	-8.51	2.73

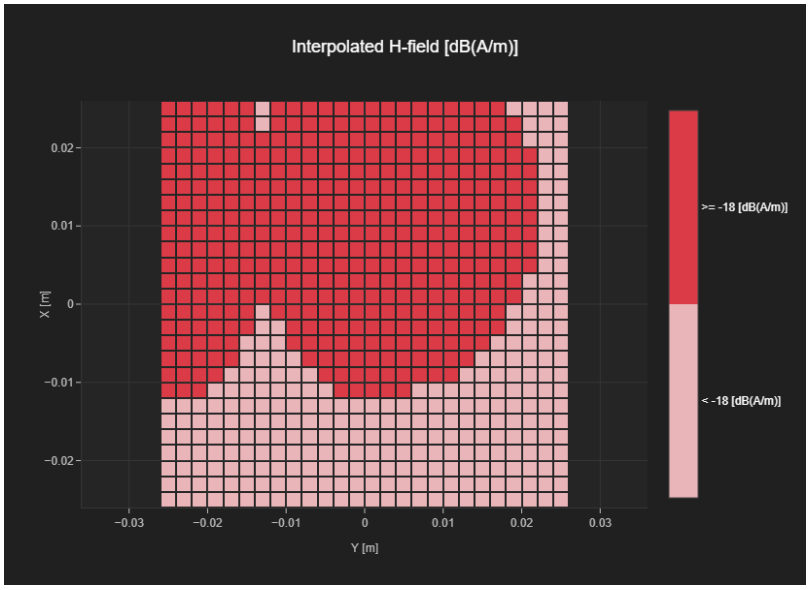

T-Coil Noise Test Report

Measurement performed on August 31, 2024 at 20:06

Device Under Test

Manufacturer	Model	Dimensions [mm]	Speaker Position [mm]
		146.2 x 71.8 x 7.5	144.3

Hardware Setup

Probe Name	Probe Calibration Date	DAE Name	DAE Calibration Date
AM1DV3 - 1048	June 04, 2024	DAE4 Sn480	September 19, 2023

Communication Systems

Band Name	Communication Systems Name	Channel	Frequency [MHz]
WLAN 5GHz	IEEE 802.11ac WiFi (20MHz, MCS0, 90pc duty cycle)	157	5785.0

Grid Settings

Extent X [mm]	Extent Y [mm]	Step X [mm]	Step Y [mm]	Distance [mm]
52.0	52.0	4.0	4.0	10.0

Results

Secondary Group Point Count	Secondary Group Max Longitudinal	Secondary Group Max Transverse	Hmax [dB(A/m)]
392	24	26	-23.69

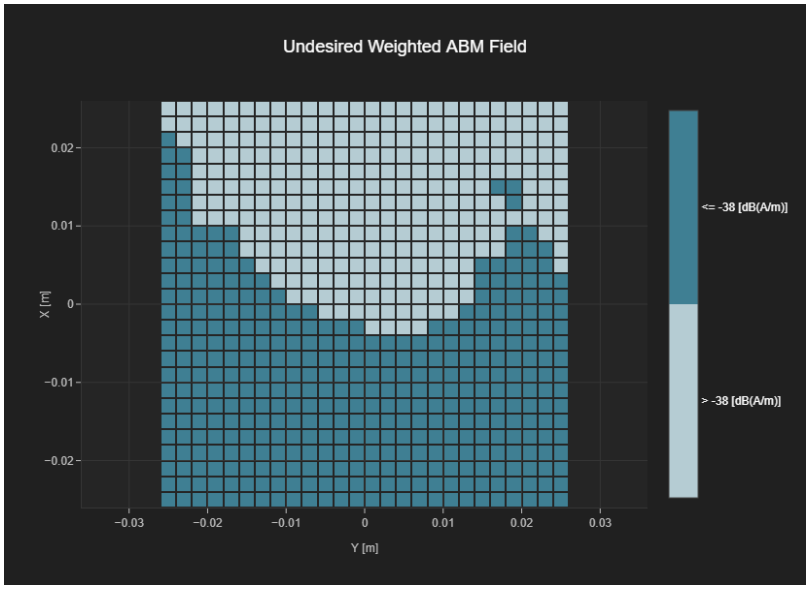

T-Coil Signal Test Report

Measurement performed on August 31, 2024 at 20:20

Device Under Test

Manufacturer	Model	Dimensions [mm]	Speaker Position [mm]
		146.2 x 71.8 x 7.5	144.3

Hardware Setup

Probe Name	Probe Calibration Date	DAE Name	DAE Calibration Date
AM1DV3 - 1048	June 04, 2024	DAE4 Sn480	September 19, 2023

Communication Systems

Band Name	Communication Systems Name	Channel	Frequency [MHz]
WLAN 5GHz	IEEE 802.11ac WiFi (40MHz, MCS0, 90pc duty cycle)	159	5795.0

Grid Settings

Extent X [mm]	Extent Y [mm]	Step X [mm]	Step Y [mm]	Distance [mm]
52.0	52.0	4.0	4.0	10.0

Results

Audio File	Measurement Duration [s]	Margin Upper Bound [dB]	Margin Lower Bound [dB]
48k_voice_300-3000_2s.wav	2.0	2.0	0.99

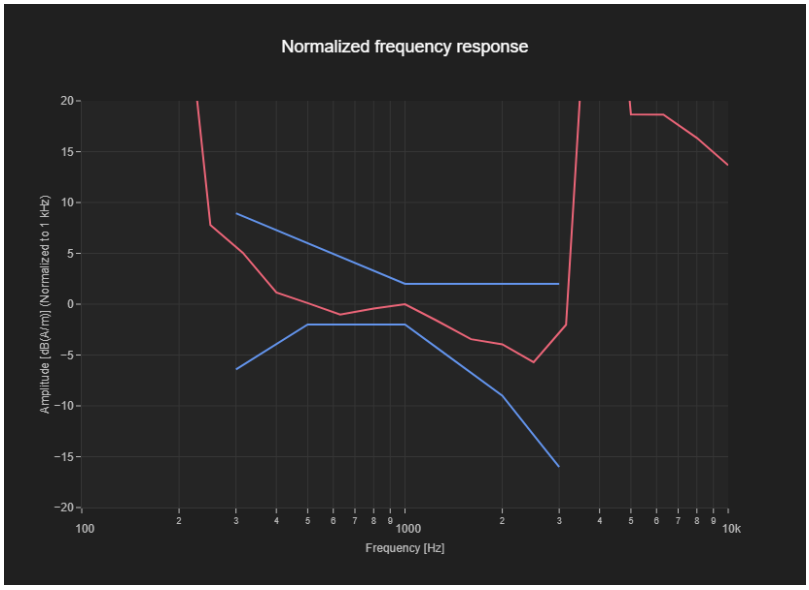

T-Coil Coupling Mode Test Report

Results

Primary Group Contiguous Point Count	Secondary Group Point Count	Secondary Group Max Longitudinal	Secondary Group Max Transverse
139	391	20	26

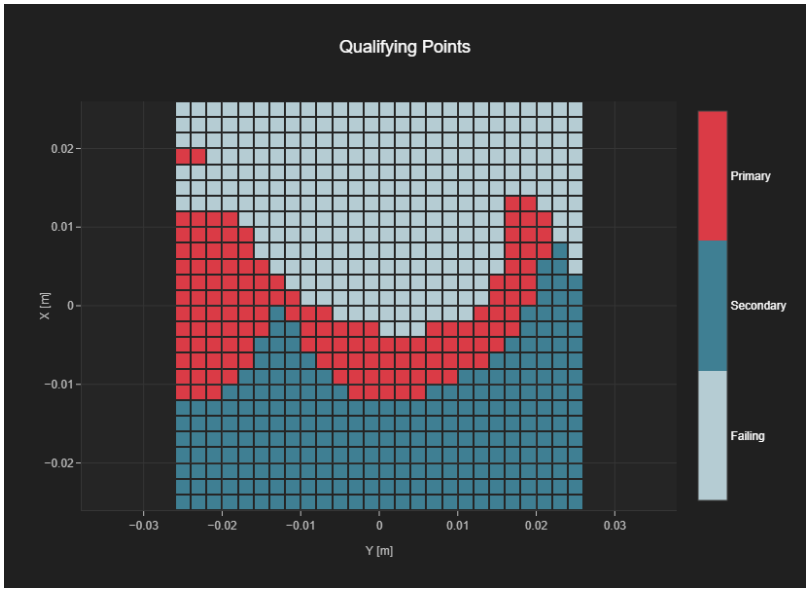

T-Coil Signal Test Report

Measurement performed on August 31, 2024 at 20:20

Device Under Test

Manufacturer	Model	Dimensions [mm]	Speaker Position [mm]
		146.2 x 71.8 x 7.5	144.3

Hardware Setup

Probe Name	Probe Calibration Date	DAE Name	DAE Calibration Date
AM1DV3 - 1048	June 04, 2024	DAE4 Sn480	September 19, 2023

Communication Systems

Band Name	Communication Systems Name	Channel	Frequency [MHz]
WLAN 5GHz	IEEE 802.11ac WiFi (40MHz, MCS0, 90pc duty cycle)	159	5795.0

Grid Settings

Extent X [mm]	Extent Y [mm]	Step X [mm]	Step Y [mm]	Distance [mm]
52.0	52.0	4.0	4.0	10.0

Results

Audio File	Measurement Duration [s]	Gain [dB]	Hmax [dB(A/m)]
48k_voice_1kHz_1s.wav	2.0	-8.51	2.41

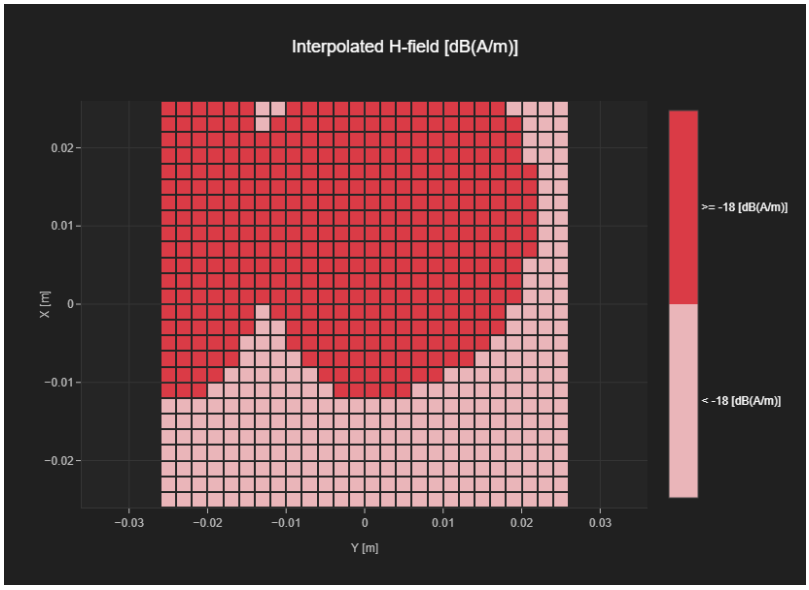

T-Coil Noise Test Report

Measurement performed on August 31, 2024 at 20:33

Device Under Test

Manufacturer	Model	Dimensions [mm]	Speaker Position [mm]
		146.2 x 71.8 x 7.5	144.3

Hardware Setup

Probe Name	Probe Calibration Date	DAE Name	DAE Calibration Date
AM1DV3 - 1048	June 04, 2024	DAE4 Sn480	September 19, 2023

Communication Systems

Band Name	Communication Systems Name	Channel	Frequency [MHz]
WLAN 5GHz	IEEE 802.11ac WiFi (40MHz, MCS0, 90pc duty cycle)	159	5795.0

Grid Settings

Extent X [mm]	Extent Y [mm]	Step X [mm]	Step Y [mm]	Distance [mm]
52.0	52.0	4.0	4.0	10.0

Results

Secondary Group Point Count	Secondary Group Max Longitudinal	Secondary Group Max Transverse	Hmax [dB(A/m)]
391	20	26	-24.11

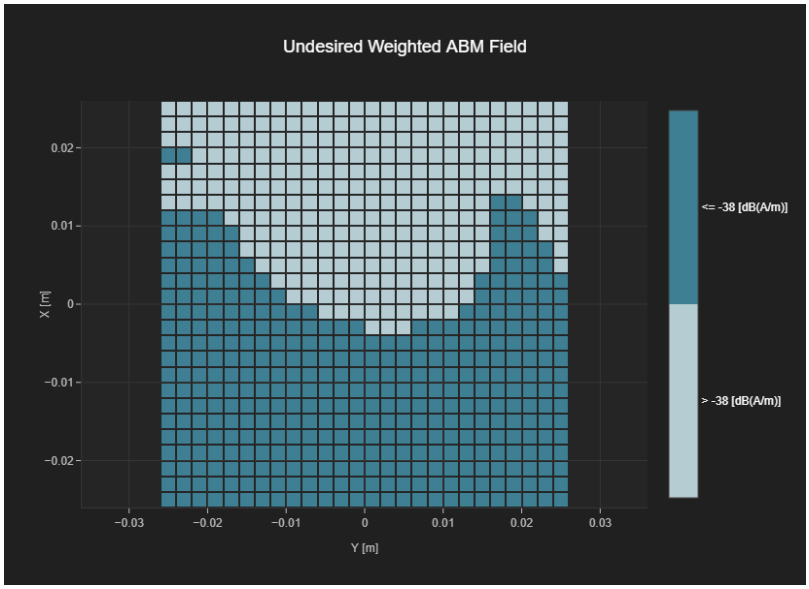

T-Coil Signal Test Report

Measurement performed on August 31, 2024 at 20:48

Device Under Test

Manufacturer	Model	Dimensions [mm]	Speaker Position [mm]
		146.2 x 71.8 x 7.5	144.3

Hardware Setup

Probe Name	Probe Calibration Date	DAE Name	DAE Calibration Date
AM1DV3 - 1048	June 04, 2024	DAE4 Sn480	September 19, 2023

Communication Systems

Band Name	Communication Systems Name	Channel	Frequency [MHz]
WLAN 5GHz	IEEE 802.11ac WiFi (80MHz, MCS0, 90pc duty cycle)	155	5775.0

Grid Settings

Extent X [mm]	Extent Y [mm]	Step X [mm]	Step Y [mm]	Distance [mm]
52.0	52.0	4.0	4.0	10.0

Results

Audio File	Measurement Duration [s]	Margin Upper Bound [dB]	Margin Lower Bound [dB]
48k_voice_300-3000_2s.wav	2.0	2.0	0.44

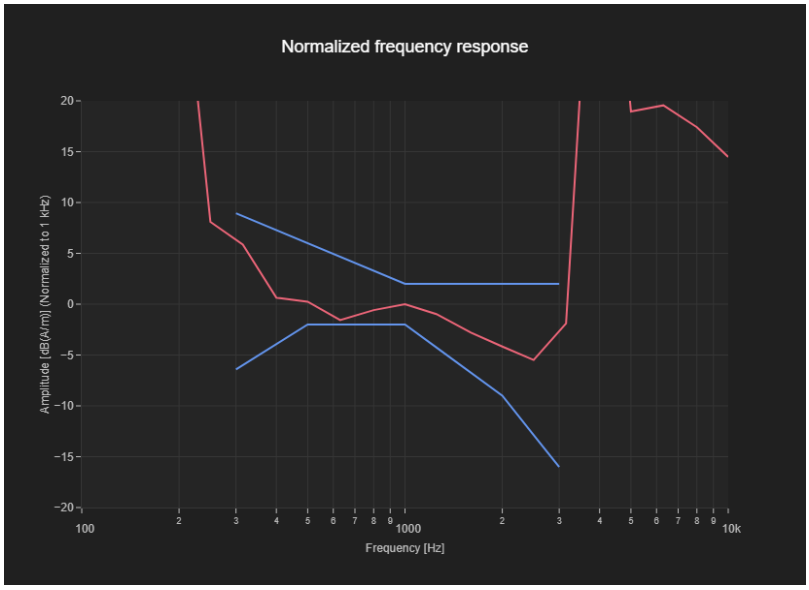

T-Coil Coupling Mode Test Report

Results

Primary Group Contiguous Point Count	Secondary Group Point Count	Secondary Group Max Longitudinal	Secondary Group Max Transverse
149	389	23	26

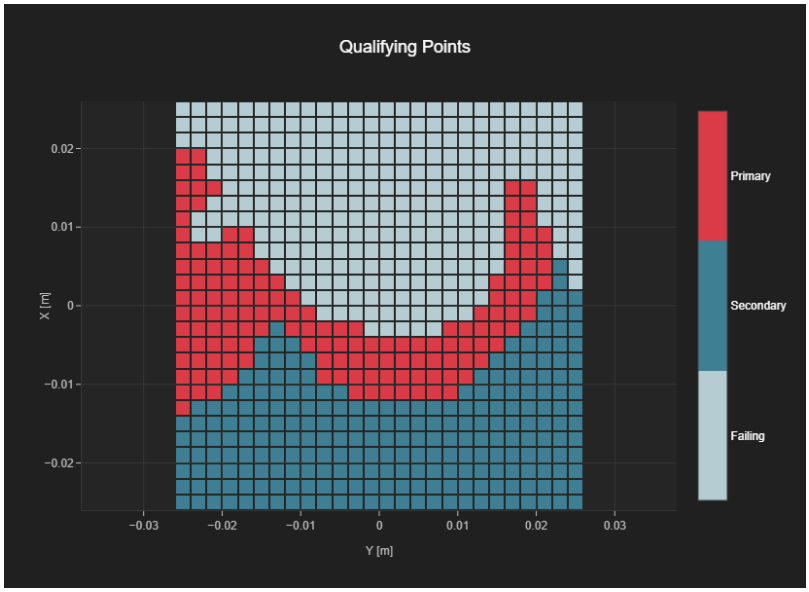

T-Coil Signal Test Report

Measurement performed on August 31, 2024 at 20:48

Device Under Test

Manufacturer	Model	Dimensions [mm]	Speaker Position [mm]
		146.2 x 71.8 x 7.5	144.3

Hardware Setup

Probe Name	Probe Calibration Date	DAE Name	DAE Calibration Date
AM1DV3 - 1048	June 04, 2024	DAE4 Sn480	September 19, 2023

Communication Systems

Band Name	Communication Systems Name	Channel	Frequency [MHz]
WLAN 5GHz	IEEE 802.11ac WiFi (80MHz, MCS0, 90pc duty cycle)	155	5775.0

Grid Settings

Extent X [mm]	Extent Y [mm]	Step X [mm]	Step Y [mm]	Distance [mm]
52.0	52.0	4.0	4.0	10.0

Results

Audio File	Measurement Duration [s]	Gain [dB]	Hmax [dB(A/m)]
48k_voice_1kHz_1s.wav	2.0	-8.51	3.59

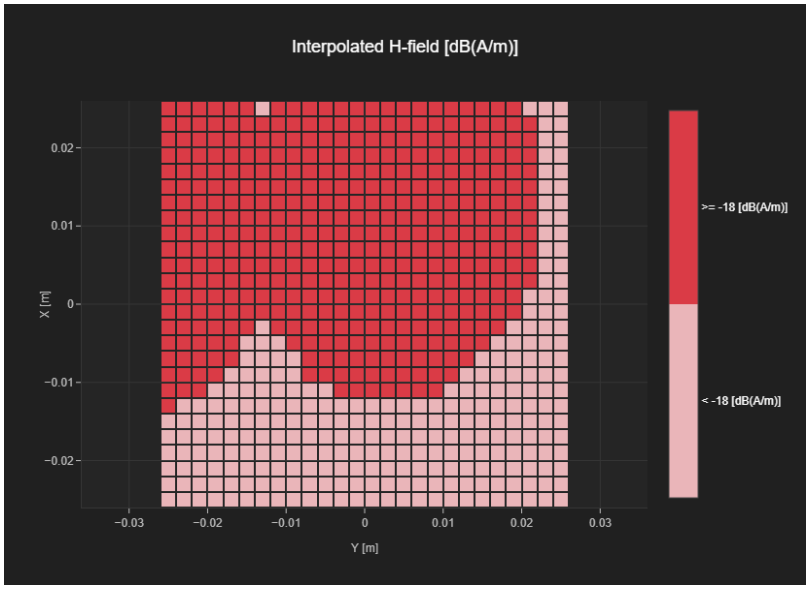

T-Coil Noise Test Report

Measurement performed on August 31, 2024 at 20:58

Device Under Test

Manufacturer	Model	Dimensions [mm]	Speaker Position [mm]
		146.2 x 71.8 x 7.5	144.3

Hardware Setup

Probe Name	Probe Calibration Date	DAE Name	DAE Calibration Date
AM1DV3 - 1048	June 04, 2024	DAE4 Sn480	September 19, 2023

Communication Systems

Band Name	Communication Systems Name	Channel	Frequency [MHz]
WLAN 5GHz	IEEE 802.11ac WiFi (80MHz, MCS0, 90pc duty cycle)	155	5775.0

Grid Settings

Extent X [mm]	Extent Y [mm]	Step X [mm]	Step Y [mm]	Distance [mm]
52.0	52.0	4.0	4.0	10.0

Results

Secondary Group Point Count	Secondary Group Max Longitudinal	Secondary Group Max Transverse	Hmax [dB(A/m)]
389	23	26	-24.37

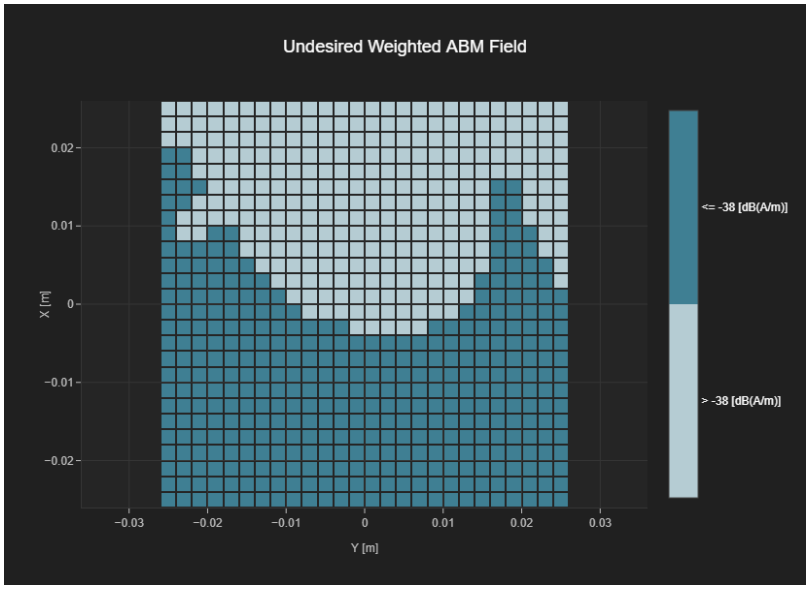

T-Coil Signal Test Report

Measurement performed on September 10, 2024 at 15:48

Device Under Test

Manufacturer	Model	Dimensions [mm]	Speaker Position [mm]
		146.2 x 71.8 x 7.5	144.3

Hardware Setup

Probe Name	Probe Calibration Date	DAE Name	DAE Calibration Date
AM1DV3 - 1048	June 04, 2024	DAE4 Sn480	September 19, 2023

Communication Systems

Band Name	Communication Systems Name	Channel	Frequency [MHz]
WLAN 5GHz	IEEE 802.11ax (20MHz, MCS0, 99pc duty cycle)	157	5785.0

Grid Settings

Extent X [mm]	Extent Y [mm]	Step X [mm]	Step Y [mm]	Distance [mm]
52.0	52.0	4.0	4.0	10.0

Results

Audio File	Measurement Duration [s]	Margin Upper Bound [dB]	Margin Lower Bound [dB]
48k_voice_300-3000_2s.wav	2.0	1.81	2.0

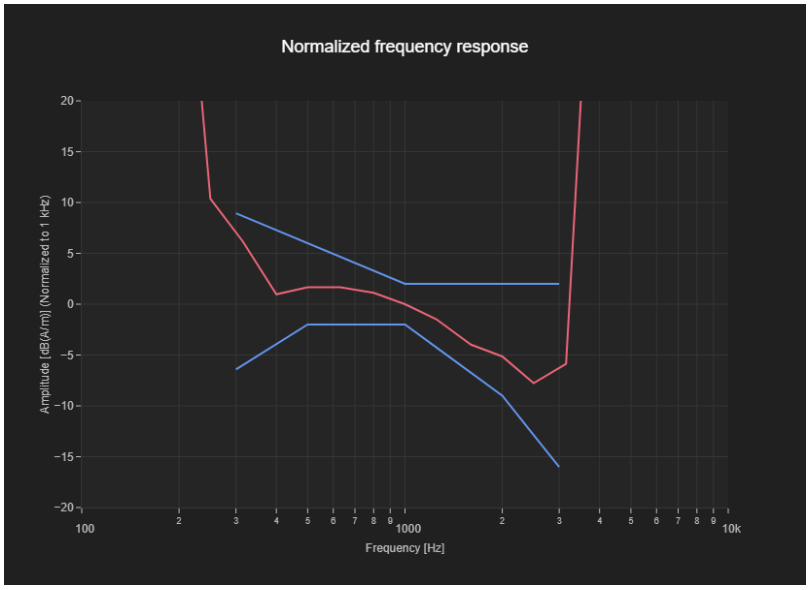

T-Coil Coupling Mode Test Report

Results

Primary Group Contiguous Point Count	Secondary Group Point Count	Secondary Group Max Longitudinal	Secondary Group Max Transverse
180	354	20	26

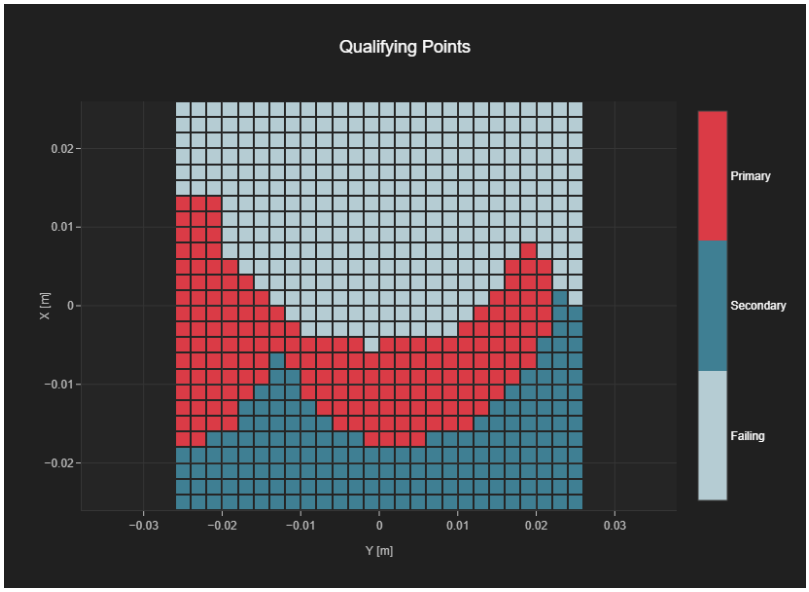

T-Coil Signal Test Report

Measurement performed on September 10, 2024 at 15:48

Device Under Test

Manufacturer	Model	Dimensions [mm]	Speaker Position [mm]
		146.2 x 71.8 x 7.5	144.3

Hardware Setup

Probe Name	Probe Calibration Date	DAE Name	DAE Calibration Date
AM1DV3 - 1048	June 04, 2024	DAE4 Sn480	September 19, 2023

Communication Systems

Band Name	Communication Systems Name	Channel	Frequency [MHz]
WLAN 5GHz	IEEE 802.11ax (20MHz, MCS0, 99pc duty cycle)	157	5785.0

Grid Settings

Extent X [mm]	Extent Y [mm]	Step X [mm]	Step Y [mm]	Distance [mm]
52.0	52.0	4.0	4.0	10.0

Results

Audio File	Measurement Duration [s]	Gain [dB]	Hmax [dB(A/m)]
48k_voice_1kHz_1s.wav	2.0	-8.51	4.18

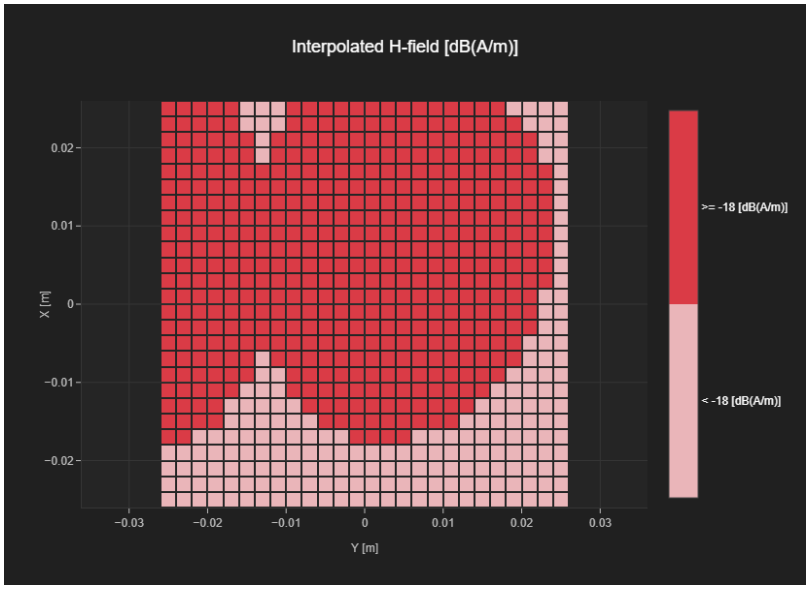

T-Coil Noise Test Report

Measurement performed on September 10, 2024 at 16:09

Device Under Test

Manufacturer	Model	Dimensions [mm]	Speaker Position [mm]
		146.2 x 71.8 x 7.5	144.3

Hardware Setup

Probe Name	Probe Calibration Date	DAE Name	DAE Calibration Date
AM1DV3 - 1048	June 04, 2024	DAE4 Sn480	September 19, 2023

Communication Systems

Band Name	Communication Systems Name	Channel	Frequency [MHz]
WLAN 5GHz	IEEE 802.11ax (20MHz, MCS0, 99pc duty cycle)	157	5785.0

Grid Settings

Extent X [mm]	Extent Y [mm]	Step X [mm]	Step Y [mm]	Distance [mm]
52.0	52.0	4.0	4.0	10.0

Results

Secondary Group Point Count	Secondary Group Max Longitudinal	Secondary Group Max Transverse	Hmax [dB(A/m)]
354	20	26	-19.96

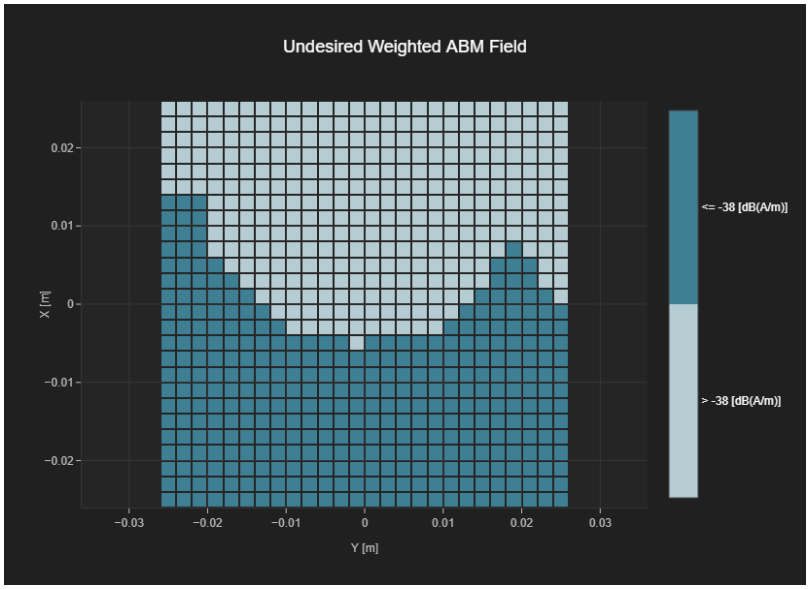

T-Coil Signal Test Report

Measurement performed on September 23, 2024 at 11:50

Device Under Test

Manufacturer	Model	Dimensions [mm]	Speaker Position [mm]
		146.2 x 71.8 x 7.5	144.3

Hardware Setup

Probe Name	Probe Calibration Date	DAE Name	DAE Calibration Date
AM1DV3 - 1048	June 04, 2024	DAE4 Sn480	September 19, 2023

Communication Systems

Band Name	Communication Systems Name	Channel	Frequency [MHz]
U-NII-5	IEEE 802.11ax (160MHz, MCS0, 90pc duty cycle)	47	6185.0

Grid Settings

Extent X [mm]	Extent Y [mm]	Step X [mm]	Step Y [mm]	Distance [mm]
52.0	52.0	4.0	4.0	10.0

Results

Audio File	Measurement Duration [s]	Margin Upper Bound [dB]	Margin Lower Bound [dB]
48k_voice_300-3000_2s.wav	2.0	0.71	2.0

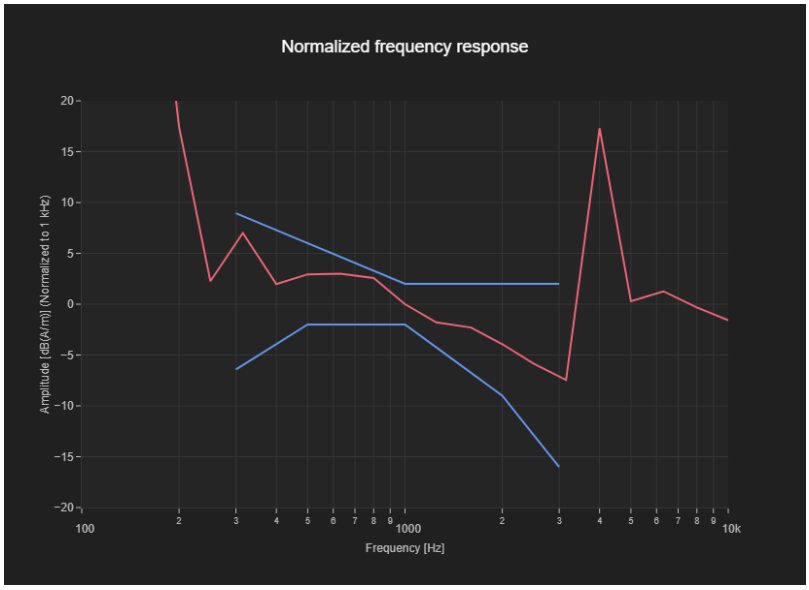

T-Coil Coupling Mode Test Report

Results

Primary Group Contiguous Point Count	Secondary Group Point Count	Secondary Group Max Longitudinal	Secondary Group Max Transverse
411	627	26	26

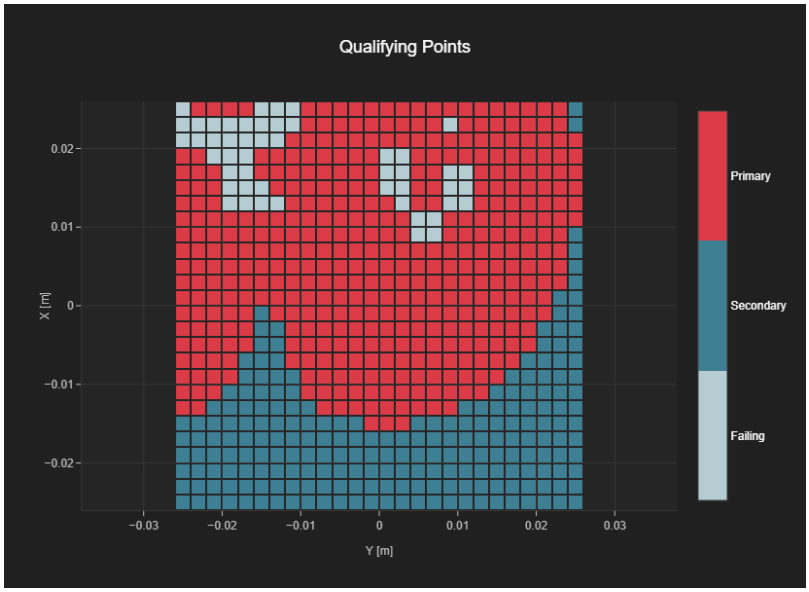

T-Coil Signal Test Report

Measurement performed on September 23, 2024 at 11:50

Device Under Test

Manufacturer	Model	Dimensions [mm]	Speaker Position [mm]
		146.2 x 71.8 x 7.5	144.3

Hardware Setup

Probe Name	Probe Calibration Date	DAE Name	DAE Calibration Date
AM1DV3 - 1048	June 04, 2024	DAE4 Sn480	September 19, 2023

Communication Systems

Band Name	Communication Systems Name	Channel	Frequency [MHz]
U-NII-5	IEEE 802.11ax (160MHz, MCS0, 90pc duty cycle)	47	6185.0

Grid Settings

Extent X [mm]	Extent Y [mm]	Step X [mm]	Step Y [mm]	Distance [mm]
52.0	52.0	4.0	4.0	10.0

Results

Audio File	Measurement Duration [s]	Gain [dB]	Hmax [dB(A/m)]
48k_voice_1kHz_1s.wav	2.0	-8.51	7.19

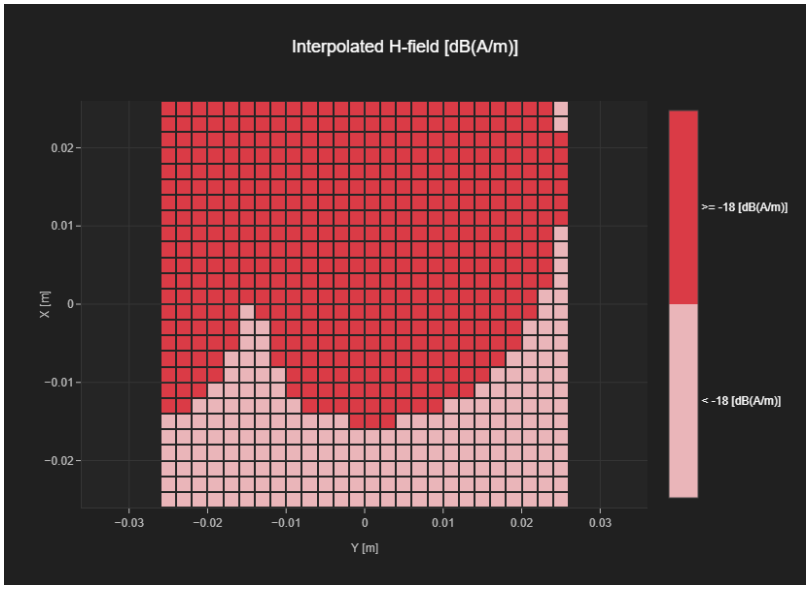

T-Coil Noise Test Report

Measurement performed on September 23, 2024 at 12:00

Device Under Test

Manufacturer	Model	Dimensions [mm]	Speaker Position [mm]
		146.2 x 71.8 x 7.5	144.3

Hardware Setup

Probe Name	Probe Calibration Date	DAE Name	DAE Calibration Date
AM1DV3 - 1048	June 04, 2024	DAE4 Sn480	September 19, 2023

Communication Systems

Band Name	Communication Systems Name	Channel	Frequency [MHz]
U-NII-5	IEEE 802.11ax (160MHz, MCS0, 90pc duty cycle)	47	6185.0

Grid Settings

Extent X [mm]	Extent Y [mm]	Step X [mm]	Step Y [mm]	Distance [mm]
52.0	52.0	4.0	4.0	10.0

Results

Secondary Group Point Count	Secondary Group Max Longitudinal	Secondary Group Max Transverse	Hmax [dB(A/m)]
627	26	26	-29.12

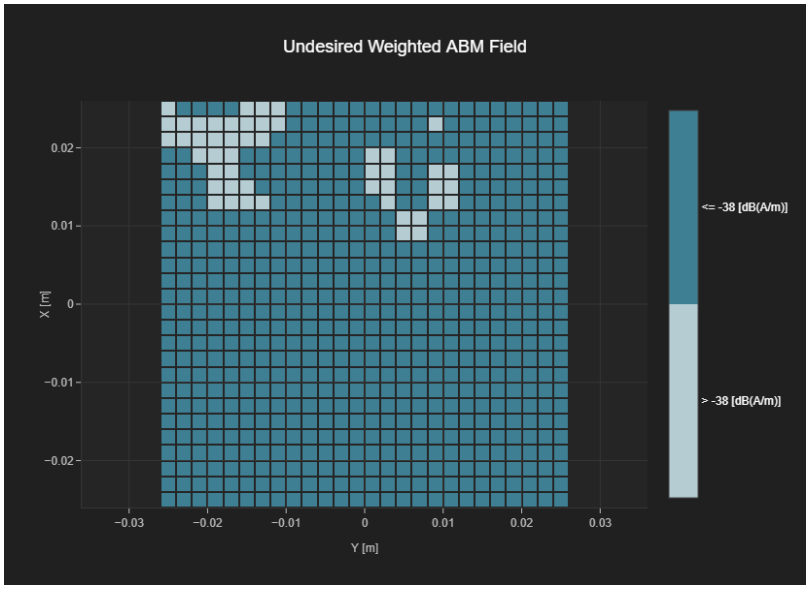

T-Coil Signal Test Report

Measurement performed on September 23, 2024 at 12:35

Device Under Test

Manufacturer	Model	Dimensions [mm]	Speaker Position [mm]
		146.2 x 71.8 x 7.5	144.3

Hardware Setup

Probe Name	Probe Calibration Date	DAE Name	DAE Calibration Date
AM1DV3 - 1048	June 04, 2024	DAE4 Sn480	September 19, 2023

Communication Systems

Band Name	Communication Systems Name	Channel	Frequency [MHz]
U-NII-6	IEEE 802.11ax (160MHz, MCS0, 90pc duty cycle)	111	6505.0

Grid Settings

Extent X [mm]	Extent Y [mm]	Step X [mm]	Step Y [mm]	Distance [mm]
52.0	52.0	4.0	4.0	10.0

Results

Audio File	Measurement Duration [s]	Margin Upper Bound [dB]	Margin Lower Bound [dB]
48k_voice_300-3000_2s.wav	2.0	0.88	2.0

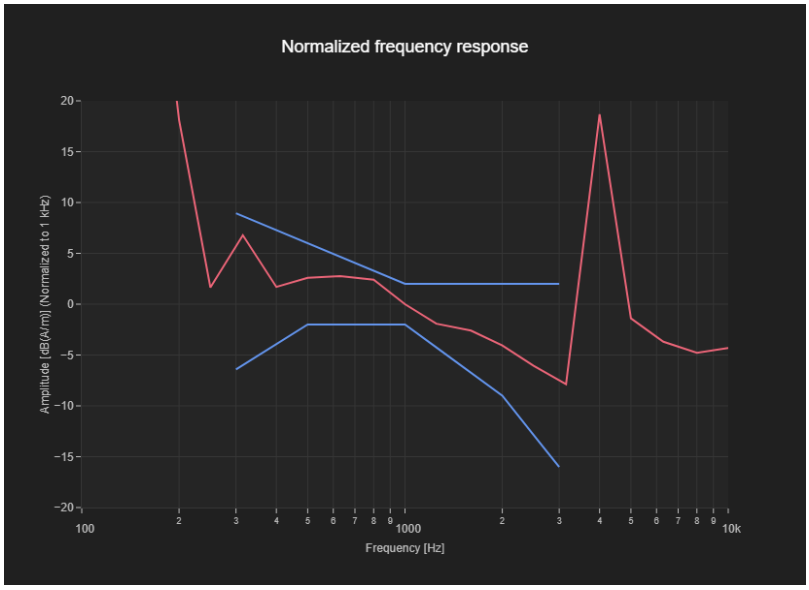

T-Coil Coupling Mode Test Report

Results

Primary Group Contiguous Point Count	Secondary Group Point Count	Secondary Group Max Longitudinal	Secondary Group Max Transverse
433	647	26	26

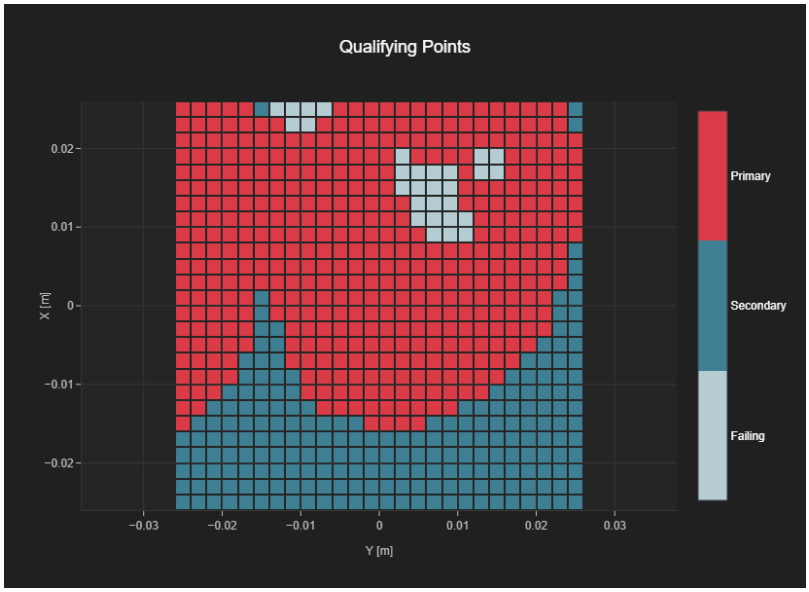

T-Coil Signal Test Report

Measurement performed on September 23, 2024 at 12:35

Device Under Test

Manufacturer	Model	Dimensions [mm]	Speaker Position [mm]
		146.2 x 71.8 x 7.5	144.3

Hardware Setup

Probe Name	Probe Calibration Date	DAE Name	DAE Calibration Date
AM1DV3 - 1048	June 04, 2024	DAE4 Sn480	September 19, 2023

Communication Systems

Band Name	Communication Systems Name	Channel	Frequency [MHz]
U-NII-6	IEEE 802.11ax (160MHz, MCS0, 90pc duty cycle)	111	6505.0

Grid Settings

Extent X [mm]	Extent Y [mm]	Step X [mm]	Step Y [mm]	Distance [mm]
52.0	52.0	4.0	4.0	10.0

Results

Audio File	Measurement Duration [s]	Gain [dB]	Hmax [dB(A/m)]
48k_voice_1kHz_1s.wav	2.0	-8.51	7.02

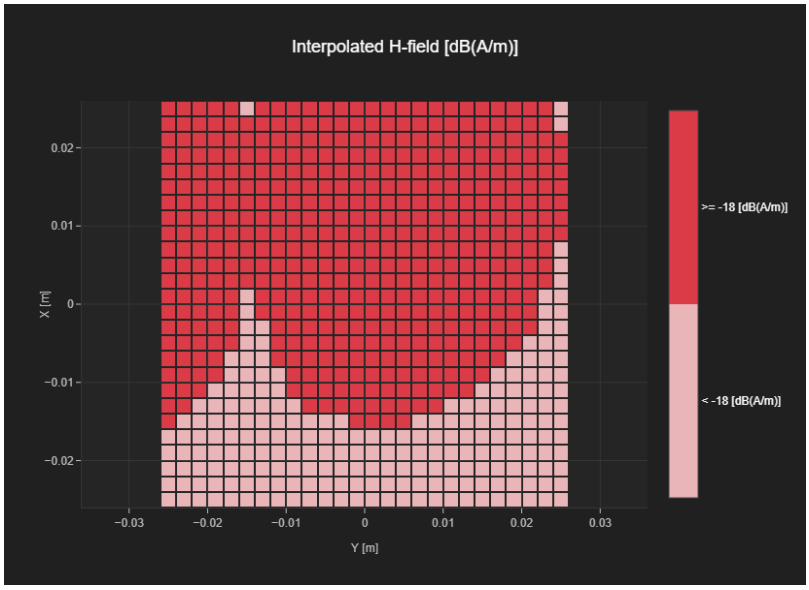

T-Coil Noise Test Report

Measurement performed on September 23, 2024 at 12:59

Device Under Test

Manufacturer	Model	Dimensions [mm]	Speaker Position [mm]
		146.2 x 71.8 x 7.5	144.3

Hardware Setup

Probe Name	Probe Calibration Date	DAE Name	DAE Calibration Date
AM1DV3 - 1048	June 04, 2024	DAE4 Sn480	September 19, 2023

Communication Systems

Band Name	Communication Systems Name	Channel	Frequency [MHz]
U-NII-6	IEEE 802.11ax (160MHz, MCS0, 90pc duty cycle)	111	6505.0

Grid Settings

Extent X [mm]	Extent Y [mm]	Step X [mm]	Step Y [mm]	Distance [mm]
52.0	52.0	4.0	4.0	10.0

Results

Secondary Group Point Count	Secondary Group Max Longitudinal	Secondary Group Max Transverse	Hmax [dB(A/m)]
647	26	26	-27.93

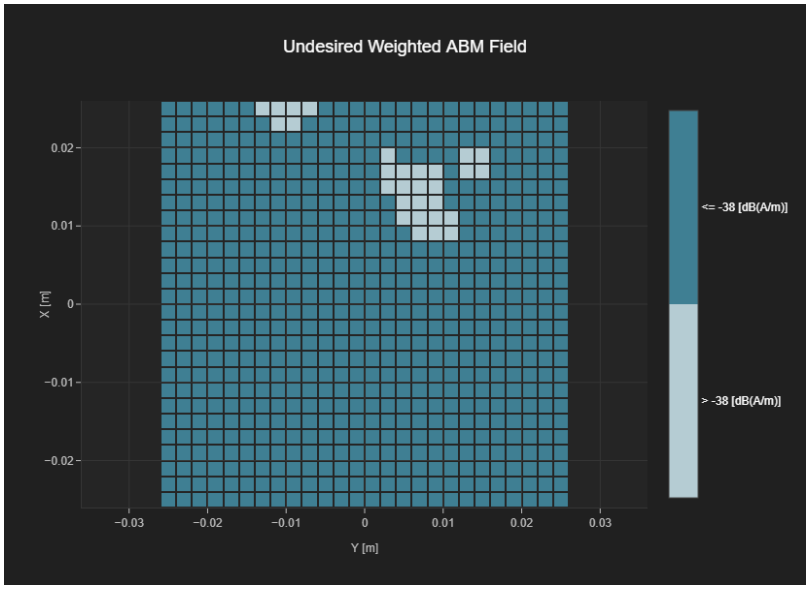

T-Coil Signal Test Report

Measurement performed on September 23, 2024 at 13:25

Device Under Test

Manufacturer	Model	Dimensions [mm]	Speaker Position [mm]
		146.2 x 71.8 x 7.5	144.3

Hardware Setup

Probe Name	Probe Calibration Date	DAE Name	DAE Calibration Date
AM1DV3 - 1048	June 04, 2024	DAE4 Sn480	September 19, 2023

Communication Systems

Band Name	Communication Systems Name	Channel	Frequency [MHz]
U-NII-7	IEEE 802.11ax (160MHz, MCS0, 90pc duty cycle)	143	6665.0

Grid Settings

Extent X [mm]	Extent Y [mm]	Step X [mm]	Step Y [mm]	Distance [mm]
52.0	52.0	4.0	4.0	10.0

Results

Audio File	Measurement Duration [s]	Margin Upper Bound [dB]	Margin Lower Bound [dB]
48k_voice_300-3000_2s.wav	2.0	0.85	2.0

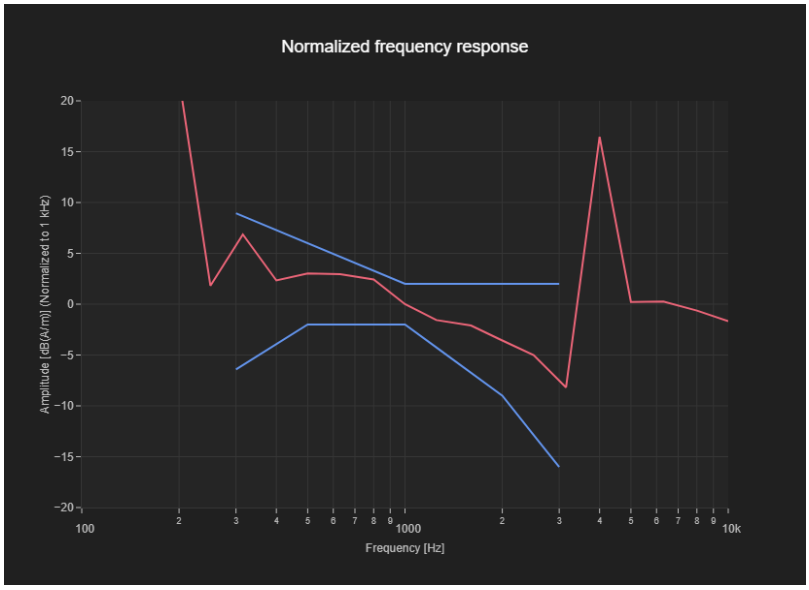

T-Coil Coupling Mode Test Report

Results

Primary Group Contiguous Point Count	Secondary Group Point Count	Secondary Group Max Longitudinal	Secondary Group Max Transverse
440	656	26	26

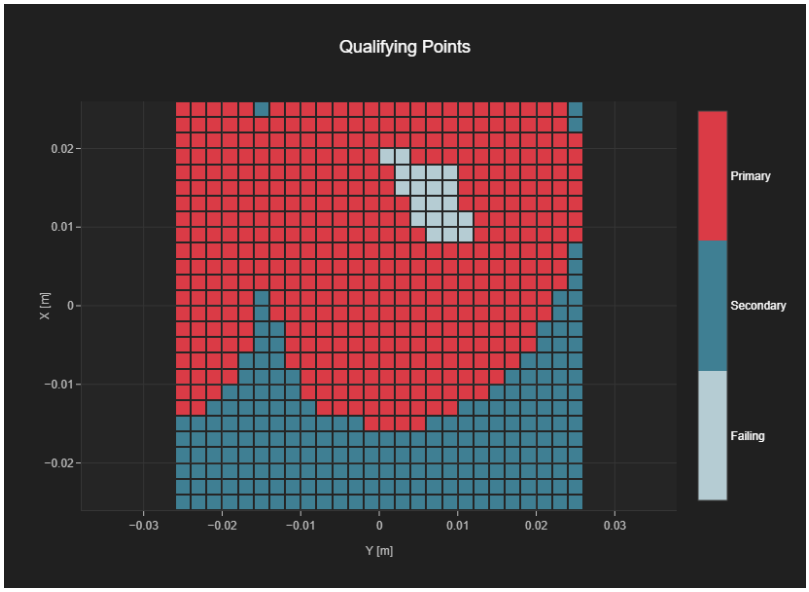

T-Coil Signal Test Report

Measurement performed on September 23, 2024 at 13:25

Device Under Test

Manufacturer	Model	Dimensions [mm]	Speaker Position [mm]
		146.2 x 71.8 x 7.5	144.3

Hardware Setup

Probe Name	Probe Calibration Date	DAE Name	DAE Calibration Date
AM1DV3 - 1048	June 04, 2024	DAE4 Sn480	September 19, 2023

Communication Systems

Band Name	Communication Systems Name	Channel	Frequency [MHz]
U-NII-7	IEEE 802.11ax (160MHz, MCS0, 90pc duty cycle)	143	6665.0

Grid Settings

Extent X [mm]	Extent Y [mm]	Step X [mm]	Step Y [mm]	Distance [mm]
52.0	52.0	4.0	4.0	10.0

Results

Audio File	Measurement Duration [s]	Gain [dB]	Hmax [dB(A/m)]
48k_voice_1kHz_1s.wav	2.0	-8.51	6.95

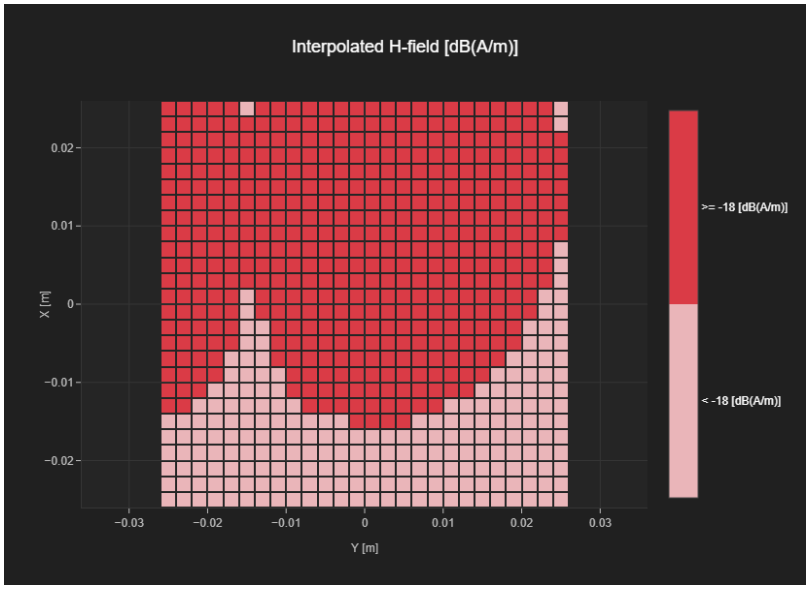

T-Coil Noise Test Report

Measurement performed on September 23, 2024 at 13:35

Device Under Test

Manufacturer	Model	Dimensions [mm]	Speaker Position [mm]
		146.2 x 71.8 x 7.5	144.3

Hardware Setup

Probe Name	Probe Calibration Date	DAE Name	DAE Calibration Date
AM1DV3 - 1048	June 04, 2024	DAE4 Sn480	September 19, 2023

Communication Systems

Band Name	Communication Systems Name	Channel	Frequency [MHz]
U-NII-7	IEEE 802.11ax (160MHz, MCS0, 90pc duty cycle)	143	6665.0

Grid Settings

Extent X [mm]	Extent Y [mm]	Step X [mm]	Step Y [mm]	Distance [mm]
52.0	52.0	4.0	4.0	10.0

Results

Secondary Group Point Count	Secondary Group Max Longitudinal	Secondary Group Max Transverse	Hmax [dB(A/m)]
656	26	26	-27.85

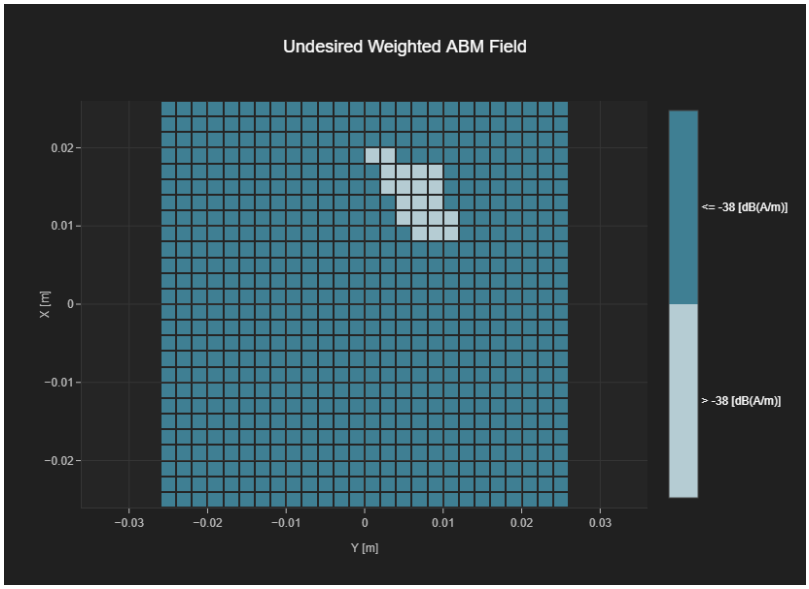

T-Coil Signal Test Report

Measurement performed on September 23, 2024 at 13:49

Device Under Test

Manufacturer	Model	Dimensions [mm]	Speaker Position [mm]
		146.2 x 71.8 x 7.5	144.3

Hardware Setup

Probe Name	Probe Calibration Date	DAE Name	DAE Calibration Date
AM1DV3 - 1048	June 04, 2024	DAE4 Sn480	September 19, 2023

Communication Systems

Band Name	Communication Systems Name	Channel	Frequency [MHz]
U-NII-8	IEEE 802.11ax (160MHz, MCS0, 90pc duty cycle)	207	6985.0

Grid Settings

Extent X [mm]	Extent Y [mm]	Step X [mm]	Step Y [mm]	Distance [mm]
52.0	52.0	4.0	4.0	10.0

Results

Audio File	Measurement Duration [s]	Margin Upper Bound [dB]	Margin Lower Bound [dB]
48k_voice_300-3000_2s.wav	2.0	0.82	2.0

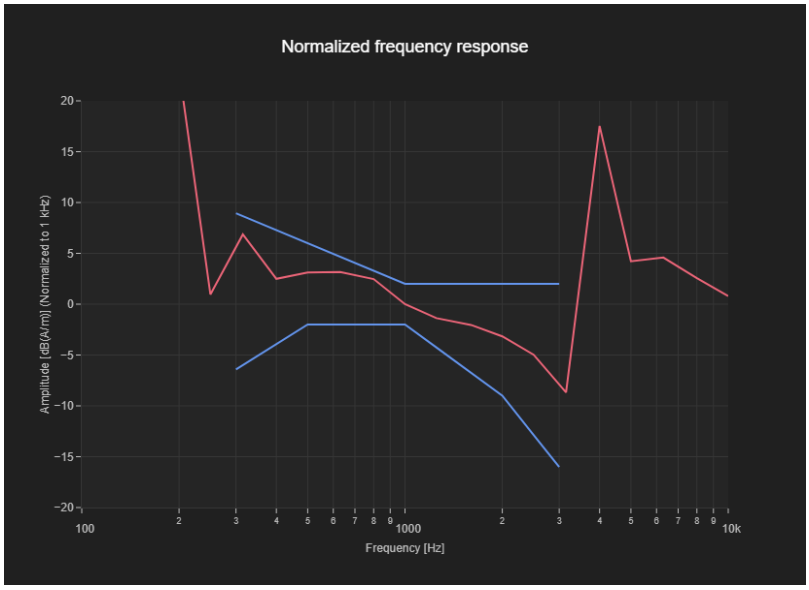

T-Coil Coupling Mode Test Report

Results

Primary Group Contiguous Point Count	Secondary Group Point Count	Secondary Group Max Longitudinal	Secondary Group Max Transverse
430	643	26	26

T-Coil Signal Test Report

Measurement performed on September 23, 2024 at 13:49

Device Under Test

Manufacturer	Model	Dimensions [mm]	Speaker Position [mm]
		146.2 x 71.8 x 7.5	144.3

Hardware Setup

Probe Name	Probe Calibration Date	DAE Name	DAE Calibration Date
AM1DV3 - 1048	June 04, 2024	DAE4 Sn480	September 19, 2023

Communication Systems

Band Name	Communication Systems Name	Channel	Frequency [MHz]
U-NII-8	IEEE 802.11ax (160MHz, MCS0, 90pc duty cycle)	207	6985.0

Grid Settings

Extent X [mm]	Extent Y [mm]	Step X [mm]	Step Y [mm]	Distance [mm]
52.0	52.0	4.0	4.0	10.0

Results

Audio File	Measurement Duration [s]	Gain [dB]	Hmax [dB(A/m)]
48k_voice_1kHz_1s.wav	2.0	-8.51	6.89

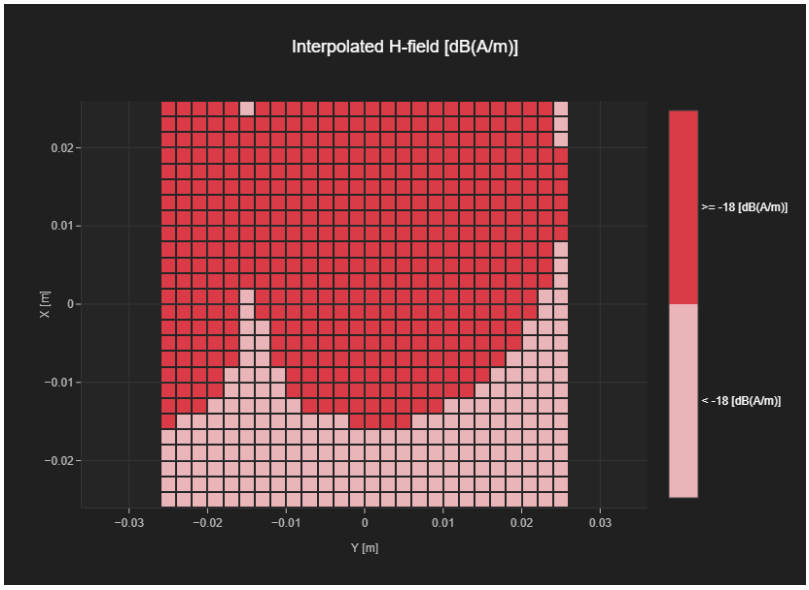

T-Coil Noise Test Report

Measurement performed on September 23, 2024 at 13:59

Device Under Test

Manufacturer	Model	Dimensions [mm]	Speaker Position [mm]
		146.2 x 71.8 x 7.5	144.3

Hardware Setup

Probe Name	Probe Calibration Date	DAE Name	DAE Calibration Date
AM1DV3 - 1048	June 04, 2024	DAE4 Sn480	September 19, 2023

Communication Systems

Band Name	Communication Systems Name	Channel	Frequency [MHz]
U-NII-8	IEEE 802.11ax (160MHz, MCS0, 90pc duty cycle)	207	6985.0

Grid Settings

Extent X [mm]	Extent Y [mm]	Step X [mm]	Step Y [mm]	Distance [mm]
52.0	52.0	4.0	4.0	10.0

Results

Secondary Group Point Count	Secondary Group Max Longitudinal	Secondary Group Max Transverse	Hmax [dB(A/m)]
643	26	26	-27.34

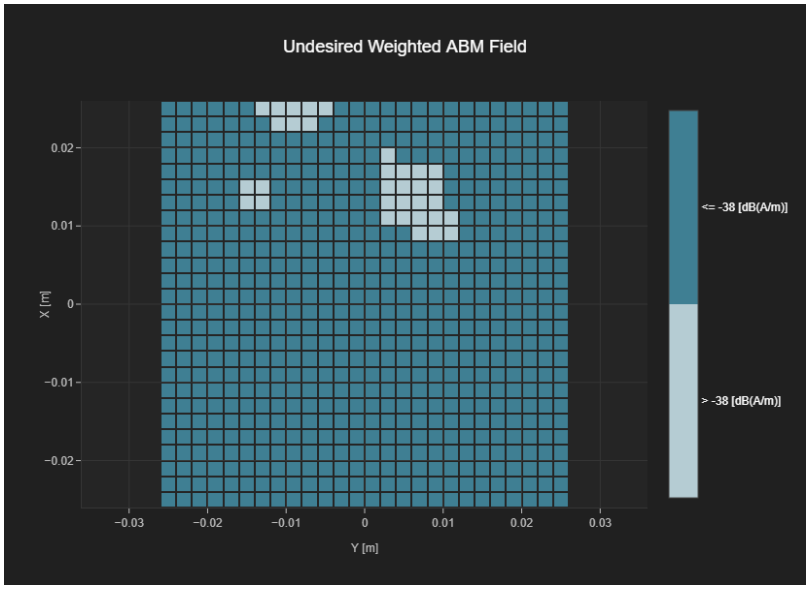

T-Coil Signal Test Report

Measurement performed on August 30, 2024 at 17:46

Device Under Test

Manufacturer	Model	Dimensions [mm]	Speaker Position [mm]
		146.2 x 71.8 x 7.5	144.3

Hardware Setup

Probe Name	Probe Calibration Date	DAE Name	DAE Calibration Date
AM1DV3 - 1048	June 04, 2024	DAE4 Sn480	September 19, 2023

Communication Systems

Band Name	Communication Systems Name	Channel	Frequency [MHz]
GSM 850	EDGE-FDD (TDMA, 8PSK, TN 0-4)	189	836.4

Grid Settings

Extent X [mm]	Extent Y [mm]	Step X [mm]	Step Y [mm]	Distance [mm]
52.0	52.0	4.0	4.0	10.0

Results

Audio File	Measurement Duration [s]	Margin Upper Bound [dB]	Margin Lower Bound [dB]
48k_voice_300-3000_2s.wav	2.0	0.34	0.46

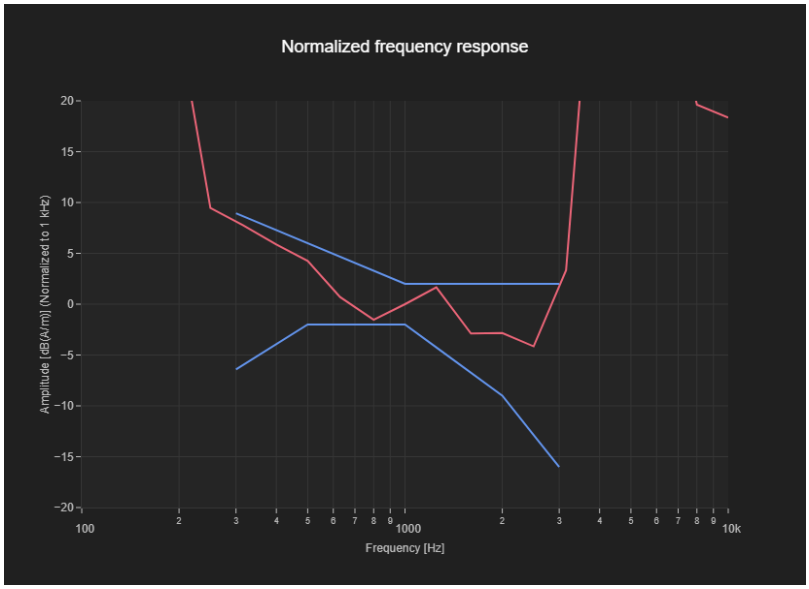

T-Coil Signal Test Report

Measurement performed on August 30, 2024 at 17:46

Device Under Test

Manufacturer	Model	Dimensions [mm]	Speaker Position [mm]
		146.2 x 71.8 x 7.5	144.3

Hardware Setup

Probe Name	Probe Calibration Date	DAE Name	DAE Calibration Date
AM1DV3 - 1048	June 04, 2024	DAE4 Sn480	September 19, 2023

Communication Systems

Band Name	Communication Systems Name	Channel	Frequency [MHz]
GSM 850	EDGE-FDD (TDMA, 8PSK, TN 0-4)	189	836.4

Grid Settings

Extent X [mm]	Extent Y [mm]	Step X [mm]	Step Y [mm]	Distance [mm]
52.0	52.0	4.0	4.0	10.0

Results

Audio File	Measurement Duration [s]	Margin Upper Bound [dB]	Margin Lower Bound [dB]
48k_voice_300-3000_2s.wav	2.0	0.34	0.46

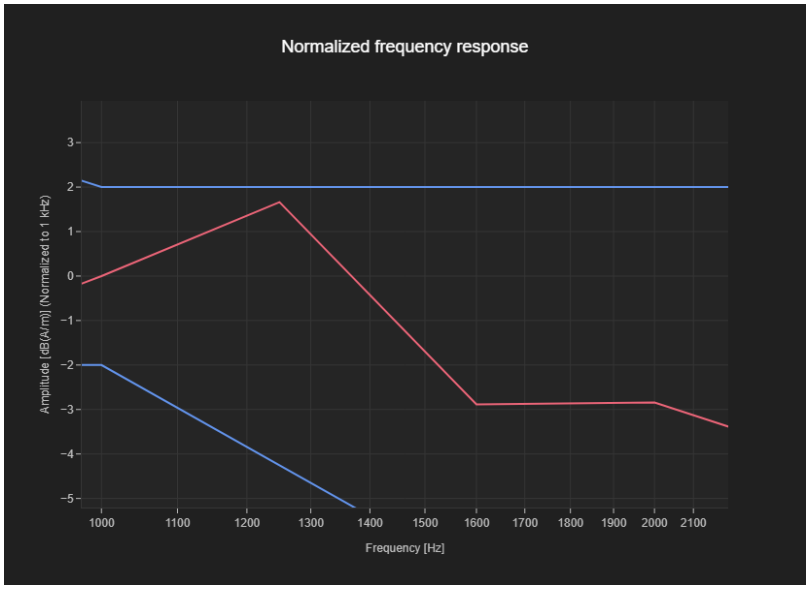

T-Coil Signal Test Report

Measurement performed on August 30, 2024 at 17:46

Device Under Test

Manufacturer	Model	Dimensions [mm]	Speaker Position [mm]
		146.2 x 71.8 x 7.5	144.3

Hardware Setup

Probe Name	Probe Calibration Date	DAE Name	DAE Calibration Date
AM1DV3 - 1048	June 04, 2024	DAE4 Sn480	September 19, 2023

Communication Systems

Band Name	Communication Systems Name	Channel	Frequency [MHz]
GSM 850	EDGE-FDD (TDMA, 8PSK, TN 0-4)	189	836.4

Grid Settings

Extent X [mm]	Extent Y [mm]	Step X [mm]	Step Y [mm]	Distance [mm]
52.0	52.0	4.0	4.0	10.0

Results

Audio File	Measurement Duration [s]	Margin Upper Bound [dB]	Margin Lower Bound [dB]
48k_voice_300-3000_2s.wav	2.0	0.34	0.46

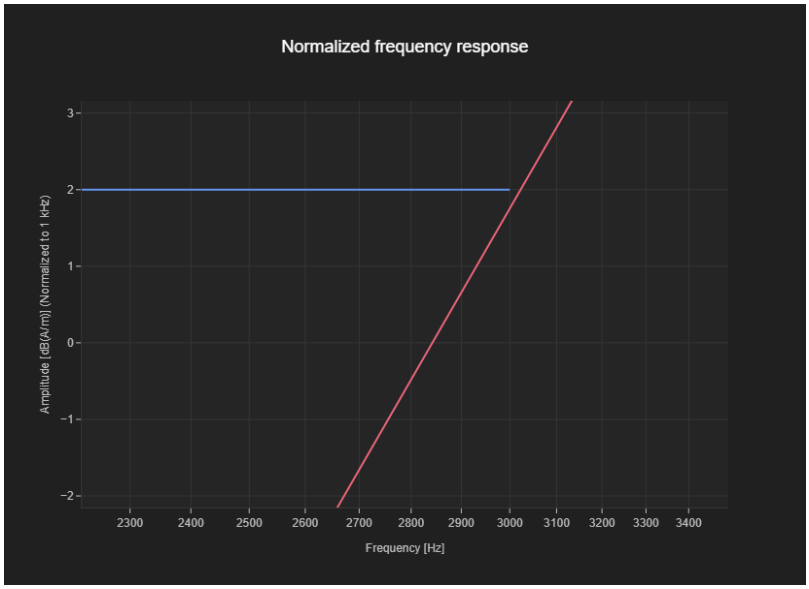

T-Coil Coupling Mode Test Report

Results

Primary Group Contiguous Point Count	Secondary Group Point Count	Secondary Group Max Longitudinal	Secondary Group Max Transverse
131	344	15	26

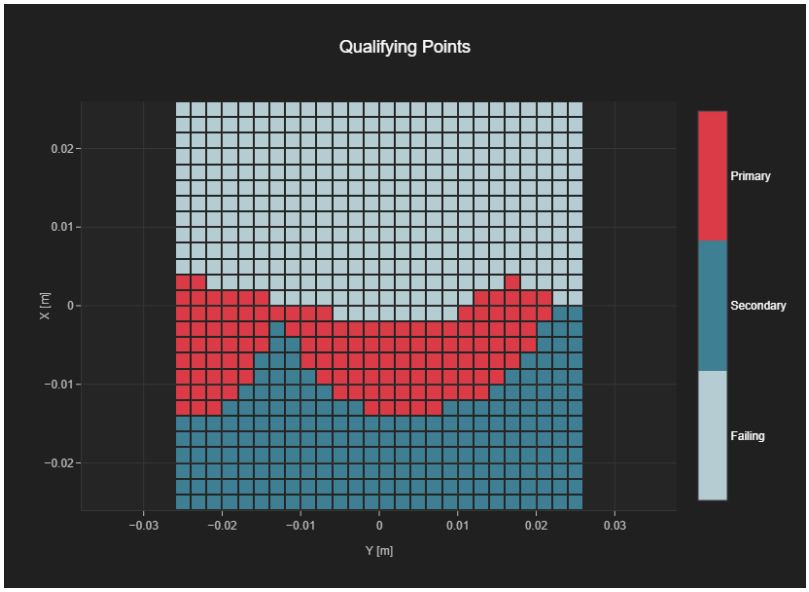

T-Coil Signal Test Report

Measurement performed on August 30, 2024 at 17:46

Device Under Test

Manufacturer	Model	Dimensions [mm]	Speaker Position [mm]
		146.2 x 71.8 x 7.5	144.3

Hardware Setup

Probe Name	Probe Calibration Date	DAE Name	DAE Calibration Date
AM1DV3 - 1048	June 04, 2024	DAE4 Sn480	September 19, 2023

Communication Systems

Band Name	Communication Systems Name	Channel	Frequency [MHz]
GSM 850	EDGE-FDD (TDMA, 8PSK, TN 0-4)	189	836.4

Grid Settings

Extent X [mm]	Extent Y [mm]	Step X [mm]	Step Y [mm]	Distance [mm]
52.0	52.0	4.0	4.0	10.0

Results

Audio File	Measurement Duration [s]	Gain [dB]	Hmax [dB(A/m)]
48k_voice_1kHz_1s.wav	2.0	-8.51	6.44

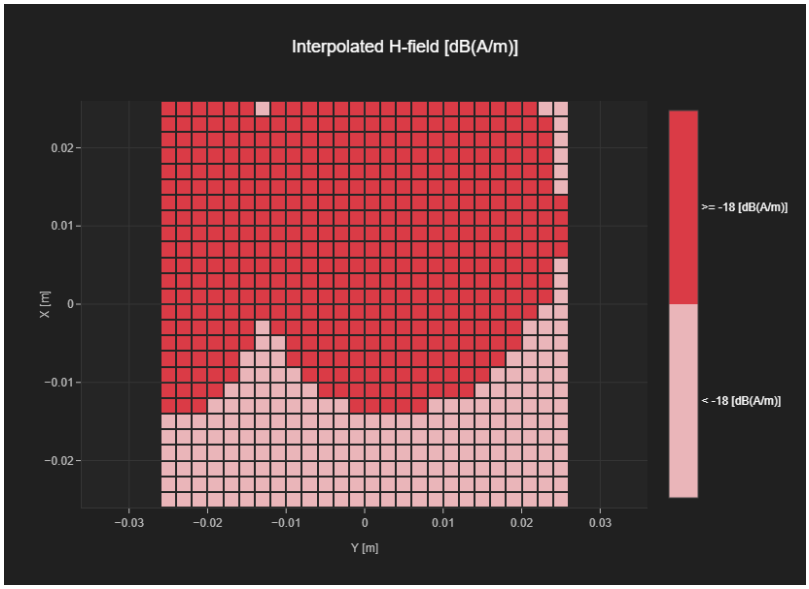

T-Coil Noise Test Report

Measurement performed on August 30, 2024 at 17:58

Device Under Test

Manufacturer	Model	Dimensions [mm]	Speaker Position [mm]
		146.2 x 71.8 x 7.5	144.3

Hardware Setup

Probe Name	Probe Calibration Date	DAE Name	DAE Calibration Date
AM1DV3 - 1048	June 04, 2024	DAE4 Sn480	September 19, 2023

Communication Systems

Band Name	Communication Systems Name	Channel	Frequency [MHz]
GSM 850	EDGE-FDD (TDMA, 8PSK, TN 0-4)	189	836.4

Grid Settings

Extent X [mm]	Extent Y [mm]	Step X [mm]	Step Y [mm]	Distance [mm]
52.0	52.0	4.0	4.0	10.0

Results

Secondary Group Point Count	Secondary Group Max Longitudinal	Secondary Group Max Transverse	Hmax [dB(A/m)]
344	15	26	-20.35

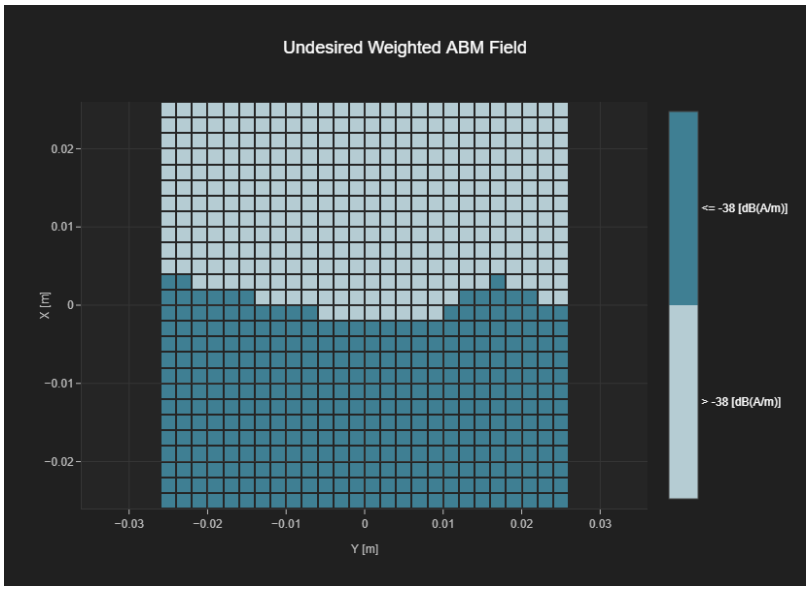

T-Coil Signal Test Report

Measurement performed on August 31, 2024 at 11:42

Device Under Test

Manufacturer	Model	Dimensions [mm]	Speaker Position [mm]
		146.2 x 71.8 x 7.5	144.3

Hardware Setup

Probe Name	Probe Calibration Date	DAE Name	DAE Calibration Date
AM1DV3 - 1048	June 04, 2024	DAE4 Sn480	September 19, 2023

Communication Systems

Band Name	Communication Systems Name	Channel	Frequency [MHz]
Band 5, UTRA/FDD	UMTS-FDD (HSPA+)	4182	836.4

Grid Settings

Extent X [mm]	Extent Y [mm]	Step X [mm]	Step Y [mm]	Distance [mm]
52.0	52.0	4.0	4.0	10.0

Results

Audio File	Measurement Duration [s]	Margin Upper Bound [dB]	Margin Lower Bound [dB]
48k_voice_300-3000_2s.wav	2.0	2.0	1.46

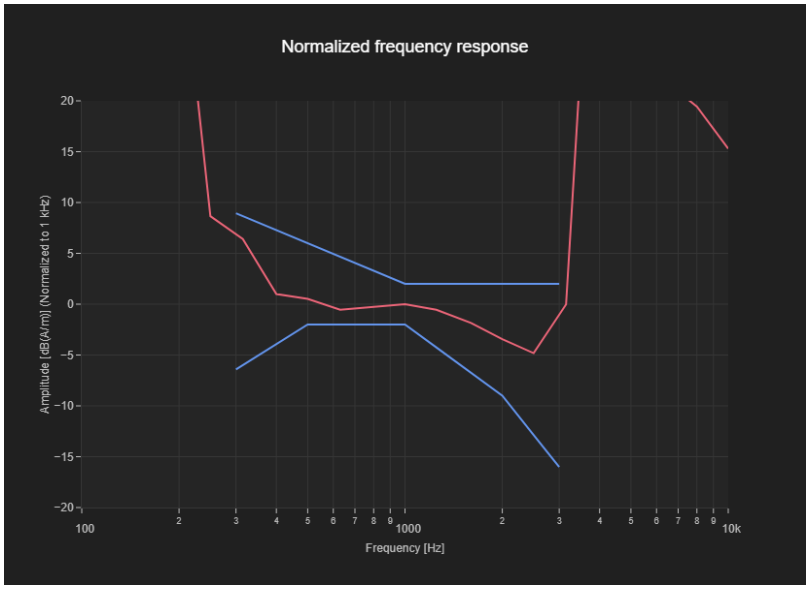

T-Coil Coupling Mode Test Report

Results

Primary Group Contiguous Point Count	Secondary Group Point Count	Secondary Group Max Longitudinal	Secondary Group Max Transverse
399	668	26	26

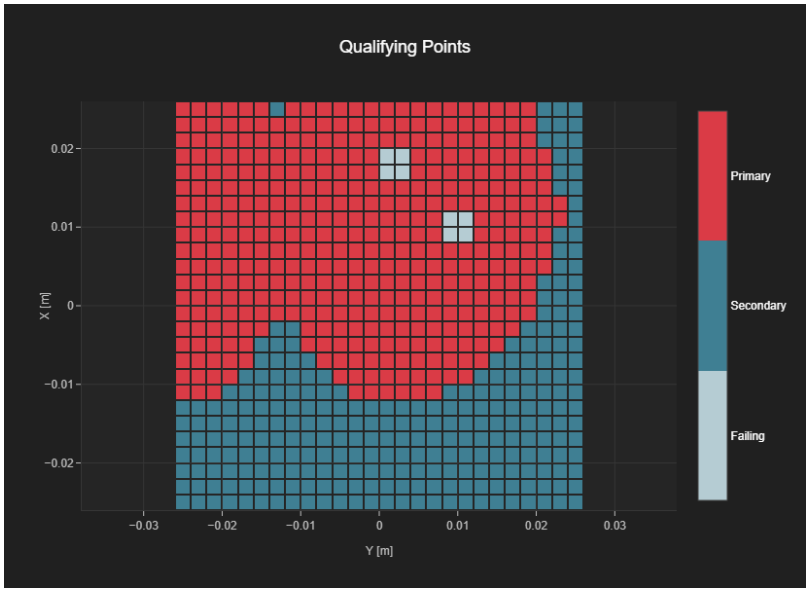

T-Coil Signal Test Report

Measurement performed on August 31, 2024 at 11:42

Device Under Test

Manufacturer	Model	Dimensions [mm]	Speaker Position [mm]
		146.2 x 71.8 x 7.5	144.3

Hardware Setup

Probe Name	Probe Calibration Date	DAE Name	DAE Calibration Date
AM1DV3 - 1048	June 04, 2024	DAE4 Sn480	September 19, 2023

Communication Systems

Band Name	Communication Systems Name	Channel	Frequency [MHz]
Band 5, UTRA/FDD	UMTS-FDD (HSPA+)	4182	836.4

Grid Settings

Extent X [mm]	Extent Y [mm]	Step X [mm]	Step Y [mm]	Distance [mm]
52.0	52.0	4.0	4.0	10.0

Results

Audio File	Measurement Duration [s]	Gain [dB]	Hmax [dB(A/m)]
48k_voice_1kHz_1s.wav	2.0	-8.51	3.15

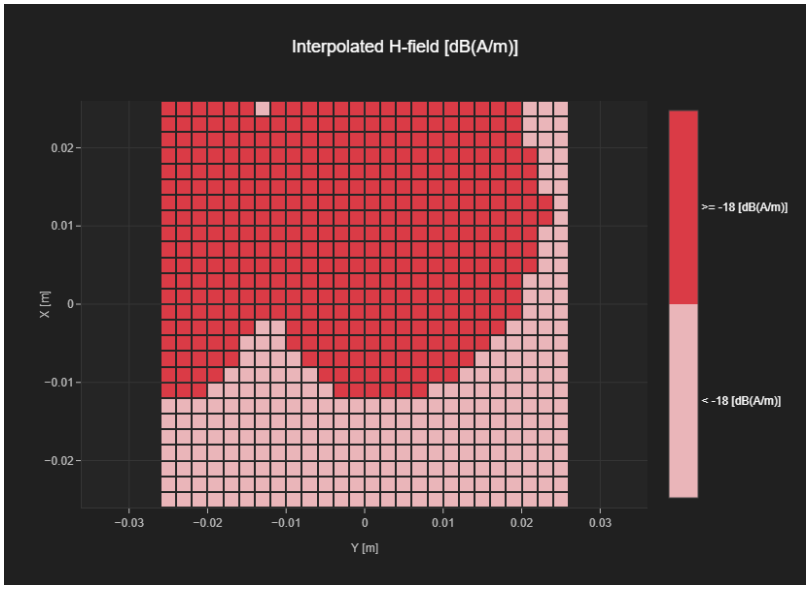

T-Coil Noise Test Report

Measurement performed on August 31, 2024 at 11:53

Device Under Test

Manufacturer	Model	Dimensions [mm]	Speaker Position [mm]
		146.2 x 71.8 x 7.5	144.3

Hardware Setup

Probe Name	Probe Calibration Date	DAE Name	DAE Calibration Date
AM1DV3 - 1048	June 04, 2024	DAE4 Sn480	September 19, 2023

Communication Systems

Band Name	Communication Systems Name	Channel	Frequency [MHz]
Band 5, UTRA/FDD	UMTS-FDD (HSPA+)	4182	836.4

Grid Settings

Extent X [mm]	Extent Y [mm]	Step X [mm]	Step Y [mm]	Distance [mm]
52.0	52.0	4.0	4.0	10.0

Results

Secondary Group Point Count	Secondary Group Max Longitudinal	Secondary Group Max Transverse	Hmax [dB(A/m)]
668	26	26	-31.71

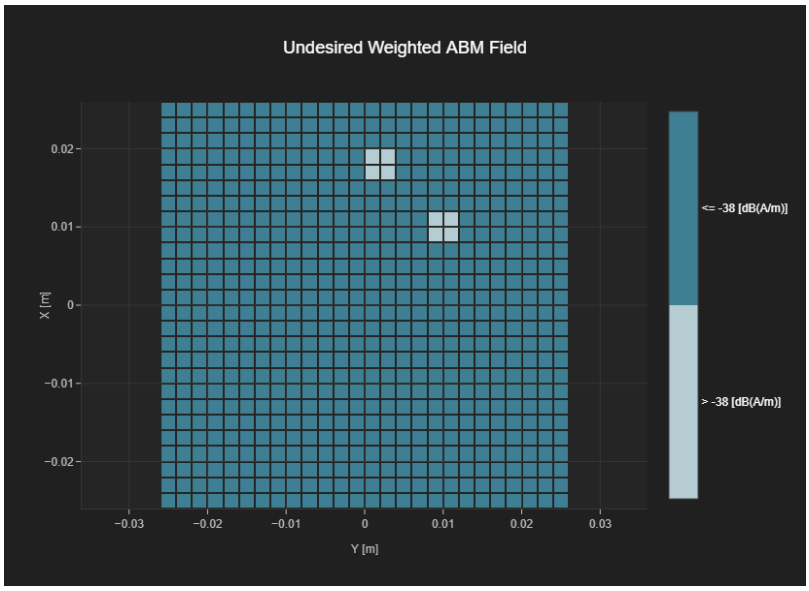

T-Coil Signal Test Report

Measurement performed on August 31, 2024 at 12:39

Device Under Test

Manufacturer	Model	Dimensions [mm]	Speaker Position [mm]
		146.2 x 71.8 x 7.5	144.3

Hardware Setup

Probe Name	Probe Calibration Date	DAE Name	DAE Calibration Date
AM1DV3 - 1048	June 04, 2024	DAE4 Sn480	September 19, 2023

Communication Systems

Band Name	Communication Systems Name	Channel	Frequency [MHz]
Band 41, E-UTRA/TDD	LTE-TDD (SC-FDMA, 1 RB, 20 MHz, QPSK)	40620	2593.0

Grid Settings

Extent X [mm]	Extent Y [mm]	Step X [mm]	Step Y [mm]	Distance [mm]
52.0	52.0	4.0	4.0	10.0

Results

Audio File	Measurement Duration [s]	Margin Upper Bound [dB]	Margin Lower Bound [dB]
48k_voice_300-3000_2s.wav	2.0	2.0	1.67

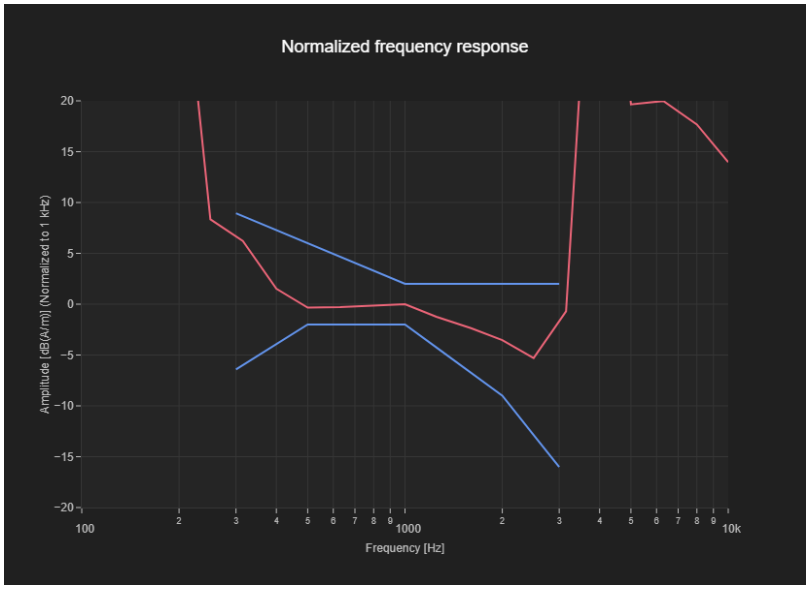

T-Coil Coupling Mode Test Report

Results

Primary Group Contiguous Point Count	Secondary Group Point Count	Secondary Group Max Longitudinal	Secondary Group Max Transverse
106	345	22	26

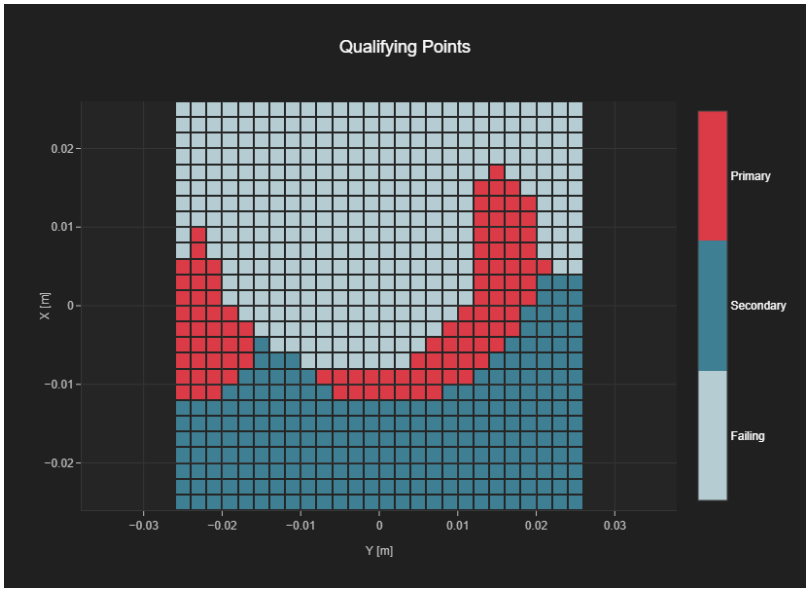

T-Coil Signal Test Report

Measurement performed on August 31, 2024 at 12:39

Device Under Test

Manufacturer	Model	Dimensions [mm]	Speaker Position [mm]
		146.2 x 71.8 x 7.5	144.3

Hardware Setup

Probe Name	Probe Calibration Date	DAE Name	DAE Calibration Date
AM1DV3 - 1048	June 04, 2024	DAE4 Sn480	September 19, 2023

Communication Systems

Band Name	Communication Systems Name	Channel	Frequency [MHz]
Band 41, E-UTRA/TDD	LTE-TDD (SC-FDMA, 1 RB, 20 MHz, QPSK)	40620	2593.0

Grid Settings

Extent X [mm]	Extent Y [mm]	Step X [mm]	Step Y [mm]	Distance [mm]
52.0	52.0	4.0	4.0	10.0

Results

Audio File	Measurement Duration [s]	Gain [dB]	Hmax [dB(A/m)]
48k_voice_1kHz_1s.wav	2.0	-8.51	3.56

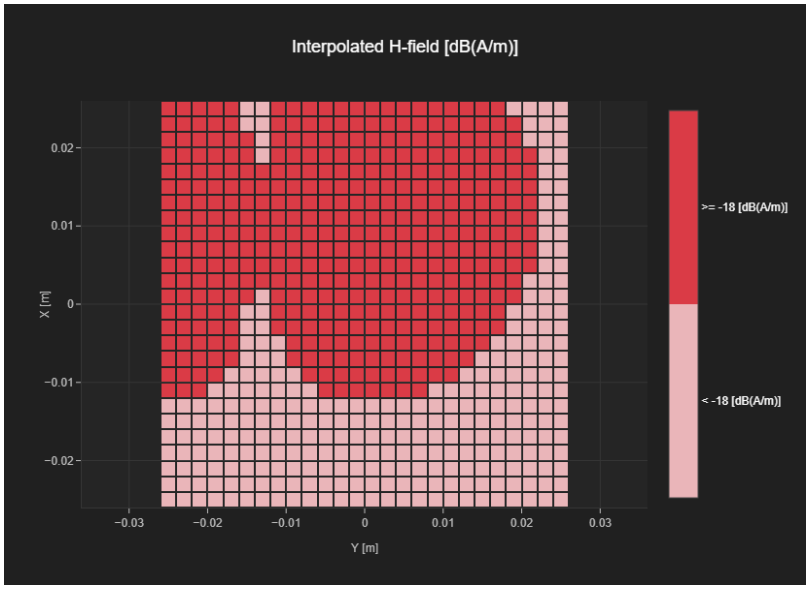

T-Coil Noise Test Report

Measurement performed on August 31, 2024 at 12:48

Device Under Test

Manufacturer	Model	Dimensions [mm]	Speaker Position [mm]
		146.2 x 71.8 x 7.5	144.3

Hardware Setup

Probe Name	Probe Calibration Date	DAE Name	DAE Calibration Date
AM1DV3 - 1048	June 04, 2024	DAE4 Sn480	September 19, 2023

Communication Systems

Band Name	Communication Systems Name	Channel	Frequency [MHz]
Band 41, E-UTRA/TDD	LTE-TDD (SC-FDMA, 1 RB, 20 MHz, QPSK)	40620	2593.0

Grid Settings

Extent X [mm]	Extent Y [mm]	Step X [mm]	Step Y [mm]	Distance [mm]
52.0	52.0	4.0	4.0	10.0

Results

Secondary Group Point Count	Secondary Group Max Longitudinal	Secondary Group Max Transverse	Hmax [dB(A/m)]
345	22	26	-15.75

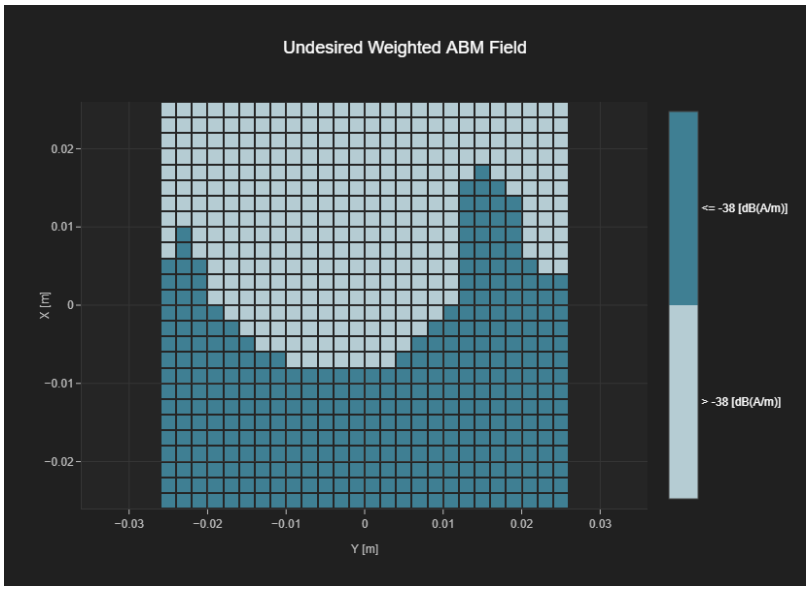

T-Coil Signal Test Report

Measurement performed on November 19, 2024 at 10:20

Device Under Test

Manufacturer	Model	Dimensions [mm]	Speaker Position [mm]
		146.2 x 71.8 x 7.5	144.3

Hardware Setup

Probe Name	Probe Calibration Date	DAE Name	DAE Calibration Date
AM1DV3 - 1048	June 04, 2024	DAE4 Sn1643	March 27, 2024

Communication Systems

Band Name	Communication Systems Name	Channel	Frequency [MHz]
n2, FR1/FDD	5G NR (DFT-s-OFDM, 1 RB, 20 MHz, QPSK)	376000	1880.0

Grid Settings

Extent X [mm]	Extent Y [mm]	Step X [mm]	Step Y [mm]	Distance [mm]
52.0	52.0	4.0	4.0	10.0

Results

Audio File	Measurement Duration [s]	Margin Upper Bound [dB]	Margin Lower Bound [dB]
48k_voice_300-3000_2s.wav	2.0	1.29	1.37

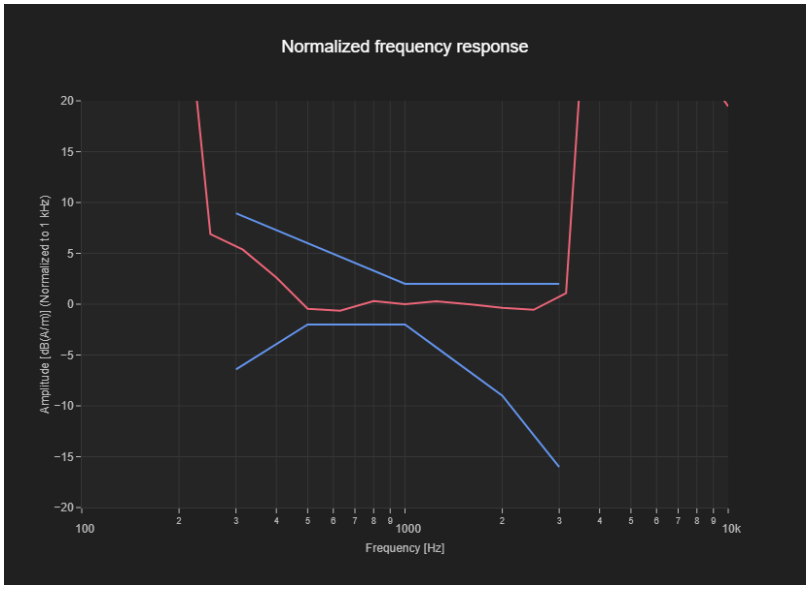

T-Coil Coupling Mode Test Report

Results

Primary Group Contiguous Point Count	Secondary Group Point Count	Secondary Group Max Longitudinal	Secondary Group Max Transverse
107	396	21	26

T-Coil Signal Test Report

Measurement performed on November 19, 2024 at 10:20

Device Under Test

Manufacturer	Model	Dimensions [mm]	Speaker Position [mm]
		146.2 x 71.8 x 7.5	144.3

Hardware Setup

Probe Name	Probe Calibration Date	DAE Name	DAE Calibration Date
AM1DV3 - 1048	June 04, 2024	DAE4 Sn1643	March 27, 2024

Communication Systems

Band Name	Communication Systems Name	Channel	Frequency [MHz]
n2, FR1/FDD	5G NR (DFT-s-OFDM, 1 RB, 20 MHz, QPSK)	376000	1880.0

Grid Settings

Extent X [mm]	Extent Y [mm]	Step X [mm]	Step Y [mm]	Distance [mm]
52.0	52.0	4.0	4.0	10.0

Results

Audio File	Measurement Duration [s]	Gain [dB]	Hmax [dB(A/m)]
48k_voice_1kHz_1s.wav	2.0	-8.51	-1.56

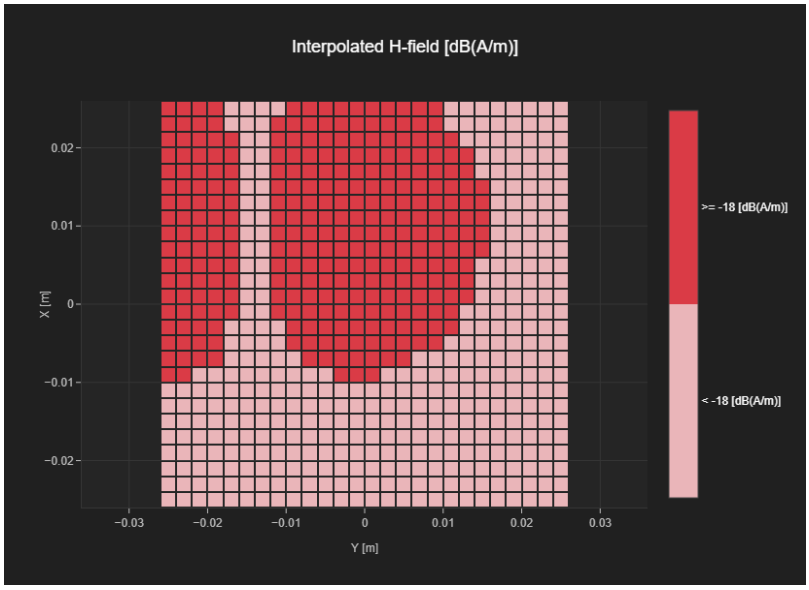

T-Coil Noise Test Report

Measurement performed on November 19, 2024 at 10:20

Device Under Test

Manufacturer	Model	Dimensions [mm]	Speaker Position [mm]
		146.2 x 71.8 x 7.5	144.3

Hardware Setup

Probe Name	Probe Calibration Date	DAE Name	DAE Calibration Date
AM1DV3 - 1048	June 04, 2024	DAE4 Sn1643	March 27, 2024

Communication Systems

Band Name	Communication Systems Name	Channel	Frequency [MHz]
n2, FR1/FDD	5G NR (DFT-s-OFDM, 1 RB, 20 MHz, QPSK)	376000	1880.0

Grid Settings

Extent X [mm]	Extent Y [mm]	Step X [mm]	Step Y [mm]	Distance [mm]
52.0	52.0	4.0	4.0	10.0

Results

Secondary Group Point Count	Secondary Group Max Longitudinal	Secondary Group Max Transverse	Hmax [dB(A/m)]
396	21	26	-26.31

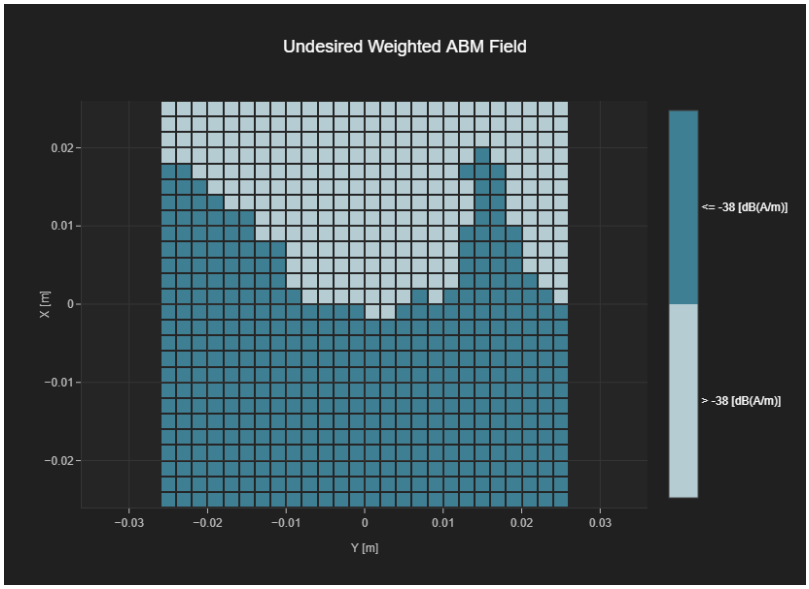

T-Coil Signal Test Report

Measurement performed on November 19, 2024 at 15:17

Device Under Test

Manufacturer	Model	Dimensions [mm]	Speaker Position [mm]
		146.2 x 71.8 x 7.5	144.3

Hardware Setup

Probe Name	Probe Calibration Date	DAE Name	DAE Calibration Date
AM1DV3 - 1048	June 04, 2024	DAE4 Sn1643	March 27, 2024

Communication Systems

Band Name	Communication Systems Name	Channel	Frequency [MHz]
n41, FR1/TDD	5G NR (DFT-s-OFDM, 1 RB, 100 MHz, QPSK)	518598	2592.99

Grid Settings

Extent X [mm]	Extent Y [mm]	Step X [mm]	Step Y [mm]	Distance [mm]
52.0	52.0	4.0	4.0	10.0

Results

Audio File	Measurement Duration [s]	Margin Upper Bound [dB]	Margin Lower Bound [dB]
48k_voice_300-3000_2s.wav	2.0	0.71	2.0

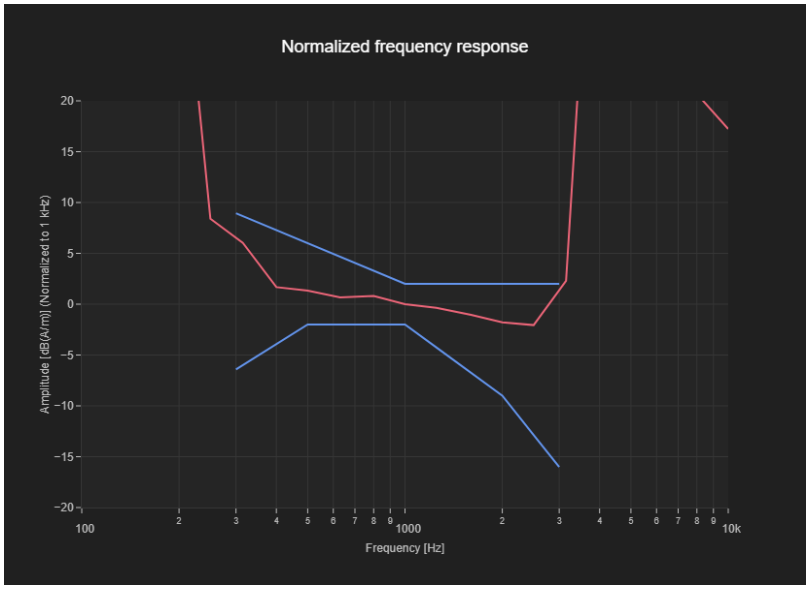

T-Coil Coupling Mode Test Report

Results

Primary Group Contiguous Point Count	Secondary Group Point Count	Secondary Group Max Longitudinal	Secondary Group Max Transverse
96	352	21	26

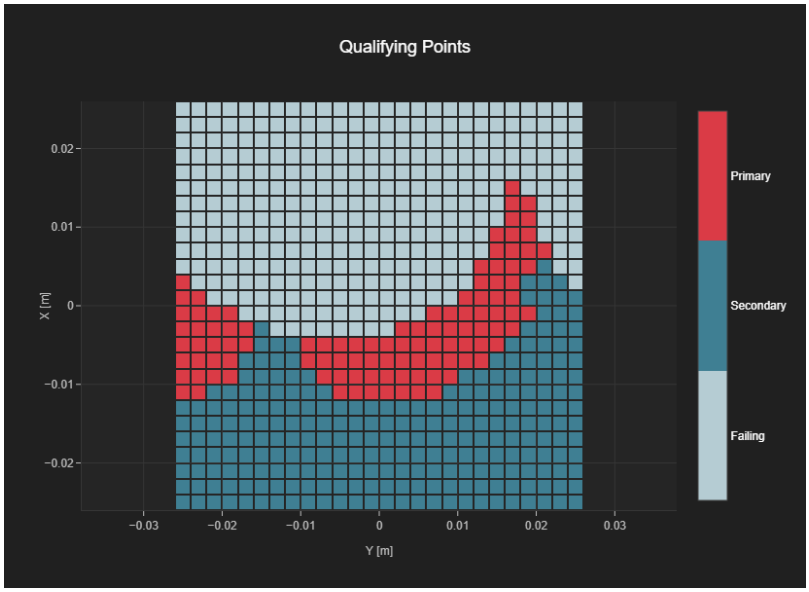

T-Coil Signal Test Report

Measurement performed on November 19, 2024 at 15:17

Device Under Test

Manufacturer	Model	Dimensions [mm]	Speaker Position [mm]
		146.2 x 71.8 x 7.5	144.3

Hardware Setup

Probe Name	Probe Calibration Date	DAE Name	DAE Calibration Date
AM1DV3 - 1048	June 04, 2024	DAE4 Sn1643	March 27, 2024

Communication Systems

Band Name	Communication Systems Name	Channel	Frequency [MHz]
n41, FR1/TDD	5G NR (DFT-s-OFDM, 1 RB, 100 MHz, QPSK)	518598	2592.99

Grid Settings

Extent X [mm]	Extent Y [mm]	Step X [mm]	Step Y [mm]	Distance [mm]
52.0	52.0	4.0	4.0	10.0

Results

Audio File	Measurement Duration [s]	Gain [dB]	Hmax [dB(A/m)]
48k_voice_1kHz_1s.wav	2.0	-8.51	-1.56

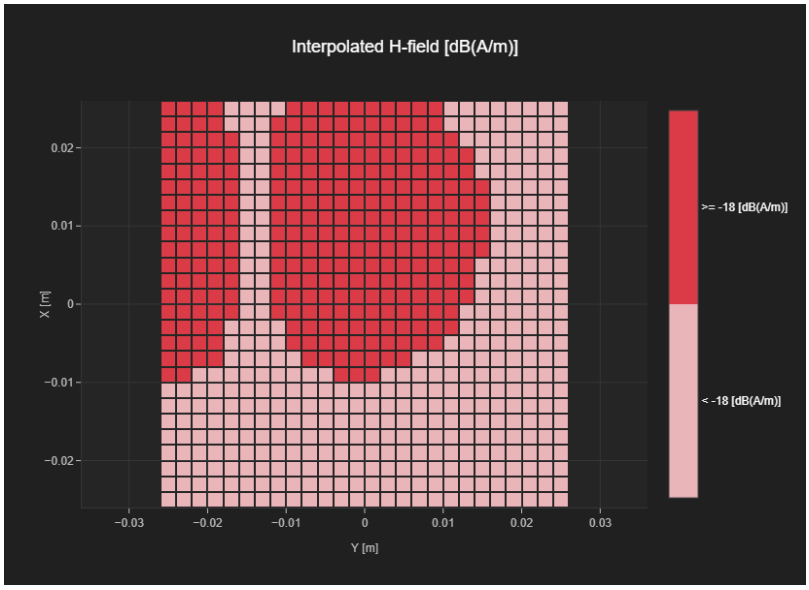

T-Coil Noise Test Report

Measurement performed on November 19, 2024 at 15:17

Device Under Test

Manufacturer	Model	Dimensions [mm]	Speaker Position [mm]
		146.2 x 71.8 x 7.5	144.3

Hardware Setup

Probe Name	Probe Calibration Date	DAE Name	DAE Calibration Date
AM1DV3 - 1048	June 04, 2024	DAE4 Sn1643	March 27, 2024

Communication Systems

Band Name	Communication Systems Name	Channel	Frequency [MHz]
n41, FR1/TDD	5G NR (DFT-s-OFDM, 1 RB, 100 MHz, QPSK)	518598	2592.99

Grid Settings

Extent X [mm]	Extent Y [mm]	Step X [mm]	Step Y [mm]	Distance [mm]
52.0	52.0	4.0	4.0	10.0

Results

Secondary Group Point Count	Secondary Group Max Longitudinal	Secondary Group Max Transverse	Hmax [dB(A/m)]
352	21	26	-17.73

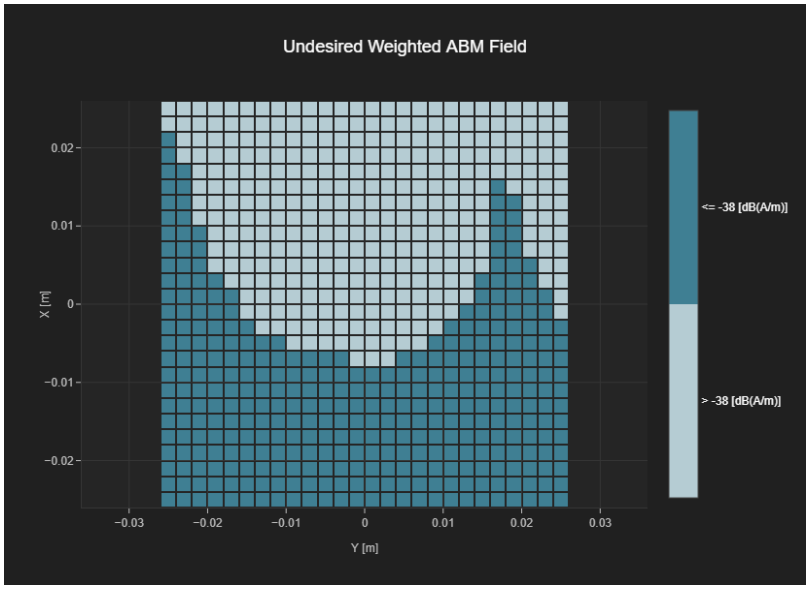

T-Coil Signal Test Report

Measurement performed on September 10, 2024 at 14:08

Device Under Test

Manufacturer	Model	Dimensions [mm]	Speaker Position [mm]
		146.2 x 71.8 x 7.5	144.3

Hardware Setup

Probe Name	Probe Calibration Date	DAE Name	DAE Calibration Date
AM1DV3 - 1048	June 04, 2024	DAE4 Sn480	September 19, 2023

Communication Systems

Band Name	Communication Systems Name	Channel	Frequency [MHz]
WLAN 2.4GHz	IEEE 802.11b WiFi 2.4 GHz (DSSS, 1 Mbps)	6	2437.0

Grid Settings

Extent X [mm]	Extent Y [mm]	Step X [mm]	Step Y [mm]	Distance [mm]
52.0	52.0	4.0	4.0	10.0

Results

Audio File	Measurement Duration [s]	Margin Upper Bound [dB]	Margin Lower Bound [dB]
48k_voice_300-3000_2s.wav	2.0	1.79	2.0

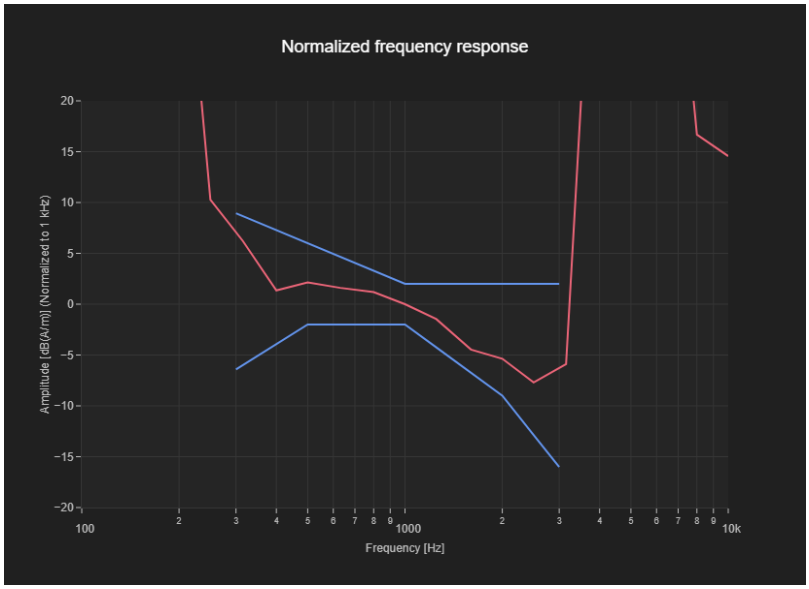

T-Coil Coupling Mode Test Report

Results

Primary Group Contiguous Point Count	Secondary Group Point Count	Secondary Group Max Longitudinal	Secondary Group Max Transverse
98	323	21	26

T-Coil Signal Test Report

Measurement performed on September 10, 2024 at 14:08

Device Under Test

Manufacturer	Model	Dimensions [mm]	Speaker Position [mm]
		146.2 x 71.8 x 7.5	144.3

Hardware Setup

Probe Name	Probe Calibration Date	DAE Name	DAE Calibration Date
AM1DV3 - 1048	June 04, 2024	DAE4 Sn480	September 19, 2023

Communication Systems

Band Name	Communication Systems Name	Channel	Frequency [MHz]
WLAN 2.4GHz	IEEE 802.11b WiFi 2.4 GHz (DSSS, 1 Mbps)	6	2437.0

Grid Settings

Extent X [mm]	Extent Y [mm]	Step X [mm]	Step Y [mm]	Distance [mm]
52.0	52.0	4.0	4.0	10.0

Results

Audio File	Measurement Duration [s]	Gain [dB]	Hmax [dB(A/m)]
48k_voice_1kHz_1s.wav	2.0	-8.51	4.32

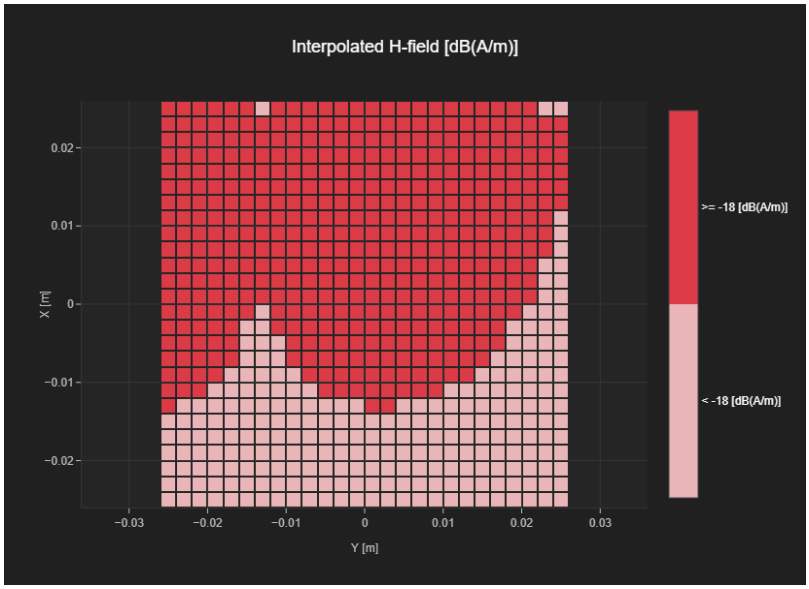

T-Coil Noise Test Report

Measurement performed on September 10, 2024 at 14:19

Device Under Test

Manufacturer	Model	Dimensions [mm]	Speaker Position [mm]
		146.2 x 71.8 x 7.5	144.3

Hardware Setup

Probe Name	Probe Calibration Date	DAE Name	DAE Calibration Date
AM1DV3 - 1048	June 04, 2024	DAE4 Sn480	September 19, 2023

Communication Systems

Band Name	Communication Systems Name	Channel	Frequency [MHz]
WLAN 2.4GHz	IEEE 802.11b WiFi 2.4 GHz (DSSS, 1 Mbps)	6	2437.0

Grid Settings

Extent X [mm]	Extent Y [mm]	Step X [mm]	Step Y [mm]	Distance [mm]
52.0	52.0	4.0	4.0	10.0

Results

Secondary Group Point Count	Secondary Group Max Longitudinal	Secondary Group Max Transverse	Hmax [dB(A/m)]
323	21	26	-11.62

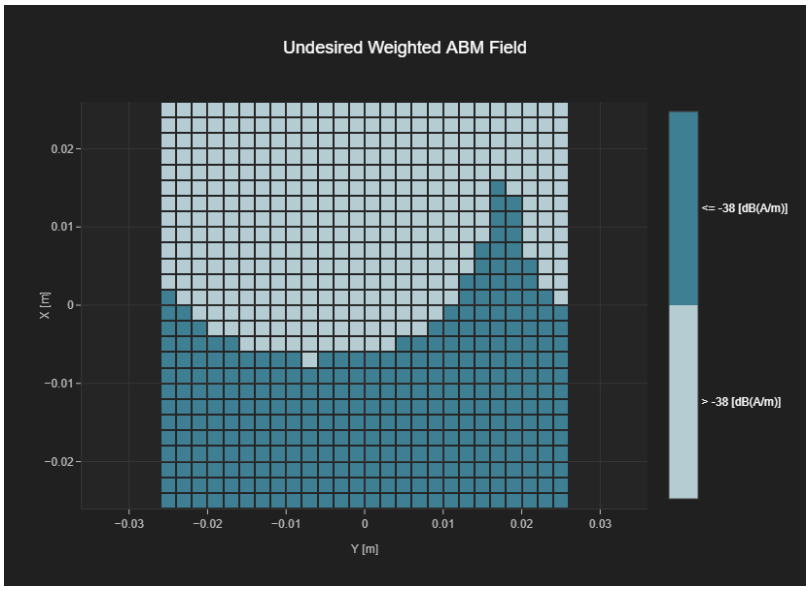

T-Coil Signal Test Report

Measurement performed on September 02, 2024 at 13:49

Device Under Test

Manufacturer	Model	Dimensions [mm]	Speaker Position [mm]
		146.2 x 71.8 x 7.5	144.3

Hardware Setup

Probe Name	Probe Calibration Date	DAE Name	DAE Calibration Date
AM1DV3 - 1048	June 04, 2024	DAE4 Sn480	September 19, 2023

Communication Systems

Band Name	Communication Systems Name	Channel	Frequency [MHz]
WLAN 2.4GHz	IEEE 802.11g WiFi 2.4 GHz (DSSS-OFDM, 6 Mbps)	6	2437.0

Grid Settings

Extent X [mm]	Extent Y [mm]	Step X [mm]	Step Y [mm]	Distance [mm]
52.0	52.0	4.0	4.0	10.0

Results

Audio File	Measurement Duration [s]	Margin Upper Bound [dB]	Margin Lower Bound [dB]
48k_voice_300-3000_2s.wav	2.0	1.8	1.5

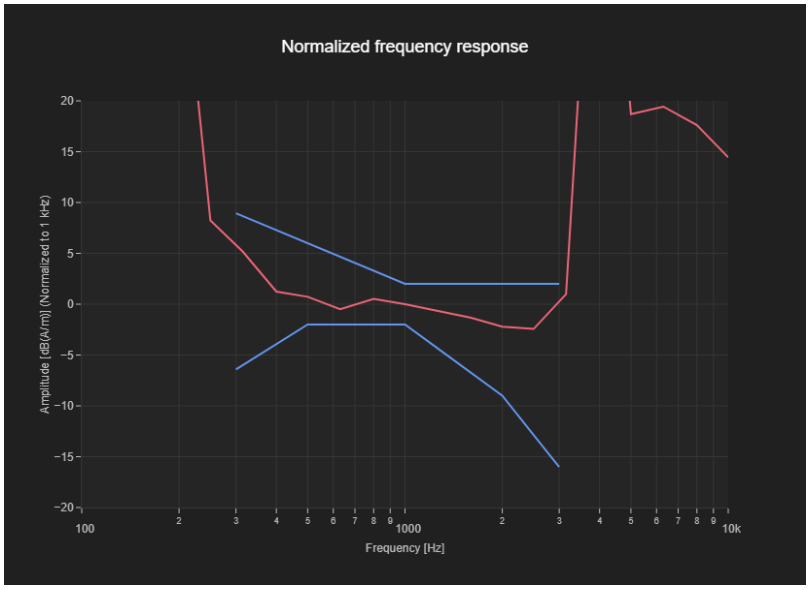

T-Coil Coupling Mode Test Report

Results

Primary Group Contiguous Point Count	Secondary Group Point Count	Secondary Group Max Longitudinal	Secondary Group Max Transverse
110	349	21	26

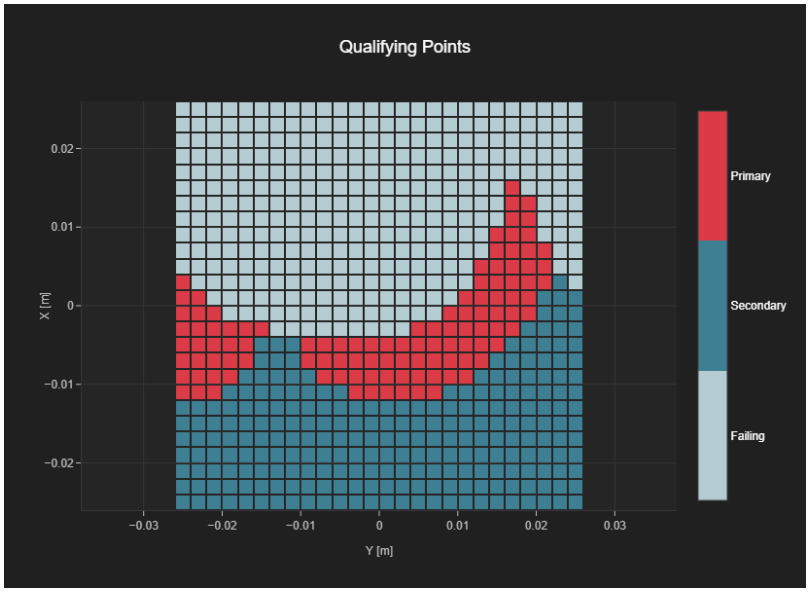

T-Coil Signal Test Report

Measurement performed on September 02, 2024 at 13:49

Device Under Test

Manufacturer	Model	Dimensions [mm]	Speaker Position [mm]
		146.2 x 71.8 x 7.5	144.3

Hardware Setup

Probe Name	Probe Calibration Date	DAE Name	DAE Calibration Date
AM1DV3 - 1048	June 04, 2024	DAE4 Sn480	September 19, 2023

Communication Systems

Band Name	Communication Systems Name	Channel	Frequency [MHz]
WLAN 2.4GHz	IEEE 802.11g WiFi 2.4 GHz (DSSS-OFDM, 6 Mbps)	6	2437.0

Grid Settings

Extent X [mm]	Extent Y [mm]	Step X [mm]	Step Y [mm]	Distance [mm]
52.0	52.0	4.0	4.0	10.0

Results

Audio File	Measurement Duration [s]	Gain [dB]	Hmax [dB(A/m)]
48k_voice_1kHz_1s.wav	2.0	-8.51	3.56

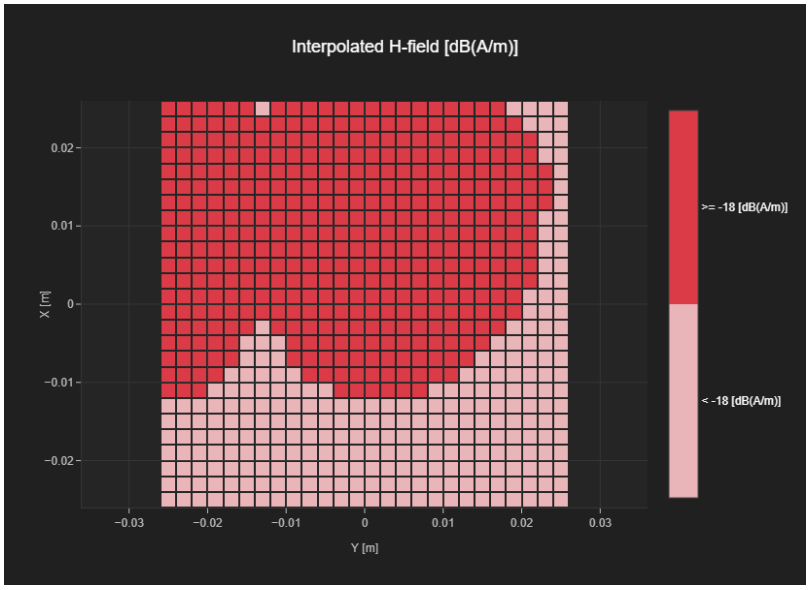

T-Coil Noise Test Report

Measurement performed on September 02, 2024 at 13:37

Device Under Test

Manufacturer	Model	Dimensions [mm]	Speaker Position [mm]
		146.2 x 71.8 x 7.5	144.3

Hardware Setup

Probe Name	Probe Calibration Date	DAE Name	DAE Calibration Date
AM1DV3 - 1048	June 04, 2024	DAE4 Sn480	September 19, 2023

Communication Systems

Band Name	Communication Systems Name	Channel	Frequency [MHz]
WLAN 2.4GHz	IEEE 802.11g WiFi 2.4 GHz (DSSS-OFDM, 6 Mbps)	6	2437.0

Grid Settings

Extent X [mm]	Extent Y [mm]	Step X [mm]	Step Y [mm]	Distance [mm]
52.0	52.0	4.0	4.0	10.0

Results
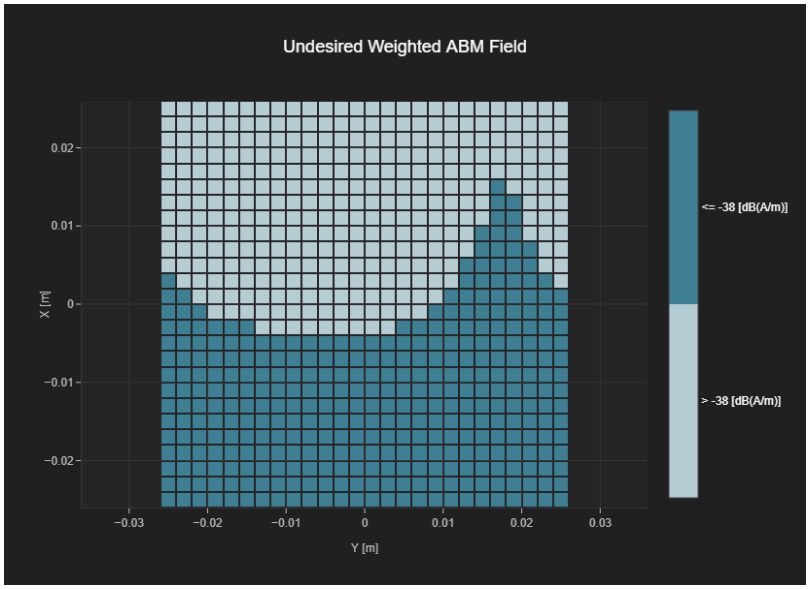
Secondary Group Point Count	Secondary Group Max Longitudinal	Secondary Group Max Transverse	Hmax [dB(A/m)]
349	21	26	-12.6