Plot No.01 T-Coil Signal Test Report

Measurement performed on July 10, 2024

Device Under Test

Dimensions [mm]	Speaker Position [mm]
163.0 x 76.0 x 8.5	162.0

Hardware Setup

Probe Name	Probe Calibration Date	DAE Name	DAE Calibration Date
AM1DV3 - 3104	March 12, 2024	DAE4 Sn1647	December 27, 2023

Communication Systems

Band Name	Communication Systems Name	Channel	Frequency [MHz]
GSM 850	EDGE-FDD (TDMA, 8PSK, TN 0-1)	189	836.4

Grid Settings

Extent X [mm]	Extent Y [mm]	Step X [mm]	Step Y [mm]	Distance [mm]
52.0	52.0	4.0	4.0	10.0

Results

Audio File	Measurement Duration [s]	Margin Upper Bound [dB]	Margin Lower Bound [dB]
48k_voice_300-3000_2s.wav	2.0	2.0	2.0

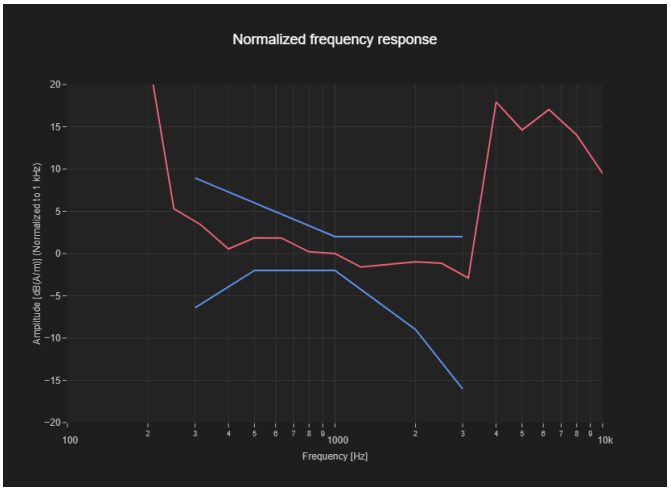

Plot No.01 T-Coil Coupling Mode Test Report

Results

Primary Group Contiguous Point Count	Secondary Group Point Count	Secondary Group Max Longitudinal	Secondary Group Max Transverse
88	415	26	26

Plot No.02 T-Coil Signal Test Report

Measurement performed on July 10, 2024

Device Under Test

Dimensions [mm]	Speaker Position [mm]
163.0 x 76.0 x 8.5	162.0

Hardware Setup

Probe Name	Probe Calibration Date	DAE Name	DAE Calibration Date
AM1DV3 - 3104	March 12, 2024	DAE4 Sn1647	December 27, 2023

Communication Systems

Band Name	Communication Systems Name	Channel	Frequency [MHz]
PCS 1900	EDGE-FDD (TDMA, 8PSK, TN 0-1)	661	1880.0

Grid Settings

Extent X [mm]	Extent Y [mm]	Step X [mm]	Step Y [mm]	Distance [mm]
52.0	52.0	4.0	4.0	10.0

Results

Audio File	Measurement Duration [s]	Margin Upper Bound [dB]	Margin Lower Bound [dB]
48k_voice_300-3000_2s.wav	2.0	2.0	2.0

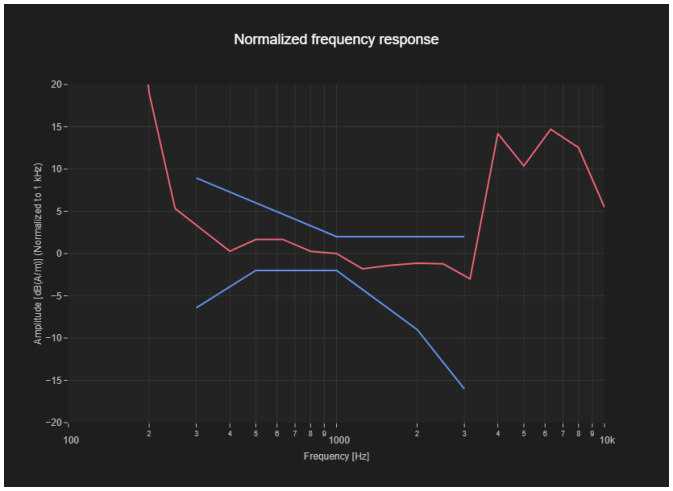

Plot No.02 T-Coil Coupling Mode Test Report

Results

Primary Group Contiguous Point Count	Secondary Group Point Count	Secondary Group Max Longitudinal	Secondary Group Max Transverse
140	489	26	26

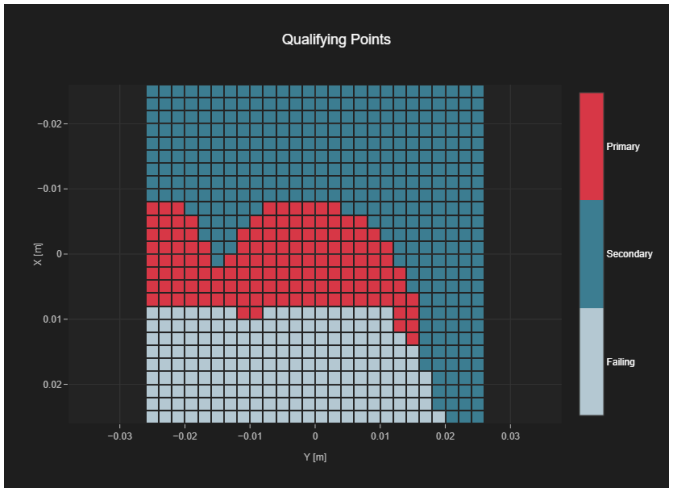

Plot No.03 T-Coil Signal Test Report

Measurement performed on July 10, 2024

Device Under Test

Dimensions [mm]	Speaker Position [mm]
163.0 x 76.0 x 8.5	162.0

Hardware Setup

Probe Name	Probe Calibration Date	DAE Name	DAE Calibration Date
AM1DV3 - 3104	March 12, 2024	DAE4 Sn1647	December 27, 2023

Communication Systems

Band Name	Communication Systems Name	Channel	Frequency [MHz]
Band 2	UMTS-FDD (HSPA+)	9400	1880.0

Grid Settings

Extent X [mm]	Extent Y [mm]	Step X [mm]	Step Y [mm]	Distance [mm]
52.0	52.0	4.0	4.0	10.0

Results

Audio File	Measurement Duration [s]	Margin Upper Bound [dB]	Margin Lower Bound [dB]
48k_voice_300-3000_2s.wav	2.0	2.0	1.37

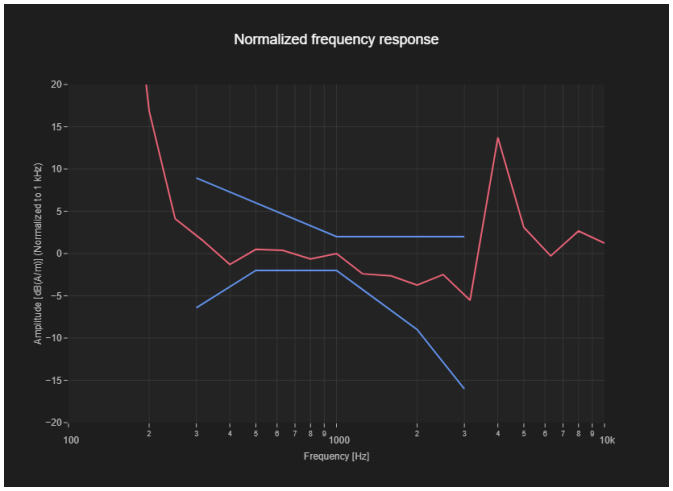

Plot No.03 T-Coil Coupling Mode Test Report

Results

Primary Group Contiguous Point Count	Secondary Group Point Count	Secondary Group Max Longitudinal	Secondary Group Max Transverse
292	661	26	26

Plot No.04 T-Coil Signal Test Report

Measurement performed on July 10, 2024

Device Under Test

Dimensions [mm]	Speaker Position [mm]
163.0 x 76.0 x 8.5	162.0

Hardware Setup

Probe Name	Probe Calibration Date	DAE Name	DAE Calibration Date
AM1DV3 - 3104	March 12, 2024	DAE4 Sn1647	December 27, 2023

Communication Systems

Band Name	Communication Systems Name	Channel	Frequency [MHz]
Band 4	UMTS-FDD (HSPA+)	1413	1732.6

Grid Settings

Extent X [mm]	Extent Y [mm]	Step X [mm]	Step Y [mm]	Distance [mm]
52.0	52.0	4.0	4.0	10.0

Results

Audio File	Measurement Duration [s]	Margin Upper Bound [dB]	Margin Lower Bound [dB]
48k_voice_300-3000_2s.wav	2.0	2.0	1.08

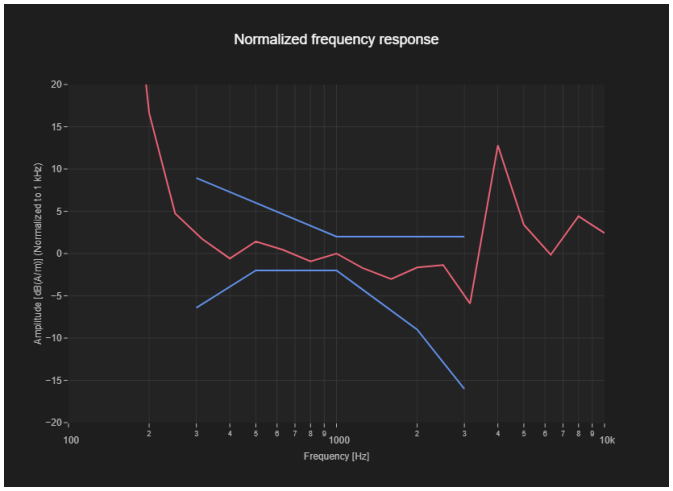

Plot No.04 T-Coil Coupling Mode Test Report

Results

Primary Group Contiguous Point Count	Secondary Group Point Count	Secondary Group Max Longitudinal	Secondary Group Max Transverse
303	671	26	26

Plot No.05 T-Coil Signal Test Report

Measurement performed on July 04, 2024

Device Under Test

Dimensions [mm]	Speaker Position [mm]
163.0 x 76.0 x 8.5	162.0

Hardware Setup

Probe Name	Probe Calibration Date	DAE Name	DAE Calibration Date
AM1DV3 - 3104	March 12, 2024	DAE4 Sn1647	December 27, 2023

Communication Systems

Band Name	Communication Systems Name	Channel	Frequency [MHz]
Band 5	UMTS-FDD (HSPA+)	4182	836.4

Grid Settings

Extent X [mm]	Extent Y [mm]	Step X [mm]	Step Y [mm]	Distance [mm]
52.0	52.0	4.0	4.0	10.0

Results

Audio File	Measurement Duration [s]	Margin Upper Bound [dB]	Margin Lower Bound [dB]
48k_voice_300-3000_2s.wav	2.0	2.0	1.32

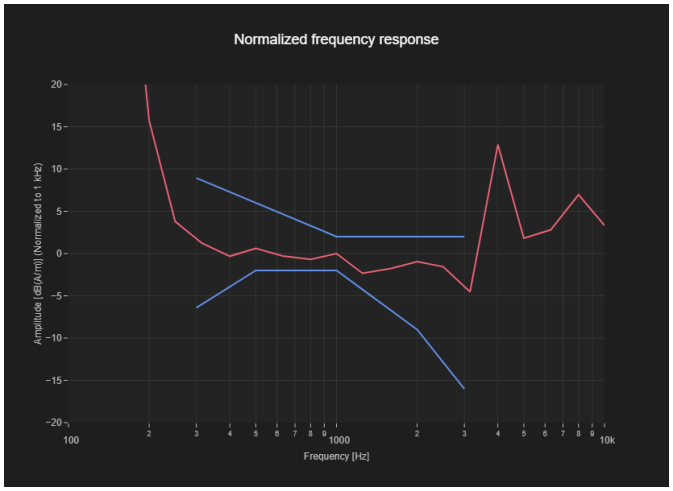

Plot No.05 T-Coil Signal Test Report

Results

Primary Group Contiguous Point Count	Secondary Group Point Count	Secondary Group Max Longitudinal	Secondary Group Max Transverse
300	676	26	26

Plot No.06 T-Coil Signal Test Report

Measurement performed on July 10, 2024

Device Under Test

Dimensions [mm]	Speaker Position [mm]
163.0 x 76.0 x 8.5	162.0

Hardware Setup

Probe Name	Probe Calibration Date	DAE Name	DAE Calibration Date
AM1DV3 - 3104	March 12, 2024	DAE4 Sn1647	December 27, 2023

Communication Systems

Band Name	Communication Systems Name	Channel	Frequency [MHz]
Band 66	LTE-FDD (SC-FDMA, 1 RB, 20 MHz, QPSK)	132322	1745.0

Grid Settings

Extent X [mm]	Extent Y [mm]	Step X [mm]	Step Y [mm]	Distance [mm]
52.0	52.0	4.0	4.0	10.0

Results

Audio File	Measurement Duration [s]	Margin Upper Bound [dB]	Margin Lower Bound [dB]
48k_voice_300-3000_2s.wav	2.0	2.0	1.86

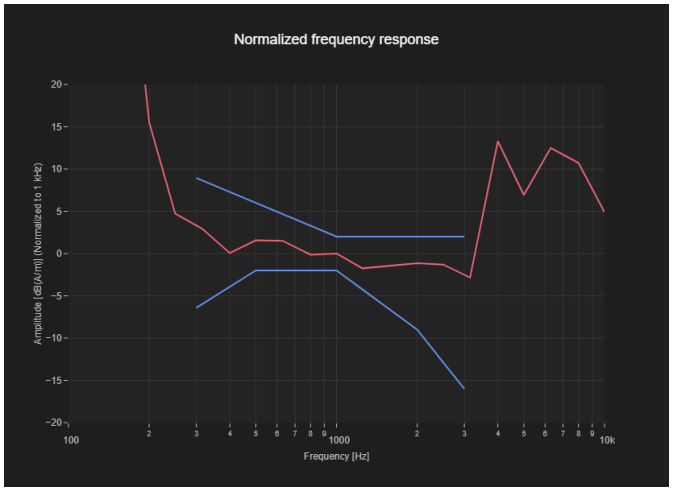

Plot No.06 T-Coil Signal Test Report

Results

Primary Group Contiguous Point Count	Secondary Group Point Count	Secondary Group Max Longitudinal	Secondary Group Max Transverse
273	637	26	26

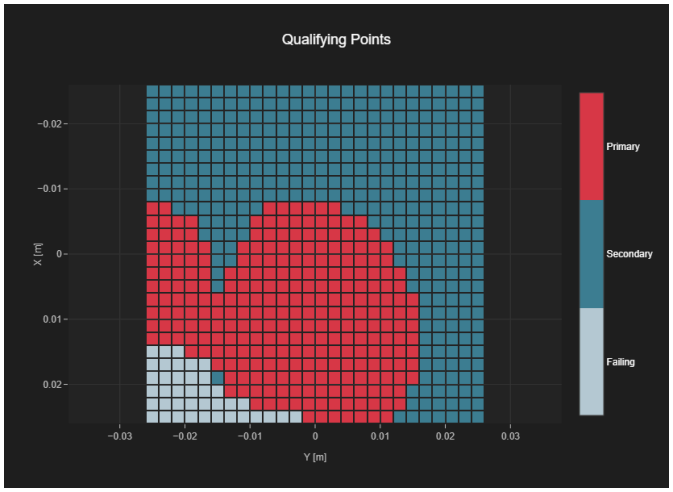

Plot No.07 T-Coil Signal Test Report

Measurement performed on July 10, 2024

Device Under Test

Dimensions [mm]	Speaker Position [mm]
163.0 x 76.0 x 8.5	162.0

Hardware Setup

Probe Name	Probe Calibration Date	DAE Name	DAE Calibration Date
AM1DV3 - 3104	March 12, 2024	DAE4 Sn1647	December 27, 2023

Communication Systems

Band Name	Communication Systems Name	Channel	Frequency [MHz]
Band 48	LTE-TDD (SC-FDMA, 1 RB, 20 MHz, QPSK, UL Subframe=2,3,4,7,8,9)	55830	3609.0

Grid Settings

Extent X [mm]	Extent Y [mm]	Step X [mm]	Step Y [mm]	Distance [mm]
52.0	52.0	4.0	4.0	10.0

Results

Audio File	Measurement Duration [s]	Margin Upper Bound [dB]	Margin Lower Bound [dB]
48k_voice_300-3000_2s.wav	2.0	2.0	2.0

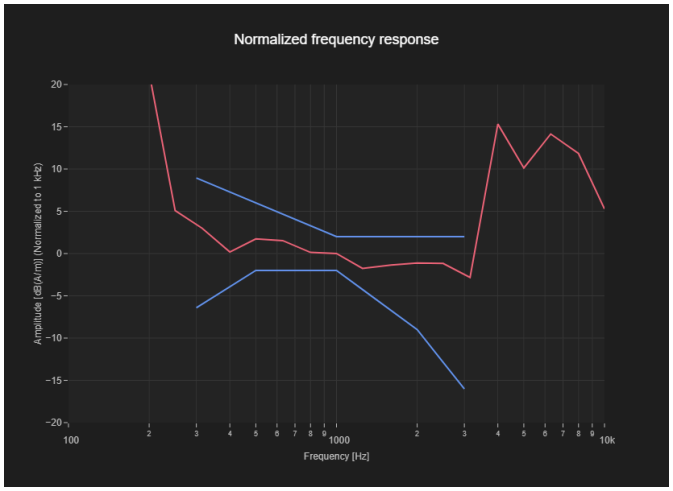

Plot No.07 T-Coil Coupling Mode Test Report

Results

Primary Group Contiguous Point Count	Secondary Group Point Count	Secondary Group Max Longitudinal	Secondary Group Max Transverse
108	416	22	26

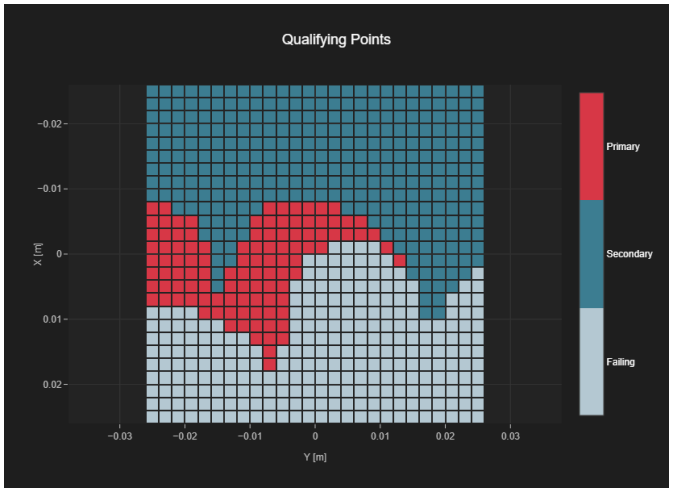

Plot No.08 T-Coil Signal Test Report

Measurement performed on July 11, 2024

Device Under Test

Dimensions [mm]	Speaker Position [mm]
163.0 x 76.0 x 8.5	162.0

Hardware Setup

Probe Name	Probe Calibration Date	DAE Name	DAE Calibration Date
AM1DV3 - 3104	March 12, 2024	DAE4 Sn1647	December 27, 2023

Communication Systems

Band Name	Communication Systems Name	Channel	Frequency [MHz]
Band n5	5G NR (DFT-s-OFDM, 1 RB, 20 MHz, BPSK, 15 kHz)	167300	836.5

Grid Settings

Extent X [mm]	Extent Y [mm]	Step X [mm]	Step Y [mm]	Distance [mm]
52.0	52.0	4.0	4.0	10.0

Results

Audio File	Measurement Duration [s]	Margin Upper Bound [dB]	Margin Lower Bound [dB]
48k_voice_300-3000_2s.wav	2.0	2.0	2.0

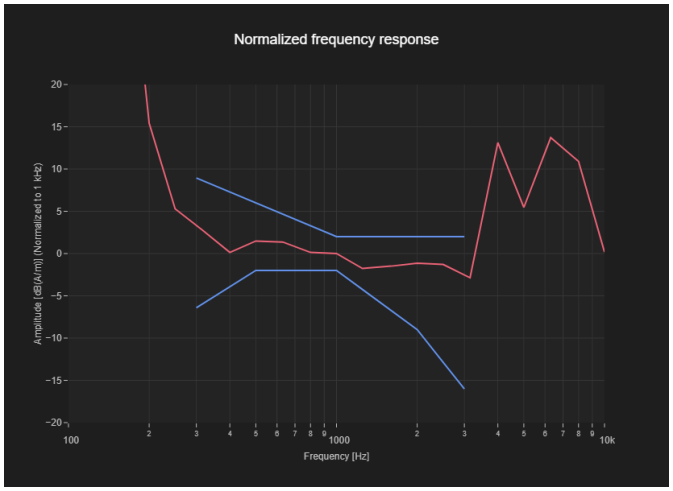

Plot No.08 T-Coil Coupling Mode Test Report

Results

Primary Group Contiguous Point Count	Secondary Group Point Count	Secondary Group Max Longitudinal	Secondary Group Max Transverse
279	640	26	26

Plot No.09 T-Coil Signal Test Report

Measurement performed on July 11, 2024

Device Under Test

Dimensions [mm]	Speaker Position [mm]
163.0 x 76.0 x 8.5	162.0

Hardware Setup

Probe Name	Probe Calibration Date	DAE Name	DAE Calibration Date
AM1DV3 - 3104	March 12, 2024	DAE4 Sn1647	December 27, 2023

Communication Systems

Band Name	Communication Systems Name	Channel	Frequency [MHz]
Band n7	5G NR (DFT-s-OFDM, 1 RB, 50 MHz, BPSK, 15 kHz)	507000	2535.0

Grid Settings

Extent X [mm]	Extent Y [mm]	Step X [mm]	Step Y [mm]	Distance [mm]
52.0	52.0	4.0	4.0	10.0

Results

Audio File	Measurement Duration [s]	Margin Upper Bound [dB]	Margin Lower Bound [dB]
48k_voice_300-3000_2s.wav	2.0	2.0	2.0

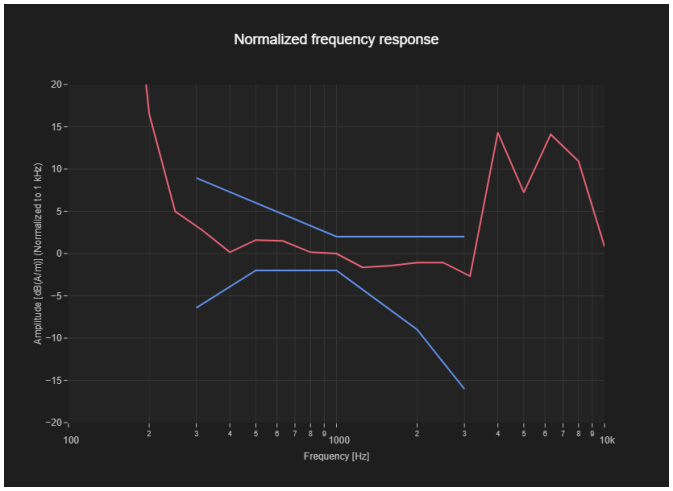

Plot No.09 T-Coil Coupling Mode Test Report

Results

Primary Group Contiguous Point Count	Secondary Group Point Count	Secondary Group Max Longitudinal	Secondary Group Max Transverse
261	620	26	26

Plot No.10 T-Coil Signal Test Report

Measurement performed on July 11, 2024

Device Under Test

Dimensions [mm]	Speaker Position [mm]
163.0 x 76.0 x 8.5	162.0

Hardware Setup

Probe Name	Probe Calibration Date	DAE Name	DAE Calibration Date
AM1DV3 - 3104	March 12, 2024	DAE4 Sn1647	December 27, 2023

Communication Systems

Band Name	Communication Systems Name	Channel	Frequency [MHz]
Band n12	5G NR (DFT-s-OFDM, 1 RB, 15 MHz, BPSK, 15 kHz)	139800	699.0

Grid Settings

Extent X [mm]	Extent Y [mm]	Step X [mm]	Step Y [mm]	Distance [mm]
52.0	52.0	4.0	4.0	10.0

Results

Audio File	Measurement Duration [s]	Margin Upper Bound [dB]	Margin Lower Bound [dB]
48k_voice_300-3000_2s.wav	2.0	2.0	1.84

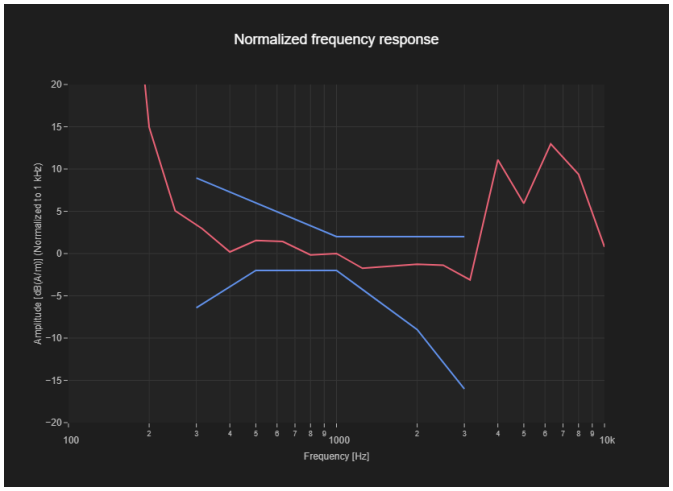

Plot No.10 T-Coil Coupling Mode Test Report

Results

Primary Group Contiguous Point Count	Secondary Group Point Count	Secondary Group Max Longitudinal	Secondary Group Max Transverse
277	637	26	26

Plot No.11 T-Coil Signal Test Report

Measurement performed on July 10, 2024

Device Under Test

Dimensions [mm]	Speaker Position [mm]
163.0 x 76.0 x 8.5	162.0

Hardware Setup

Probe Name	Probe Calibration Date	DAE Name	DAE Calibration Date
AM1DV3 - 3104	March 12, 2024	DAE4 Sn1647	December 27, 2023

Communication Systems

Band Name	Communication Systems Name	Channel	Frequency [MHz]
Band n25	5G NR (DFT-s-OFDM, 50% RB, 40 MHz, BPSK, 15 kHz)	376500	1882.5

Grid Settings

Extent X [mm]	Extent Y [mm]	Step X [mm]	Step Y [mm]	Distance [mm]
52.0	52.0	4.0	4.0	10.0

Results

Audio File	Measurement Duration [s]	Margin Upper Bound [dB]	Margin Lower Bound [dB]
48k_voice_300-3000_2s.wav	2.0	2.0	2.0

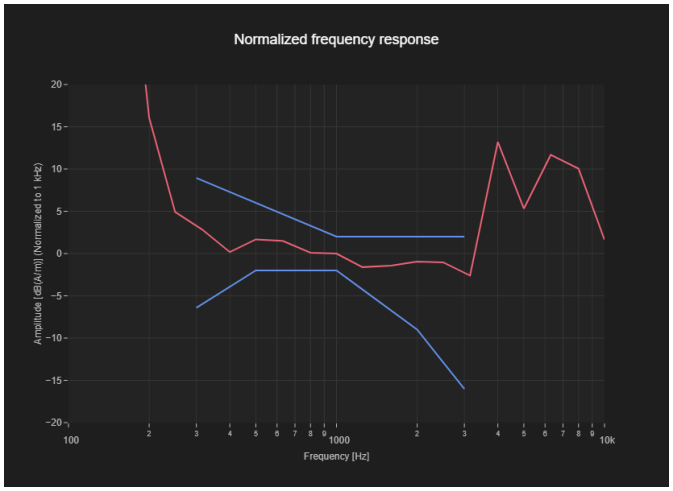

Plot No.11 T-Coil Coupling Mode Test Report

Results

Primary Group Contiguous Point Count	Secondary Group Point Count	Secondary Group Max Longitudinal	Secondary Group Max Transverse
254	608	26	26

Plot No.12 T-Coil Signal Test Report

Measurement performed on July 11, 2024

Device Under Test

Dimensions [mm]	Speaker Position [mm]
163.0 x 76.0 x 8.5	162.0

Hardware Setup

Probe Name	Probe Calibration Date	DAE Name	DAE Calibration Date
AM1DV3 - 3104	March 12, 2024	DAE4 Sn1647	December 27, 2023

Communication Systems

Band Name	Communication Systems Name	Channel	Frequency [MHz]
Band n30	5G NR (DFT-s-OFDM, 1 RB, 10 MHz, BPSK, 15 kHz)	462000	2310.0

Grid Settings

Extent X [mm]	Extent Y [mm]	Step X [mm]	Step Y [mm]	Distance [mm]
52.0	52.0	4.0	4.0	10.0

Results

Audio File	Measurement Duration [s]	Margin Upper Bound [dB]	Margin Lower Bound [dB]
48k_voice_300-3000_2s.wav	2.0	2.0	2.0

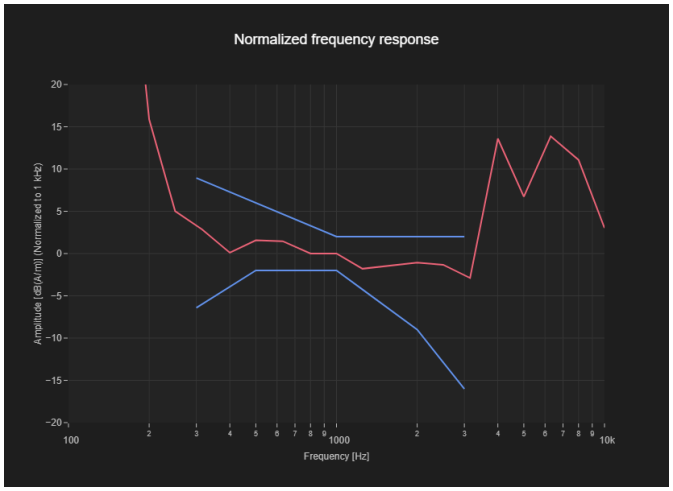

Plot No.12 T-Coil Coupling Mode Test Report

Results

Primary Group Contiguous Point Count	Secondary Group Point Count	Secondary Group Max Longitudinal	Secondary Group Max Transverse
260	625	26	26

Plot No.13 T-Coil Signal Test Report

Measurement performed on July 11, 2024

Device Under Test

Dimensions [mm]	Speaker Position [mm]
163.0 x 76.0 x 8.5	162.0

Hardware Setup

Probe Name	Probe Calibration Date	DAE Name	DAE Calibration Date
AM1DV3 - 3104	March 12, 2024	DAE4 Sn1647	December 27, 2023

Communication Systems

Band Name	Communication Systems Name	Channel	Frequency [MHz]
Band n66	5G NR (DFT-s-OFDM, 1 RB, 40 MHz, BPSK, 15 kHz)	349000	1745.0

Grid Settings

Extent X [mm]	Extent Y [mm]	Step X [mm]	Step Y [mm]	Distance [mm]
52.0	52.0	4.0	4.0	10.0

Results

Audio File	Measurement Duration [s]	Margin Upper Bound [dB]	Margin Lower Bound [dB]
48k_voice_300-3000_2s.wav	2.0	2.0	2.0

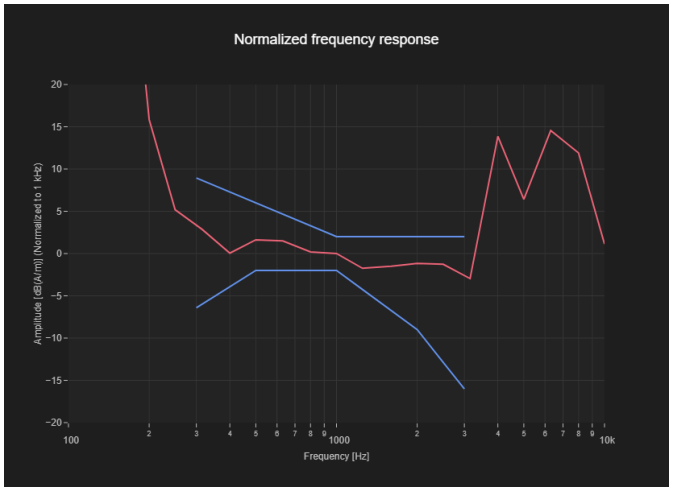

Plot No.13 T-Coil Coupling Mode Test Report

Results

Primary Group Contiguous Point Count	Secondary Group Point Count	Secondary Group Max Longitudinal	Secondary Group Max Transverse
262	624	26	26

Plot No.14 T-Coil Signal Test Report

Measurement performed on July 10, 2024

Device Under Test

Dimensions [mm]	Speaker Position [mm]
163.0 x 76.0 x 8.5	162.0

Hardware Setup

Probe Name	Probe Calibration Date	DAE Name	DAE Calibration Date
AM1DV3 - 3104	March 12, 2024	DAE4 Sn1647	December 27, 2023

Communication Systems

Band Name	Communication Systems Name	Channel	Frequency [MHz]
Band n41	5G NR (DFT-s-OFDM, 1 RB, 100 MHz, BPSK, 30 kHz)	518598	2592.99

Grid Settings

Extent X [mm]	Extent Y [mm]	Step X [mm]	Step Y [mm]	Distance [mm]
52.0	52.0	4.0	4.0	10.0

Results

Audio File	Measurement Duration [s]	Margin Upper Bound [dB]	Margin Lower Bound [dB]
48k_voice_300-3000_2s.wav	2.0	2.0	1.4

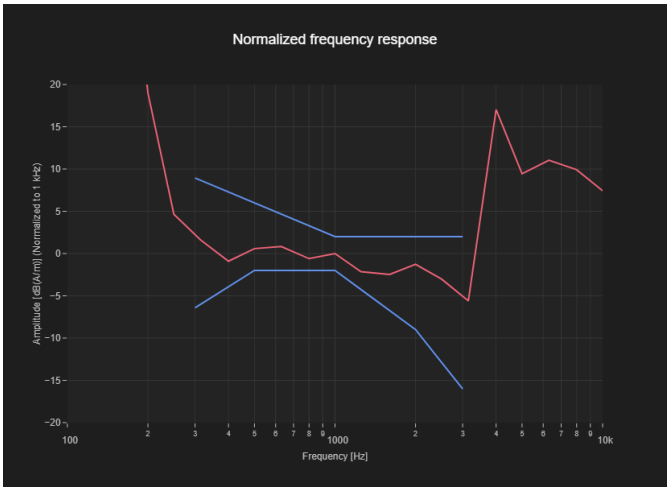

Plot No.14 Coupling Mode Test Report

Results

Primary Group Contiguous Point Count	Secondary Group Point Count	Secondary Group Max Longitudinal	Secondary Group Max Transverse
135	486	26	26

Plot No.15 T-Coil Signal Test Report

Measurement performed on August 01, 2024

Device Under Test

Dimensions [mm]	Speaker Position [mm]
163.0 x 76.0 x 8.5	162.0

Hardware Setup

Probe Name	Probe Calibration Date	DAE Name	DAE Calibration Date
AM1DV3 - 3104	March 12, 2024	DAE4 Sn1647	December 27, 2023

Communication Systems

Band Name	Communication Systems Name	Channel	Frequency [MHz]
Band n41	5G NR (DFT-s-OFDM, 1 RB, 100 MHz, BPSK, 30 kHz)	518598	2592.99

Grid Settings

Extent X [mm]	Extent Y [mm]	Step X [mm]	Step Y [mm]	Distance [mm]
52.0	52.0	4.0	4.0	10.0

Results

Audio File	Measurement Duration [s]	Margin Upper Bound [dB]	Margin Lower Bound [dB]
48k_voice_300-3000_2s.wav	2.0	2.0	0.95

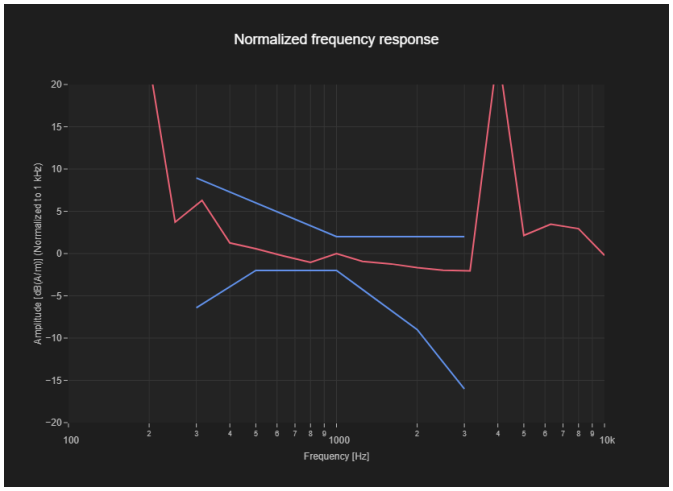

Plot No.15 T-Coil Coupling Mode Test Report

Results

Primary Group Contiguous Point Count	Secondary Group Point Count	Secondary Group Max Longitudinal	Secondary Group Max Transverse
267	541	26	26

Plot No.16 T-Coil Signal Test Report

Measurement performed on July 10, 2024

Device Under Test

Dimensions [mm]	Speaker Position [mm]
163.0 x 76.0 x 8.5	162.0

Hardware Setup

Probe Name	Probe Calibration Date	DAE Name	DAE Calibration Date
AM1DV3 - 3104	March 12, 2024	DAE4 Sn1647	December 27, 2023

Communication Systems

Band Name	Communication Systems Name	Channel	Frequency [MHz]
Band n48	5G NR (DFT-s-OFDM, 1 RB, 40 MHz, BPSK, 30 kHz)	641666	3624.985

Grid Settings

Extent X [mm]	Extent Y [mm]	Step X [mm]	Step Y [mm]	Distance [mm]
52.0	52.0	4.0	4.0	10.0

Results

Audio File	Measurement Duration [s]	Margin Upper Bound [dB]	Margin Lower Bound [dB]
48k_voice_300-3000_2s.wav	2.0	2.0	2.0

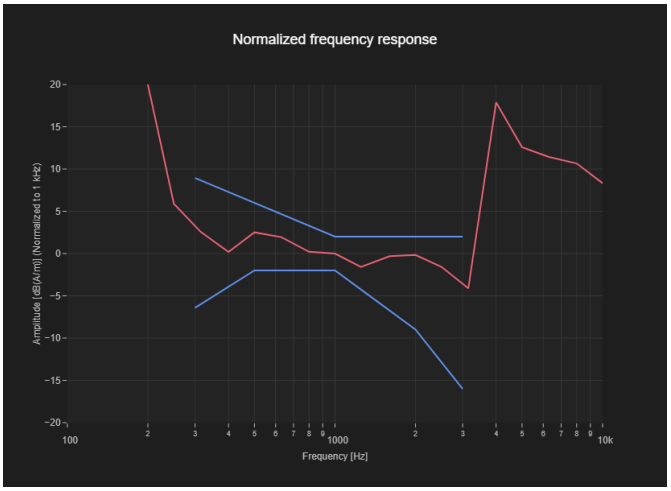

Plot No.16 T-Coil Coupling Mode Test Report

Results

Primary Group Contiguous Point Count	Secondary Group Point Count	Secondary Group Max Longitudinal	Secondary Group Max Transverse
86	385	21	26

Plot No.17 T-Coil Signal Test Report

Measurement performed on July 19, 2024

Device Under Test

Dimensions [mm]	Speaker Position [mm]
163.0 x 76.0 x 8.5	162.0

Hardware Setup

Probe Name	Probe Calibration Date	DAE Name	DAE Calibration Date
AM1DV3 - 3104	March 12, 2024	DAE4 Sn1647	December 27, 2023

Communication Systems

Band Name	Communication Systems Name	Channel	Frequency [MHz]
Band n77	5G NR (DFT-s-OFDM, 1 RB, 100 MHz, BPSK, 30 kHz)	656000	3840.0

Grid Settings

Extent X [mm]	Extent Y [mm]	Step X [mm]	Step Y [mm]	Distance [mm]
52.0	52.0	4.0	4.0	10.0

Results

Audio File	Measurement Duration [s]	Margin Upper Bound [dB]	Margin Lower Bound [dB]
48k_voice_300-3000_2s.wav	2.0	1.65	2.0

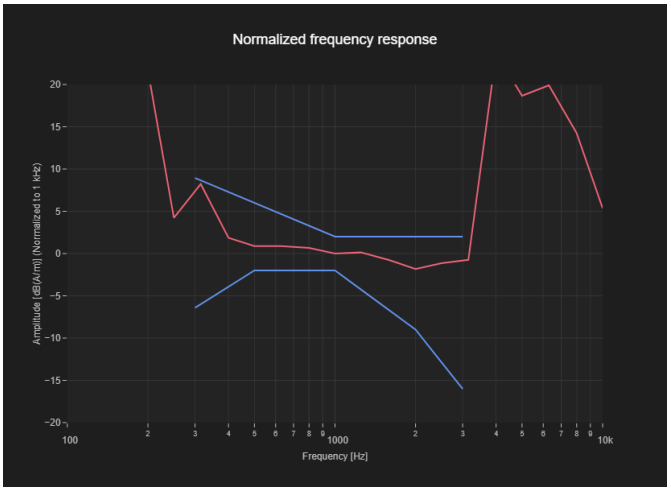

Plot No.17 T-Coil Coupling Mode Test Report

Results

Primary Group Contiguous Point Count	Secondary Group Point Count	Secondary Group Max Longitudinal	Secondary Group Max Transverse
134	381	21	26

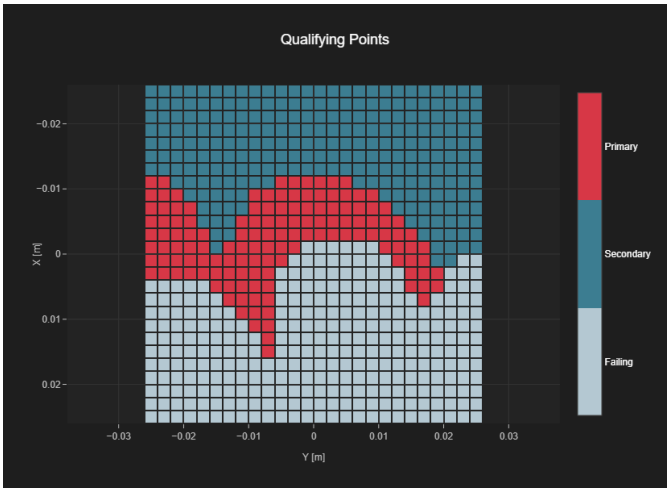

Plot No.18 T-Coil Signal Test Report

Measurement performed on August 01, 2024

Device Under Test

Dimensions [mm]	Speaker Position [mm]
163.0 x 76.0 x 8.5	162.0

Hardware Setup

Probe Name	Probe Calibration Date	DAE Name	DAE Calibration Date
AM1DV3 - 3104	March 12, 2024	DAE4 Sn1647	December 27, 2023

Communication Systems

Band Name	Communication Systems Name	Channel	Frequency [MHz]
WLAN 2.4GHz	IEEE 802.11b WiFi 2.4 GHz (DSSS, 1 Mbps, 99pc duty cycle)	6	2437.0

Grid Settings

Extent X [mm]	Extent Y [mm]	Step X [mm]	Step Y [mm]	Distance [mm]
52.0	52.0	4.0	4.0	10.0

Results

Audio File	Measurement Duration [s]	Margin Upper Bound [dB]	Margin Lower Bound [dB]
48k_voice_300-3000_2s.wav	2.0	1.22	1.15

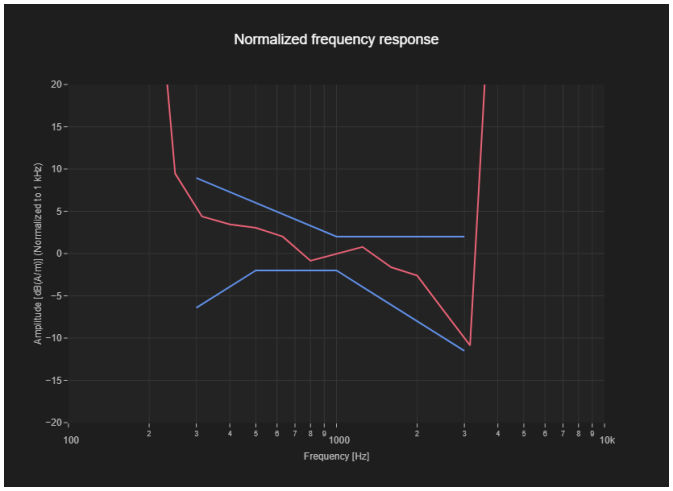

Plot No.18 T-Coil Coupling Mode Test Report

Results

Primary Group Contiguous Point Count	Secondary Group Point Count	Secondary Group Max Longitudinal	Secondary Group Max Transverse
79	349	17	26

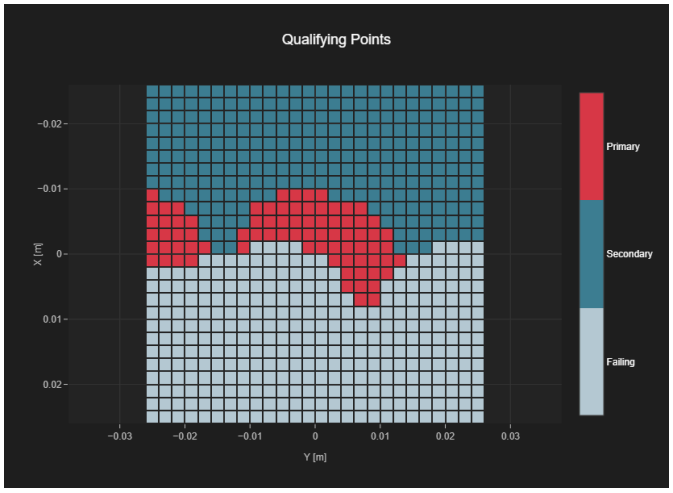

Plot No.19 T-Coil Signal Test Report

Measurement performed on August 01, 2024

Device Under Test

Dimensions [mm]	Speaker Position [mm]
163.0 x 76.0 x 8.5	162.0

Hardware Setup

Probe Name	Probe Calibration Date	DAE Name	DAE Calibration Date
AM1DV3 - 3104	March 12, 2024	DAE4 Sn1647	December 27, 2023

Communication Systems

Band Name	Communication Systems Name	Channel	Frequency [MHz]
U-NII-5	IEEE 802.11ax (40MHz, MCS0, 99pc duty cycle)	3	5965.0

Grid Settings

Extent X [mm]	Extent Y [mm]	Step X [mm]	Step Y [mm]	Distance [mm]
52.0	52.0	4.0	4.0	10.0

Results

Audio File	Measurement Duration [s]	Margin Upper Bound [dB]	Margin Lower Bound [dB]
48k_voice_300-3000_2s.wav	2.0	1.54	2.0

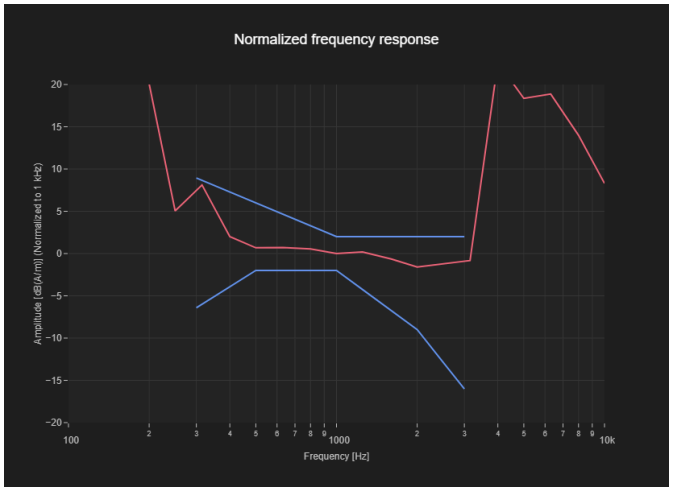

Plot No.19 T-Coil Coupling Mode Test Report

Results
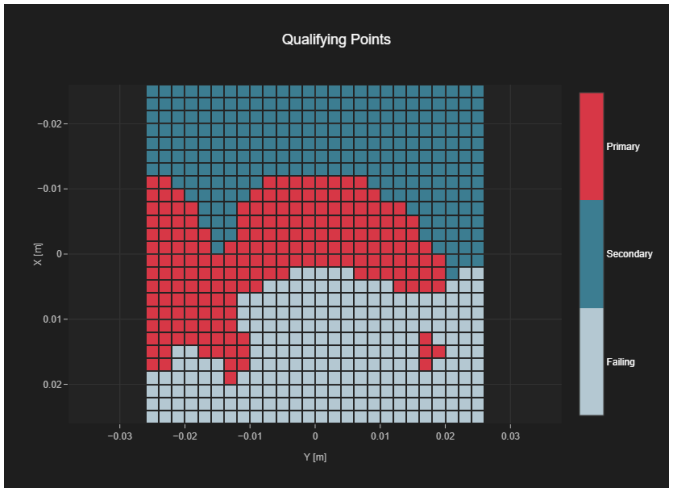
Primary Group Contiguous Point Count	Secondary Group Point Count	Secondary Group Max Longitudinal	Secondary Group Max Transverse
196	440	23	26