Mode	95
	Band Edge
	U-NII-8_6875-7125_802.11be EHT160_CH207_Full RU_6985MHz
ANT	9+8

Pol.	Horizontal	Fundamental
Peak	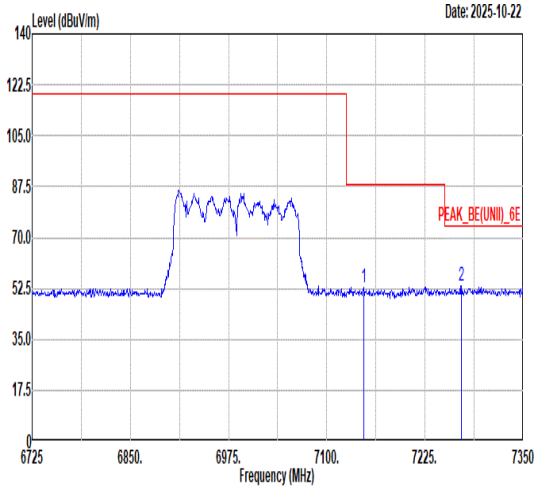 Freq Level Limit Line Margin (dB) Read Level Ant Factor Cable Loss Preamp Factor APos TPos Remark MHz dBuV/m dBuV/m dBuV dB/m dB dB cm deg 1 7147.50 52.81 88.20 -35.39 38.02 36.28 11.64 33.13 223 43 PEAK 2 7271.25 53.55 74.00 -20.45 38.32 36.43 11.95 33.15 223 43 PEAK	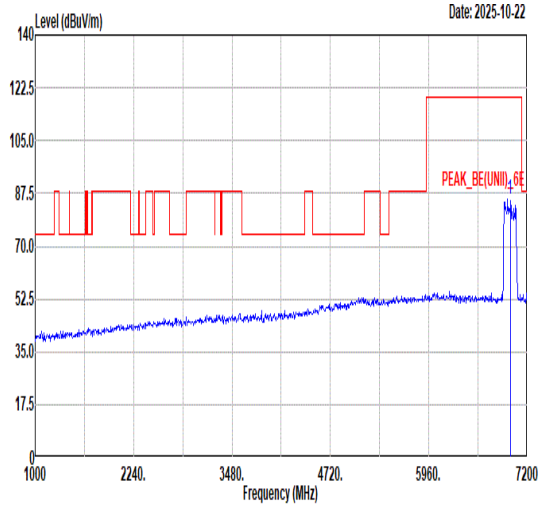 Freq Level Limit Line Margin (dB) Read Level Ant Factor Cable Loss Preamp Factor APos TPos Remark MHz dBuV/m dBuV/m dBuV dB/m dB dB cm deg 1 6985.00 85.62 ------ ------ 71.23 36.14 11.34 33.09 223 43 PEAK
Avg	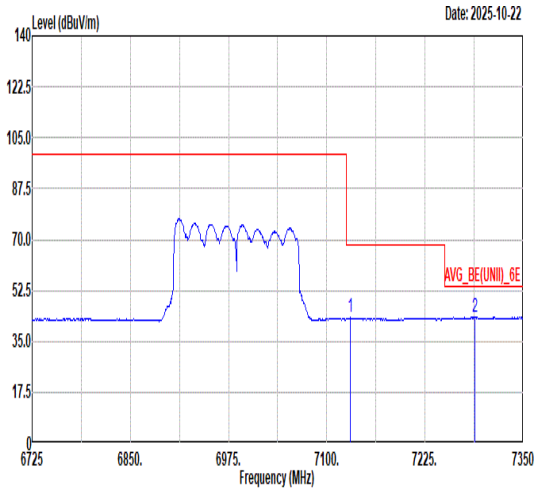 Freq Level Limit Line Margin (dB) Read Level Ant Factor Cable Loss Preamp Factor APos TPos Remark MHz dBuV/m dBuV/m dBuV dB/m dB dB cm deg 1 7130.00 43.10 68.20 -25.10 28.39 36.26 11.58 33.13 223 43 AVERAGE 2 7288.13 43.25 54.00 -10.75 27.98 36.45 11.98 33.16 223 43 AVERAGE	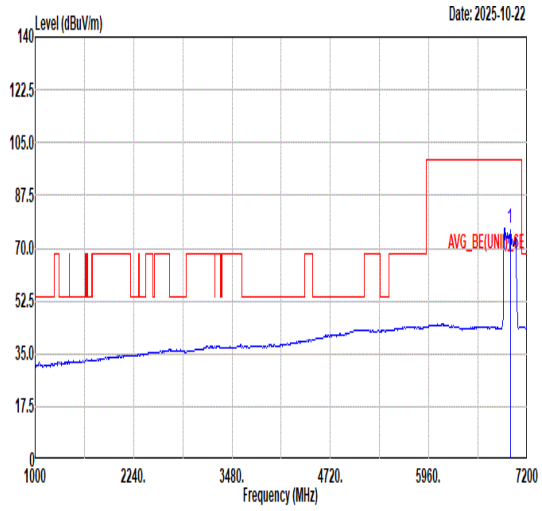 Freq Level Limit Line Margin (dB) Read Level Ant Factor Cable Loss Preamp Factor APos TPos Remark MHz dBuV/m dBuV/m dBuV dB/m dB dB cm deg 1 6985.00 76.64 ------ ------ 62.26 36.17 11.29 33.08 223 43 AVERAGE

Mode	95
	Band Edge
	U-NII-8_6875-7125_802.11be EHT160_CH207_Full RU_6985MHz
ANT	9+8

Pol.	Vertical	Fundamental
Peak	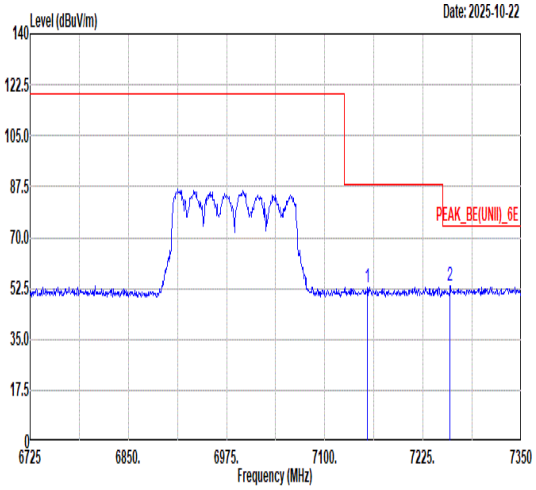 Freq Level Limit Line Margin (dB) Read Level Ant Factor Cable Loss Preamp Factor APos TPos Remark MHz dBuV/m dBuV/m dBuV dB/m dB dB cm deg 1 7154.38 53.02 88.20 -35.18 38.20 36.29 11.66 33.13 208 353 PEAK 2 7259.38 53.28 74.00 -20.72 38.09 36.41 11.93 33.15 208 353 PEAK	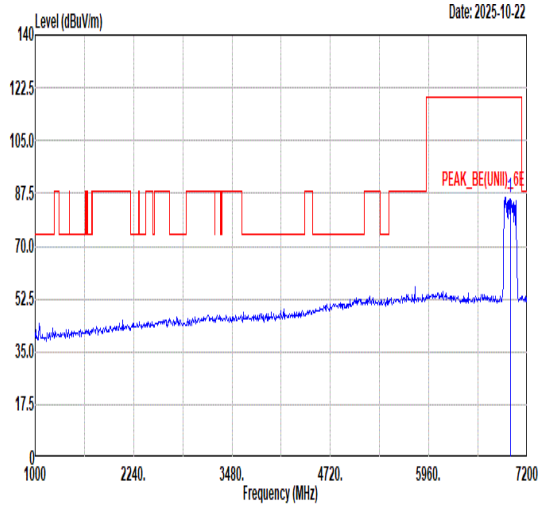 Freq Level Limit Line Margin (dB) Read Level Ant Factor Cable Loss Preamp Factor APos TPos Remark MHz dBuV/m dBuV/m dBuV dB/m dB dB cm deg 1 6985.00 86.29 ------ ------ 71.91 36.15 11.32 33.09 208 353 PEAK
Avg	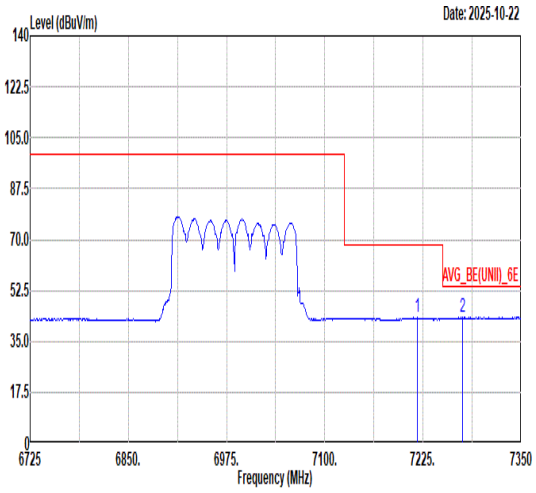 Freq Level Limit Line Margin (dB) Read Level Ant Factor Cable Loss Preamp Factor APos TPos Remark MHz dBuV/m dBuV/m dBuV dB/m dB dB cm deg 1 7218.13 43.17 68.20 -25.03 28.10 36.36 11.85 33.14 208 353 AVERAGE 2 7275.00 43.23 54.00 -10.77 28.00 36.43 11.95 33.15 208 353 AVERAGE	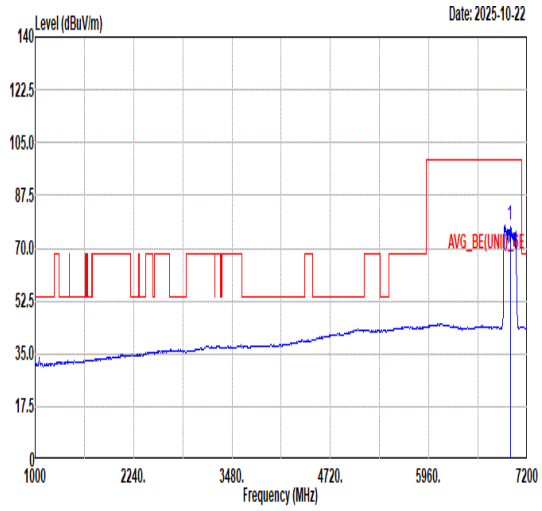 Freq Level Limit Line Margin (dB) Read Level Ant Factor Cable Loss Preamp Factor APos TPos Remark MHz dBuV/m dBuV/m dBuV dB/m dB dB cm deg 1 6985.00 77.69 ------ ------ 63.31 36.17 11.29 33.08 208 353 AVERAGE

Mode	95	
	Harmonic	
	U-NII-8_6875-7125_802.11be EHT160_CH207_Full RU_6985MHz	
ANT	9+8	
Pol.	Horizontal	Vertical
Peak Avg	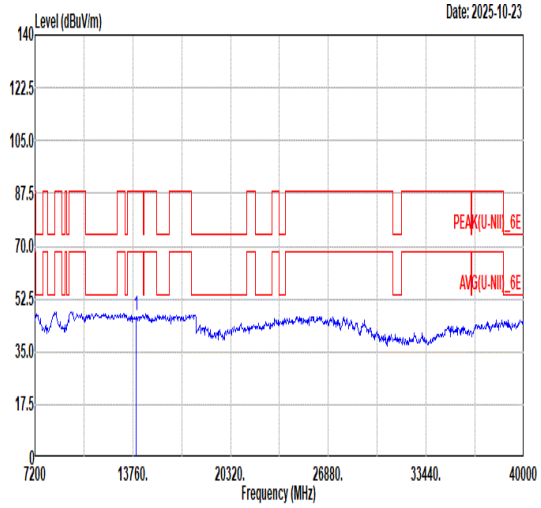 Freq Level Limit Line Margin Read Level Ant Factor Cable Loss Preamp Factor APos TPos Remark MHz dBuV/m dBuV/m dB dBuV dB/m dB dB cm deg 1 13970.00 46.92 88.20 -41.28 42.82 39.68 16.53 52.11 --- --- Peak	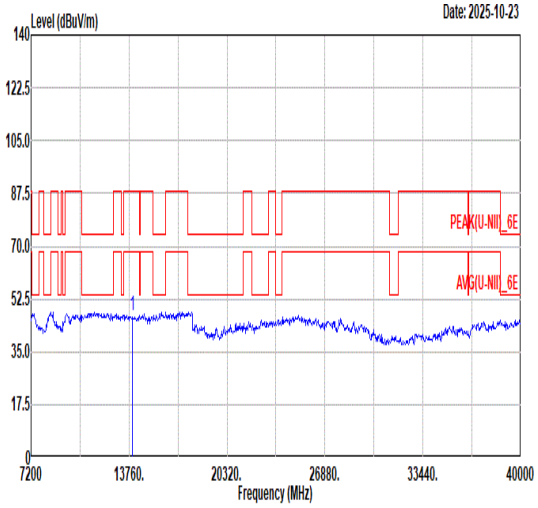 Freq Level Limit Line Margin Read Level Ant Factor Cable Loss Preamp Factor APos TPos Remark MHz dBuV/m dBuV/m dB dBuV dB/m dB dB cm deg 1 13970.00 47.28 88.20 -40.92 43.18 39.68 16.53 52.11 --- --- Peak

Mode	96	
	Band Edge	
	U-NII-5_5925-6425_802.11be EHT320_CH31_Full RU_6105MHz	
ANT	9+8	
Pol.	Horizontal	Fundamental
Peak	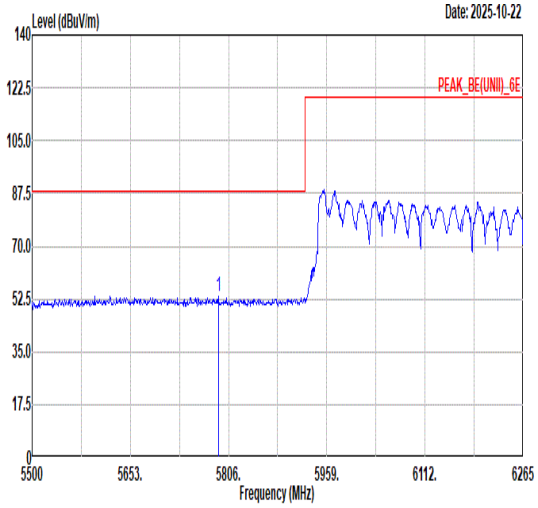 Freq Level Limit Line Margin (dB) Read Level Ant Factor Cable Loss Preamp Factor APos TPos Remark 1 5789.94 53.18 88.20 -35.02 38.72 36.46 10.82 32.82 327 298 PEAK	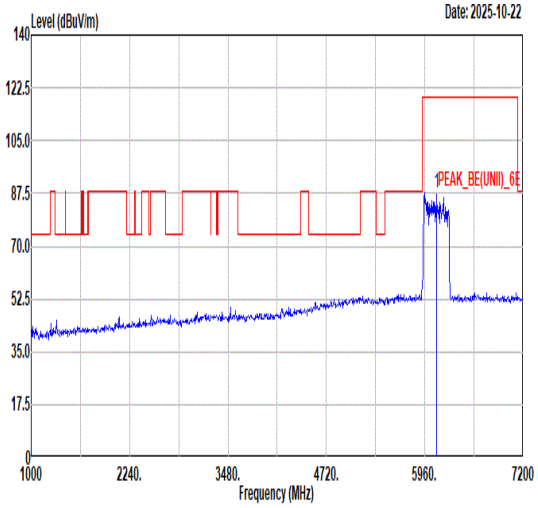 Freq Level Limit Line Margin (dB) Read Level Ant Factor Cable Loss Preamp Factor APos TPos Remark 1 6105.00 87.80 ------ ------ 73.02 36.73 10.93 32.88 327 298 PEAK
Avg	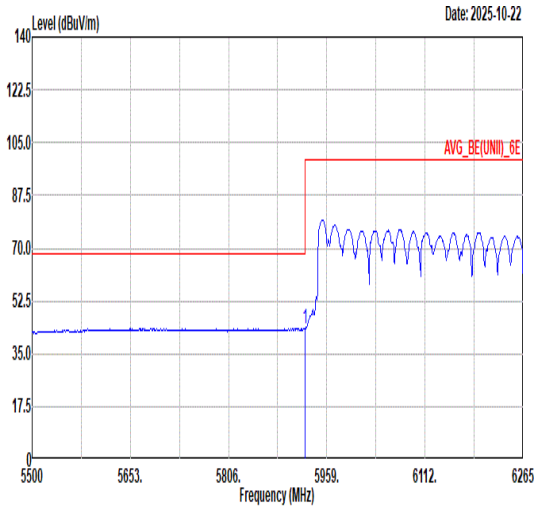 Freq Level Limit Line Margin (dB) Read Level Ant Factor Cable Loss Preamp Factor APos TPos Remark 1 5924.58 43.43 68.20 -24.77 28.74 36.68 10.88 32.87 327 298 AVERAGE	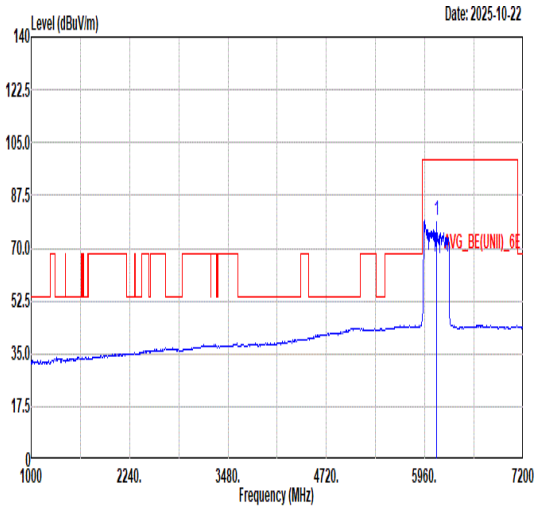 Freq Level Limit Line Margin (dB) Read Level Ant Factor Cable Loss Preamp Factor APos TPos Remark 1 6105.00 79.23 ------ ------ 64.45 36.73 10.93 32.88 327 298 AVERAGE

Mode	96	
	Band Edge	
	U-NII-5_5925-6425_802.11be EHT320_CH31_Full RU_6105MHz	
ANT	9+8	
Pol.	Vertical	Fundamental
Peak	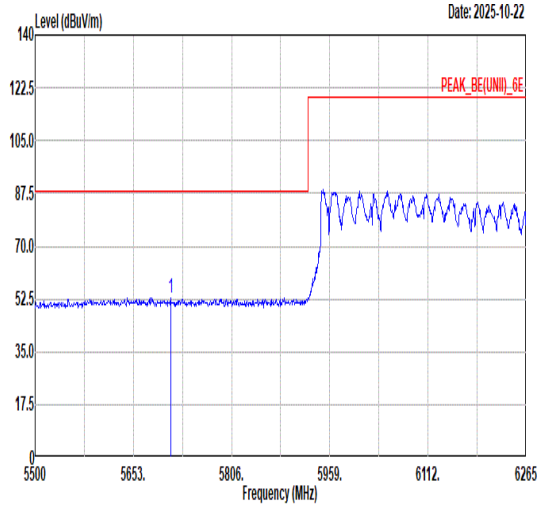 Freq Level Limit Line Margin (dB) Read Level Ant Factor Cable Loss Preamp Factor APos TPos Remark MHz dBuV/m dBuV/m dBuV dB/m dB dB cm deg 1 5711.14 52.83 88.20 -35.37 38.39 36.34 10.88 32.78 241 10 PEAK	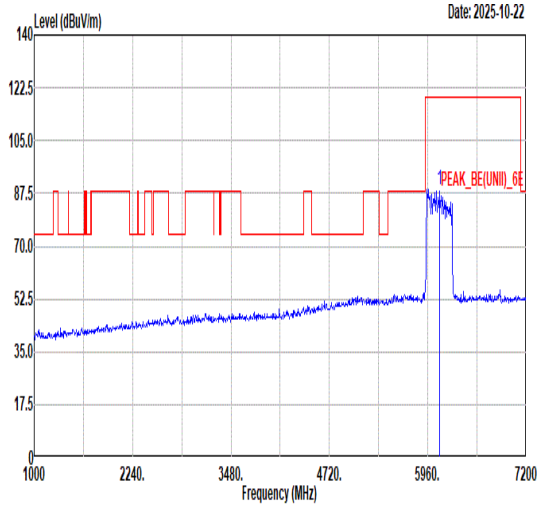 Freq Level Limit Line Margin (dB) Read Level Ant Factor Cable Loss Preamp Factor APos TPos Remark MHz dBuV/m dBuV/m dBuV dB/m dB dB cm deg 1 6105.00 89.00 ------ ------ 74.24 36.72 10.92 32.88 241 10 PEAK
Avg	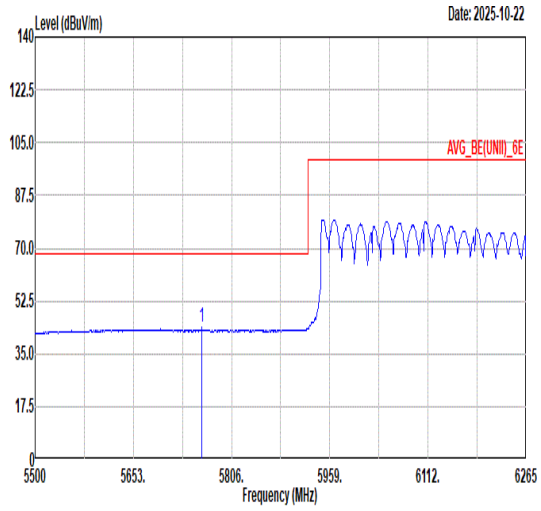 Freq Level Limit Line Margin (dB) Read Level Ant Factor Cable Loss Preamp Factor APos TPos Remark MHz dBuV/m dBuV/m dBuV dB/m dB dB cm deg 1 5760.10 43.86 68.20 -24.34 29.39 36.42 10.85 32.80 241 10 AVERAGE	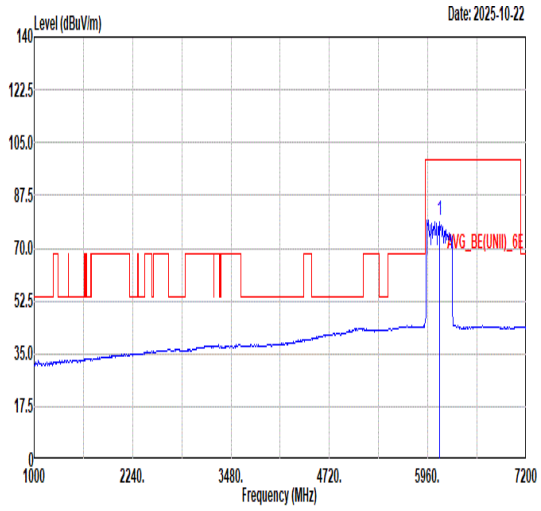 Freq Level Limit Line Margin (dB) Read Level Ant Factor Cable Loss Preamp Factor APos TPos Remark MHz dBuV/m dBuV/m dBuV dB/m dB dB cm deg 1 6105.00 79.32 ------ ------ 64.56 36.72 10.92 32.88 241 10 AVERAGE

Mode	96	
	Harmonic	
	U-NII-5_5925-6425_802.11be EHT320_CH31_Full RU_6105MHz	
ANT	9+8	
Pol.	Horizontal	Vertical
Peak Avg	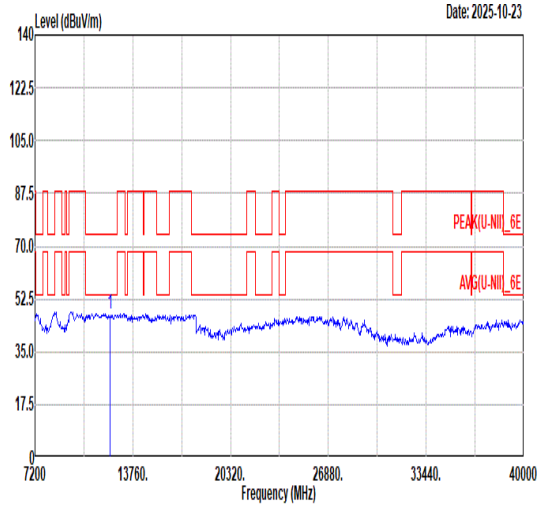 Freq Level Limit Line Margin Read Level Ant Factor Cable Loss Preamp Factor APos TPos Remark MHz dBuV/m dBuV/m dB dBuV dB/m dB dB cm deg 1 12210.00 47.51 74.00 -26.49 43.71 38.68 15.44 50.32 --- --- Peak	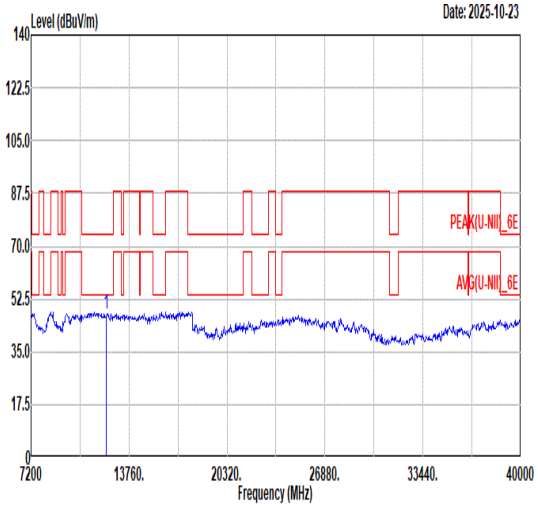 Freq Level Limit Line Margin Read Level Ant Factor Cable Loss Preamp Factor APos TPos Remark MHz dBuV/m dBuV/m dB dBuV dB/m dB dB cm deg 1 12210.00 47.39 74.00 -26.61 43.59 38.68 15.44 50.32 --- --- Peak

Mode	97	
	Harmonic	
	U-NII-5_5925-6425_802.11be EHT320_CH63_Full RU_6265MHz	
ANT	9+8	
Pol.	Horizontal	Vertical
Peak Avg	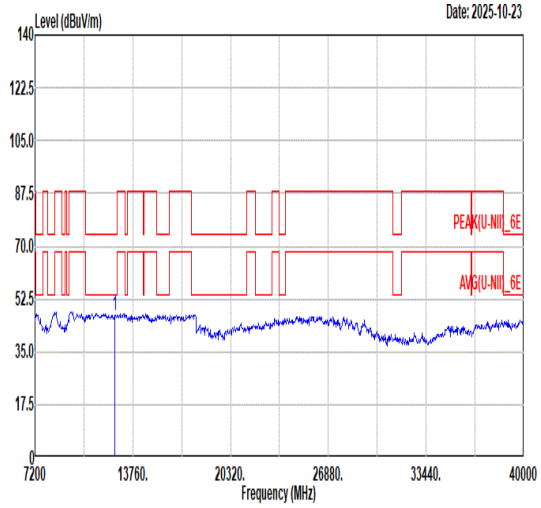 Freq Level Limit Line Margin Read Level Ant Factor Cable Loss Preamp Factor APos TPos Remark MHz dBuV/m dBuV/m dB dBuV dB/m dB dB cm deg 1 12530.00 47.26 74.00 -26.74 43.59 38.81 15.77 50.91 --- --- Peak	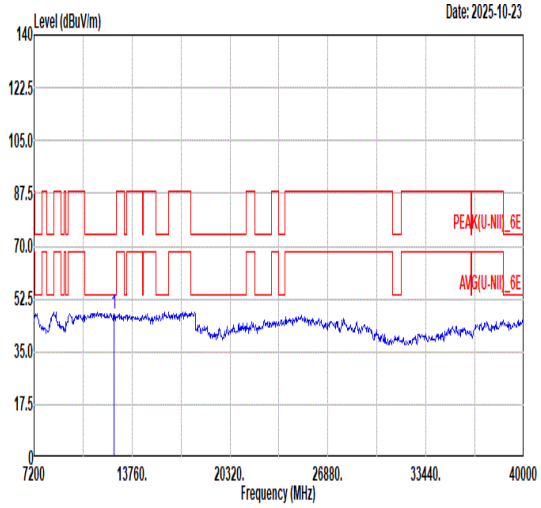 Freq Level Limit Line Margin Read Level Ant Factor Cable Loss Preamp Factor APos TPos Remark MHz dBuV/m dBuV/m dB dBuV dB/m dB dB cm deg 1 12530.00 47.47 74.00 -26.53 43.80 38.81 15.77 50.91 --- --- Peak

Mode	98
	Band Edge
	U-NII-8_6525-7125_802.11a_CH185_Full RU_6875MHz
ANT	9+8

Pol.	Horizontal	Fundamental
Peak	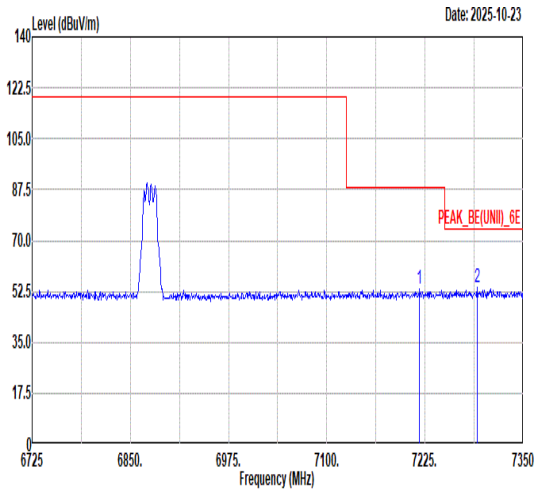 Freq Level Limit Line Margin (dB) Read Level Ant Factor Cable Loss Preamp Factor APos TPos Remark MHz dBuV/m dBuV/m dBuV dB/m dB dB cm deg 1 7218.13 53.41 88.20 -34.79 38.34 36.36 11.85 33.14 103 301 PEAK 2 7291.88 53.74 74.00 -20.26 38.47 36.45 11.98 33.16 103 301 PEAK	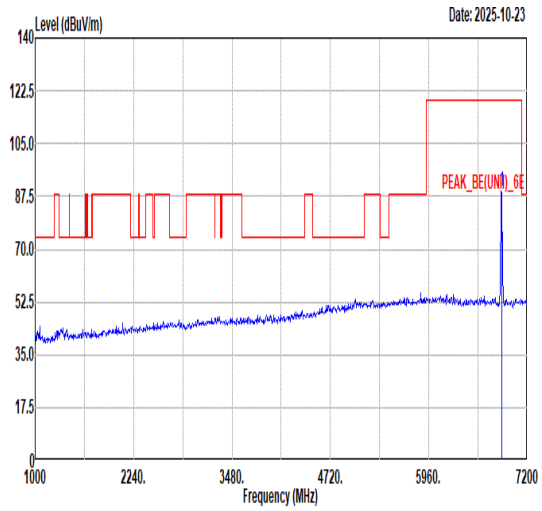 Freq Level Limit Line Margin (dB) Read Level Ant Factor Cable Loss Preamp Factor APos TPos Remark MHz dBuV/m dBuV/m dBuV dB/m dB dB cm deg 1 6875.00 89.11 ------ ------ 74.70 36.20 11.28 33.07 103 301 PEAK
Avg	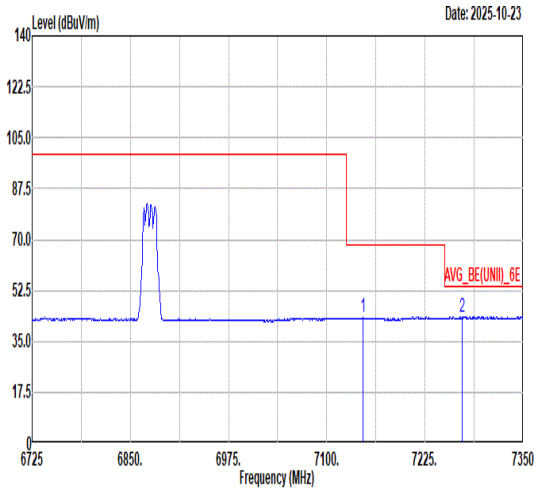 Freq Level Limit Line Margin (dB) Read Level Ant Factor Cable Loss Preamp Factor APos TPos Remark MHz dBuV/m dBuV/m dBuV dB/m dB dB cm deg 1 7145.63 43.19 68.20 -25.01 28.42 36.27 11.63 33.13 103 301 AVERAGE 2 7272.50 43.43 54.00 -10.57 28.20 36.43 11.95 33.15 103 301 AVERAGE	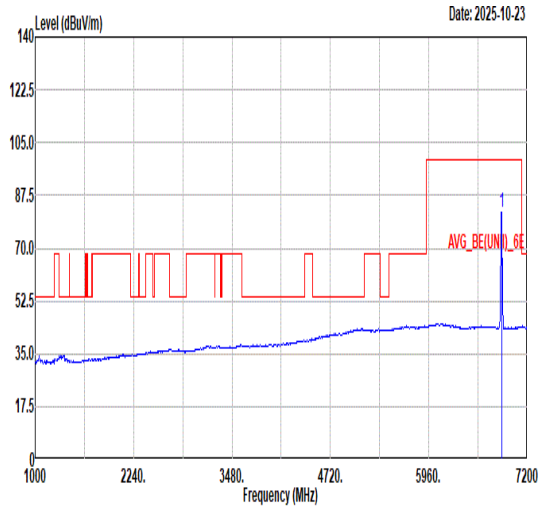 Freq Level Limit Line Margin (dB) Read Level Ant Factor Cable Loss Preamp Factor APos TPos Remark MHz dBuV/m dBuV/m dBuV dB/m dB dB cm deg 1 6875.00 82.13 ------ ------ 67.72 36.20 11.28 33.07 103 301 AVERAGE

Mode	98
	Band Edge
	U-NII-8_6525-7125_802.11a_CH185_Full RU_6875MHz
ANT	9+8

Pol.	Vertical	Fundamental
Peak	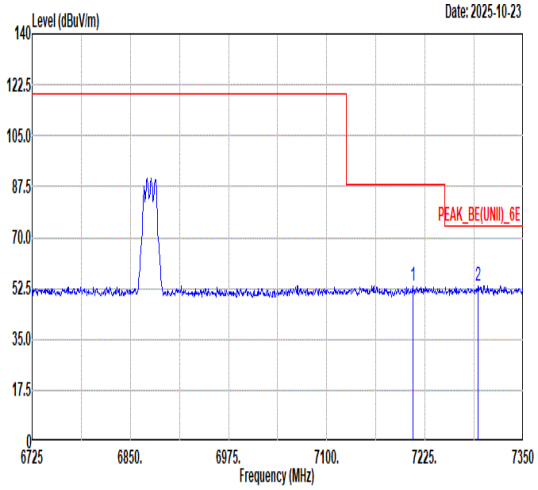 Freq Level Limit Line Margin (dB) Read Level Ant Factor Cable Loss Preamp Factor APos TPos Remark MHz dBuV/m dBuV/m dBuV dB/m dB dB cm deg 1 7209.38 53.44 88.20 -34.76 38.39 36.35 11.84 33.14 100 360 PEAK 2 7292.50 53.29 74.00 -20.71 38.02 36.45 11.98 33.16 100 360 PEAK	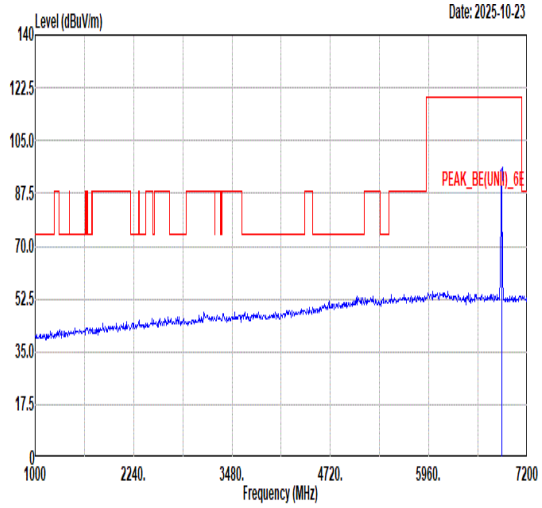 Freq Level Limit Line Margin (dB) Read Level Ant Factor Cable Loss Preamp Factor APos TPos Remark MHz dBuV/m dBuV/m dBuV dB/m dB dB cm deg 1 6875.00 89.75 ------ ------ 75.36 36.20 11.27 33.08 100 360 PEAK
Avg	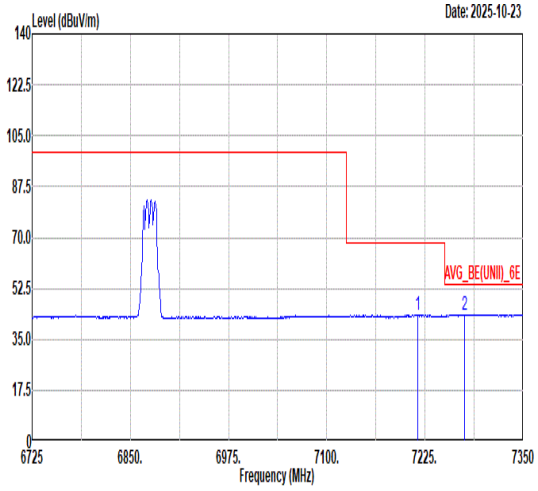 Freq Level Limit Line Margin (dB) Read Level Ant Factor Cable Loss Preamp Factor APos TPos Remark MHz dBuV/m dBuV/m dBuV dB/m dB dB cm deg 1 7215.63 43.49 68.20 -24.71 28.42 36.36 11.85 33.14 100 360 AVERAGE 2 7275.00 43.53 54.00 -10.47 28.30 36.43 11.95 33.15 100 360 AVERAGE	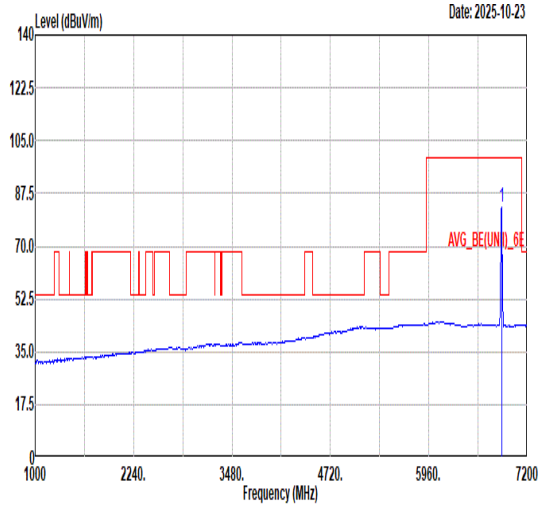 Freq Level Limit Line Margin (dB) Read Level Ant Factor Cable Loss Preamp Factor APos TPos Remark MHz dBuV/m dBuV/m dBuV dB/m dB dB cm deg 1 6875.00 82.72 ------ ------ 68.33 36.20 11.27 33.08 100 360 AVERAGE

Mode	98	
	Harmonic	
	U-NII-8_6525-7125_802.11a_CH185_Full RU_6875MHz	
ANT	9+8	
Pol.	Horizontal	Vertical
Peak Avg	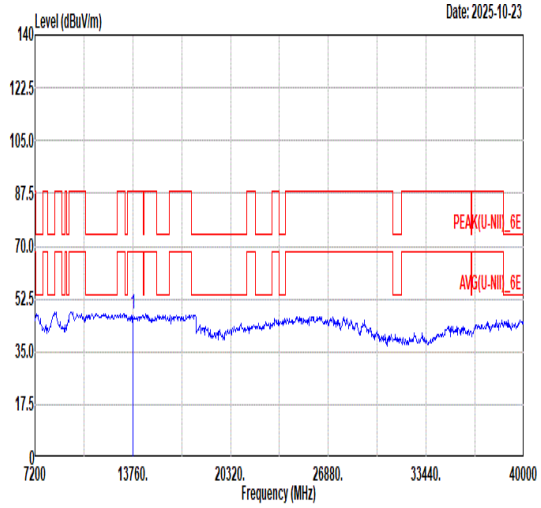 Freq Level Limit Line Margin Read Level Ant Factor Cable Loss Preamp Factor APos TPos Remark MHz dBuV/m dBuV/m dB dBuV dB/m dB dB cm deg 1 13750.00 47.40 88.20 -40.80 43.60 39.53 16.47 52.20 --- --- Peak	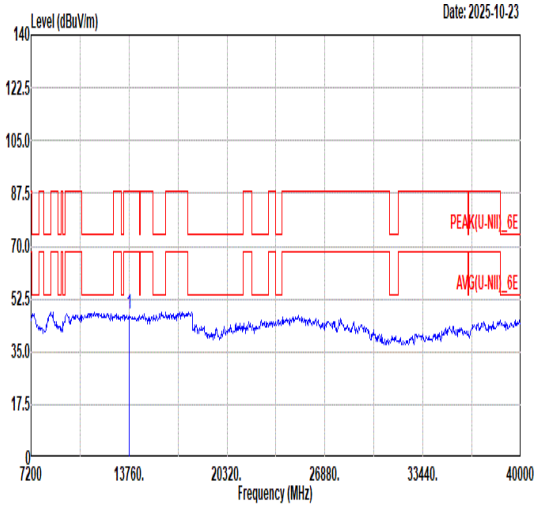 Freq Level Limit Line Margin Read Level Ant Factor Cable Loss Preamp Factor APos TPos Remark MHz dBuV/m dBuV/m dB dBuV dB/m dB dB cm deg 1 13750.00 47.48 88.20 -40.72 43.68 39.53 16.47 52.20 --- --- Peak

Mode	99	
	Harmonic	
	U-NII-8_6525-7125_802.11be EHT20_CH185_Full RU_6875MHz	
ANT	9+8	
Pol.	Horizontal	Vertical
Peak Avg	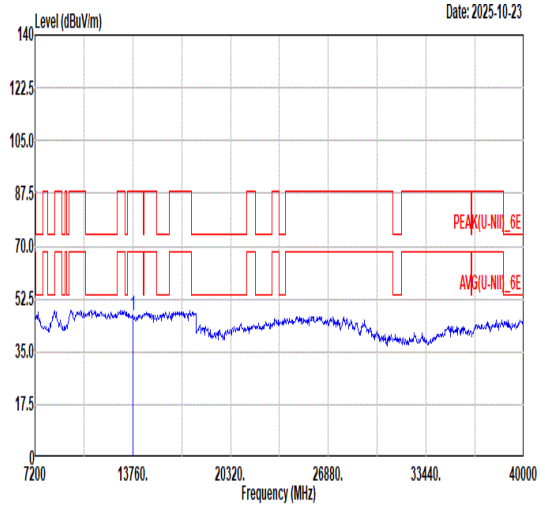 Freq Level Limit Line Margin Read Level Ant Factor Cable Loss Preamp Factor APos TPos Remark MHz dBuV/m dBuV/m dB dBuV dB/m dB dB cm deg 1 13750.00 47.25 88.20 -40.95 43.45 39.53 16.47 52.20 --- --- Peak	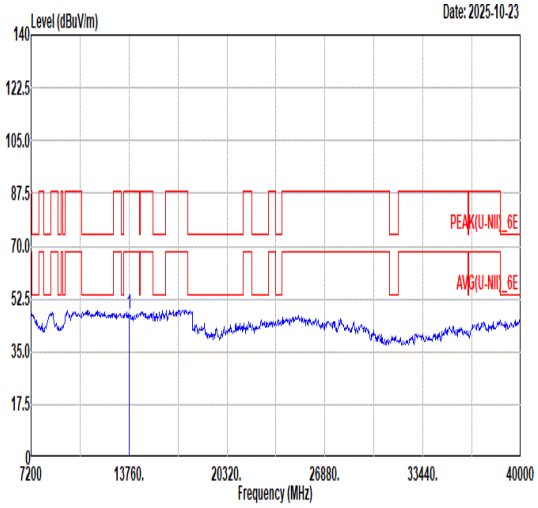 Freq Level Limit Line Margin Read Level Ant Factor Cable Loss Preamp Factor APos TPos Remark MHz dBuV/m dBuV/m dB dBuV dB/m dB dB cm deg 1 13750.00 47.38 88.20 -40.82 43.58 39.53 16.47 52.20 --- --- Peak

Mode	100	
	Harmonic	
	U-NII-8_6525-7125_802.11be EHT40_CH187_Full RU_6885MHz	
ANT	9+8	
Pol.	Horizontal	Vertical
Peak Avg	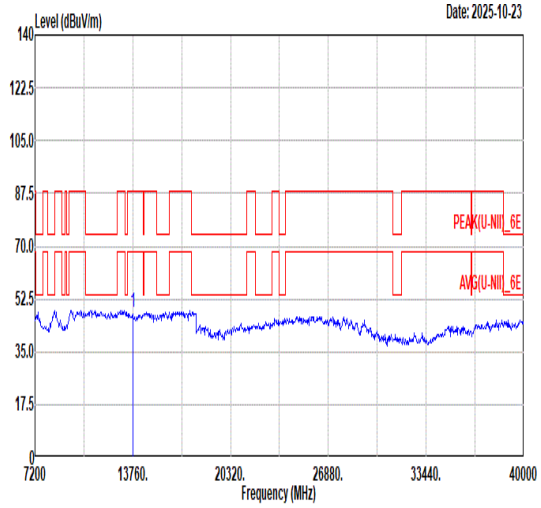 Freq Level Limit Line Margin Read Level Ant Factor Cable Loss Preamp Factor APos TPos Remark MHz dBuV/m dBuV/m dB dBuV dB/m dB dB cm deg 1 13770.00 47.90 88.20 -40.30 44.08 39.54 16.47 52.19 --- --- Peak	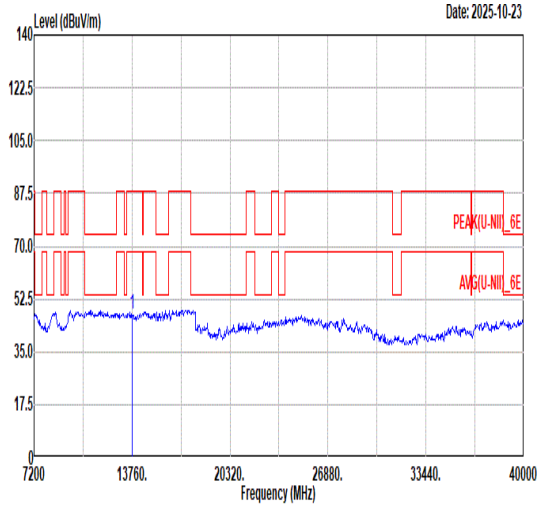 Freq Level Limit Line Margin Read Level Ant Factor Cable Loss Preamp Factor APos TPos Remark MHz dBuV/m dBuV/m dB dBuV dB/m dB dB cm deg 1 13770.00 47.38 88.20 -40.82 43.56 39.54 16.47 52.19 --- --- Peak

Mode	101	
	Harmonic	
	U-NII-8_6525-7125_802.11be EHT80_CH183_Full RU_6865MHz	
ANT	9+8	
Pol.	Horizontal	Vertical
Peak Avg	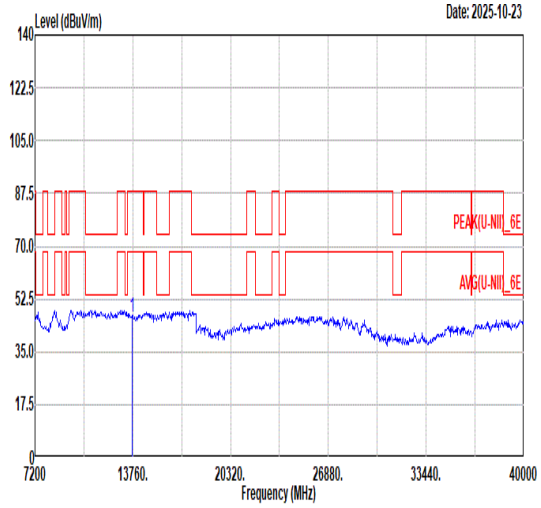 Freq Level Limit Line Margin Read Level Ant Factor Cable Loss Preamp Factor APos TPos Remark MHz dBuV/m dBuV/m dB dBuV dB/m dB dB cm deg 1 13730.00 46.71 88.20 -41.49 42.95 39.51 16.46 52.21 --- --- Peak	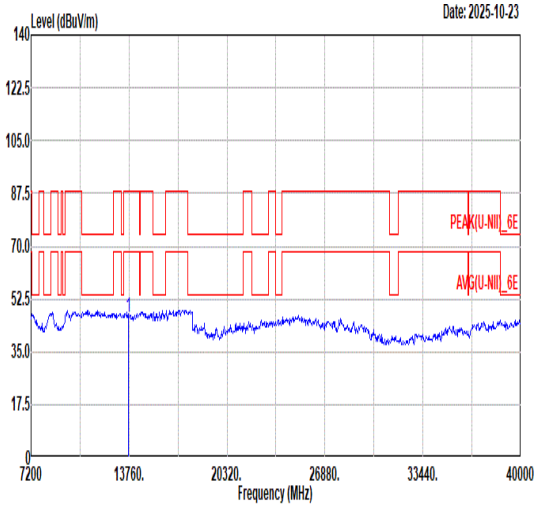 Freq Level Limit Line Margin Read Level Ant Factor Cable Loss Preamp Factor APos TPos Remark MHz dBuV/m dBuV/m dB dBuV dB/m dB dB cm deg 1 13730.00 46.64 88.20 -41.56 42.88 39.51 16.46 52.21 --- --- Peak

Mode	102	
	Harmonic	
	U-NII-8_6525-7125_802.11be EHT160_CH175_Full RU_6825MHz	
ANT	9+8	
Pol.	Horizontal	Vertical
Peak Avg	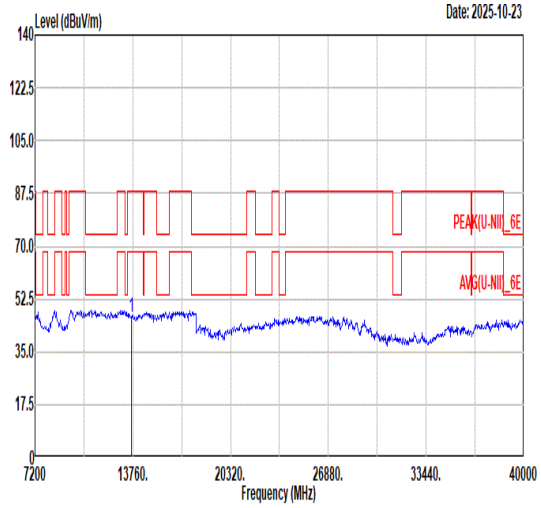 Freq Level Limit Line Margin Read Level Ant Factor Cable Loss Preamp Factor APos TPos Remark MHz dBuV/m dBuV/m dB dBuV dB/m dB dB cm deg 1 13650.00 46.73 88.20 -41.47 43.07 39.46 16.44 52.24 --- --- Peak	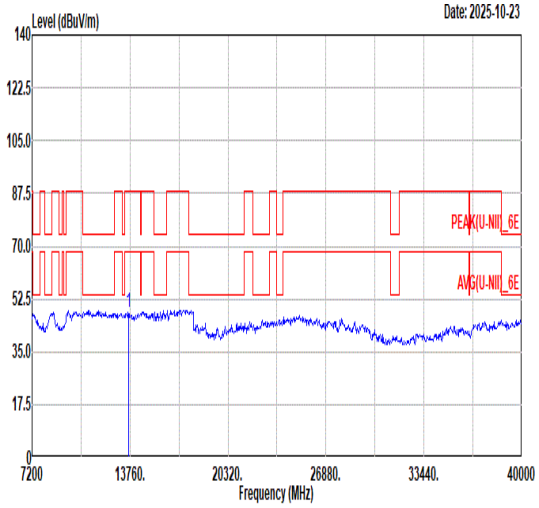 Freq Level Limit Line Margin Read Level Ant Factor Cable Loss Preamp Factor APos TPos Remark MHz dBuV/m dBuV/m dB dBuV dB/m dB dB cm deg 1 13650.00 47.93 88.20 -40.27 44.27 39.46 16.44 52.24 --- --- Peak

Mode	103	
	Harmonic	
	U-NII-8_6525-7125_802.11be EHT320_CH159_Full RU_6745MHz	
ANT	9+8	
Pol.	Horizontal	Vertical
Peak Avg	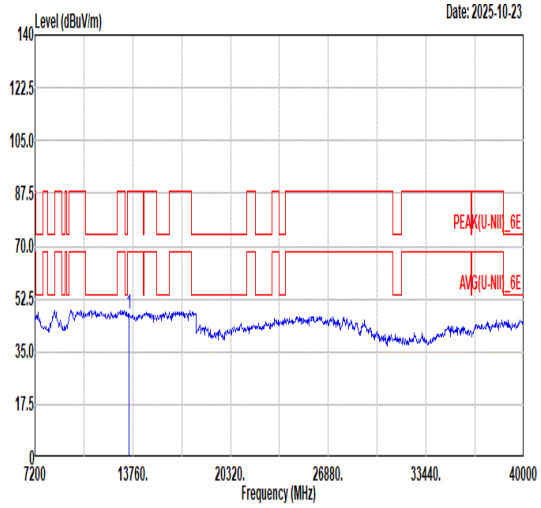 Freq Level Limit Line Margin Read Level Ant Factor Cable Loss Preamp Factor APos TPos Remark MHz dBuV/m dBuV/m dB dBuV dB/m dB dB cm deg 1 13490.00 47.45 88.20 -40.75 44.00 39.34 16.39 52.28 --- --- Peak	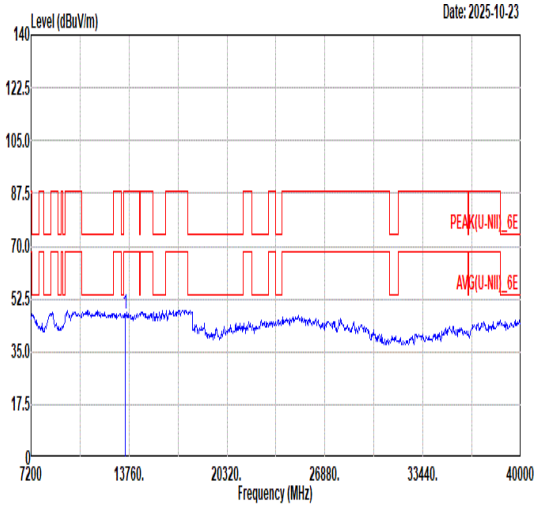 Freq Level Limit Line Margin Read Level Ant Factor Cable Loss Preamp Factor APos TPos Remark MHz dBuV/m dBuV/m dB dBuV dB/m dB dB cm deg 1 13490.00 47.33 88.20 -40.87 43.88 39.34 16.39 52.28 --- --- Peak

Mode	104	
	Band Edge	
	U-NII-8_6525-7125_802.11be EHT320_CH191_Full RU_6905MHz	
ANT	9+8	
Pol.	Horizontal	Fundamental
Peak	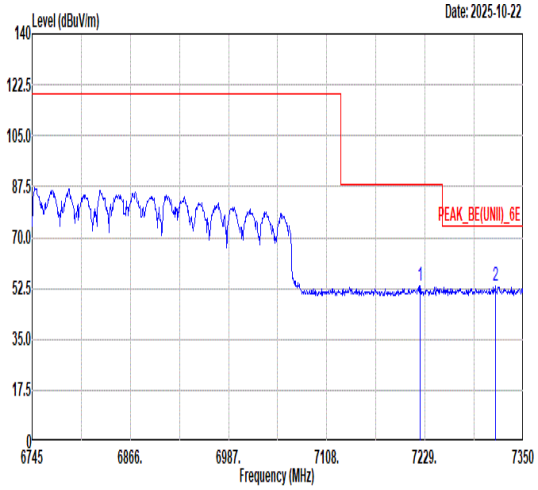 Freq Level Limit Line Margin (dB) Read Level Ant Factor Cable Loss Preamp Factor APos TPos Remark MHz dBuV/m dBuV/m dBuV dB/m dB dB cm deg 1 7222.95 53.38 88.20 -34.82 38.29 36.37 11.86 33.14 100 300 PEAK 2 7315.52 53.20 74.00 -20.80 37.87 36.48 12.01 33.16 100 300 PEAK	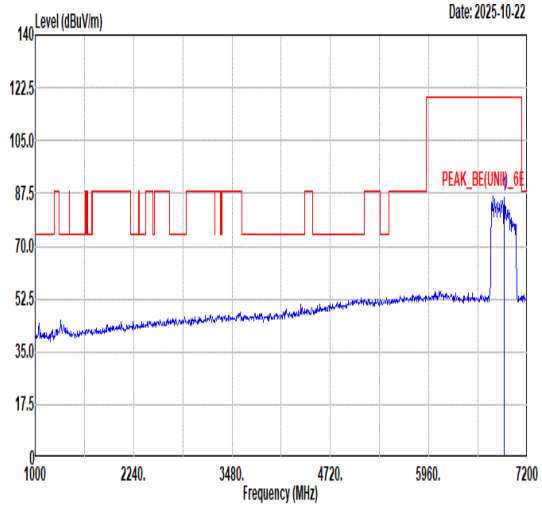 Freq Level Limit Line Margin (dB) Read Level Ant Factor Cable Loss Preamp Factor APos TPos Remark MHz dBuV/m dBuV/m dBuV dB/m dB dB cm deg 1 6905.00 86.46 ------ ------ 71.87 36.29 11.35 33.05 100 300 PEAK
Avg	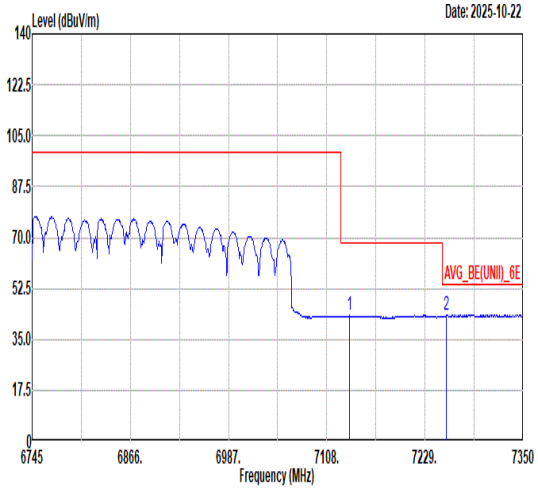 Freq Level Limit Line Margin (dB) Read Level Ant Factor Cable Loss Preamp Factor APos TPos Remark MHz dBuV/m dBuV/m dBuV dB/m dB dB cm deg 1 7136.44 43.17 68.20 -25.03 28.44 36.26 11.60 33.13 100 300 AVERAGE 2 7255.62 43.34 54.00 -10.66 28.16 36.41 11.92 33.15 100 300 AVERAGE	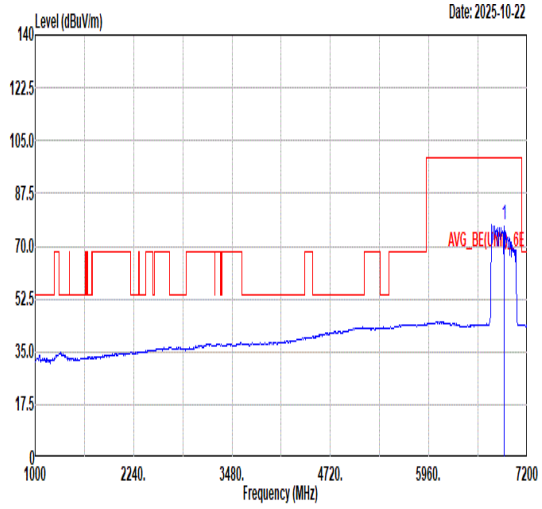 Freq Level Limit Line Margin (dB) Read Level Ant Factor Cable Loss Preamp Factor APos TPos Remark MHz dBuV/m dBuV/m dBuV dB/m dB dB cm deg 1 6905.00 76.95 ------ ------ 62.31 36.30 11.39 33.05 100 300 AVERAGE

Mode	104	
	Band Edge	
	U-NII-8_6525-7125_802.11be EHT320_CH191_Full RU_6905MHz	
ANT	9+8	
Pol.	Vertical	Fundamental
Peak	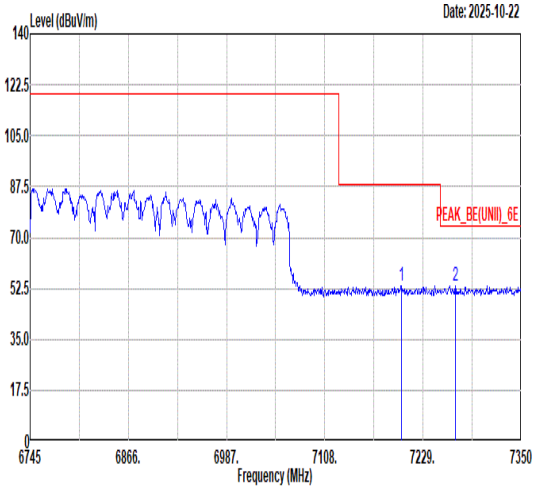 Freq Level Limit Line Margin (dB) Read Level Ant Factor Cable Loss Preamp Factor APos TPos Remark MHz dBuV/m dBuV/m dBuV dB/m dB dB cm deg 1 7202.38 53.19 88.20 -35.01 38.17 36.34 11.82 33.14 100 357 PEAK 2 7268.93 53.53 74.00 -20.47 38.32 36.42 11.94 33.15 100 357 PEAK	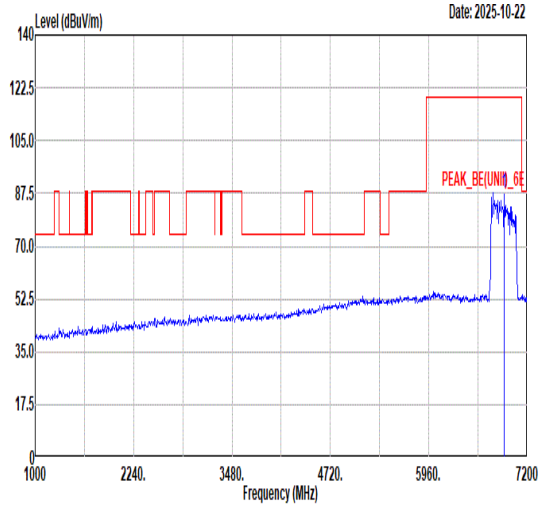 Freq Level Limit Line Margin (dB) Read Level Ant Factor Cable Loss Preamp Factor APos TPos Remark MHz dBuV/m dBuV/m dBuV dB/m dB dB cm deg 1 6905.00 87.95 ------ ------ 73.38 36.28 11.34 33.05 100 357 PEAK
Avg	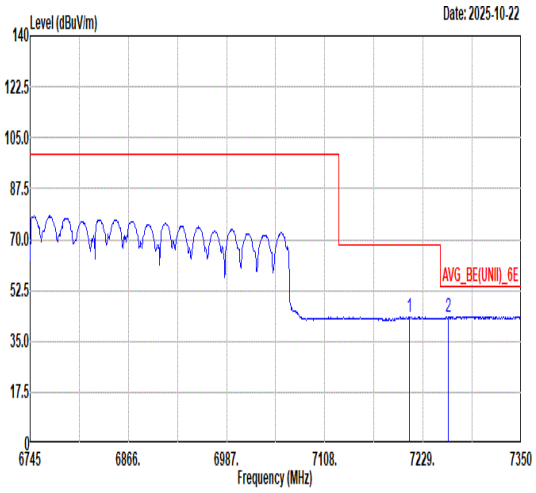 Freq Level Limit Line Margin (dB) Read Level Ant Factor Cable Loss Preamp Factor APos TPos Remark MHz dBuV/m dBuV/m dBuV dB/m dB dB cm deg 1 7212.06 43.22 68.20 -24.98 28.17 36.35 11.84 33.14 100 357 AVERAGE 2 7259.86 43.43 54.00 -10.57 28.24 36.41 11.93 33.15 100 357 AVERAGE	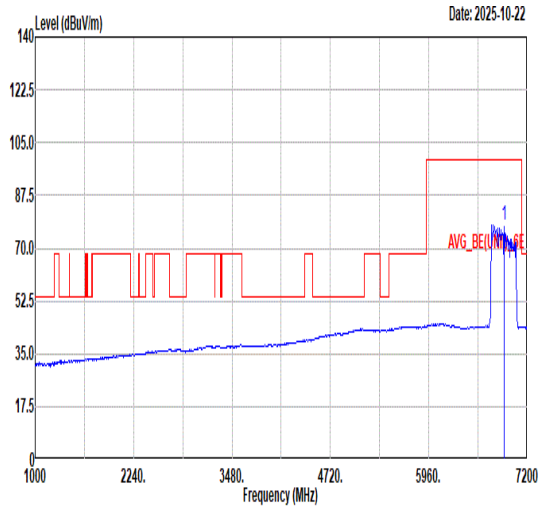 Freq Level Limit Line Margin (dB) Read Level Ant Factor Cable Loss Preamp Factor APos TPos Remark MHz dBuV/m dBuV/m dBuV dB/m dB dB cm deg 1 6905.00 77.88 ------ ------ 63.31 36.28 11.34 33.05 100 357 AVERAGE

Mode	104	
	Harmonic	
	U-NII-8_6525-7125_802.11be EHT320_CH191_Full RU_6905MHz	
ANT	9+8	
Pol.	Horizontal	Vertical
Peak Avg	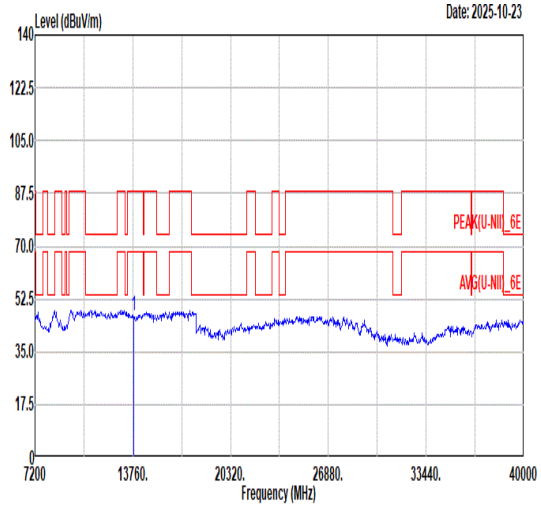 Freq Level Limit Line Margin Read Level Ant Factor Cable Loss Preamp Factor APos TPos Remark MHz dBuV/m dBuV/m dB dBuV dB/m dB dB cm deg 1 13810.00 46.81 88.20 -41.39 42.94 39.57 16.48 52.18 --- --- Peak	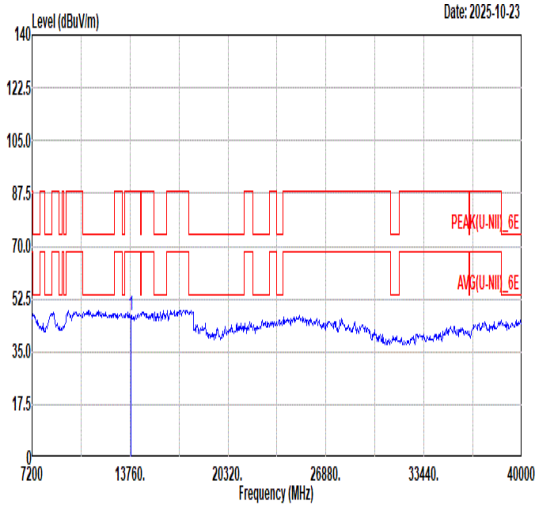 Freq Level Limit Line Margin Read Level Ant Factor Cable Loss Preamp Factor APos TPos Remark MHz dBuV/m dBuV/m dB dBuV dB/m dB dB cm deg 1 13810.00 46.89 88.20 -41.31 43.02 39.57 16.48 52.18 --- --- Peak

Mode	105	
	Harmonic	
	U-NII-6_6425-6875_802.11be EHT40_CH115_Full RU_6525MHz	
ANT	9+8	
Pol.	Horizontal	Vertical
Peak Avg	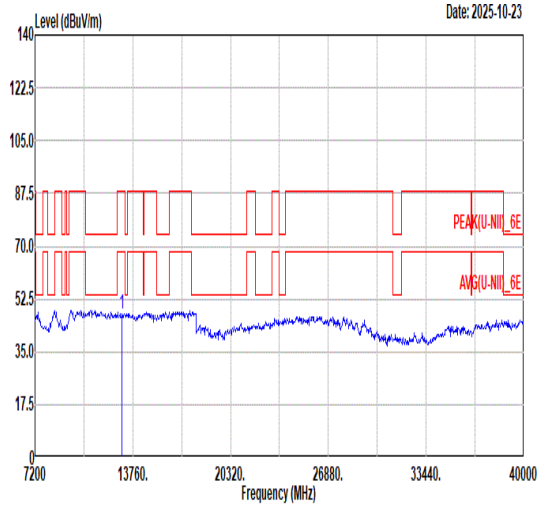 Freq Level Limit Line Margin Read Level Ant Factor Cable Loss Preamp Factor APos TPos Remark MHz dBuV/m dBuV/m dB dBuV dB/m dB dB cm deg 1 13050.00 47.35 88.20 -40.85 43.28 39.03 16.26 51.22 --- --- Peak	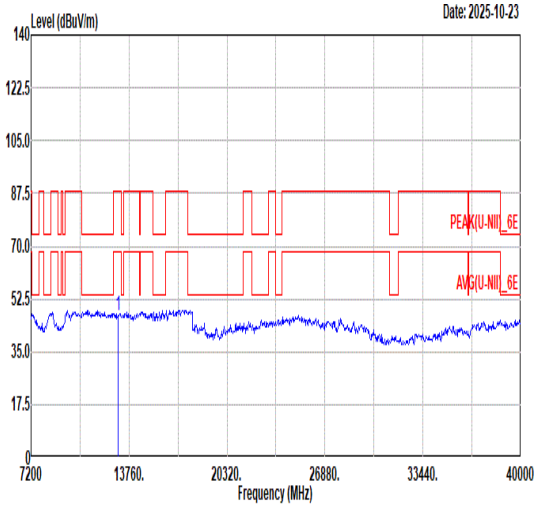 Freq Level Limit Line Margin Read Level Ant Factor Cable Loss Preamp Factor APos TPos Remark MHz dBuV/m dBuV/m dB dBuV dB/m dB dB cm deg 1 13050.00 47.22 88.20 -40.98 43.15 39.03 16.26 51.22 --- --- Peak

Mode	106	
	Harmonic	
	U-NII-6_6425-6875_802.11be EHT80_CH119_Full RU_6545MHz	
ANT	9+8	
Pol.	Horizontal	Vertical
Peak Avg	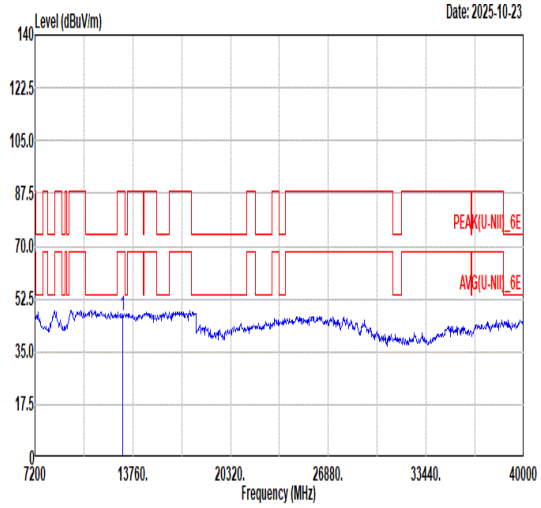 Freq Level Limit Line Margin Read Level Ant Factor Cable Loss Preamp Factor APos TPos Remark MHz dBuV/m dBuV/m dB dBuV dB/m dB dB cm deg 1 13090.00 47.23 88.20 -40.97 43.21 39.06 16.28 51.32 --- --- Peak	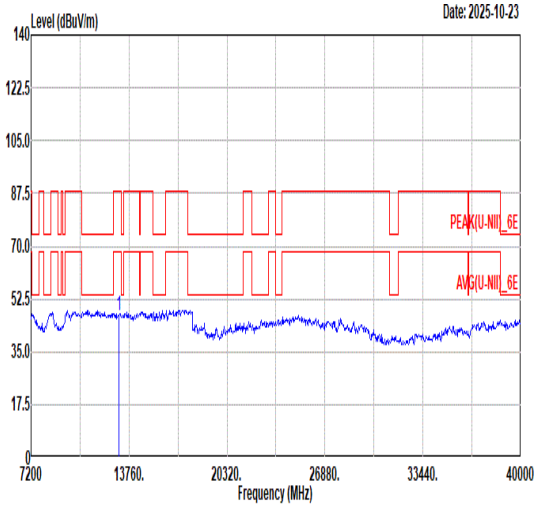 Freq Level Limit Line Margin Read Level Ant Factor Cable Loss Preamp Factor APos TPos Remark MHz dBuV/m dBuV/m dB dBuV dB/m dB dB cm deg 1 13090.00 47.22 88.20 -40.98 43.20 39.06 16.28 51.32 --- --- Peak

Mode	107	
	Harmonic	
	U-NII-6_6425-6875_802.11be EHT160_CH111_Full RU_6505MHz	
ANT	9+8	
Pol.	Horizontal	Vertical
Peak Avg	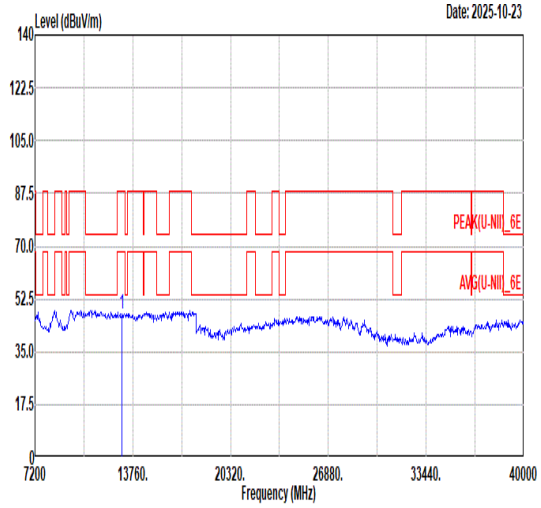 Freq Level Limit Line Margin Read Level Ant Factor Cable Loss Preamp Factor APos TPos Remark MHz dBuV/m dBuV/m dB dBuV dB/m dB dB cm deg 1 13010.00 47.63 88.20 -40.57 43.49 39.01 16.25 51.12 --- --- Peak	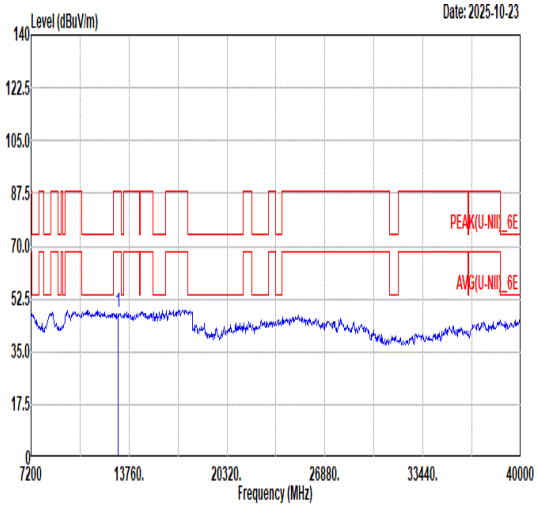 Freq Level Limit Line Margin Read Level Ant Factor Cable Loss Preamp Factor APos TPos Remark MHz dBuV/m dBuV/m dB dBuV dB/m dB dB cm deg 1 13010.00 47.95 88.20 -40.25 43.81 39.01 16.25 51.12 --- --- Peak

Mode	108	
	Harmonic	
	U-NII-5_5925-6425_802.11be EHT320_CH95_Full RU_6425MHz	
ANT	9+8	
Pol.	Horizontal	Vertical
Peak Avg	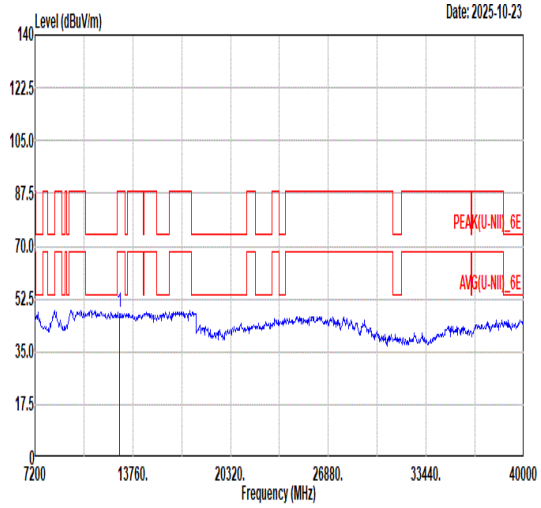 Freq Level Limit Line Margin Read Level Ant Factor Cable Loss Preamp Factor APos TPos Remark MHz dBuV/m dBuV/m dB dBuV dB/m dB dB cm deg 1 12850.00 47.98 88.20 -40.22 43.98 38.94 16.10 51.04 --- --- Peak	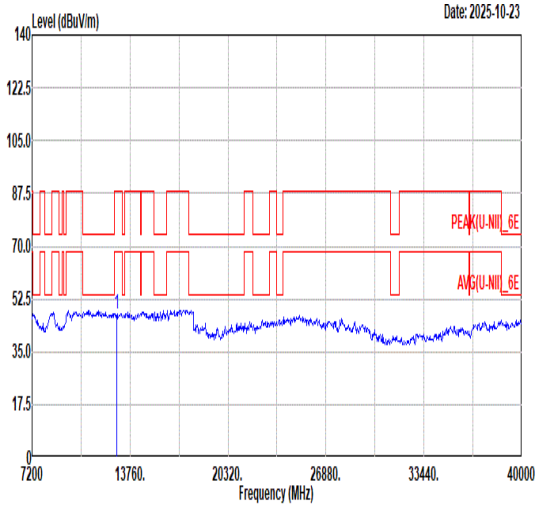 Freq Level Limit Line Margin Read Level Ant Factor Cable Loss Preamp Factor APos TPos Remark MHz dBuV/m dBuV/m dB dBuV dB/m dB dB cm deg 1 12850.00 47.81 88.20 -40.39 43.81 38.94 16.10 51.04 --- --- Peak

Mode	109	
	Harmonic	
	U-NII-6_6425-6875_802.11be EHT320_CH127_Full RU_6585MHz	
ANT	9+8	
Pol.	Horizontal	Vertical
Peak Avg	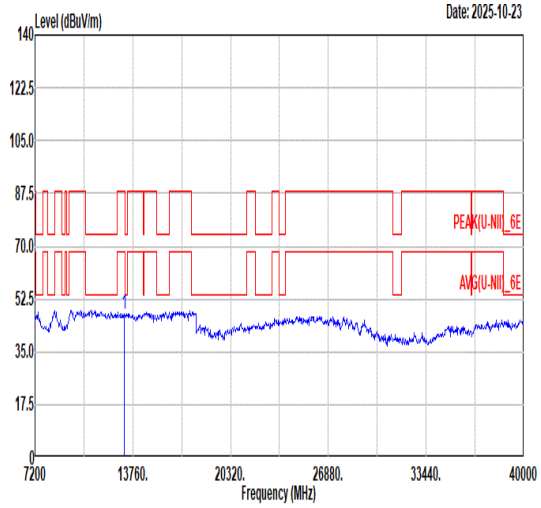 Freq Level Limit Line Margin Read Level Ant Factor Cable Loss Preamp Factor APos TPos Remark MHz dBuV/m dBuV/m dB dBuV dB/m dB dB cm deg 1 13170.00 47.45 88.20 -40.75 43.54 39.12 16.30 51.51 --- --- Peak	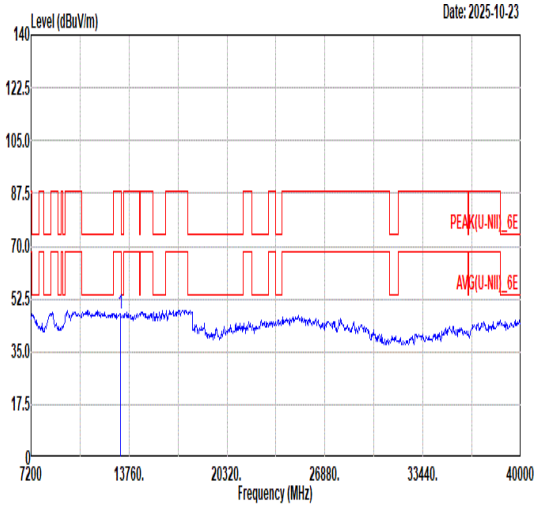 Freq Level Limit Line Margin Read Level Ant Factor Cable Loss Preamp Factor APos TPos Remark MHz dBuV/m dBuV/m dB dBuV dB/m dB dB cm deg 1 13170.00 47.55 88.20 -40.65 43.64 39.12 16.30 51.51 --- --- Peak

Mode	110	
	Band Edge	
	U-NII-5_5925-6425_802.11be EHT20_CH1_Single RU_5955MHz	
ANT	9+8	
Pol.	Horizontal	Fundamental
Peak	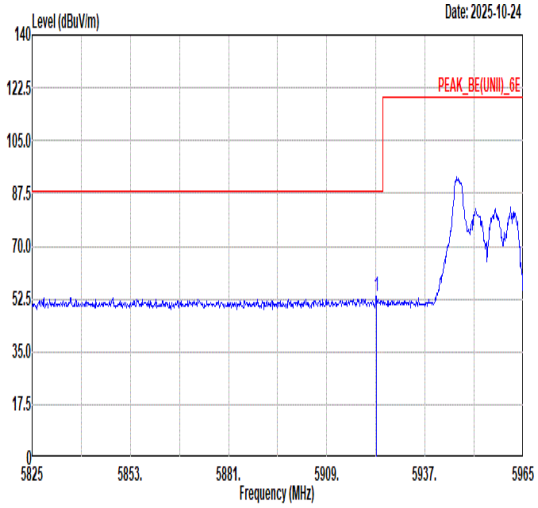 Freq Level Limit Line Margin (dB) Read Level Ant Factor Cable Loss Preamp Factor APos TPos Remark 1 5923.14 53.47 88.20 -34.73 38.78 36.68 10.88 32.87 212 67 PEAK	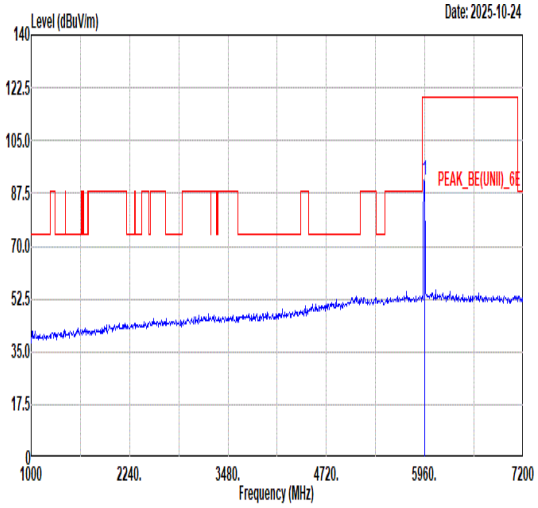 Freq Level Limit Line Margin (dB) Read Level Ant Factor Cable Loss Preamp Factor APos TPos Remark 1 5955.00 91.67 ------ ------ 76.91 36.72 10.92 32.88 212 67 PEAK
Avg	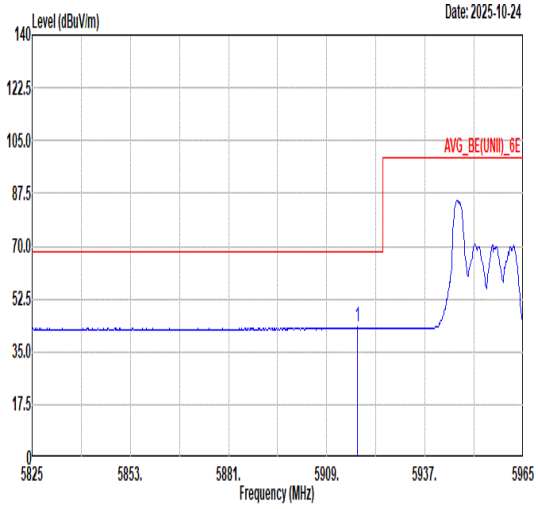 Freq Level Limit Line Margin (dB) Read Level Ant Factor Cable Loss Preamp Factor APos TPos Remark 1 5917.82 43.06 68.20 -25.14 28.39 36.67 10.87 32.87 212 67 AVERAGE	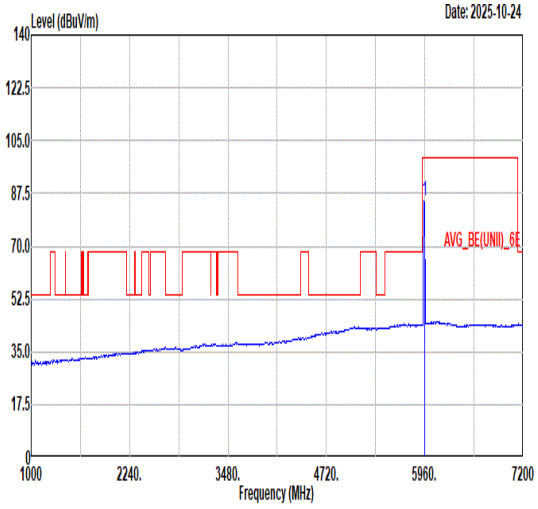 Freq Level Limit Line Margin (dB) Read Level Ant Factor Cable Loss Preamp Factor APos TPos Remark 1 5955.00 84.83 ------ ------ 70.07 36.72 10.92 32.88 212 67 AVERAGE

Mode	110	
	Band Edge	
	U-NII-5_5925-6425_802.11be EHT20_CH1_Single RU_5955MHz	
ANT	9+8	
Pol.	Vertical	Fundamental
Peak	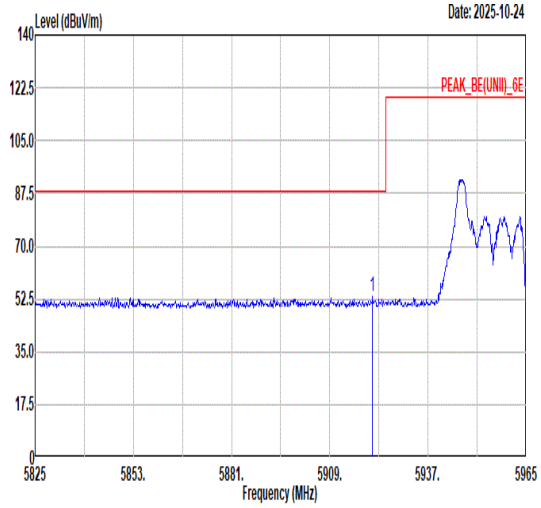 Freq Level Limit Line Margin (dB) Read Level Ant Factor Cable Loss Preamp Factor APos TPos Remark MHz dBuV/m dBuV/m dBuV dB/m dB dB cm deg 1 5921.18 53.12 88.20 -35.08 38.44 36.67 10.88 32.87 218 61 PEAK	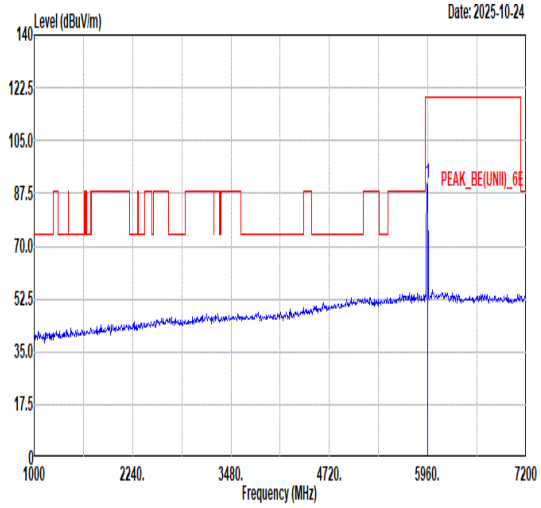 Freq Level Limit Line Margin (dB) Read Level Ant Factor Cable Loss Preamp Factor APos TPos Remark MHz dBuV/m dBuV/m dBuV dB/m dB dB cm deg 1 5955.00 91.00 ------ ------ 76.24 36.72 10.92 32.88 218 61 PEAK
Avg	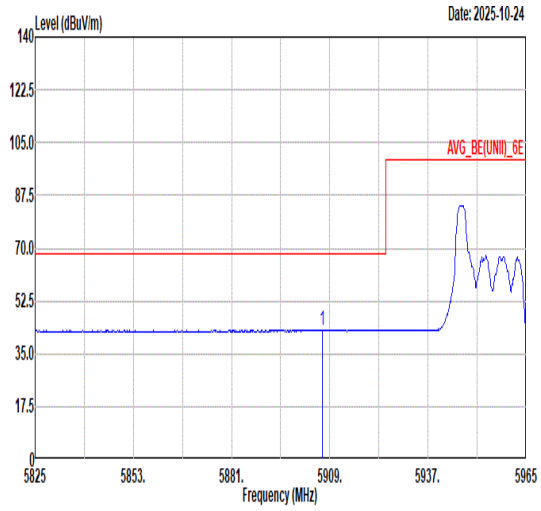 Freq Level Limit Line Margin (dB) Read Level Ant Factor Cable Loss Preamp Factor APos TPos Remark MHz dBuV/m dBuV/m dBuV dB/m dB dB cm deg 1 5906.90 42.97 68.20 -25.23 28.32 36.65 10.86 32.86 218 61 AVERAGE	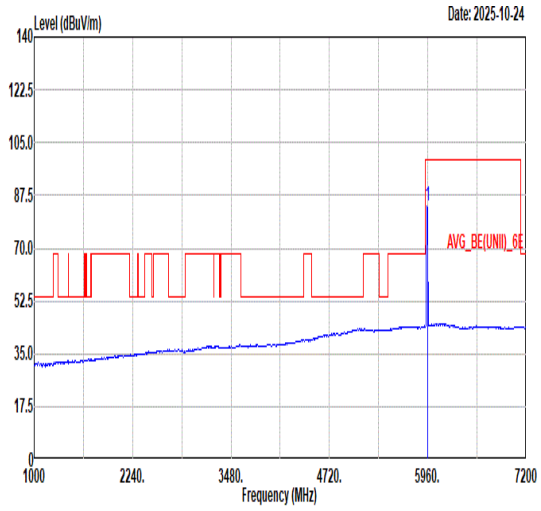 Freq Level Limit Line Margin (dB) Read Level Ant Factor Cable Loss Preamp Factor APos TPos Remark MHz dBuV/m dBuV/m dBuV dB/m dB dB cm deg 1 5955.00 84.21 ------ ------ 69.45 36.72 10.92 32.88 218 61 AVERAGE

Mode	111	
	Band Edge	
	U-NII-8_6875-7125_802.11be EHT20_CH229_Single RU_7095MHz	
ANT	9+8	
Pol.	Horizontal	Fundamental
Peak	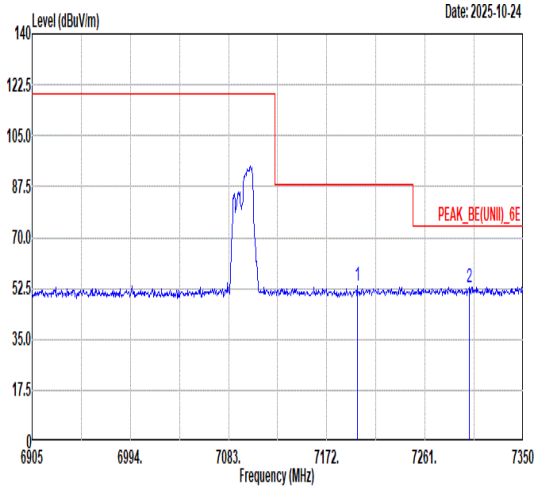 Freq Level Limit Line Margin (dB) Read Level Ant Factor Cable Loss Preamp Factor APos TPos Remark MHz dBuV/m dBuV/m dBuV dB/m dB dB cm deg 1 7199.59 53.42 88.20 -34.78 38.41 36.34 11.81 33.14 232 50 PEAK 2 7301.05 52.81 74.00 -21.19 37.51 36.46 12.00 33.16 232 50 PEAK	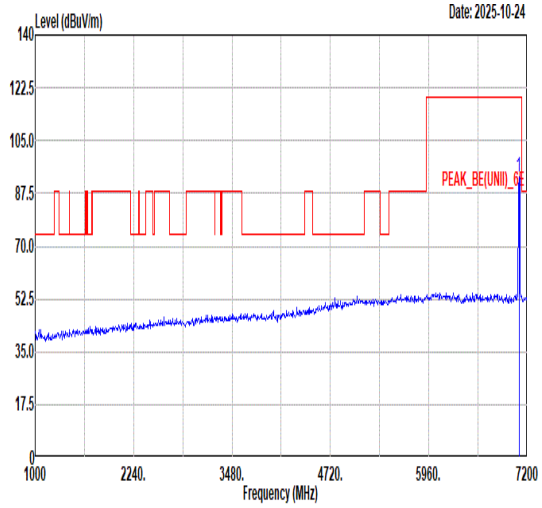 Freq Level Limit Line Margin (dB) Read Level Ant Factor Cable Loss Preamp Factor APos TPos Remark MHz dBuV/m dBuV/m dBuV dB/m dB dB cm deg 1 7095.00 93.22 ------ ------ 78.63 36.22 11.49 33.12 232 50 PEAK
Avg	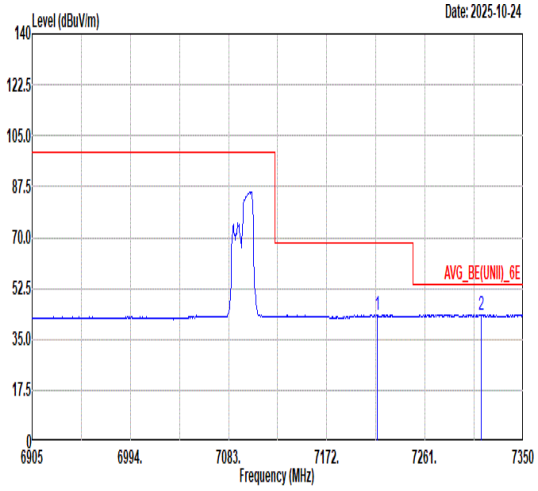 Freq Level Limit Line Margin (dB) Read Level Ant Factor Cable Loss Preamp Factor APos TPos Remark MHz dBuV/m dBuV/m dBuV dB/m dB dB cm deg 1 7217.84 43.27 68.20 -24.93 28.20 36.36 11.85 33.14 232 50 AVERAGE 2 7311.73 43.44 54.00 -10.56 28.12 36.47 12.01 33.16 232 50 AVERAGE	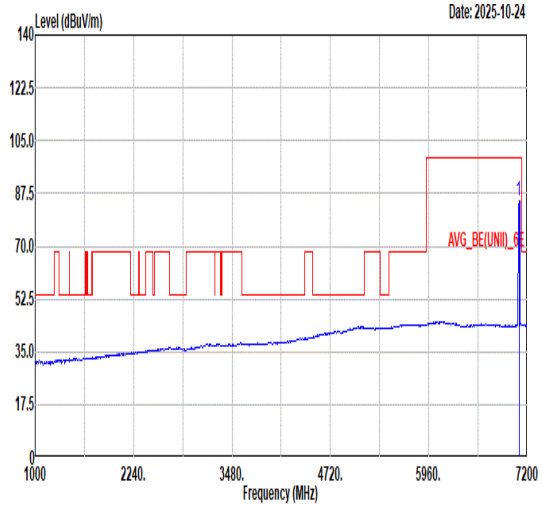 Freq Level Limit Line Margin (dB) Read Level Ant Factor Cable Loss Preamp Factor APos TPos Remark MHz dBuV/m dBuV/m dBuV dB/m dB dB cm deg 1 7095.00 85.25 ------ ------ 70.66 36.22 11.49 33.12 232 50 AVERAGE

Mode	111	
	Band Edge	
	U-NII-8_6875-7125_802.11be EHT20_CH229_Single RU_7095MHz	
ANT	9+8	
Pol.	Vertical	Fundamental
Peak	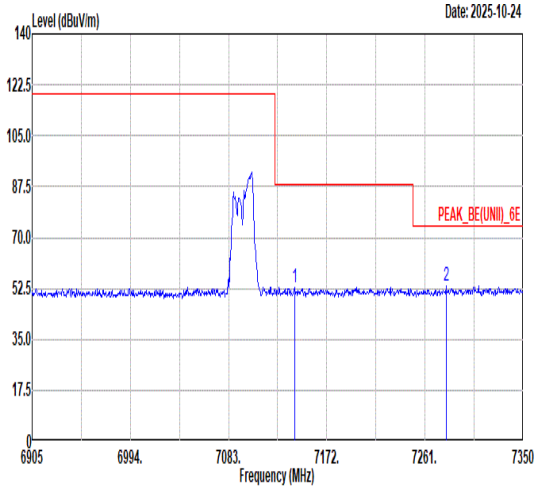 Freq Level Limit Line Margin (dB) Read Level Ant Factor Cable Loss Preamp Factor APos TPos Remark MHz dBuV/m dBuV/m dBuV dB/m dB dB cm deg 1 7142.63 52.97 88.20 -35.23 38.21 36.27 11.62 33.13 202 347 PEAK 2 7280.14 53.25 74.00 -20.75 38.01 36.44 11.96 33.16 202 347 PEAK	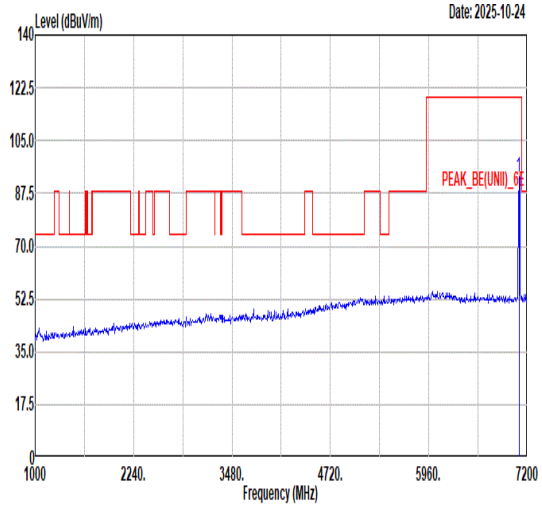 Freq Level Limit Line Margin (dB) Read Level Ant Factor Cable Loss Preamp Factor APos TPos Remark MHz dBuV/m dBuV/m dBuV dB/m dB dB cm deg 1 7095.00 93.03 ------ ------ 78.42 36.23 11.50 33.12 202 347 PEAK
Avg	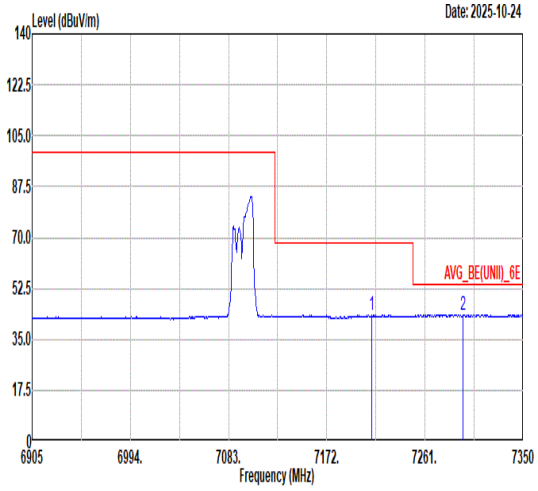 Freq Level Limit Line Margin (dB) Read Level Ant Factor Cable Loss Preamp Factor APos TPos Remark MHz dBuV/m dBuV/m dBuV dB/m dB dB cm deg 1 7212.94 43.22 68.20 -24.98 28.16 36.36 11.84 33.14 202 347 AVERAGE 2 7295.71 43.47 54.00 -10.53 28.19 36.45 11.99 33.16 202 347 AVERAGE	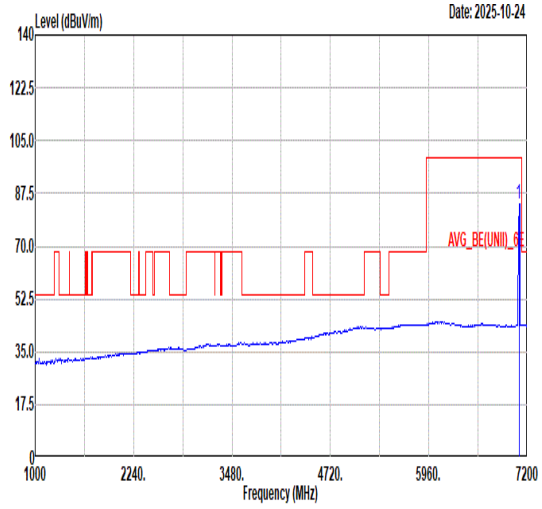 Freq Level Limit Line Margin (dB) Read Level Ant Factor Cable Loss Preamp Factor APos TPos Remark MHz dBuV/m dBuV/m dBuV dB/m dB dB cm deg 1 7095.00 83.80 ------ ------ 69.21 36.22 11.49 33.12 202 347 AVERAGE

Mode	112	
	Band Edge	
	U-NII-5_5925-6425_802.11be EHT20_CH1_Small RU _5955MHz	
ANT	9+8	
Pol.	Horizontal	Fundamental
Peak	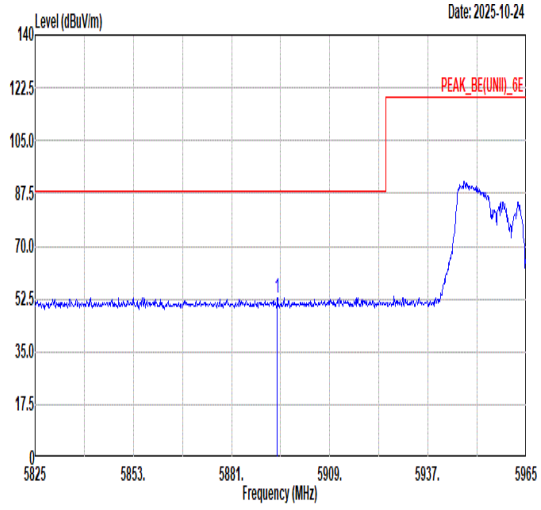 Freq Level Limit Line Margin (dB) Read Level Ant Factor Cable Loss Preamp Factor APos TPos Remark MHz dBuV/m dBuV/m dBuV dB/m dB dB cm deg 1 5894.02 53.06 88.20 -35.14 38.45 36.63 10.84 32.86 209 351 PEAK	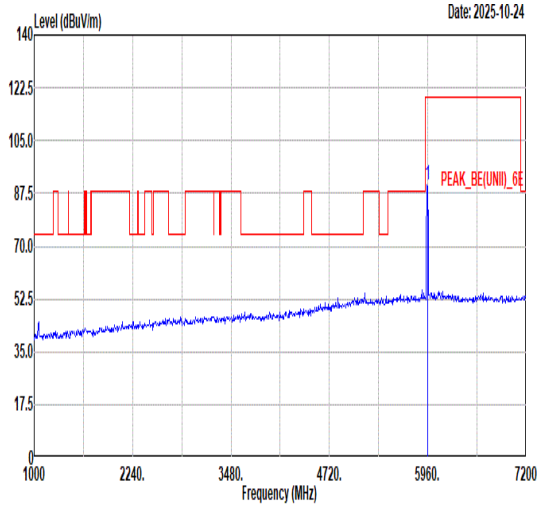 Freq Level Limit Line Margin (dB) Read Level Ant Factor Cable Loss Preamp Factor APos TPos Remark MHz dBuV/m dBuV/m dBuV dB/m dB dB cm deg 1 5955.00 90.20 ------ ------ 75.44 36.72 10.92 32.88 209 351 PEAK
Avg	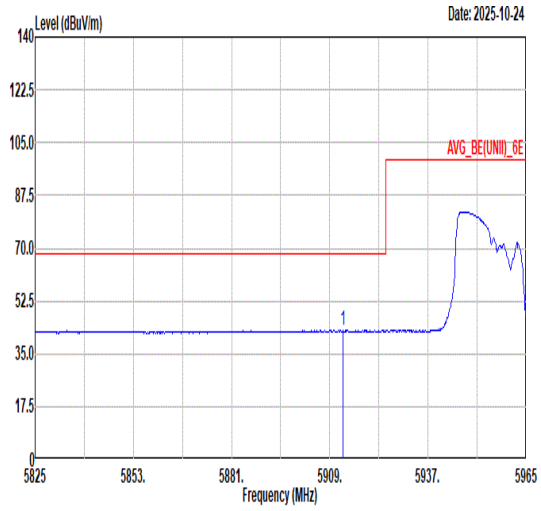 Freq Level Limit Line Margin (dB) Read Level Ant Factor Cable Loss Preamp Factor APos TPos Remark MHz dBuV/m dBuV/m dBuV dB/m dB dB cm deg 1 5912.78 42.78 68.20 -25.42 28.12 36.66 10.87 32.87 209 351 AVERAGE	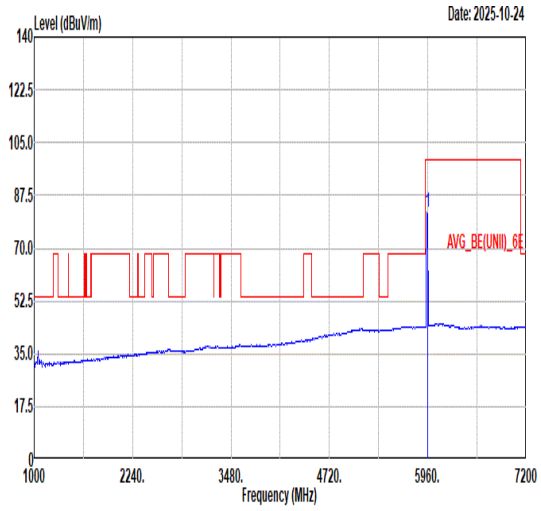 Freq Level Limit Line Margin (dB) Read Level Ant Factor Cable Loss Preamp Factor APos TPos Remark MHz dBuV/m dBuV/m dBuV dB/m dB dB cm deg 1 5955.00 81.98 ------ ------ 67.22 36.72 10.92 32.88 209 351 AVERAGE

Mode	112	
	Band Edge	
	U-NII-5_5925-6425_802.11be EHT20_CH1_Small RU _5955MHz	
ANT	9+8	
Pol.	Vertical	Fundamental
Peak	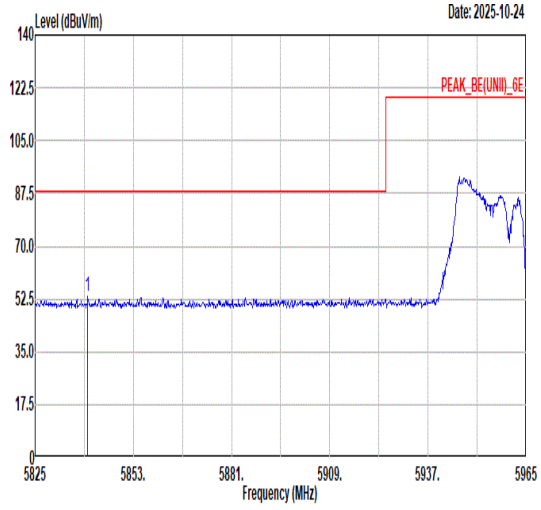 Freq Level Limit Line Margin (dB) Read Level Ant Factor Cable Loss Preamp Factor APos TPos Remark 1 5839.98 53.28 88.20 -34.92 38.75 36.54 10.83 32.84 100 56 PEAK	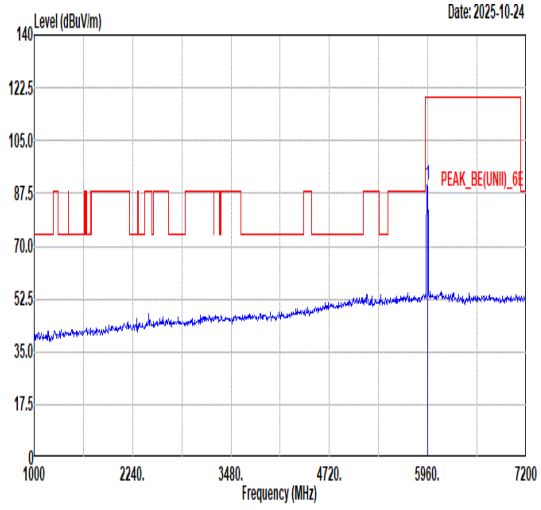 Freq Level Limit Line Margin (dB) Read Level Ant Factor Cable Loss Preamp Factor APos TPos Remark 1 5955.00 90.47 ------ ------ 75.71 36.72 10.92 32.88 100 56 PEAK
Avg	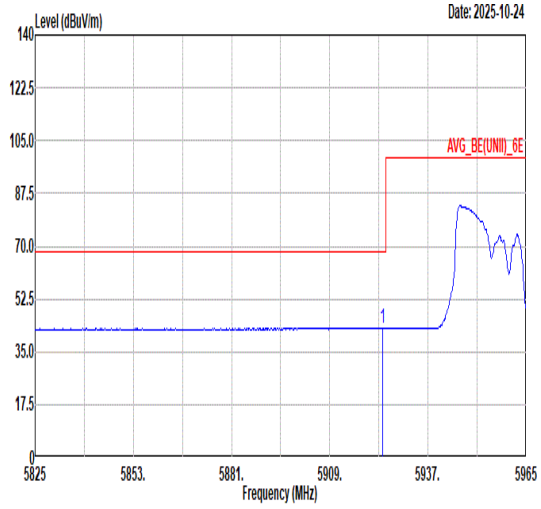 Freq Level Limit Line Margin (dB) Read Level Ant Factor Cable Loss Preamp Factor APos TPos Remark 1 5924.12 42.95 68.20 -25.25 28.26 36.68 10.88 32.87 100 56 AVERAGE	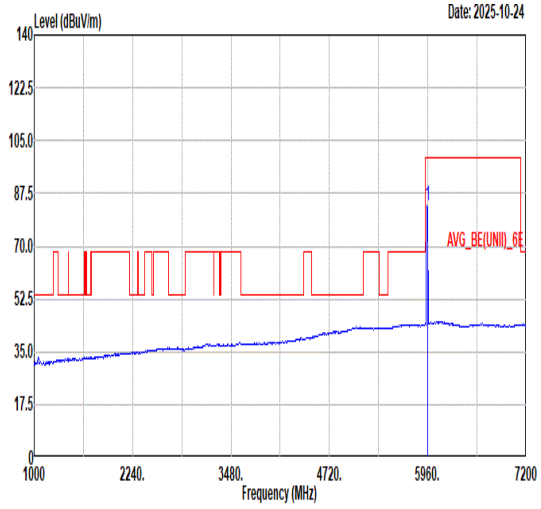 Freq Level Limit Line Margin (dB) Read Level Ant Factor Cable Loss Preamp Factor APos TPos Remark 1 5955.00 83.25 ------ ------ 68.49 36.72 10.92 32.88 100 56 AVERAGE

Mode	113	
	Band Edge	
	U-NII-8_6875-7125_802.11be EHT20_CH229_Small RU _7095MHz	
ANT	9+8	
Pol.	Horizontal	Fundamental
Peak	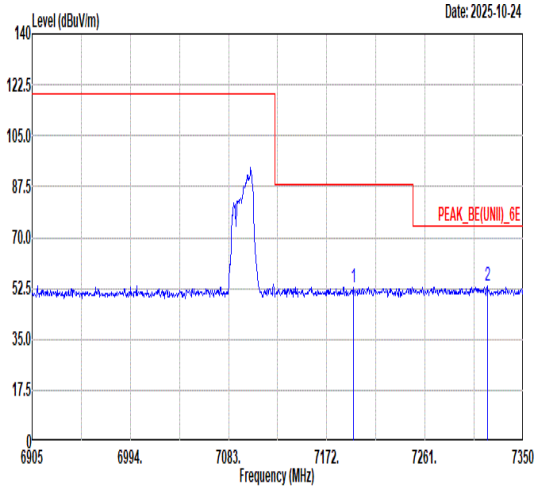 Freq Level Limit Line Margin (dB) Read Level Ant Factor Cable Loss Preamp Factor APos TPos Remark MHz dBuV/m dBuV/m dBuV dB/m dB dB cm deg 1 7196.03 52.91 88.20 -35.29 37.91 36.34 11.80 33.14 234 63 PEAK 2 7317.52 53.14 74.00 -20.86 37.81 36.48 12.01 33.16 234 63 PEAK	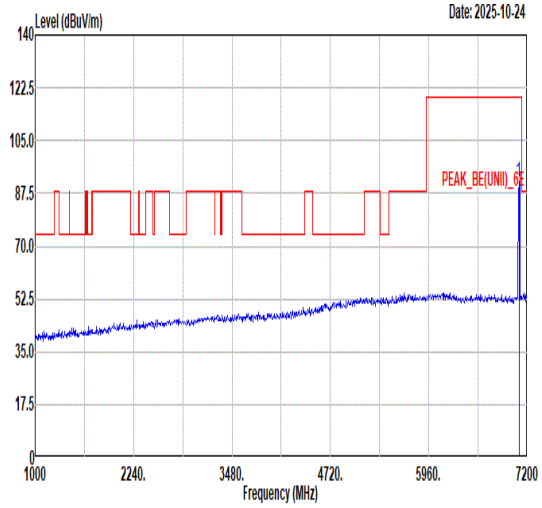 Freq Level Limit Line Margin (dB) Read Level Ant Factor Cable Loss Preamp Factor APos TPos Remark MHz dBuV/m dBuV/m dBuV dB/m dB dB cm deg 1 7095.00 91.54 ------ ------ 76.95 36.22 11.49 33.12 234 63 PEAK
Avg	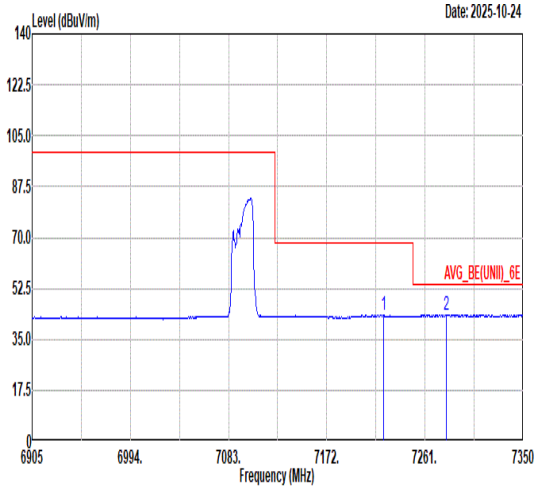 Freq Level Limit Line Margin (dB) Read Level Ant Factor Cable Loss Preamp Factor APos TPos Remark MHz dBuV/m dBuV/m dBuV dB/m dB dB cm deg 1 7223.62 43.26 68.20 -24.94 28.17 36.37 11.86 33.14 234 63 AVERAGE 2 7280.14 43.45 54.00 -10.55 28.21 36.44 11.96 33.16 234 63 AVERAGE	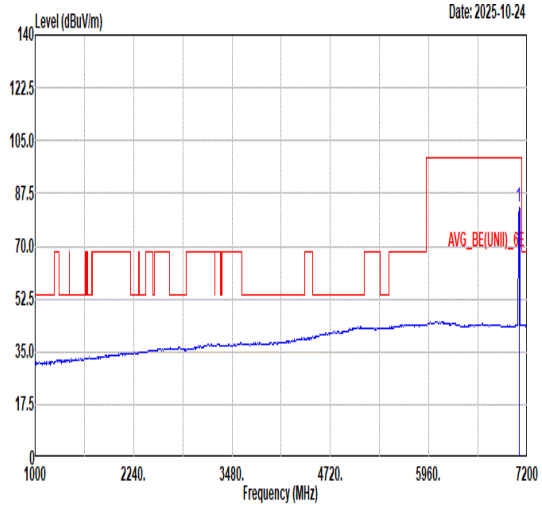 Freq Level Limit Line Margin (dB) Read Level Ant Factor Cable Loss Preamp Factor APos TPos Remark MHz dBuV/m dBuV/m dBuV dB/m dB dB cm deg 1 7095.00 82.96 ------ ------ 68.37 36.22 11.49 33.12 234 63 AVERAGE

Mode	113	
	Band Edge	
	U-NII-8_6875-7125_802.11be EHT20_CH229_Small RU _7095MHz	
ANT	9+8	
Pol.	Vertical	Fundamental
Peak	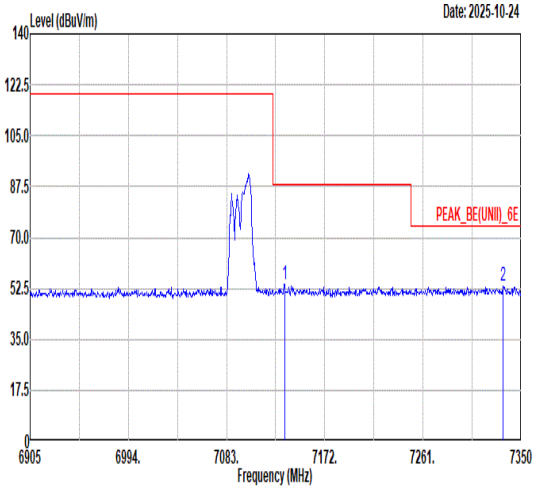 Freq Level Limit Line Margin (dB) Read Level Ant Factor Cable Loss Preamp Factor APos TPos Remark MHz dBuV/m dBuV/m dBuV dB/m dB dB cm deg 1 7135.51 54.08 88.20 -34.12 39.35 36.26 11.60 33.13 237 357 PEAK 2 7333.54 53.42 74.00 -20.58 38.09 36.50 12.00 33.17 237 357 PEAK	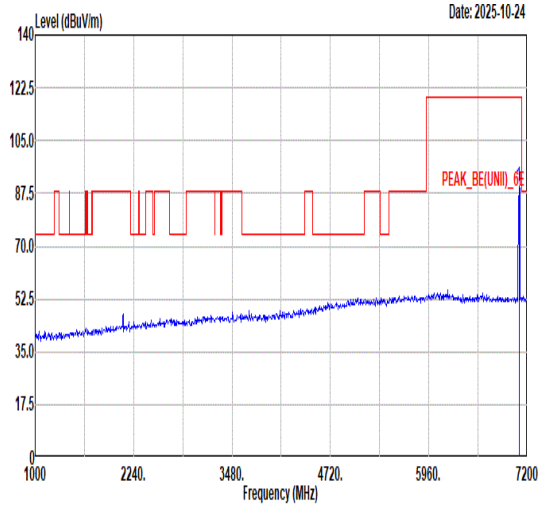 Freq Level Limit Line Margin (dB) Read Level Ant Factor Cable Loss Preamp Factor APos TPos Remark MHz dBuV/m dBuV/m dBuV dB/m dB dB cm deg 1 7095.00 89.73 ------ ------ 75.14 36.22 11.49 33.12 237 357 PEAK
Avg	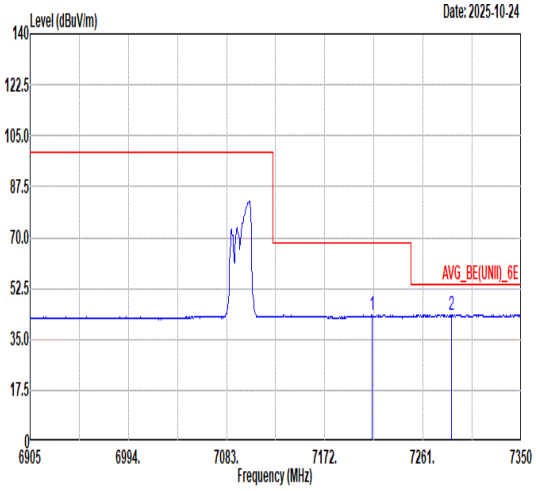 Freq Level Limit Line Margin (dB) Read Level Ant Factor Cable Loss Preamp Factor APos TPos Remark MHz dBuV/m dBuV/m dBuV dB/m dB dB cm deg 1 7215.17 43.32 68.20 -24.88 28.25 36.36 11.85 33.14 237 357 AVERAGE 2 7286.81 43.45 54.00 -10.55 28.20 36.44 11.97 33.16 237 357 AVERAGE	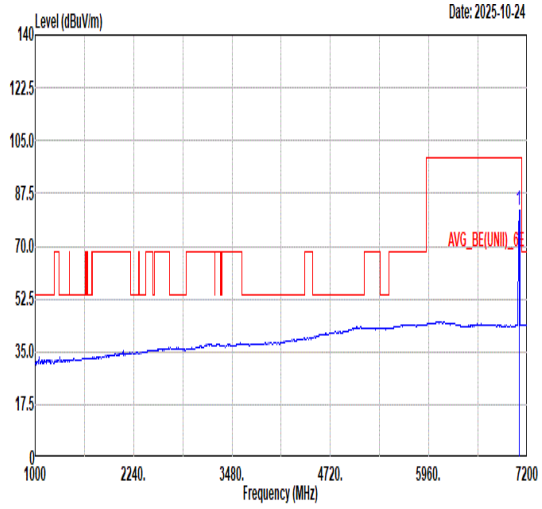 Freq Level Limit Line Margin (dB) Read Level Ant Factor Cable Loss Preamp Factor APos TPos Remark MHz dBuV/m dBuV/m dBuV dB/m dB dB cm deg 1 7095.00 82.10 ------ ------ 67.51 36.22 11.49 33.12 237 357 AVERAGE

Mode	114	
	Band Edge	
	U-NII-5_5925-6425_802.11be EHT80_CH7_Large RU 484+242_5985MHz	
ANT	9+8	
Pol.	Horizontal	Fundamental
Peak	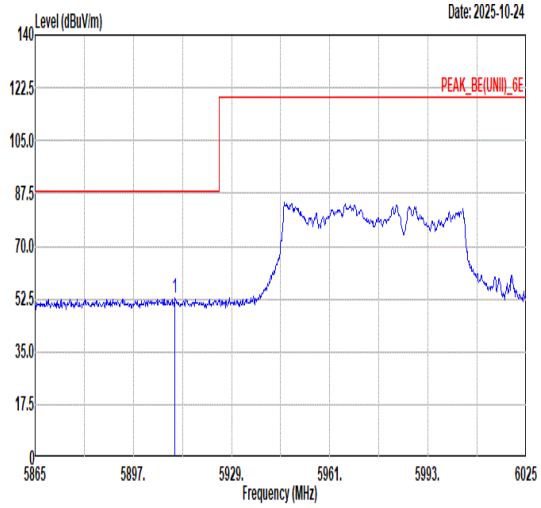 Freq Level Limit Line Margin (dB) Read Level Ant Factor Cable Loss Preamp Factor APos TPos Remark 1 5910.60 52.60 88.20 -35.60 37.94 36.66 10.86 32.86 250 328 PEAK	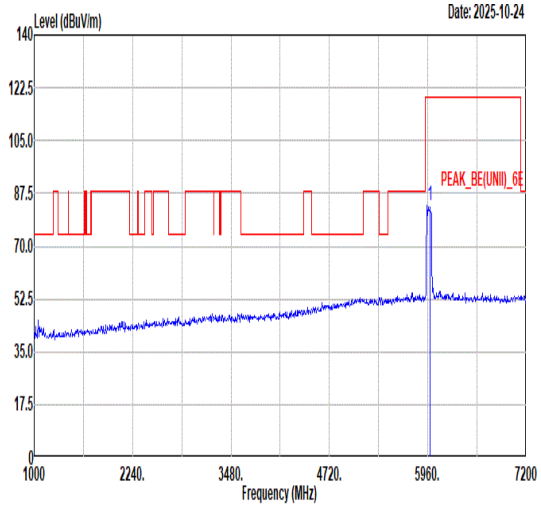 Freq Level Limit Line Margin (dB) Read Level Ant Factor Cable Loss Preamp Factor APos TPos Remark 1 5985.00 83.28 ------ ------ 68.52 36.72 10.92 32.88 250 328 PEAK
Avg	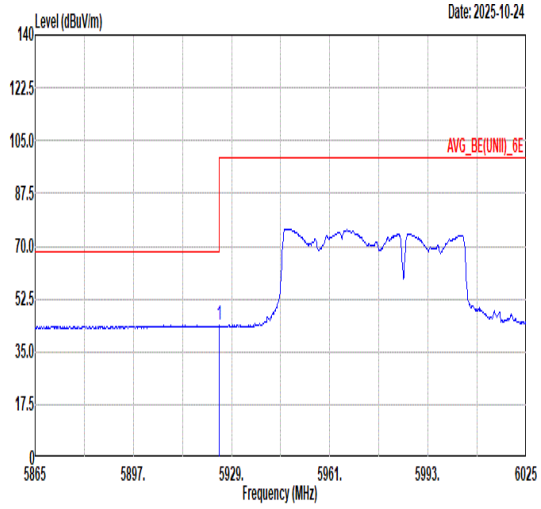 Freq Level Limit Line Margin (dB) Read Level Ant Factor Cable Loss Preamp Factor APos TPos Remark 1 5925.00 43.80 68.20 -24.40 29.10 36.68 10.89 32.87 250 328 AVERAGE	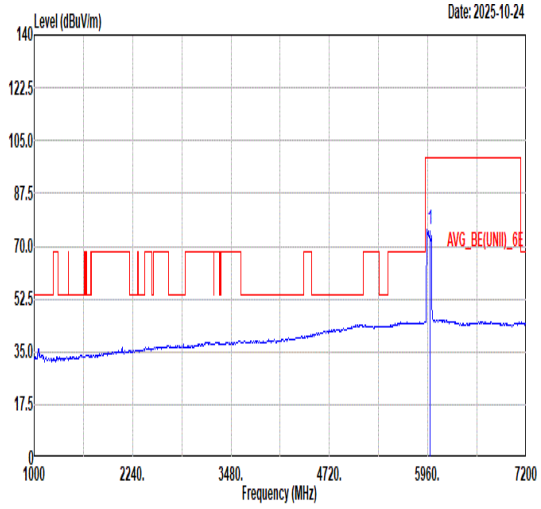 Freq Level Limit Line Margin (dB) Read Level Ant Factor Cable Loss Preamp Factor APos TPos Remark 1 5985.00 75.45 ------ ------ 60.69 36.72 10.92 32.88 250 328 AVERAGE

Mode	114	
	Band Edge	
	U-NII-5_5925-6425_802.11be EHT80_CH7_Large RU 484+242_5985MHz	
ANT	9+8	
Pol.	Vertical	Fundamental
Peak	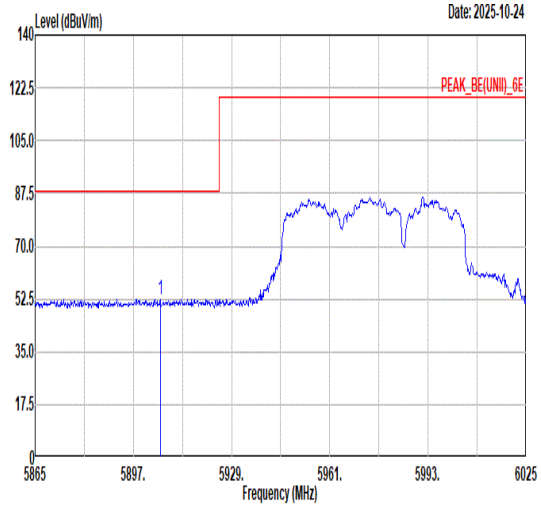 Freq Level Limit Line Margin (dB) Read Level Ant Factor Cable Loss Preamp Factor APos TPos Remark MHz dBuV/m dBuV/m dBuV dB/m dB dB cm deg 1 5905.80 52.56 88.20 -35.64 37.91 36.65 10.86 32.86 100 64 PEAK	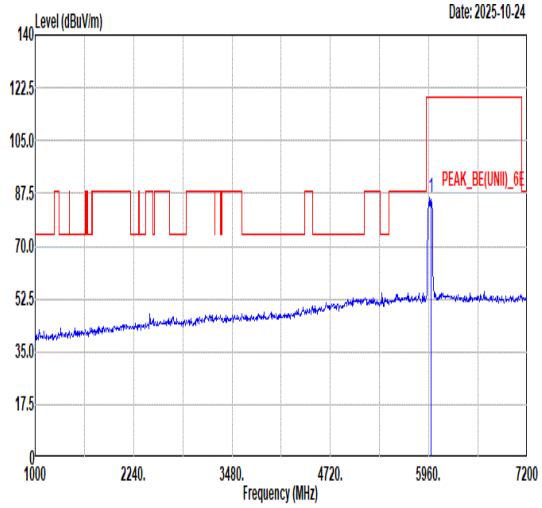 Freq Level Limit Line Margin (dB) Read Level Ant Factor Cable Loss Preamp Factor APos TPos Remark MHz dBuV/m dBuV/m dBuV dB/m dB dB cm deg 1 5985.00 86.08 ------ ------ 71.25 36.76 10.96 32.89 100 64 PEAK
Avg	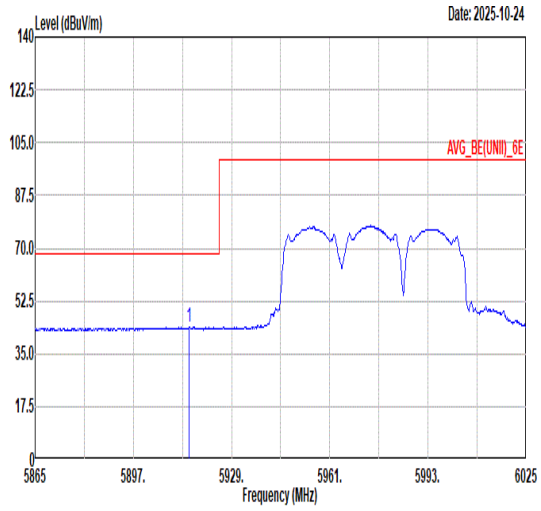 Freq Level Limit Line Margin (dB) Read Level Ant Factor Cable Loss Preamp Factor APos TPos Remark MHz dBuV/m dBuV/m dBuV dB/m dB dB cm deg 1 5915.24 43.75 68.20 -24.45 29.09 36.66 10.87 32.87 100 64 AVERAGE	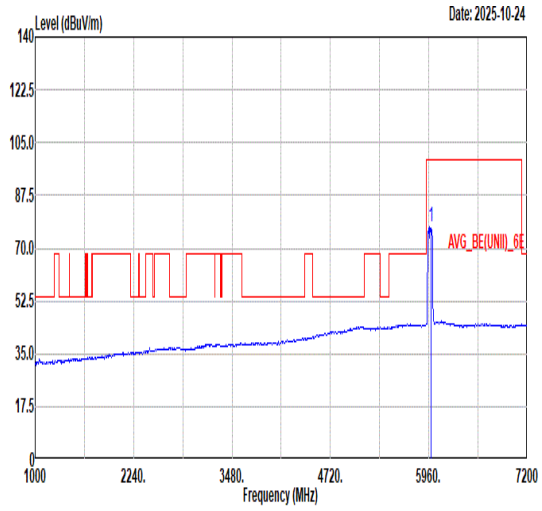 Freq Level Limit Line Margin (dB) Read Level Ant Factor Cable Loss Preamp Factor APos TPos Remark MHz dBuV/m dBuV/m dBuV dB/m dB dB cm deg 1 5985.00 77.29 ------ ------ 62.46 36.76 10.96 32.89 100 64 AVERAGE

Mode	115	
	Band Edge	
	U-NII-8_6875-7125_802.11be EHT80_CH215_Large RU 484+242_7025MHz	
ANT	9+8	
Pol.	Horizontal	Fundamental
Peak	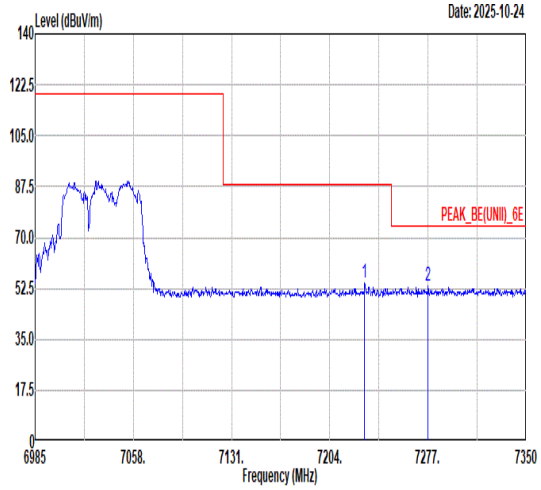 Freq Level Limit Line Margin (dB) Read Level Ant Factor Cable Loss Preamp Factor APos TPos Remark MHz dBuV/m dBuV/m dBuV dB/m dB dB cm deg 1 7229.92 54.68 88.20 -33.52 39.58 36.38 11.87 33.15 221 48 PEAK 2 7277.00 53.50 74.00 -20.50 38.27 36.43 11.96 33.16 221 48 PEAK	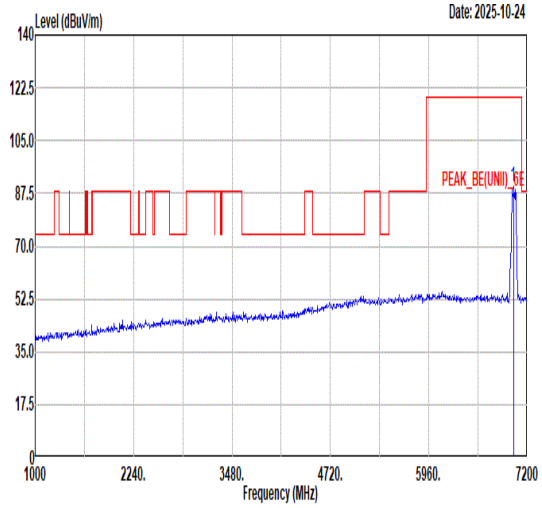 Freq Level Limit Line Margin (dB) Read Level Ant Factor Cable Loss Preamp Factor APos TPos Remark MHz dBuV/m dBuV/m dBuV dB/m dB dB cm deg 1 7025.00 89.73 ------ ------ 75.27 36.14 11.43 33.11 221 48 PEAK
Avg	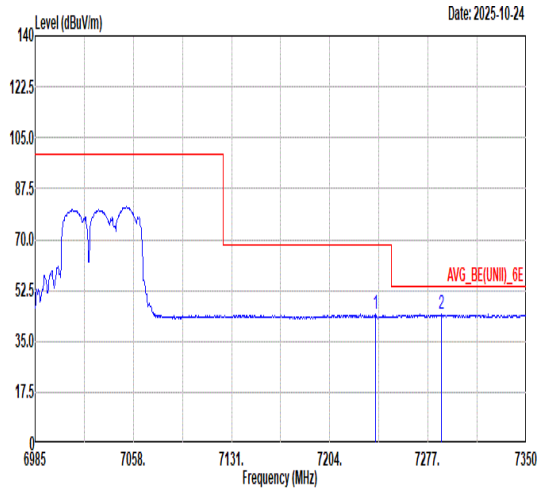 Freq Level Limit Line Margin (dB) Read Level Ant Factor Cable Loss Preamp Factor APos TPos Remark MHz dBuV/m dBuV/m dBuV dB/m dB dB cm deg 1 7237.95 44.38 68.20 -23.82 29.25 36.39 11.89 33.15 221 48 AVERAGE 2 7286.86 44.23 54.00 -9.77 28.98 36.44 11.97 33.16 221 48 AVERAGE	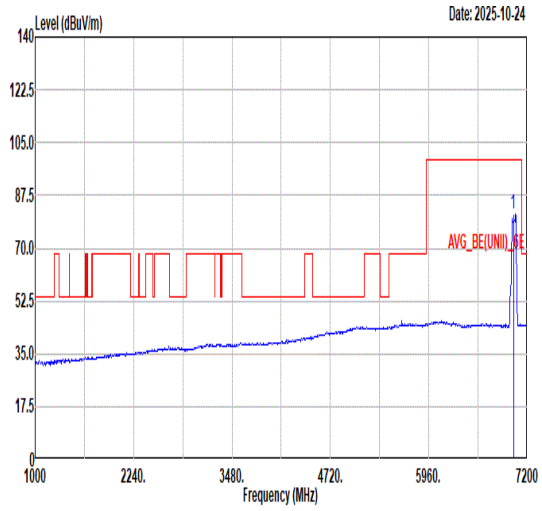 Freq Level Limit Line Margin (dB) Read Level Ant Factor Cable Loss Preamp Factor APos TPos Remark MHz dBuV/m dBuV/m dBuV dB/m dB dB cm deg 1 7025.00 81.14 ------ ------ 66.64 36.16 11.45 33.11 221 48 AVERAGE

Mode	115
	Band Edge
	U-NII-8_6875-7125_802.11be EHT80_CH215_Large RU 484+242_7025MHz
ANT	9+8

Pol.	Vertical	Fundamental
Peak	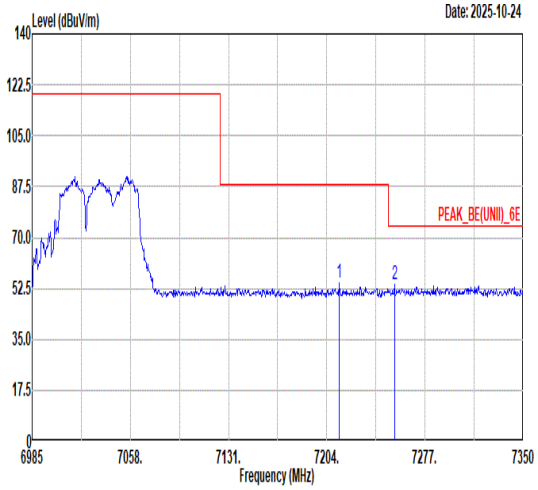 Freq Level Limit Line Margin (dB) Read Level Ant Factor Cable Loss Preamp Factor APos TPos Remark MHz dBuV/m dBuV/m dBuV dB/m dB dB cm deg 1 7213.49 54.17 88.20 -34.03 39.11 36.36 11.84 33.14 210 349 PEAK 2 7254.37 53.83 74.00 -20.17 38.65 36.41 11.92 33.15 210 349 PEAK	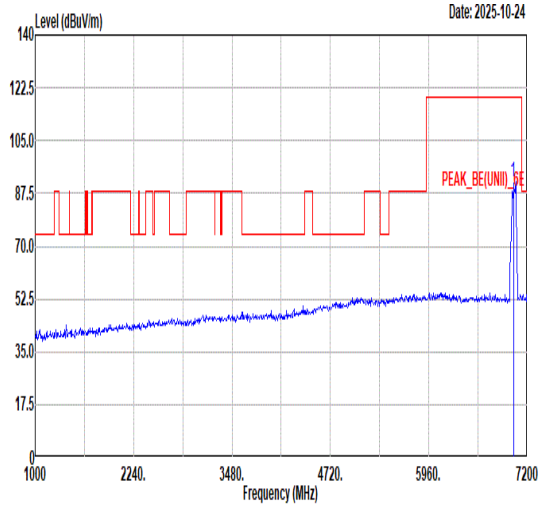 Freq Level Limit Line Margin (dB) Read Level Ant Factor Cable Loss Preamp Factor APos TPos Remark MHz dBuV/m dBuV/m dBuV dB/m dB dB cm deg 1 7025.00 91.45 ------ ------ 76.94 36.17 11.45 33.11 210 349 PEAK
Avg	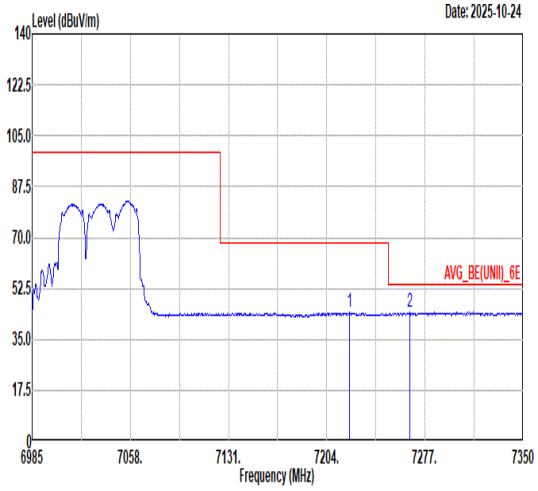 Freq Level Limit Line Margin (dB) Read Level Ant Factor Cable Loss Preamp Factor APos TPos Remark MHz dBuV/m dBuV/m dBuV dB/m dB dB cm deg 1 7221.16 44.12 68.20 -24.08 29.03 36.37 11.86 33.14 210 349 AVERAGE 2 7265.69 44.20 54.00 -9.80 28.99 36.42 11.94 33.15 210 349 AVERAGE	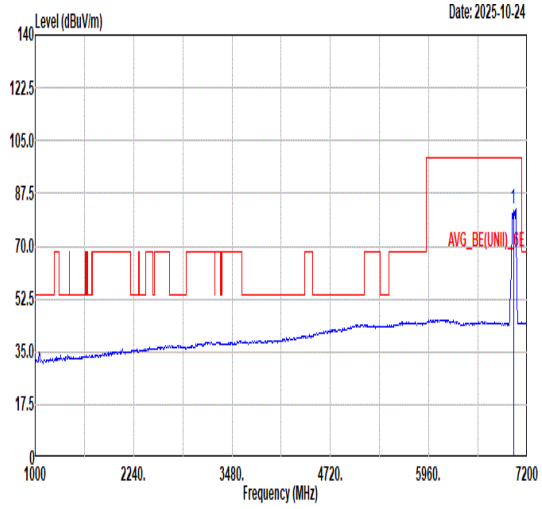 Freq Level Limit Line Margin (dB) Read Level Ant Factor Cable Loss Preamp Factor APos TPos Remark MHz dBuV/m dBuV/m dBuV dB/m dB dB cm deg 1 7025.00 82.18 ------ ------ 67.67 36.17 11.45 33.11 210 349 AVERAGE

Mode	116	
	Band Edge	
	U-NII-5_5925-6425_802.11be EHT160_CH15_Large RU 996+484_6025MHz	
ANT	9+8	
Pol.	Horizontal	Fundamental
Peak	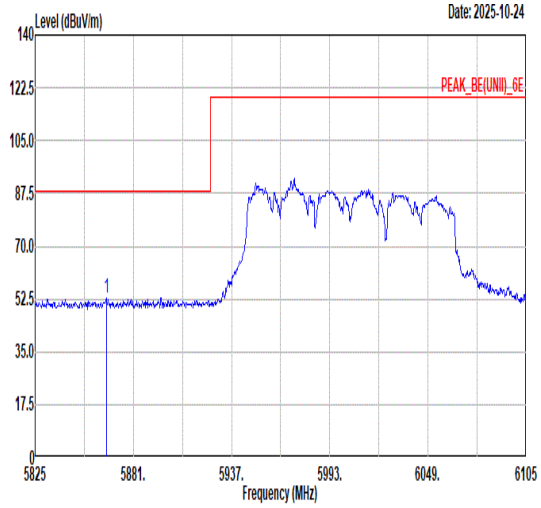 Freq Level Limit Line Margin (dB) Read Level Ant Factor Cable Loss Preamp Factor APos TPos Remark 1 5865.60 53.03 88.20 -35.17 38.47 36.58 10.83 32.85 231 62 PEAK	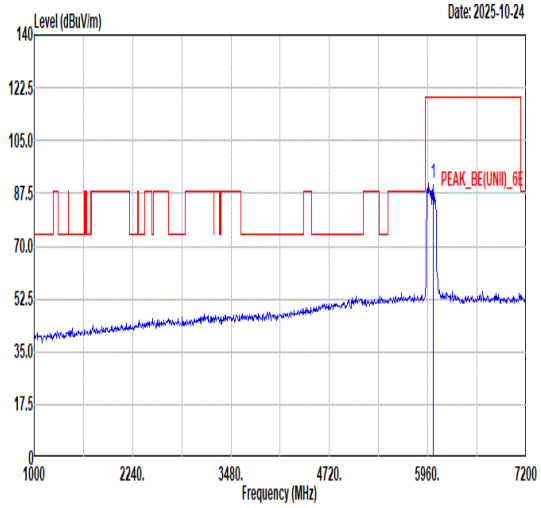 Freq Level Limit Line Margin (dB) Read Level Ant Factor Cable Loss Preamp Factor APos TPos Remark 1 6025.00 91.00 ------ ------ 76.17 36.76 10.96 32.89 231 62 PEAK
Avg	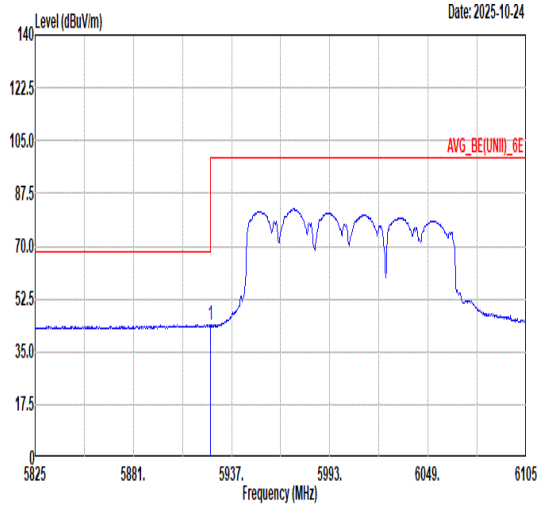 Freq Level Limit Line Margin (dB) Read Level Ant Factor Cable Loss Preamp Factor APos TPos Remark 1 5924.96 43.87 68.20 -24.33 29.17 36.68 10.89 32.87 231 62 AVERAGE	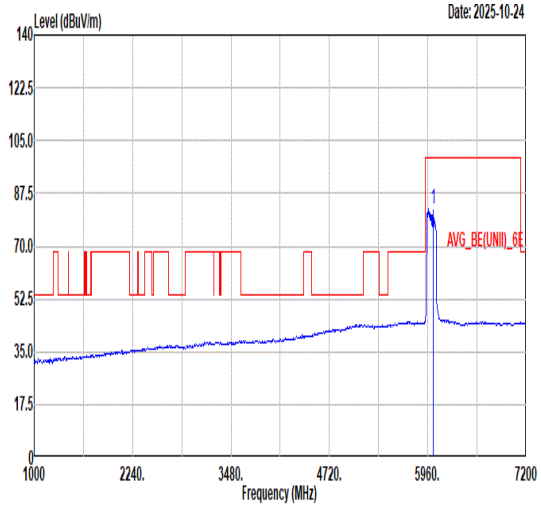 Freq Level Limit Line Margin (dB) Read Level Ant Factor Cable Loss Preamp Factor APos TPos Remark 1 6025.00 82.33 ------ ------ 67.50 36.76 10.96 32.89 231 62 AVERAGE

Mode	116	
	Band Edge	
	U-NII-5_5925-6425_802.11be EHT160_CH15_Large RU 996+484_6025MHz	
ANT	9+8	
Pol.	Vertical	Fundamental
Peak	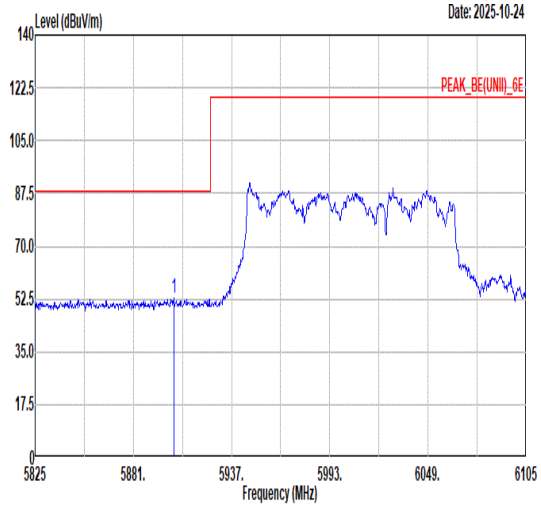 Freq Level Limit Line Margin (dB) Read Level Ant Factor Cable Loss Preamp Factor APos TPos Remark 1 5903.96 52.72 88.20 -35.48 38.08 36.65 10.85 32.86 240 4 PEAK	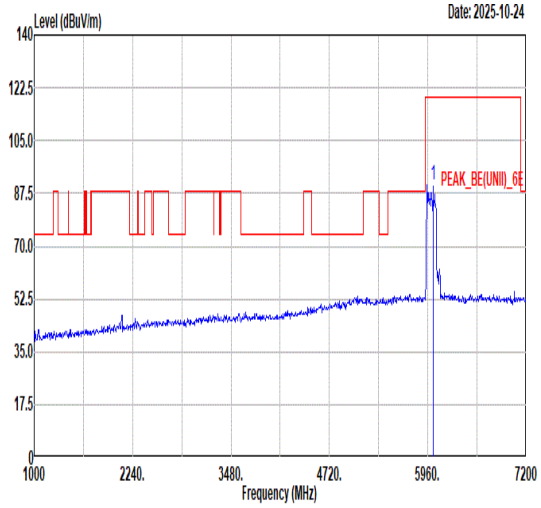 Freq Level Limit Line Margin (dB) Read Level Ant Factor Cable Loss Preamp Factor APos TPos Remark 1 6025.00 90.54 ------ ------ 75.78 36.72 10.92 32.88 240 4 PEAK
Avg	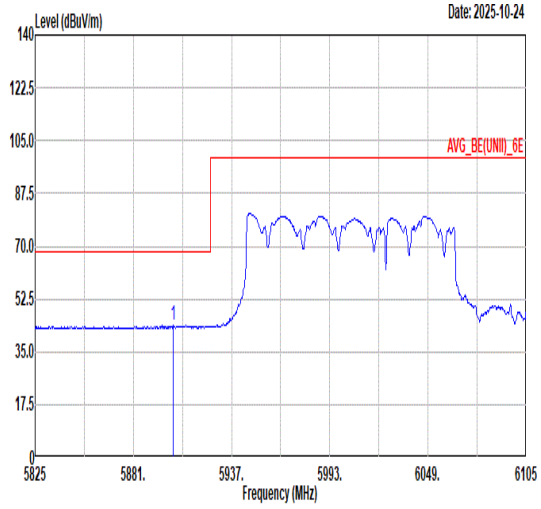 Freq Level Limit Line Margin (dB) Read Level Ant Factor Cable Loss Preamp Factor APos TPos Remark 1 5903.68 43.70 68.20 -24.50 29.06 36.65 10.85 32.86 240 4 AVERAGE	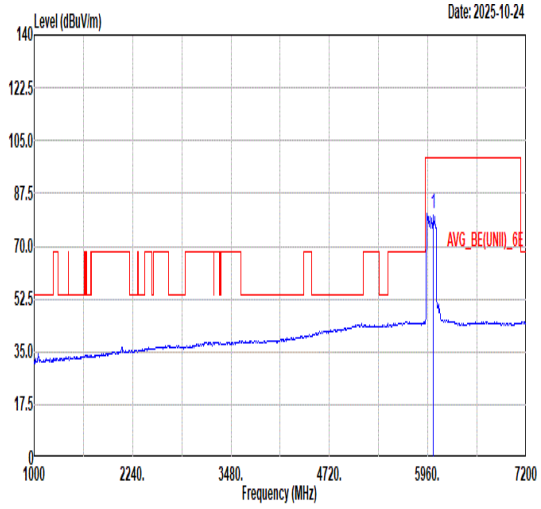 Freq Level Limit Line Margin (dB) Read Level Ant Factor Cable Loss Preamp Factor APos TPos Remark 1 6025.00 80.64 ------ ------ 65.88 36.72 10.92 32.88 240 4 AVERAGE

Mode	117	
	Band Edge	
	U-NII-8_6875-7125_802.11be EHT160_CH207_Large RU 996+484_6985MHz	
ANT	9+8	
Pol.	Horizontal	Fundamental
Peak	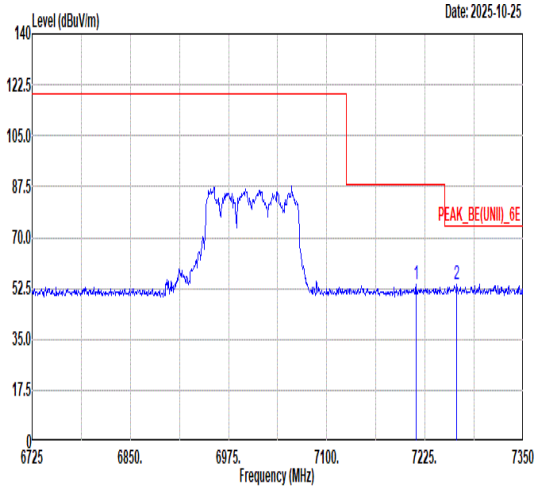 Freq Level Limit Line Margin (dB) Read Level Ant Factor Cable Loss Preamp Factor APos TPos Remark MHz dBuV/m dBuV/m dBuV dB/m dB dB cm deg 1 7213.75 53.63 88.20 -34.57 38.56 36.36 11.85 33.14 212 40 PEAK 2 7265.63 53.79 74.00 -20.21 38.58 36.42 11.94 33.15 212 40 PEAK	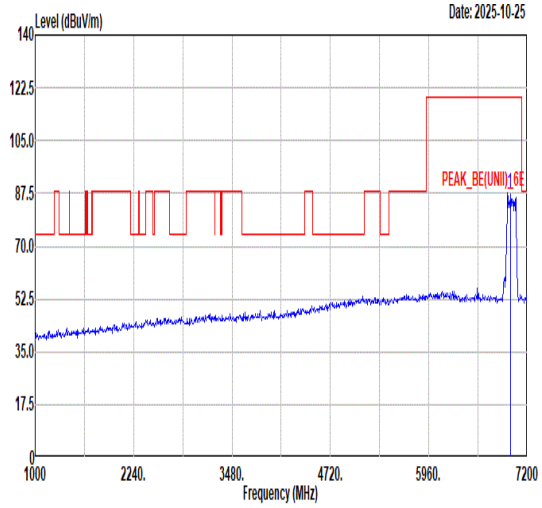 Freq Level Limit Line Margin (dB) Read Level Ant Factor Cable Loss Preamp Factor APos TPos Remark MHz dBuV/m dBuV/m dBuV dB/m dB dB cm deg 1 6985.00 87.82 ------ ------ 73.43 36.14 11.34 33.09 212 40 PEAK
Avg	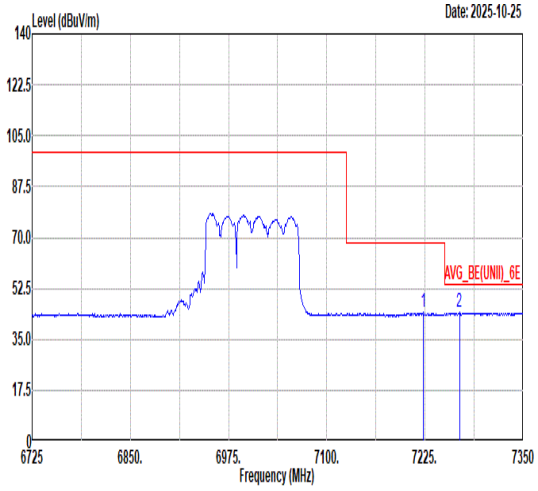 Freq Level Limit Line Margin (dB) Read Level Ant Factor Cable Loss Preamp Factor APos TPos Remark MHz dBuV/m dBuV/m dBuV dB/m dB dB cm deg 1 7222.50 44.47 68.20 -23.73 29.38 36.37 11.86 33.14 212 40 AVERAGE 2 7268.75 44.25 54.00 -9.75 29.04 36.42 11.94 33.15 212 40 AVERAGE	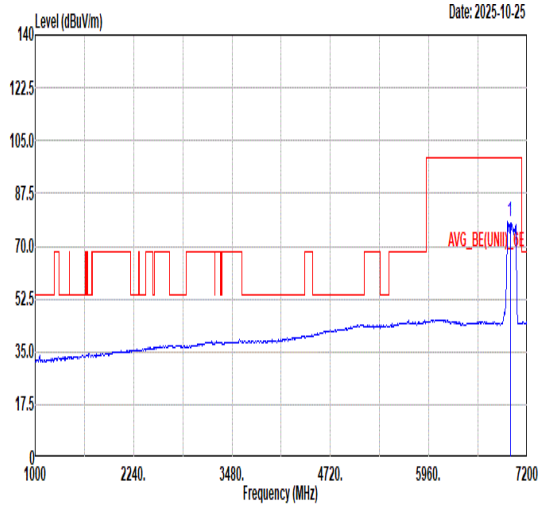 Freq Level Limit Line Margin (dB) Read Level Ant Factor Cable Loss Preamp Factor APos TPos Remark MHz dBuV/m dBuV/m dBuV dB/m dB dB cm deg 1 6985.00 77.97 ------ ------ 63.58 36.14 11.34 33.09 212 40 AVERAGE

Mode	117	
	Band Edge	
	U-NII-8_6875-7125_802.11be EHT160_CH207_Large RU 996+484_6985MHz	
ANT	9+8	
Pol.	Vertical	Fundamental
Peak	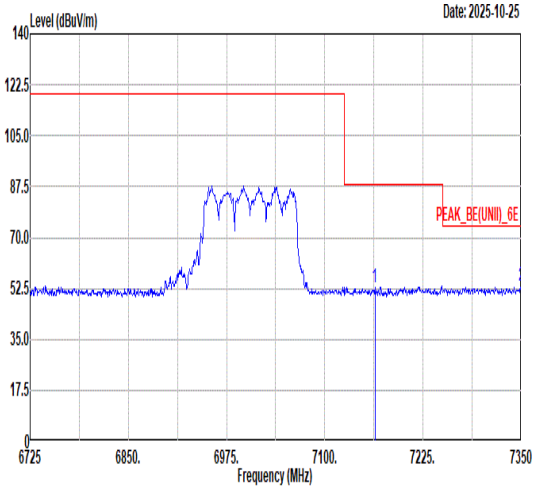 Freq Level Limit Line Margin (dB) Read Level Ant Factor Cable Loss Preamp Factor APos TPos Remark MHz dBuV/m dBuV/m dBuV dB/m dB dB cm deg 1 7163.75 53.09 88.20 -35.11 38.23 36.30 11.69 33.13 215 346 PEAK 2 7350.00 53.30 74.00 -20.70 37.96 36.52 11.99 33.17 215 346 PEAK	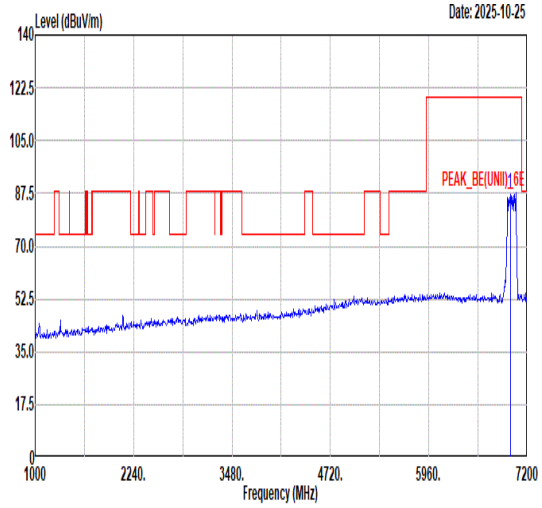 Freq Level Limit Line Margin (dB) Read Level Ant Factor Cable Loss Preamp Factor APos TPos Remark MHz dBuV/m dBuV/m dBuV dB/m dB dB cm deg 1 6985.00 87.61 ------ ------ 73.10 36.17 11.45 33.11 215 346 PEAK
Avg	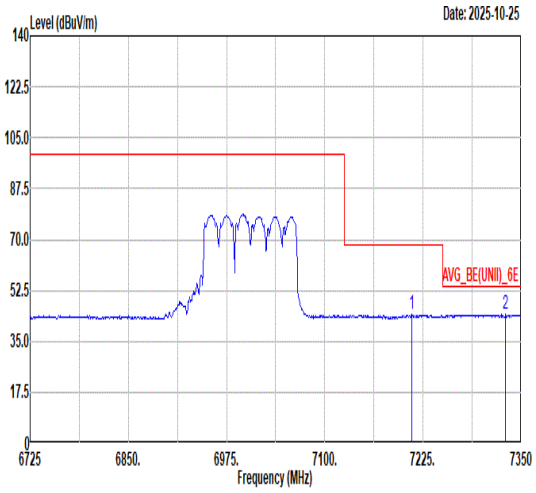 Freq Level Limit Line Margin (dB) Read Level Ant Factor Cable Loss Preamp Factor APos TPos Remark MHz dBuV/m dBuV/m dBuV dB/m dB dB cm deg 1 7210.63 44.17 68.20 -24.03 29.12 36.35 11.84 33.14 215 346 AVERAGE 2 7330.00 44.16 54.00 -9.84 28.83 36.50 12.00 33.17 215 346 AVERAGE	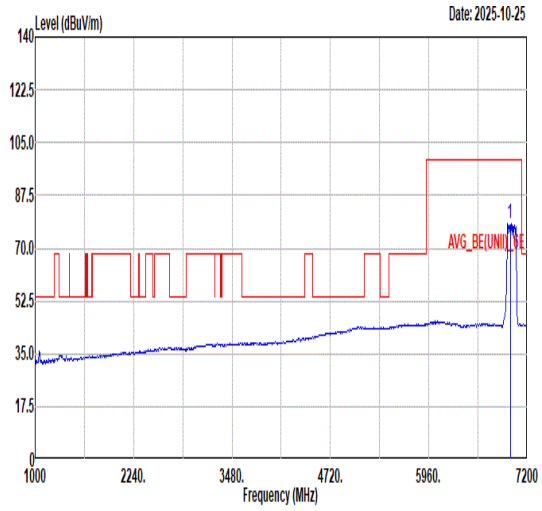 Freq Level Limit Line Margin (dB) Read Level Ant Factor Cable Loss Preamp Factor APos TPos Remark MHz dBuV/m dBuV/m dBuV dB/m dB dB cm deg 1 6985.00 78.38 ------ ------ 63.98 36.10 11.40 33.10 215 346 AVERAGE

Mode	118	
	Band Edge	
	U-NII-5_5925-6425_802.11be EHT320_CH31_Large RU 996*2+484_6105MHz	
ANT	9+8	
Pol.	Horizontal	Fundamental
Peak	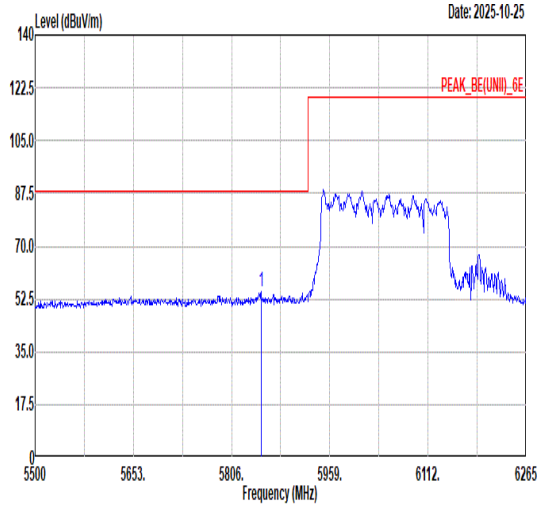 Freq Level Limit Line Margin (dB) Read Level Ant Factor Cable Loss Preamp Factor APos TPos Remark MHz dBuV/m dBuV/m dBuV dB/m dB dB cm deg 1 5851.90 54.96 88.20 -33.24 40.41 36.56 10.83 32.84 235 309 PEAK	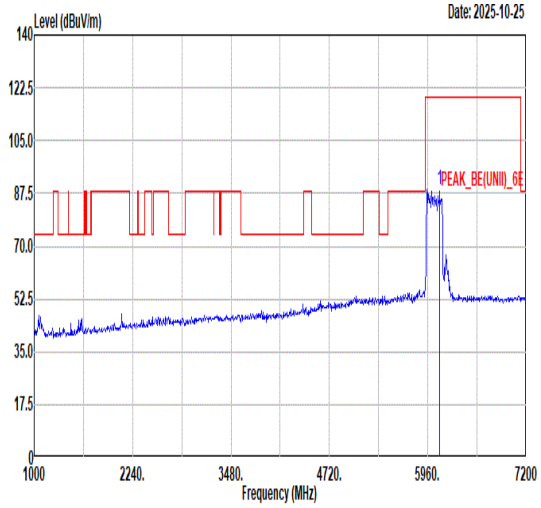 Freq Level Limit Line Margin (dB) Read Level Ant Factor Cable Loss Preamp Factor APos TPos Remark MHz dBuV/m dBuV/m dBuV dB/m dB dB cm deg 1 6105.00 89.01 ------ ------ 74.25 36.72 10.92 32.88 235 309 PEAK
Avg	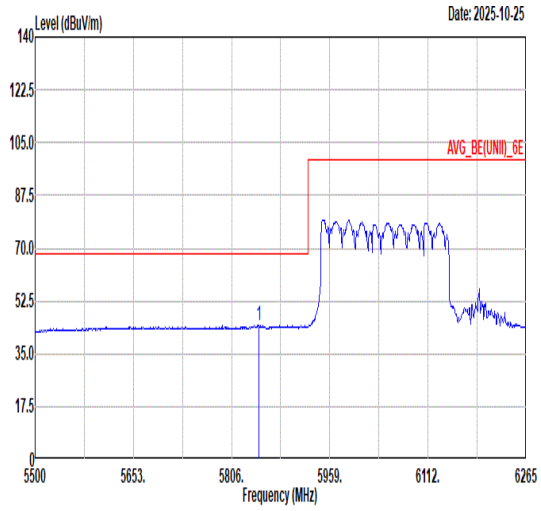 Freq Level Limit Line Margin (dB) Read Level Ant Factor Cable Loss Preamp Factor APos TPos Remark MHz dBuV/m dBuV/m dBuV dB/m dB dB cm deg 1 5848.08 44.40 68.20 -23.80 29.85 36.56 10.83 32.84 235 309 AVERAGE	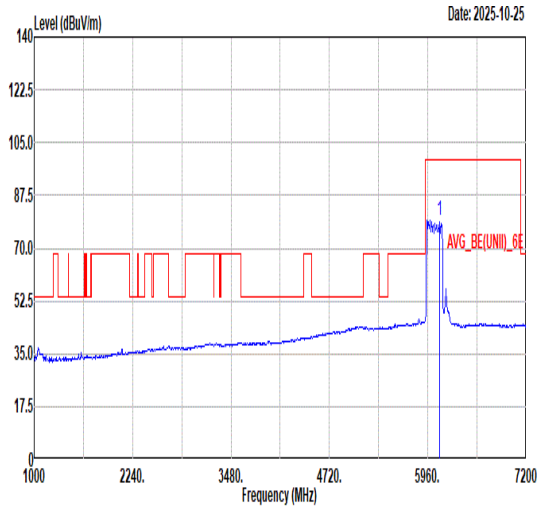 Freq Level Limit Line Margin (dB) Read Level Ant Factor Cable Loss Preamp Factor APos TPos Remark MHz dBuV/m dBuV/m dBuV dB/m dB dB cm deg 1 6105.00 79.24 ------ ------ 64.48 36.72 10.92 32.88 235 309 AVERAGE

Mode	118	
	Band Edge	
	U-NII-5_5925-6425_802.11be EHT320_CH31_Large RU 996*2+484_6105MHz	
ANT	9+8	
Pol.	Vertical	Fundamental
Peak	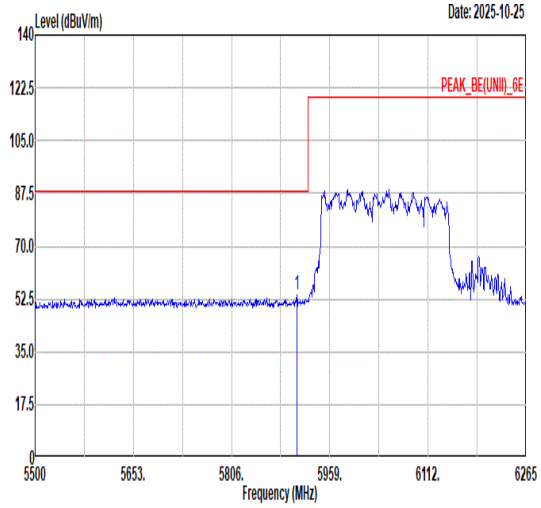 Freq Level Limit Line Margin (dB) Read Level Ant Factor Cable Loss Preamp Factor APos TPos Remark 1 5907.75 53.73 88.20 -34.47 39.08 36.65 10.86 32.86 234 0 PEAK	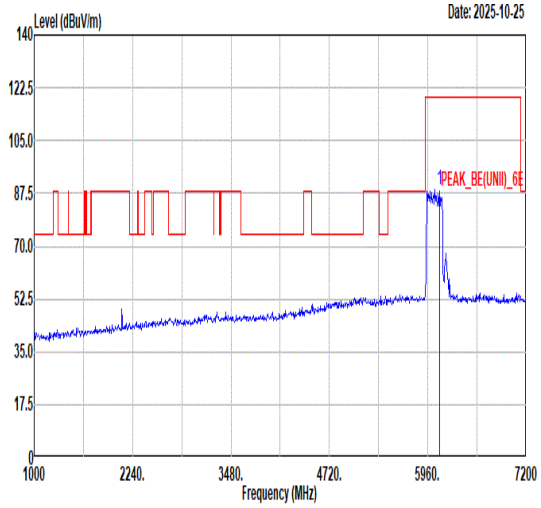 Freq Level Limit Line Margin (dB) Read Level Ant Factor Cable Loss Preamp Factor APos TPos Remark 1 6105.00 88.88 ------ ------ 73.96 36.77 11.06 32.91 234 0 PEAK
Avg	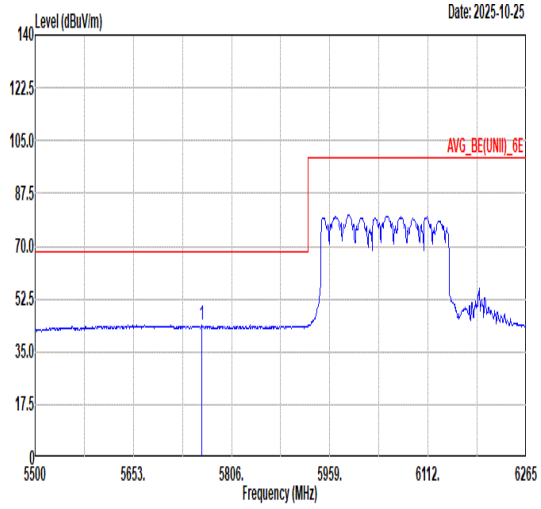 Freq Level Limit Line Margin (dB) Read Level Ant Factor Cable Loss Preamp Factor APos TPos Remark 1 5760.10 43.71 68.20 -24.49 29.24 36.42 10.85 32.80 234 0 AVERAGE	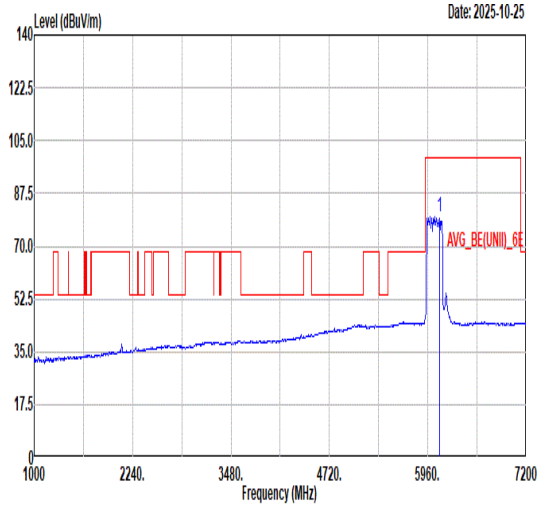 Freq Level Limit Line Margin (dB) Read Level Ant Factor Cable Loss Preamp Factor APos TPos Remark 1 6105.00 79.96 ------ ------ 65.09 36.78 10.98 32.89 234 0 AVERAGE

Mode	119	
	Band Edge	
	U-NII-8_6525-7125_802.11be EHT320_CH191_Large RU 996*2+484_6905MHz	
ANT	9+8	
Pol.	Horizontal	Fundamental
Peak	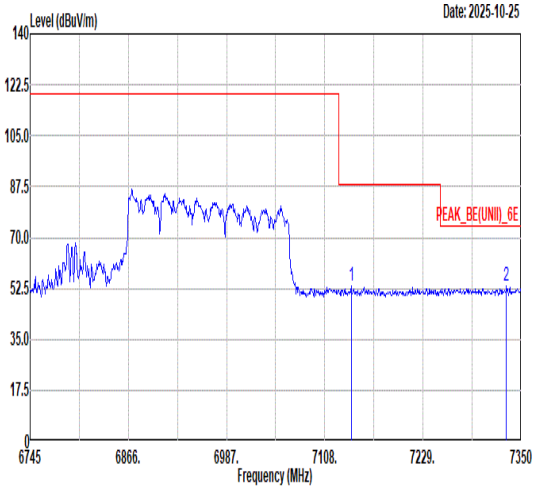 Freq Level Limit Line Margin (dB) Read Level Ant Factor Cable Loss Preamp Factor APos TPos Remark MHz dBuV/m dBuV/m dBuV dB/m dB dB cm deg 1 7140.67 53.12 88.20 -35.08 38.36 36.27 11.62 33.13 100 300 PEAK 2 7331.85 53.54 74.00 -20.46 38.21 36.50 12.00 33.17 100 300 PEAK	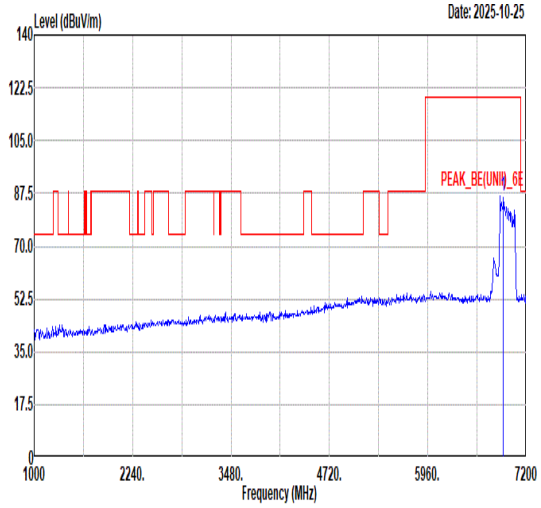 Freq Level Limit Line Margin (dB) Read Level Ant Factor Cable Loss Preamp Factor APos TPos Remark MHz dBuV/m dBuV/m dBuV dB/m dB dB cm deg 1 6905.00 86.89 ------ ------ 72.48 36.20 11.28 33.07 100 300 PEAK
Avg	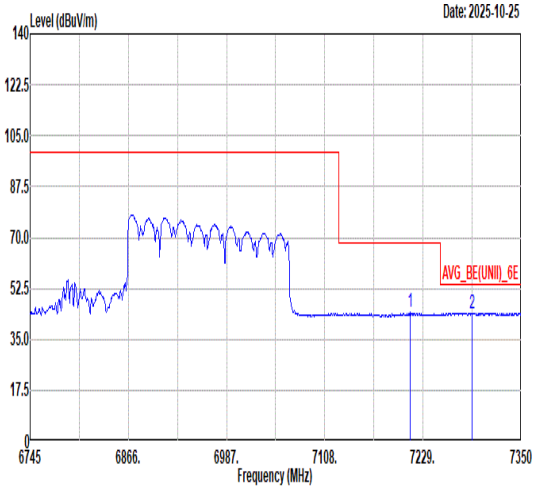 Freq Level Limit Line Margin (dB) Read Level Ant Factor Cable Loss Preamp Factor APos TPos Remark MHz dBuV/m dBuV/m dBuV dB/m dB dB cm deg 1 7213.27 44.12 68.20 -24.08 29.06 36.36 11.84 33.14 100 300 AVERAGE 2 7289.50 44.11 54.00 -9.89 28.84 36.45 11.98 33.16 100 300 AVERAGE	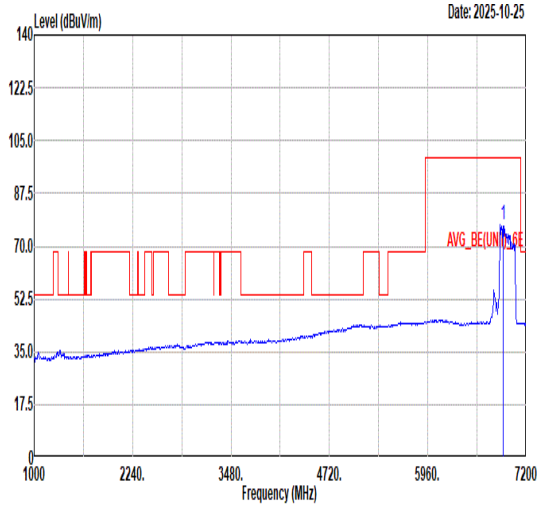 Freq Level Limit Line Margin (dB) Read Level Ant Factor Cable Loss Preamp Factor APos TPos Remark MHz dBuV/m dBuV/m dBuV dB/m dB dB cm deg 1 6905.00 77.34 ------ ------ 62.93 36.20 11.28 33.07 100 300 AVERAGE

Mode	119	
	Band Edge	
	U-NII-8_6525-7125_802.11be EHT320_CH191_Large RU 996*2+484_6905MHz	
ANT	9+8	
Pol.	Vertical	Fundamental
Peak	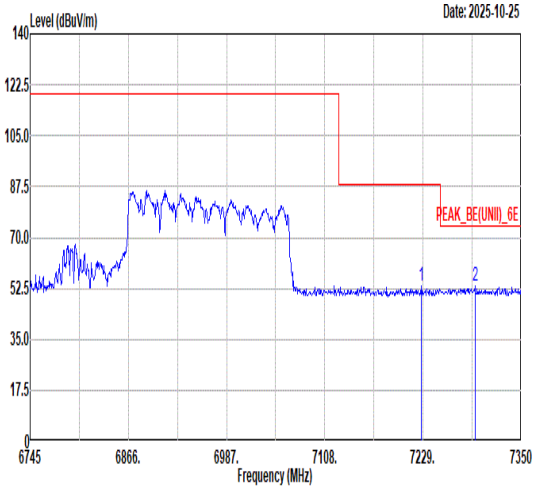 Freq Level Limit Line Margin (dB) Read Level Ant Factor Cable Loss Preamp Factor APos TPos Remark MHz dBuV/m dBuV/m dBuV dB/m dB dB cm deg 1 7226.58 53.51 88.20 -34.69 38.42 36.37 11.87 33.15 100 353 PEAK 2 7293.13 53.25 74.00 -20.75 37.97 36.45 11.99 33.16 100 353 PEAK	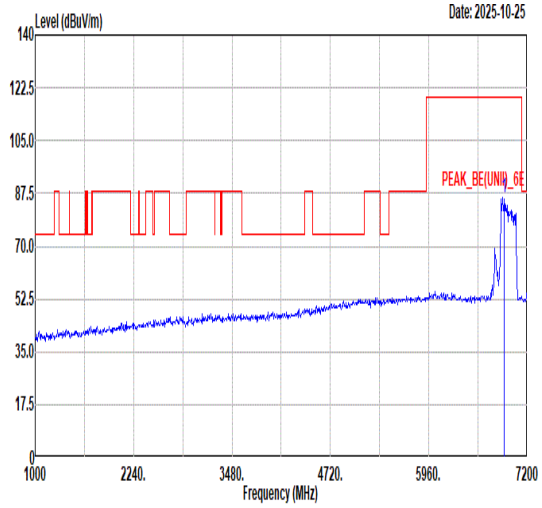 Freq Level Limit Line Margin (dB) Read Level Ant Factor Cable Loss Preamp Factor APos TPos Remark MHz dBuV/m dBuV/m dBuV dB/m dB dB cm deg 1 6905.00 86.06 ------ ------ 71.68 36.19 11.27 33.08 100 353 PEAK
Avg	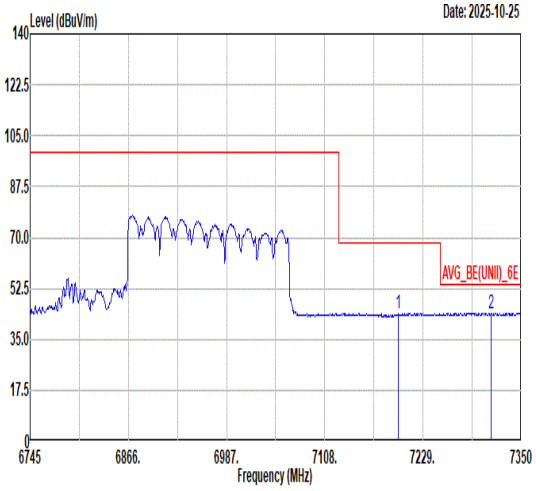 Freq Level Limit Line Margin (dB) Read Level Ant Factor Cable Loss Preamp Factor APos TPos Remark MHz dBuV/m dBuV/m dBuV dB/m dB dB cm deg 1 7198.15 43.87 68.20 -24.33 28.86 36.34 11.81 33.14 100 353 AVERAGE 2 7312.49 44.06 54.00 -9.94 28.74 36.47 12.01 33.16 100 353 AVERAGE	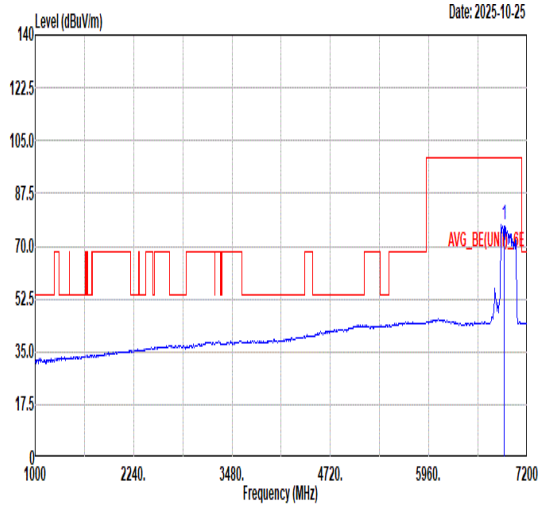 Freq Level Limit Line Margin (dB) Read Level Ant Factor Cable Loss Preamp Factor APos TPos Remark MHz dBuV/m dBuV/m dBuV dB/m dB dB cm deg 1 6905.00 77.32 ------ ------ 62.91 36.20 11.28 33.07 100 353 AVERAGE

Mode	120	
	Band Edge	
	U-NII-5_5925-6425_802.11be EHT320_CH31_Large RU 996*3_6105MHz	
ANT	9+8	
Pol.	Horizontal	Fundamental
Peak	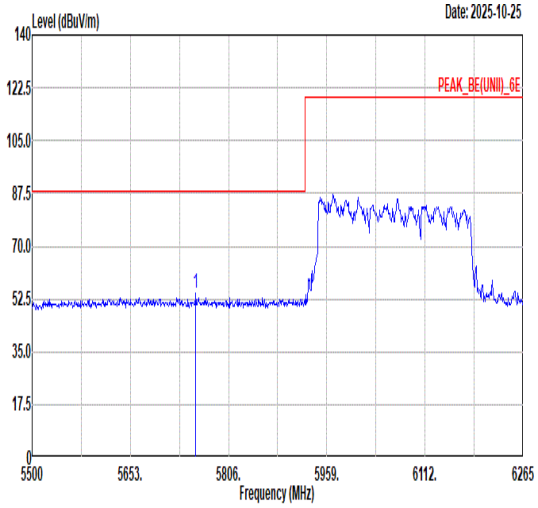 Freq Level Limit Line Margin (dB) Read Level Ant Factor Cable Loss Preamp Factor APos TPos Remark MHz dBuV/m dBuV/m dBuV dB/m dB dB cm deg 1 5754.75 54.18 88.20 -34.02 39.72 36.41 10.85 32.80 246 309 PEAK	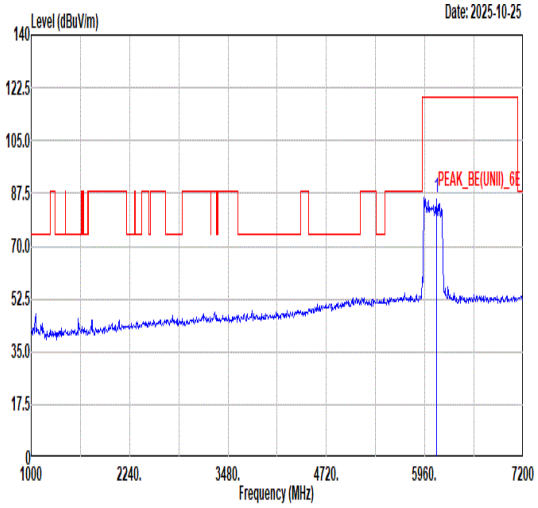 Freq Level Limit Line Margin (dB) Read Level Ant Factor Cable Loss Preamp Factor APos TPos Remark MHz dBuV/m dBuV/m dBuV dB/m dB dB cm deg 1 6105.00 85.95 ------ ------ 71.19 36.72 10.92 32.88 246 309 PEAK
Avg	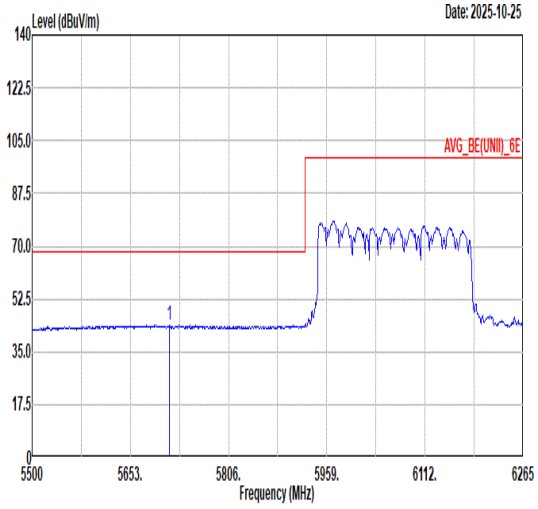 Freq Level Limit Line Margin (dB) Read Level Ant Factor Cable Loss Preamp Factor APos TPos Remark MHz dBuV/m dBuV/m dBuV dB/m dB dB cm deg 1 5713.44 43.80 68.20 -24.40 29.37 36.34 10.88 32.79 246 309 AVERAGE	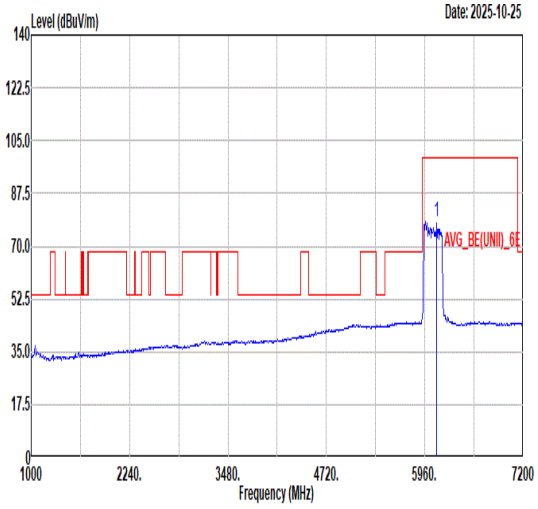 Freq Level Limit Line Margin (dB) Read Level Ant Factor Cable Loss Preamp Factor APos TPos Remark MHz dBuV/m dBuV/m dBuV dB/m dB dB cm deg 1 6105.00 78.03 ------ ------ 63.20 36.76 10.96 32.89 246 309 AVERAGE

Mode	120	
	Band Edge	
	U-NII-5_5925-6425_802.11be EHT320_CH31_Large RU 996*3_6105MHz	
ANT	9+8	
Pol.	Vertical	Fundamental
Peak	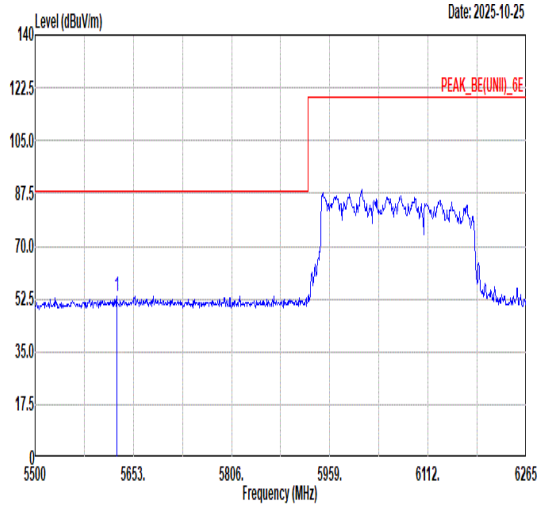 Freq Level Limit Line Margin (dB) Read Level Ant Factor Cable Loss Preamp Factor APos TPos Remark MHz dBuV/m dBuV/m dBuV dB/m dB dB cm deg 1 5626.99 53.42 88.20 -34.78 39.22 36.20 10.75 32.75 252 360 PEAK	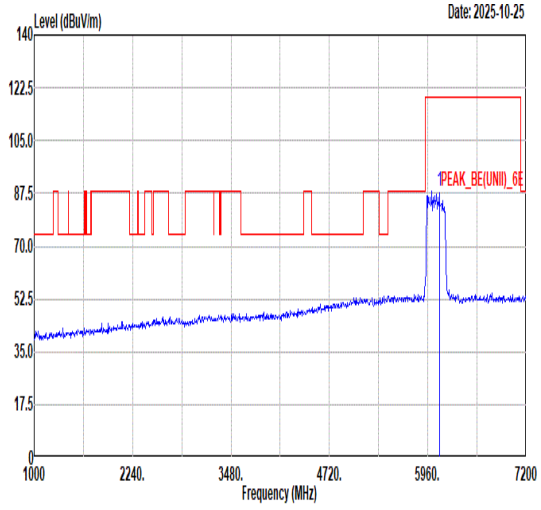 Freq Level Limit Line Margin (dB) Read Level Ant Factor Cable Loss Preamp Factor APos TPos Remark MHz dBuV/m dBuV/m dBuV dB/m dB dB cm deg 1 6105.00 88.21 ------ ------ 73.31 36.79 11.01 32.90 252 360 PEAK
Avg	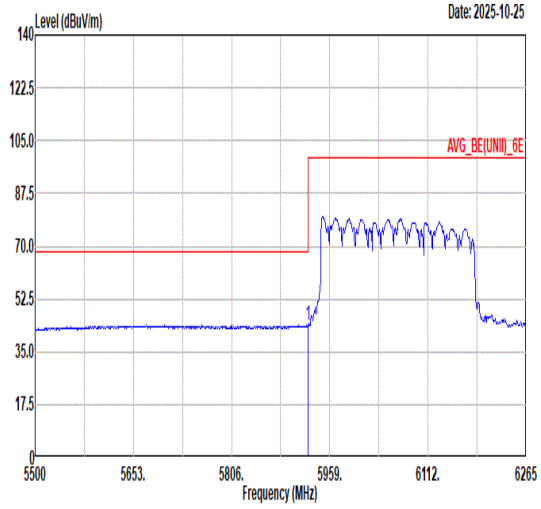 Freq Level Limit Line Margin (dB) Read Level Ant Factor Cable Loss Preamp Factor APos TPos Remark MHz dBuV/m dBuV/m dBuV dB/m dB dB cm deg 1 5924.58 43.86 68.20 -24.34 29.17 36.68 10.88 32.87 252 360 AVERAGE	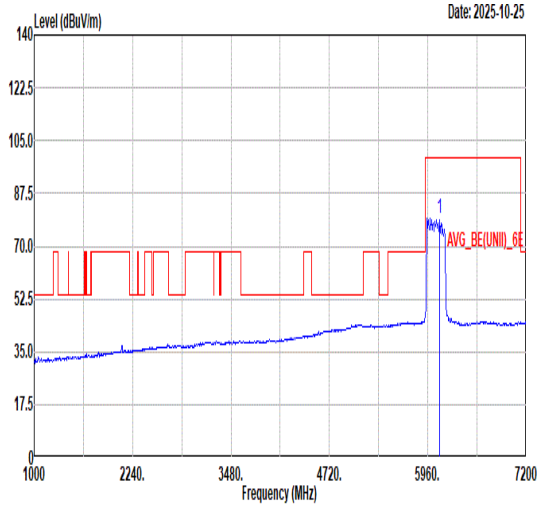 Freq Level Limit Line Margin (dB) Read Level Ant Factor Cable Loss Preamp Factor APos TPos Remark MHz dBuV/m dBuV/m dBuV dB/m dB dB cm deg 1 6105.00 79.45 ------ ------ 64.69 36.72 10.92 32.88 252 360 AVERAGE

Mode	121	
	Band Edge	
	U-NII-8_6525-7125_802.11be EHT320_CH191_Large RU 996*3_6905MHz	
ANT	9+8	
Pol.	Horizontal	Fundamental
Peak	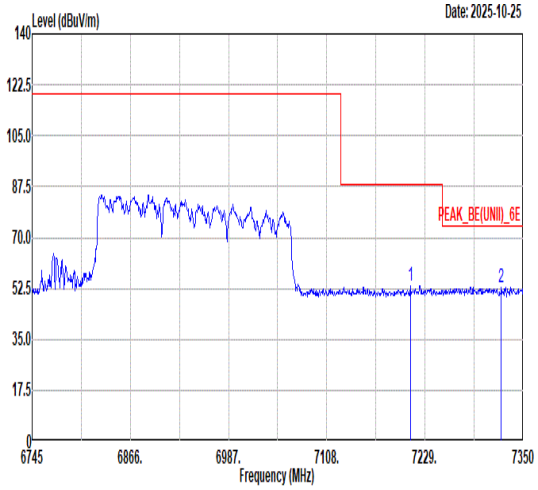 Freq Level Limit Line Margin (dB) Read Level Ant Factor Cable Loss Preamp Factor APos TPos Remark MHz dBuV/m dBuV/m dBuV dB/m dB dB cm deg 1 7210.85 53.27 88.20 -34.93 38.22 36.35 11.84 33.14 100 303 PEAK 2 7322.78 52.71 74.00 -21.29 37.38 36.49 12.00 33.16 100 303 PEAK	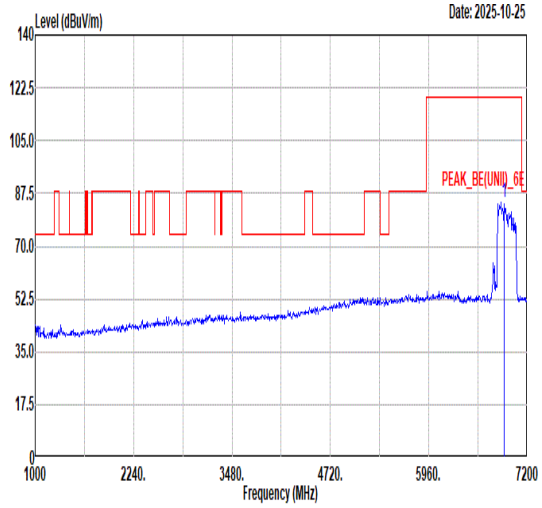 Freq Level Limit Line Margin (dB) Read Level Ant Factor Cable Loss Preamp Factor APos TPos Remark MHz dBuV/m dBuV/m dBuV dB/m dB dB cm deg 1 6905.00 84.45 ------ ------ 70.04 36.20 11.28 33.07 100 303 PEAK
Avg	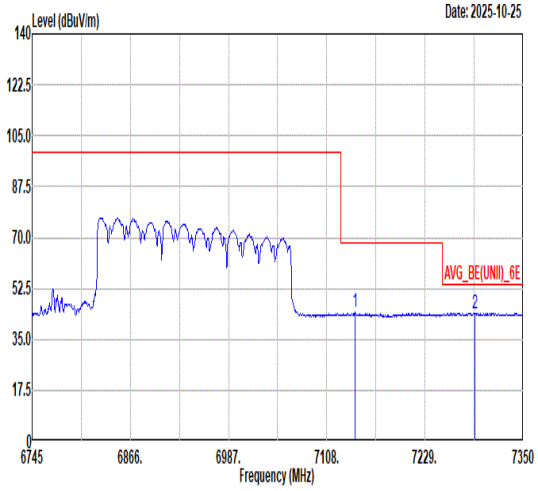 Freq Level Limit Line Margin (dB) Read Level Ant Factor Cable Loss Preamp Factor APos TPos Remark MHz dBuV/m dBuV/m dBuV dB/m dB dB cm deg 1 7142.49 44.37 68.20 -23.83 29.61 36.27 11.62 33.13 100 303 AVERAGE 2 7290.71 44.09 54.00 -9.91 28.82 36.45 11.98 33.16 100 303 AVERAGE	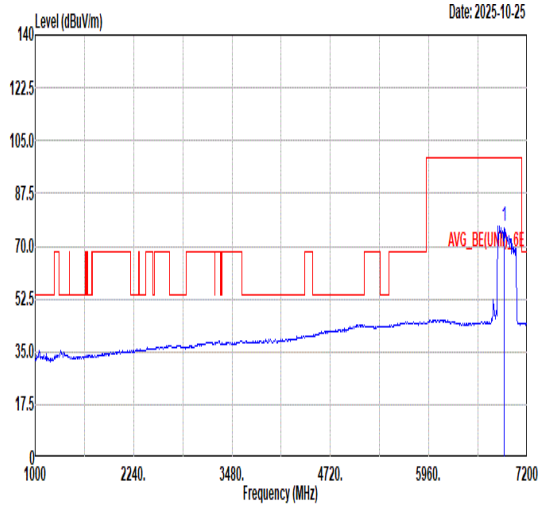 Freq Level Limit Line Margin (dB) Read Level Ant Factor Cable Loss Preamp Factor APos TPos Remark MHz dBuV/m dBuV/m dBuV dB/m dB dB cm deg 1 6905.00 76.77 ------ ------ 62.32 36.24 11.28 33.07 100 303 AVERAGE

Mode	121	
	Band Edge	
	U-NII-8_6525-7125_802.11be EHT320_CH191_Large RU 996*3_6905MHz	
ANT	9+8	
Pol.	Vertical	Fundamental
Peak	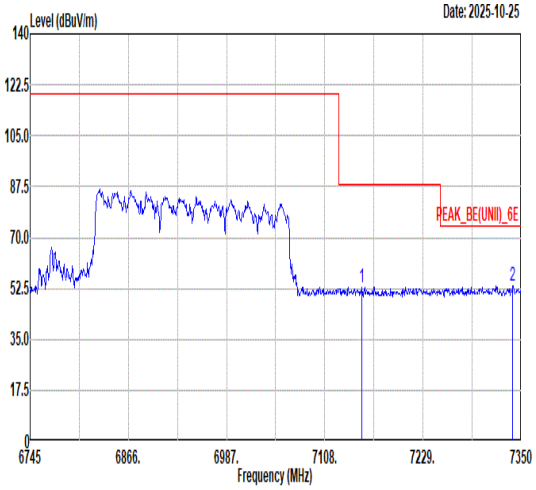 Freq Level Limit Line Margin (dB) Read Level Ant Factor Cable Loss Preamp Factor APos TPos Remark MHz dBuV/m dBuV/m dBuV dB/m dB dB cm deg 1 7153.98 52.85 88.20 -35.35 38.04 36.28 11.66 33.13 100 355 PEAK 2 7339.72 53.46 74.00 -20.54 38.12 36.51 12.00 33.17 100 355 PEAK	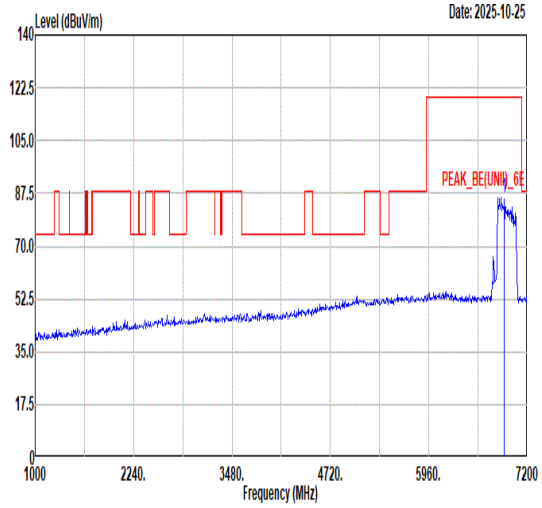 Freq Level Limit Line Margin (dB) Read Level Ant Factor Cable Loss Preamp Factor APos TPos Remark MHz dBuV/m dBuV/m dBuV dB/m dB dB cm deg 1 6905.00 86.32 ------ ------ 71.87 36.24 11.28 33.07 100 355 PEAK
Avg	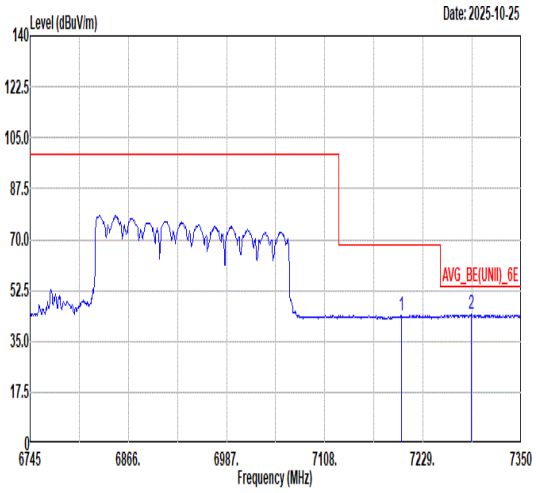 Freq Level Limit Line Margin (dB) Read Level Ant Factor Cable Loss Preamp Factor APos TPos Remark MHz dBuV/m dBuV/m dBuV dB/m dB dB cm deg 1 7202.38 43.94 68.20 -24.26 28.92 36.34 11.82 33.14 100 355 AVERAGE 2 7288.29 44.28 54.00 -9.72 29.01 36.45 11.98 33.16 100 355 AVERAGE	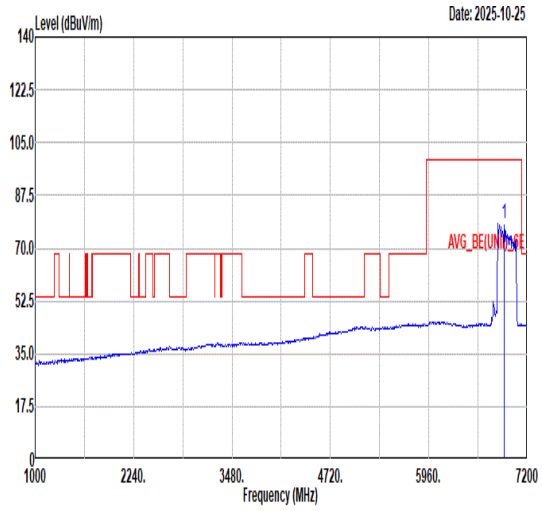 Freq Level Limit Line Margin (dB) Read Level Ant Factor Cable Loss Preamp Factor APos TPos Remark MHz dBuV/m dBuV/m dBuV dB/m dB dB cm deg 1 6905.00 78.06 ------ ------ 63.61 36.24 11.28 33.07 100 355 AVERAGE

Mode	122	
	Band Edge	
	U-NII-5_5925-6425_802.11be EHT320_CH31_Large RU 996*3+484_6105MHz	
ANT	9+8	
Pol.	Horizontal	Fundamental
Peak	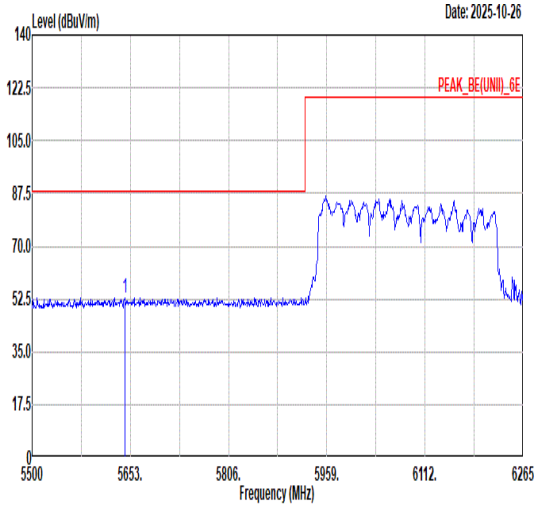 Freq Level Limit Line Margin (dB) Read Level Ant Factor Cable Loss Preamp Factor APos TPos Remark MHz dBuV/m dBuV/m dBuV dB/m dB dB cm deg 1 5644.59 53.08 88.20 -35.12 38.82 36.23 10.79 32.76 226 354 PEAK	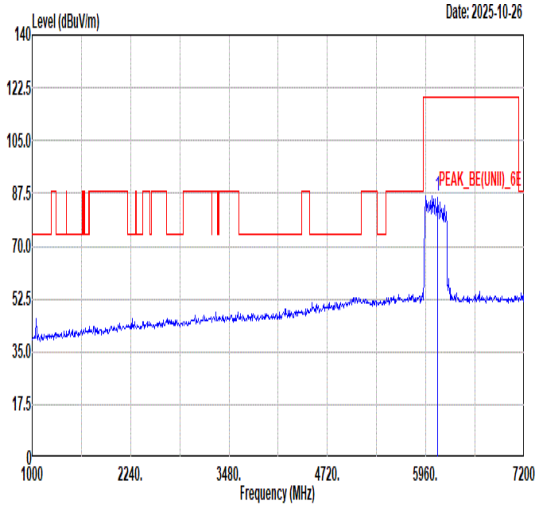 Freq Level Limit Line Margin (dB) Read Level Ant Factor Cable Loss Preamp Factor APos TPos Remark MHz dBuV/m dBuV/m dBuV dB/m dB dB cm deg 1 6105.00 86.80 ------ ------ 71.89 36.78 11.04 32.91 226 354 PEAK
Avg	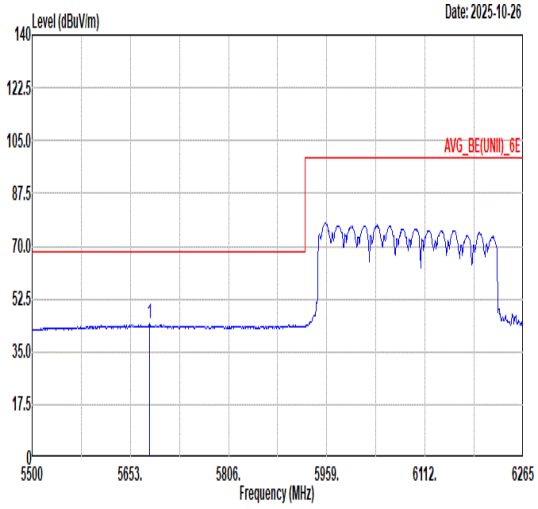 Freq Level Limit Line Margin (dB) Read Level Ant Factor Cable Loss Preamp Factor APos TPos Remark MHz dBuV/m dBuV/m dBuV dB/m dB dB cm deg 1 5682.84 44.16 68.20 -24.04 29.76 36.29 10.88 32.77 226 354 AVERAGE	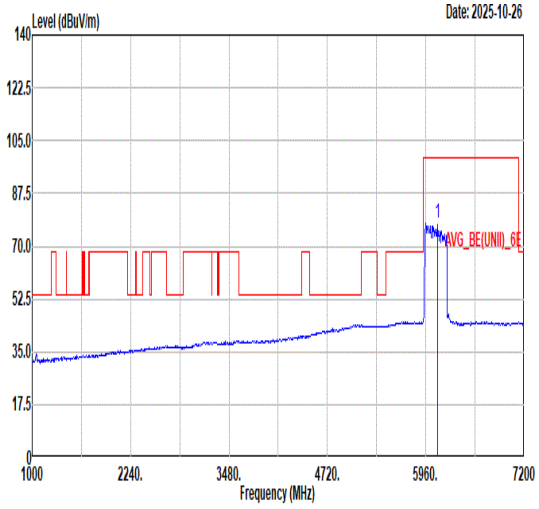 Freq Level Limit Line Margin (dB) Read Level Ant Factor Cable Loss Preamp Factor APos TPos Remark MHz dBuV/m dBuV/m dBuV dB/m dB dB cm deg 1 6105.00 77.81 ------ ------ 63.03 36.73 10.93 32.88 226 354 AVERAGE

Mode	122	
	Band Edge	
	U-NII-5_5925-6425_802.11be EHT320_CH31_Large RU 996*3+484_6105MHz	
ANT	9+8	
Pol.	Vertical	Fundamental
Peak	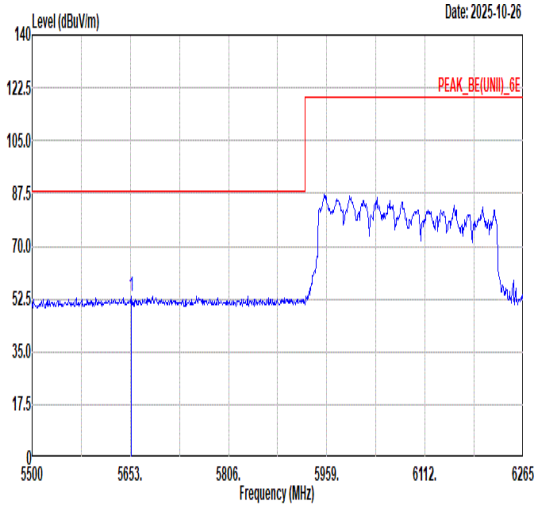 Freq Level Limit Line Margin (dB) Read Level Ant Factor Cable Loss Preamp Factor APos TPos Remark 1 5654.53 53.53 88.20 -34.67 39.22 36.25 10.82 32.76 100 47 PEAK	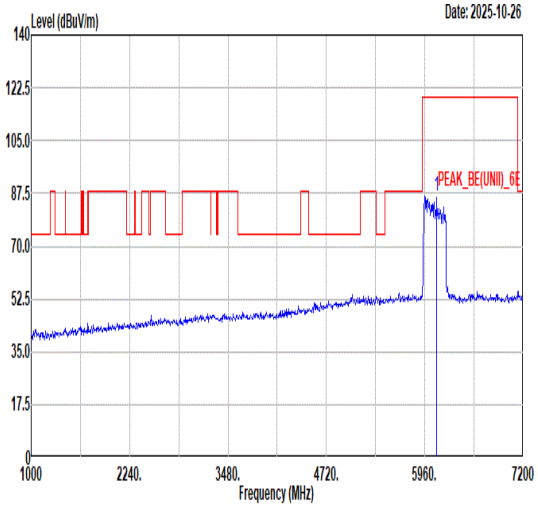 Freq Level Limit Line Margin (dB) Read Level Ant Factor Cable Loss Preamp Factor APos TPos Remark 1 6105.00 86.46 ------ ------ 71.66 36.74 10.94 32.88 100 47 PEAK
Avg	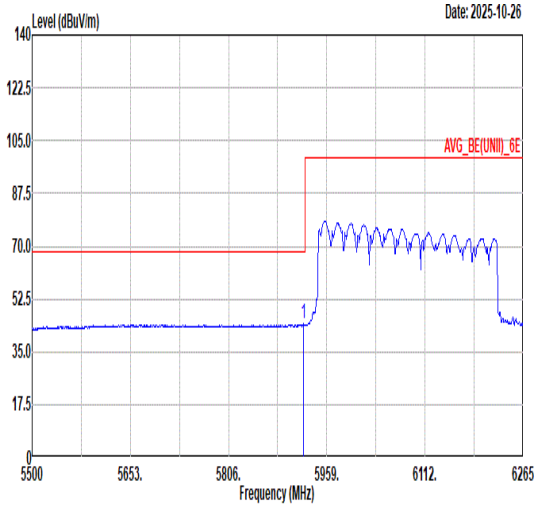 Freq Level Limit Line Margin (dB) Read Level Ant Factor Cable Loss Preamp Factor APos TPos Remark 1 5923.05 44.19 68.20 -24.01 29.50 36.68 10.88 32.87 100 47 AVERAGE	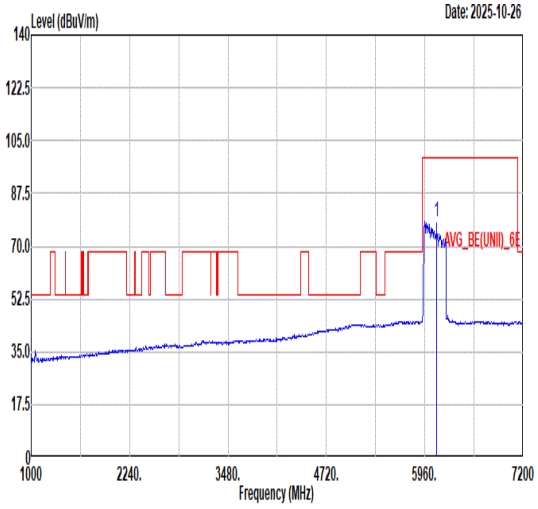 Freq Level Limit Line Margin (dB) Read Level Ant Factor Cable Loss Preamp Factor APos TPos Remark 1 6105.00 78.06 ------ ------ 63.28 36.73 10.93 32.88 100 47 AVERAGE

Mode	123	
	Band Edge	
	U-NII-8_6525-7125_802.11be EHT320_CH191_Large RU 996*3+484_6905MHz	
ANT	9+8	
Pol.	Horizontal	Fundamental
Peak	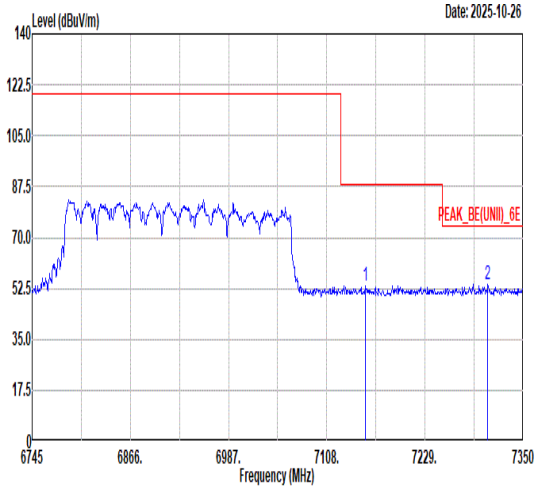 Freq Level Limit Line Margin (dB) Read Level Ant Factor Cable Loss Preamp Factor APos TPos Remark MHz dBuV/m dBuV/m dBuV dB/m dB dB cm deg 1 7155.80 53.45 88.20 -34.75 38.62 36.29 11.67 33.13 228 34 PEAK 2 7306.44 53.68 74.00 -20.32 38.36 36.47 12.01 33.16 228 34 PEAK	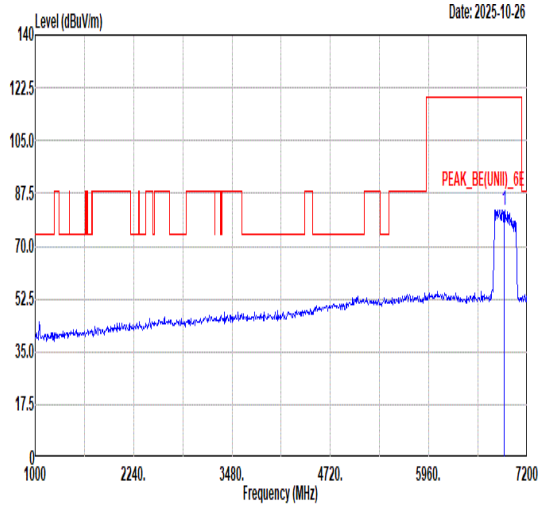 Freq Level Limit Line Margin (dB) Read Level Ant Factor Cable Loss Preamp Factor APos TPos Remark MHz dBuV/m dBuV/m dBuV dB/m dB dB cm deg 1 6905.00 82.03 ------ ------ 67.54 36.26 11.29 33.06 228 34 PEAK
Avg	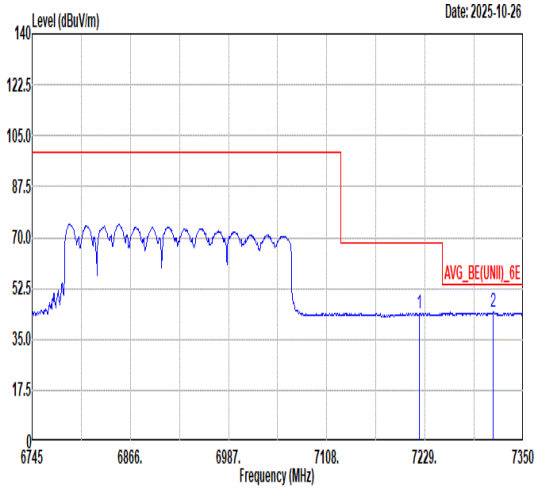 Freq Level Limit Line Margin (dB) Read Level Ant Factor Cable Loss Preamp Factor APos TPos Remark MHz dBuV/m dBuV/m dBuV dB/m dB dB cm deg 1 7221.74 44.10 68.20 -24.10 29.01 36.37 11.86 33.14 228 34 AVERAGE 2 7313.10 44.35 54.00 -9.65 29.02 36.48 12.01 33.16 228 34 AVERAGE	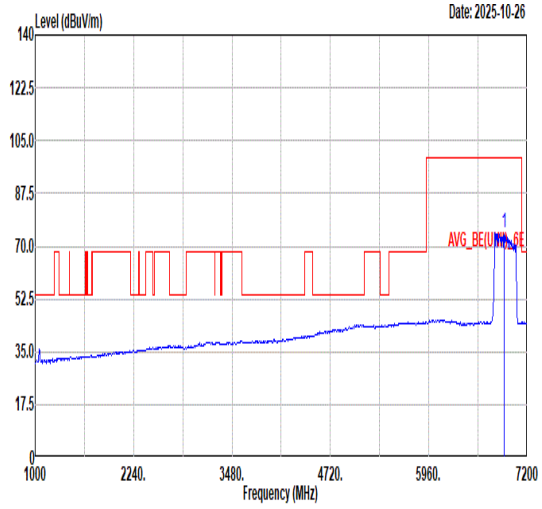 Freq Level Limit Line Margin (dB) Read Level Ant Factor Cable Loss Preamp Factor APos TPos Remark MHz dBuV/m dBuV/m dBuV dB/m dB dB cm deg 1 6905.00 74.47 ------ ------ 59.96 36.27 11.30 33.06 228 34 AVERAGE

Mode	123	
	Band Edge	
	U-NII-8_6525-7125_802.11be EHT320_CH191_Large RU 996*3+484_6905MHz	
ANT	9+8	
Pol.	Vertical	Fundamental
Peak	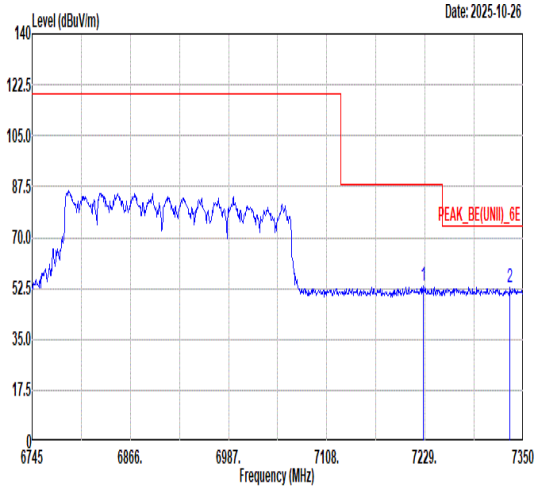 Freq Level Limit Line Margin (dB) Read Level Ant Factor Cable Loss Preamp Factor APos TPos Remark MHz dBuV/m dBuV/m dBuV dB/m dB dB cm deg 1 7226.58 53.17 88.20 -35.03 38.08 36.37 11.87 33.15 100 356 PEAK 2 7333.06 52.86 74.00 -21.14 37.53 36.50 12.00 33.17 100 356 PEAK	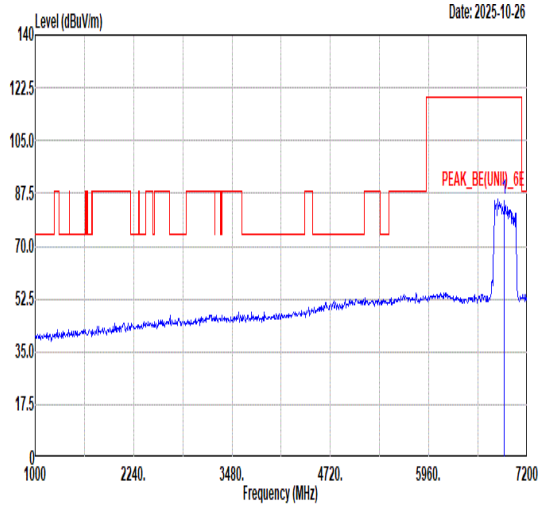 Freq Level Limit Line Margin (dB) Read Level Ant Factor Cable Loss Preamp Factor APos TPos Remark MHz dBuV/m dBuV/m dBuV dB/m dB dB cm deg 1 6905.00 85.55 ------ ------ 71.10 36.24 11.28 33.07 100 356 PEAK
Avg	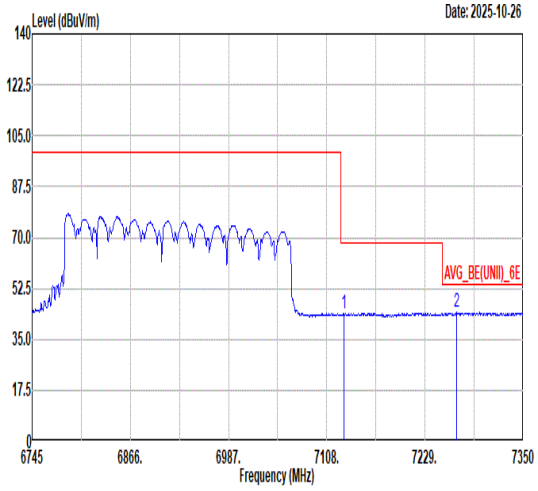 Freq Level Limit Line Margin (dB) Read Level Ant Factor Cable Loss Preamp Factor APos TPos Remark MHz dBuV/m dBuV/m dBuV dB/m dB dB cm deg 1 7129.18 44.07 68.20 -24.13 29.36 36.26 11.58 33.13 100 356 AVERAGE 2 7268.33 44.16 54.00 -9.84 28.95 36.42 11.94 33.15 100 356 AVERAGE	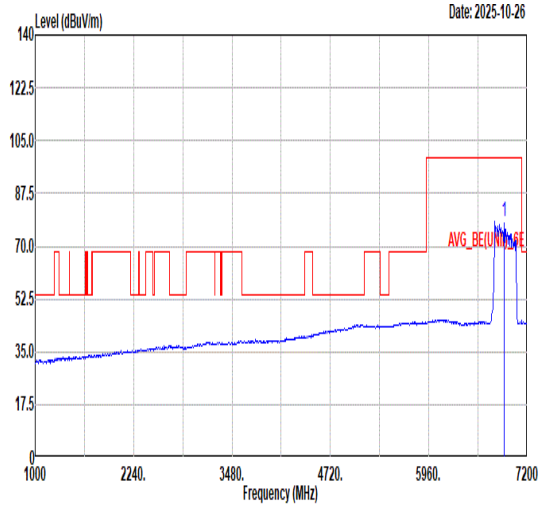 Freq Level Limit Line Margin (dB) Read Level Ant Factor Cable Loss Preamp Factor APos TPos Remark MHz dBuV/m dBuV/m dBuV dB/m dB dB cm deg 1 6905.00 78.01 ------ ------ 63.50 36.27 11.30 33.06 100 356 AVERAGE

Mode	124	
	Band Edge	
	U-NII-5_5925-6425_802.11be EHT80_CH7_Puncturing 20M_5985MHz	
ANT	9+8	
Pol.	Horizontal	Fundamental
Peak	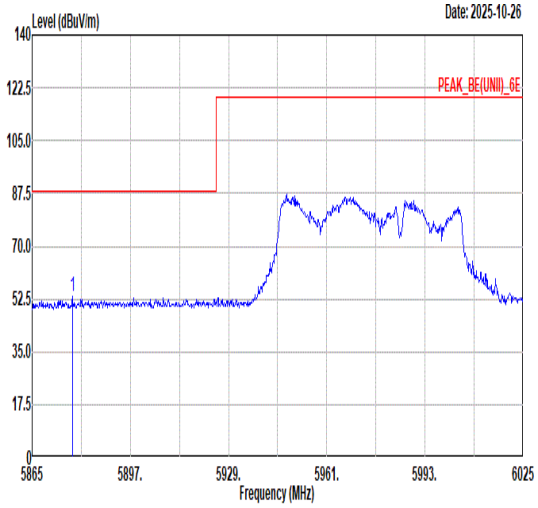 Freq Level Limit Line Margin (dB) Read Level Ant Factor Cable Loss Preamp Factor APos TPos Remark MHz dBuV/m dBuV/m dBuV dB/m dB dB cm deg 1 5878.12 53.19 88.20 -35.01 38.60 36.60 10.84 32.85 245 319 PEAK	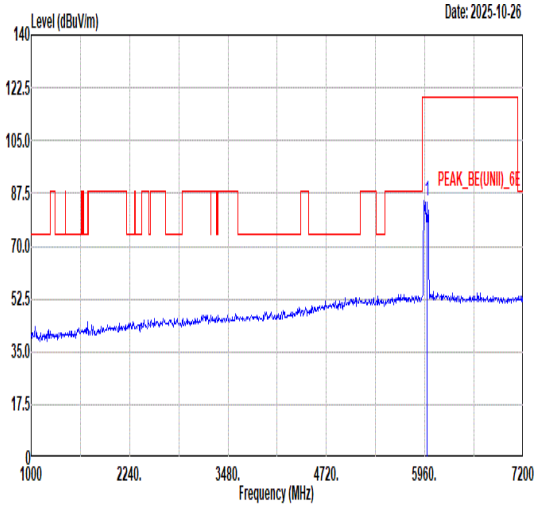 Freq Level Limit Line Margin (dB) Read Level Ant Factor Cable Loss Preamp Factor APos TPos Remark MHz dBuV/m dBuV/m dBuV dB/m dB dB cm deg 1 5985.00 84.88 ------ ------ 70.12 36.72 10.92 32.88 245 319 PEAK
Avg	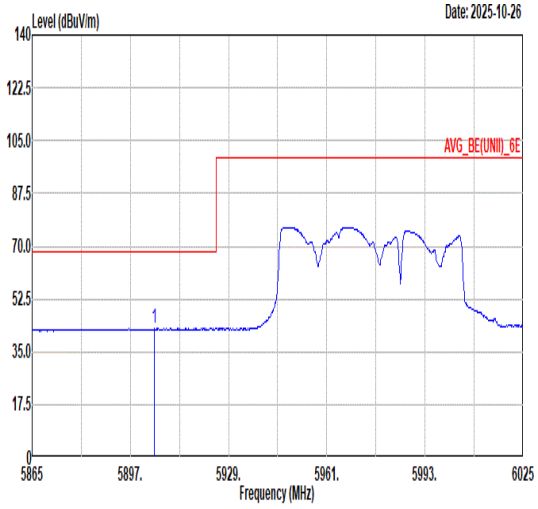 Freq Level Limit Line Margin (dB) Read Level Ant Factor Cable Loss Preamp Factor APos TPos Remark MHz dBuV/m dBuV/m dBuV dB/m dB dB cm deg 1 5904.84 42.69 68.20 -25.51 28.05 36.65 10.85 32.86 245 319 AVERAGE	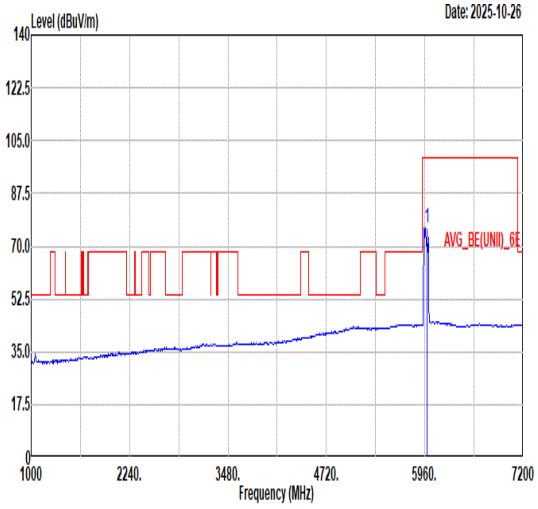 Freq Level Limit Line Margin (dB) Read Level Ant Factor Cable Loss Preamp Factor APos TPos Remark MHz dBuV/m dBuV/m dBuV dB/m dB dB cm deg 1 5985.00 76.33 ------ ------ 61.57 36.72 10.92 32.88 245 319 AVERAGE

Mode	124	
	Band Edge	
	U-NII-5_5925-6425_802.11be EHT80_CH7_Puncturing 20M_5985MHz	
ANT	9+8	
Pol.	Vertical	Fundamental
Peak	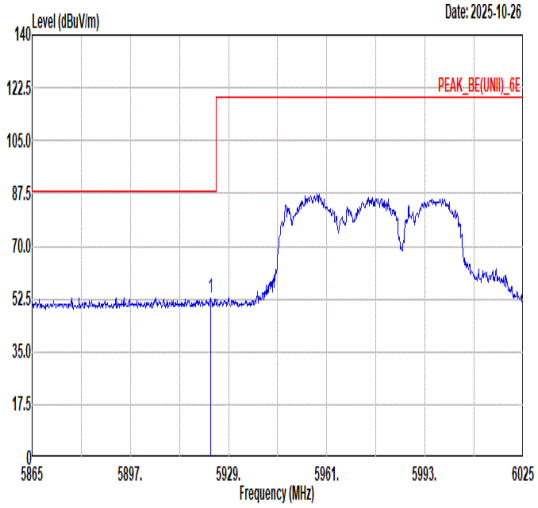 Freq Level Limit Line Margin (dB) Read Level Ant Factor Cable Loss Preamp Factor APos TPos Remark 1 5923.24 52.85 88.20 -35.35 38.16 36.68 10.88 32.87 100 45 PEAK	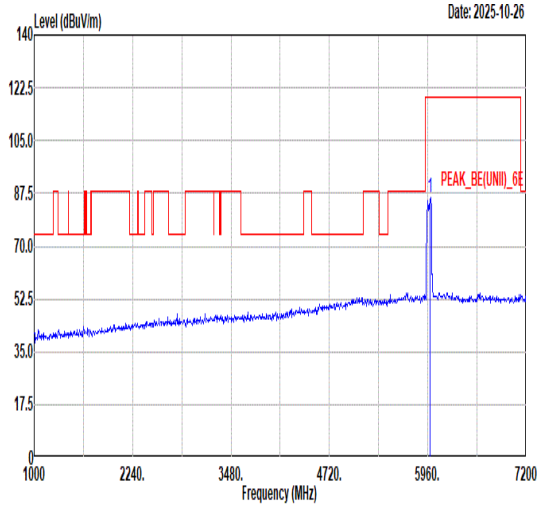 Freq Level Limit Line Margin (dB) Read Level Ant Factor Cable Loss Preamp Factor APos TPos Remark 1 5985.00 85.98 ------ ------ 71.08 36.80 11.00 32.90 100 45 PEAK
Avg	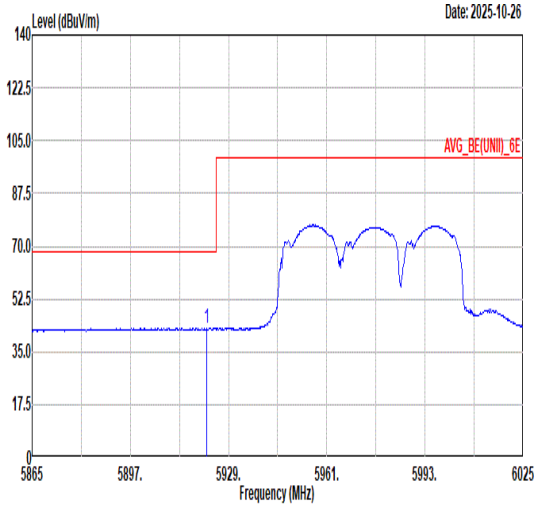 Freq Level Limit Line Margin (dB) Read Level Ant Factor Cable Loss Preamp Factor APos TPos Remark 1 5921.80 42.84 68.20 -25.36 28.16 36.67 10.88 32.87 100 45 AVERAGE	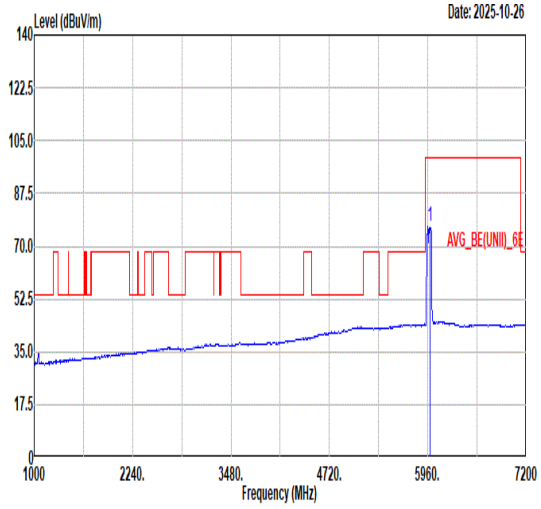 Freq Level Limit Line Margin (dB) Read Level Ant Factor Cable Loss Preamp Factor APos TPos Remark 1 5985.00 76.71 ------ ------ 61.93 36.73 10.93 32.88 100 45 AVERAGE

Mode	125
	Band Edge
	U-NII-8_6875-7125_802.11be EHT80_CH215_Puncturing 20M_7025MHz
ANT	9+8

Pol.	Horizontal	Fundamental
Peak	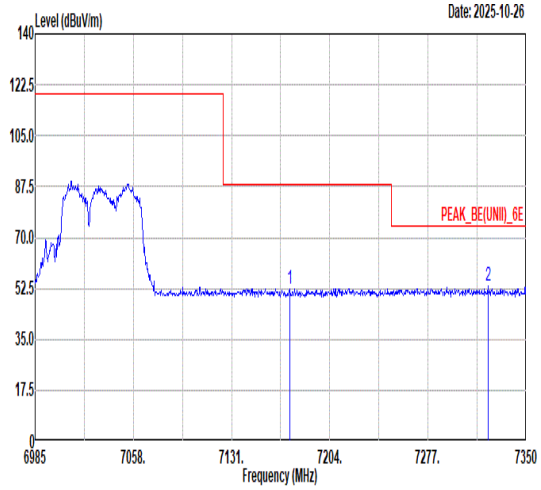 Freq Level Limit Line Margin (dB) Read Level Ant Factor Cable Loss Preamp Factor APos TPos Remark MHz dBuV/m dBuV/m dBuV dB/m dB dB cm deg 1 7174.07 52.53 88.20 -35.67 37.62 36.31 11.73 33.13 216 41 PEAK 2 7321.53 53.57 74.00 -20.43 38.24 36.49 12.00 33.16 216 41 PEAK	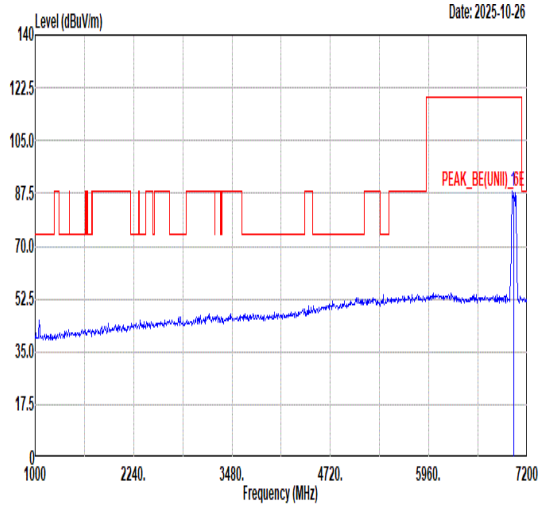 Freq Level Limit Line Margin (dB) Read Level Ant Factor Cable Loss Preamp Factor APos TPos Remark MHz dBuV/m dBuV/m dBuV dB/m dB dB cm deg 1 7025.00 88.39 ------ ------ 73.95 36.12 11.42 33.10 216 41 PEAK
Avg	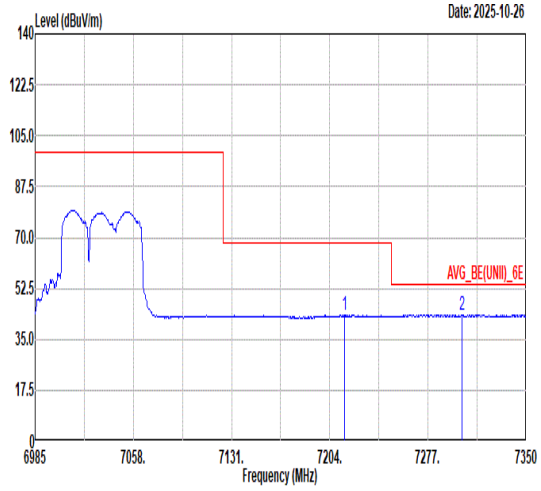 Freq Level Limit Line Margin (dB) Read Level Ant Factor Cable Loss Preamp Factor APos TPos Remark MHz dBuV/m dBuV/m dBuV dB/m dB dB cm deg 1 7214.95 43.41 68.20 -24.79 28.34 36.36 11.85 33.14 216 41 AVERAGE 2 7302.19 43.42 54.00 -10.58 28.12 36.46 12.00 33.16 216 41 AVERAGE	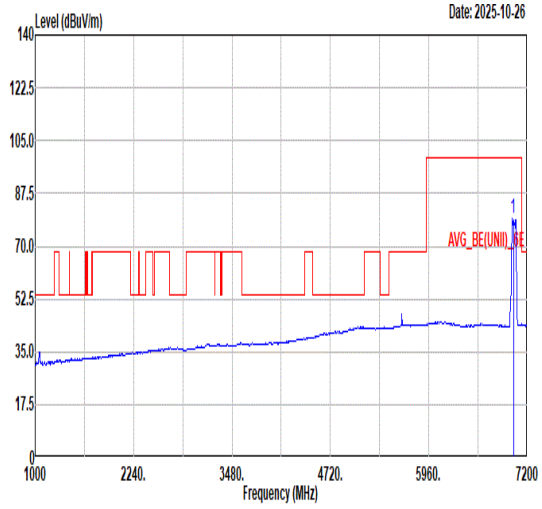 Freq Level Limit Line Margin (dB) Read Level Ant Factor Cable Loss Preamp Factor APos TPos Remark MHz dBuV/m dBuV/m dBuV dB/m dB dB cm deg 1 7025.00 79.09 ------ ------ 64.65 36.12 11.42 33.10 216 41 AVERAGE

Mode	125	
	Band Edge	
	U-NII-8_6875-7125_802.11be EHT80_CH215_Puncturing 20M_7025MHz	
ANT	9+8	
Pol.	Vertical	Fundamental
Peak	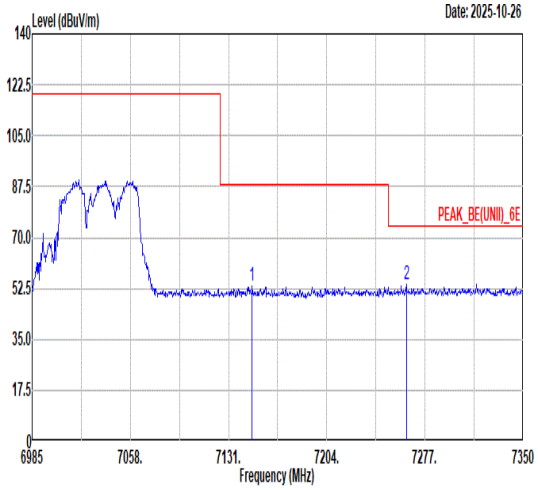 Freq Level Limit Line Margin (dB) Read Level Ant Factor Cable Loss Preamp Factor APos TPos Remark MHz dBuV/m dBuV/m dBuV dB/m dB dB cm deg 1 7148.52 53.27 88.20 -34.93 38.48 36.28 11.64 33.13 227 339 PEAK 2 7263.13 53.83 74.00 -20.17 38.63 36.42 11.93 33.15 227 339 PEAK	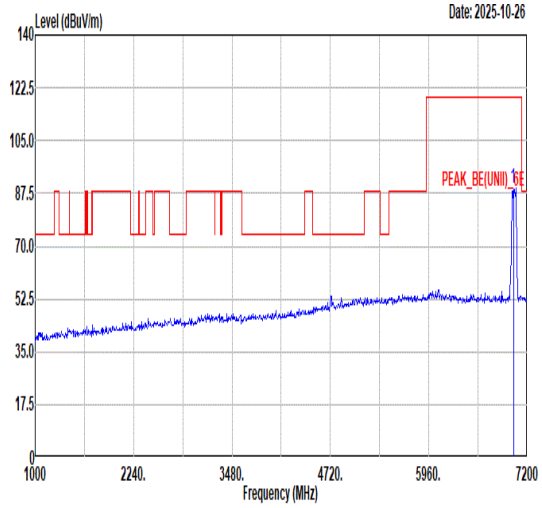 Freq Level Limit Line Margin (dB) Read Level Ant Factor Cable Loss Preamp Factor APos TPos Remark MHz dBuV/m dBuV/m dBuV dB/m dB dB cm deg 1 7025.00 89.35 ------ ------ 74.84 36.17 11.45 33.11 227 339 PEAK
Avg	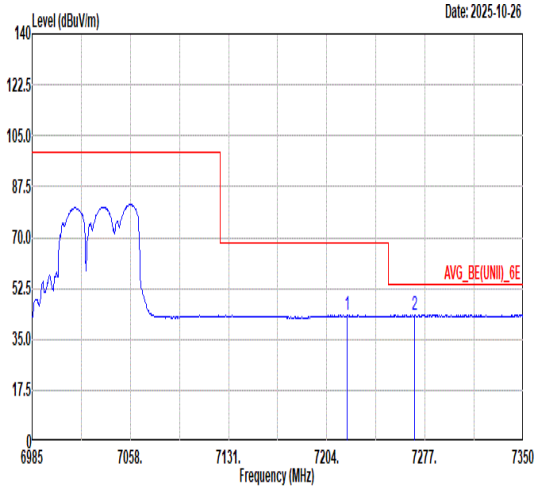 Freq Level Limit Line Margin (dB) Read Level Ant Factor Cable Loss Preamp Factor APos TPos Remark MHz dBuV/m dBuV/m dBuV dB/m dB dB cm deg 1 7218.97 43.40 68.20 -24.80 28.33 36.36 11.85 33.14 227 339 AVERAGE 2 7268.97 43.42 54.00 -10.58 28.21 36.42 11.94 33.15 227 339 AVERAGE	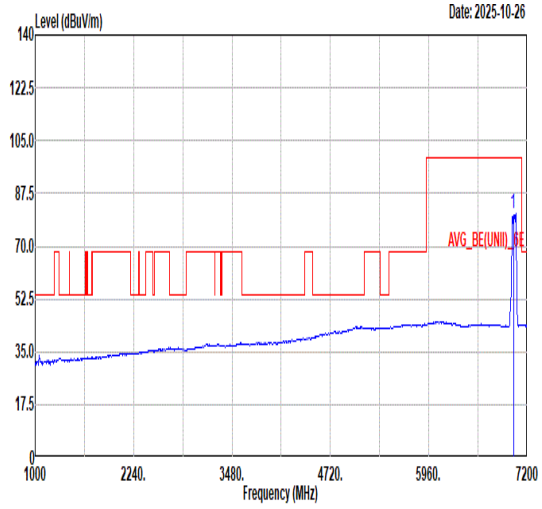 Freq Level Limit Line Margin (dB) Read Level Ant Factor Cable Loss Preamp Factor APos TPos Remark MHz dBuV/m dBuV/m dBuV dB/m dB dB cm deg 1 7025.00 80.99 ------ ------ 66.48 36.17 11.45 33.11 227 339 AVERAGE

Mode	126	
	Band Edge	
	U-NII-5_5925-6425_802.11be EHT160_CH15_Puncturing 40M_6025MHz	
ANT	9+8	
Pol.	Horizontal	Fundamental
Peak	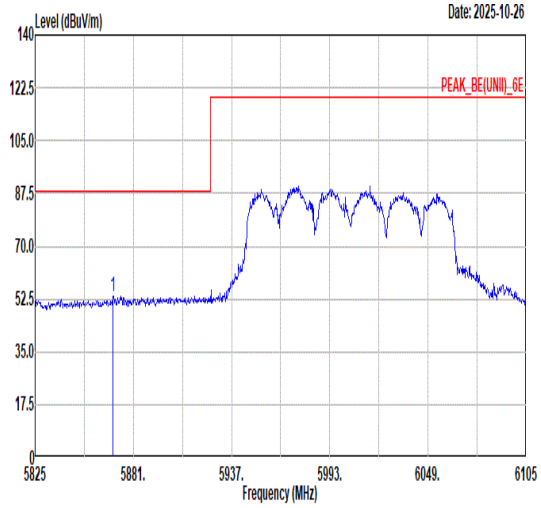 Freq Level Limit Line Margin (dB) Read Level Ant Factor Cable Loss Preamp Factor APos TPos Remark 1 5869.52 53.39 88.20 -34.81 38.82 36.59 10.83 32.85 231 66 PEAK	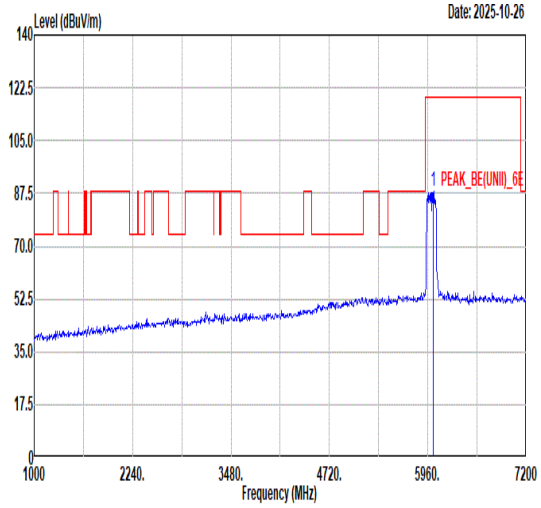 Freq Level Limit Line Margin (dB) Read Level Ant Factor Cable Loss Preamp Factor APos TPos Remark 1 6025.00 88.15 ------ ------ 73.24 36.78 11.04 32.91 231 66 PEAK
Avg	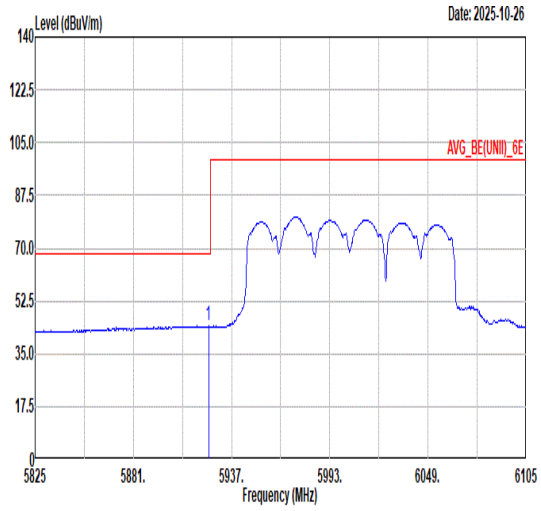 Freq Level Limit Line Margin (dB) Read Level Ant Factor Cable Loss Preamp Factor APos TPos Remark 1 5923.84 44.15 68.20 -24.05 29.46 36.68 10.88 32.87 231 66 AVERAGE	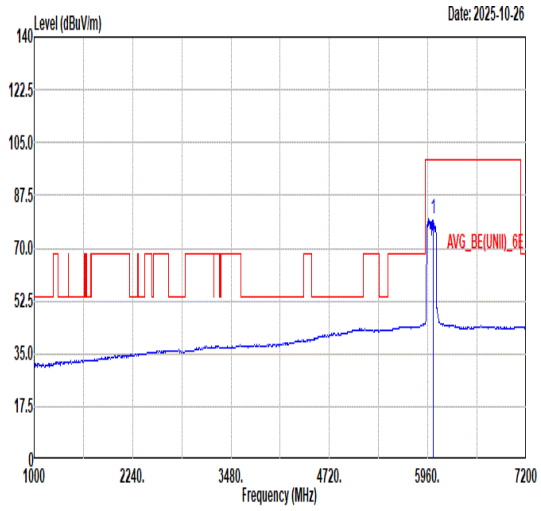 Freq Level Limit Line Margin (dB) Read Level Ant Factor Cable Loss Preamp Factor APos TPos Remark 1 6025.00 79.96 ------ ------ 65.13 36.76 10.96 32.89 231 66 AVERAGE

Mode	126	
	Band Edge	
	U-NII-5_5925-6425_802.11be EHT160_CH15_Puncturing 40M_6025MHz	
ANT	9+8	
Pol.	Vertical	Fundamental
Peak	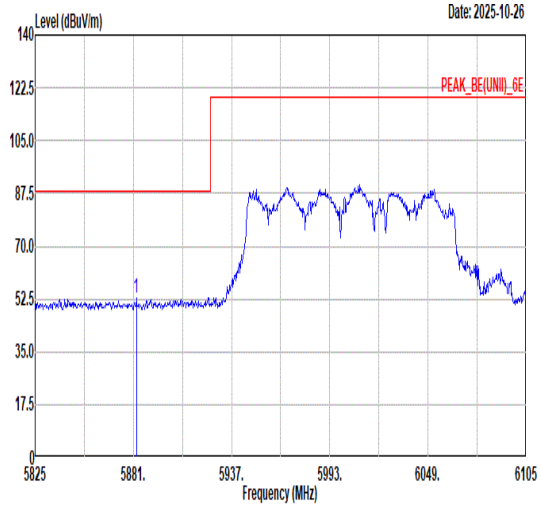 Freq Level Limit Line Margin (dB) Read Level Ant Factor Cable Loss Preamp Factor APos TPos Remark 1 5882.68 53.09 88.20 -35.11 38.49 36.61 10.84 32.85 224 355 PEAK	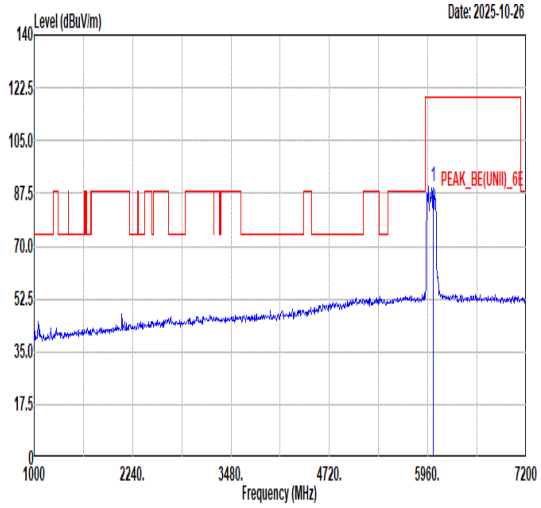 Freq Level Limit Line Margin (dB) Read Level Ant Factor Cable Loss Preamp Factor APos TPos Remark 1 6025.00 89.56 ------ ------ 74.75 36.75 10.95 32.89 224 355 PEAK
Avg	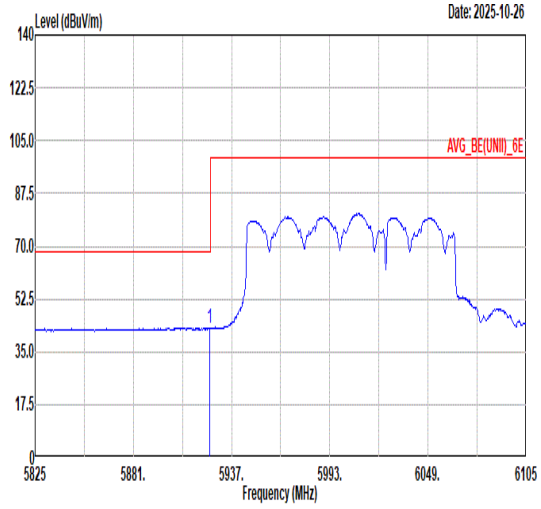 Freq Level Limit Line Margin (dB) Read Level Ant Factor Cable Loss Preamp Factor APos TPos Remark 1 5924.40 42.95 68.20 -25.25 28.26 36.68 10.88 32.87 224 355 AVERAGE	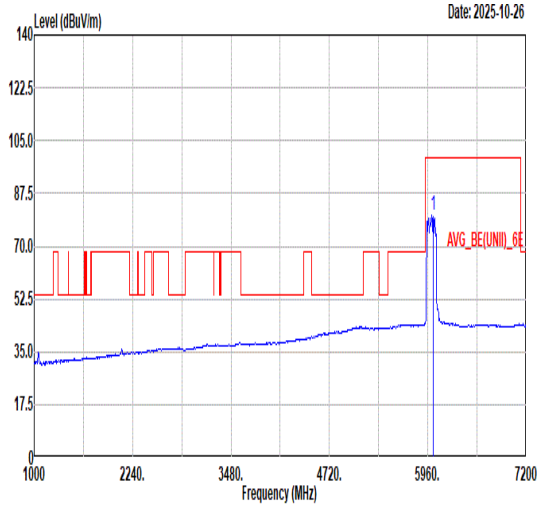 Freq Level Limit Line Margin (dB) Read Level Ant Factor Cable Loss Preamp Factor APos TPos Remark 1 6025.00 80.32 ------ ------ 65.42 36.79 11.01 32.90 224 355 AVERAGE

Mode	127
	Band Edge
	U-NII-8_6875-7125_802.11be EHT160_CH207_Puncturing 40M_6985MHz
ANT	9+8

Pol.	Horizontal	Fundamental
Peak	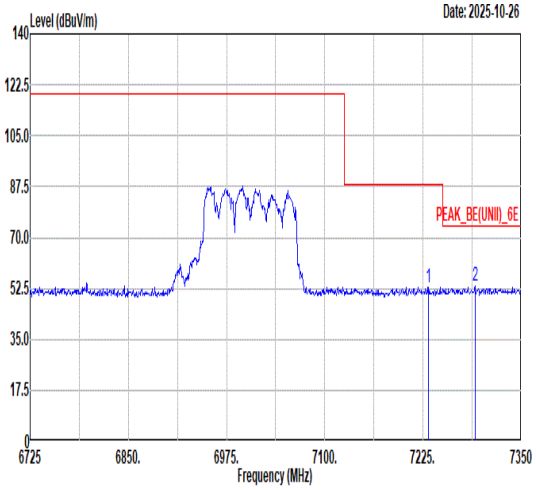 Freq Level Limit Line Margin (dB) Read Level Ant Factor Cable Loss Preamp Factor APos TPos Remark MHz dBuV/m dBuV/m dBuV dB/m dB dB cm deg 1 7231.88 53.03 88.20 -35.17 37.92 36.38 11.88 33.15 216 248 PEAK 2 7291.25 53.27 74.00 -20.73 38.00 36.45 11.98 33.16 216 248 PEAK	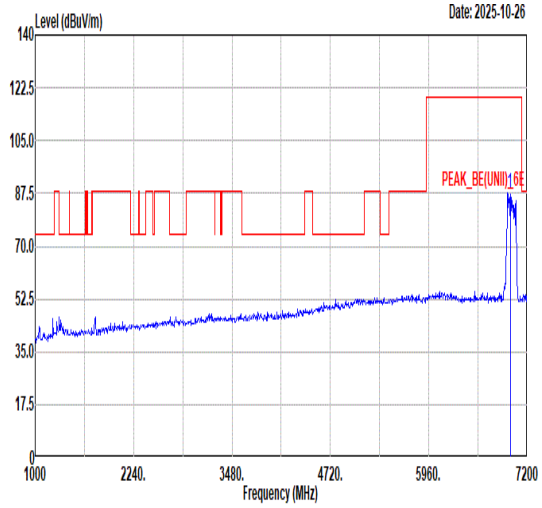 Freq Level Limit Line Margin (dB) Read Level Ant Factor Cable Loss Preamp Factor APos TPos Remark MHz dBuV/m dBuV/m dBuV dB/m dB dB cm deg 1 6985.00 87.62 ------ ------ 73.23 36.14 11.34 33.09 216 248 PEAK
Avg	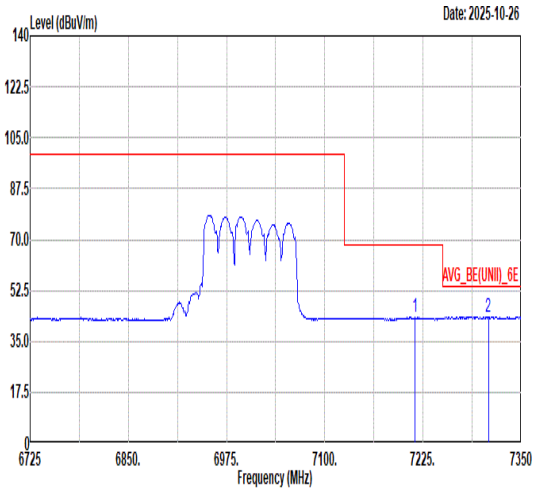 Freq Level Limit Line Margin (dB) Read Level Ant Factor Cable Loss Preamp Factor APos TPos Remark MHz dBuV/m dBuV/m dBuV dB/m dB dB cm deg 1 7215.00 43.19 68.20 -25.01 28.12 36.36 11.85 33.14 216 248 AVERAGE 2 7308.13 43.36 54.00 -10.64 28.04 36.47 12.01 33.16 216 248 AVERAGE	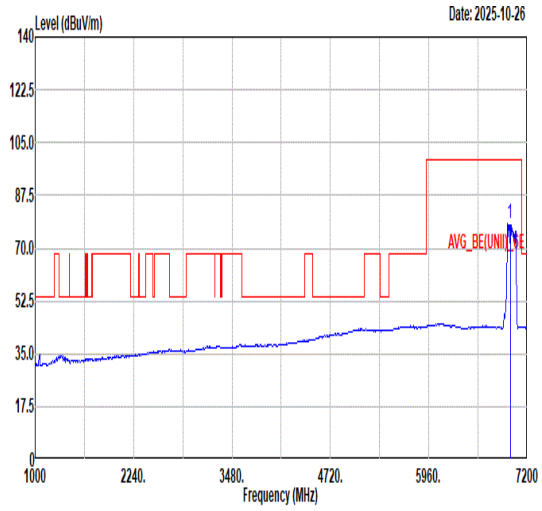 Freq Level Limit Line Margin (dB) Read Level Ant Factor Cable Loss Preamp Factor APos TPos Remark MHz dBuV/m dBuV/m dBuV dB/m dB dB cm deg 1 6985.00 78.18 ------ ------ 63.79 36.14 11.34 33.09 216 248 AVERAGE

Mode	127	
	Band Edge	
	U-NII-8_6875-7125_802.11be EHT160_CH207_Puncturing 40M_6985MHz	
ANT	9+8	
Pol.	Vertical	Fundamental
Peak	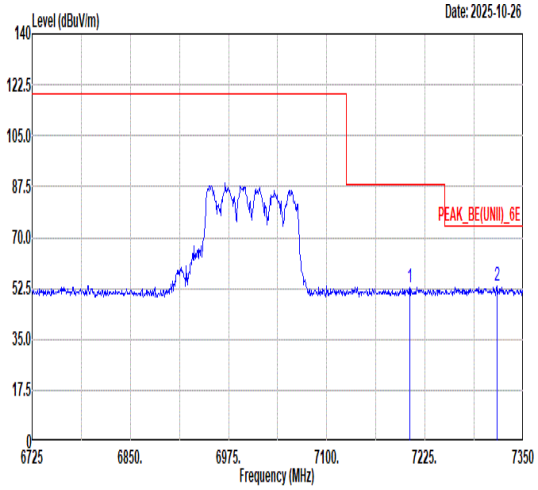 Freq Level Limit Line Margin (dB) Read Level Ant Factor Cable Loss Preamp Factor APos TPos Remark MHz dBuV/m dBuV/m dBuV dB/m dB dB cm deg 1 7205.63 52.85 88.20 -35.35 37.81 36.35 11.83 33.14 100 357 PEAK 2 7316.88 53.42 74.00 -20.58 38.09 36.48 12.01 33.16 100 357 PEAK	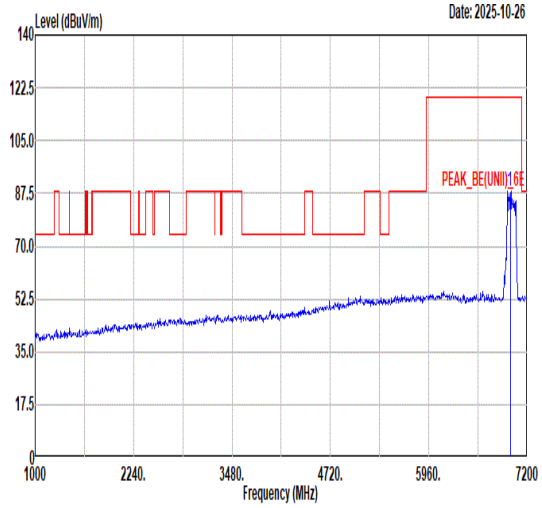 Freq Level Limit Line Margin (dB) Read Level Ant Factor Cable Loss Preamp Factor APos TPos Remark MHz dBuV/m dBuV/m dBuV dB/m dB dB cm deg 1 6985.00 88.34 ------ ------ 73.94 36.10 11.40 33.10 100 357 PEAK
Avg	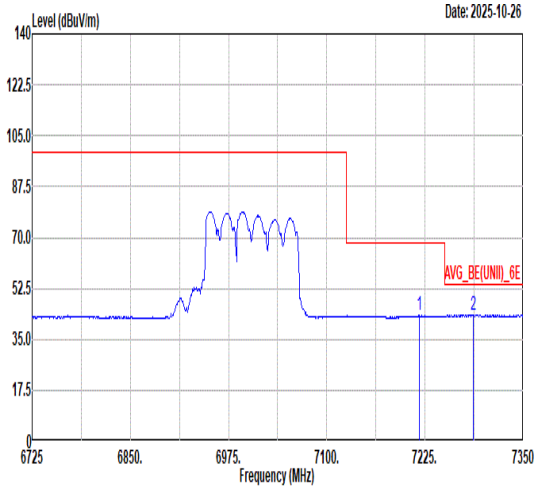 Freq Level Limit Line Margin (dB) Read Level Ant Factor Cable Loss Preamp Factor APos TPos Remark MHz dBuV/m dBuV/m dBuV dB/m dB dB cm deg 1 7217.50 43.21 68.20 -24.99 28.14 36.36 11.85 33.14 100 357 AVERAGE 2 7286.25 43.47 54.00 -10.53 28.22 36.44 11.97 33.16 100 357 AVERAGE	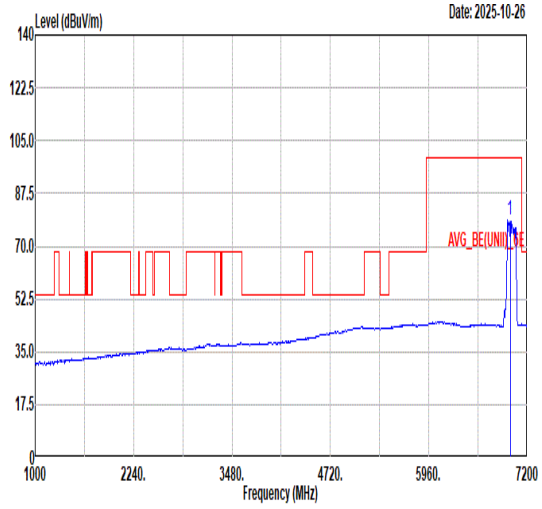 Freq Level Limit Line Margin (dB) Read Level Ant Factor Cable Loss Preamp Factor APos TPos Remark MHz dBuV/m dBuV/m dBuV dB/m dB dB cm deg 1 6985.00 78.65 ------ ------ 64.26 36.14 11.34 33.09 100 357 AVERAGE

Mode	128	
	Band Edge	
	U-NII-5_5925-6425_802.11be EHT160_CH15_Puncturing 20M_6025MHz	
ANT	9+8	
Pol.	Horizontal	Fundamental
Peak	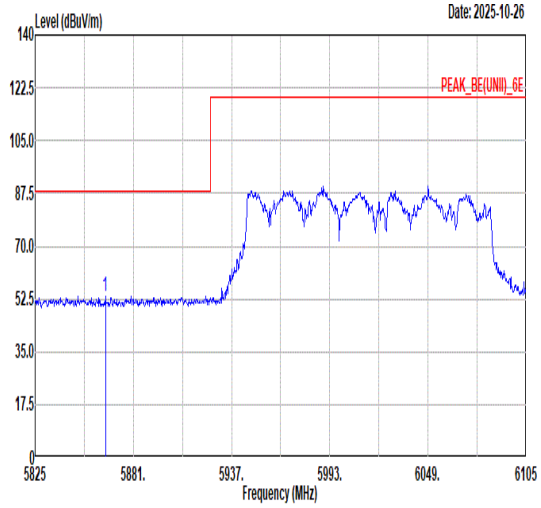 Freq Level Limit Line Margin (dB) Read Level Ant Factor Cable Loss Preamp Factor APos TPos Remark 1 5865.04 53.58 88.20 -34.62 39.02 36.58 10.83 32.85 235 307 PEAK	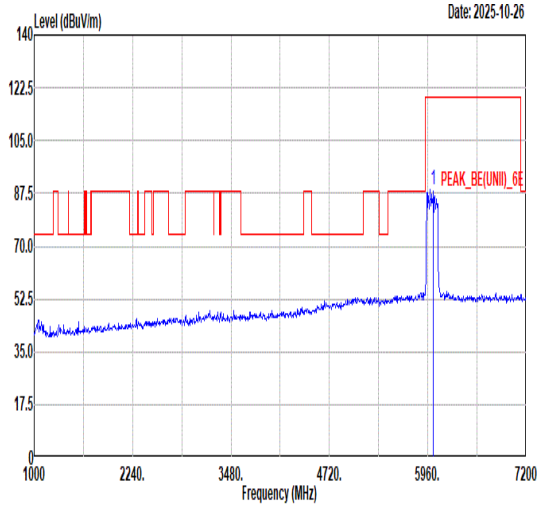 Freq Level Limit Line Margin (dB) Read Level Ant Factor Cable Loss Preamp Factor APos TPos Remark 1 6025.00 88.84 ------ ------ 73.96 36.79 10.99 32.90 235 307 PEAK
Avg	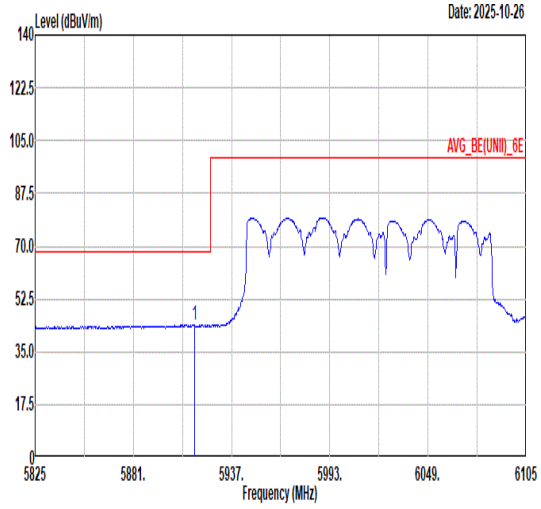 Freq Level Limit Line Margin (dB) Read Level Ant Factor Cable Loss Preamp Factor APos TPos Remark 1 5916.00 43.83 68.20 -24.37 29.16 36.67 10.87 32.87 235 307 AVERAGE	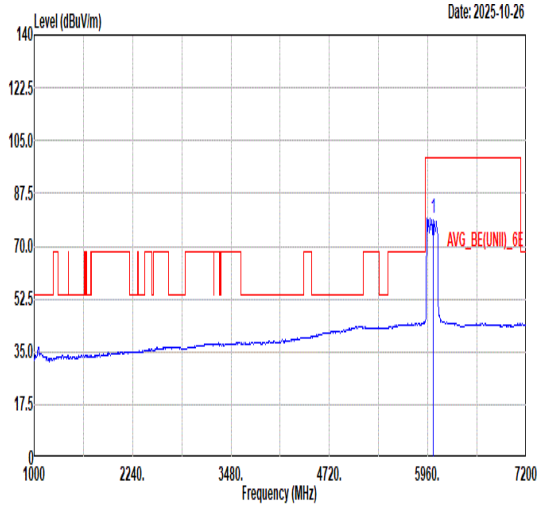 Freq Level Limit Line Margin (dB) Read Level Ant Factor Cable Loss Preamp Factor APos TPos Remark 1 6025.00 79.14 ------ ------ 64.26 36.79 10.99 32.90 235 307 AVERAGE

Mode	128	
	Band Edge	
	U-NII-5_5925-6425_802.11be EHT160_CH15_Puncturing 20M_6025MHz	
ANT	9+8	
Pol.	Vertical	Fundamental
Peak	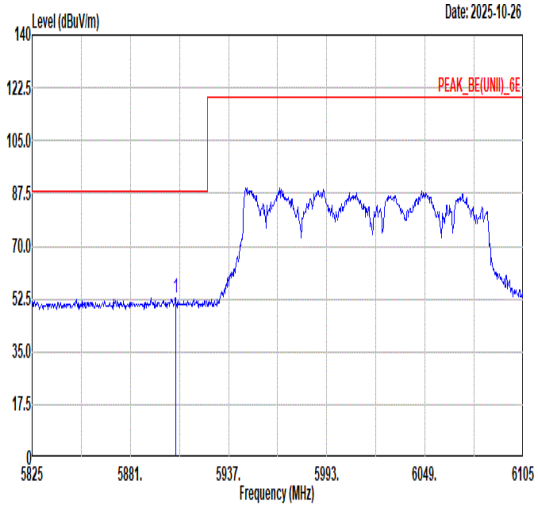 Freq Level Limit Line Margin (dB) Read Level Ant Factor Cable Loss Preamp Factor APos TPos Remark MHz dBuV/m dBuV/m dBuV dB/m dB dB cm deg 1 5906.76 52.75 88.20 -35.45 38.10 36.65 10.86 32.86 240 360 PEAK	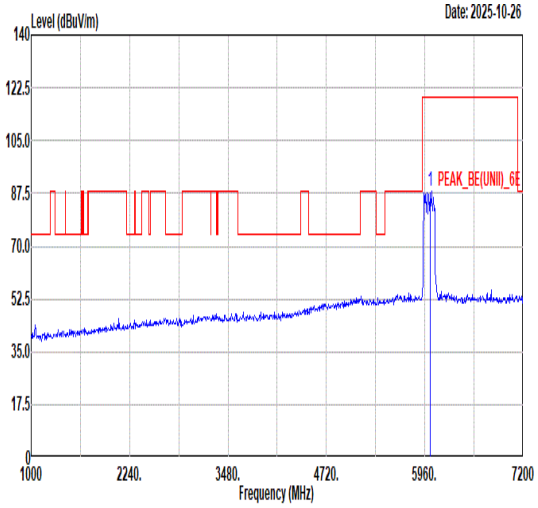 Freq Level Limit Line Margin (dB) Read Level Ant Factor Cable Loss Preamp Factor APos TPos Remark MHz dBuV/m dBuV/m dBuV dB/m dB dB cm deg 1 6025.00 88.15 ------ ------ 73.23 36.77 11.06 32.91 240 360 PEAK
Avg	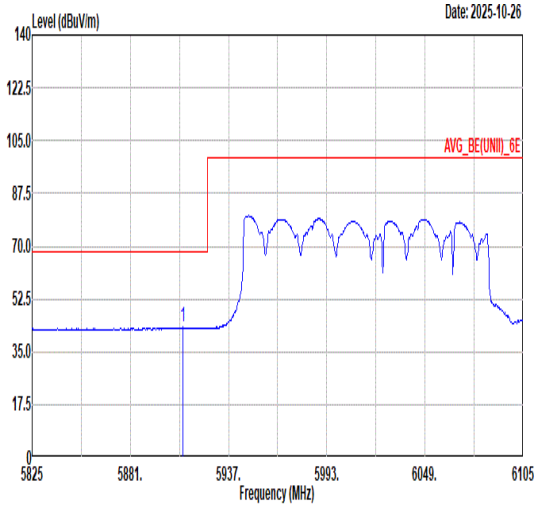 Freq Level Limit Line Margin (dB) Read Level Ant Factor Cable Loss Preamp Factor APos TPos Remark MHz dBuV/m dBuV/m dBuV dB/m dB dB cm deg 1 5910.96 43.09 68.20 -25.11 28.43 36.66 10.86 32.86 240 360 AVERAGE	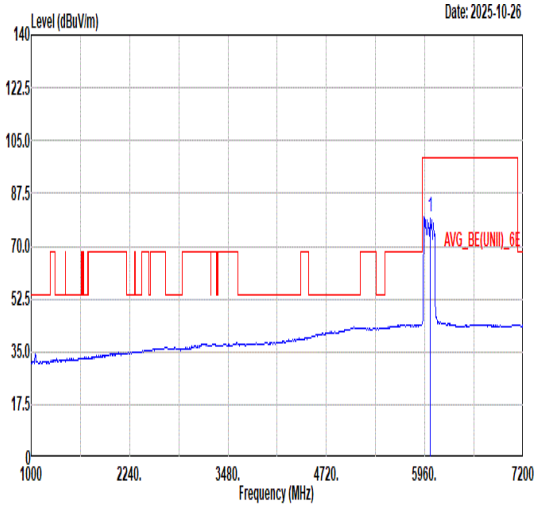 Freq Level Limit Line Margin (dB) Read Level Ant Factor Cable Loss Preamp Factor APos TPos Remark MHz dBuV/m dBuV/m dBuV dB/m dB dB cm deg 1 6025.00 79.88 ------ ------ 65.12 36.72 10.92 32.88 240 360 AVERAGE

Mode	129	
	Band Edge	
	U-NII-8_6875-7125_802.11be EHT160_CH207_Puncturing 20M_6985MHz	
ANT	9+8	
Pol.	Horizontal	Fundamental
Peak	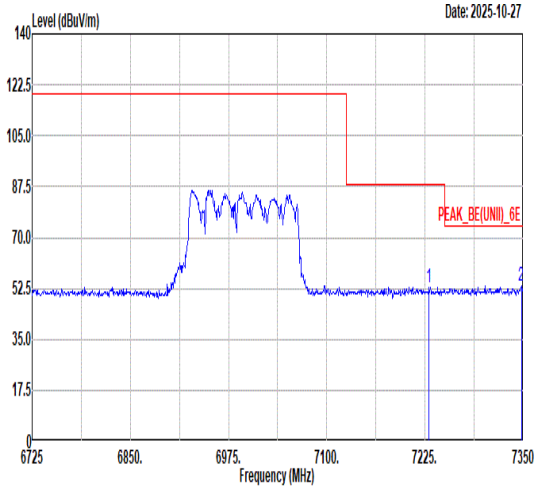 Freq Level Limit Line Margin (dB) Read Level Ant Factor Cable Loss Preamp Factor APos TPos Remark MHz dBuV/m dBuV/m dBuV dB/m dB dB cm deg 1 7230.00 53.08 88.20 -35.12 37.98 36.38 11.87 33.15 217 218 PEAK 2 7347.50 53.16 74.00 -20.84 37.81 36.52 12.00 33.17 217 218 PEAK	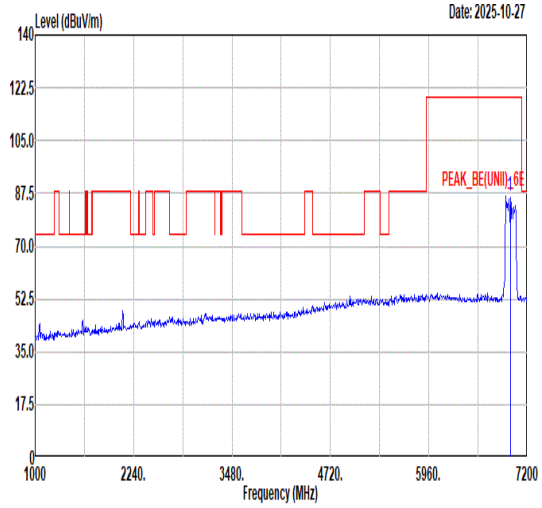 Freq Level Limit Line Margin (dB) Read Level Ant Factor Cable Loss Preamp Factor APos TPos Remark MHz dBuV/m dBuV/m dBuV dB/m dB dB cm deg 1 6985.00 86.83 ------ ------ 72.45 36.15 11.32 33.09 217 218 PEAK
Avg	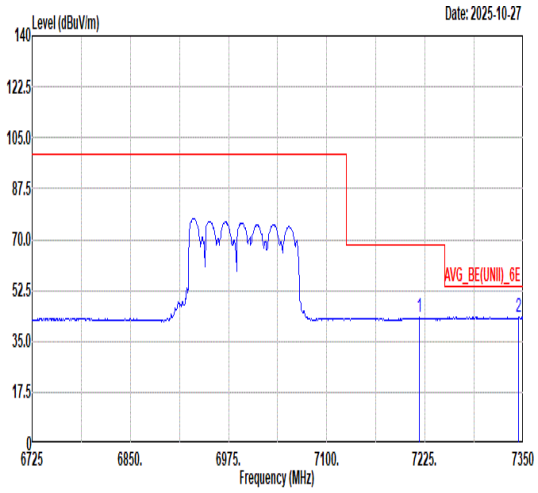 Freq Level Limit Line Margin (dB) Read Level Ant Factor Cable Loss Preamp Factor APos TPos Remark MHz dBuV/m dBuV/m dBuV dB/m dB dB cm deg 1 7218.13 43.07 68.20 -25.13 28.00 36.36 11.85 33.14 217 218 AVERAGE 2 7343.75 43.32 54.00 -10.68 27.98 36.51 12.00 33.17 217 218 AVERAGE	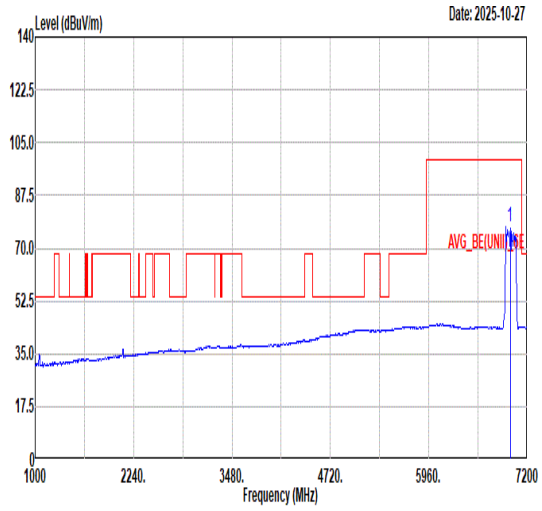 Freq Level Limit Line Margin (dB) Read Level Ant Factor Cable Loss Preamp Factor APos TPos Remark MHz dBuV/m dBuV/m dBuV dB/m dB dB cm deg 1 6985.00 76.89 ------ ------ 62.51 36.15 11.32 33.09 217 218 AVERAGE

Mode	129	
	Band Edge	
	U-NII-8_6875-7125_802.11be EHT160_CH207_Puncturing 20M_6985MHz	
ANT	9+8	
Pol.	Vertical	Fundamental
Peak	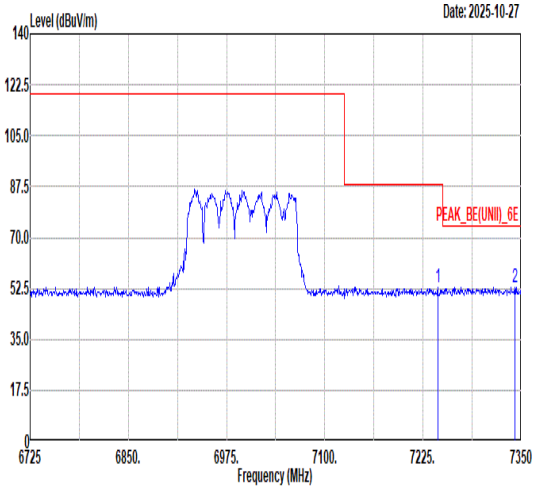 Freq Level Limit Line Margin (dB) Read Level Ant Factor Cable Loss Preamp Factor APos TPos Remark 1 7243.75 52.66 88.20 -35.54 37.52 36.39 11.90 33.15 233 341 PEAK 2 7341.88 52.85 74.00 -21.15 37.51 36.51 12.00 33.17 233 341 PEAK	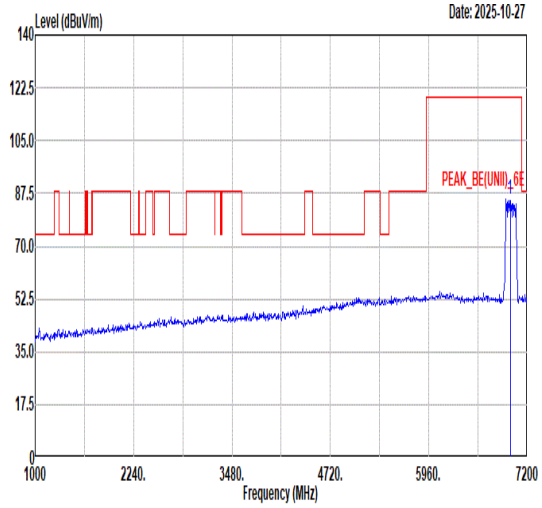 Freq Level Limit Line Margin (dB) Read Level Ant Factor Cable Loss Preamp Factor APos TPos Remark 1 6985.00 85.38 ------ ------ 71.00 36.15 11.32 33.09 233 341 PEAK
Avg	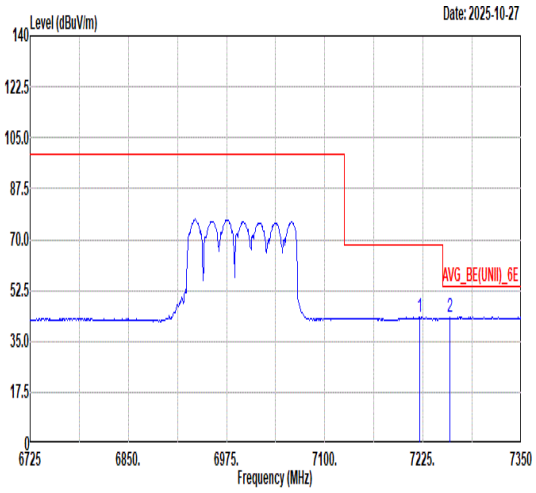 Freq Level Limit Line Margin (dB) Read Level Ant Factor Cable Loss Preamp Factor APos TPos Remark 1 7220.63 43.11 68.20 -25.09 28.03 36.36 11.86 33.14 233 341 AVERAGE 2 7258.75 43.31 54.00 -10.69 28.13 36.41 11.92 33.15 233 341 AVERAGE	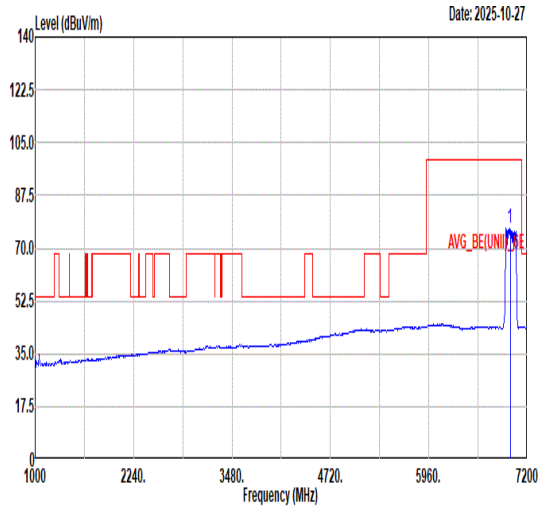 Freq Level Limit Line Margin (dB) Read Level Ant Factor Cable Loss Preamp Factor APos TPos Remark 1 6985.00 76.50 ------ ------ 62.12 36.15 11.32 33.09 233 341 AVERAGE

Mode	130	
	Band Edge	
	U-NII-5_5925-6425_802.11be EHT320_CH31_Puncturing 80M+40M_6105MHz	
ANT	9+8	
Pol.	Horizontal	Fundamental
Peak	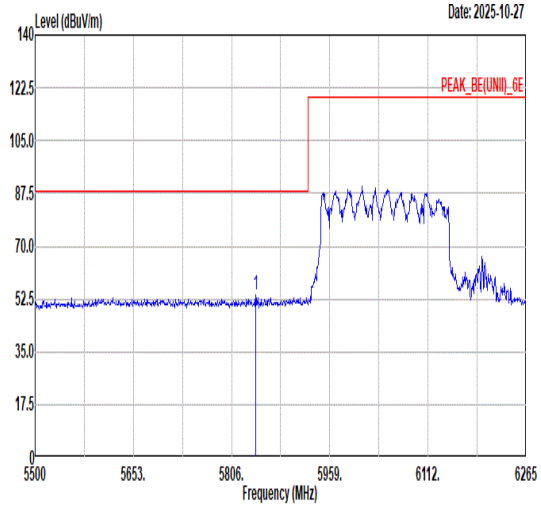 Freq Level Limit Line Margin (dB) Read Level Ant Factor Cable Loss Preamp Factor APos TPos Remark 1 5843.49 53.86 88.20 -34.34 39.32 36.55 10.83 32.84 218 308 PEAK	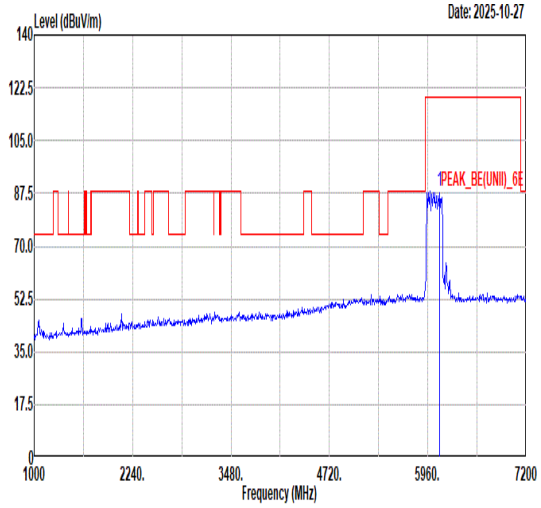 Freq Level Limit Line Margin (dB) Read Level Ant Factor Cable Loss Preamp Factor APos TPos Remark 1 6105.00 88.31 ------ ------ 73.44 36.78 10.98 32.89 218 308 PEAK
Avg	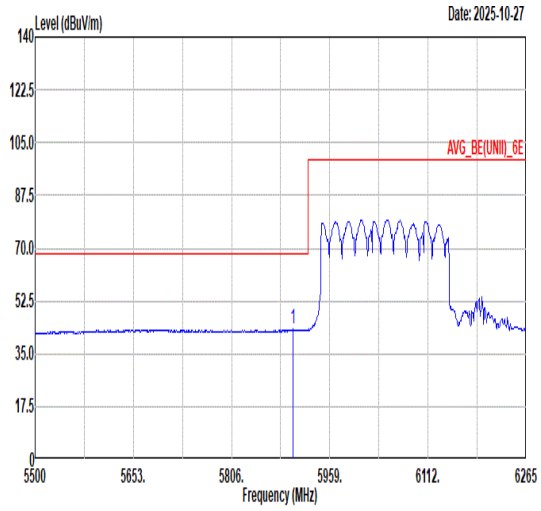 Freq Level Limit Line Margin (dB) Read Level Ant Factor Cable Loss Preamp Factor APos TPos Remark 1 5901.63 43.14 68.20 -25.06 28.51 36.64 10.85 32.86 218 308 AVERAGE	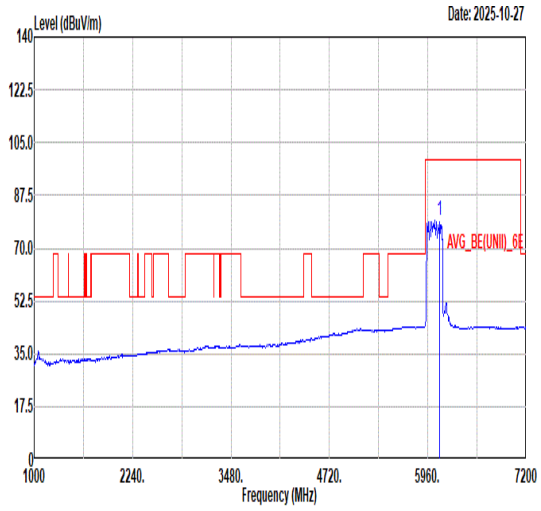 Freq Level Limit Line Margin (dB) Read Level Ant Factor Cable Loss Preamp Factor APos TPos Remark 1 6105.00 79.32 ------ ------ 64.40 36.77 11.06 32.91 218 308 AVERAGE

Mode	130	
	Band Edge	
	U-NII-5_5925-6425_802.11be EHT320_CH31_Puncturing 80M+40M_6105MHz	
ANT	9+8	
Pol.	Vertical	Fundamental
Peak	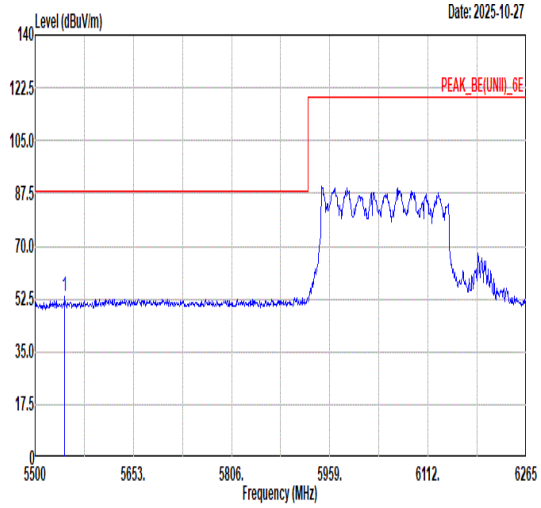 Freq Level Limit Line Margin (dB) Read Level Ant Factor Cable Loss Preamp Factor APos TPos Remark 1 5545.90 53.10 88.20 -35.10 39.12 36.07 10.63 32.72 240 18 PEAK	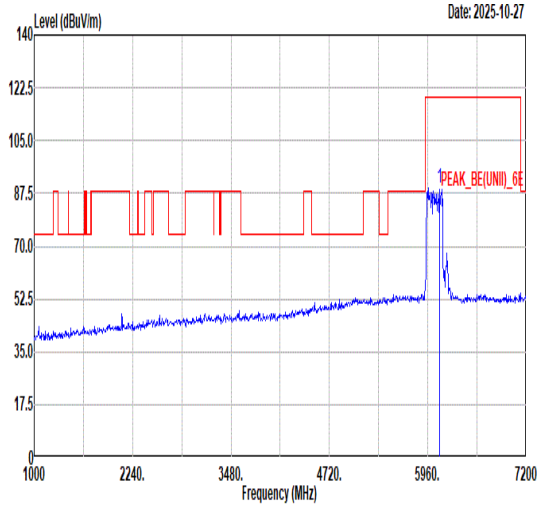 Freq Level Limit Line Margin (dB) Read Level Ant Factor Cable Loss Preamp Factor APos TPos Remark 1 6105.00 89.43 ------ ------ 74.62 36.75 10.95 32.89 240 18 PEAK
Avg	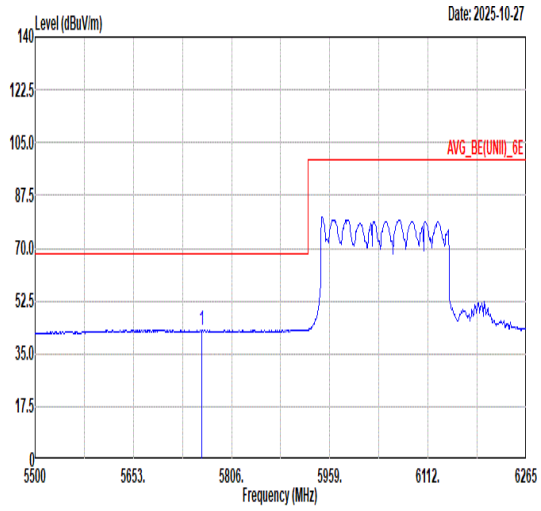 Freq Level Limit Line Margin (dB) Read Level Ant Factor Cable Loss Preamp Factor APos TPos Remark 1 5760.10 42.95 68.20 -25.25 28.48 36.42 10.85 32.80 240 18 AVERAGE	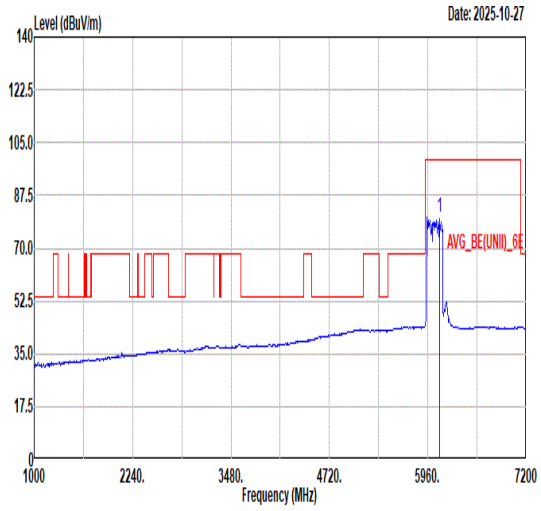 Freq Level Limit Line Margin (dB) Read Level Ant Factor Cable Loss Preamp Factor APos TPos Remark 1 6105.00 80.25 ------ ------ 65.49 36.72 10.92 32.88 240 18 AVERAGE

Mode	131	
	Band Edge	
	U-NII-8_6525-7125_802.11be EHT320_CH191_Puncturing 80M+40M_6905MHz	
ANT	9+8	
Pol.	Horizontal	Fundamental
Peak	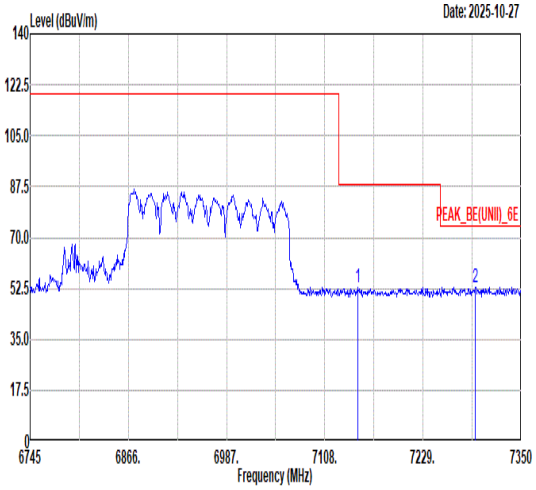 Freq Level Limit Line Margin (dB) Read Level Ant Factor Cable Loss Preamp Factor APos TPos Remark MHz dBuV/m dBuV/m dBuV dB/m dB dB cm deg 1 7149.14 52.83 88.20 -35.37 38.04 36.28 11.64 33.13 205 247 PEAK 2 7293.74 52.79 74.00 -21.21 37.51 36.45 11.99 33.16 205 247 PEAK	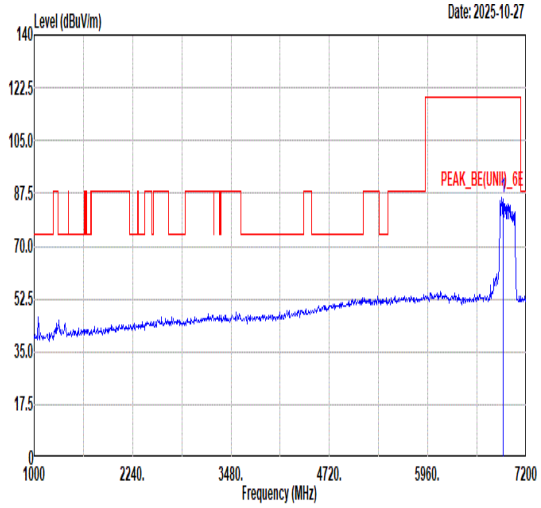 Freq Level Limit Line Margin (dB) Read Level Ant Factor Cable Loss Preamp Factor APos TPos Remark MHz dBuV/m dBuV/m dBuV dB/m dB dB cm deg 1 6905.00 86.17 ------ ------ 71.79 36.19 11.27 33.08 205 247 PEAK
Avg	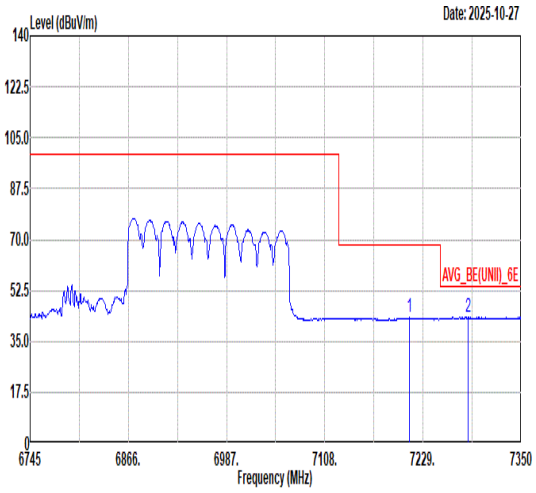 Freq Level Limit Line Margin (dB) Read Level Ant Factor Cable Loss Preamp Factor APos TPos Remark MHz dBuV/m dBuV/m dBuV dB/m dB dB cm deg 1 7212.67 43.08 68.20 -25.12 28.02 36.36 11.84 33.14 205 247 AVERAGE 2 7284.66 43.18 54.00 -10.82 27.93 36.44 11.97 33.16 205 247 AVERAGE	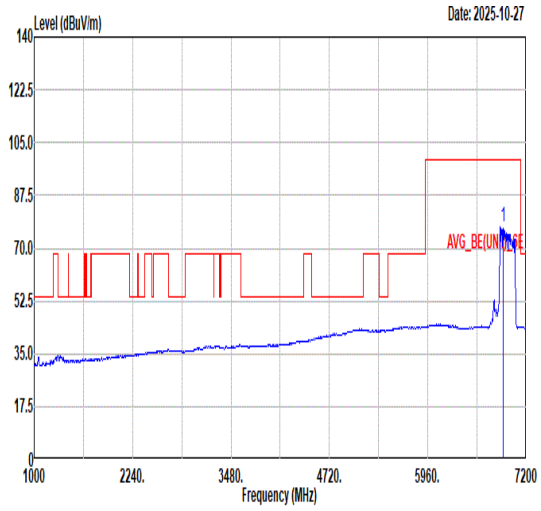 Freq Level Limit Line Margin (dB) Read Level Ant Factor Cable Loss Preamp Factor APos TPos Remark MHz dBuV/m dBuV/m dBuV dB/m dB dB cm deg 1 6905.00 77.08 ------ ------ 62.67 36.20 11.28 33.07 205 247 AVERAGE

Mode	131	
	Band Edge	
	U-NII-8_6525-7125_802.11be EHT320_CH191_Puncturing 80M+40M_6905MHz	
ANT	9+8	
Pol.	Vertical	Fundamental
Peak	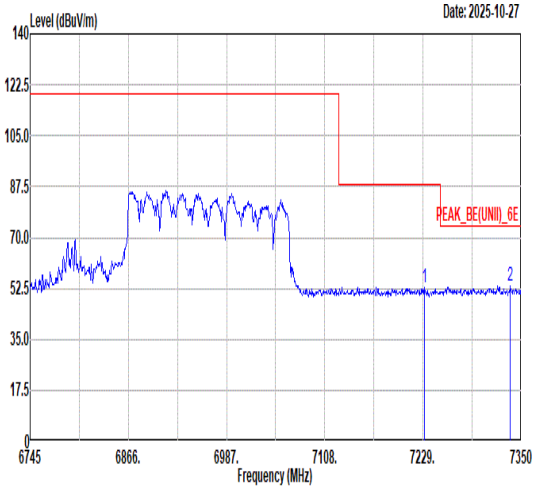 Freq Level Limit Line Margin (dB) Read Level Ant Factor Cable Loss Preamp Factor APos TPos Remark MHz dBuV/m dBuV/m dBuV dB/m dB dB cm deg 1 7230.82 53.04 88.20 -35.16 37.93 36.38 11.88 33.15 100 350 PEAK 2 7336.69 53.51 74.00 -20.49 38.18 36.50 12.00 33.17 100 350 PEAK	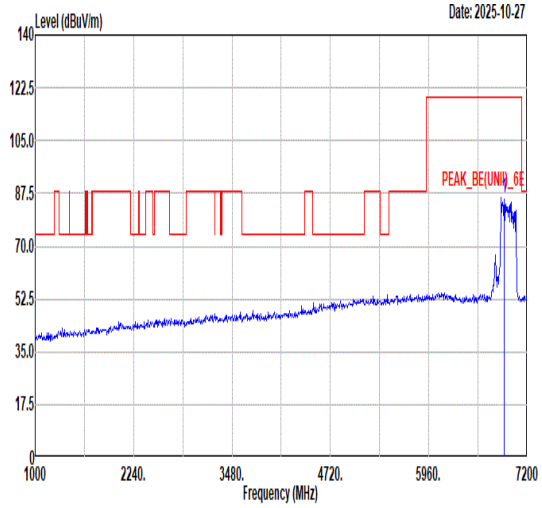 Freq Level Limit Line Margin (dB) Read Level Ant Factor Cable Loss Preamp Factor APos TPos Remark MHz dBuV/m dBuV/m dBuV dB/m dB dB cm deg 1 6905.00 86.28 ------ ------ 71.87 36.20 11.28 33.07 100 350 PEAK
Avg	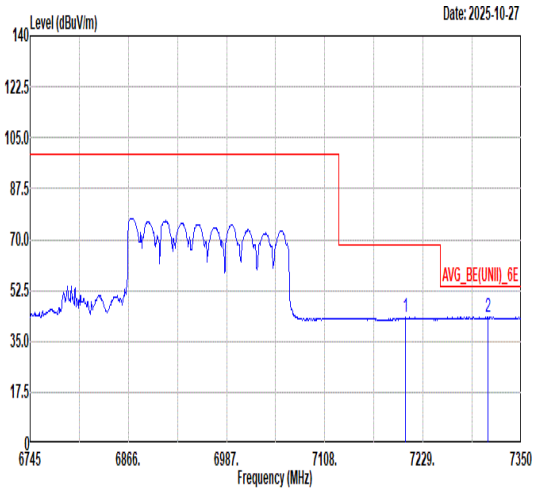 Freq Level Limit Line Margin (dB) Read Level Ant Factor Cable Loss Preamp Factor APos TPos Remark MHz dBuV/m dBuV/m dBuV dB/m dB dB cm deg 1 7207.22 43.18 68.20 -25.02 28.14 36.35 11.83 33.14 100 350 AVERAGE 2 7308.86 43.32 54.00 -10.68 28.00 36.47 12.01 33.16 100 350 AVERAGE	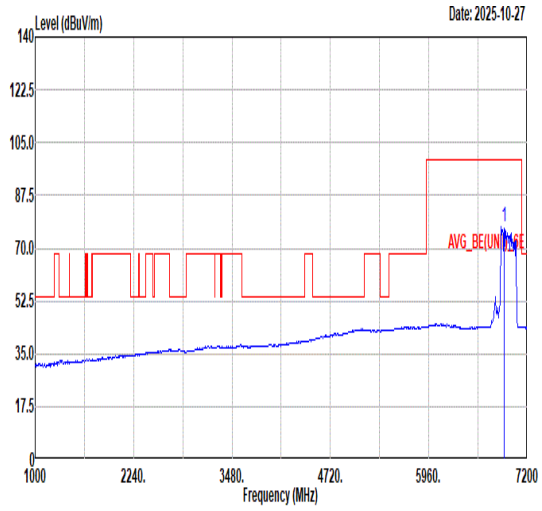 Freq Level Limit Line Margin (dB) Read Level Ant Factor Cable Loss Preamp Factor APos TPos Remark MHz dBuV/m dBuV/m dBuV dB/m dB dB cm deg 1 6905.00 77.13 ------ ------ 62.72 36.20 11.28 33.07 100 350 AVERAGE

Mode	132	
	Band Edge	
	U-NII-5_5925-6425_802.11be EHT320_CH31_Puncturing 80M_6105MHz	
ANT	9+8	
Pol.	Horizontal	Fundamental
Peak	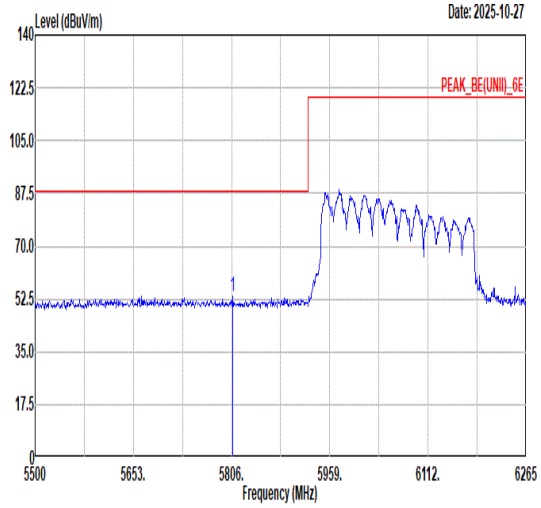 Freq Level Limit Line Margin (dB) Read Level Ant Factor Cable Loss Preamp Factor APos TPos Remark MHz dBuV/m dBuV/m dBuV dB/m dB dB cm deg 1 5808.30 53.56 88.20 -34.64 39.07 36.49 10.82 32.82 225 66 PEAK	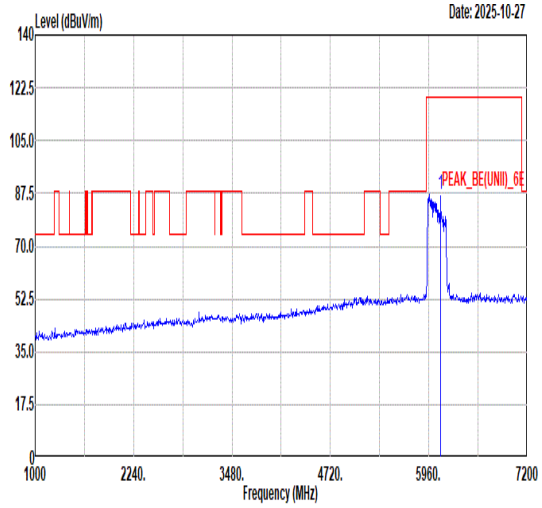 Freq Level Limit Line Margin (dB) Read Level Ant Factor Cable Loss Preamp Factor APos TPos Remark MHz dBuV/m dBuV/m dBuV dB/m dB dB cm deg 1 6105.00 86.92 ------ ------ 72.09 36.76 10.96 32.89 225 66 PEAK
Avg	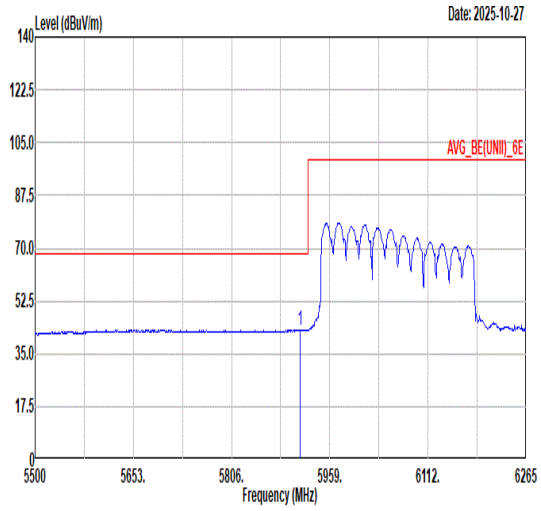 Freq Level Limit Line Margin (dB) Read Level Ant Factor Cable Loss Preamp Factor APos TPos Remark MHz dBuV/m dBuV/m dBuV dB/m dB dB cm deg 1 5912.34 43.02 68.20 -25.18 28.35 36.66 10.87 32.86 225 66 AVERAGE	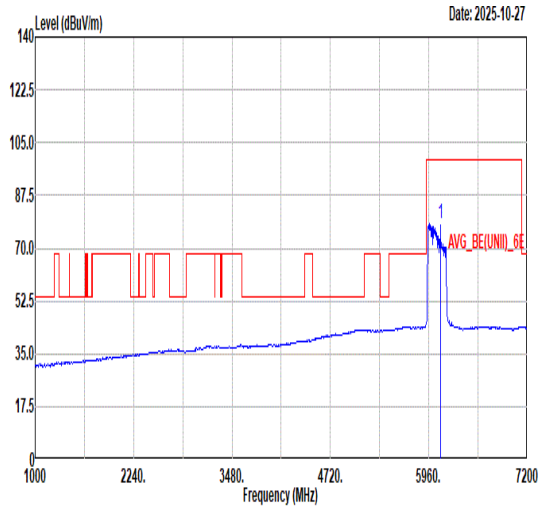 Freq Level Limit Line Margin (dB) Read Level Ant Factor Cable Loss Preamp Factor APos TPos Remark MHz dBuV/m dBuV/m dBuV dB/m dB dB cm deg 1 6105.00 78.34 ------ ------ 63.51 36.76 10.96 32.89 225 66 AVERAGE

Mode	132	
	Band Edge	
	U-NII-5_5925-6425_802.11be EHT320_CH31_Puncturing 80M_6105MHz	
ANT	9+8	
Pol.	Vertical	Fundamental
Peak	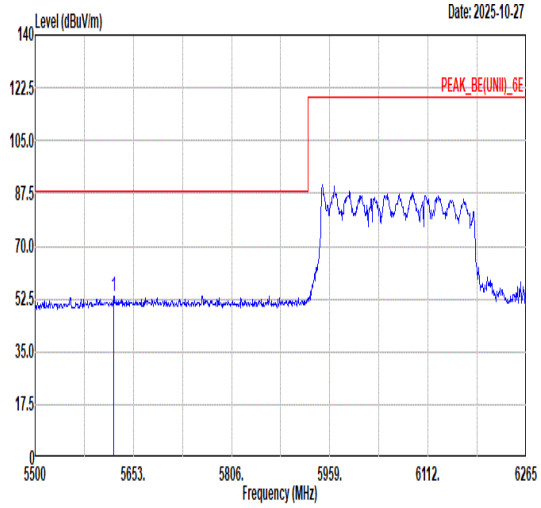 Freq Level Limit Line Margin (dB) Read Level Ant Factor Cable Loss Preamp Factor APos TPos Remark MHz dBuV/m dBuV/m dBuV dB/m dB dB cm deg 1 5622.40 53.58 88.20 -34.62 39.39 36.20 10.74 32.75 240 9 PEAK	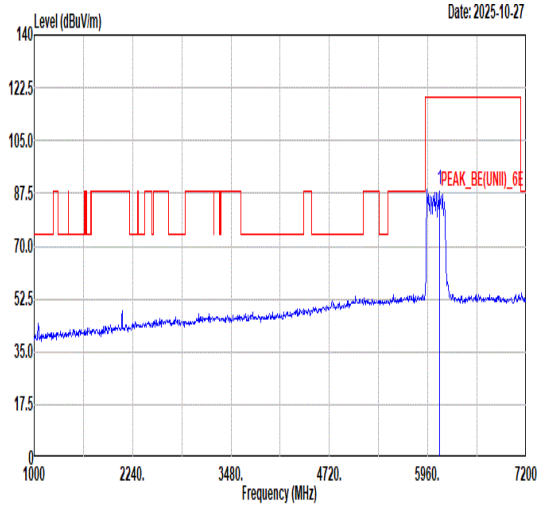 Freq Level Limit Line Margin (dB) Read Level Ant Factor Cable Loss Preamp Factor APos TPos Remark MHz dBuV/m dBuV/m dBuV dB/m dB dB cm deg 1 6105.00 88.99 ------ ------ 74.23 36.72 10.92 32.88 240 9 PEAK
Avg	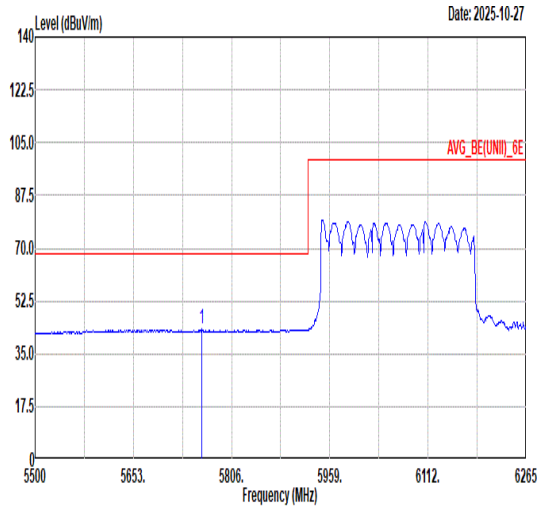 Freq Level Limit Line Margin (dB) Read Level Ant Factor Cable Loss Preamp Factor APos TPos Remark MHz dBuV/m dBuV/m dBuV dB/m dB dB cm deg 1 5760.10 43.57 68.20 -24.63 29.10 36.42 10.85 32.80 240 9 AVERAGE	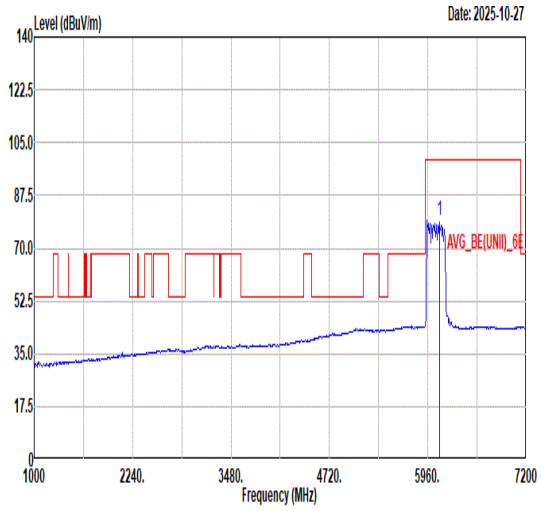 Freq Level Limit Line Margin (dB) Read Level Ant Factor Cable Loss Preamp Factor APos TPos Remark MHz dBuV/m dBuV/m dBuV dB/m dB dB cm deg 1 6105.00 79.31 ------ ------ 64.55 36.72 10.92 32.88 240 9 AVERAGE

Mode	133	
	Band Edge	
	U-NII-8_6525-7125_802.11be EHT320_CH191_Puncturing 80M_6905MHz	
ANT	9+8	
Pol.	Horizontal	Fundamental
Peak	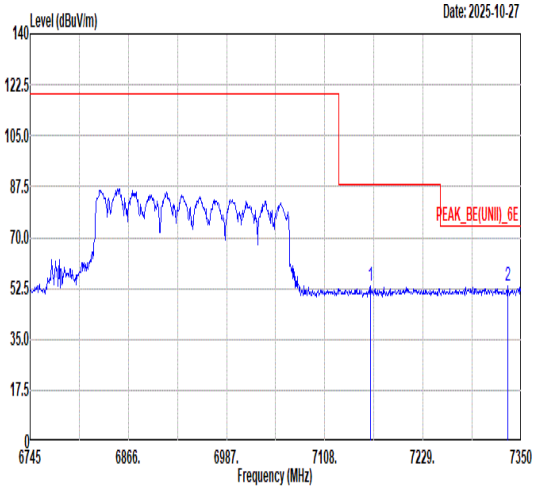 Freq Level Limit Line Margin (dB) Read Level Ant Factor Cable Loss Preamp Factor APos TPos Remark MHz dBuV/m dBuV/m dBuV dB/m dB dB cm deg 1 7164.27 53.23 88.20 -34.97 38.37 36.30 11.69 33.13 212 249 PEAK 2 7333.06 53.20 74.00 -20.80 37.87 36.50 12.00 33.17 212 249 PEAK	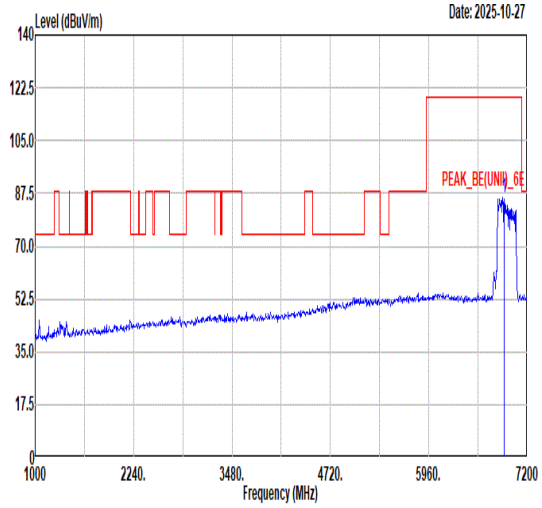 Freq Level Limit Line Margin (dB) Read Level Ant Factor Cable Loss Preamp Factor APos TPos Remark MHz dBuV/m dBuV/m dBuV dB/m dB dB cm deg 1 6905.00 85.86 ------ ------ 71.48 36.19 11.27 33.08 212 249 PEAK
Avg	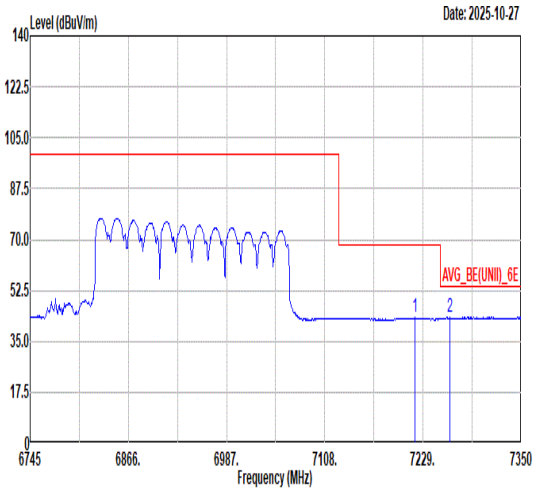 Freq Level Limit Line Margin (dB) Read Level Ant Factor Cable Loss Preamp Factor APos TPos Remark MHz dBuV/m dBuV/m dBuV dB/m dB dB cm deg 1 7218.72 43.09 68.20 -25.11 28.02 36.36 11.85 33.14 212 249 AVERAGE 2 7261.67 43.22 54.00 -10.78 28.03 36.41 11.93 33.15 212 249 AVERAGE	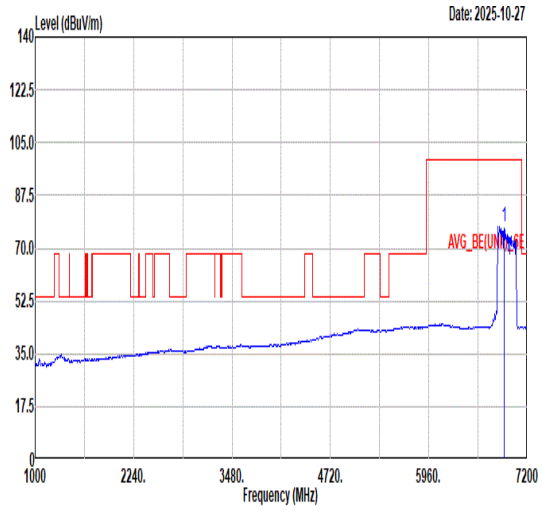 Freq Level Limit Line Margin (dB) Read Level Ant Factor Cable Loss Preamp Factor APos TPos Remark MHz dBuV/m dBuV/m dBuV dB/m dB dB cm deg 1 6905.00 77.06 ------ ------ 62.63 36.22 11.28 33.07 212 249 AVERAGE

Mode	133	
	Band Edge	
	U-NII-8_6525-7125_802.11be EHT320_CH191_Puncturing 80M_6905MHz	
ANT	9+8	
Pol.	Vertical	Fundamental
Peak	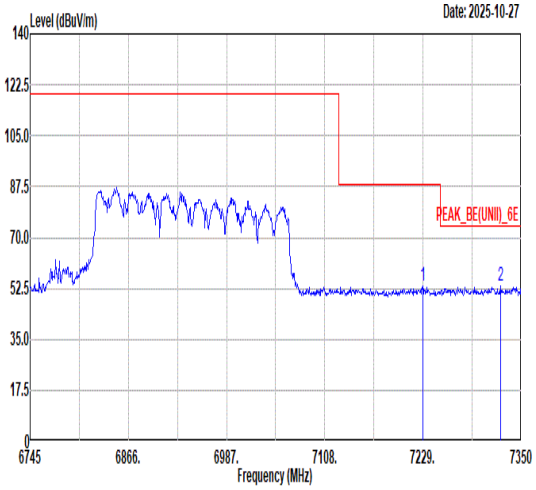 Freq Level Limit Line Margin (dB) Read Level Ant Factor Cable Loss Preamp Factor APos TPos Remark MHz dBuV/m dBuV/m dBuV dB/m dB dB cm deg 1 7229.00 53.18 88.20 -35.02 38.09 36.37 11.87 33.15 100 349 PEAK 2 7324.59 53.51 74.00 -20.49 38.18 36.49 12.00 33.16 100 349 PEAK	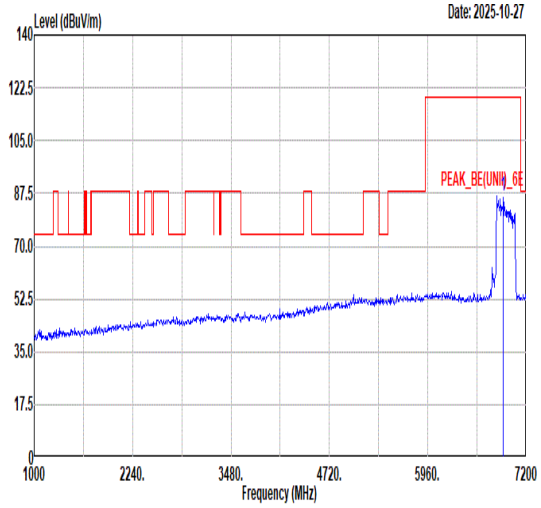 Freq Level Limit Line Margin (dB) Read Level Ant Factor Cable Loss Preamp Factor APos TPos Remark MHz dBuV/m dBuV/m dBuV dB/m dB dB cm deg 1 6905.00 86.71 ------ ------ 72.26 36.24 11.28 33.07 100 349 PEAK
Avg	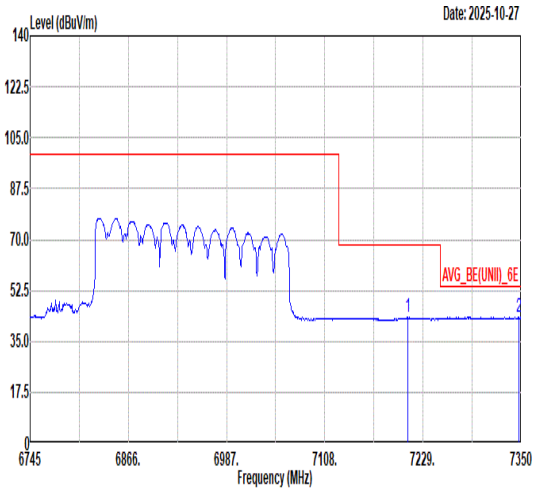 Freq Level Limit Line Margin (dB) Read Level Ant Factor Cable Loss Preamp Factor APos TPos Remark MHz dBuV/m dBuV/m dBuV dB/m dB dB cm deg 1 7210.25 43.11 68.20 -25.09 28.06 36.35 11.84 33.14 100 349 AVERAGE 2 7346.98 43.29 54.00 -10.71 27.94 36.52 12.00 33.17 100 349 AVERAGE	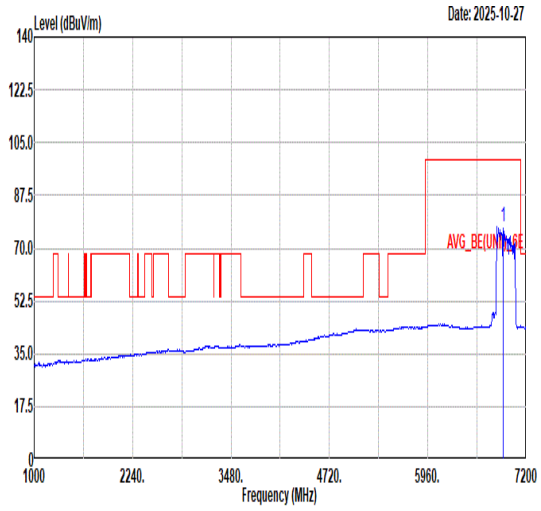 Freq Level Limit Line Margin (dB) Read Level Ant Factor Cable Loss Preamp Factor APos TPos Remark MHz dBuV/m dBuV/m dBuV dB/m dB dB cm deg 1 6905.00 77.07 ------ ------ 62.62 36.24 11.28 33.07 100 349 AVERAGE

Mode	134	
	Band Edge	
	U-NII-5_5925-6425_802.11be EHT320_CH31_Puncturing 40M_6105MHz	
ANT	9+8	
Pol.	Horizontal	Fundamental
Peak	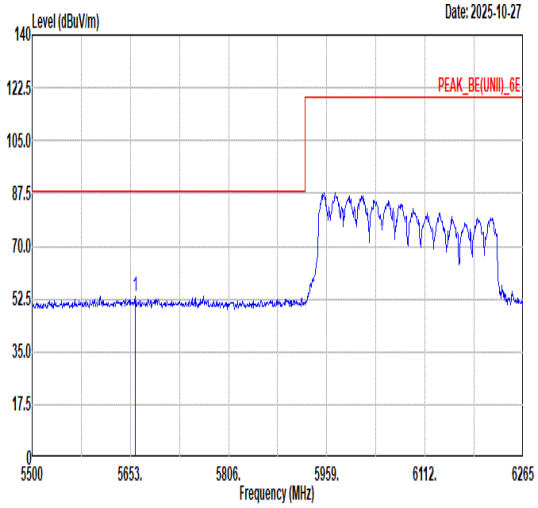 Freq Level Limit Line Margin (dB) Read Level Ant Factor Cable Loss Preamp Factor APos TPos Remark MHz dBuV/m dBuV/m dBuV dB/m dB dB cm deg 1 5660.65 53.31 88.20 -34.89 38.98 36.26 10.83 32.76 219 64 PEAK	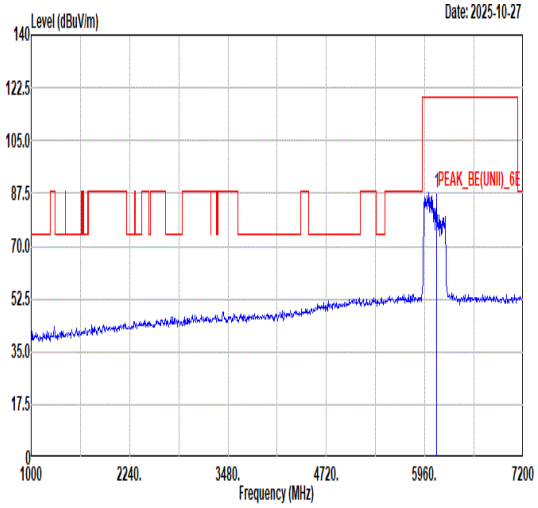 Freq Level Limit Line Margin (dB) Read Level Ant Factor Cable Loss Preamp Factor APos TPos Remark MHz dBuV/m dBuV/m dBuV dB/m dB dB cm deg 1 6105.00 87.53 ------ ------ 72.63 36.79 11.01 32.90 219 64 PEAK
Avg	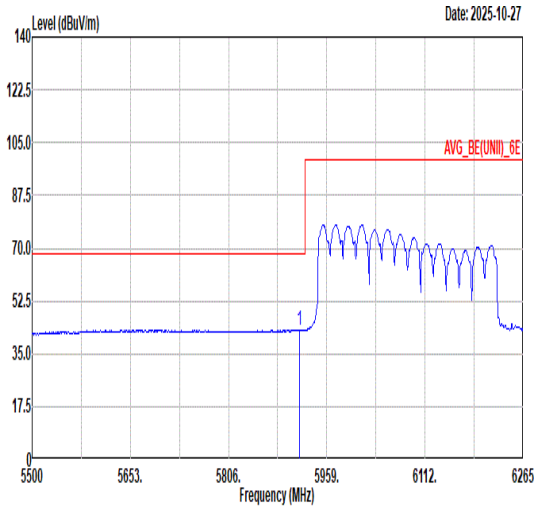 Freq Level Limit Line Margin (dB) Read Level Ant Factor Cable Loss Preamp Factor APos TPos Remark MHz dBuV/m dBuV/m dBuV dB/m dB dB cm deg 1 5916.16 42.93 68.20 -25.27 28.26 36.67 10.87 32.87 219 64 AVERAGE	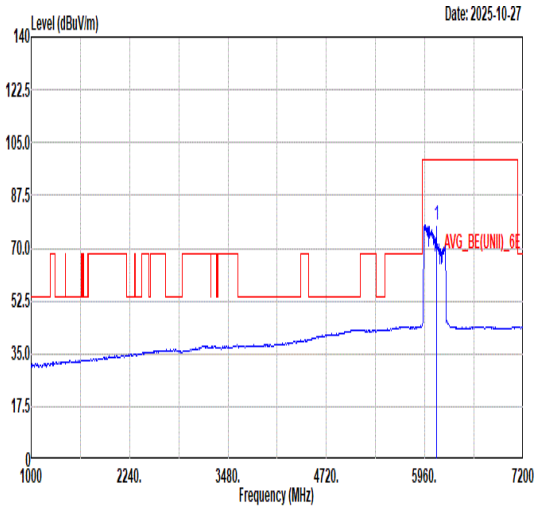 Freq Level Limit Line Margin (dB) Read Level Ant Factor Cable Loss Preamp Factor APos TPos Remark MHz dBuV/m dBuV/m dBuV dB/m dB dB cm deg 1 6105.00 77.59 ------ ------ 62.81 36.73 10.93 32.88 219 64 AVERAGE

Mode	134	
	Band Edge	
	U-NII-5_5925-6425_802.11be EHT320_CH31_Puncturing 40M_6105MHz	
ANT	9+8	
Pol.	Vertical	Fundamental
Peak	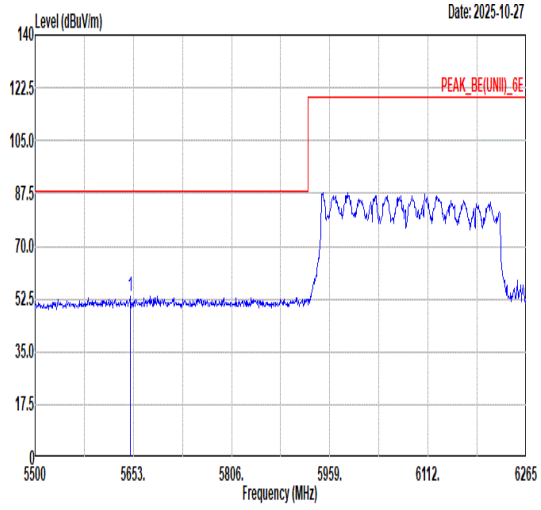 Freq Level Limit Line Margin (dB) Read Level Ant Factor Cable Loss Preamp Factor APos TPos Remark MHz dBuV/m dBuV/m dBuV dB/m dB dB cm deg 1 5648.41 53.37 88.20 -34.83 39.09 36.24 10.80 32.76 239 12 PEAK	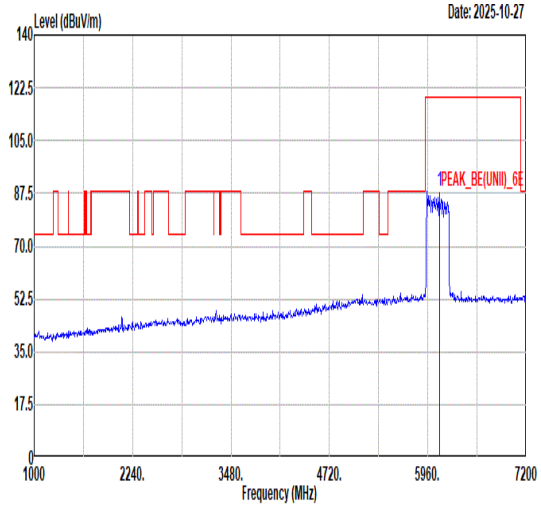 Freq Level Limit Line Margin (dB) Read Level Ant Factor Cable Loss Preamp Factor APos TPos Remark MHz dBuV/m dBuV/m dBuV dB/m dB dB cm deg 1 6105.00 88.23 ------ ------ 73.47 36.72 10.92 32.88 239 12 PEAK
Avg	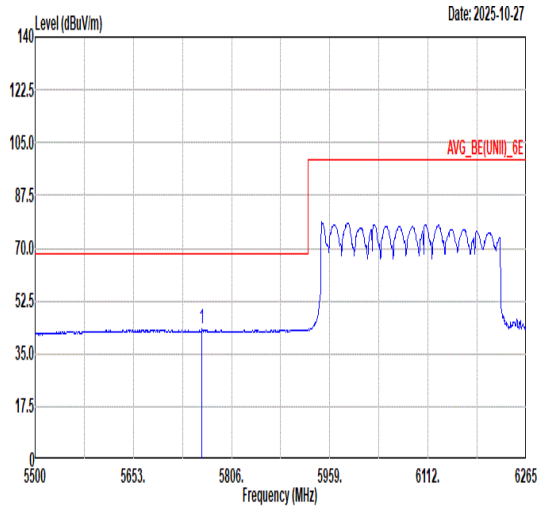 Freq Level Limit Line Margin (dB) Read Level Ant Factor Cable Loss Preamp Factor APos TPos Remark MHz dBuV/m dBuV/m dBuV dB/m dB dB cm deg 1 5760.10 43.58 68.20 -24.62 29.11 36.42 10.85 32.80 239 12 AVERAGE	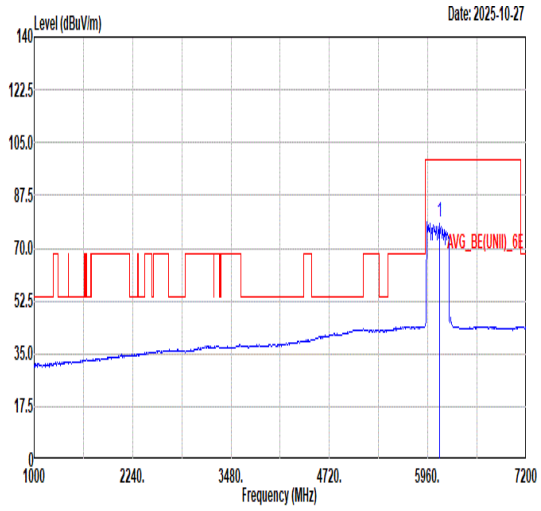 Freq Level Limit Line Margin (dB) Read Level Ant Factor Cable Loss Preamp Factor APos TPos Remark MHz dBuV/m dBuV/m dBuV dB/m dB dB cm deg 1 6105.00 78.49 ------ ------ 63.73 36.72 10.92 32.88 239 12 AVERAGE

Mode	135	
	Band Edge	
	U-NII-8_6525-7125_802.11be EHT320_CH191_Puncturing 40M_6905MHz	
ANT	9+8	
Pol.	Horizontal	Fundamental
Peak	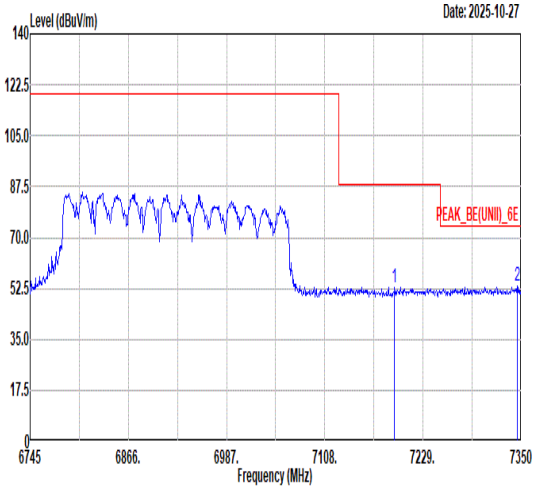 Freq Level Limit Line Margin (dB) Read Level Ant Factor Cable Loss Preamp Factor APos TPos Remark MHz dBuV/m dBuV/m dBuV dB/m dB dB cm deg 1 7193.91 52.89 88.20 -35.31 37.91 36.33 11.79 33.14 216 253 PEAK 2 7345.16 53.13 74.00 -20.87 37.79 36.51 12.00 33.17 216 253 PEAK	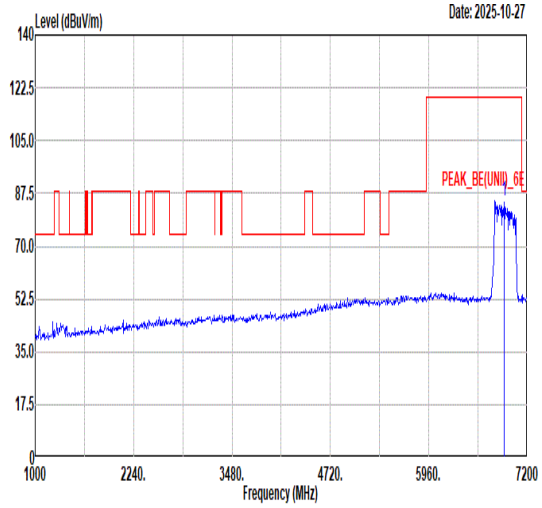 Freq Level Limit Line Margin (dB) Read Level Ant Factor Cable Loss Preamp Factor APos TPos Remark MHz dBuV/m dBuV/m dBuV dB/m dB dB cm deg 1 6905.00 84.85 ------ ------ 70.34 36.27 11.30 33.06 216 253 PEAK
Avg	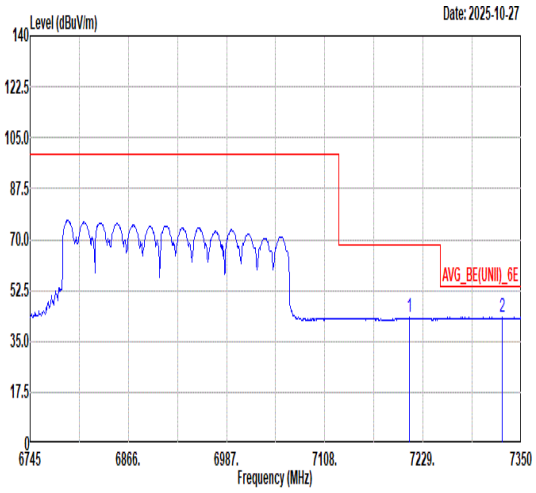 Freq Level Limit Line Margin (dB) Read Level Ant Factor Cable Loss Preamp Factor APos TPos Remark MHz dBuV/m dBuV/m dBuV dB/m dB dB cm deg 1 7212.67 43.06 68.20 -25.14 28.00 36.36 11.84 33.14 216 253 AVERAGE 2 7327.01 43.23 54.00 -10.77 27.91 36.49 12.00 33.17 216 253 AVERAGE	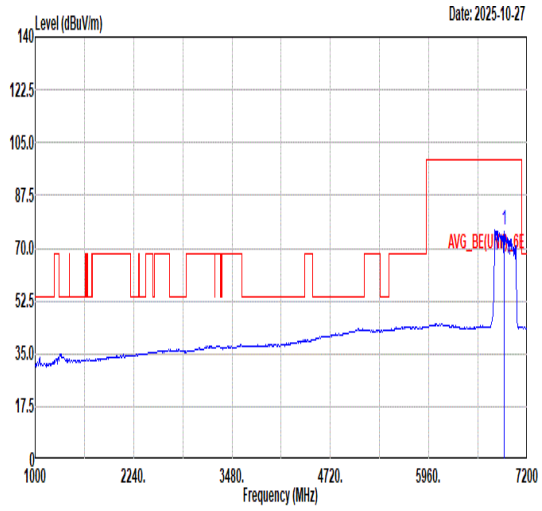 Freq Level Limit Line Margin (dB) Read Level Ant Factor Cable Loss Preamp Factor APos TPos Remark MHz dBuV/m dBuV/m dBuV dB/m dB dB cm deg 1 6905.00 76.31 ------ ------ 61.80 36.27 11.30 33.06 216 253 AVERAGE

Mode	135
	Band Edge
	U-NII-8_6525-7125_802.11be EHT320_CH191_Puncturing 40M_6905MHz
ANT	9+8

Pol. — Vertical

Peak

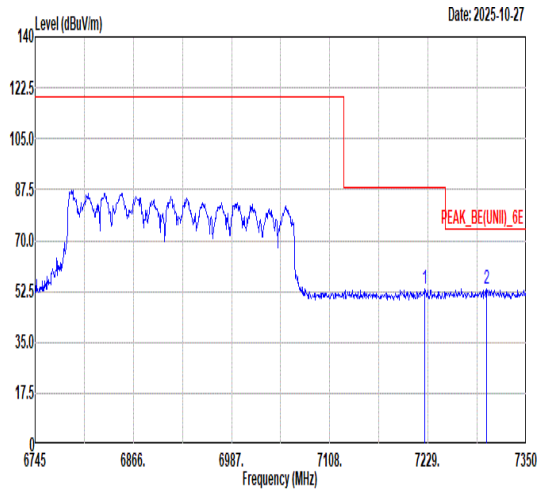

	Freq	Level	Limit Line	Margin (dB)	Read Level	Ant Factor	Cable Loss	Preamp Factor	APos	TPos	Remark
	MHz	dBuV/m	dBuV/m		dBuV	dB/m	dB	dB	cm	deg	
1	7225.37	53.47	88.20	-34.73	38.38	36.37	11.87	33.15	100	355	PEAK
2	7301.60	53.22	74.00	-20.78	37.92	36.46	12.00	33.16	100	355	PEAK

Avg

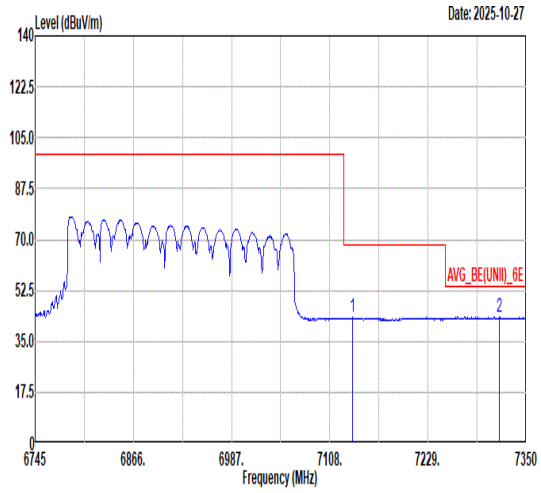

	Freq	Level	Limit Line	Margin (dB)	Read Level	Ant Factor	Cable Loss	Preamp Factor	APos	TPos	Remark
	MHz	dBuV/m	dBuV/m		dBuV	dB/m	dB	dB	cm	deg	
1	7136.44	43.11	68.20	-25.09	28.38	36.26	11.60	33.13	100	355	AVERAGE
2	7316.73	43.35	54.00	-10.65	28.02	36.48	12.01	33.16	100	355	AVERAGE

Pol. — Fundamental

Peak

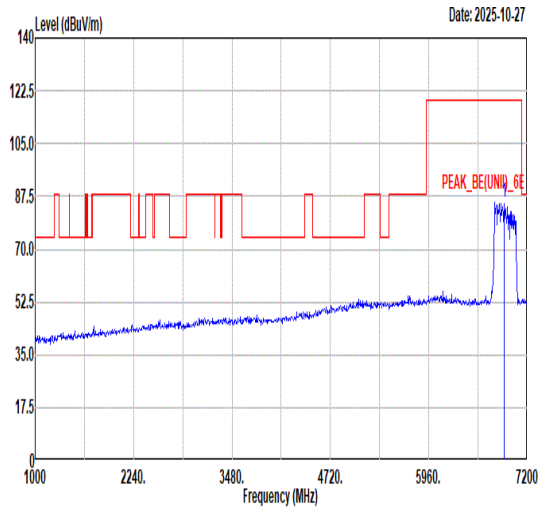

	Freq	Level	Limit Line	Margin (dB)	Read Level	Ant Factor	Cable Loss	Preamp Factor	APos	TPos	Remark
	MHz	dBuV/m	dBuV/m		dBuV	dB/m	dB	dB	cm	deg	
1	6905.00	85.69	------	------	71.18	36.27	11.30	33.06	100	355	PEAK

Avg

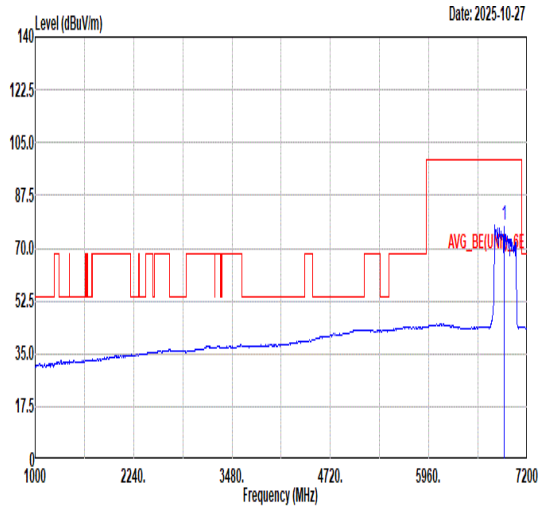

	Freq	Level	Limit Line	Margin (dB)	Read Level	Ant Factor	Cable Loss	Preamp Factor	APos	TPos	Remark
	MHz	dBuV/m	dBuV/m		dBuV	dB/m	dB	dB	cm	deg	
1	6905.00	77.73	------	------	63.22	36.27	11.30	33.06	100	355	AVERAGE

Mode	136	
	LF	
	U-NII-8_6875-7125_802.11be EHT20-LF_CH229_Full RU_7095MHz	
ANT	9+8	
Pol.	Horizontal	Vertical
QP/ Peak	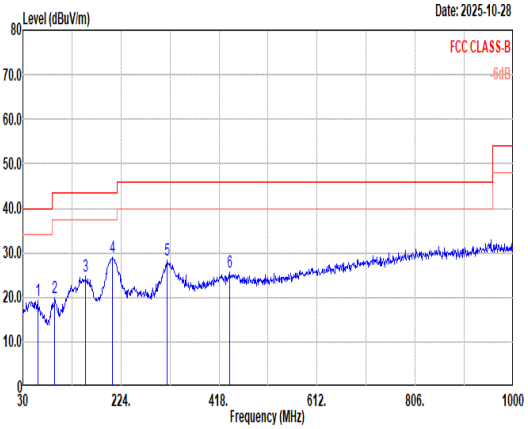	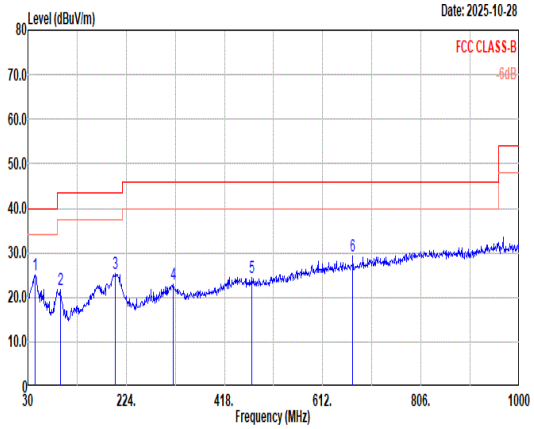

Horizontal:

	Freq	Level	Limit Line	Margin	Read Level	Ant Factor	Cable Loss	Preamp Factor	APos	TPos	Remark
	MHz	dBuV/m	dBuV/m	dB	dBuV	dB/m	dB	dB	cm	deg	
1	59.10	19.29	40.00	-20.71	36.46	12.68	1.41	31.26	---	---	Peak
2	93.05	19.81	43.50	-23.69	33.68	15.64	1.76	31.27	---	---	Peak
3	154.16	24.70	43.50	-18.80	37.11	16.42	2.25	31.08	---	---	Peak
4	207.51	29.09	43.50	-14.41	41.88	15.50	2.61	30.90	---	---	Peak
5	315.18	28.45	46.00	-17.55	36.38	19.74	3.20	30.87	---	---	Peak
6	438.37	25.53	46.00	-20.47	29.71	22.75	3.77	30.70	---	---	Peak

Vertical:

	Freq	Level	Limit Line	Margin	Read Level	Ant Factor	Cable Loss	Preamp Factor	APos	TPos	Remark
	MHz	dBuV/m	dBuV/m	dB	dBuV	dB/m	dB	dB	cm	deg	
1	43.58	25.12	40.00	-14.88	38.06	17.04	1.22	31.20	---	---	Peak
2	94.02	21.72	43.50	-21.78	35.39	15.82	1.77	31.26	---	---	Peak
3	202.66	25.21	43.50	-18.29	38.02	15.50	2.59	30.90	---	---	Peak
4	317.12	22.93	46.00	-23.07	30.81	19.78	3.21	30.87	---	---	Peak
5	471.35	24.44	46.00	-21.56	27.93	23.30	3.91	30.70	---	---	Peak
6	671.17	29.37	46.00	-16.63	30.38	25.20	4.65	30.86	---	---	Peak

Co-location:

Mode	143	
Mode	Band Edge	
Mode	U-NII-8_6875-7125_802.11ax HE20_CH229_Full RU_7095MHz+Band48	
ANT	9+8/9	
Pol.	Horizontal	Fundamental
Peak	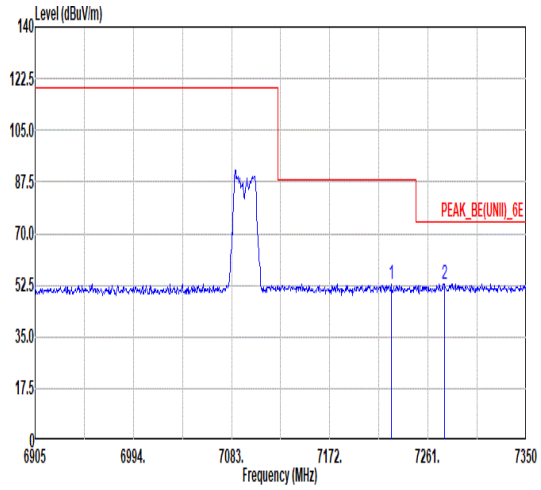 Freq Level Limit Line Margin Read Level Ant Factor Cable Loss Preamp Factor APos TPos Remark MHz dBuV/m dBuV/m dB dBuV dB/m dB dB cm deg 1 7227.63 52.94 88.20 -35.26 37.85 36.37 11.87 33.15 207 239 PEAK 2 7275.69 52.94 74.00 -21.06 37.72 36.43 11.95 33.16 207 239 PEAK	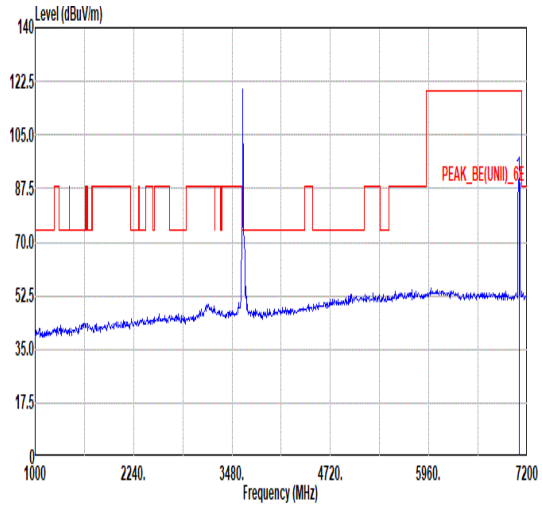 Freq Level Limit Line Margin Read Level Ant Factor Cable Loss Preamp Factor APos TPos Remark MHz dBuV/m dBuV/m dB dBuV dB/m dB dB cm deg 1 7095.00 91.18 ------ ------ 82.90 32.33 8.63 32.68 207 239 PEAK
Avg	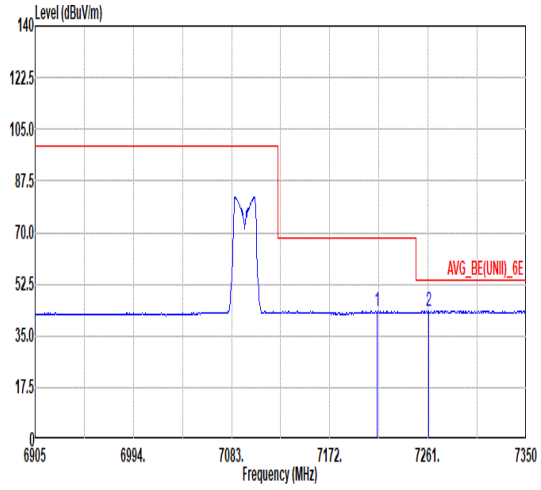 Freq Level Limit Line Margin Read Level Ant Factor Cable Loss Preamp Factor APos TPos Remark MHz dBuV/m dBuV/m dB dBuV dB/m dB dB cm deg 1 7214.72 43.43 68.20 -24.77 28.36 36.36 11.85 33.14 207 239 AVERAGE 2 7261.89 43.51 54.00 -10.49 28.32 36.41 11.93 33.15 207 239 AVERAGE	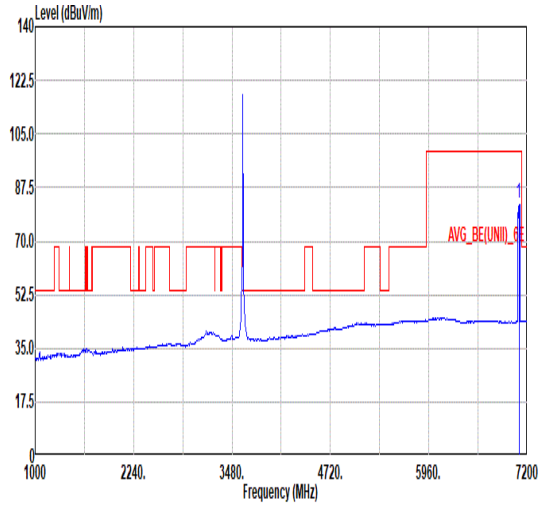 Freq Level Limit Line Margin Read Level Ant Factor Cable Loss Preamp Factor APos TPos Remark MHz dBuV/m dBuV/m dB dBuV dB/m dB dB cm deg 1 7095.00 82.66 ------ ------ 74.38 32.33 8.63 32.68 207 239 AVERAGE

Mode	143	
Mode	Band Edge	
Mode	U-NII-8_6875-7125_802.11ax HE20_CH229_Full RU_7095MHz+Band48	
ANT	9+8/9	
Pol.	Vertical	Fundamental
Peak	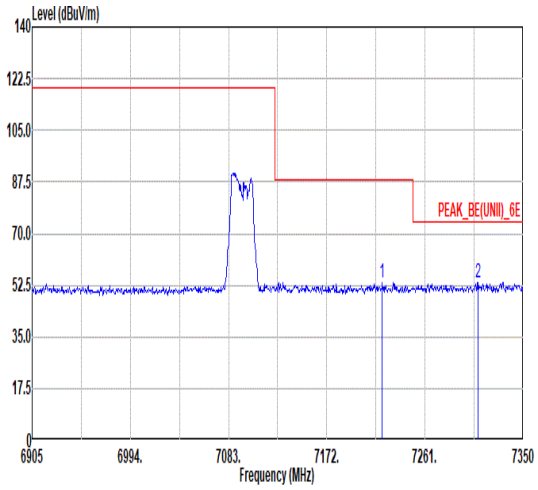 Freq Level Limit Line Margin Read Level Ant Factor Cable Loss Preamp Factor APos TPos Remark MHz dBuV/m dBuV/m dB dBuV dB/m dB dB cm deg 1 7222.29 53.61 88.20 -34.59 38.52 36.37 11.86 33.14 230 338 PEAK 2 7309.06 53.44 74.00 -20.56 38.12 36.47 12.01 33.16 230 338 PEAK	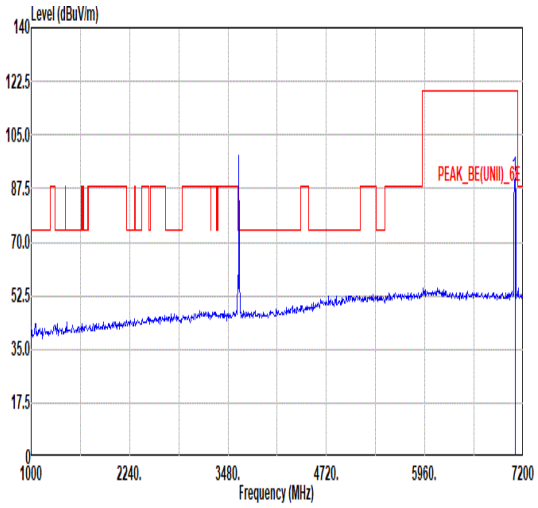 Freq Level Limit Line Margin Read Level Ant Factor Cable Loss Preamp Factor APos TPos Remark MHz dBuV/m dBuV/m dB dBuV dB/m dB dB cm deg 1 7095.00 91.51 ------ ------ 83.23 32.33 8.63 32.68 230 338 PEAK
Avg	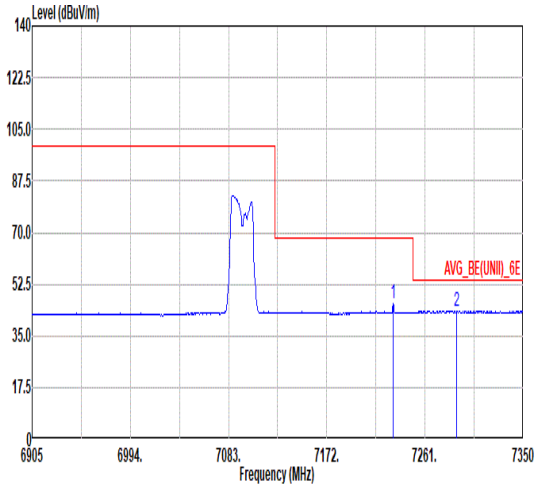 Freq Level Limit Line Margin Read Level Ant Factor Cable Loss Preamp Factor APos TPos Remark MHz dBuV/m dBuV/m dB dBuV dB/m dB dB cm deg 1 7232.08 45.87 68.20 -22.33 30.76 36.38 11.88 33.15 230 338 AVERAGE 2 7289.93 43.37 54.00 -10.63 28.10 36.45 11.98 33.16 230 338 AVERAGE	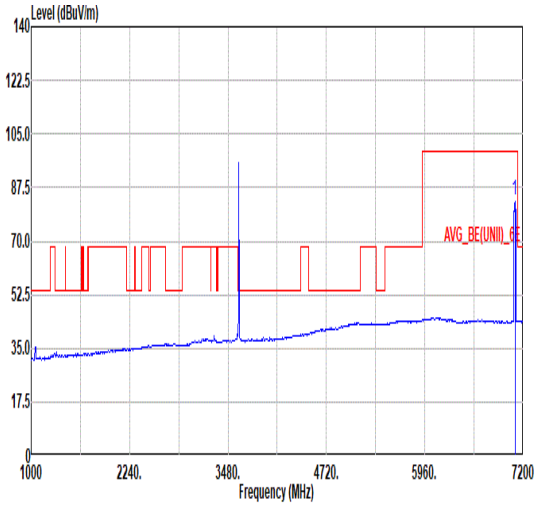 Freq Level Limit Line Margin Read Level Ant Factor Cable Loss Preamp Factor APos TPos Remark MHz dBuV/m dBuV/m dB dBuV dB/m dB dB cm deg 1 7095.00 83.44 ------ ------ 75.16 32.33 8.63 32.68 230 338 AVERAGE

Mode	143	
	Harmonic	
	U-NII-8_6875-7125_802.11ax HE20_CH229_Full RU_7095MHz+Band48	
ANT	9+8/9	
Pol.	Horizontal	Vertical
Peak Avg	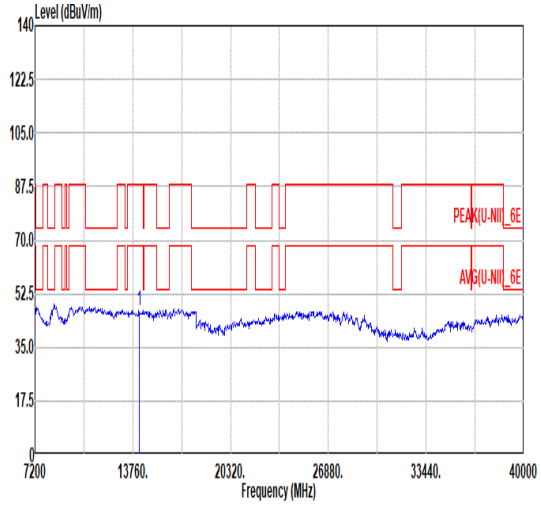 Freq Level Limit Line Margin Read Level Ant Factor Cable Loss Preamp Factor APos TPos Remark MHz dBuV/m dBuV/m dB dBuV dB/m dB dB cm deg 1 14190.00 47.20 88.20 -41.00 42.74 39.81 16.64 51.99 --- --- Peak	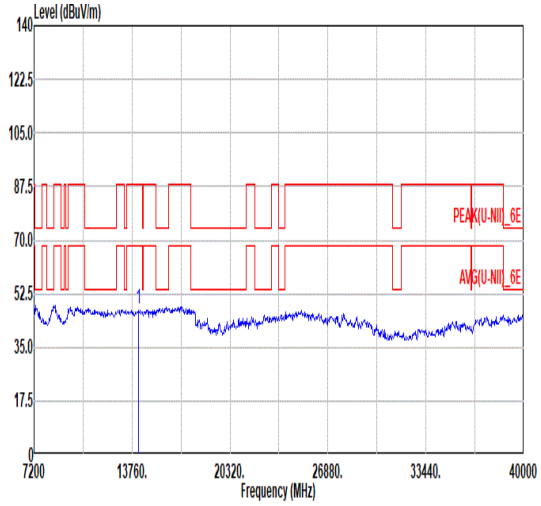 Freq Level Limit Line Margin Read Level Ant Factor Cable Loss Preamp Factor APos TPos Remark MHz dBuV/m dBuV/m dB dBuV dB/m dB dB cm deg 1 14190.00 47.30 88.20 -40.90 42.84 39.81 16.64 51.99 --- --- Peak

Mode	144	
	Band Edge	
	U-NII-8_6875-7125_802.11ax HE20_CH229_Full RU_7095MHz+ Bluetooth-LE_CH39_2480MHz +Band48	
ANT	9+8/13/9	
Pol.	Horizontal	Fundamental
Peak	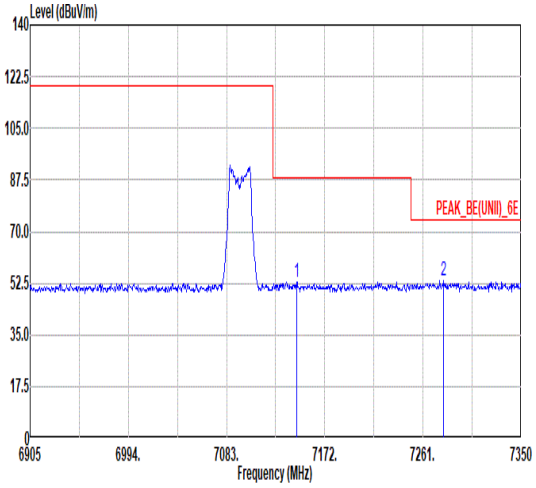 Freq Level Limit Line Margin Read Level Ant Factor Cable Loss Preamp Factor APos TPos Remark MHz dBuV/m dBuV/m dB dBuV dB/m dB dB cm deg 1 7146.64 53.03 88.20 -35.17 38.24 36.28 11.64 33.13 207 241 PEAK 2 7279.69 53.58 74.00 -20.42 38.34 36.44 11.96 33.16 207 241 PEAK	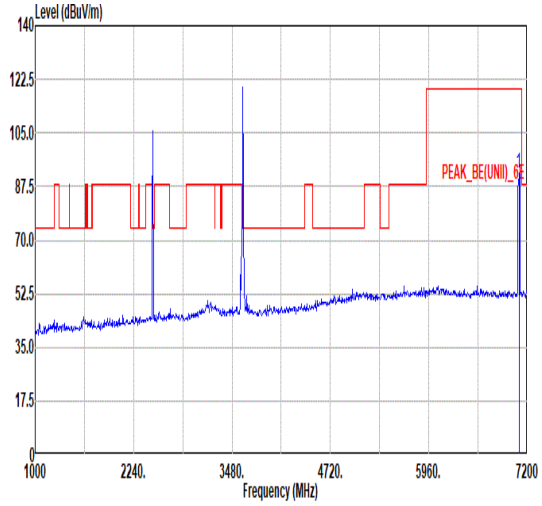 Freq Level Limit Line Margin Read Level Ant Factor Cable Loss Preamp Factor APos TPos Remark MHz dBuV/m dBuV/m dB dBuV dB/m dB dB cm deg 1 7095.00 92.09 ------ ------ 83.81 32.33 8.63 32.68 207 241 PEAK
Avg	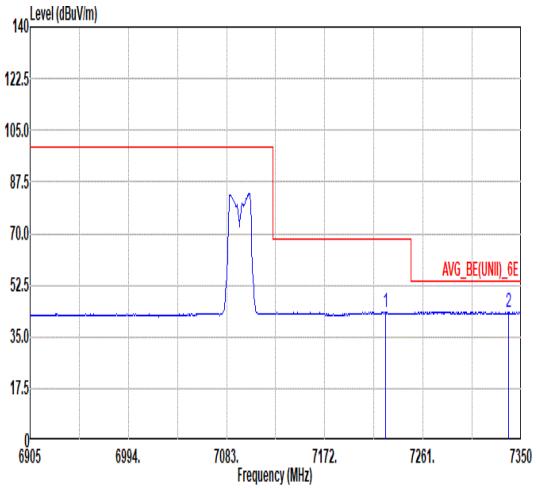 Freq Level Limit Line Margin Read Level Ant Factor Cable Loss Preamp Factor APos TPos Remark MHz dBuV/m dBuV/m dB dBuV dB/m dB dB cm deg 1 7227.18 43.29 68.20 -24.91 28.20 36.37 11.87 33.15 207 241 AVERAGE 2 7338.43 43.40 54.00 -10.60 28.06 36.51 12.00 33.17 207 241 AVERAGE	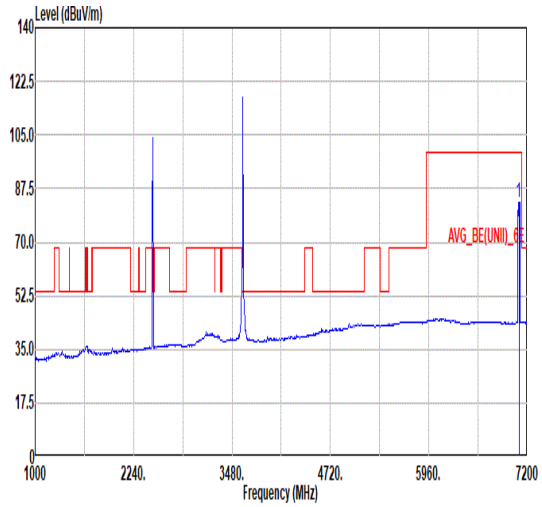 Freq Level Limit Line Margin Read Level Ant Factor Cable Loss Preamp Factor APos TPos Remark MHz dBuV/m dBuV/m dB dBuV dB/m dB dB cm deg 1 7095.00 83.09 ------ ------ 74.81 32.33 8.63 32.68 207 241 AVERAGE

Mode	144	
	Band Edge	
	U-NII-8_6875-7125_802.11ax HE20_CH229_Full RU_7095MHz+ Bluetooth-LE_CH39_2480MHz +Band48	
ANT	9+8/13/9	
Pol.	Vertical	Fundamental
Peak	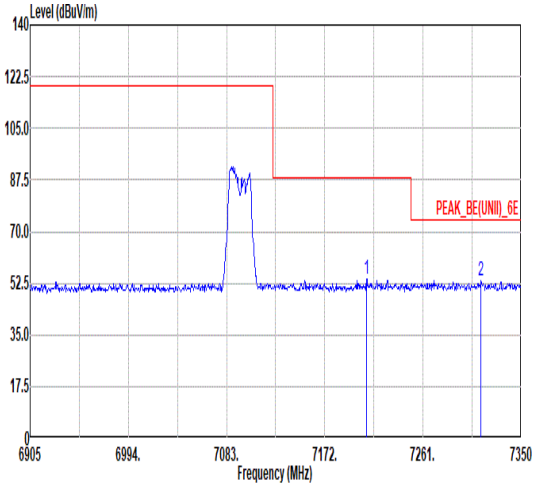 Freq Level Limit Line Margin Read Level Ant Factor Cable Loss Preamp Factor APos TPos Remark MHz dBuV/m dBuV/m dB dBuV dB/m dB dB cm deg 1 7209.83 54.01 88.20 -34.19 38.96 36.35 11.84 33.14 230 338 PEAK 2 7313.51 53.31 74.00 -20.69 37.98 36.48 12.01 33.16 230 338 PEAK	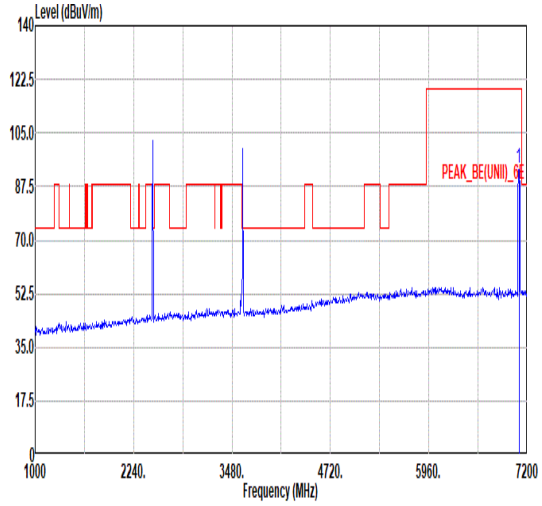 Freq Level Limit Line Margin Read Level Ant Factor Cable Loss Preamp Factor APos TPos Remark MHz dBuV/m dBuV/m dB dBuV dB/m dB dB cm deg 1 7095.00 93.51 ------ ------ 88.66 30.49 6.97 32.61 230 338 PEAK
Avg	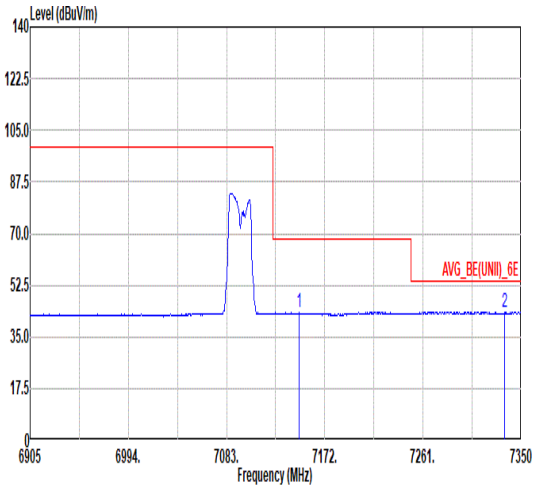 Freq Level Limit Line Margin Read Level Ant Factor Cable Loss Preamp Factor APos TPos Remark MHz dBuV/m dBuV/m dB dBuV dB/m dB dB cm deg 1 7148.86 43.37 68.20 -24.83 28.58 36.28 11.64 33.13 230 338 AVERAGE 2 7334.87 43.49 54.00 -10.51 28.16 36.50 12.00 33.17 230 338 AVERAGE	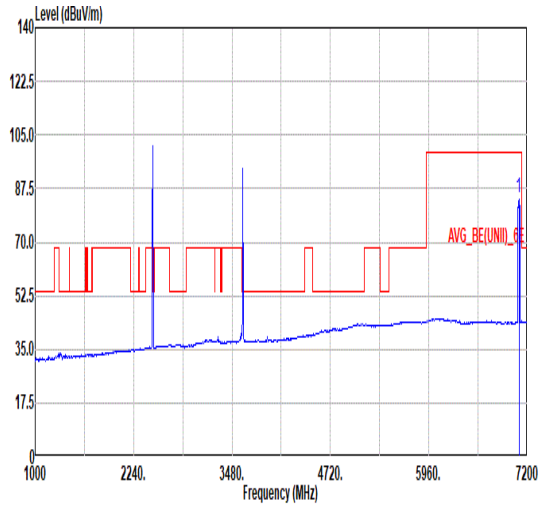 Freq Level Limit Line Margin Read Level Ant Factor Cable Loss Preamp Factor APos TPos Remark MHz dBuV/m dBuV/m dB dBuV dB/m dB dB cm deg 1 7095.00 84.29 ------ ------ 79.44 30.49 6.97 32.61 230 338 AVERAGE

Mode	144	
	Band Edge	
	U-NII-8_6875-7125_802.11ax HE20_CH229_Full RU_7095MHz+ Bluetooth-LE_CH39_2480MHz +Band48	
ANT	9+8/13/9	
Pol.	Horizontal	Fundamental
Peak	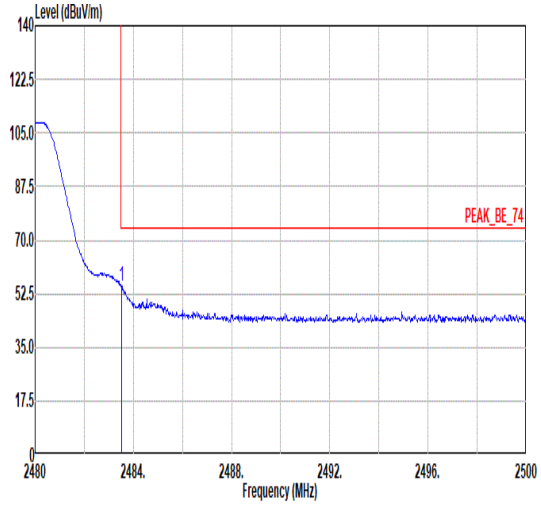 Freq Level Limit Line Margin Read Level Ant Factor Cable Loss Preamp Factor APos TPos Remark MHz dBuV/m dBuV/m dB dBuV dB/m dB dB cm deg 1 2483.52 54.93 74.00 -19.07 50.07 30.49 6.98 32.61 392 31 PEAK	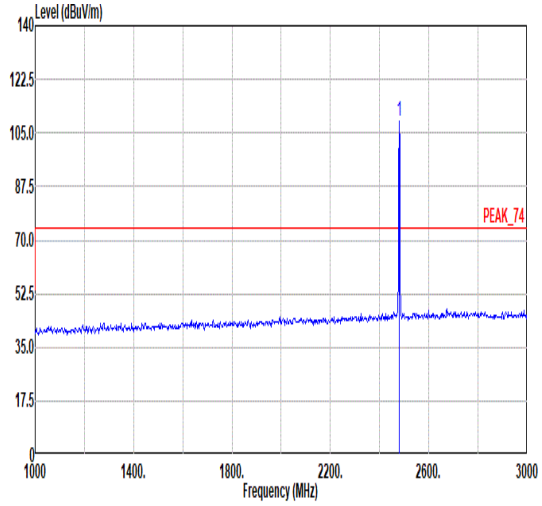 Freq Level Limit Line Margin Read Level Ant Factor Cable Loss Preamp Factor APos TPos Remark MHz dBuV/m dBuV/m dB dBuV dB/m dB dB cm deg 1 2480.00 108.90 ------ ------ 104.06 30.48 6.97 32.61 392 31 PEAK
Avg	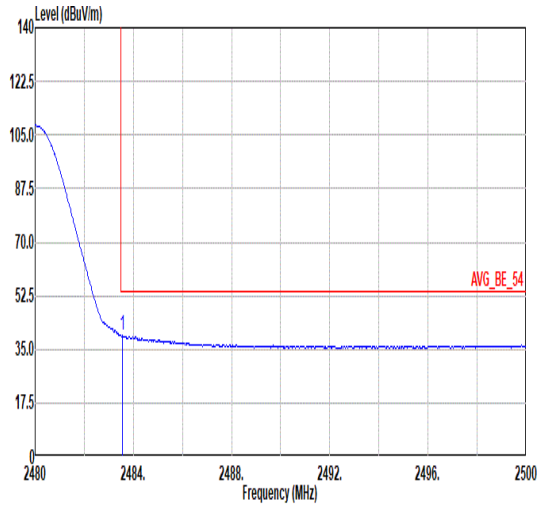 Freq Level Limit Line Margin Read Level Ant Factor Cable Loss Preamp Factor APos TPos Remark MHz dBuV/m dBuV/m dB dBuV dB/m dB dB cm deg 1 2483.54 39.38 54.00 -14.62 34.52 30.49 6.98 32.61 392 31 AVERAGE	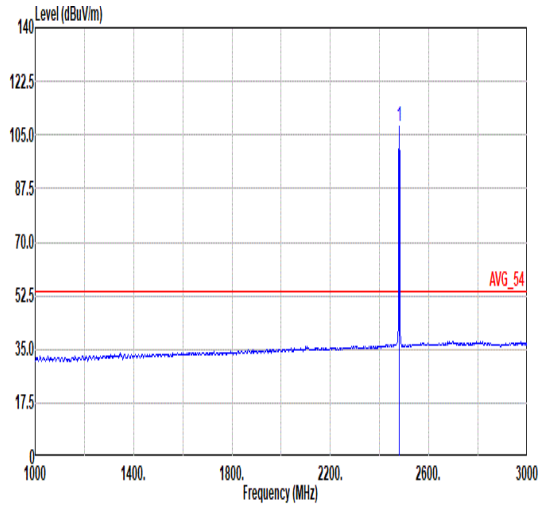 Freq Level Limit Line Margin Read Level Ant Factor Cable Loss Preamp Factor APos TPos Remark MHz dBuV/m dBuV/m dB dBuV dB/m dB dB cm deg 1 2480.00 107.92 ------ ------ 103.08 30.48 6.97 32.61 392 31 AVERAGE

Mode	144	
	Band Edge	
	U-NII-8_6875-7125_802.11ax HE20_CH229_Full RU_7095MHz+ Bluetooth-LE_CH39_2480MHz +Band48	
ANT	9+8/13/9	
Pol.	Vertical	Fundamental
Peak	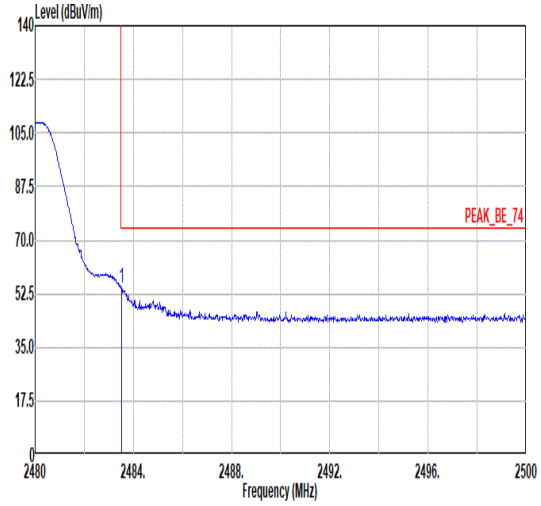 Freq Level Limit Line Margin Read Level Ant Factor Cable Loss Preamp Factor APos TPos Remark MHz dBuV/m dBuV/m dB dBuV dB/m dB dB cm deg 1 2483.52 54.35 74.00 -19.65 49.49 30.49 6.98 32.61 265 69 PEAK	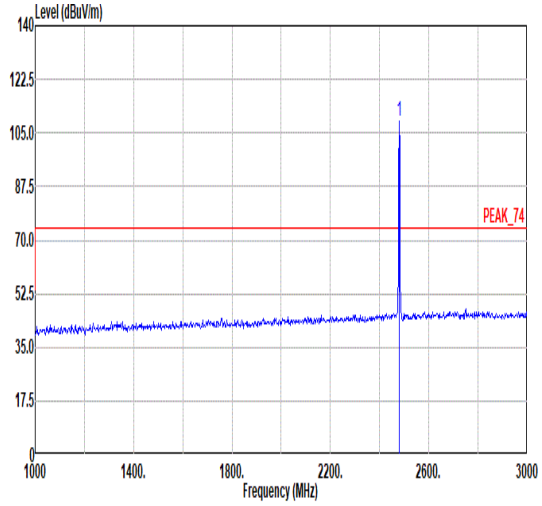 Freq Level Limit Line Margin Read Level Ant Factor Cable Loss Preamp Factor APos TPos Remark MHz dBuV/m dBuV/m dB dBuV dB/m dB dB cm deg 1 2480.00 108.75 ------ ------ 103.91 30.48 6.97 32.61 265 69 PEAK
Avg	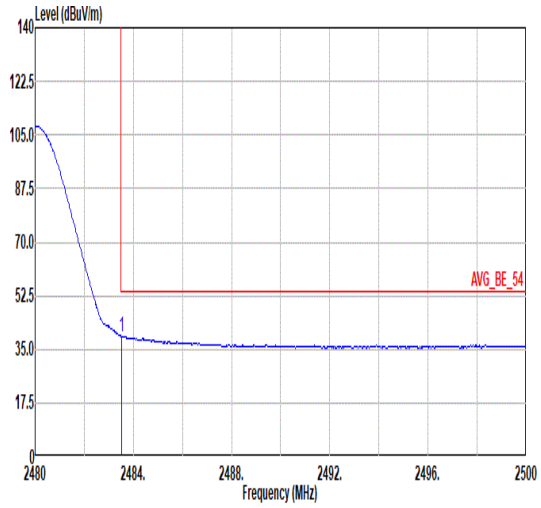 Freq Level Limit Line Margin Read Level Ant Factor Cable Loss Preamp Factor APos TPos Remark MHz dBuV/m dBuV/m dB dBuV dB/m dB dB cm deg 1 2483.52 39.34 54.00 -14.66 34.48 30.49 6.98 32.61 265 69 AVERAGE	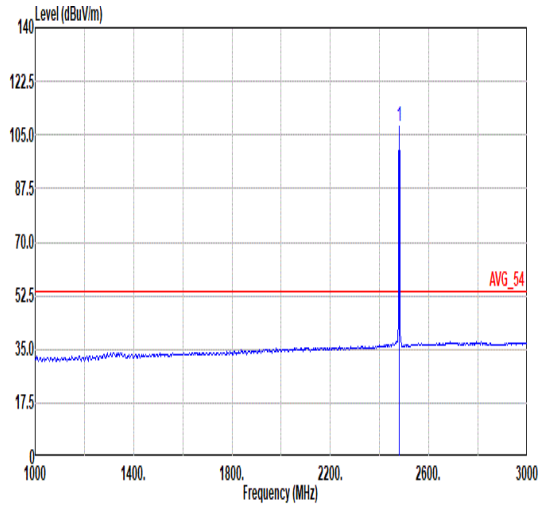 Freq Level Limit Line Margin Read Level Ant Factor Cable Loss Preamp Factor APos TPos Remark MHz dBuV/m dBuV/m dB dBuV dB/m dB dB cm deg 1 2480.00 107.83 ------ ------ 102.99 30.48 6.97 32.61 265 69 AVERAGE

Mode	144	
	Harmonic	
	U-NII-8_6875-7125_802.11ax HE20_CH229_Full RU_7095MHz+ Bluetooth-LE_CH39_2480MHz +Band48	
ANT	9+8/13/9	
Pol.	Horizontal	Vertical
Peak Avg	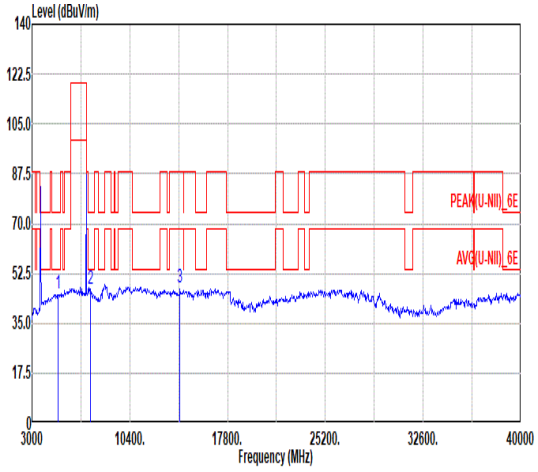 Freq Level Limit Line Margin Read Level Ant Factor Cable Loss Preamp Factor APos TPos Remark MHz dBuV/m dBuV/m dB dBuV dB/m dB dB cm deg 1 4960.00 45.28 74.00 -28.72 51.91 35.71 10.34 52.68 --- --- Peak 2 7440.00 46.94 74.00 -27.06 50.59 36.63 12.00 52.28 --- --- Peak 3 14190.00 47.32 88.20 -40.88 42.86 39.81 16.64 51.99 --- --- Peak	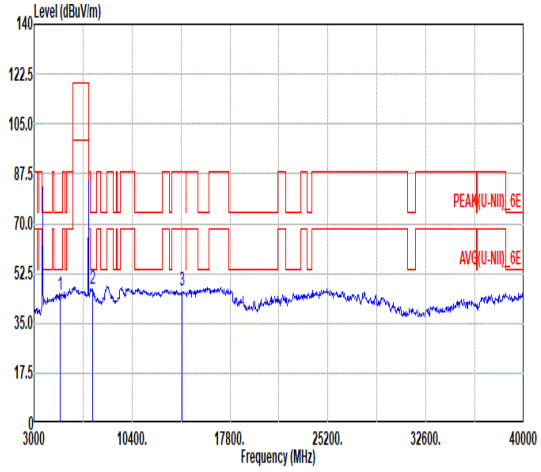 Freq Level Limit Line Margin Read Level Ant Factor Cable Loss Preamp Factor APos TPos Remark MHz dBuV/m dBuV/m dB dBuV dB/m dB dB cm deg 1 4960.00 45.08 74.00 -28.92 51.71 35.71 10.34 52.68 --- --- Peak 2 7440.00 46.89 74.00 -27.11 50.54 36.63 12.00 52.28 --- --- Peak 3 14190.00 46.67 88.20 -41.53 42.21 39.81 16.64 51.99 --- --- Peak

Remark: All signals exceeding the limit are fundamental frequency signals and can be ignored.

Appendix D. Duty Cycle Plots

Band	ANT	Duty Cycle(%)	T(ms)	1/T(kHz)	VBW Setting
802.11a	9+8	99.05	-	-	10Hz
802.11ax HE20	9+8	99.82	-	-	10Hz
802.11ax HE40	9+8	99.63	-	-	10Hz
802.11ax HE80	9+8	99.82	-	-	10Hz
802.11ax HE160	9+8	99.82	-	-	10Hz
802.11be EHT20	9+8	99.63	-	-	10Hz
802.11be EHT40	9+8	99.63	-	-	10Hz
802.11be EHT80	9+8	99.63	-	-	10Hz
802.11be EHT160	9+8	99.63	-	-	10Hz
802.11be EHT320	9+8	99.63	-	-	10Hz
802.11be EHT20 Small RU	9+8	99.31	-	-	10Hz
802.11be EHT80 Large RU	9+8	96.61	0.57	1.754	3KHz
802.11be EHT160 Large RU	9+8	96.08	0.49	2.041	3KHz
802.11be EHT320 Large RU	9+8	92.06	0.58	1.724	3KHz
802.11be EHT80 Puncturing	9+8	99.82	-	-	10Hz
802.11be EHT160 Puncturing	9+8	99.63	-	-	10Hz
802.11be EHT320 Puncturing	9+8	99.82	-	-	10Hz