11BE20MIMO_Ant13_2412_106+26_OFDMA_1_30~1000

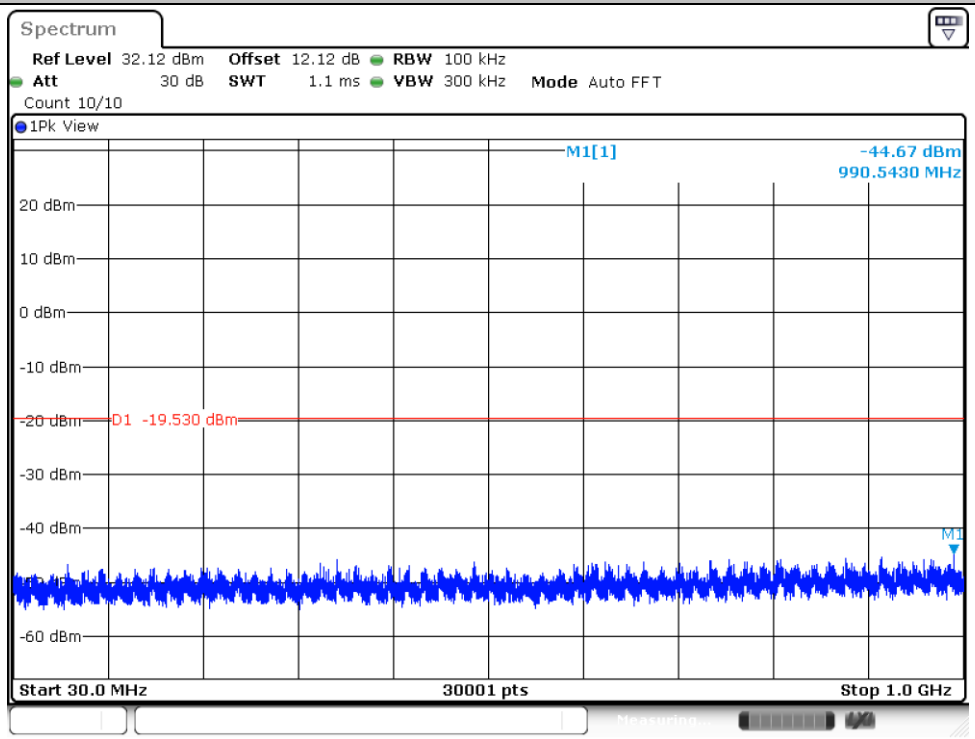

Date: 11.NOV.2025 21:11:41

11BE20MIMO_Ant13_2412_106+26_OFDMA_1_1000~26500

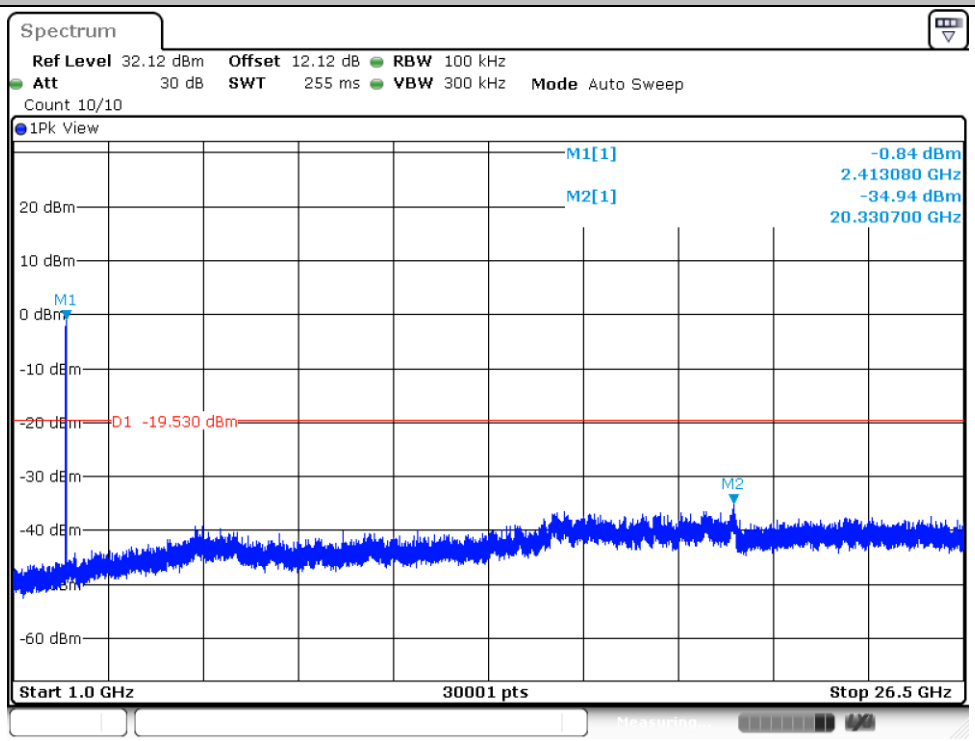

Date: 11.NOV.2025 21:12:03

11BE20MIMO_Ant6_2412_52+26_OFDMA_1_30~1000

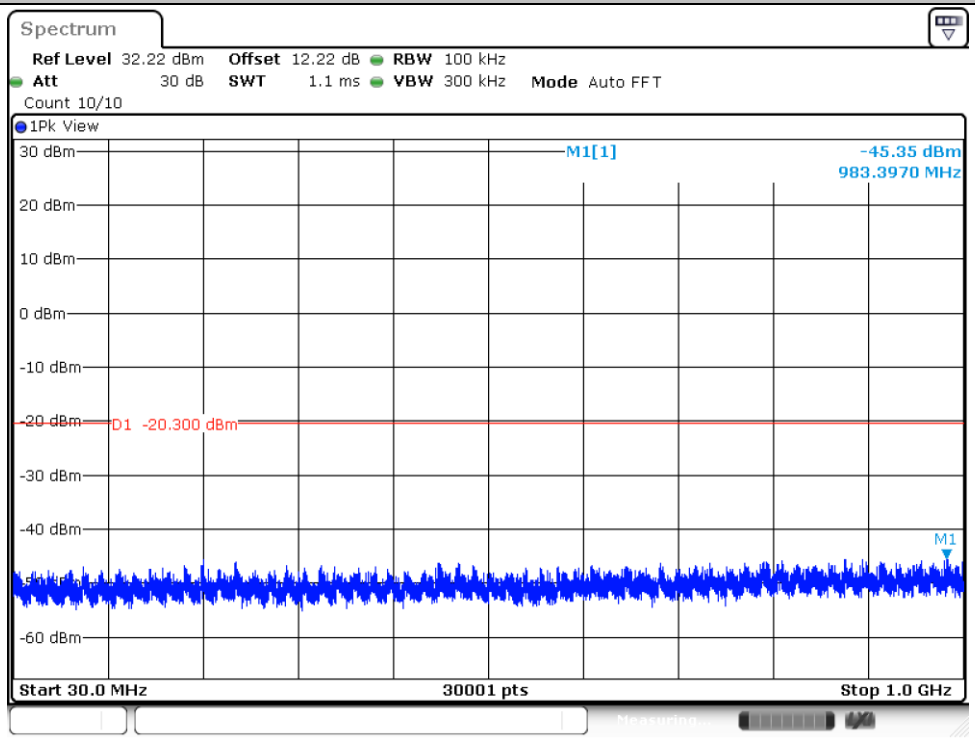

Date: 11.NOV.2025 21:10:50

11BE20MIMO_Ant6_2412_52+26_OFDMA_1_1000~26500

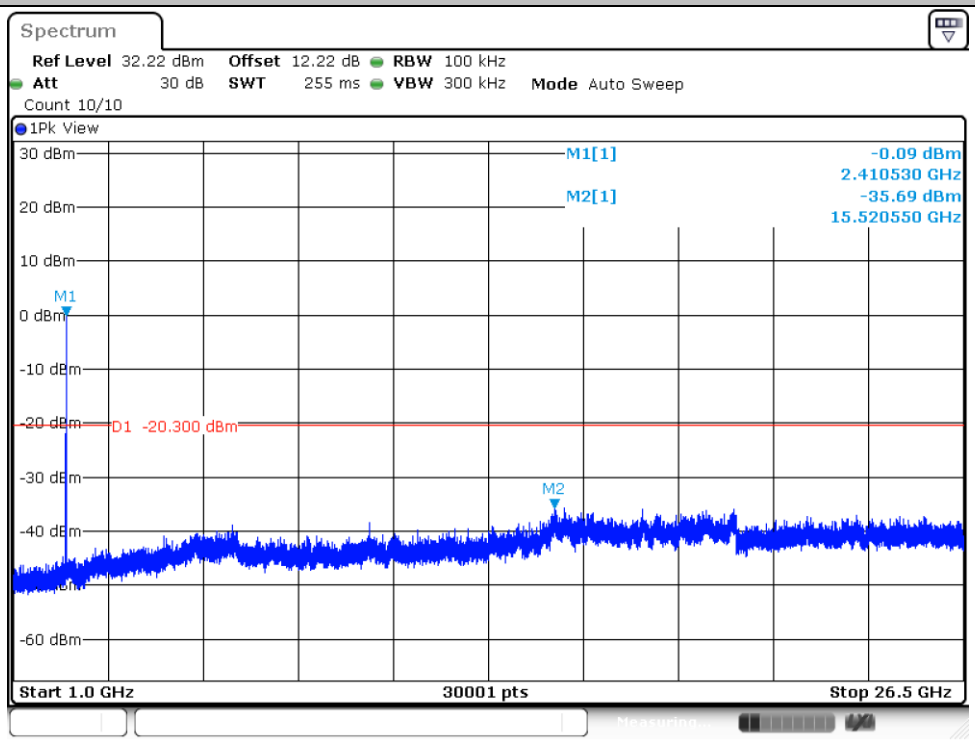

Date: 11.NOV.2025 21:11:12

11BE20MIMO_Ant6_2412_106+26_OFDMA_1_30~1000

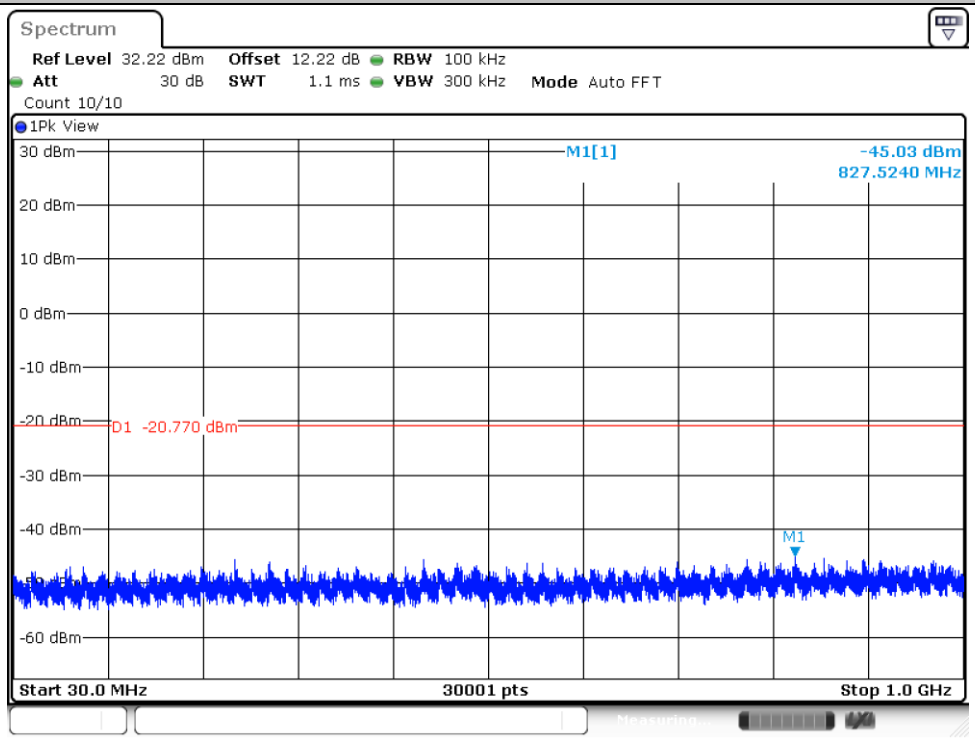

Date: 11.NOV.2025 21:14:27

11BE20MIMO_Ant6_2412_106+26_OFDMA_1_1000~26500

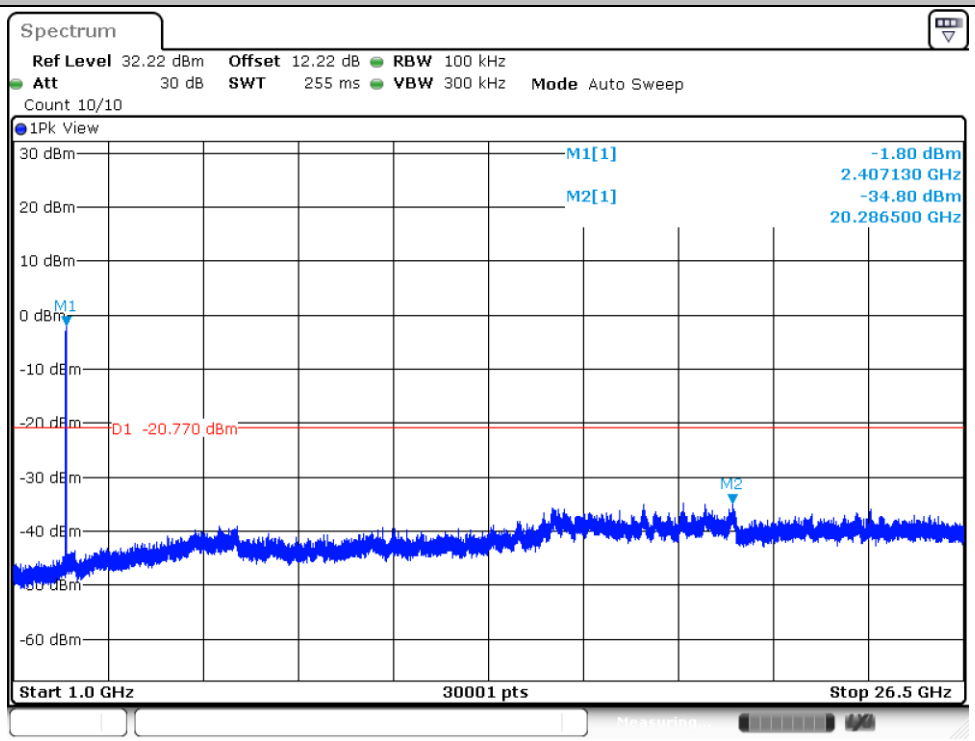

Date: 11.NOV.2025 21:15:38

11BE20MIMO_Ant13_2462_52+26_OFDMA_3_30~1000

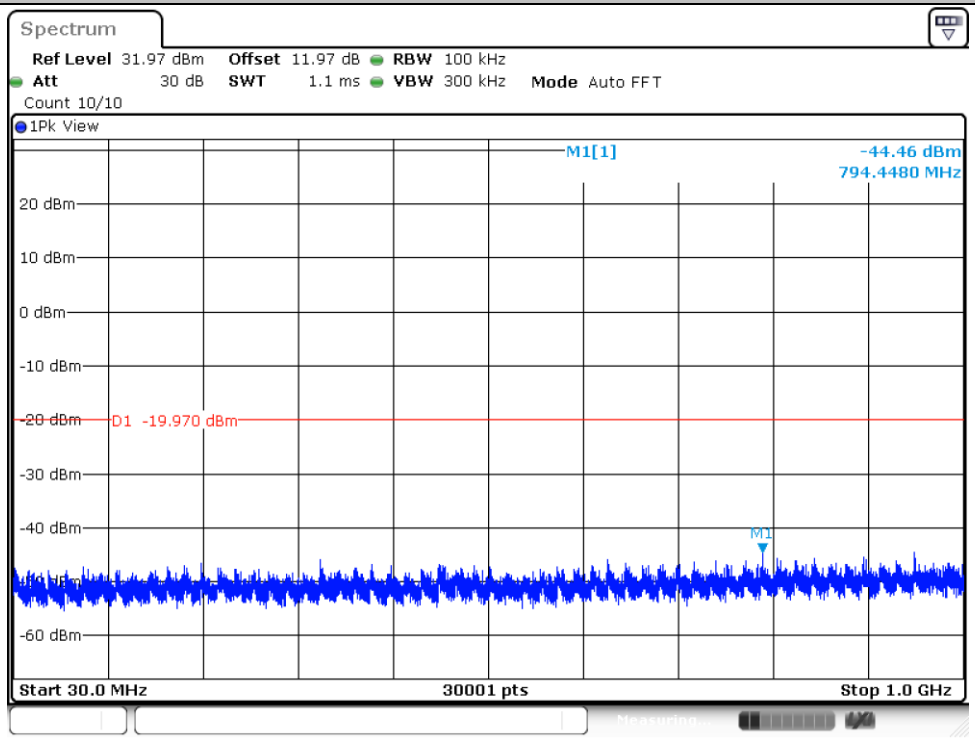

Date: 11.NOV.2025 21:16:30

11BE20MIMO_Ant13_2462_52+26_OFDMA_3_1000~26500

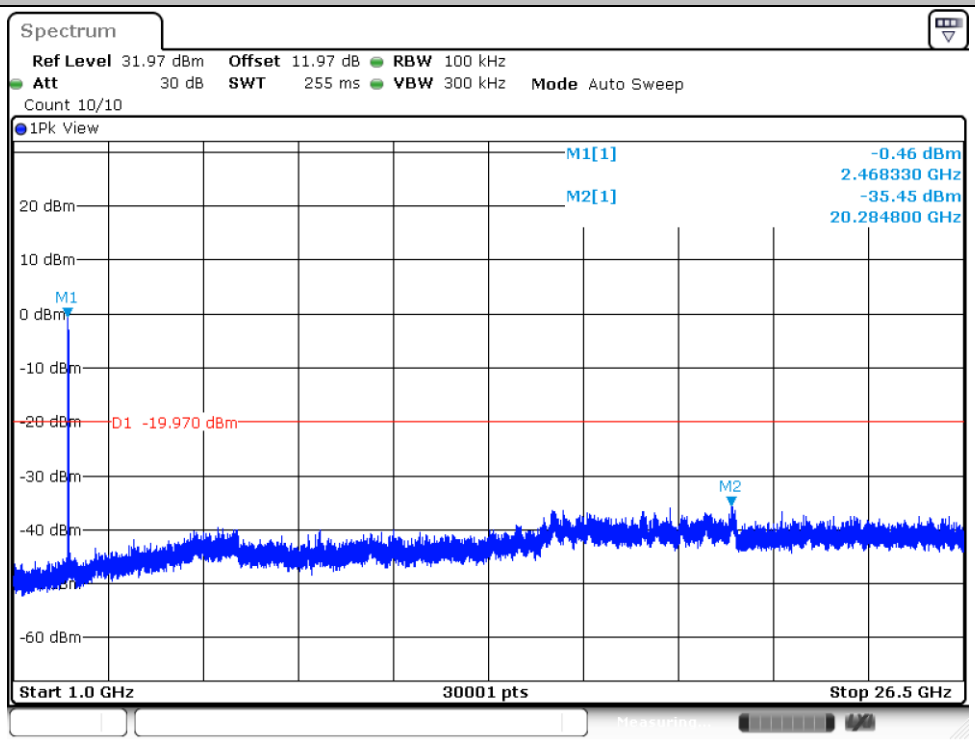

Date: 11.NOV.2025 21:16:52

11BE20MIMO_Ant13_2462_106+26_OFDMA_2_30~1000

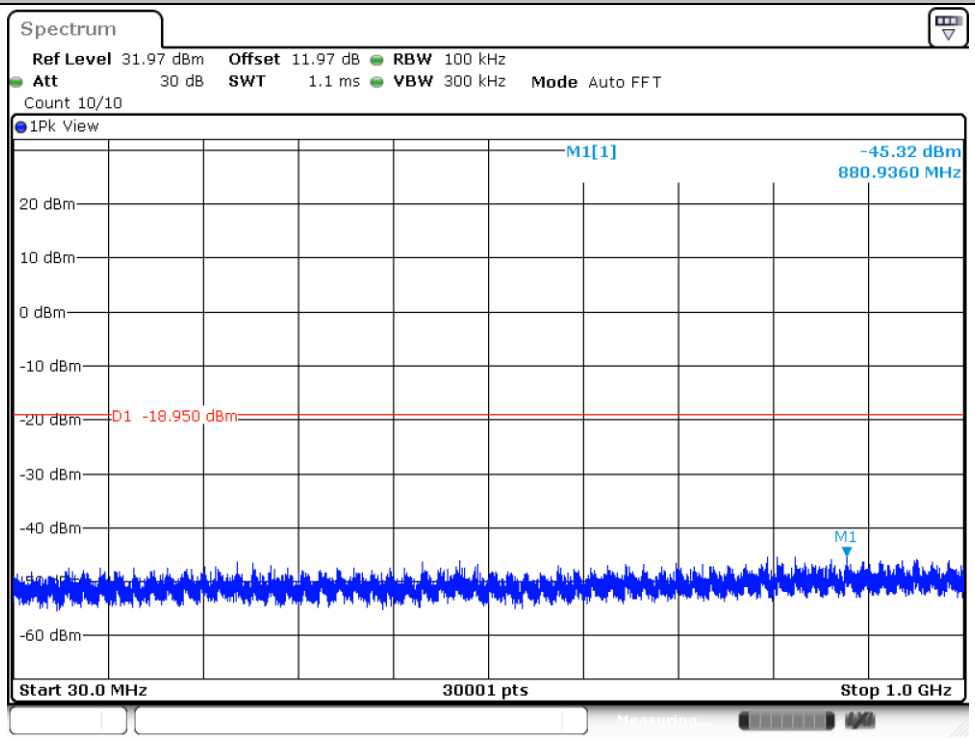

Date: 11.NOV.2025 21:18:42

11BE20MIMO_Ant13_2462_106+26_OFDMA_2_1000~26500

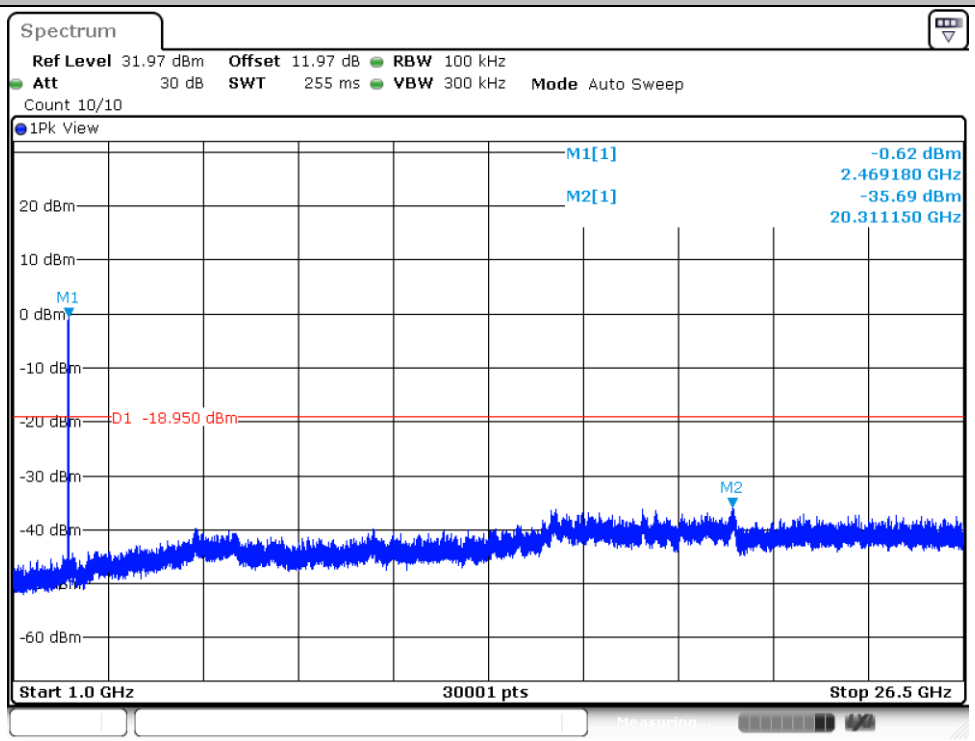

Date: 11.NOV.2025 21:19:04

11BE20MIMO_Ant6_2462_52+26_OFDMA_3_30~1000

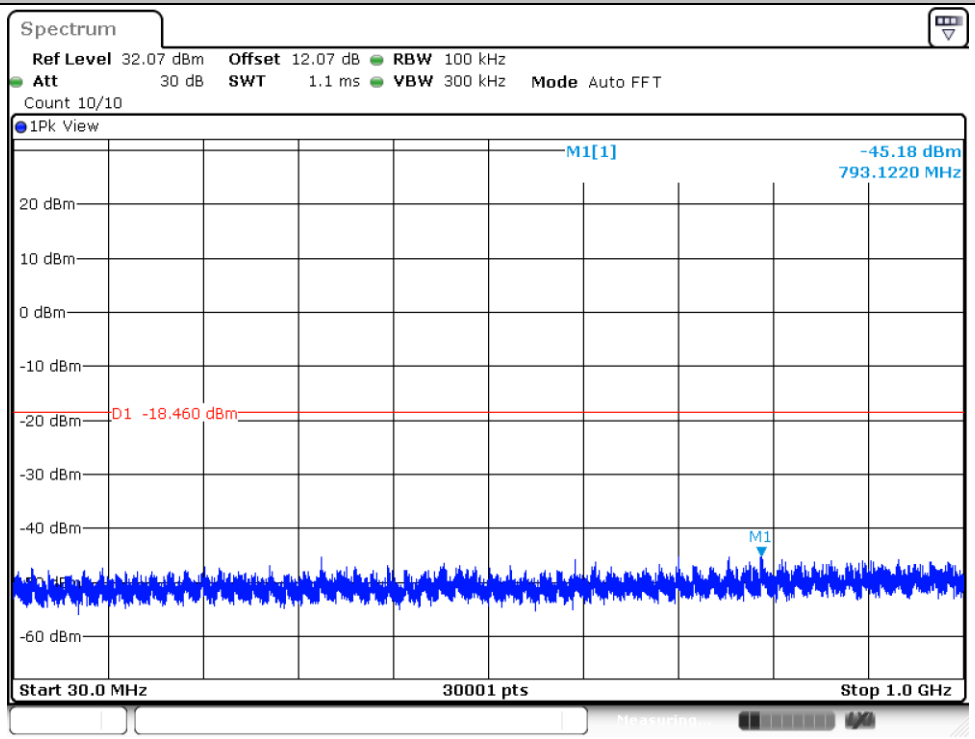

Date: 11.NOV.2025 21:17:03

11BE20MIMO_Ant6_2462_52+26_OFDMA_3_1000~26500

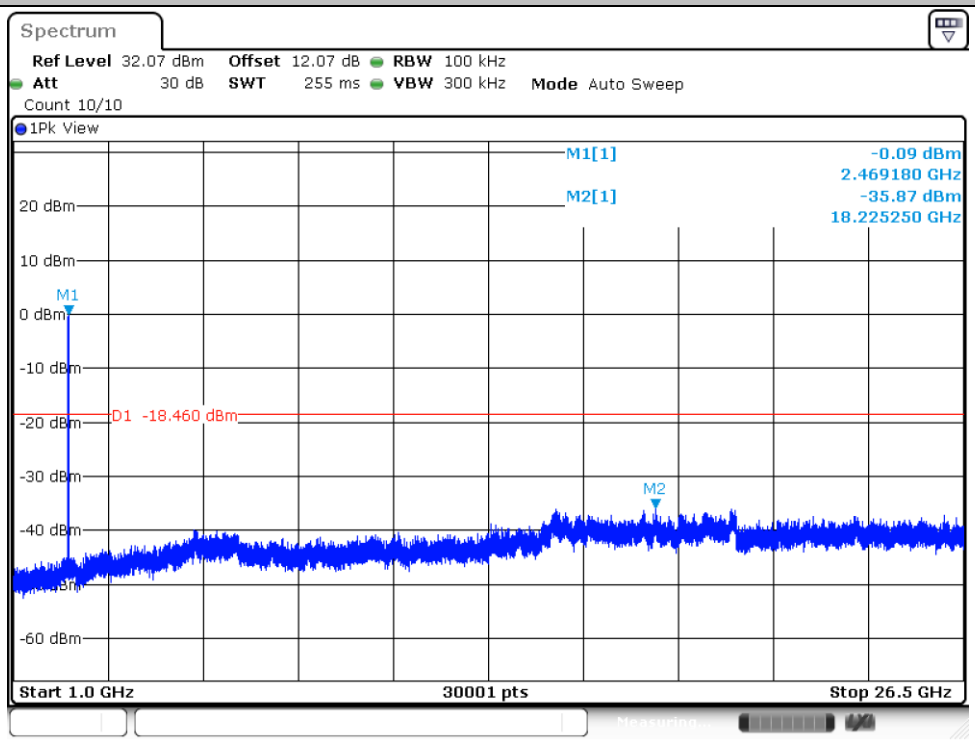

Date: 11.NOV.2025 21:17:25

11BE20MIMO_Ant6_2462_106+26_OFDMA_2_30~1000

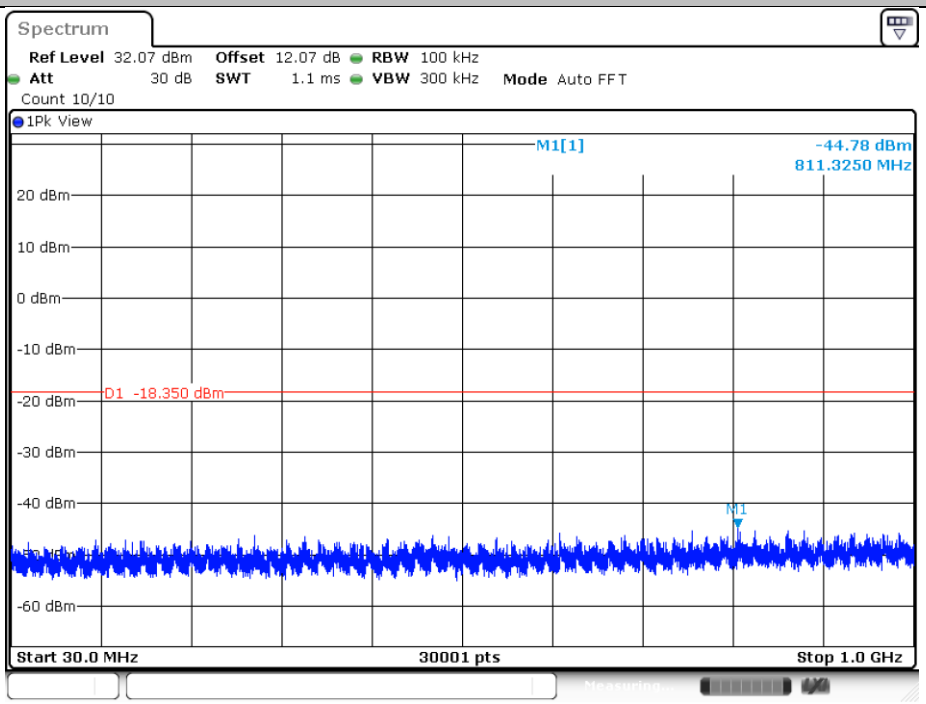

Date: 11.NOV.2025 21:19:15

11BE20MIMO_Ant6_2462_106+26_OFDMA_2_1000~26500

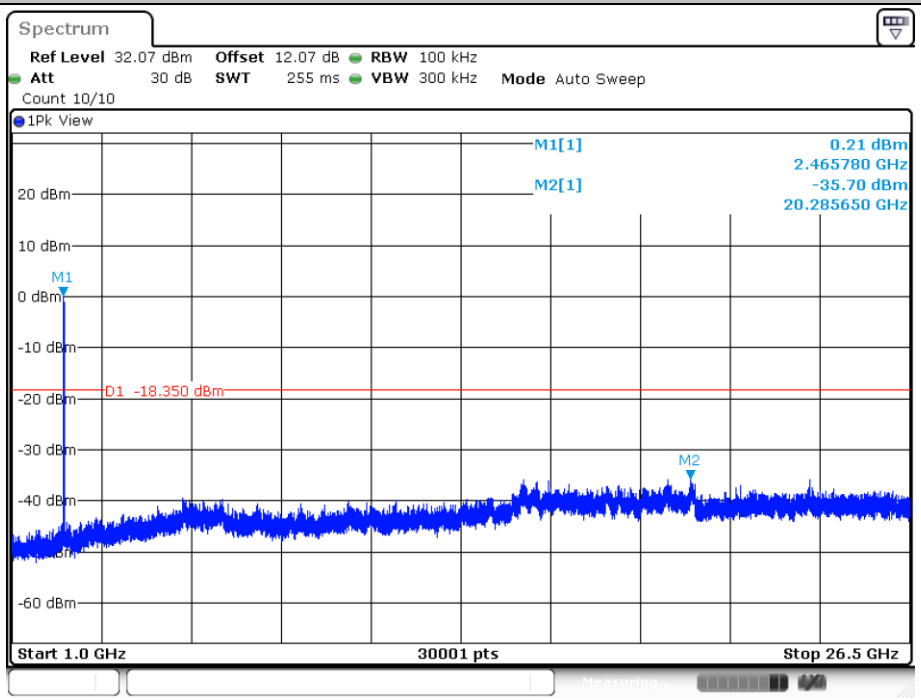

Date: 11.NOV.2025 21:19:37

Appendix B. AC Conducted Emission Test Results

Test Engineer :	Nathon	**Temperature :**	22~24℃
		Relative Humidity :	44~50%
Test Voltage :	120Vac / 60Hz	**Phase :**	Line
Remark :	All emissions not reported here are more than 10 dB below the prescribed limit.		

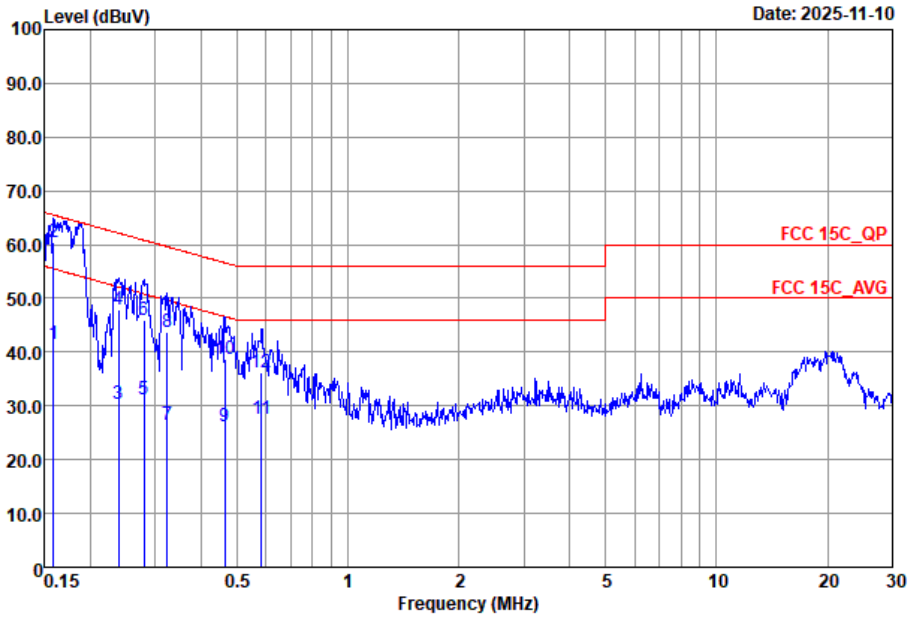

Site : CO02-SZ
Condition : FCC 15C_QP LISN_2025-L LINE

		Freq	Level	Over Limit	Limit Line	Read Level	LISN Factor	Cable Loss	Remark
		MHz	dBuV	dB	dBuV	dBuV	dB	dB	
1		0.16	41.63	-13.89	55.52	21.80	9.67	10.16	Average
2	*	0.16	60.33	-5.19	65.52	40.50	9.67	10.16	QP
3		0.24	30.47	-21.66	52.13	10.59	9.72	10.16	Average
4		0.24	47.97	-14.16	62.13	28.09	9.72	10.16	QP
5		0.28	31.30	-19.51	50.81	11.40	9.75	10.15	Average
6		0.28	46.00	-14.81	60.81	26.10	9.75	10.15	QP
7		0.32	26.49	-23.13	49.62	6.60	9.74	10.15	Average
8		0.32	43.59	-16.03	59.62	23.70	9.74	10.15	QP
9		0.46	26.13	-20.50	46.63	6.30	9.69	10.14	Average
10		0.46	38.73	-17.90	56.63	18.90	9.69	10.14	QP
11		0.58	27.50	-18.50	46.00	7.70	9.66	10.14	Average
12		0.58	36.30	-19.70	56.00	16.50	9.66	10.14	QP

Test Engineer :	Nathon	**Temperature :**	22~24℃
		Relative Humidity :	44~50%
Test Voltage :	120Vac / 60Hz	**Phase :**	Neutral
Remark :	All emissions not reported here are more than 10 dB below the prescribed limit.		

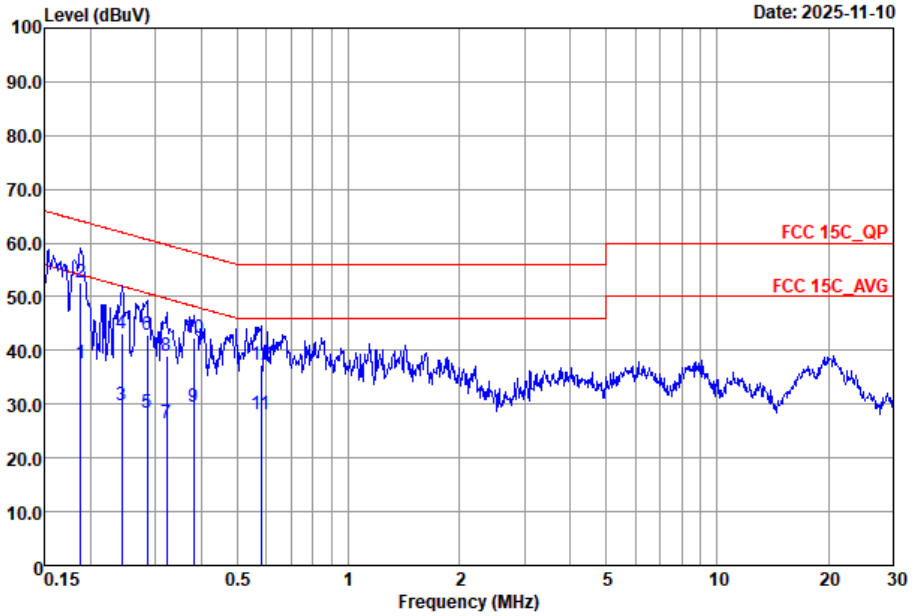

Site : CO02-SZ
Condition : FCC 15C_QP LISN_2025-N NEUTRAL

		Freq	Level	Over Limit	Limit Line	Read Level	LISN Factor	Cable Loss	Remark
		MHz	dBuV	dB	dBuV	dBuV	dB	dB	
1		0.19	37.68	-16.43	54.11	17.70	9.82	10.16	Average
2	*	0.19	52.58	-11.53	64.11	32.60	9.82	10.16	QP
3		0.24	29.72	-22.28	52.00	9.99	9.57	10.16	Average
4		0.24	43.12	-18.88	62.00	23.39	9.57	10.16	QP
5		0.28	28.55	-22.13	50.68	8.60	9.80	10.15	Average
6		0.28	42.95	-17.73	60.68	23.00	9.80	10.15	QP
7		0.32	26.39	-23.27	49.66	6.50	9.74	10.15	Average
8		0.32	39.09	-20.57	59.66	19.20	9.74	10.15	QP
9		0.38	29.49	-18.76	48.25	9.60	9.74	10.15	Average
10		0.38	42.29	-15.96	58.25	22.40	9.74	10.15	QP
11		0.58	28.17	-17.83	46.00	8.40	9.63	10.14	Average
12		0.58	37.37	-18.63	56.00	17.60	9.63	10.14	QP

Note:

1. Level(dBμV) = Read Level(dBμV) + LISN Factor(dB) + Cable Loss(dB)
2. Over Limit(dB) = Level(dBμV) – Limit Line(dBμV)

Appendix C. Radiated Spurious Emission

Test Engineer :	Winter	Relative Humidity :	48 ~ 49 %
		Temperature :	24 ~ 25 ℃

Radiated Spurious Emission Test Modes

Mode	Band (MHz)	Antenna	Modulation	Channel	Frequency	Data Rate	RU	Remark
Mode 21	2400-2483.5	13	802.11b	01	2412	1Mbps	-	-
Mode 22	2400-2483.5	13	802.11b	06	2437	1Mbps	-	-
Mode 23	2400-2483.5	13	802.11b	11	2462	1Mbps	-	-
Mode 24	2400-2483.5	6	802.11b	01	2412	1Mbps	-	-
Mode 25	2400-2483.5	6	802.11b	06	2437	1Mbps	-	-
Mode 26	2400-2483.5	6	802.11b	11	2462	1Mbps	-	-
Mode 27	2400-2483.5	13+6	802.11g	01	2412	6Mbps	-	-
Mode 28	2400-2483.5	13+6	802.11g	06	2437	6Mbps	-	-
Mode 29	2400-2483.5	13+6	802.11g	11	2462	6Mbps	-	-
Mode 30	2400-2483.5	13+6	802.11n HT20	01	2412	MCS0	-	-
Mode 31	2400-2483.5	13+6	802.11n HT20	06	2437	MCS0	-	-
Mode 32	2400-2483.5	13+6	802.11n HT20	11	2462	MCS0	-	-
Mode 33	2400-2483.5	13+6	802.11n HT40	03	2422	MCS0	-	-
Mode 34	2400-2483.5	13+6	802.11n HT40	09	2452	MCS0	-	-
Mode 35	2400-2483.5	13+6	802.11ax HE20	01	2412	MCS0	-	-
Mode 36	2400-2483.5	13+6	802.11ax HE20	06	2437	MCS0	-	-
Mode 37	2400-2483.5	13+6	802.11ax HE20	11	2462	MCS0	-	-
Mode 38	2400-2483.5	13+6	802.11ax HE40	03	2422	MCS0	-	-
Mode 39	2400-2483.5	13+6	802.11ax HE40	09	2452	MCS0	-	-
Mode 40	2400-2483.5	13+6	802.11ax HE20	01	2412	MCS0	Partial RU	-
Mode 41	2400-2483.5	13+6	802.11ax HE20	11	2462	MCS0	Partial RU	-
Mode 42	2400-2483.5	13+6	802.11be EHT20	01	2412	MCS0	-	-
Mode 43	2400-2483.5	13+6	802.11be EHT20	06	2437	MCS0	-	-
Mode 44	2400-2483.5	13+6	802.11be EHT20	11	2462	MCS0	-	-
Mode 45	2400-2483.5	13+6	802.11be EHT40	03	2422	MCS0	-	-
Mode 46	2400-2483.5	13+6	802.11be EHT40	09	2452	MCS0	-	-
Mode 47	2400-2483.5	13+6	802.11be EHT20	01	2412	MCS0	Single RU	-
Mode 48	2400-2483.5	13+6	802.11be EHT20	11	2462	MCS0	Single RU	-
Mode 49	2400-2483.5	13+6	802.11be EHT20	01	2412	MCS0	Small RU	-
Mode 50	2400-2483.5	13+6	802.11be EHT20	11	2462	MCS0	Small RU	-
Mode 51	2400-2483.5	13+6	802.11be EHT20	06	2437	MCS0	-	LF

Mode	Band (MHz)	Antenna	Modulation	Channel	Frequency	Data Rate	RU	Remark
Mode 53	Co-location	13+6	802.11be EHT20	01	2412	MCS0	-	-
		1	LTE B48 Link				-	-
Mode 55	2400-2483.5	13+6	802.11ax HE40	06	2437	MCS0	-	-
Mode 56	2400-2483.5	13+6	802.11n HT40	06	2437	MCS0	-	-
Mode 57	2400-2483.5	13+6	802.11be EHT40	06	2437	MCS0	-	-
Mode 58	2400-2483.5	13+6	802.11n HT20	02	2417	MCS0	-	-
Mode 59	2400-2483.5	13+6	802.11ax HE20	02	2417	MCS0	-	-
Mode 60	2400-2483.5	13+6	802.11ac VHT20	02	2417	MCS0	-	-
Mode 61	2400-2483.5	13+6	802.11n HT40	08	2447	MCS0	-	-
Mode 62	2400-2483.5	13+6	802.11n HT40	07	2442	MCS0	-	-
Mode 63	2400-2483.5	13+6	802.11ax HE40	04	2427	MCS0	-	-
Mode 64	2400-2483.5	13+6	802.11ax HE40	08	2447	MCS0	-	-
Mode 65	2400-2483.5	13+6	802.11ax HE40	07	2442	MCS0	-	-
Mode 66	2400-2483.5	13+6	802.11ac VHT40	04	2427	MCS0	-	-

Summary of each worse mode

Mode	Modulation	Ch.	Freq. (MHz)	Level (dBuV/m)	Limit (dBuV/m)	Margin (dB)	Pol.	Peak Avg.	Result	Remark
21	802.11b	01	2389.56	43.42	54.00	-10.58	V	AVERAGE	Pass	Band Edge
21	802.11b	01	4824.00	44.07	74.00	-29.93	V	Peak	Pass	Harmonic
22	802.11b	06	-	-	-	-	-	-	-	Band Edge
22	802.11b	06	4874.00	47.32	74.00	-26.68	H	Peak	Pass	Harmonic
23	802.11b	11	2485.98	39.44	54.00	-14.56	V	AVERAGE	Pass	Band Edge
23	802.11b	11	7386.00	46.56	74.00	-27.44	V	Peak	Pass	Harmonic
24	802.11b	01	2362.39	34.33	54.00	-19.67	H	AVERAGE	Pass	Band Edge
24	802.11b	01	4824.00	43.94	74.00	-30.06	V	Peak	Pass	Harmonic
25	802.11b	06	-	-	-	-	-	-	-	Band Edge
25	802.11b	06	7311.00	46.65	74.00	-27.35	H	Peak	Pass	Harmonic
26	802.11b	11	2484.95	36.87	54.00	-17.13	H	AVERAGE	Pass	Band Edge
26	802.11b	11	7386.00	46.06	74.00	-27.94	H	Peak	Pass	Harmonic
27	802.11g	01	2389.95	45.50	54.00	-8.50	V	AVERAGE	Pass	Band Edge
27	802.11g	01	4824.00	42.98	74.00	-31.02	V	Peak	Pass	Harmonic
28	802.11g	06	2389.88	40.14	54.00	-13.86	V	AVERAGE	Pass	Band Edge
28	802.11g	06	7311.00	45.64	74.00	-28.36	V	Peak	Pass	Harmonic
29	802.11g	11	2483.51	48.08	54.00	-5.92	V	AVERAGE	Pass	Band Edge
29	802.11g	11	7386.00	46.04	74.00	-27.96	V	Peak	Pass	Harmonic
30	802.11n HT20	01	2389.95	47.17	54.00	-6.83	H	AVERAGE	Pass	Band Edge
30	802.11n	01	4824.00	43.26	74.00	-30.74	H	Peak	Pass	Harmonic

Mode	Modulation	Ch.	Freq. (MHz)	Level (dBuV/m)	Limit (dBuV/m)	Margin (dB)	Pol.	Peak Avg.	Result	Remark
	HT20									
31	802.11n HT20	06	2389.76	39.98	54.00	-14.02	V	AVERAGE	Pass	Band Edge
31	802.11n HT20	06	7311.00	45.44	74.00	-28.56	H	Peak	Pass	Harmonic
32	802.11n HT20	11	2483.55	46.81	54.00	-7.19	H	AVERAGE	Pass	Band Edge
32	802.11n HT20	11	7386.00	45.12	74.00	-28.88	V	Peak	Pass	Harmonic
33	802.11n HT40	03	2389.86	47.93	54.00	-6.07	V	AVERAGE	Pass	Band Edge
33	802.11n HT40	03	-	-	-	-	-	-	-	Harmonic
34	802.11n HT40	09	2484.40	48.10	54.00	-5.90	V	AVERAGE	Pass	Band Edge
34	802.11n HT40	09	-	-	-	-	-	-	-	Harmonic
35	802.11ax HE20	01	2389.95	48.63	54.00	-5.37	H	AVERAGE	Pass	Band Edge
35	802.11ax HE20	01	4824.00	42.55	74.00	-31.45	H	Peak	Pass	Harmonic
36	802.11ax HE20	06	2389.76	39.64	54.00	-14.36	V	AVERAGE	Pass	Band Edge
36	802.11ax HE20	06	7311.00	45.86	74.00	-28.14	V	Peak	Pass	Harmonic
37	802.11ax HE20	11	2483.51	47.83	54.00	-6.17	H	AVERAGE	Pass	Band Edge
37	802.11ax HE20	11	7386.00	44.76	74.00	-29.24	H	Peak	Pass	Harmonic
38	802.11ax HE40	03	2389.41	46.11	54.00	-7.89	V	AVERAGE	Pass	Band Edge
38	802.11ax HE40	03	-	-	-	-	-	-	-	Harmonic
39	802.11ax HE40	09	2484.40	47.39	54.00	-6.61	H	AVERAGE	Pass	Band Edge
39	802.11ax HE40	09	-	-	-	-	-	-	-	Harmonic
40	802.11ax HE20	01	2389.82	36.56	54.00	-17.44	V	AVERAGE	Pass	Band Edge
40	802.11ax HE20	01	-	-	-	-	-	-	-	Harmonic
41	802.11ax HE20	11	2485.33	36.21	54.00	-17.79	V	AVERAGE	Pass	Band Edge
41	802.11ax HE20	11	-	-	-	-	-	-	-	Harmonic
42	802.11be EHT20	01	2389.95	48.65	54.00	-5.35	H	AVERAGE	Pass	Band Edge
42	802.11be EHT20	01	4824.00	42.68	74.00	-31.32	H	Peak	Pass	Harmonic
43	802.11be EHT20	06	2389.88	40.33	54.00	-13.67	V	AVERAGE	Pass	Band Edge
43	802.11be EHT20	06	7311.00	46.33	74.00	-27.67	H	Peak	Pass	Harmonic
44	802.11be EHT20	11	2483.51	47.65	54.00	-6.35	H	AVERAGE	Pass	Band Edge
44	802.11be EHT20	11	7386.00	46.12	74.00	-27.88	H	Peak	Pass	Harmonic
45	802.11be EHT40	03	2389.63	48.45	54.00	-5.55	V	AVERAGE	Pass	Band Edge
45	802.11be EHT40	03	7266.00	45.53	74.00	-28.47	H	Peak	Pass	Harmonic

Mode	Modulation	Ch.	Freq. (MHz)	Level (dBuV/m)	Limit (dBuV/m)	Margin (dB)	Pol.	Peak Avg.	Result	Remark
46	802.11be EHT40	09	2483.54	48.33	54.00	-5.67	V	AVERAGE	Pass	Band Edge
46	802.11be EHT40	09	7356.00	46.07	74.00	-27.93	H	Peak	Pass	Harmonic
47	802.11be EHT20	01	2389.56	35.74	54.00	-18.26	V	AVERAGE	Pass	Band Edge
47	802.11be EHT20	01	-	-	-	-	-	-	-	Harmonic
48	802.11be EHT20	11	2484.80	36.08	54.00	-17.92	V	AVERAGE	Pass	Band Edge
48	802.11be EHT20	11	-	-	-	-	-	-	-	Harmonic
49	802.11be EHT20	01	2389.69	35.74	54.00	-18.26	V	AVERAGE	Pass	Band Edge
49	802.11be EHT20	01	-	-	-	-	-	-	-	Harmonic
50	802.11be EHT20	11	2484.31	36.44	54.00	-17.56	V	AVERAGE	Pass	Band Edge
50	802.11be EHT20	11	-	-	-	-	-	-	-	Harmonic
51	802.11be EHT20	01	41.64	24.89	40	-15.11	V	Peak	Pass	LF
53	802.11be EHT20	01	2389.95	48.74	54.00	-5.26	V	AVERAGE	Pass	Band Edge
	802.11be EHT20	01	4824.00	43.66	74.00	-30.34	V	Peak	Pass	Harmonic
55	802.11ax HE40	06	2389.38	46.42	54.00	-7.58	V	AVERAGE	Pass	Band Edge
55	802.11ax HE40	06	-	-	-	-	-	-	-	Harmonic
56	802.11n HT40	06	2483.56	48.64	54.00	-5.36	H	AVERAGE	Pass	Band Edge
56	802.11n HT40	06	-	-	-	-	-	-	-	Harmonic
57	802.11be EHT40	06	2483.56	48.63	54.00	-5.37	H	AVERAGE	Pass	Band Edge
57	802.11be EHT40	06	-	-	-	-	-	-	-	Harmonic
58	802.11n HT20	02	2389.95	48.56	54.00	-5.44	V	AVERAGE	Pass	Band Edge
58	802.11n HT20	02	-	-	-	-	-	-	-	Harmonic
59	802.11ax HE20	02	2389.95	47.68	54.00	-6.32	V	AVERAGE	Pass	Band Edge
59	802.11ax HE20	02	-	-	-	-	-	-	-	Harmonic
60	802.11ac VHT20	02	2389.95	48.65	54.00	-5.35	V	AVERAGE	Pass	Band Edge
60	802.11ac VHT20	02	-	-	-	-	-	-	-	Harmonic
61	802.11n HT40	08	2484.30	48.33	54.00	-5.67	H	AVERAGE	Pass	Band Edge
61	802.11n HT40	08	-	-	-	-	-	-	-	Harmonic
62	802.11n HT40	07	2483.56	48.91	54.00	-5.09	H	AVERAGE	Pass	Band Edge
62	802.11n HT40	07	-	-	-	-	-	-	-	Harmonic
63	802.11ax HE40	04	2389.30	48.44	54.00	-5.56	V	AVERAGE	Pass	Band Edge
63	802.11ax HE40	04	-	-	-	-	-	-	-	Harmonic

Mode	Modulation	Ch.	Freq. (MHz)	Level (dBuV/m)	Limit (dBuV/m)	Margin (dB)	Pol.	Peak Avg.	Result	Remark
64	802.11ax HE40	08	2484.40	48.46	54.00	-5.54	V	AVERAGE	Pass	Band Edge
64	802.11ax HE40	08	-	-	-	-	-	-	-	Harmonic
65	802.11ax HE40	07	2483.56	48.79	54.00	-5.21	H	AVERAGE	Pass	Band Edge
65	802.11ax HE40	07	-	-	-	-	-	-	-	Harmonic
66	802.11ac VHT40	04	2389.52	48.45	54.00	-5.55	V	AVERAGE	Pass	Band Edge
66	802.11ac VHT40	04	-	-	-	-	-	-	-	Harmonic

Mode	21	
	Band Edge	
	2400-2483.5_802.11b_CH01_2412MHz	
ANT	13	
Pol.	Horizontal	Fundamental
Peak	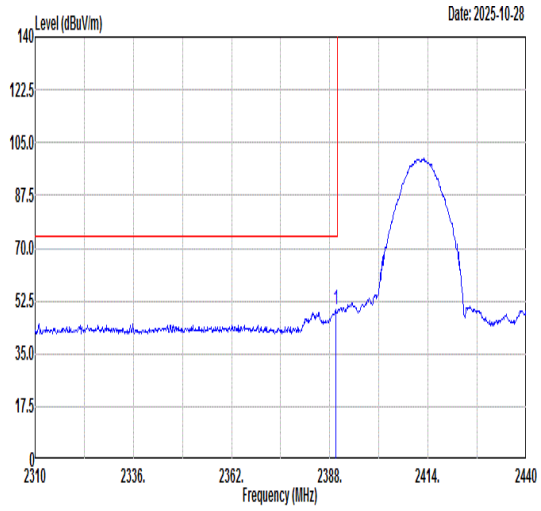 Freq Level Limit Line Margin (dB) Read Level Ant Factor Cable Loss Preamp Factor APos TPos Remark MHz dBuV/m dBuV/m dBuV dB/m dB dB cm deg 1 2389.56 49.55 74.00 -24.45 45.91 32.42 5.36 34.14 300 311 PEAK	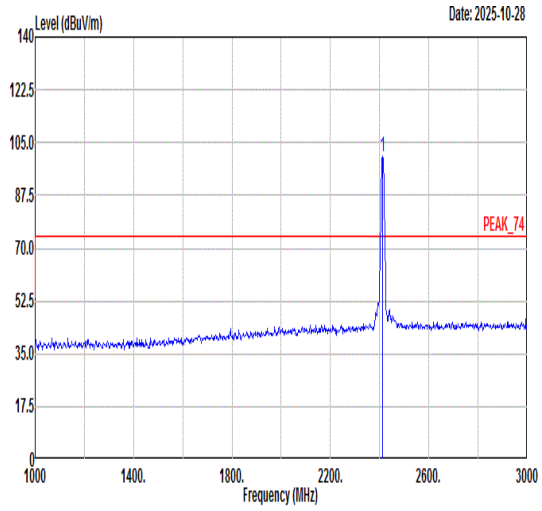 Freq Level Limit Line Margin (dB) Read Level Ant Factor Cable Loss Preamp Factor APos TPos Remark MHz dBuV/m dBuV/m dBuV dB/m dB dB cm deg 1 2412.00 100.16 ------ ------ 96.46 32.46 5.38 34.14 300 311 PEAK
Avg	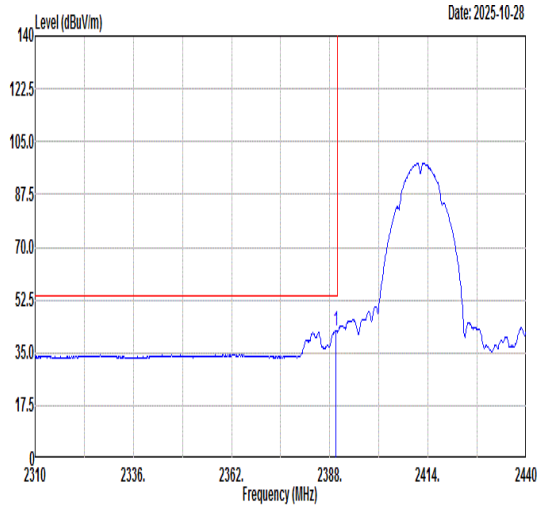 Freq Level Limit Line Margin (dB) Read Level Ant Factor Cable Loss Preamp Factor APos TPos Remark MHz dBuV/m dBuV/m dBuV dB/m dB dB cm deg 1 2389.56 42.27 54.00 -11.73 38.63 32.42 5.36 34.14 300 311 AVERAGE	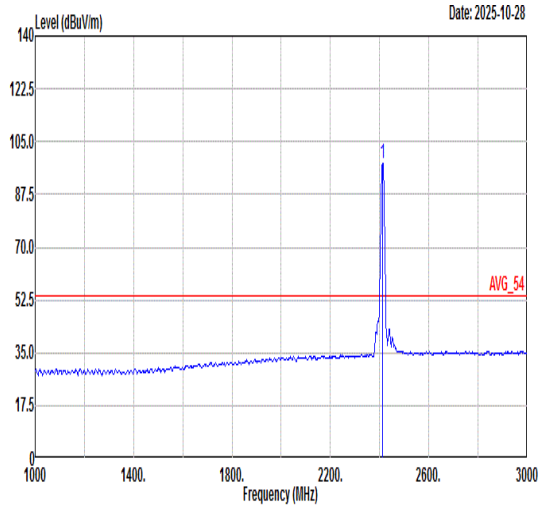 Freq Level Limit Line Margin (dB) Read Level Ant Factor Cable Loss Preamp Factor APos TPos Remark MHz dBuV/m dBuV/m dBuV dB/m dB dB cm deg 1 2412.00 97.78 ------ ------ 94.08 32.46 5.38 34.14 300 311 AVERAGE

Mode	21	
	Band Edge	
	2400-2483.5_802.11b_CH01_2412MHz	
ANT	13	
Pol.	Vertical	Fundamental
Peak	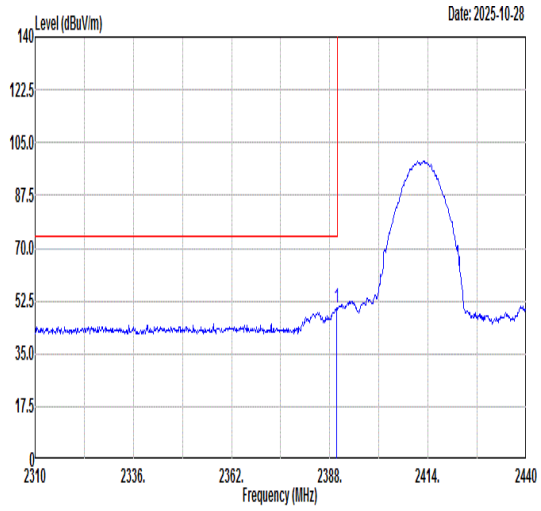 Freq Level Limit Line Margin (dB) Read Level Ant Factor Cable Loss Preamp Factor APos TPos Remark MHz dBuV/m dBuV/m dBuV dB/m dB dB cm deg 1 2389.82 50.25 74.00 -23.75 46.61 32.42 5.36 34.14 100 90 PEAK	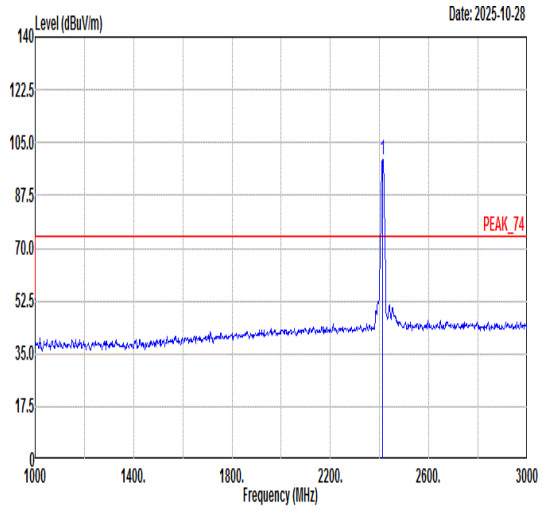 Freq Level Limit Line Margin (dB) Read Level Ant Factor Cable Loss Preamp Factor APos TPos Remark MHz dBuV/m dBuV/m dBuV dB/m dB dB cm deg 1 2412.00 99.44 ------ ------ 95.73 32.46 5.38 34.13 100 90 PEAK
Avg	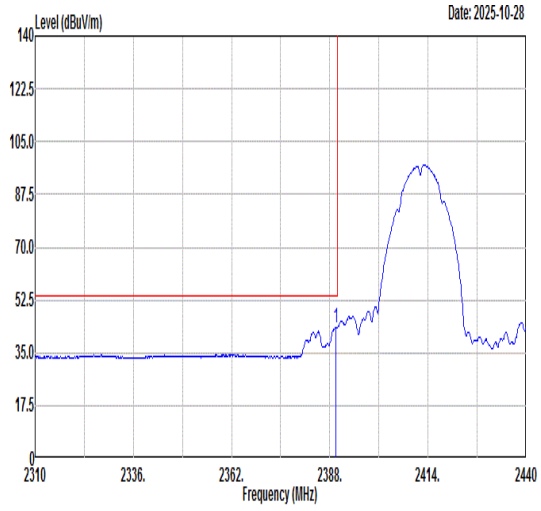 Freq Level Limit Line Margin (dB) Read Level Ant Factor Cable Loss Preamp Factor APos TPos Remark MHz dBuV/m dBuV/m dBuV dB/m dB dB cm deg 1 2389.56 43.42 54.00 -10.58 39.78 32.42 5.36 34.14 100 90 AVERAGE	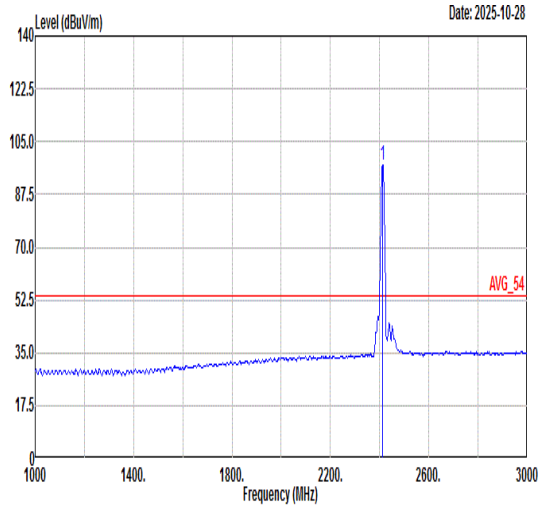 Freq Level Limit Line Margin (dB) Read Level Ant Factor Cable Loss Preamp Factor APos TPos Remark MHz dBuV/m dBuV/m dBuV dB/m dB dB cm deg 1 2412.00 97.20 ------ ------ 93.50 32.46 5.38 34.14 100 90 AVERAGE

Mode	21	
	Harmonic	
	2400-2483.5_802.11b_CH01_2412MHz	
ANT	13	
Pol.	Horizontal	Vertical
Peak Avg	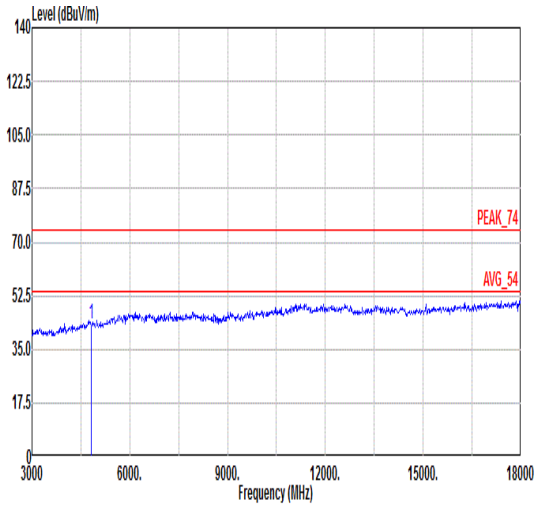 Freq Level Limit Line Margin Read Level Ant Factor Cable Loss Preamp Factor APos TPos Remark MHz dBuV/m dBuV/m dB dBuV dB/m dB dB cm deg 1 4824.00 43.40 74.00 -30.60 52.26 35.02 8.88 52.76 --- --- Peak	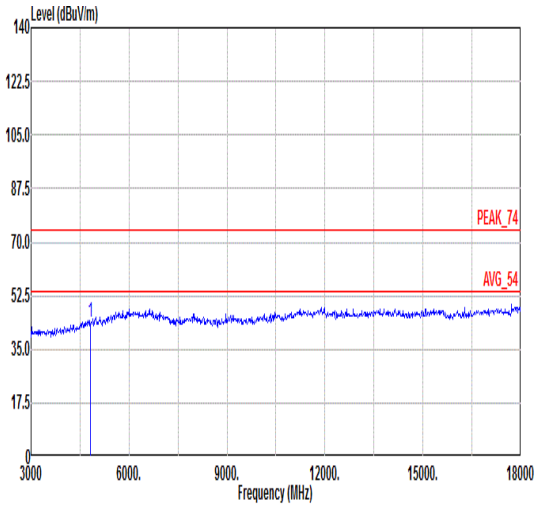 Freq Level Limit Line Margin Read Level Ant Factor Cable Loss Preamp Factor APos TPos Remark MHz dBuV/m dBuV/m dB dBuV dB/m dB dB cm deg 1 4824.00 44.07 74.00 -29.93 52.93 35.02 8.88 52.76 --- --- Peak

Mode	22	
	Harmonic	
	2400-2483.5_802.11b_CH06_2437MHz	
ANT	13	
Pol.	Horizontal	Vertical
Peak Avg	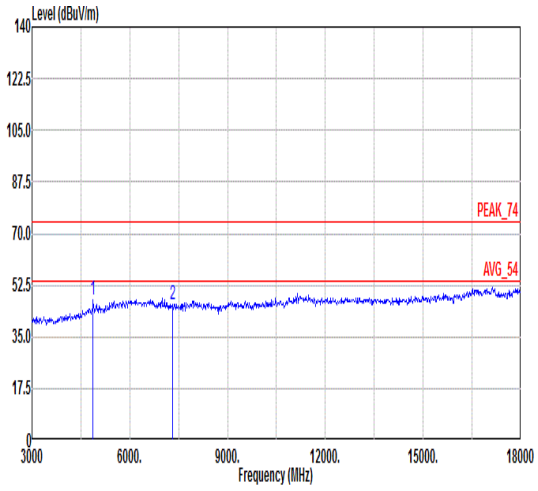 Freq Level Limit Line Margin Read Level Ant Factor Cable Loss Preamp Factor APos TPos Remark MHz dBuV/m dBuV/m dB dBuV dB/m dB dB cm deg 1 4874.00 47.32 74.00 -26.68 56.13 35.07 8.72 52.60 --- --- Peak 2 7311.00 45.91 74.00 -28.09 51.93 36.10 10.18 52.30 --- --- Peak	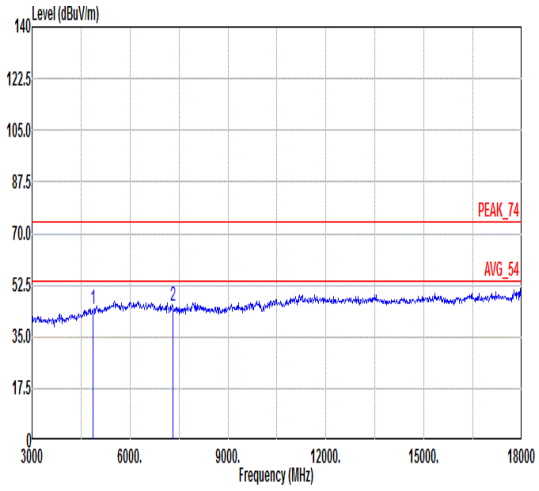 Freq Level Limit Line Margin Read Level Ant Factor Cable Loss Preamp Factor APos TPos Remark MHz dBuV/m dBuV/m dB dBuV dB/m dB dB cm deg 1 4874.00 44.22 74.00 -29.78 53.03 35.07 8.72 52.60 --- --- Peak 2 7311.00 45.45 74.00 -28.55 51.47 36.10 10.18 52.30 --- --- Peak

Mode	23	
	Band Edge	
	2400-2483.5_802.11b_CH11_2462MHz	
ANT	13	
Pol.	Horizontal	Fundamental
Peak	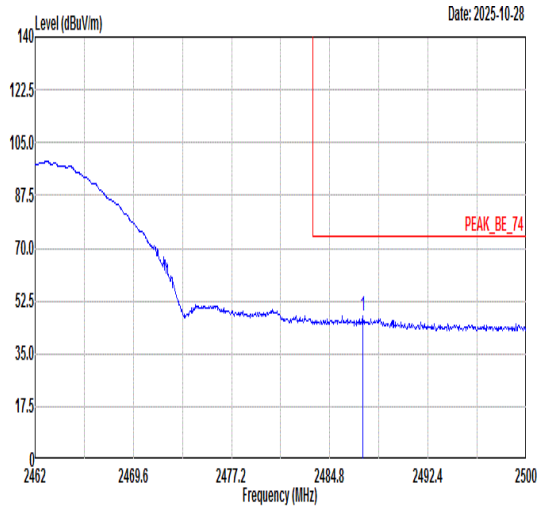 Freq Level Limit Line Margin (dB) Read Level Ant Factor Cable Loss Preamp Factor APos TPos Remark MHz dBuV/m dBuV/m dBuV dB/m dB dB cm deg 1 2487.35 47.40 74.00 -26.60 43.00 32.58 5.93 34.11 310 0 PEAK	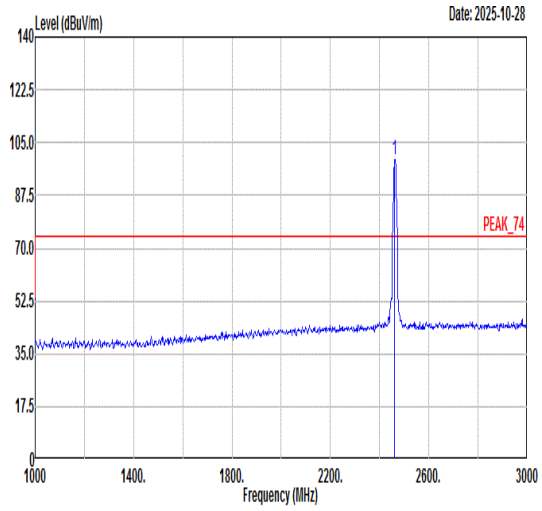 Freq Level Limit Line Margin (dB) Read Level Ant Factor Cable Loss Preamp Factor APos TPos Remark MHz dBuV/m dBuV/m dBuV dB/m dB dB cm deg 1 2462.00 99.46 ------ ------ 95.36 32.54 5.68 34.12 310 0 PEAK
Avg	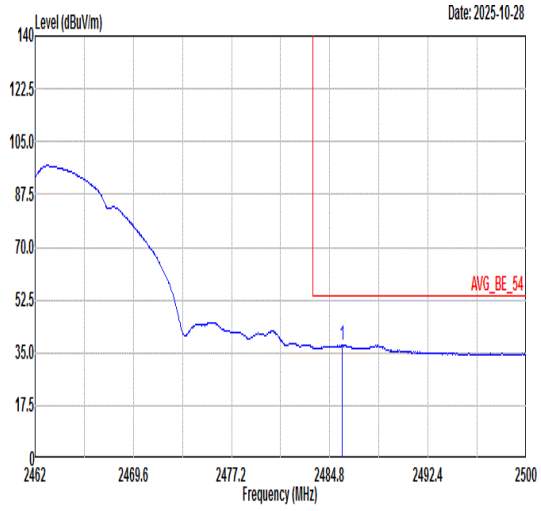 Freq Level Limit Line Margin (dB) Read Level Ant Factor Cable Loss Preamp Factor APos TPos Remark MHz dBuV/m dBuV/m dBuV dB/m dB dB cm deg 1 2485.79 37.33 54.00 -16.67 32.92 32.58 5.94 34.11 310 0 AVERAGE	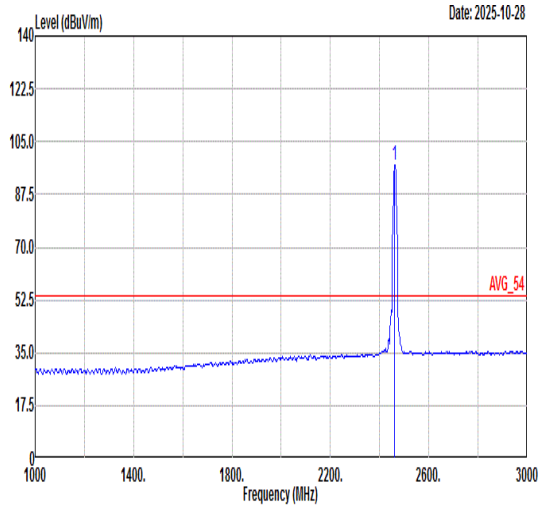 Freq Level Limit Line Margin (dB) Read Level Ant Factor Cable Loss Preamp Factor APos TPos Remark MHz dBuV/m dBuV/m dBuV dB/m dB dB cm deg 1 2462.00 96.96 ------ ------ 92.86 32.54 5.68 34.12 310 0 AVERAGE

Mode	23	
	Band Edge	
	2400-2483.5_802.11b_CH11_2462MHz	
ANT	13	
Pol.	Vertical	Fundamental
Peak	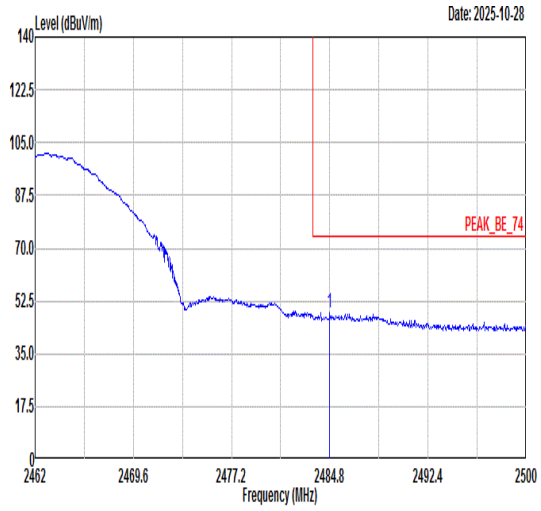 Freq Level Limit Line Margin (dB) Read Level Ant Factor Cable Loss Preamp Factor APos TPos Remark MHz dBuV/m dBuV/m dBuV dB/m dB dB cm deg 1 2484.80 48.51 74.00 -25.49 44.10 32.58 5.94 34.11 104 120 PEAK	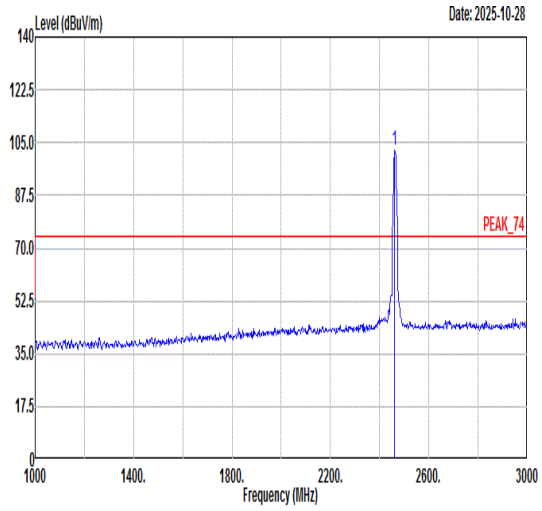 Freq Level Limit Line Margin (dB) Read Level Ant Factor Cable Loss Preamp Factor APos TPos Remark MHz dBuV/m dBuV/m dBuV dB/m dB dB cm deg 1 2462.00 102.37 ------ ------ 98.27 32.54 5.68 34.12 104 120 PEAK
Avg	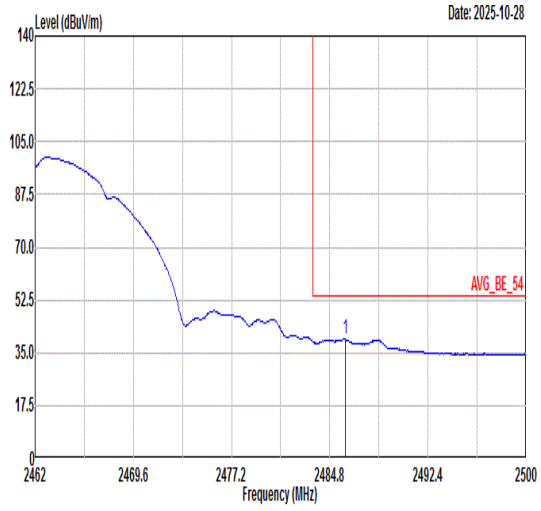 Freq Level Limit Line Margin (dB) Read Level Ant Factor Cable Loss Preamp Factor APos TPos Remark MHz dBuV/m dBuV/m dBuV dB/m dB dB cm deg 1 2485.98 39.44 54.00 -14.56 35.03 32.58 5.94 34.11 104 120 AVERAGE	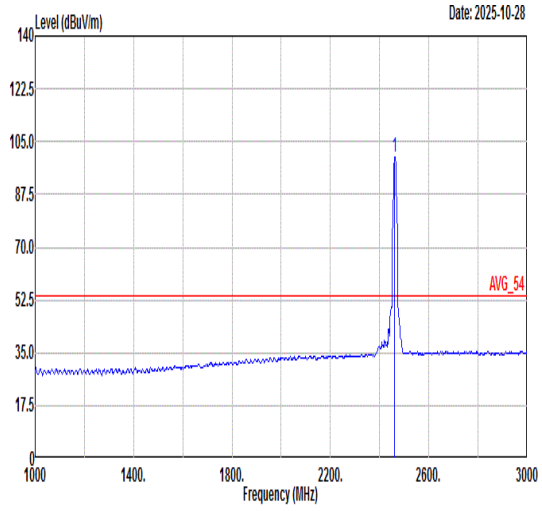 Freq Level Limit Line Margin (dB) Read Level Ant Factor Cable Loss Preamp Factor APos TPos Remark MHz dBuV/m dBuV/m dBuV dB/m dB dB cm deg 1 2462.00 99.91 ------ ------ 95.81 32.54 5.68 34.12 104 120 AVERAGE

Mode	23	
	Harmonic	
	2400-2483.5_802.11b_CH11_2462MHz	
ANT	13	
Pol.	Horizontal	Vertical
Peak Avg	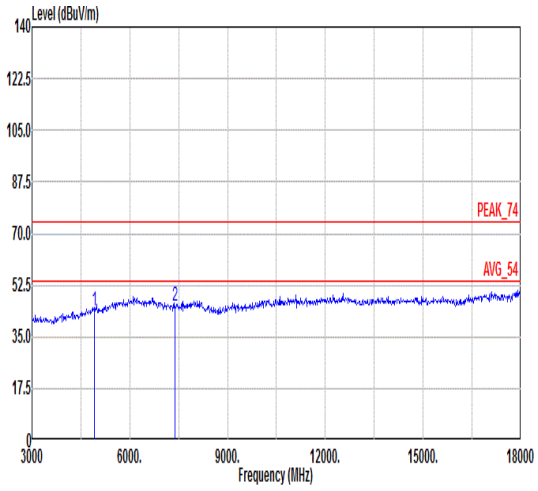 Freq Level Limit Line Margin Read Level Ant Factor Cable Loss Preamp Factor APos TPos Remark MHz dBuV/m dBuV/m dB dBuV dB/m dB dB cm deg 1 4924.00 44.04 74.00 -29.96 52.79 35.12 8.57 52.44 --- --- Peak 2 7386.00 45.30 74.00 -28.70 51.32 36.10 10.18 52.30 --- --- Peak	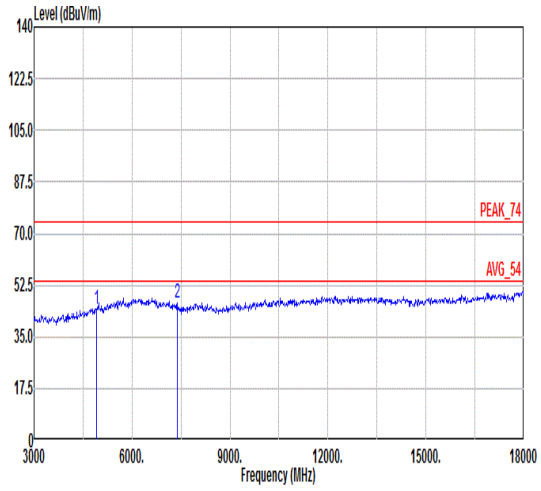 Freq Level Limit Line Margin Read Level Ant Factor Cable Loss Preamp Factor APos TPos Remark MHz dBuV/m dBuV/m dB dBuV dB/m dB dB cm deg 1 4924.00 44.40 74.00 -29.60 53.15 35.12 8.57 52.44 --- --- Peak 2 7386.00 46.56 74.00 -27.44 52.58 36.10 10.18 52.30 --- --- Peak

Mode	24	
	Band Edge	
	2400-2483.5_802.11b_CH01_2412MHz	
ANT	6	
Pol.	Horizontal	Fundamental
Peak	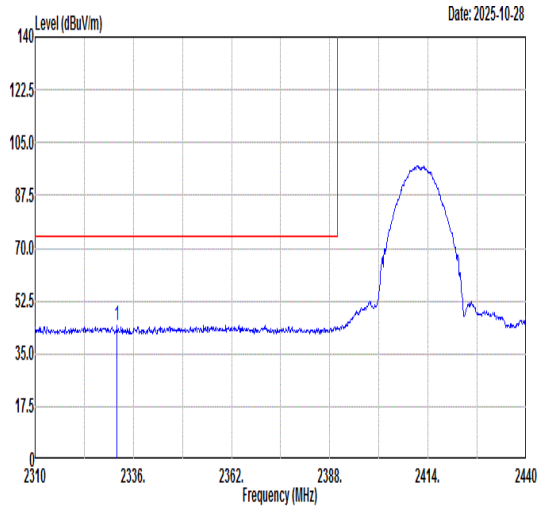 Freq Level Limit Line Margin (dB) Read Level Ant Factor Cable Loss Preamp Factor APos TPos Remark MHz dBuV/m dBuV/m dBuV dB/m dB dB cm deg 1 2331.71 44.32 74.00 -29.68 40.85 32.33 5.31 34.17 246 0 PEAK	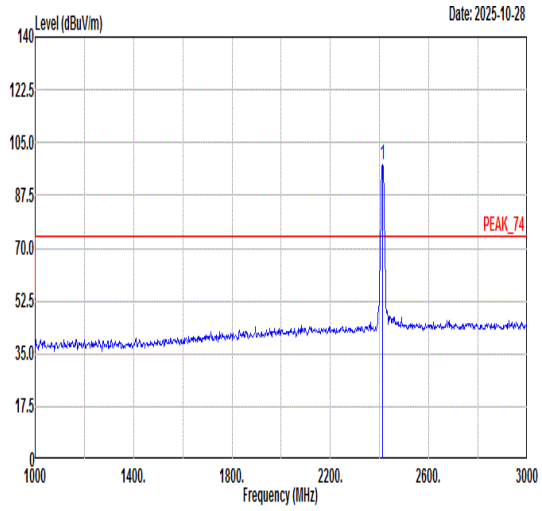 Freq Level Limit Line Margin (dB) Read Level Ant Factor Cable Loss Preamp Factor APos TPos Remark MHz dBuV/m dBuV/m dBuV dB/m dB dB cm deg 1 2412.00 97.92 ------ ------ 94.22 32.46 5.38 34.14 246 0 PEAK
Avg	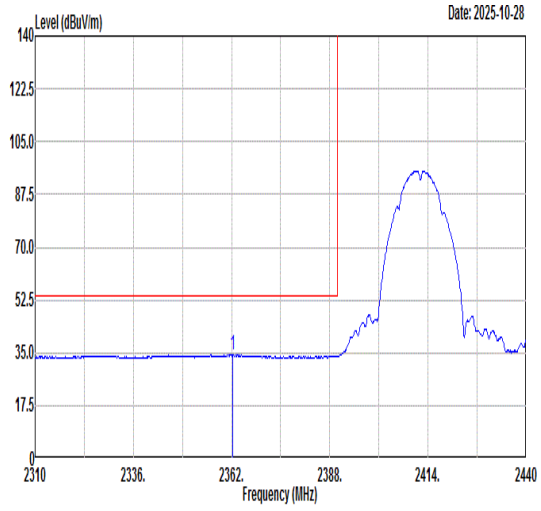 Freq Level Limit Line Margin (dB) Read Level Ant Factor Cable Loss Preamp Factor APos TPos Remark MHz dBuV/m dBuV/m dBuV dB/m dB dB cm deg 1 2362.39 34.33 54.00 -19.67 30.77 32.38 5.34 34.16 246 0 AVERAGE	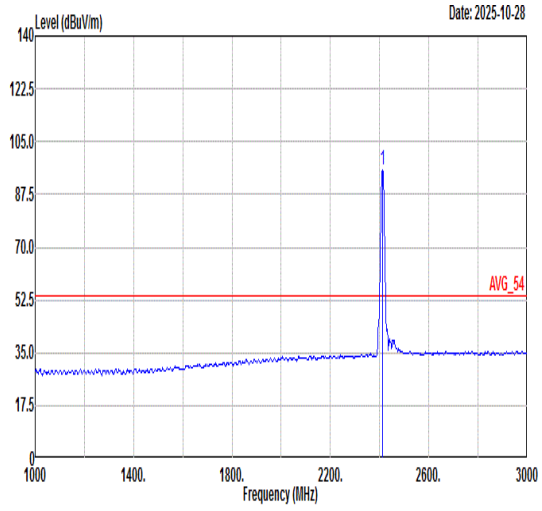 Freq Level Limit Line Margin (dB) Read Level Ant Factor Cable Loss Preamp Factor APos TPos Remark MHz dBuV/m dBuV/m dBuV dB/m dB dB cm deg 1 2412.00 95.39 ------ ------ 91.69 32.46 5.38 34.14 246 0 AVERAGE

Mode	24	
	Band Edge	
	2400-2483.5_802.11b_CH01_2412MHz	
ANT	6	
Pol.	Vertical	Fundamental
Peak	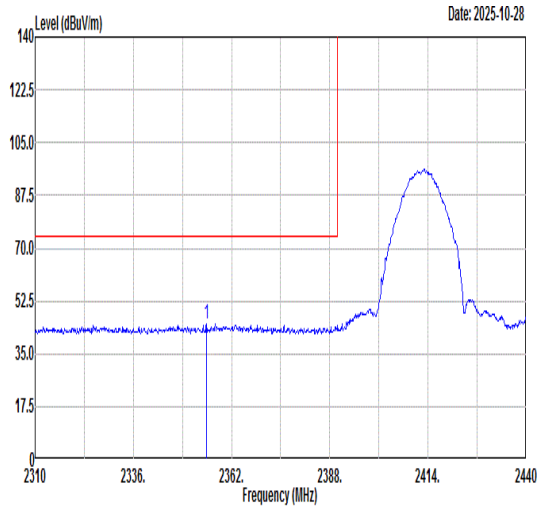 Freq Level Limit Line Margin (dB) Read Level Ant Factor Cable Loss Preamp Factor APos TPos Remark MHz dBuV/m dBuV/m dBuV dB/m dB dB cm deg 1 2355.37 44.94 74.00 -29.06 41.40 32.37 5.33 34.16 400 114 PEAK	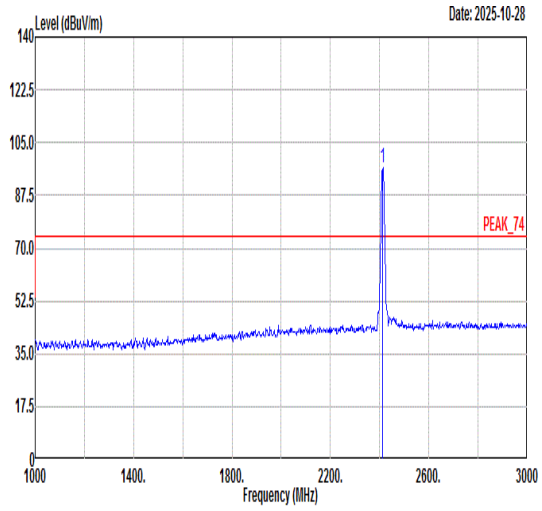 Freq Level Limit Line Margin (dB) Read Level Ant Factor Cable Loss Preamp Factor APos TPos Remark MHz dBuV/m dBuV/m dBuV dB/m dB dB cm deg 1 2412.00 96.54 ------ ------ 92.83 32.46 5.38 34.13 400 114 PEAK
Avg	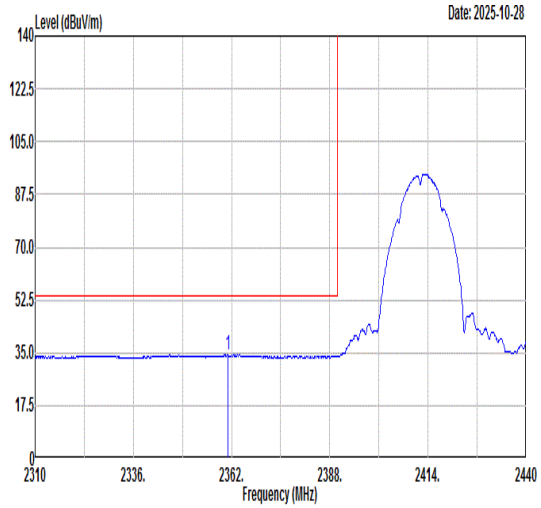 Freq Level Limit Line Margin (dB) Read Level Ant Factor Cable Loss Preamp Factor APos TPos Remark MHz dBuV/m dBuV/m dBuV dB/m dB dB cm deg 1 2360.96 34.31 54.00 -19.69 30.76 32.38 5.33 34.16 400 114 AVERAGE	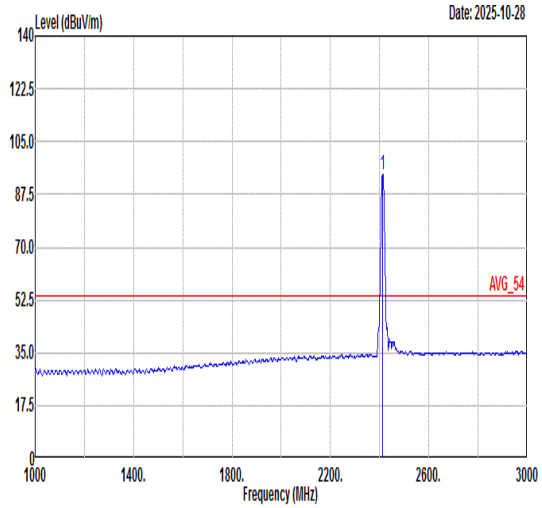 Freq Level Limit Line Margin (dB) Read Level Ant Factor Cable Loss Preamp Factor APos TPos Remark MHz dBuV/m dBuV/m dBuV dB/m dB dB cm deg 1 2412.00 94.26 ------ ------ 90.56 32.46 5.38 34.14 400 114 AVERAGE

Mode	24	
	Harmonic	
	2400-2483.5_802.11b_CH01_2412MHz	
ANT	6	
Pol.	Horizontal	Vertical
Peak Avg	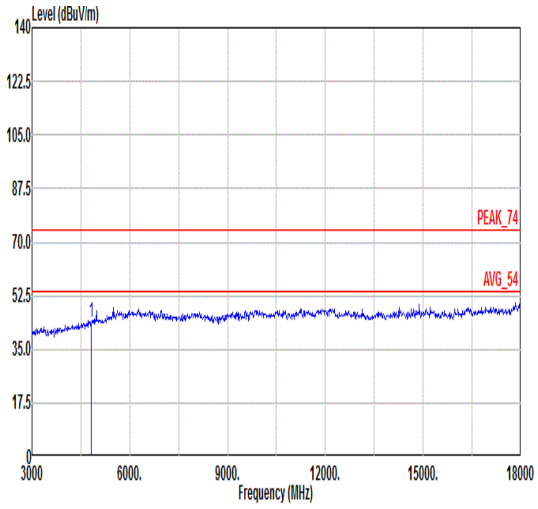 Freq Level Limit Line Margin Read Level Ant Factor Cable Loss Preamp Factor APos TPos Remark MHz dBuV/m dBuV/m dB dBuV dB/m dB dB cm deg 1 4824.00 43.71 74.00 -30.29 52.57 35.02 8.88 52.76 --- --- Peak	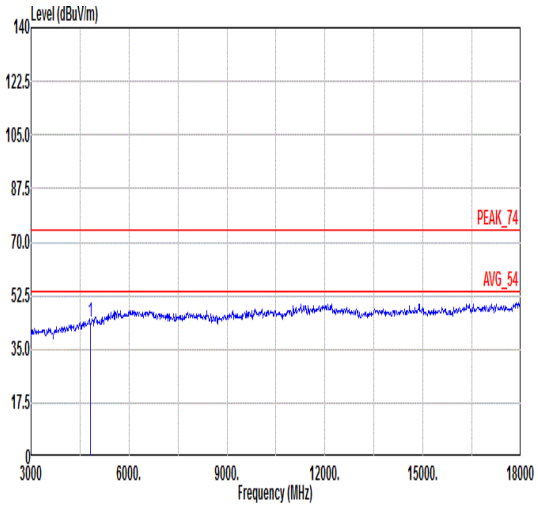 Freq Level Limit Line Margin Read Level Ant Factor Cable Loss Preamp Factor APos TPos Remark MHz dBuV/m dBuV/m dB dBuV dB/m dB dB cm deg 1 4824.00 43.94 74.00 -30.06 52.80 35.02 8.88 52.76 --- --- Peak

Mode	25	
	Harmonic	
	2400-2483.5_802.11b_CH06_2437MHz	
ANT	6	
Pol.	Horizontal	Vertical
Peak Avg	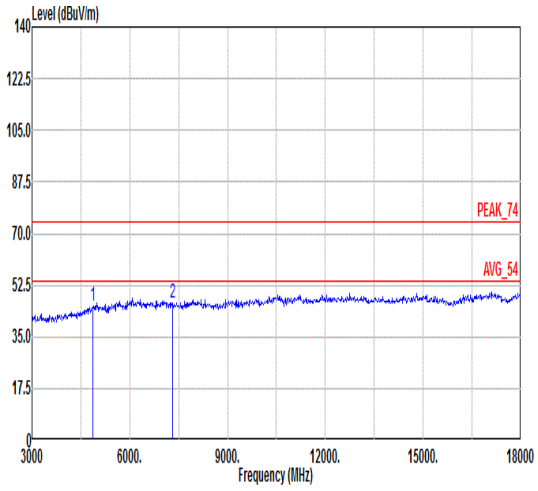 Freq Level Limit Line Margin Read Level Ant Factor Cable Loss Preamp Factor APos TPos Remark MHz dBuV/m dBuV/m dB dBuV dB/m dB dB cm deg 1 4874.00 45.51 74.00 -28.49 54.32 35.07 8.72 52.60 --- --- Peak 2 7311.00 46.65 74.00 -27.35 52.67 36.10 10.18 52.30 --- --- Peak	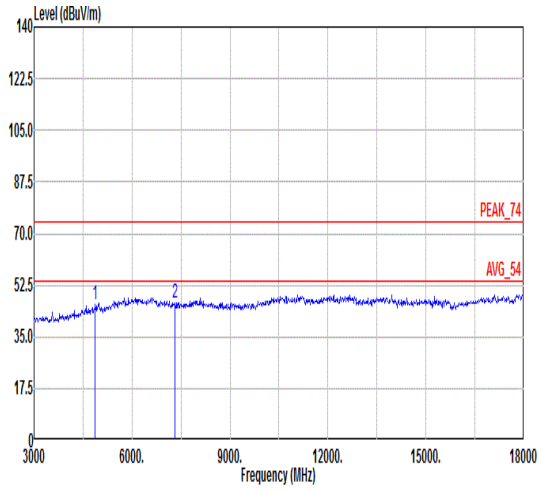 Freq Level Limit Line Margin Read Level Ant Factor Cable Loss Preamp Factor APos TPos Remark MHz dBuV/m dBuV/m dB dBuV dB/m dB dB cm deg 1 4874.00 45.82 74.00 -28.18 54.63 35.07 8.72 52.60 --- --- Peak 2 7311.00 46.36 74.00 -27.64 52.38 36.10 10.18 52.30 --- --- Peak

Mode	26	
	Band Edge	
	2400-2483.5_802.11b_CH11_2462MHz	
ANT	6	
Pol.	Horizontal	Fundamental
Peak	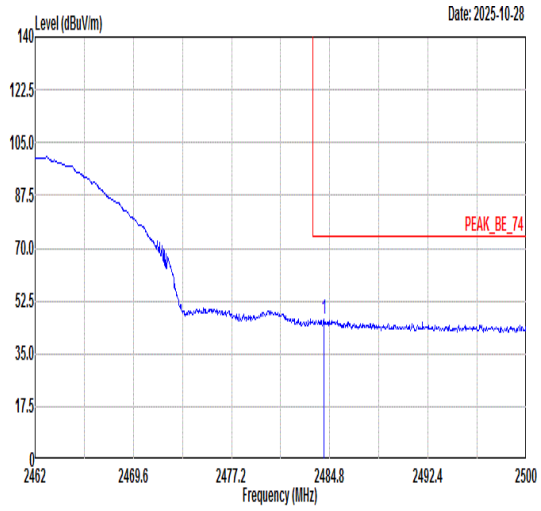 Freq Level Limit Line Margin (dB) Read Level Ant Factor Cable Loss Preamp Factor APos TPos Remark MHz dBuV/m dBuV/m dBuV dB/m dB dB cm deg 1 2484.34 46.70 74.00 -27.30 42.30 32.57 5.94 34.11 392 360 PEAK	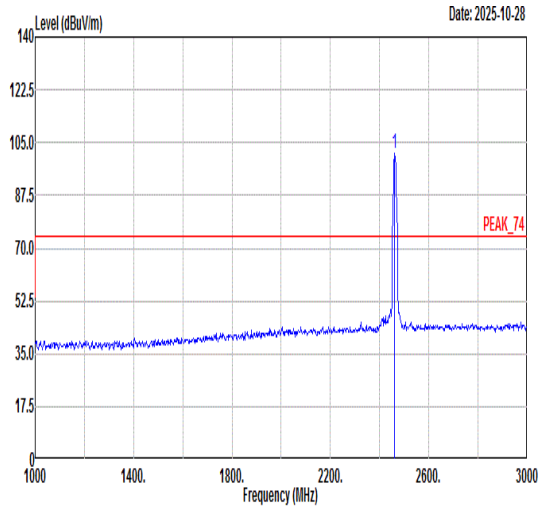 Freq Level Limit Line Margin (dB) Read Level Ant Factor Cable Loss Preamp Factor APos TPos Remark MHz dBuV/m dBuV/m dBuV dB/m dB dB cm deg 1 2462.00 101.51 74.00 27.51 97.41 32.54 5.68 34.12 392 360 PEAK
Avg	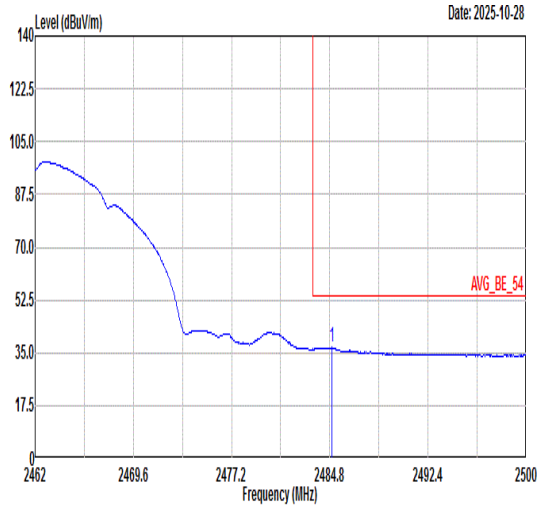 Freq Level Limit Line Margin (dB) Read Level Ant Factor Cable Loss Preamp Factor APos TPos Remark MHz dBuV/m dBuV/m dBuV dB/m dB dB cm deg 1 2484.95 36.87 54.00 -17.13 32.46 32.58 5.94 34.11 392 360 AVERAGE	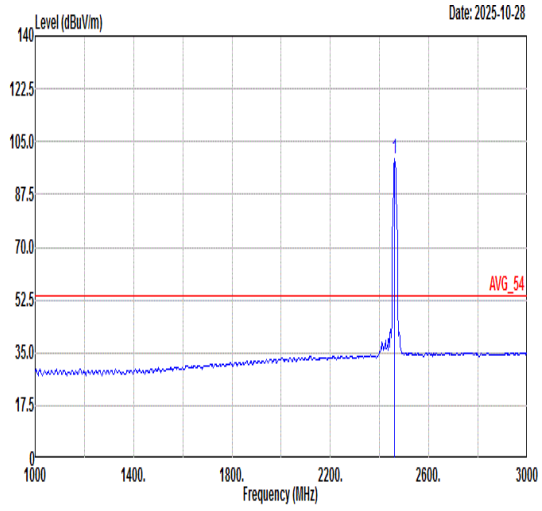 Freq Level Limit Line Margin (dB) Read Level Ant Factor Cable Loss Preamp Factor APos TPos Remark MHz dBuV/m dBuV/m dBuV dB/m dB dB cm deg 1 2462.00 99.10 ------ ------ 95.00 32.54 5.68 34.12 392 360 AVERAGE

Mode	26	
	Band Edge	
	2400-2483.5_802.11b_CH11_2462MHz	
ANT	6	
Pol.	Vertical	Fundamental
Peak	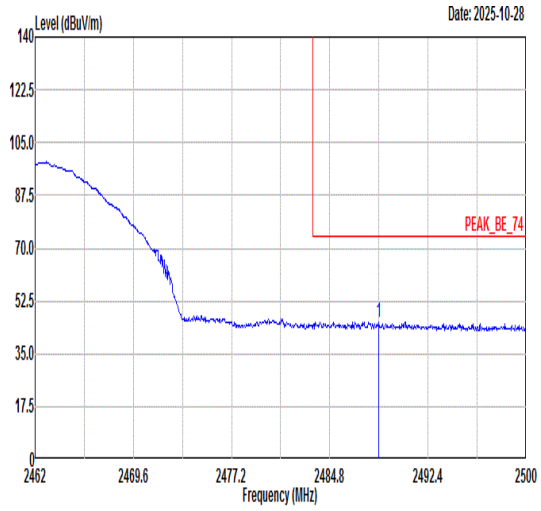 Freq Level Limit Line Margin (dB) Read Level Ant Factor Cable Loss Preamp Factor APos TPos Remark MHz dBuV/m dBuV/m dBuV dB/m dB dB cm deg 1 2488.60 45.66 74.00 -28.34 41.25 32.58 5.93 34.10 400 114 PEAK	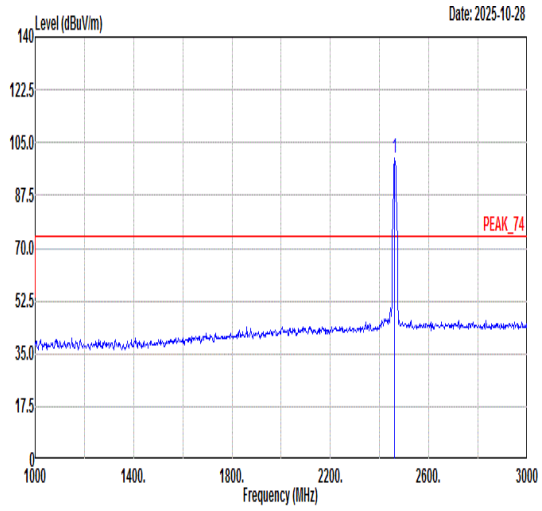 Freq Level Limit Line Margin (dB) Read Level Ant Factor Cable Loss Preamp Factor APos TPos Remark MHz dBuV/m dBuV/m dBuV dB/m dB dB cm deg 1 2462.00 99.88 ------ ------ 95.78 32.54 5.68 34.12 400 114 PEAK
Avg	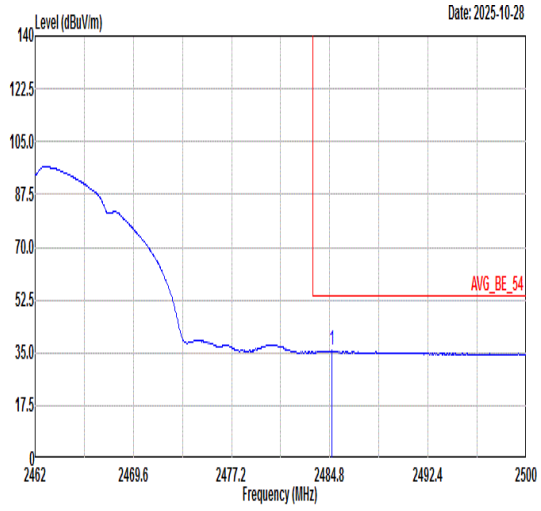 Freq Level Limit Line Margin (dB) Read Level Ant Factor Cable Loss Preamp Factor APos TPos Remark MHz dBuV/m dBuV/m dBuV dB/m dB dB cm deg 1 2484.99 35.75 54.00 -18.25 31.34 32.58 5.94 34.11 400 114 AVERAGE	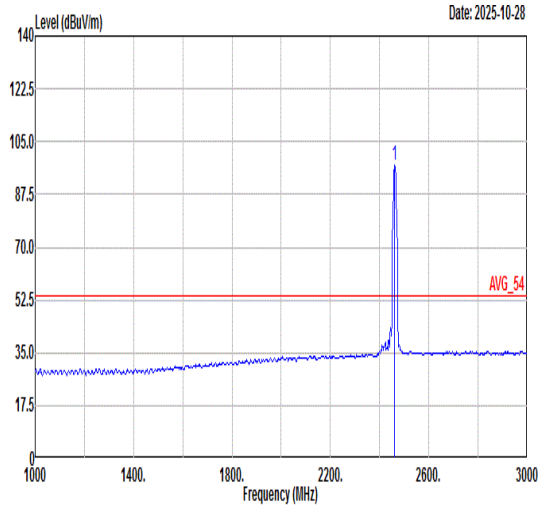 Freq Level Limit Line Margin (dB) Read Level Ant Factor Cable Loss Preamp Factor APos TPos Remark MHz dBuV/m dBuV/m dBuV dB/m dB dB cm deg 1 2462.00 97.36 ------ ------ 93.26 32.54 5.68 34.12 400 114 AVERAGE

Mode	26	
	Harmonic	
	2400-2483.5_802.11b_CH11_2462MHz	
ANT	6	
Pol.	Horizontal	Vertical
Peak Avg	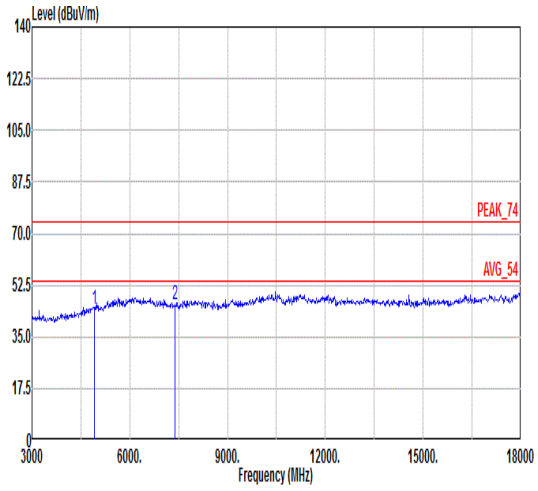 Freq Level Limit Line Margin Read Level Ant Factor Cable Loss Preamp Factor APos TPos Remark MHz dBuV/m dBuV/m dB dBuV dB/m dB dB cm deg 1 4924.00 44.32 74.00 -29.68 53.07 35.12 8.57 52.44 --- --- Peak 2 7386.00 46.06 74.00 -27.94 52.08 36.10 10.18 52.30 --- --- Peak	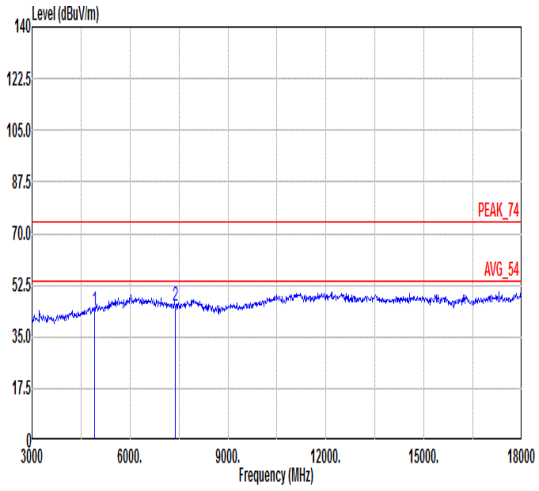 Freq Level Limit Line Margin Read Level Ant Factor Cable Loss Preamp Factor APos TPos Remark MHz dBuV/m dBuV/m dB dBuV dB/m dB dB cm deg 1 4924.00 44.09 74.00 -29.91 52.84 35.12 8.57 52.44 --- --- Peak 2 7386.00 45.61 74.00 -28.39 51.63 36.10 10.18 52.30 --- --- Peak

Mode	27	
	Band Edge	
	2400-2483.5_802.11g_CH01_2412MHz	
ANT	13+6	
Pol.	Horizontal	Fundamental
Peak	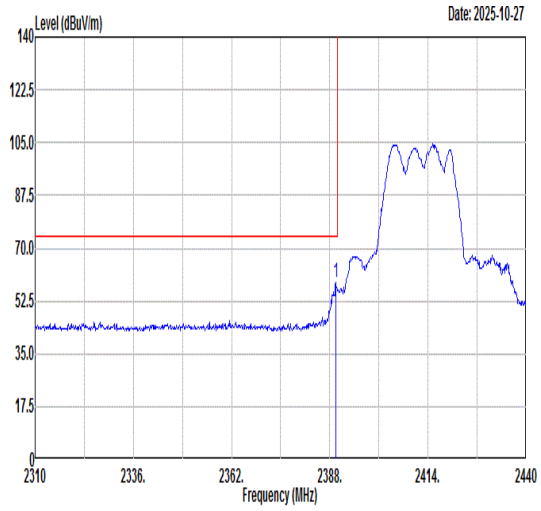 Limit Margin Read Ant Cable Preamp APos TPos Freq Level Line (dB) Level Factor Loss Factor Remark MHz dBuV/m dBuV/m dBuV dB/m dB dB cm deg 1 2389.56 58.42 74.00 -15.58 54.78 32.42 5.36 34.14 229 0 PEAK	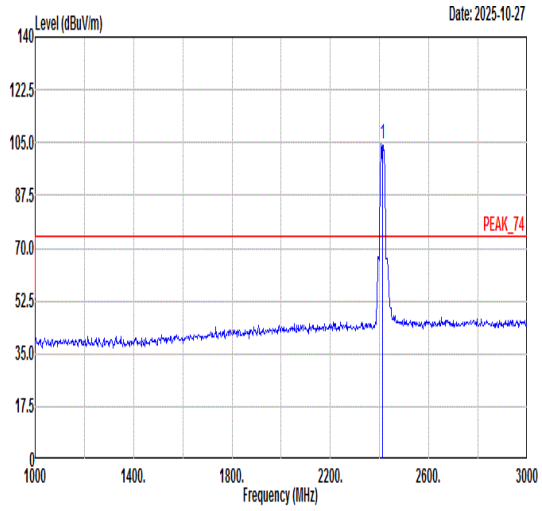 Limit Margin Read Ant Cable Preamp APos TPos Freq Level Line (dB) Level Factor Loss Factor Remark MHz dBuV/m dBuV/m dBuV dB/m dB dB cm deg 1 2412.00 104.51 ------ ------ 100.83 32.45 5.37 34.14 229 0 PEAK
Avg	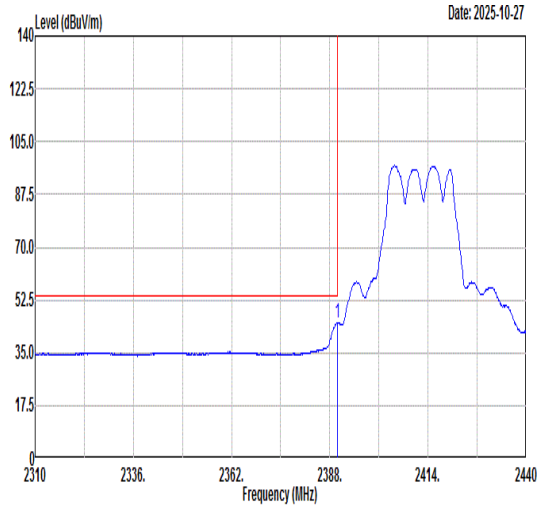 Limit Margin Read Ant Cable Preamp APos TPos Freq Level Line (dB) Level Factor Loss Factor Remark MHz dBuV/m dBuV/m dBuV dB/m dB dB cm deg 1 2389.95 45.02 54.00 -8.98 41.38 32.42 5.36 34.14 229 0 AVERAGE	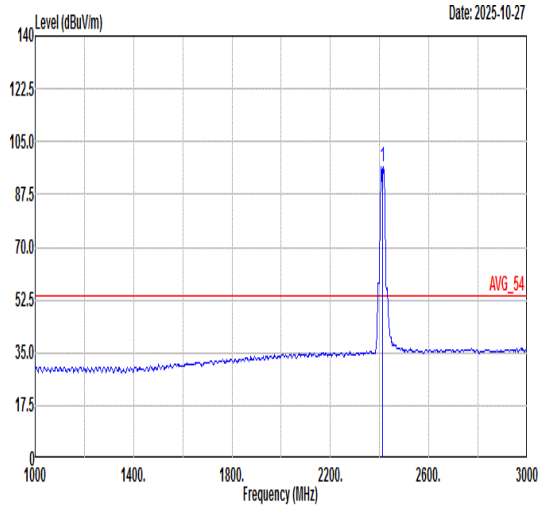 Limit Margin Read Ant Cable Preamp APos TPos Freq Level Line (dB) Level Factor Loss Factor Remark MHz dBuV/m dBuV/m dBuV dB/m dB dB cm deg 1 2412.00 96.88 ------ ------ 93.20 32.45 5.37 34.14 229 0 AVERAGE

Mode	27	
	Band Edge	
	2400-2483.5_802.11g_CH01_2412MHz	
ANT	13+6	
Pol.	Vertical	Fundamental
Peak	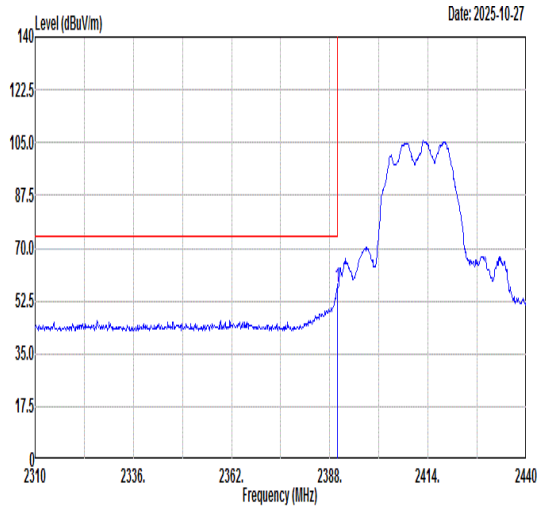 Freq Level Limit Line Margin (dB) Read Level Ant Factor Cable Loss Preamp Factor APos TPos Remark MHz dBuV/m dBuV/m dBuV dB/m dB dB cm deg 1 2389.95 57.14 74.00 -16.86 53.50 32.42 5.36 34.14 109 139 PEAK	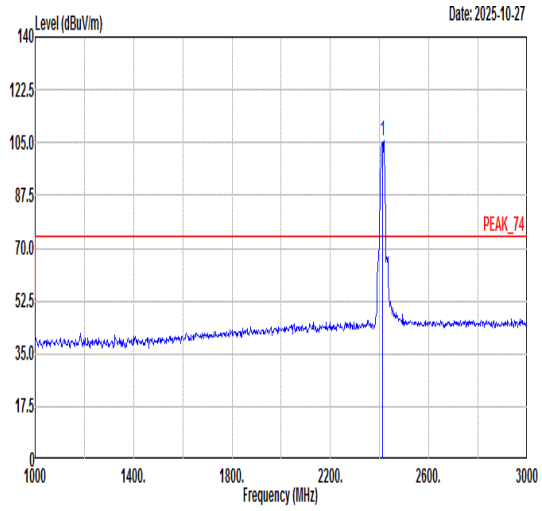 Freq Level Limit Line Margin (dB) Read Level Ant Factor Cable Loss Preamp Factor APos TPos Remark MHz dBuV/m dBuV/m dBuV dB/m dB dB cm deg 1 2412.00 105.40 ------ ------ 101.67 32.47 5.39 34.13 109 139 PEAK
Avg	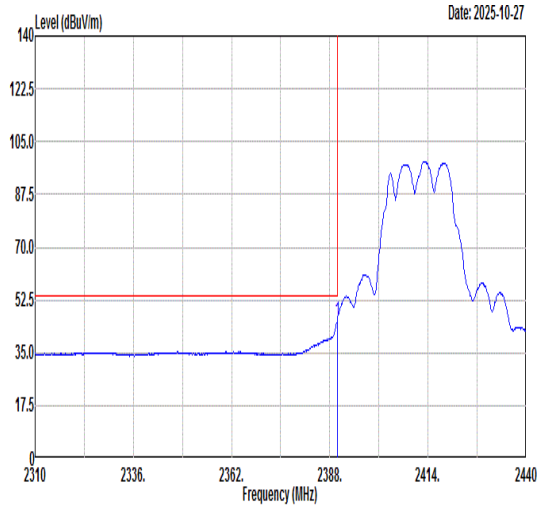 Freq Level Limit Line Margin (dB) Read Level Ant Factor Cable Loss Preamp Factor APos TPos Remark MHz dBuV/m dBuV/m dBuV dB/m dB dB cm deg 1 2389.95 45.50 54.00 -8.50 41.86 32.42 5.36 34.14 109 139 AVERAGE	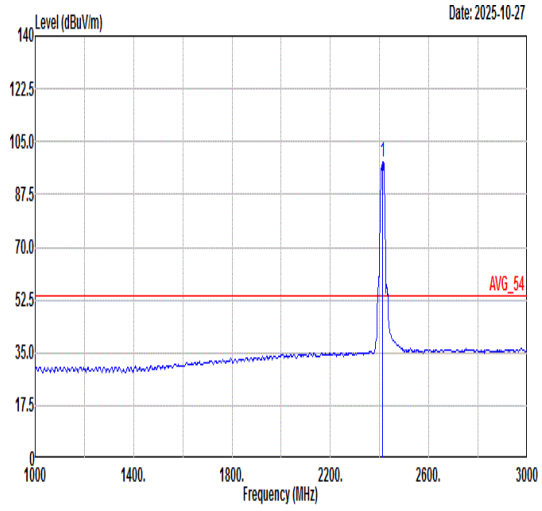 Freq Level Limit Line Margin (dB) Read Level Ant Factor Cable Loss Preamp Factor APos TPos Remark MHz dBuV/m dBuV/m dBuV dB/m dB dB cm deg 1 2412.00 98.32 ------ ------ 94.62 32.46 5.38 34.14 109 139 AVERAGE

Mode	27	
	Harmonic	
	2400-2483.5_802.11g_CH01_2412MHz	
ANT	13+6	
Pol.	Horizontal	Vertical
Peak Avg	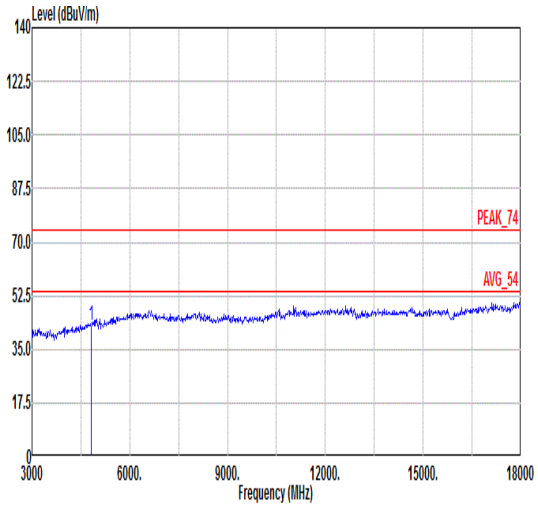 Freq Level Limit Line Margin Read Level Ant Factor Cable Loss Preamp Factor APos TPos Remark MHz dBuV/m dBuV/m dB dBuV dB/m dB dB cm deg 1 4824.00 42.91 74.00 -31.09 51.77 35.02 8.88 52.76 --- --- Peak	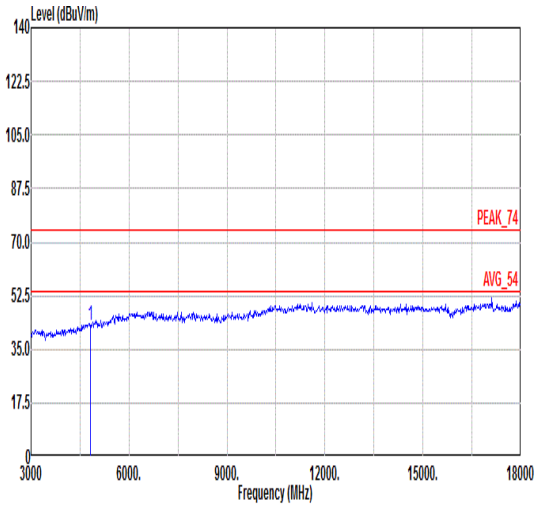 Freq Level Limit Line Margin Read Level Ant Factor Cable Loss Preamp Factor APos TPos Remark MHz dBuV/m dBuV/m dB dBuV dB/m dB dB cm deg 1 4824.00 42.98 74.00 -31.02 51.84 35.02 8.88 52.76 --- --- Peak

Mode	28	
	Band Edge - L	
	2400-2483.5_802.11g_CH06_2437MHz	
ANT	13+6	
Pol.	Horizontal	Fundamental
Peak	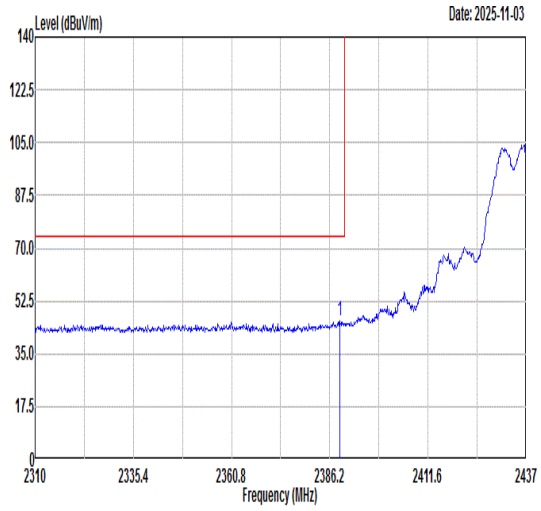 Freq Level Limit Line Margin (dB) Read Level Ant Factor Cable Loss Preamp Factor APos TPos Remark 1 2388.87 46.10 74.00 -27.90 42.46 32.42 5.36 34.14 308 360 PEAK	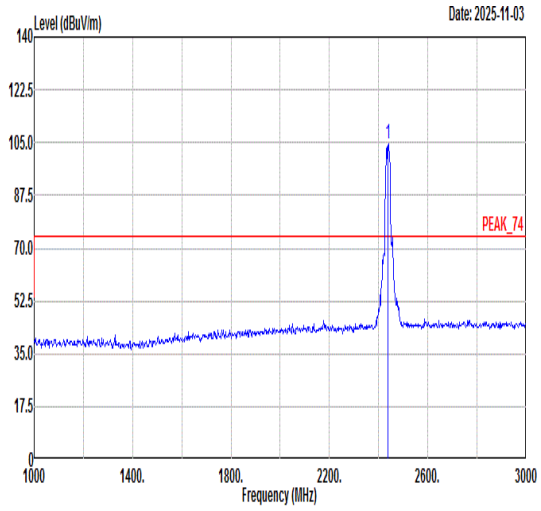 Freq Level Limit Line Margin (dB) Read Level Ant Factor Cable Loss Preamp Factor APos TPos Remark 1 2437.00 104.80 ------ ------ 101.00 32.51 5.41 34.12 308 360 PEAK
Avg	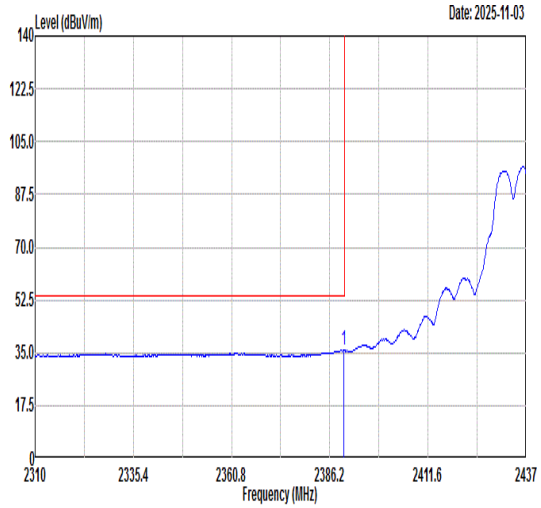 Freq Level Limit Line Margin (dB) Read Level Ant Factor Cable Loss Preamp Factor APos TPos Remark 1 2389.88 35.97 54.00 -18.03 32.33 32.42 5.36 34.14 308 360 AVERAGE	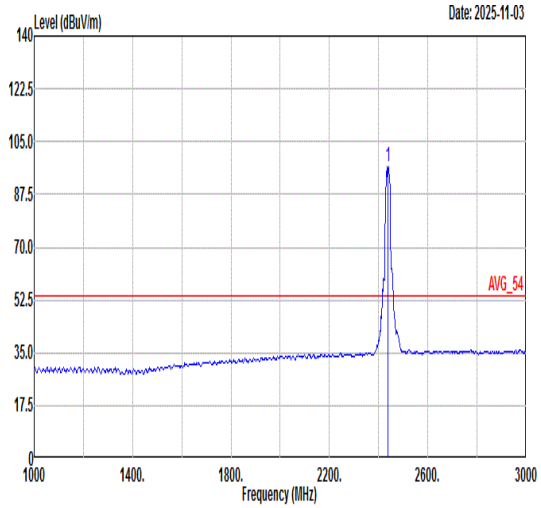 Freq Level Limit Line Margin (dB) Read Level Ant Factor Cable Loss Preamp Factor APos TPos Remark 1 2437.00 96.79 ------ ------ 92.99 32.51 5.41 34.12 308 360 AVERAGE

Mode	28	
	Band Edge - R	
	2400-2483.5_802.11g_CH06_2437MHz	
ANT	13+6	
Pol.	Horizontal	Fundamental
Peak	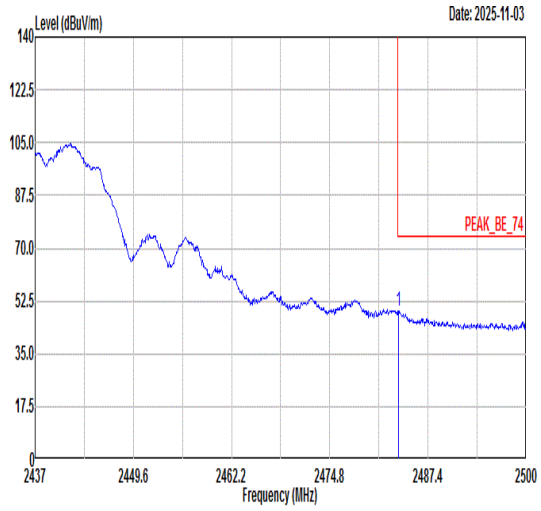 Freq Level Limit Line Margin (dB) Read Level Ant Factor Cable Loss Preamp Factor APos TPos Remark MHz dBuV/m dBuV/m dBuV dB/m dB dB cm deg 1 2483.62 49.34 74.00 -24.66 44.93 32.57 5.95 34.11 308 360 PEAK	Blank
Avg	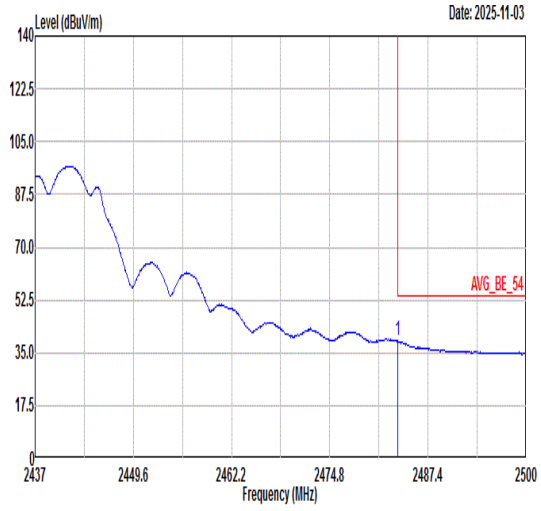 Freq Level Limit Line Margin (dB) Read Level Ant Factor Cable Loss Preamp Factor APos TPos Remark MHz dBuV/m dBuV/m dBuV dB/m dB dB cm deg 1 2483.56 38.86 54.00 -15.14 34.45 32.57 5.95 34.11 308 360 AVERAGE	Blank

Mode	28	
	Band Edge - L	
	2400-2483.5_802.11g_CH06_2437MHz	
ANT	13+6	
Pol.	Vertical	Fundamental
Peak	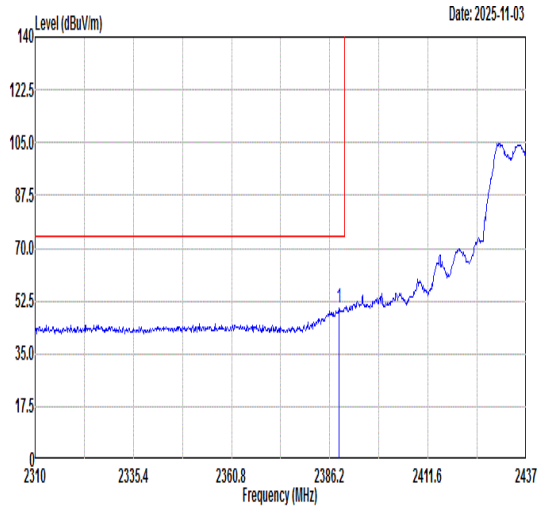 Freq Level Limit Line Margin (dB) Read Level Ant Factor Cable Loss Preamp Factor APos TPos Remark MHz dBuV/m dBuV/m dBuV dB/m dB dB cm deg 1 2388.61 50.08 74.00 -23.92 46.44 32.42 5.36 34.14 100 348 PEAK	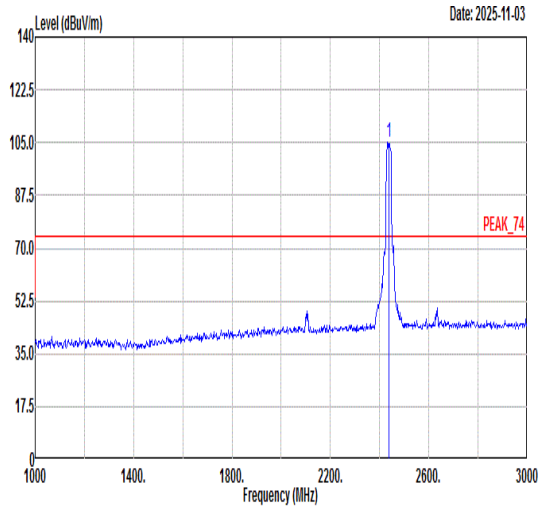 Freq Level Limit Line Margin (dB) Read Level Ant Factor Cable Loss Preamp Factor APos TPos Remark MHz dBuV/m dBuV/m dBuV dB/m dB dB cm deg 1 2437.00 104.90 ------ ------ 101.14 32.49 5.40 34.13 100 348 PEAK
Avg	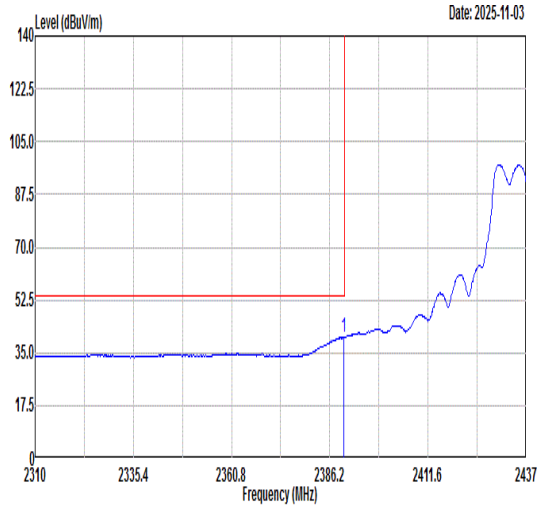 Freq Level Limit Line Margin (dB) Read Level Ant Factor Cable Loss Preamp Factor APos TPos Remark MHz dBuV/m dBuV/m dBuV dB/m dB dB cm deg 1 2389.88 40.14 54.00 -13.86 36.50 32.42 5.36 34.14 100 348 AVERAGE	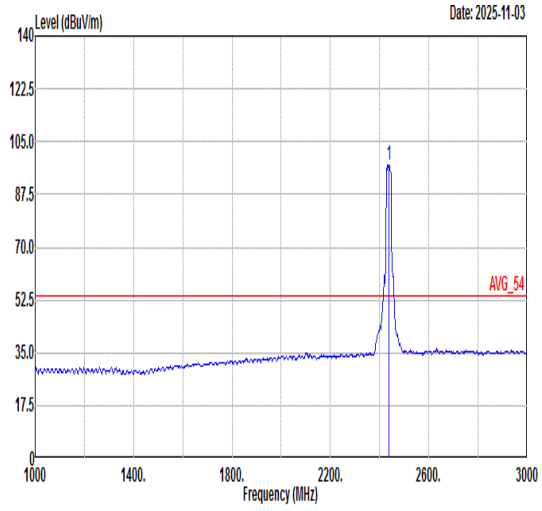 Freq Level Limit Line Margin (dB) Read Level Ant Factor Cable Loss Preamp Factor APos TPos Remark MHz dBuV/m dBuV/m dBuV dB/m dB dB cm deg 1 2437.00 97.30 ------ ------ 93.54 32.49 5.40 34.13 100 348 AVERAGE

Mode	28	
	Band Edge - R	
	2400-2483.5_802.11g_CH06_2437MHz	
ANT	13+6	
Pol.	Vertical	Fundamental
Peak	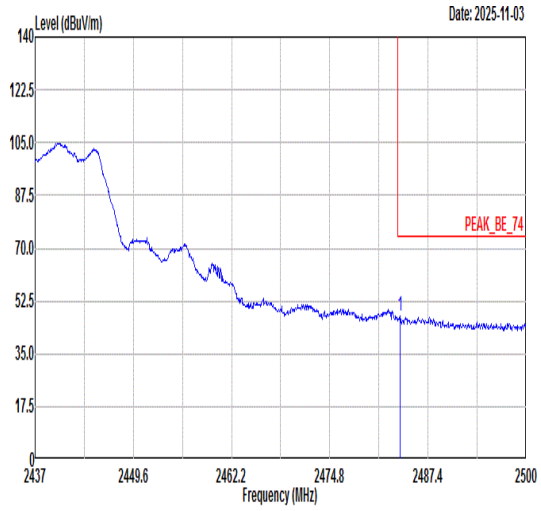 Freq Level Limit Line Margin (dB) Read Level Ant Factor Cable Loss Preamp Factor APos TPos Remark MHz dBuV/m dBuV/m dBuV dB/m dB dB cm deg 1 2483.81 47.46 74.00 -26.54 43.05 32.57 5.95 34.11 100 348 PEAK	Blank
Avg	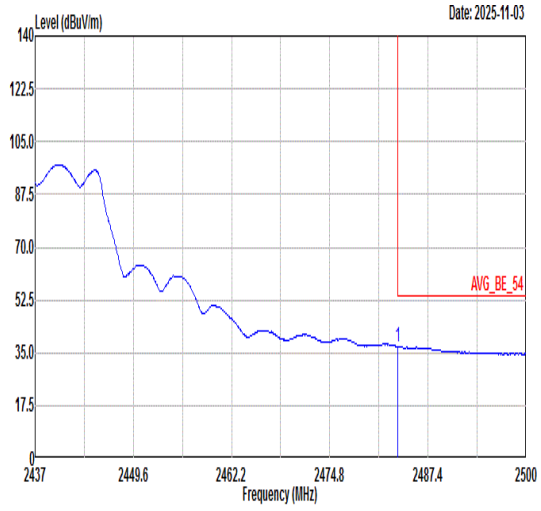 Freq Level Limit Line Margin (dB) Read Level Ant Factor Cable Loss Preamp Factor APos TPos Remark MHz dBuV/m dBuV/m dBuV dB/m dB dB cm deg 1 2483.56 37.02 54.00 -16.98 32.61 32.57 5.95 34.11 100 348 AVERAGE	Blank

Mode	28	
	Harmonic	
	2400-2483.5_802.11g_CH06_2437MHz	
ANT	13+6	
Pol.	Horizontal	Vertical
Peak Avg	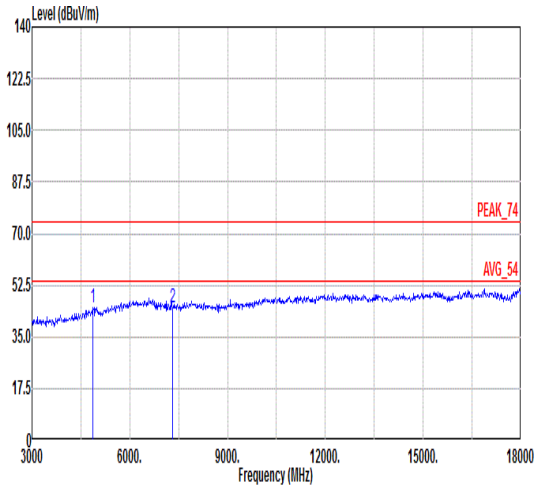 Freq Level Limit Line Margin Read Level Ant Factor Cable Loss Preamp Factor APos TPos Remark MHz dBuV/m dBuV/m dB dBuV dB/m dB dB cm deg 1 4874.00 44.93 74.00 -29.07 53.74 35.07 8.72 52.60 --- --- Peak 2 7311.00 44.74 74.00 -29.26 50.76 36.10 10.18 52.30 --- --- Peak	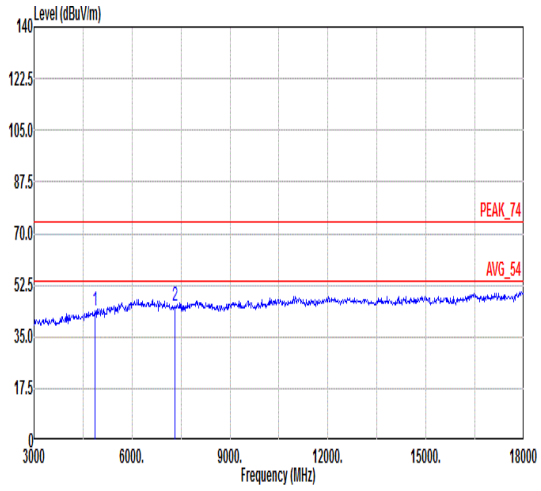 Freq Level Limit Line Margin Read Level Ant Factor Cable Loss Preamp Factor APos TPos Remark MHz dBuV/m dBuV/m dB dBuV dB/m dB dB cm deg 1 4874.00 43.63 74.00 -30.37 52.44 35.07 8.72 52.60 --- --- Peak 2 7311.00 45.64 74.00 -28.36 51.66 36.10 10.18 52.30 --- --- Peak

Mode	29	
	Band Edge	
	2400-2483.5_802.11g_CH11_2462MHz	
ANT	13+6	
Pol.	Horizontal	Fundamental
Peak	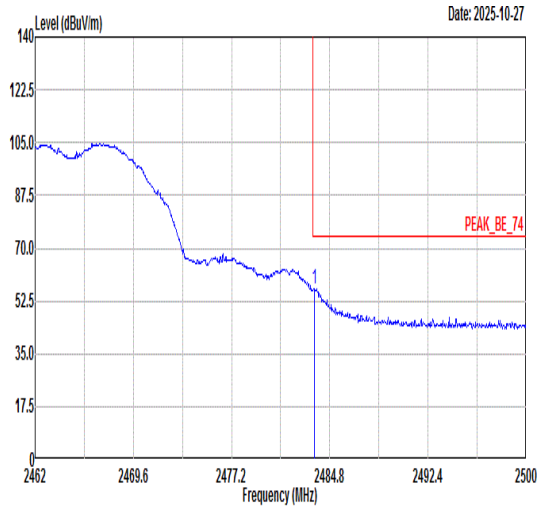 Freq Level Limit Line Margin (dB) Read Level Ant Factor Cable Loss Preamp Factor APos TPos Remark MHz dBuV/m dBuV/m dBuV dB/m dB dB cm deg 1 2483.62 56.48 74.00 -17.52 52.07 32.57 5.95 34.11 300 25 PEAK	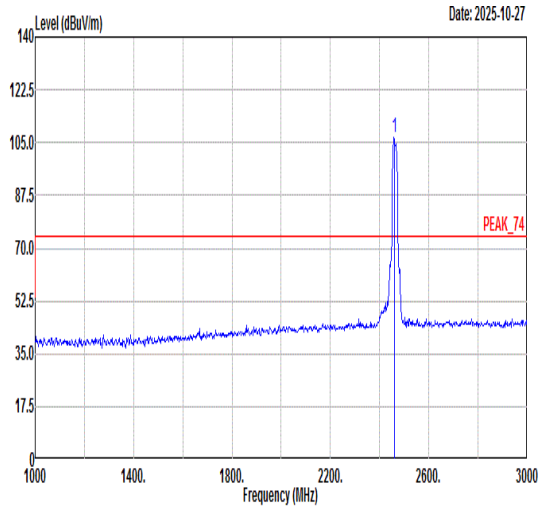 Freq Level Limit Line Margin (dB) Read Level Ant Factor Cable Loss Preamp Factor APos TPos Remark MHz dBuV/m dBuV/m dBuV dB/m dB dB cm deg 1 2462.00 106.82 ------ ------ 102.82 32.53 5.59 34.12 300 25 PEAK
Avg	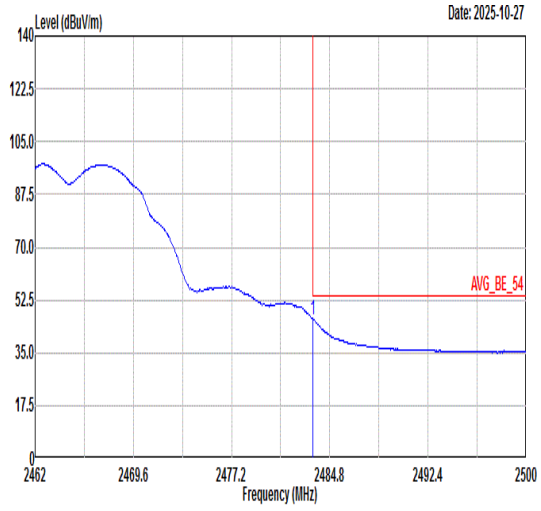 Freq Level Limit Line Margin (dB) Read Level Ant Factor Cable Loss Preamp Factor APos TPos Remark MHz dBuV/m dBuV/m dBuV dB/m dB dB cm deg 1 2483.51 46.13 54.00 -7.87 41.72 32.57 5.95 34.11 300 25 AVERAGE	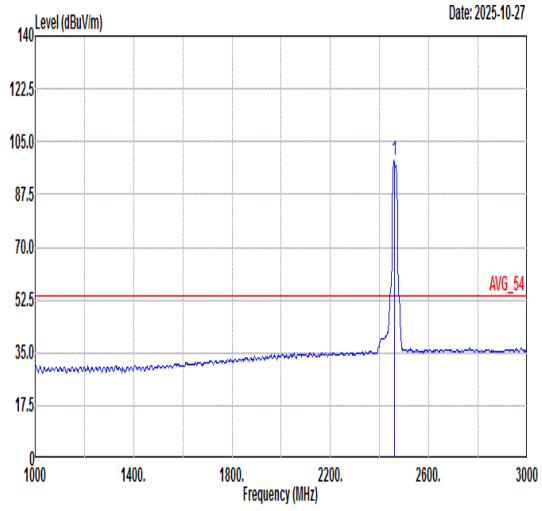 Freq Level Limit Line Margin (dB) Read Level Ant Factor Cable Loss Preamp Factor APos TPos Remark MHz dBuV/m dBuV/m dBuV dB/m dB dB cm deg 1 2462.00 99.01 ------ ------ 95.01 32.53 5.59 34.12 300 25 AVERAGE

Mode	29	
	Band Edge	
	2400-2483.5_802.11g_CH11_2462MHz	
ANT	13+6	
Pol.	Vertical	Fundamental
Peak	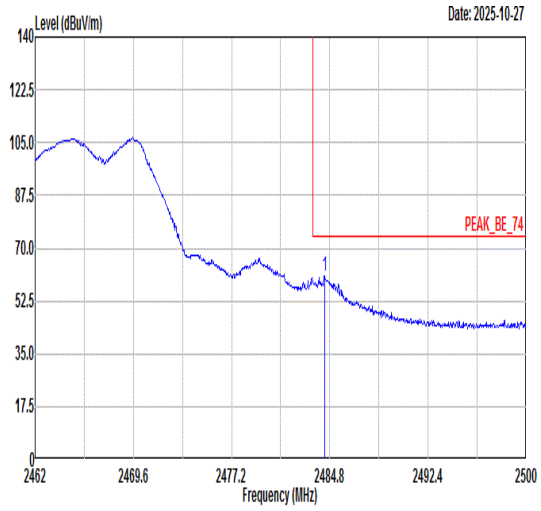 Freq Level Limit Line Margin (dB) Read Level Ant Factor Cable Loss Preamp Factor APos TPos Remark MHz dBuV/m dBuV/m dBuV dB/m dB dB cm deg 1 2484.42 60.99 74.00 -13.01 56.58 32.58 5.94 34.11 100 131 PEAK	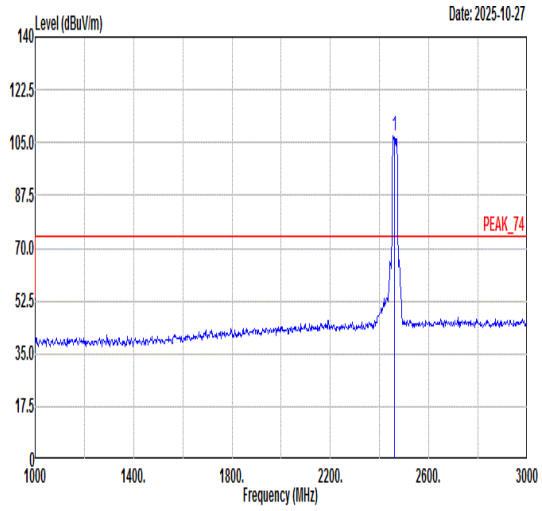 Freq Level Limit Line Margin (dB) Read Level Ant Factor Cable Loss Preamp Factor APos TPos Remark MHz dBuV/m dBuV/m dBuV dB/m dB dB cm deg 1 2462.00 107.00 ------ ------ 103.02 32.53 5.57 34.12 100 131 PEAK
Avg	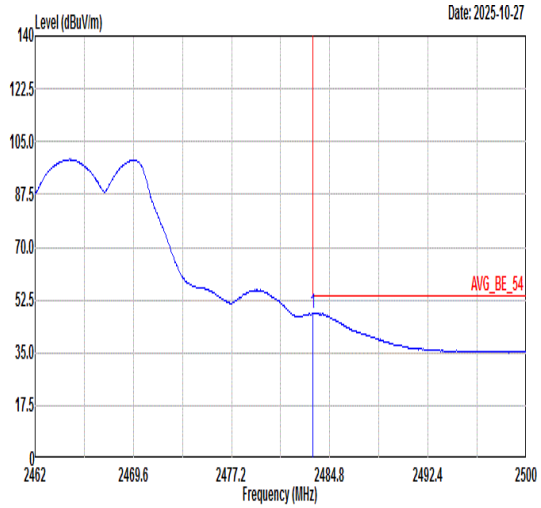 Freq Level Limit Line Margin (dB) Read Level Ant Factor Cable Loss Preamp Factor APos TPos Remark MHz dBuV/m dBuV/m dBuV dB/m dB dB cm deg 1 2483.51 48.08 54.00 -5.92 43.67 32.57 5.95 34.11 100 131 AVERAGE	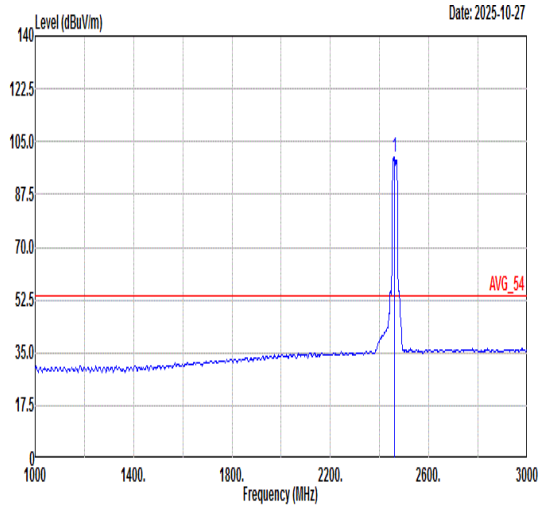 Freq Level Limit Line Margin (dB) Read Level Ant Factor Cable Loss Preamp Factor APos TPos Remark MHz dBuV/m dBuV/m dBuV dB/m dB dB cm deg 1 2462.00 99.84 ------ ------ 95.77 32.54 5.65 34.12 100 131 AVERAGE

Mode	29	
	Harmonic	
	2400-2483.5_802.11g_CH11_2462MHz	
ANT	13+6	
Pol.	Horizontal	Vertical
Peak Avg	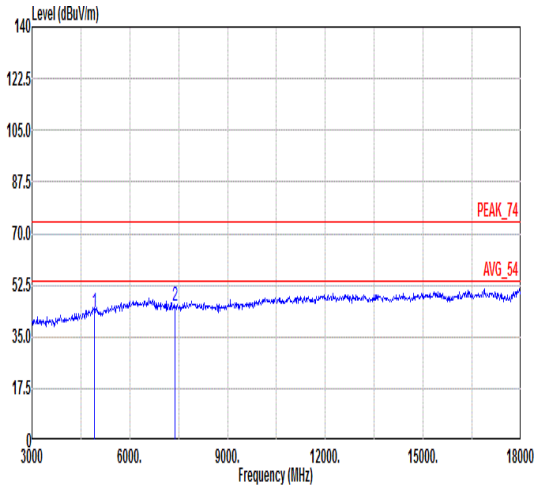 Freq Level Limit Line Margin Read Level Ant Factor Cable Loss Preamp Factor APos TPos Remark MHz dBuV/m dBuV/m dB dBuV dB/m dB dB cm deg 1 4924.00 43.26 74.00 -30.74 52.01 35.12 8.57 52.44 --- --- Peak 2 7386.00 45.61 74.00 -28.39 51.63 36.10 10.18 52.30 --- --- Peak	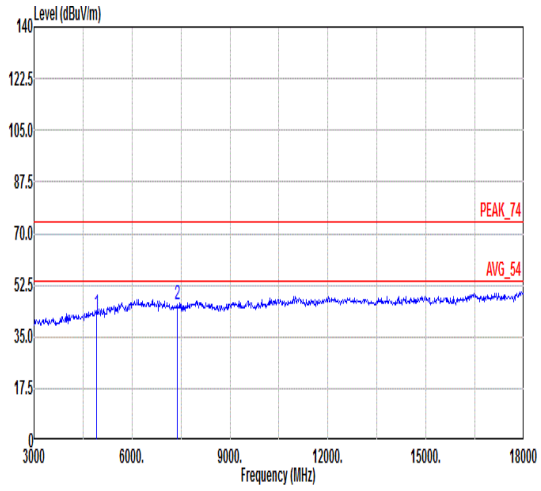 Freq Level Limit Line Margin Read Level Ant Factor Cable Loss Preamp Factor APos TPos Remark MHz dBuV/m dBuV/m dB dBuV dB/m dB dB cm deg 1 4924.00 43.00 74.00 -31.00 51.75 35.12 8.57 52.44 --- --- Peak 2 7386.00 46.04 74.00 -27.96 52.06 36.10 10.18 52.30 --- --- Peak

Mode	30	
	Band Edge	
	2400-2483.5_802.11n HT20_CH01_2412MHz	
ANT	13+6	
Pol.	Horizontal	Fundamental
Peak	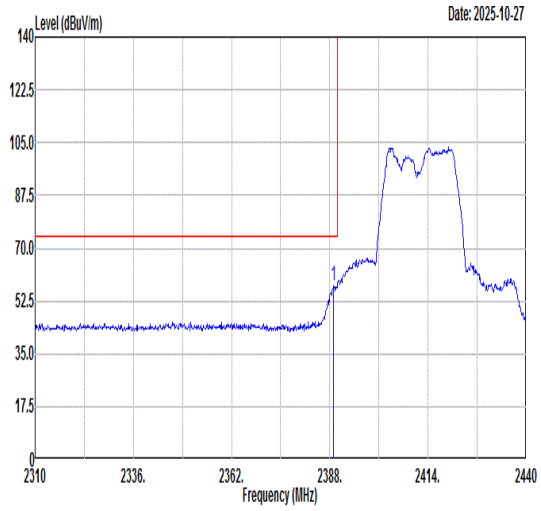 Freq Level Limit Line Margin (dB) Read Level Ant Factor Cable Loss Preamp Factor APos TPos Remark MHz dBuV/m dBuV/m dBuV dB/m dB dB cm deg 1 2389.04 57.72 74.00 -16.28 54.08 32.42 5.36 34.14 369 313 PEAK	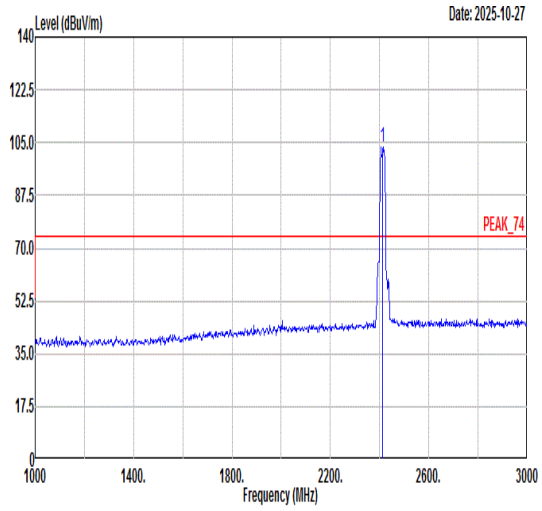 Freq Level Limit Line Margin (dB) Read Level Ant Factor Cable Loss Preamp Factor APos TPos Remark MHz dBuV/m dBuV/m dBuV dB/m dB dB cm deg 1 2412.00 103.41 ------ ------ 99.70 32.46 5.38 34.13 369 313 PEAK
Avg	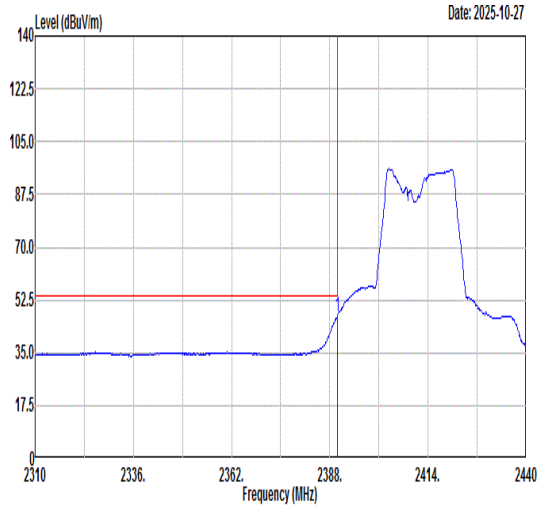 Freq Level Limit Line Margin (dB) Read Level Ant Factor Cable Loss Preamp Factor APos TPos Remark MHz dBuV/m dBuV/m dBuV dB/m dB dB cm deg 1 2389.95 47.17 54.00 -6.83 43.53 32.42 5.36 34.14 369 313 AVERAGE	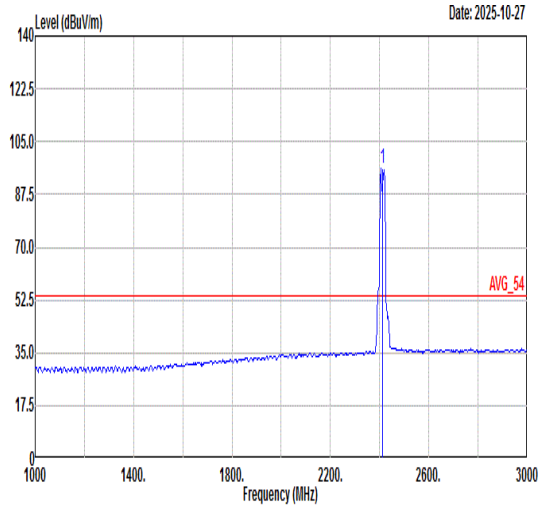 Freq Level Limit Line Margin (dB) Read Level Ant Factor Cable Loss Preamp Factor APos TPos Remark MHz dBuV/m dBuV/m dBuV dB/m dB dB cm deg 1 2412.00 95.90 ------ ------ 92.22 32.45 5.37 34.14 369 313 AVERAGE

Mode	30	
	Band Edge	
	2400-2483.5_802.11n HT20_CH01_2412MHz	
ANT	13+6	
Pol.	Vertical	Fundamental
Peak	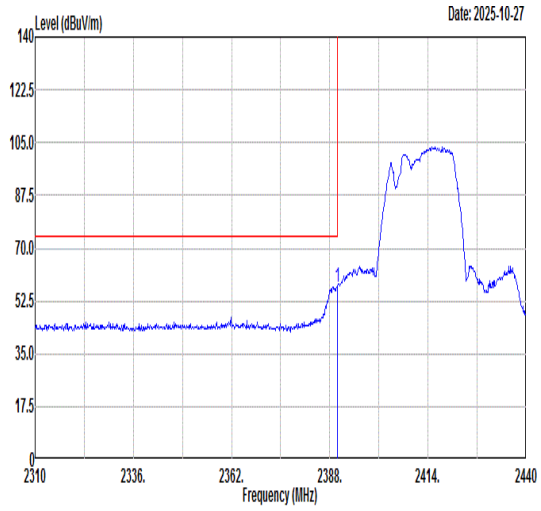 Freq Level Limit Line Margin (dB) Read Level Ant Factor Cable Loss Preamp Factor APos TPos Remark 1 2389.95 57.30 74.00 -16.70 53.66 32.42 5.36 34.14 108 128 PEAK	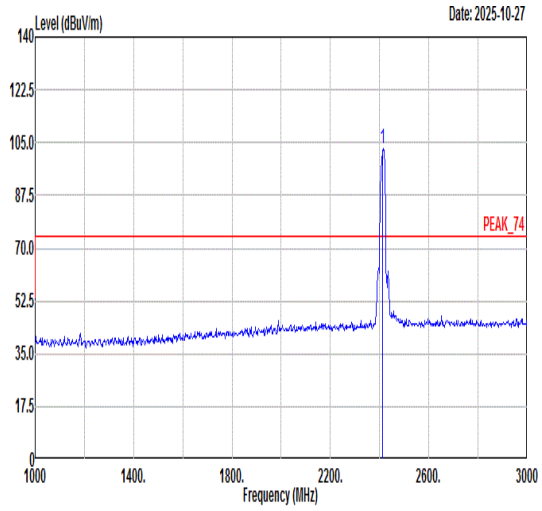 Freq Level Limit Line Margin (dB) Read Level Ant Factor Cable Loss Preamp Factor APos TPos Remark 1 2412.00 103.27 ------ ------ 99.55 32.47 5.38 34.13 108 128 PEAK
Avg	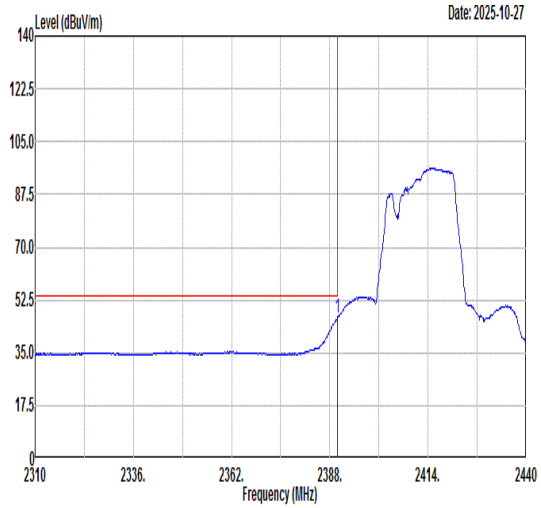 Freq Level Limit Line Margin (dB) Read Level Ant Factor Cable Loss Preamp Factor APos TPos Remark 1 2389.95 46.51 54.00 -7.49 42.87 32.42 5.36 34.14 108 128 AVERAGE	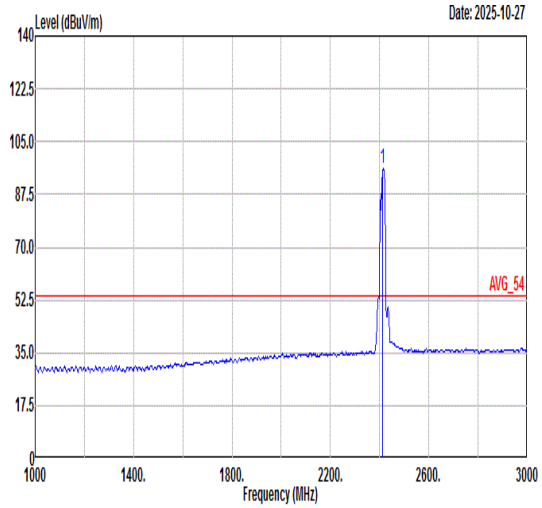 Freq Level Limit Line Margin (dB) Read Level Ant Factor Cable Loss Preamp Factor APos TPos Remark 1 2412.00 96.00 ------ ------ 92.28 32.47 5.38 34.13 108 128 AVERAGE

Mode	30	
	Harmonic	
	2400-2483.5_802.11n HT20_CH01_2412MHz	
ANT	13+6	
Pol.	Horizontal	Vertical
Peak Avg	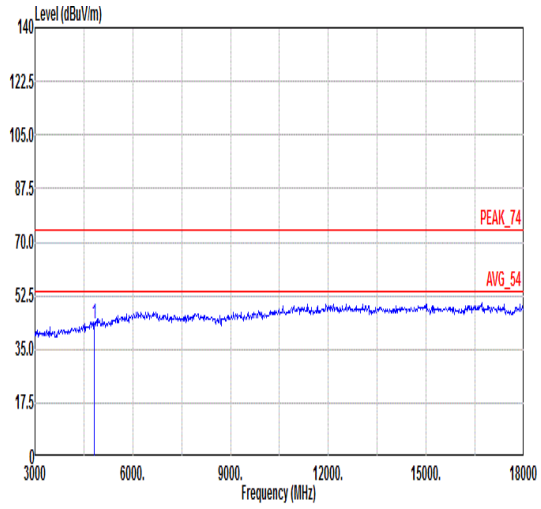 Freq Level Limit Line Margin Read Level Ant Factor Cable Loss Preamp Factor APos TPos Remark MHz dBuV/m dBuV/m dB dBuV dB/m dB dB cm deg 1 4824.00 43.26 74.00 -30.74 52.12 35.02 8.88 52.76 --- --- Peak	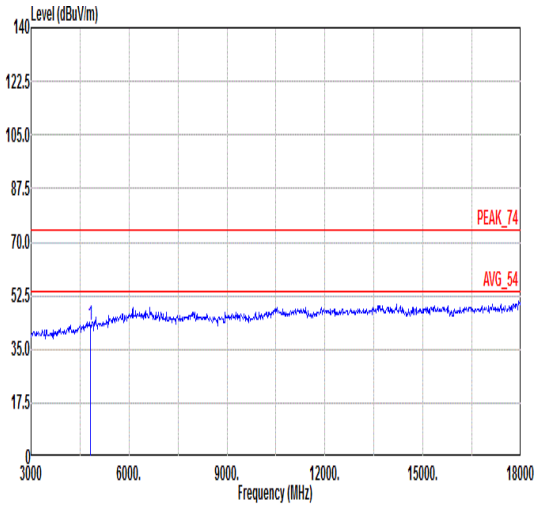 Freq Level Limit Line Margin Read Level Ant Factor Cable Loss Preamp Factor APos TPos Remark MHz dBuV/m dBuV/m dB dBuV dB/m dB dB cm deg 1 4824.00 43.03 74.00 -30.97 51.89 35.02 8.88 52.76 --- --- Peak

Mode	31	
	Band Edge - L	
	2400-2483.5_802.11n HT20_CH06_2437MHz	
ANT	13+6	
Pol.	Horizontal	Fundamental
Peak	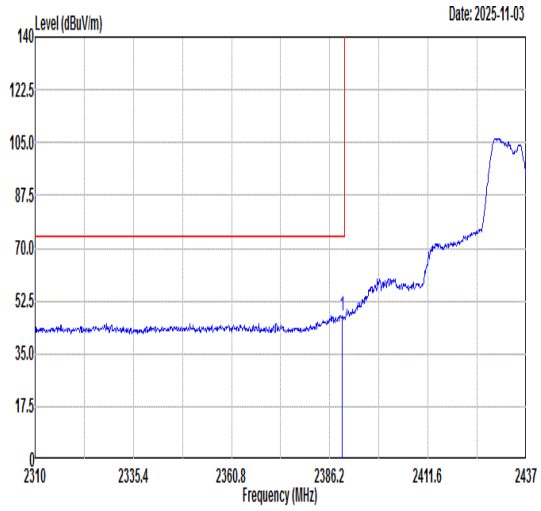 Freq Level Limit Line Margin (dB) Read Level Ant Factor Cable Loss Preamp Factor APos TPos Remark MHz dBuV/m dBuV/m dBuV dB/m dB dB cm deg 1 2389.50 47.61 74.00 -26.39 43.97 32.42 5.36 34.14 266 320 PEAK	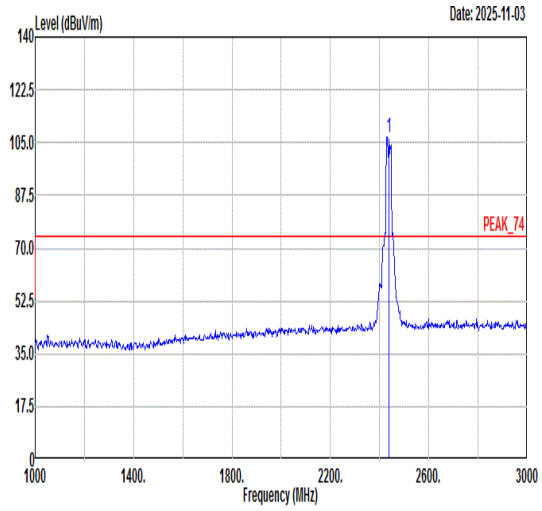 Freq Level Limit Line Margin (dB) Read Level Ant Factor Cable Loss Preamp Factor APos TPos Remark MHz dBuV/m dBuV/m dBuV dB/m dB dB cm deg 1 2437.00 106.57 ------ ------ 102.81 32.49 5.40 34.13 266 320 PEAK
Avg	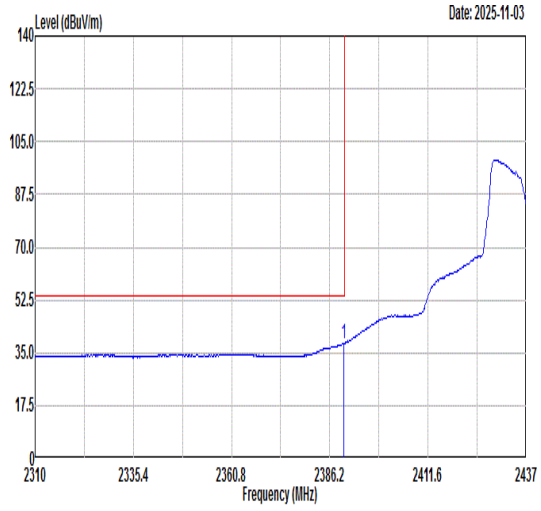 Freq Level Limit Line Margin (dB) Read Level Ant Factor Cable Loss Preamp Factor APos TPos Remark MHz dBuV/m dBuV/m dBuV dB/m dB dB cm deg 1 2389.88 38.03 54.00 -15.97 34.39 32.42 5.36 34.14 266 320 AVERAGE	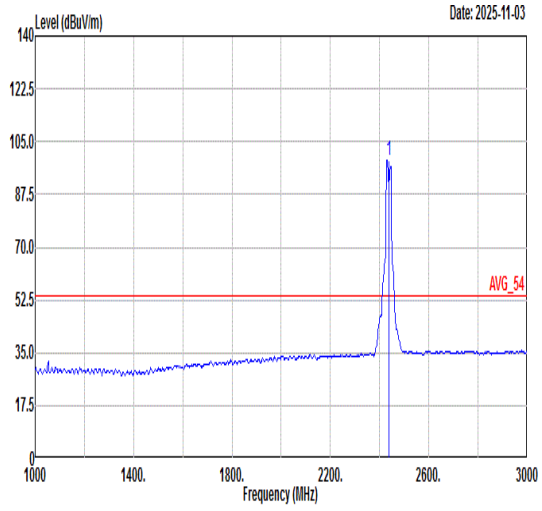 Freq Level Limit Line Margin (dB) Read Level Ant Factor Cable Loss Preamp Factor APos TPos Remark MHz dBuV/m dBuV/m dBuV dB/m dB dB cm deg 1 2437.00 98.74 ------ ------ 94.99 32.48 5.40 34.13 266 320 AVERAGE

Mode	31	
	Band Edge - R	
	2400-2483.5_802.11n HT20_CH06_2437MHz	
ANT	13+6	
Pol.	Horizontal	Fundamental
Peak	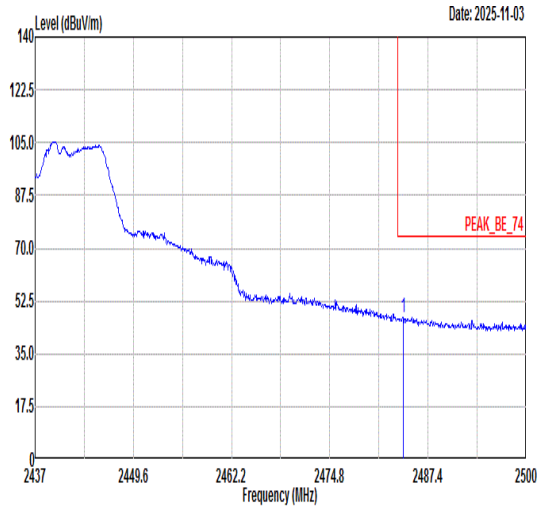 Freq Level Limit Line Margin (dB) Read Level Ant Factor Cable Loss Preamp Factor APos TPos Remark MHz dBuV/m dBuV/m dBuV dB/m dB dB cm deg 1 2484.25 47.19 74.00 -26.81 42.79 32.57 5.94 34.11 266 320 PEAK	Blank
Avg	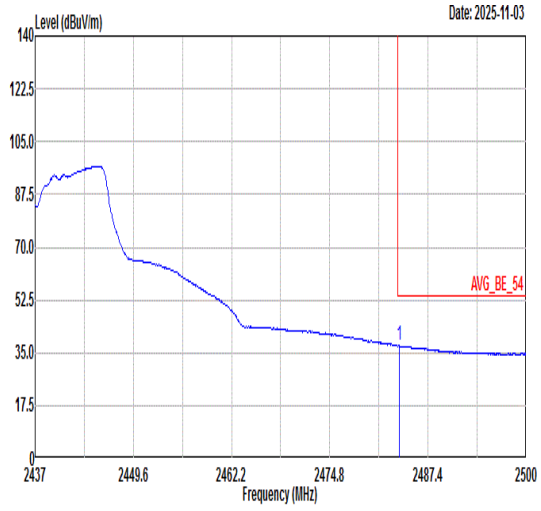 Freq Level Limit Line Margin (dB) Read Level Ant Factor Cable Loss Preamp Factor APos TPos Remark MHz dBuV/m dBuV/m dBuV dB/m dB dB cm deg 1 2483.68 37.29 54.00 -16.71 32.88 32.57 5.95 34.11 266 320 AVERAGE	Blank

Mode	31	
	Band Edge - L	
	2400-2483.5_802.11n HT20_CH06_2437MHz	
ANT	13+6	
Pol.	Vertical	Fundamental
Peak	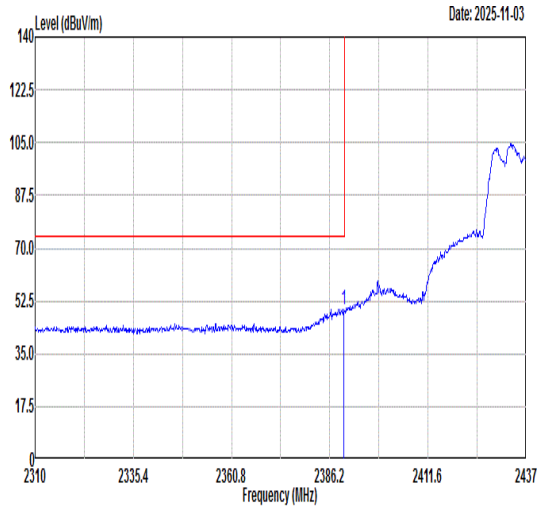 Freq Level Limit Line Margin (dB) Read Level Ant Factor Cable Loss Preamp Factor APos TPos Remark MHz dBuV/m dBuV/m dBuV dB/m dB dB cm deg 1 2389.76 49.85 74.00 -24.15 46.21 32.42 5.36 34.14 114 137 PEAK	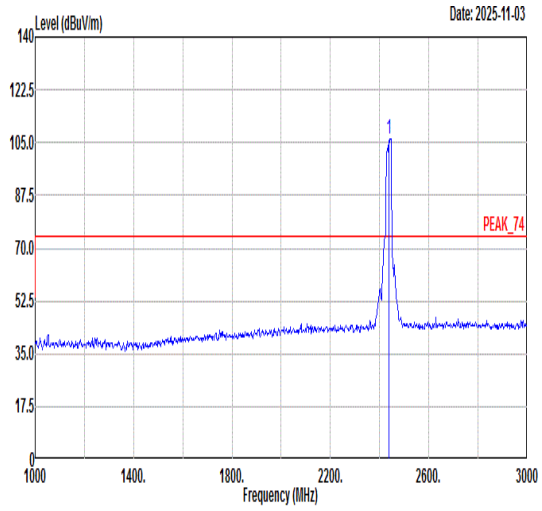 Freq Level Limit Line Margin (dB) Read Level Ant Factor Cable Loss Preamp Factor APos TPos Remark MHz dBuV/m dBuV/m dBuV dB/m dB dB cm deg 1 2437.00 106.31 ------ ------ 102.49 32.51 5.43 34.12 114 137 PEAK
Avg	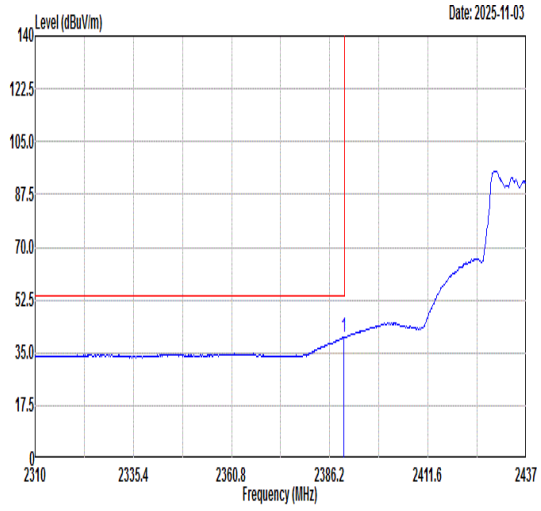 Freq Level Limit Line Margin (dB) Read Level Ant Factor Cable Loss Preamp Factor APos TPos Remark MHz dBuV/m dBuV/m dBuV dB/m dB dB cm deg 1 2389.76 39.98 54.00 -14.02 36.34 32.42 5.36 34.14 114 137 AVERAGE	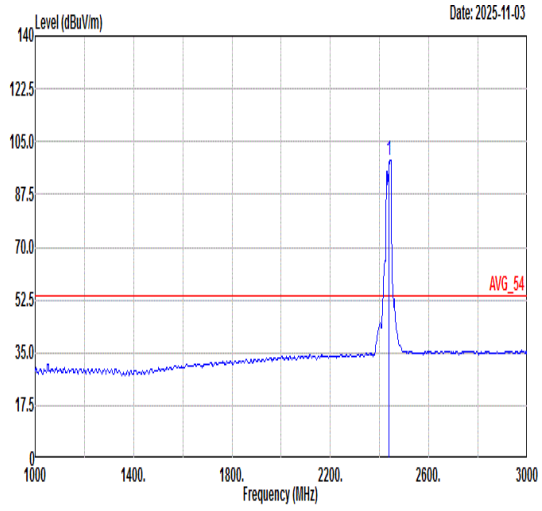 Freq Level Limit Line Margin (dB) Read Level Ant Factor Cable Loss Preamp Factor APos TPos Remark MHz dBuV/m dBuV/m dBuV dB/m dB dB cm deg 1 2437.00 98.89 ------ ------ 95.07 32.51 5.43 34.12 114 137 AVERAGE

Mode	31	
	Band Edge - R	
	2400-2483.5_802.11n HT20_CH06_2437MHz	
ANT	13+6	
Pol.	Vertical	Fundamental
Peak	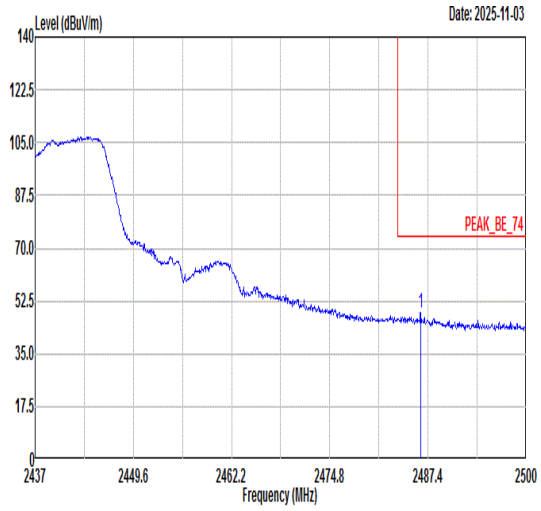 Freq Level Limit Line Margin (dB) Read Level Ant Factor Cable Loss Preamp Factor APos TPos Remark MHz dBuV/m dBuV/m dBuV dB/m dB dB cm deg 1 2486.46 48.54 74.00 -25.46 44.14 32.58 5.93 34.11 114 137 PEAK	Blank
Avg	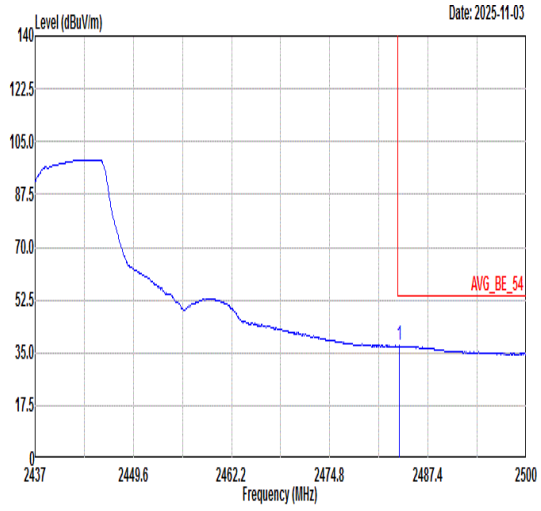 Freq Level Limit Line Margin (dB) Read Level Ant Factor Cable Loss Preamp Factor APos TPos Remark MHz dBuV/m dBuV/m dBuV dB/m dB dB cm deg 1 2483.68 37.39 54.00 -16.61 32.98 32.57 5.95 34.11 114 137 AVERAGE	Blank

Mode	31	
	Harmonic	
	2400-2483.5_802.11n HT20_CH06_2437MHz	
ANT	13+6	
Pol.	Horizontal	Vertical
Peak Avg	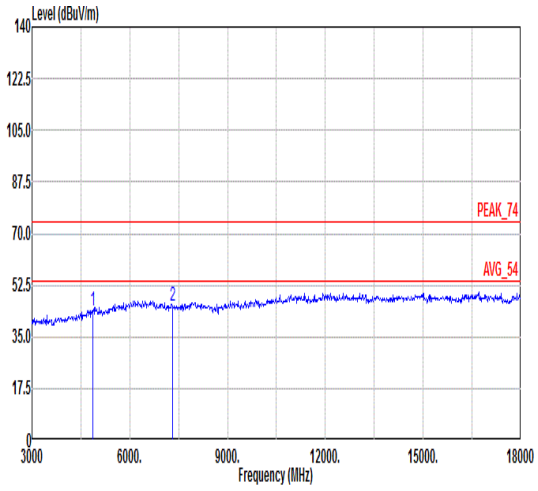 Freq Level Limit Line Margin Read Level Ant Factor Cable Loss Preamp Factor APos TPos Remark MHz dBuV/m dBuV/m dB dBuV dB/m dB dB cm deg 1 4874.00 43.97 74.00 -30.03 52.78 35.07 8.72 52.60 --- --- Peak 2 7311.00 45.44 74.00 -28.56 51.46 36.10 10.18 52.30 --- --- Peak	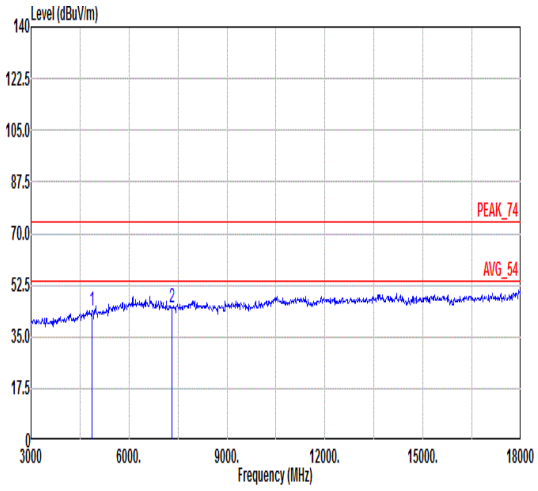 Freq Level Limit Line Margin Read Level Ant Factor Cable Loss Preamp Factor APos TPos Remark MHz dBuV/m dBuV/m dB dBuV dB/m dB dB cm deg 1 4874.00 43.78 74.00 -30.22 52.59 35.07 8.72 52.60 --- --- Peak 2 7311.00 44.94 74.00 -29.06 50.96 36.10 10.18 52.30 --- --- Peak

Mode	32	
	Band Edge	
	2400-2483.5_802.11n HT20_CH11_2462MHz	
ANT	13+6	
Pol.	Horizontal	Fundamental
Peak	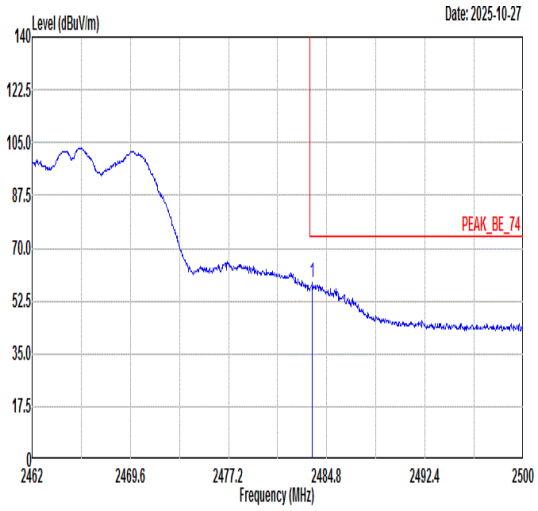 Freq Level Limit Line Margin (dB) Read Level Ant Factor Cable Loss Preamp Factor APos TPos Remark MHz dBuV/m dBuV/m dBuV dB/m dB dB cm deg 1 2483.70 58.44 74.00 -15.56 54.03 32.57 5.95 34.11 303 312 PEAK	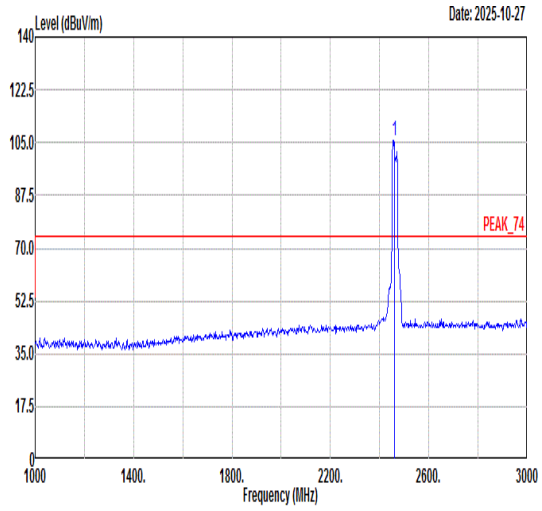 Freq Level Limit Line Margin (dB) Read Level Ant Factor Cable Loss Preamp Factor APos TPos Remark MHz dBuV/m dBuV/m dBuV dB/m dB dB cm deg 1 2462.00 105.62 ------ ------ 101.62 32.53 5.59 34.12 303 312 PEAK
Avg	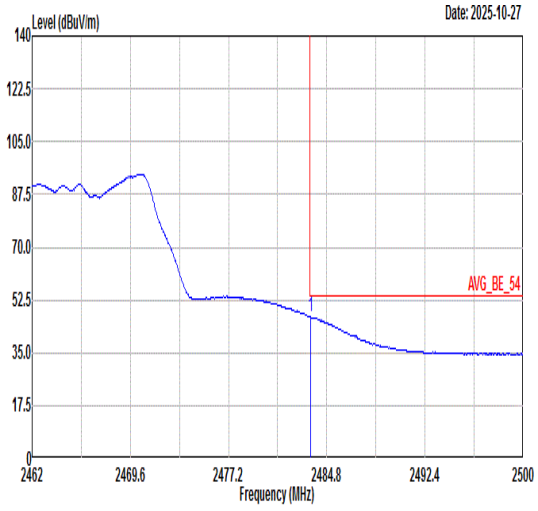 Freq Level Limit Line Margin (dB) Read Level Ant Factor Cable Loss Preamp Factor APos TPos Remark MHz dBuV/m dBuV/m dBuV dB/m dB dB cm deg 1 2483.55 46.81 54.00 -7.19 42.40 32.57 5.95 34.11 303 312 AVERAGE	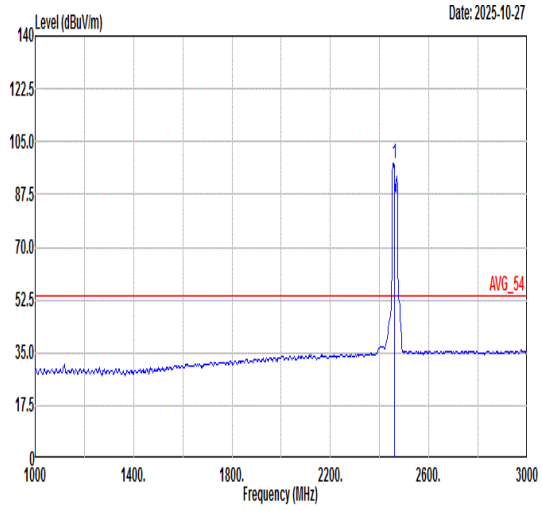 Freq Level Limit Line Margin (dB) Read Level Ant Factor Cable Loss Preamp Factor APos TPos Remark MHz dBuV/m dBuV/m dBuV dB/m dB dB cm deg 1 2462.00 97.94 ------ ------ 93.96 32.53 5.57 34.12 303 312 AVERAGE

Mode	32	
	Band Edge	
	2400-2483.5_802.11n HT20_CH11_2462MHz	
ANT	13+6	
Pol.	Vertical	Fundamental
Peak	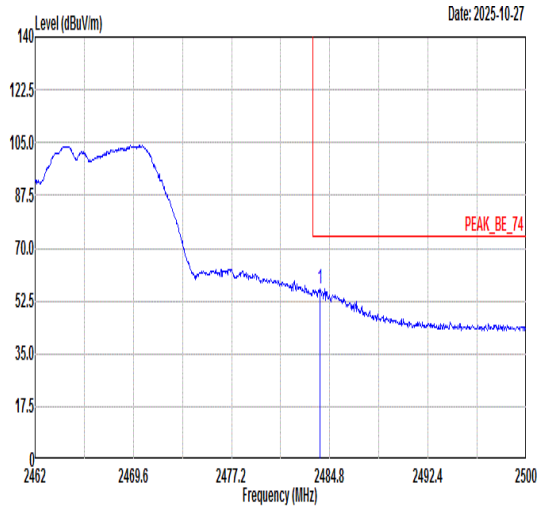 Freq Level Limit Line Margin (dB) Read Level Ant Factor Cable Loss Preamp Factor APos TPos Remark MHz dBuV/m dBuV/m dBuV dB/m dB dB cm deg 1 2484.04 56.38 74.00 -17.62 51.98 32.57 5.94 34.11 100 121 PEAK	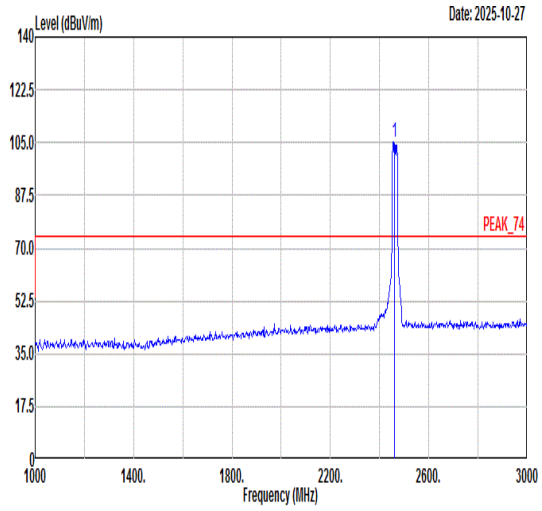 Freq Level Limit Line Margin (dB) Read Level Ant Factor Cable Loss Preamp Factor APos TPos Remark MHz dBuV/m dBuV/m dBuV dB/m dB dB cm deg 1 2462.00 105.34 ------ ------ 101.36 32.53 5.57 34.12 100 121 PEAK
Avg	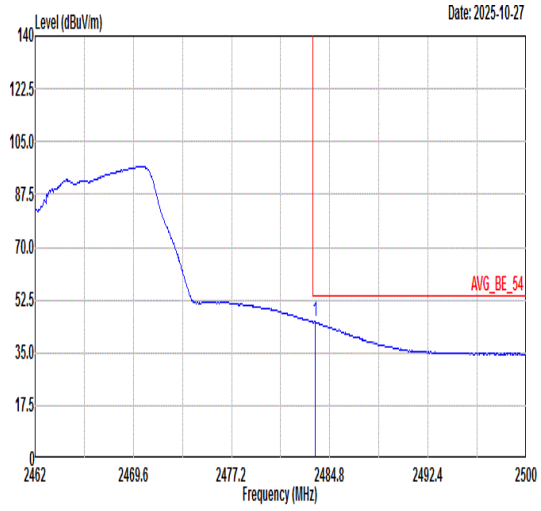 Freq Level Limit Line Margin (dB) Read Level Ant Factor Cable Loss Preamp Factor APos TPos Remark MHz dBuV/m dBuV/m dBuV dB/m dB dB cm deg 1 2483.66 45.34 54.00 -8.66 40.93 32.57 5.95 34.11 100 121 AVERAGE	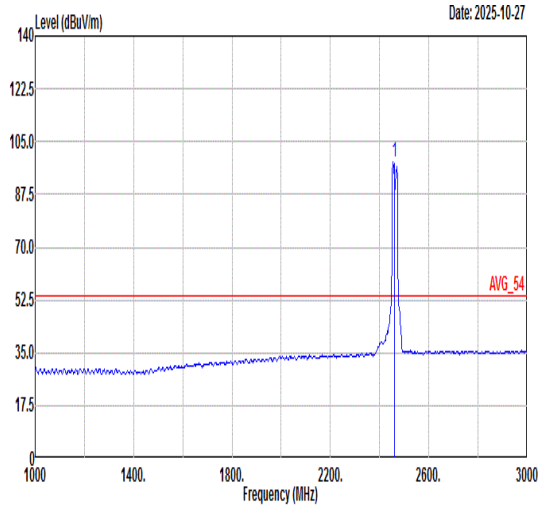 Freq Level Limit Line Margin (dB) Read Level Ant Factor Cable Loss Preamp Factor APos TPos Remark MHz dBuV/m dBuV/m dBuV dB/m dB dB cm deg 1 2462.00 98.22 ------ ------ 94.24 32.53 5.57 34.12 100 121 AVERAGE

Mode	32	
	Harmonic	
	2400-2483.5_802.11n HT20_CH11_2462MHz	
ANT	13+6	
Pol.	Horizontal	Vertical
Peak Avg	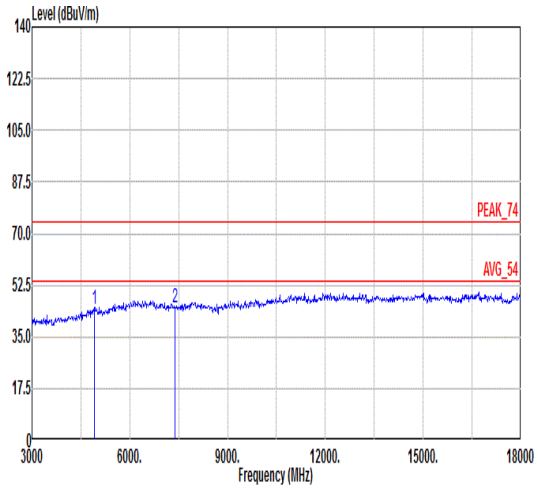 Freq Level Limit Line Margin Read Level Ant Factor Cable Loss Preamp Factor APos TPos Remark MHz dBuV/m dBuV/m dB dBuV dB/m dB dB cm deg 1 4924.00 44.23 74.00 -29.77 52.98 35.12 8.57 52.44 --- --- Peak 2 7386.00 44.73 74.00 -29.27 50.75 36.10 10.18 52.30 --- --- Peak	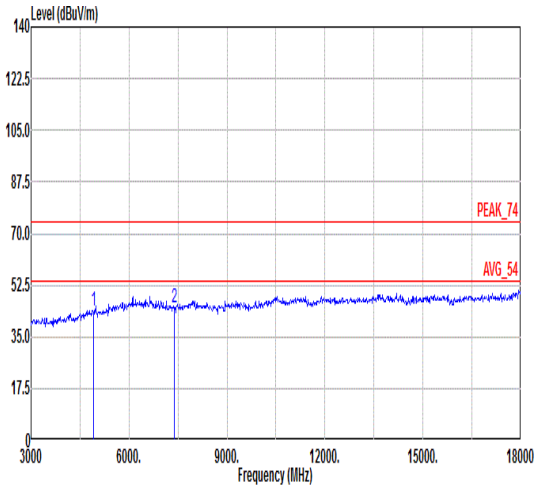 Freq Level Limit Line Margin Read Level Ant Factor Cable Loss Preamp Factor APos TPos Remark MHz dBuV/m dBuV/m dB dBuV dB/m dB dB cm deg 1 4924.00 43.93 74.00 -30.07 52.68 35.12 8.57 52.44 --- --- Peak 2 7386.00 45.12 74.00 -28.88 51.14 36.10 10.18 52.30 --- --- Peak

Mode	33	
	Band Edge - L	
	2400-2483.5_802.11n HT40_CH03_2422MHz	
ANT	13+6	
Pol.	Horizontal	Fundamental
Peak	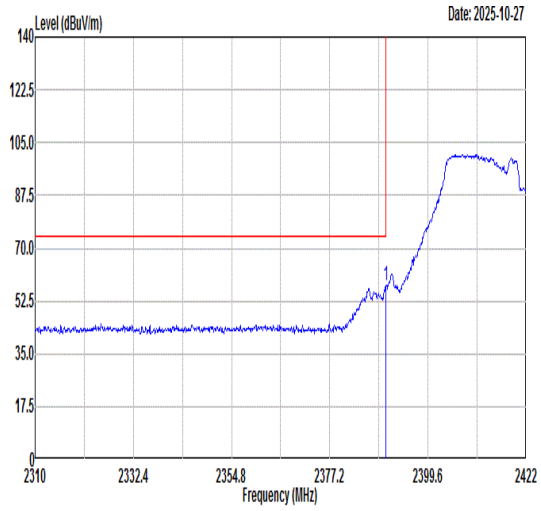 Freq Level Limit Line Margin (dB) Read Level Ant Factor Cable Loss Preamp Factor APos TPos Remark MHz dBuV/m dBuV/m dBuV dB/m dB dB cm deg 1 2389.97 57.35 74.00 -16.65 53.71 32.42 5.36 34.14 373 316 PEAK	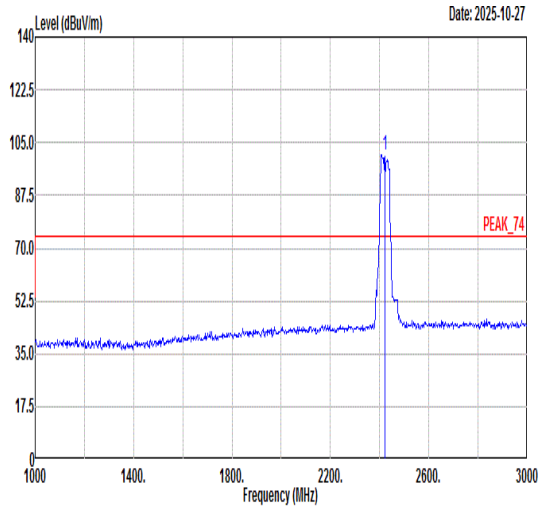 Freq Level Limit Line Margin (dB) Read Level Ant Factor Cable Loss Preamp Factor APos TPos Remark MHz dBuV/m dBuV/m dBuV dB/m dB dB cm deg 1 2422.00 100.83 ------ ------ 97.15 32.45 5.37 34.14 373 316 PEAK
Avg	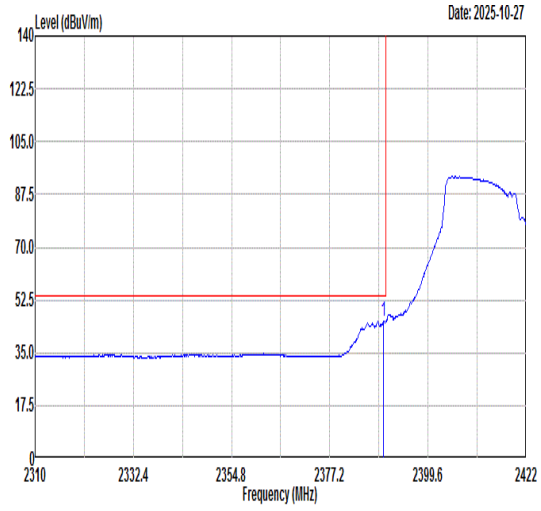 Freq Level Limit Line Margin (dB) Read Level Ant Factor Cable Loss Preamp Factor APos TPos Remark MHz dBuV/m dBuV/m dBuV dB/m dB dB cm deg 1 2389.52 45.40 54.00 -8.60 41.76 32.42 5.36 34.14 373 316 AVERAGE	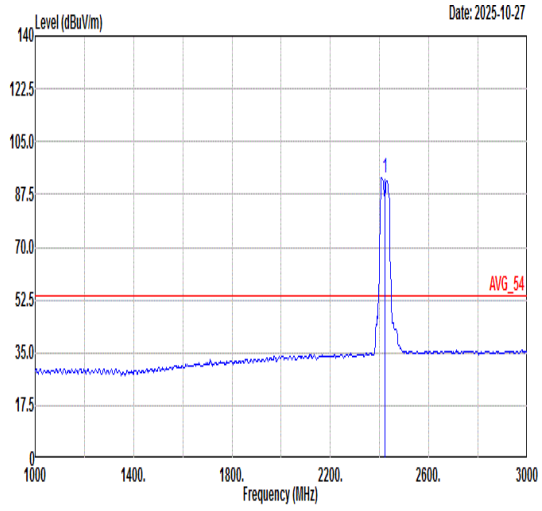 Freq Level Limit Line Margin (dB) Read Level Ant Factor Cable Loss Preamp Factor APos TPos Remark MHz dBuV/m dBuV/m dBuV dB/m dB dB cm deg 1 2422.00 93.21 ------ ------ 89.53 32.45 5.37 34.14 373 316 AVERAGE

Mode	33	
	Band Edge - R	
	2400-2483.5_802.11n HT40_CH03_2422MHz	
ANT	13+6	
Pol.	Horizontal	Fundamental
Peak	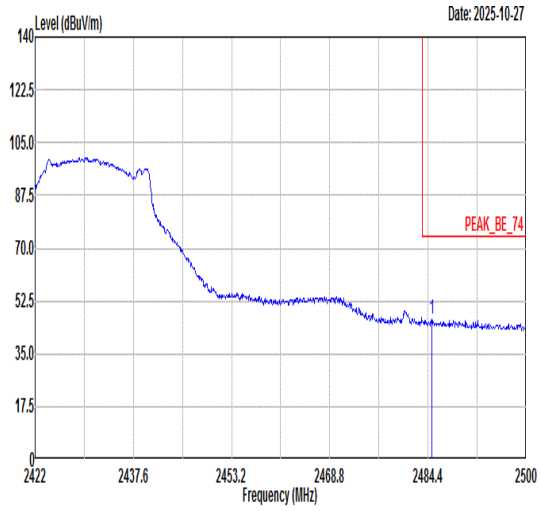 Freq Level Limit Line Margin (dB) Read Level Ant Factor Cable Loss Preamp Factor APos TPos Remark MHz dBuV/m dBuV/m dBuV dB/m dB dB cm deg 1 2485.02 46.44 74.00 -27.56 42.03 32.58 5.94 34.11 373 316 PEAK	Blank
Avg	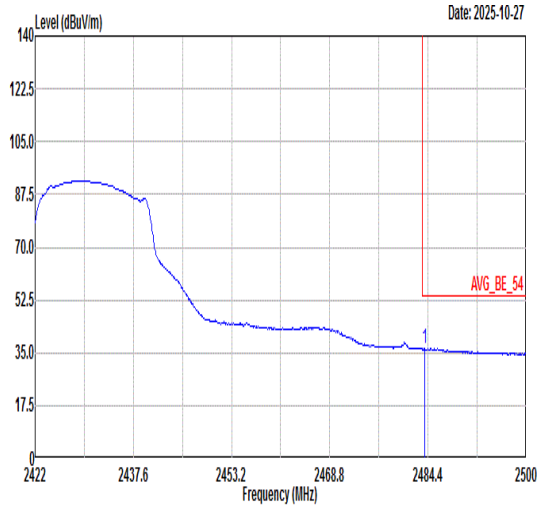 Freq Level Limit Line Margin (dB) Read Level Ant Factor Cable Loss Preamp Factor APos TPos Remark MHz dBuV/m dBuV/m dBuV dB/m dB dB cm deg 1 2483.85 36.43 54.00 -17.57 32.03 32.57 5.94 34.11 373 316 AVERAGE	Blank

Mode	33	
	Band Edge - L	
	2400-2483.5_802.11n HT40_CH03_2422MHz	
ANT	13+6	
Pol.	Vertical	Fundamental
Peak	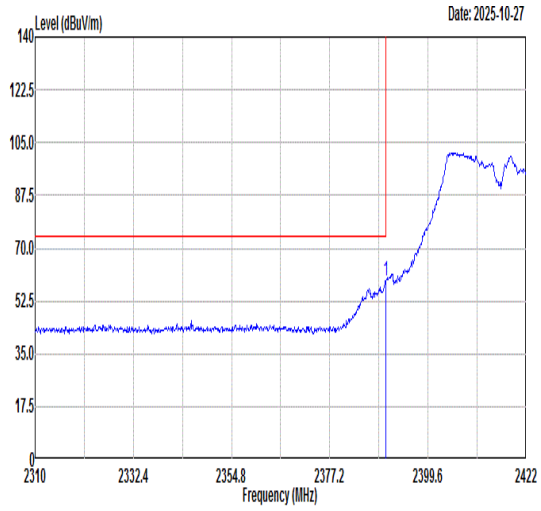 Freq Level Limit Line Margin (dB) Read Level Ant Factor Cable Loss Preamp Factor APos TPos Remark 1 2389.97 59.26 74.00 -14.74 55.62 32.42 5.36 34.14 100 124 PEAK	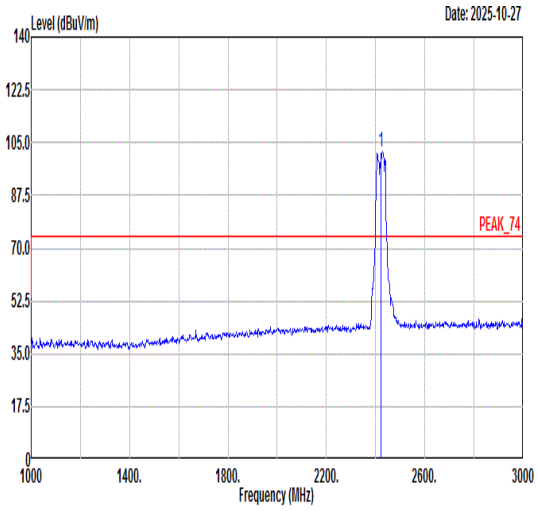 Freq Level Limit Line Margin (dB) Read Level Ant Factor Cable Loss Preamp Factor APos TPos Remark 1 2422.00 102.12 ------ ------ 98.37 32.48 5.40 34.13 100 124 PEAK
Avg	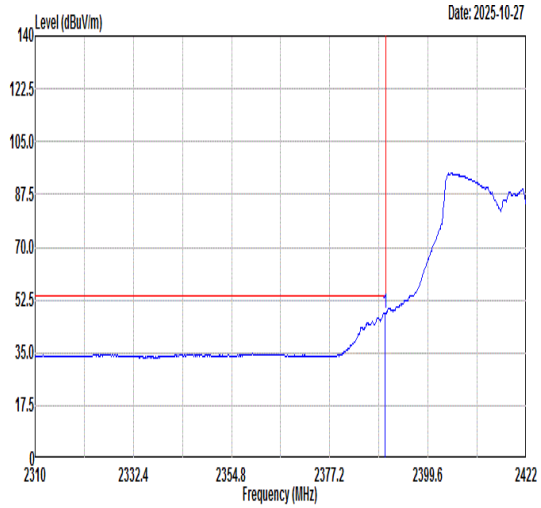 Freq Level Limit Line Margin (dB) Read Level Ant Factor Cable Loss Preamp Factor APos TPos Remark 1 2389.86 47.93 54.00 -6.07 44.29 32.42 5.36 34.14 100 124 AVERAGE	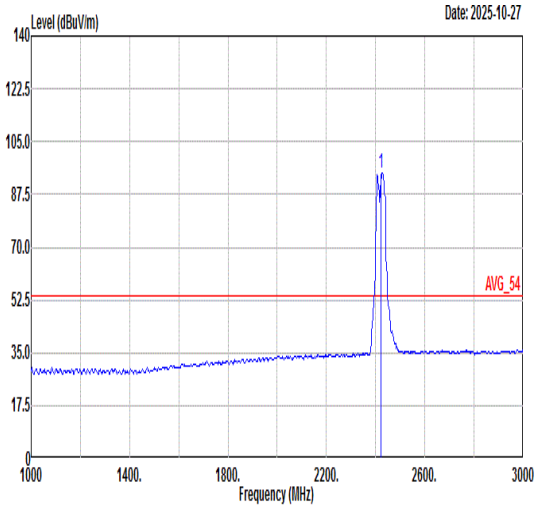 Freq Level Limit Line Margin (dB) Read Level Ant Factor Cable Loss Preamp Factor APos TPos Remark 1 2422.00 94.47 ------ ------ 90.73 32.48 5.39 34.13 100 124 AVERAGE

Mode	33	
	Band Edge - R	
	2400-2483.5_802.11n HT40_CH03_2422MHz	
ANT	13+6	
Pol.	Vertical	Fundamental
Peak	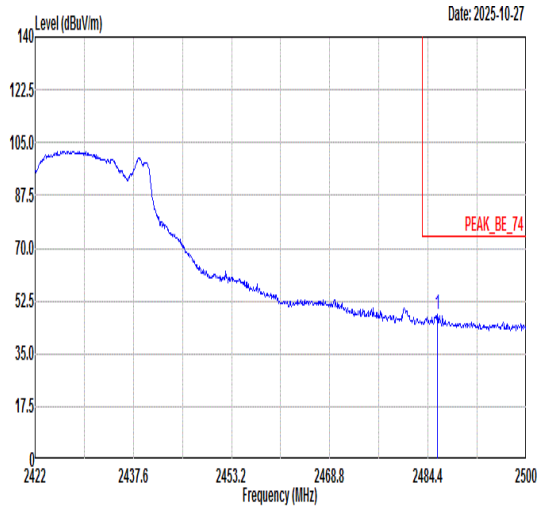 Freq Level Limit Line Margin (dB) Read Level Ant Factor Cable Loss Preamp Factor APos TPos Remark MHz dBuV/m dBuV/m dBuV dB/m dB dB cm deg 1 2485.88 47.97 74.00 -26.03 43.56 32.58 5.94 34.11 100 124 PEAK	Blank
Avg	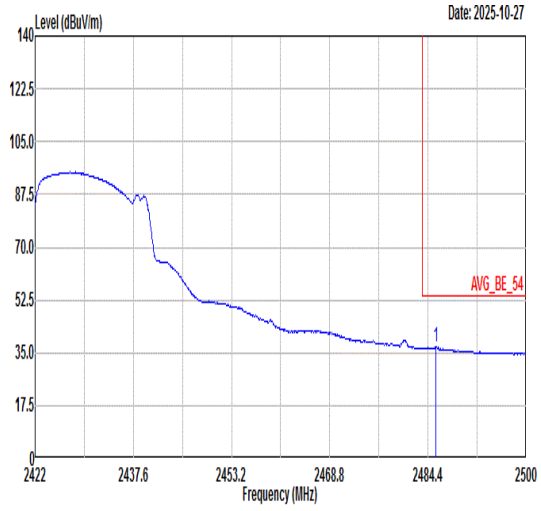 Freq Level Limit Line Margin (dB) Read Level Ant Factor Cable Loss Preamp Factor APos TPos Remark MHz dBuV/m dBuV/m dBuV dB/m dB dB cm deg 1 2485.65 37.14 54.00 -16.86 32.73 32.58 5.94 34.11 100 124 AVERAGE	Blank

Mode	34	
	Band Edge - L	
	2400-2483.5_802.11n HT40_CH09_2452MHz	
ANT	13+6	
Pol.	Horizontal	Fundamental
Peak	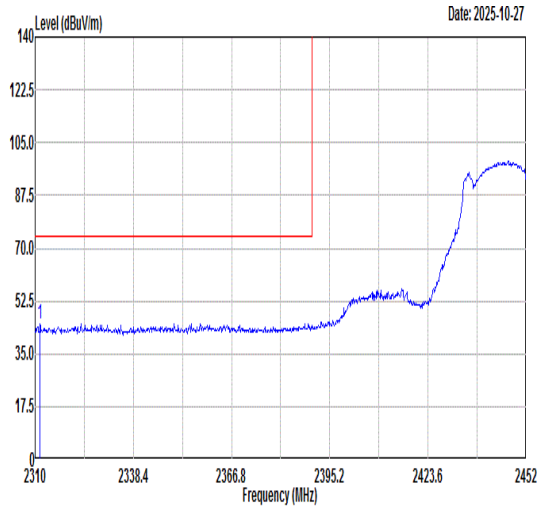 Freq Level Limit Line Margin (dB) Read Level Ant Factor Cable Loss Preamp Factor APos TPos Remark MHz dBuV/m dBuV/m dBuV dB/m dB dB cm deg 1 2311.42 45.06 74.00 -28.94 41.65 32.30 5.29 34.18 384 327 PEAK	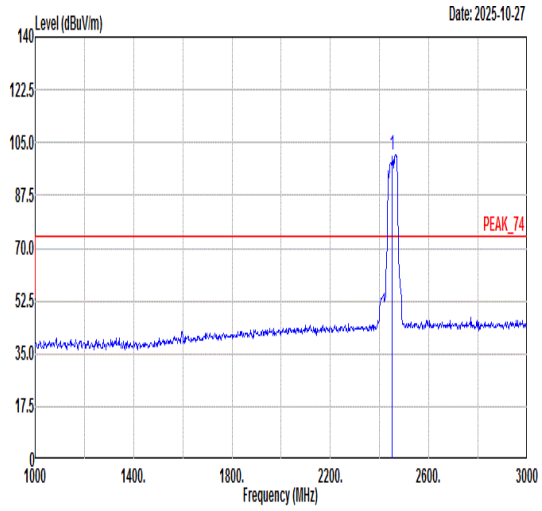 Freq Level Limit Line Margin (dB) Read Level Ant Factor Cable Loss Preamp Factor APos TPos Remark MHz dBuV/m dBuV/m dBuV dB/m dB dB cm deg 1 2452.00 100.69 ------ ------ 96.56 32.54 5.70 34.11 384 327 PEAK
Avg	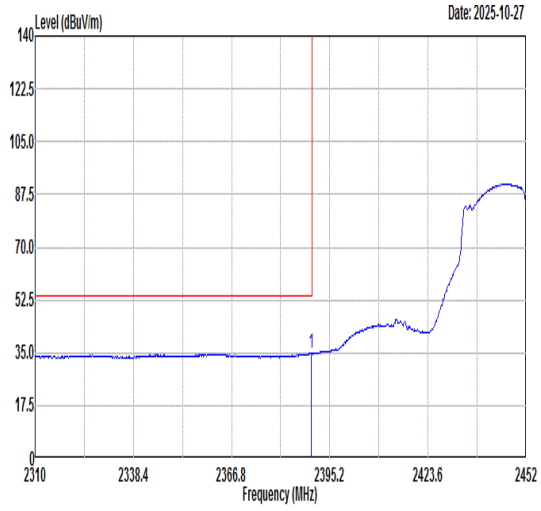 Freq Level Limit Line Margin (dB) Read Level Ant Factor Cable Loss Preamp Factor APos TPos Remark MHz dBuV/m dBuV/m dBuV dB/m dB dB cm deg 1 2389.80 34.86 54.00 -19.14 31.22 32.42 5.36 34.14 384 327 AVERAGE	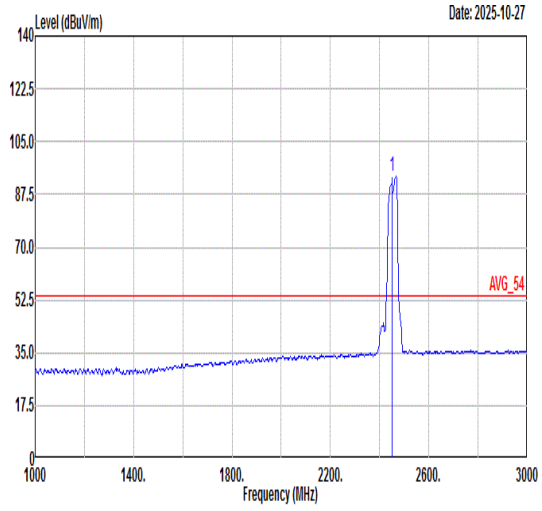 Freq Level Limit Line Margin (dB) Read Level Ant Factor Cable Loss Preamp Factor APos TPos Remark MHz dBuV/m dBuV/m dBuV dB/m dB dB cm deg 1 2452.00 93.52 ------ ------ 89.32 32.55 5.76 34.11 384 327 AVERAGE

Mode	34	
	Band Edge - R	
	2400-2483.5_802.11n HT40_CH09_2452MHz	
ANT	13+6	
Pol.	Horizontal	Fundamental
Peak	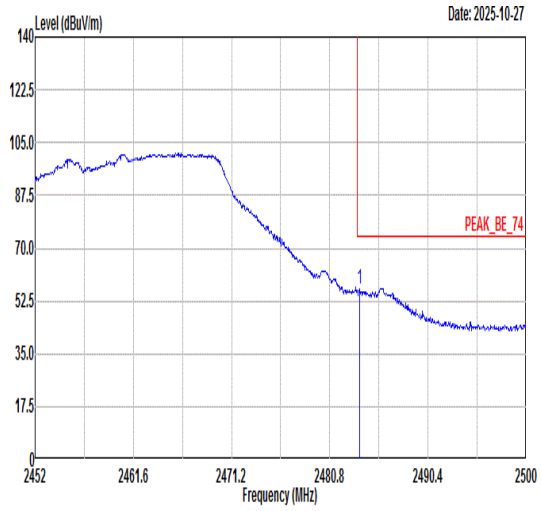 Freq Level Limit Line Margin (dB) Read Level Ant Factor Cable Loss Preamp Factor APos TPos Remark MHz dBuV/m dBuV/m dBuV dB/m dB dB cm deg 1 2483.73 56.76 74.00 -17.24 52.35 32.57 5.95 34.11 384 327 PEAK	Blank
Avg	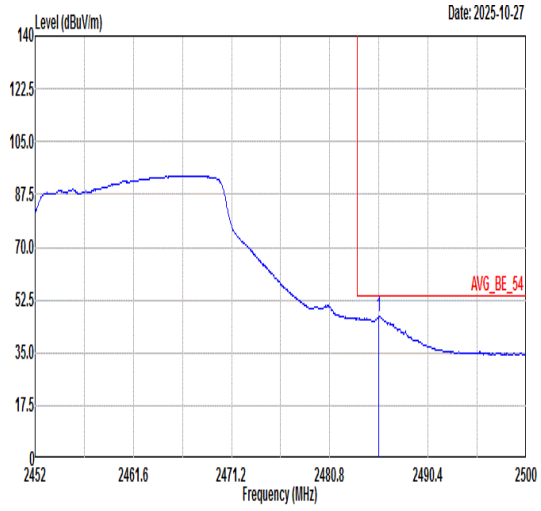 Freq Level Limit Line Margin (dB) Read Level Ant Factor Cable Loss Preamp Factor APos TPos Remark MHz dBuV/m dBuV/m dBuV dB/m dB dB cm deg 1 2485.60 46.83 54.00 -7.17 42.42 32.58 5.94 34.11 384 327 AVERAGE	Blank

Mode	34	
	Band Edge - L	
	2400-2483.5_802.11n HT40_CH09_2452MHz	
ANT	13+6	
Pol.	Vertical	Fundamental
Peak	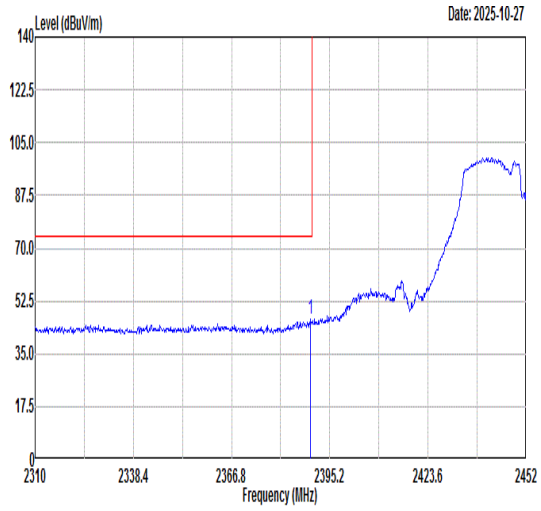 Freq Level Limit Line Margin (dB) Read Level Ant Factor Cable Loss Preamp Factor APos TPos Remark 1 2389.66 46.28 74.00 -27.72 42.64 32.42 5.36 34.14 100 125 PEAK	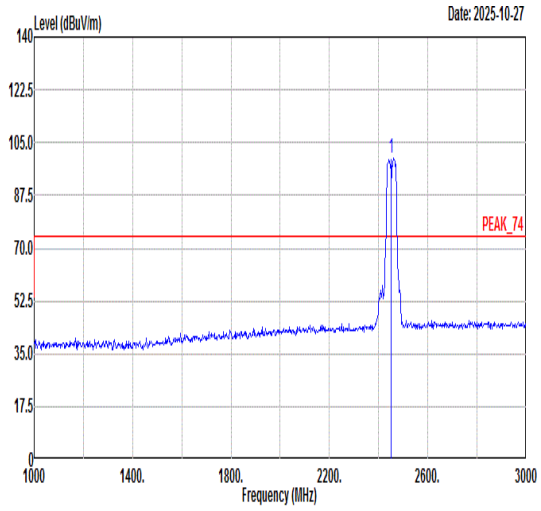 Freq Level Limit Line Margin (dB) Read Level Ant Factor Cable Loss Preamp Factor APos TPos Remark 1 2452.00 99.91 ------ ------ 95.81 32.54 5.68 34.12 100 125 PEAK
Avg	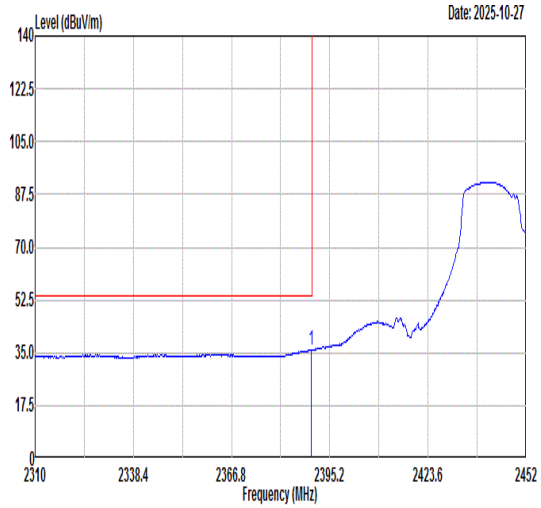 Freq Level Limit Line Margin (dB) Read Level Ant Factor Cable Loss Preamp Factor APos TPos Remark 1 2389.95 35.96 54.00 -18.04 32.32 32.42 5.36 34.14 100 125 AVERAGE	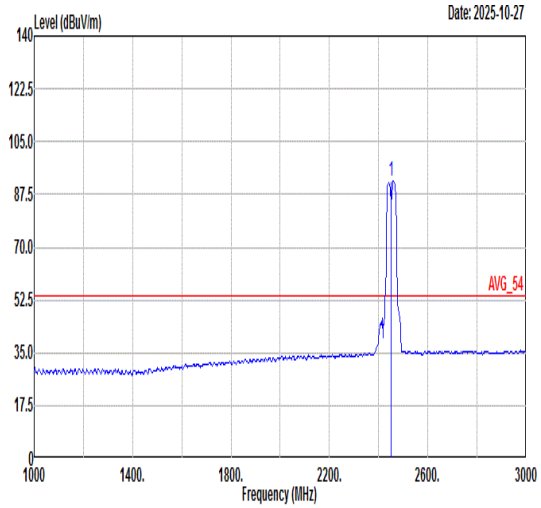 Freq Level Limit Line Margin (dB) Read Level Ant Factor Cable Loss Preamp Factor APos TPos Remark 1 2452.00 92.01 ------ ------ 87.94 32.54 5.65 34.12 100 125 AVERAGE

Mode	34	
	Band Edge - R	
	2400-2483.5_802.11n HT40_CH09_2452MHz	
ANT	13+6	
Pol.	Vertical	Fundamental
Peak	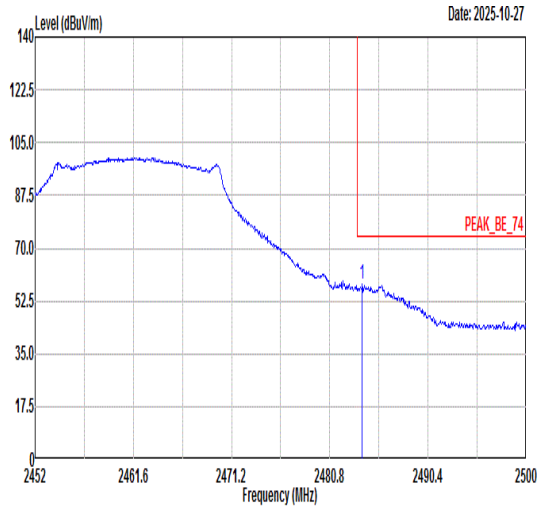 Freq Level Limit Line Margin (dB) Read Level Ant Factor Cable Loss Preamp Factor APos TPos Remark MHz dBuV/m dBuV/m dBuV dB/m dB dB cm deg 1 2483.97 58.02 74.00 -15.98 53.62 32.57 5.94 34.11 100 125 PEAK	Blank
Avg	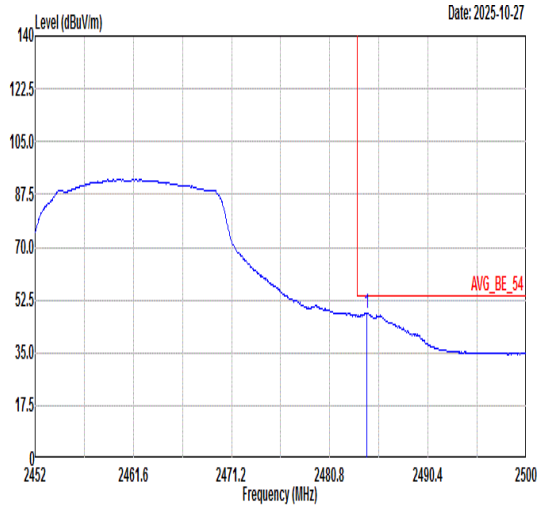 Freq Level Limit Line Margin (dB) Read Level Ant Factor Cable Loss Preamp Factor APos TPos Remark MHz dBuV/m dBuV/m dBuV dB/m dB dB cm deg 1 2484.40 48.10 54.00 -5.90 43.69 32.58 5.94 34.11 100 125 AVERAGE	Blank

Mode	35	
	Band Edge	
	2400-2483.5_802.11ax HE20_CH01_2412MHz	
ANT	13+6	
Pol.	Horizontal	Fundamental
Peak	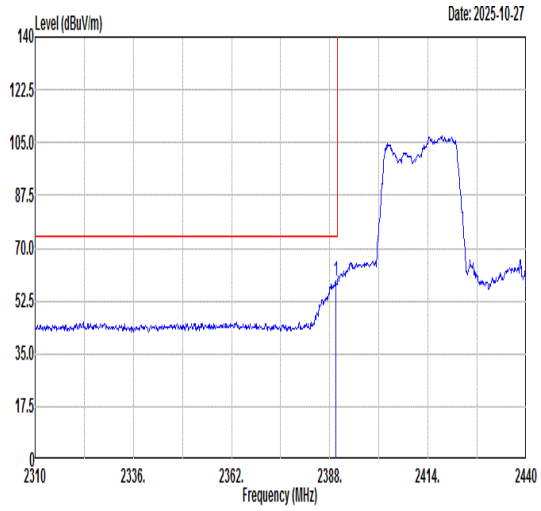 Freq Level Limit Line Margin (dB) Read Level Ant Factor Cable Loss Preamp Factor APos TPos Remark MHz dBuV/m dBuV/m dBuV dB/m dB dB cm deg 1 2389.56 59.42 74.00 -14.58 55.78 32.42 5.36 34.14 288 298 PEAK	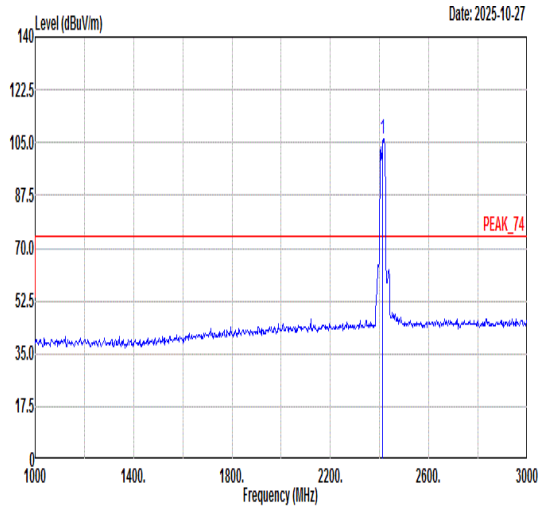 Freq Level Limit Line Margin (dB) Read Level Ant Factor Cable Loss Preamp Factor APos TPos Remark MHz dBuV/m dBuV/m dBuV dB/m dB dB cm deg 1 2412.00 106.17 ------ ------ 102.44 32.47 5.39 34.13 288 298 PEAK
Avg	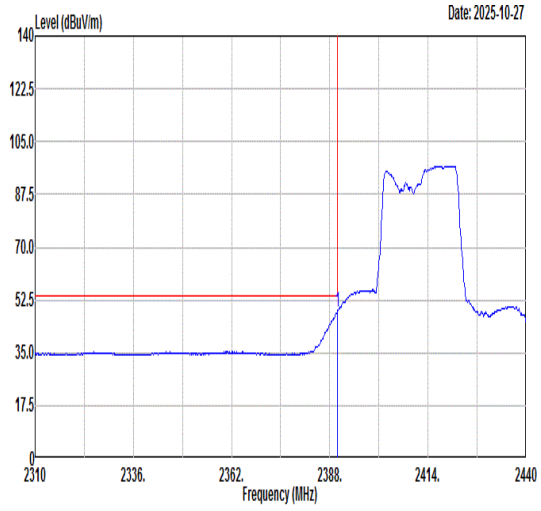 Freq Level Limit Line Margin (dB) Read Level Ant Factor Cable Loss Preamp Factor APos TPos Remark MHz dBuV/m dBuV/m dBuV dB/m dB dB cm deg 1 2389.95 48.63 54.00 -5.37 44.99 32.42 5.36 34.14 288 298 AVERAGE	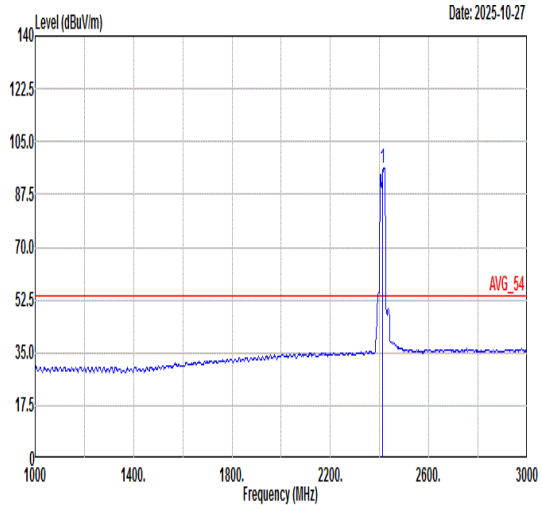 Freq Level Limit Line Margin (dB) Read Level Ant Factor Cable Loss Preamp Factor APos TPos Remark MHz dBuV/m dBuV/m dBuV dB/m dB dB cm deg 1 2412.00 96.31 ------ ------ 92.58 32.47 5.39 34.13 288 298 AVERAGE

Mode	35	
	Band Edge	
	2400-2483.5_802.11ax HE20_CH01_2412MHz	
ANT	13+6	
Pol.	Vertical	Fundamental
Peak	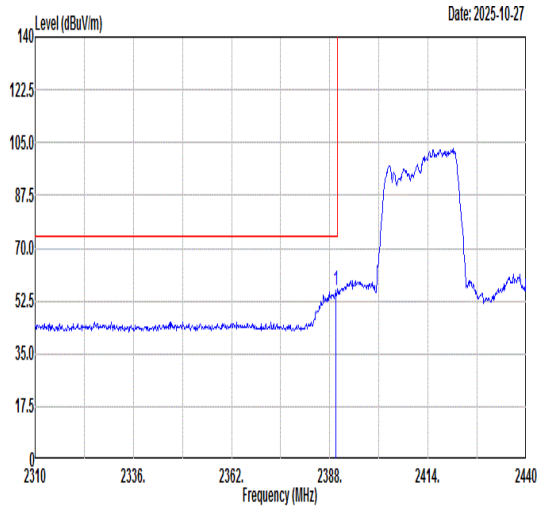 Freq Level Limit Line Margin (dB) Read Level Ant Factor Cable Loss Preamp Factor APos TPos Remark 1 2389.69 55.82 74.00 -18.18 52.18 32.42 5.36 34.14 100 321 PEAK	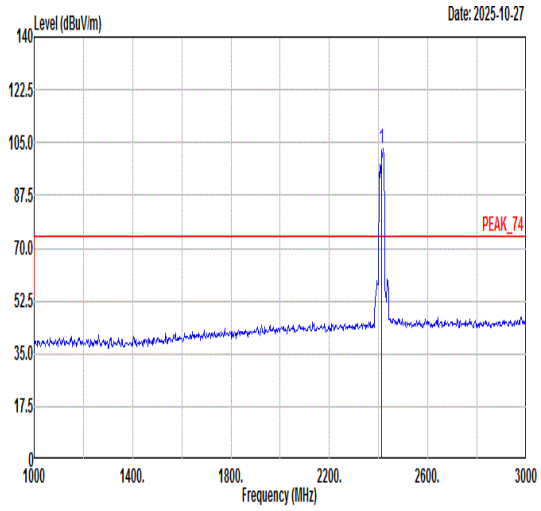 Freq Level Limit Line Margin (dB) Read Level Ant Factor Cable Loss Preamp Factor APos TPos Remark 1 2412.00 102.92 ------ ------ 99.19 32.47 5.39 34.13 100 321 PEAK
Avg	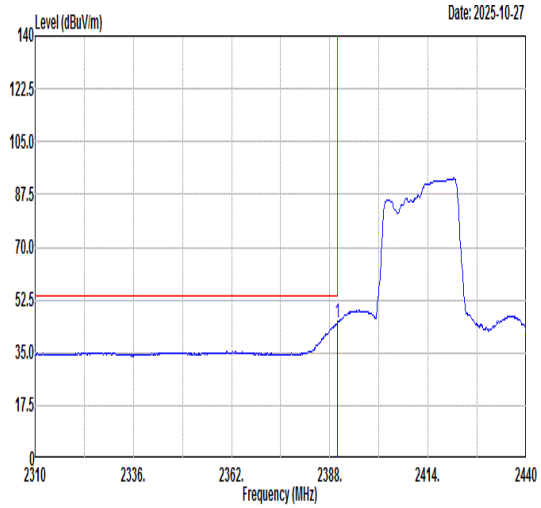 Freq Level Limit Line Margin (dB) Read Level Ant Factor Cable Loss Preamp Factor APos TPos Remark 1 2389.95 44.78 54.00 -9.22 41.14 32.42 5.36 34.14 100 321 AVERAGE	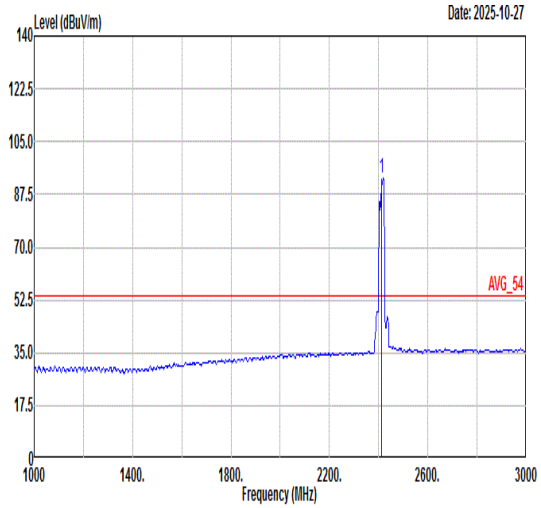 Freq Level Limit Line Margin (dB) Read Level Ant Factor Cable Loss Preamp Factor APos TPos Remark 1 2412.00 92.76 ------ ------ 89.03 32.47 5.39 34.13 100 321 AVERAGE

Mode	35	
	Harmonic	
	2400-2483.5_802.11ax HE20_CH01_2412MHz	
ANT	13+6	
Pol.	Horizontal	Vertical
Peak Avg	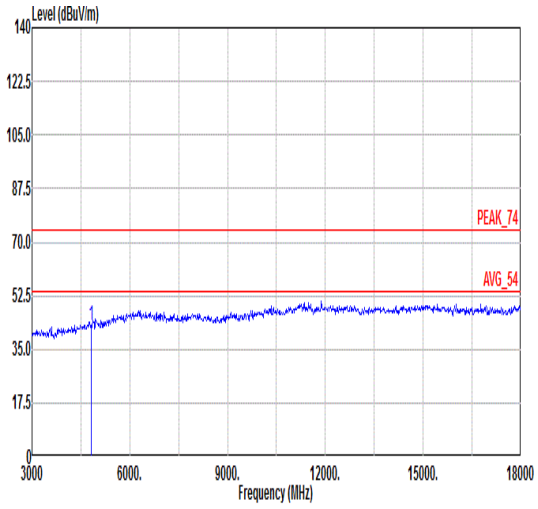 Freq Level Limit Line Margin Read Level Ant Factor Cable Loss Preamp Factor APos TPos Remark MHz dBuV/m dBuV/m dB dBuV dB/m dB dB cm deg 1 4824.00 42.55 74.00 -31.45 51.41 35.02 8.88 52.76 --- --- Peak	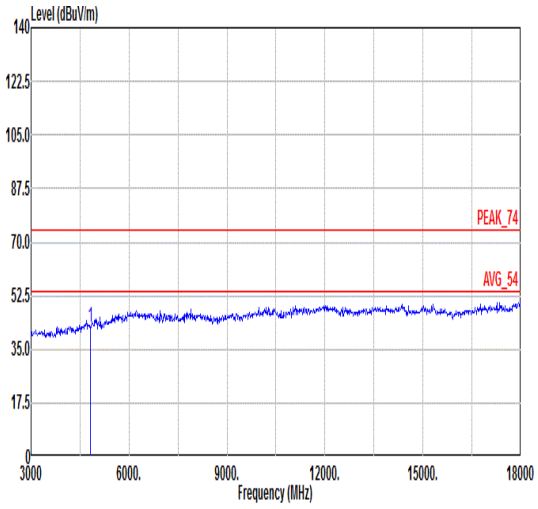 Freq Level Limit Line Margin Read Level Ant Factor Cable Loss Preamp Factor APos TPos Remark MHz dBuV/m dBuV/m dB dBuV dB/m dB dB cm deg 1 4824.00 42.43 74.00 -31.57 51.29 35.02 8.88 52.76 --- --- Peak

Mode	36	
	Band Edge - L	
	2400-2483.5_802.11ax HE20_CH06_2437MHz	
ANT	13+6	
Pol.	Horizontal	Fundamental
Peak	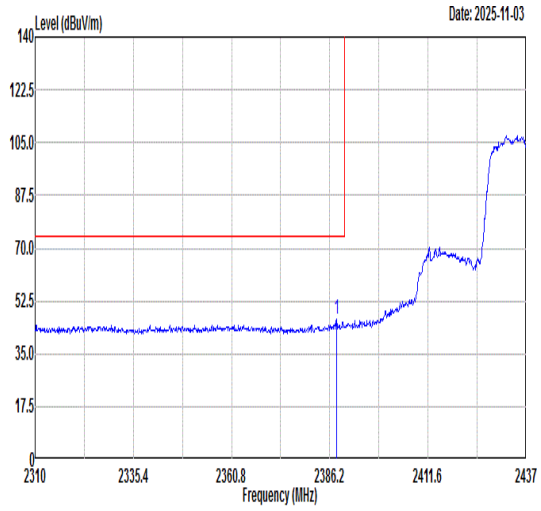 Freq Level Limit Line Margin (dB) Read Level Ant Factor Cable Loss Preamp Factor APos TPos Remark MHz dBuV/m dBuV/m dBuV dB/m dB dB cm deg 1 2387.98 46.48 74.00 -27.52 42.84 32.42 5.36 34.14 310 360 PEAK	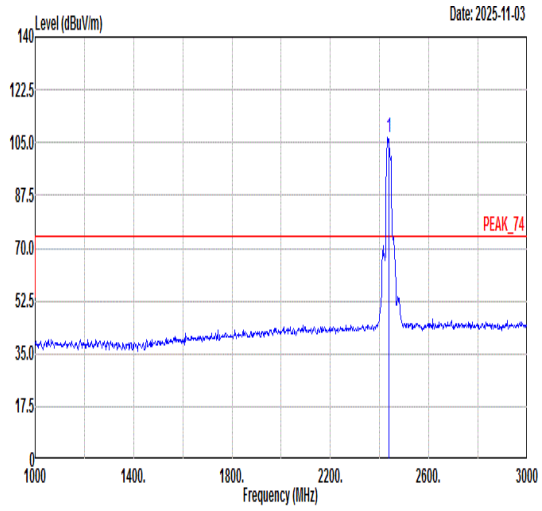 Freq Level Limit Line Margin (dB) Read Level Ant Factor Cable Loss Preamp Factor APos TPos Remark MHz dBuV/m dBuV/m dBuV dB/m dB dB cm deg 1 2437.00 106.98 ------ ------ 103.22 32.49 5.40 34.13 310 360 PEAK
Avg	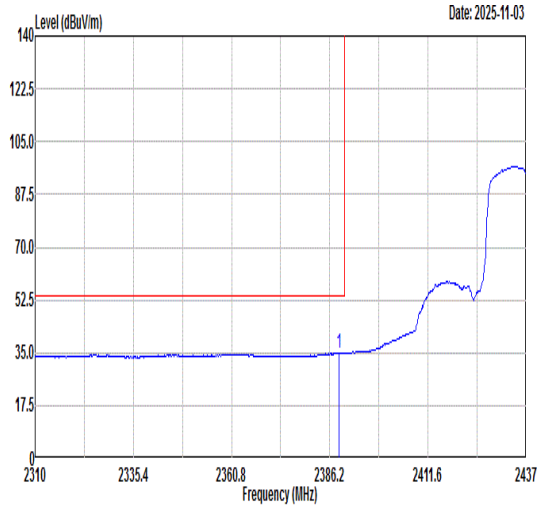 Freq Level Limit Line Margin (dB) Read Level Ant Factor Cable Loss Preamp Factor APos TPos Remark MHz dBuV/m dBuV/m dBuV dB/m dB dB cm deg 1 2388.61 35.09 54.00 -18.91 31.45 32.42 5.36 34.14 310 360 AVERAGE	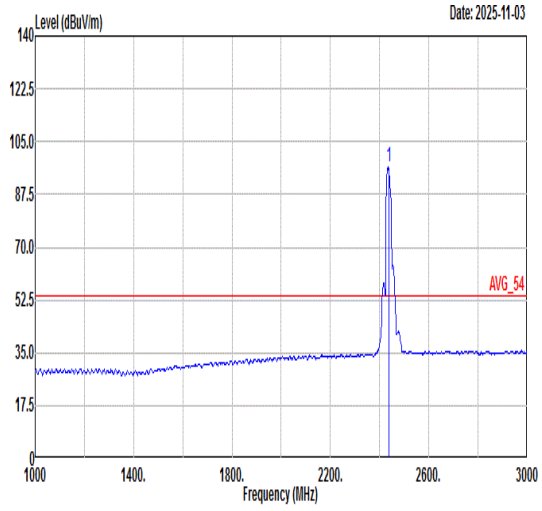 Freq Level Limit Line Margin (dB) Read Level Ant Factor Cable Loss Preamp Factor APos TPos Remark MHz dBuV/m dBuV/m dBuV dB/m dB dB cm deg 1 2437.00 96.46 ------ ------ 92.70 32.49 5.40 34.13 310 360 AVERAGE

Mode	36	
	Band Edge - R	
	2400-2483.5_802.11ax HE20_CH06_2437MHz	
ANT	13+6	
Pol.	Horizontal	Fundamental
Peak	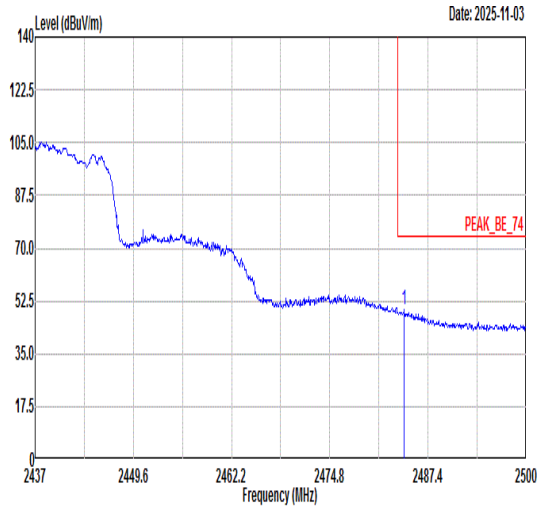 Freq Level Limit Line Margin (dB) Read Level Ant Factor Cable Loss Preamp Factor APos TPos Remark MHz dBuV/m dBuV/m dBuV dB/m dB dB cm deg 1 2484.38 49.42 74.00 -24.58 45.01 32.58 5.94 34.11 310 360 PEAK	Blank
Avg	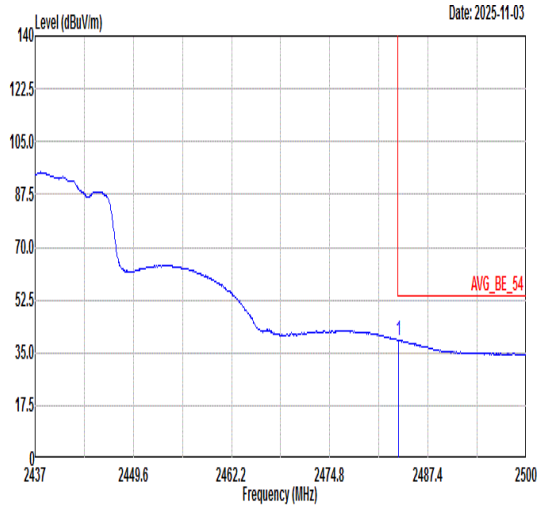 Freq Level Limit Line Margin (dB) Read Level Ant Factor Cable Loss Preamp Factor APos TPos Remark MHz dBuV/m dBuV/m dBuV dB/m dB dB cm deg 1 2483.62 39.27 54.00 -14.73 34.86 32.57 5.95 34.11 310 360 AVERAGE	Blank

Mode	36	
	Band Edge - L	
	2400-2483.5_802.11ax HE20_CH06_2437MHz	
ANT	13+6	
Pol.	Vertical	Fundamental
Peak	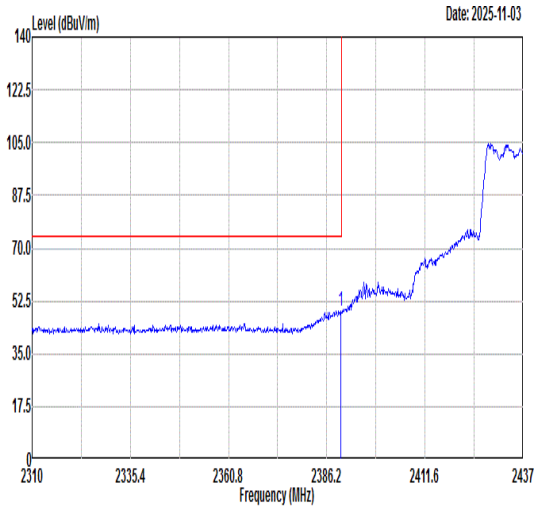 Freq Level Limit Line Margin (dB) Read Level Ant Factor Cable Loss Preamp Factor APos TPos Remark MHz dBuV/m dBuV/m dBuV dB/m dB dB cm deg 1 2389.76 49.30 74.00 -24.70 45.66 32.42 5.36 34.14 116 140 PEAK	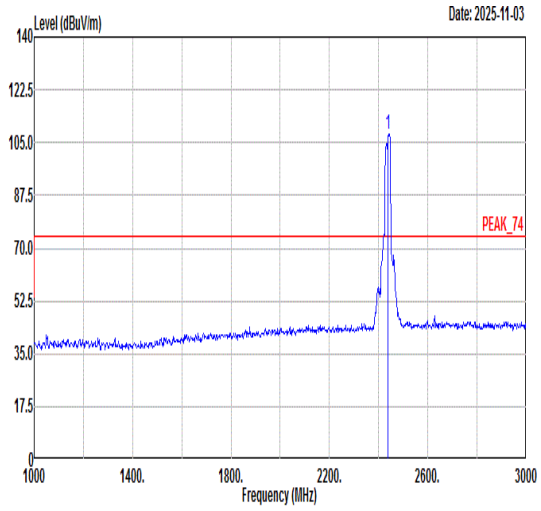 Freq Level Limit Line Margin (dB) Read Level Ant Factor Cable Loss Preamp Factor APos TPos Remark MHz dBuV/m dBuV/m dBuV dB/m dB dB cm deg 1 2437.00 107.54 ------ ------ 103.75 32.50 5.41 34.12 116 140 PEAK
Avg	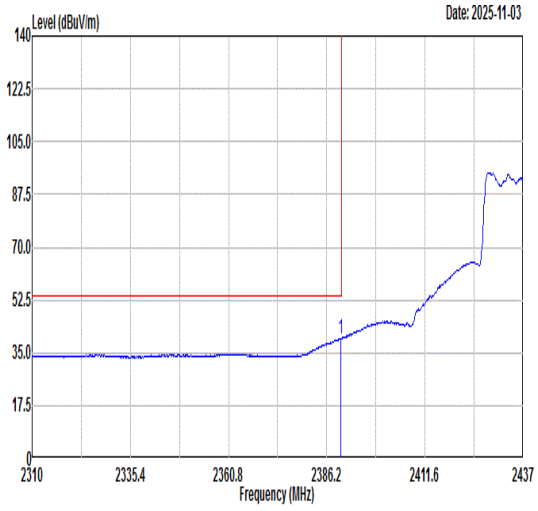 Freq Level Limit Line Margin (dB) Read Level Ant Factor Cable Loss Preamp Factor APos TPos Remark MHz dBuV/m dBuV/m dBuV dB/m dB dB cm deg 1 2389.76 39.64 54.00 -14.36 36.00 32.42 5.36 34.14 116 140 AVERAGE	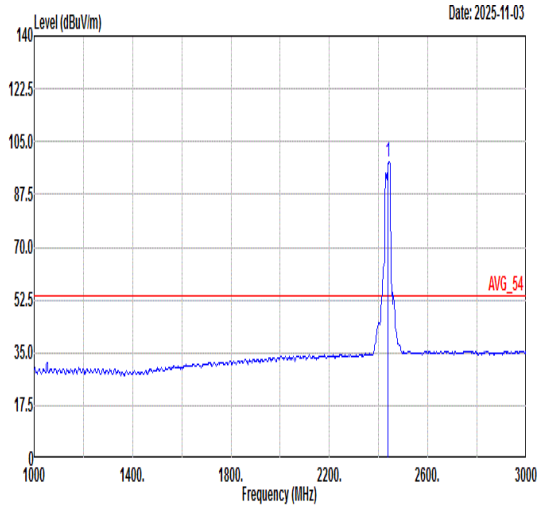 Freq Level Limit Line Margin (dB) Read Level Ant Factor Cable Loss Preamp Factor APos TPos Remark MHz dBuV/m dBuV/m dBuV dB/m dB dB cm deg 1 2437.00 98.17 ------ ------ 94.35 32.51 5.43 34.12 116 140 AVERAGE

Mode	36	
	Band Edge - R	
	2400-2483.5_802.11ax HE20_CH06_2437MHz	
ANT	13+6	
Pol.	Vertical	Fundamental
Peak	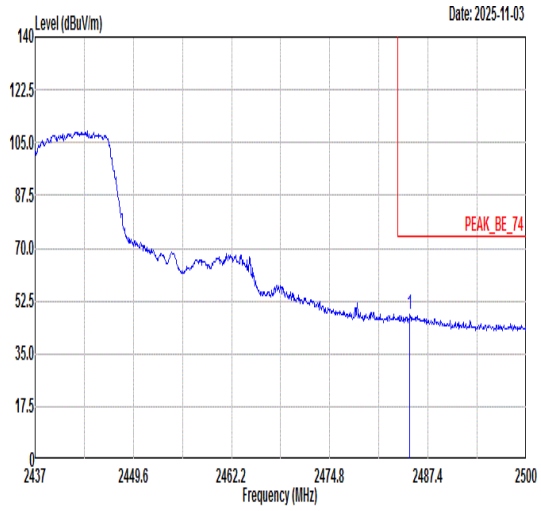 Freq Level Limit Line Margin (dB) Read Level Ant Factor Cable Loss Preamp Factor APos TPos Remark MHz dBuV/m dBuV/m dBuV dB/m dB dB cm deg 1 2485.07 48.25 74.00 -25.75 43.84 32.58 5.94 34.11 116 140 PEAK	Blank
Avg	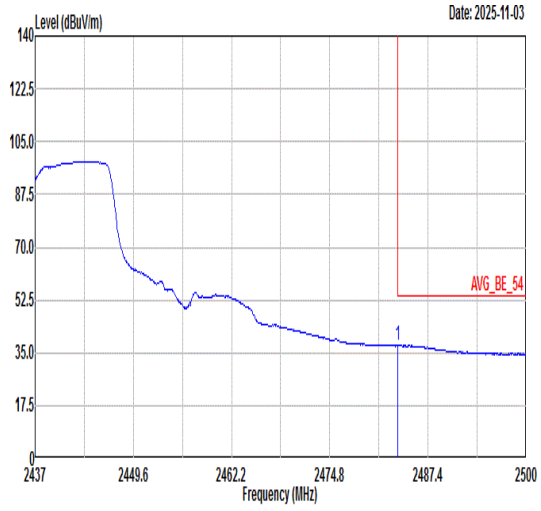 Freq Level Limit Line Margin (dB) Read Level Ant Factor Cable Loss Preamp Factor APos TPos Remark MHz dBuV/m dBuV/m dBuV dB/m dB dB cm deg 1 2483.56 37.51 54.00 -16.49 33.10 32.57 5.95 34.11 116 140 AVERAGE	Blank

Mode	36	
	Harmonic	
	2400-2483.5_802.11ax HE20_CH06_2437MHz	
ANT	13+6	
Pol.	Horizontal	Vertical
Peak Avg	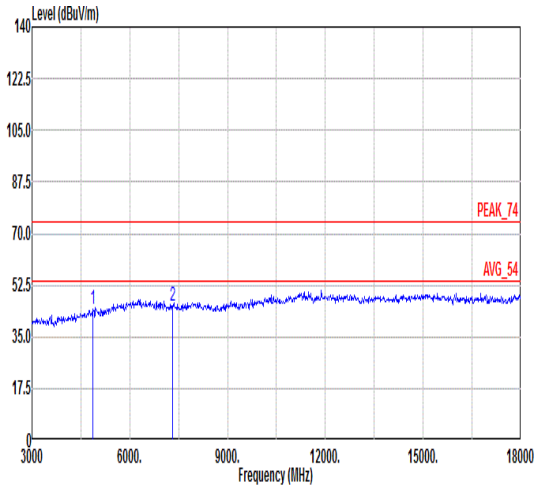 Freq Level Limit Line Margin Read Level Ant Factor Cable Loss Preamp Factor APos TPos Remark MHz dBuV/m dBuV/m dB dBuV dB/m dB dB cm deg 1 4874.00 44.33 74.00 -29.67 53.14 35.07 8.72 52.60 --- --- Peak 2 7311.00 45.57 74.00 -28.43 51.59 36.10 10.18 52.30 --- --- Peak	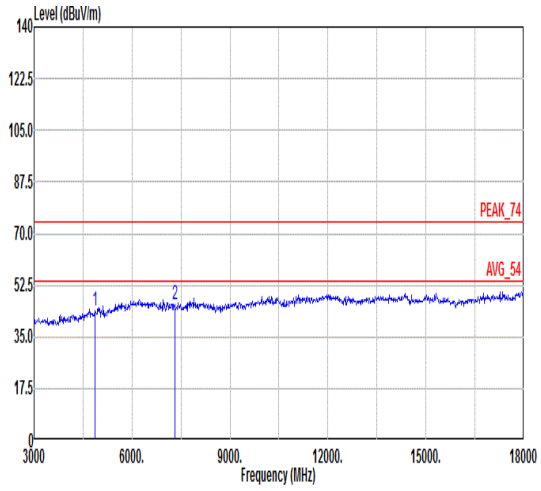 Freq Level Limit Line Margin Read Level Ant Factor Cable Loss Preamp Factor APos TPos Remark MHz dBuV/m dBuV/m dB dBuV dB/m dB dB cm deg 1 4874.00 44.00 74.00 -30.00 52.81 35.07 8.72 52.60 --- --- Peak 2 7311.00 45.86 74.00 -28.14 51.88 36.10 10.18 52.30 --- --- Peak

Mode	37	
	Band Edge	
	2400-2483.5_802.11ax HE20_CH11_2462MHz	
ANT	13+6	
Pol.	Horizontal	Fundamental
Peak	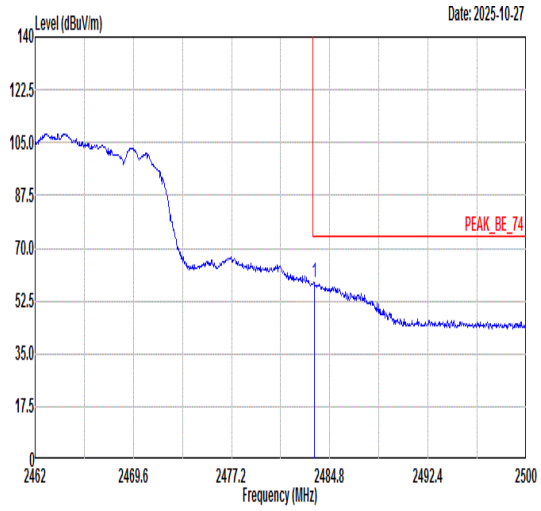 Freq Level Limit Line Margin (dB) Read Level Ant Factor Cable Loss Preamp Factor APos TPos Remark MHz dBuV/m dBuV/m dBuV dB/m dB dB cm deg 1 2483.58 58.82 74.00 -15.18 54.41 32.57 5.95 34.11 310 360 PEAK	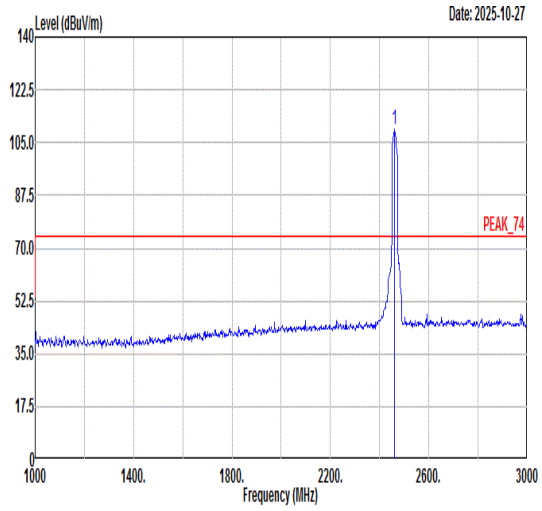 Freq Level Limit Line Margin (dB) Read Level Ant Factor Cable Loss Preamp Factor APos TPos Remark MHz dBuV/m dBuV/m dBuV dB/m dB dB cm deg 1 2462.00 109.54 ------ ------ 105.47 32.54 5.65 34.12 310 360 PEAK
Avg	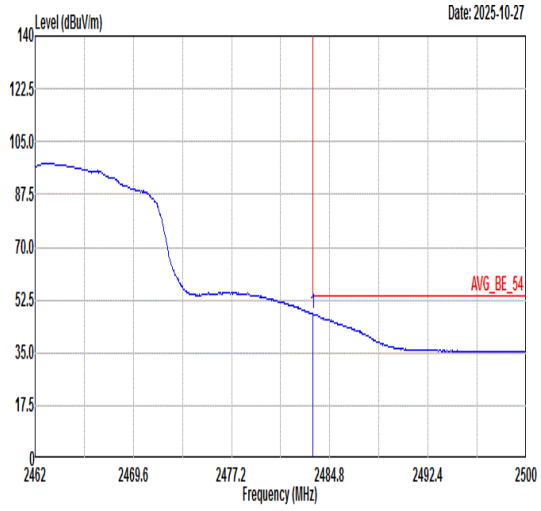 Freq Level Limit Line Margin (dB) Read Level Ant Factor Cable Loss Preamp Factor APos TPos Remark MHz dBuV/m dBuV/m dBuV dB/m dB dB cm deg 1 2483.51 47.83 54.00 -6.17 43.42 32.57 5.95 34.11 310 360 AVERAGE	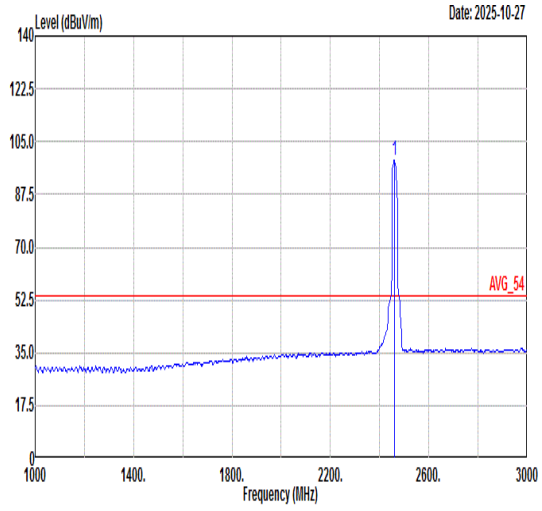 Freq Level Limit Line Margin (dB) Read Level Ant Factor Cable Loss Preamp Factor APos TPos Remark MHz dBuV/m dBuV/m dBuV dB/m dB dB cm deg 1 2462.00 98.75 ------ ------ 94.72 32.53 5.62 34.12 310 360 AVERAGE

Mode	37	
	Band Edge	
	2400-2483.5_802.11ax HE20_CH11_2462MHz	
ANT	13+6	
Pol.	Vertical	Fundamental
Peak	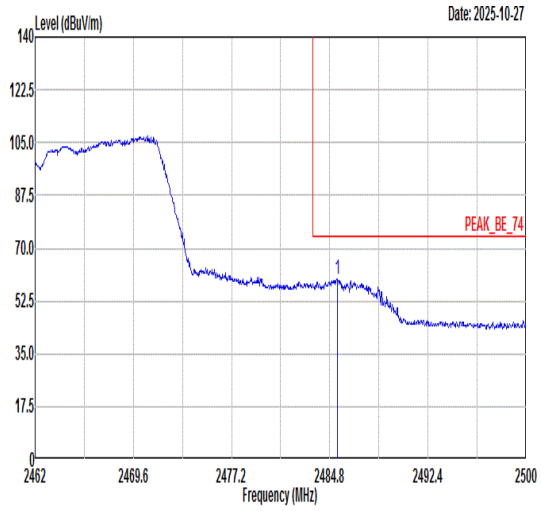 Freq Level Limit Line Margin (dB) Read Level Ant Factor Cable Loss Preamp Factor APos TPos Remark MHz dBuV/m dBuV/m dBuV dB/m dB dB cm deg 1 2485.37 59.79 74.00 -14.21 55.38 32.58 5.94 34.11 116 155 PEAK	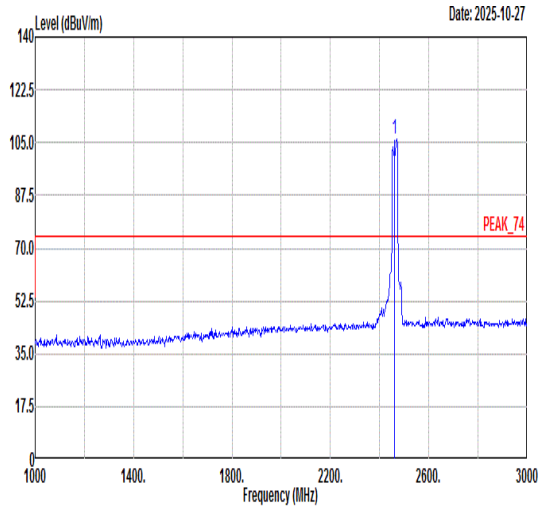 Freq Level Limit Line Margin (dB) Read Level Ant Factor Cable Loss Preamp Factor APos TPos Remark MHz dBuV/m dBuV/m dBuV dB/m dB dB cm deg 1 2462.00 106.26 ------ ------ 102.03 32.55 5.79 34.11 116 155 PEAK
Avg	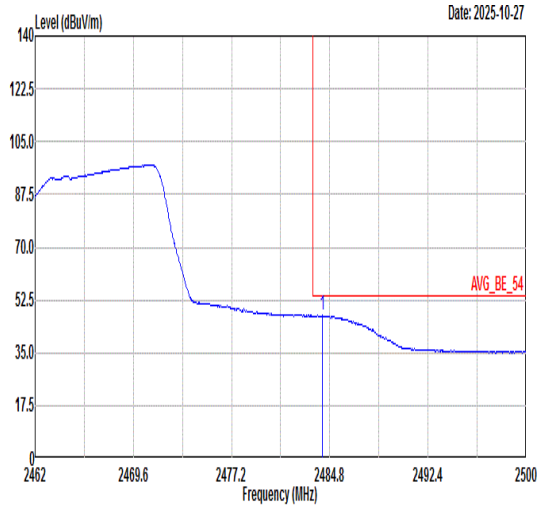 Freq Level Limit Line Margin (dB) Read Level Ant Factor Cable Loss Preamp Factor APos TPos Remark MHz dBuV/m dBuV/m dBuV dB/m dB dB cm deg 1 2484.23 47.36 54.00 -6.64 42.96 32.57 5.94 34.11 116 155 AVERAGE	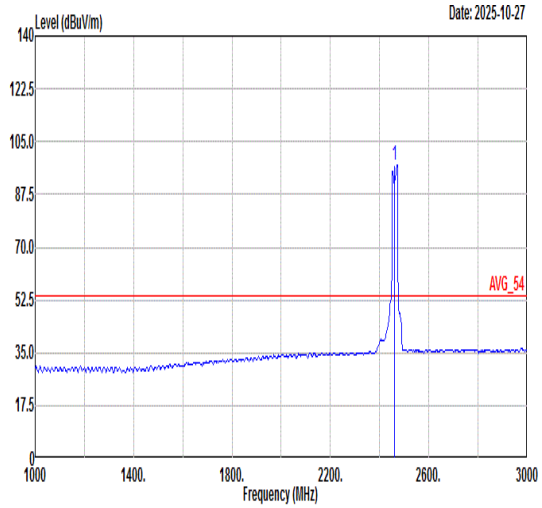 Freq Level Limit Line Margin (dB) Read Level Ant Factor Cable Loss Preamp Factor APos TPos Remark MHz dBuV/m dBuV/m dBuV dB/m dB dB cm deg 1 2462.00 97.13 ------ ------ 92.90 32.55 5.79 34.11 116 155 AVERAGE

Mode	37	
	Harmonic	
	2400-2483.5_802.11ax HE20_CH11_2462MHz	
ANT	13+6	
Pol.	Horizontal	Vertical
Peak Avg	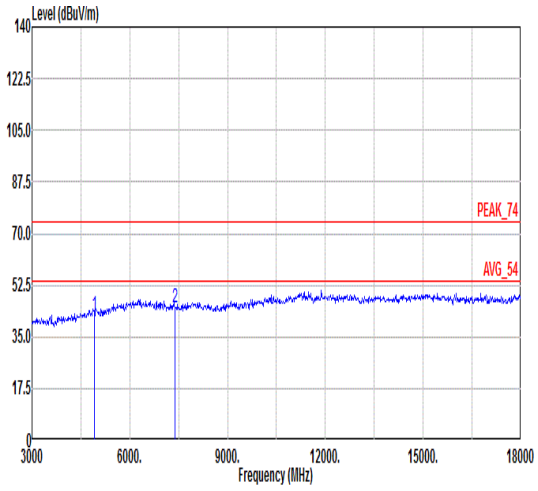 Freq Level Limit Line Margin Read Level Ant Factor Cable Loss Preamp Factor APos TPos Remark MHz dBuV/m dBuV/m dB dBuV dB/m dB dB cm deg 1 4924.00 42.09 74.00 -31.91 50.84 35.12 8.57 52.44 --- --- Peak 2 7386.00 44.76 74.00 -29.24 50.78 36.10 10.18 52.30 --- --- Peak	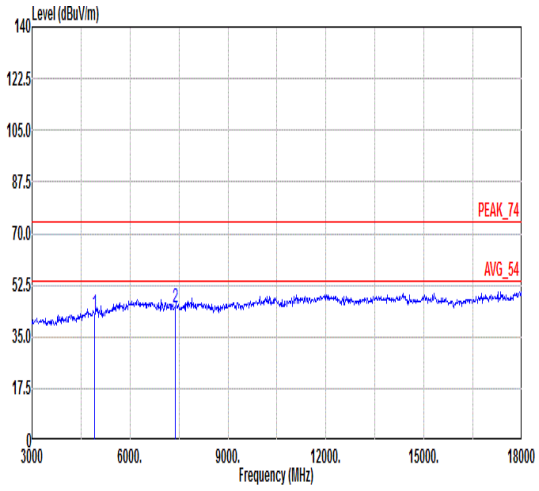 Freq Level Limit Line Margin Read Level Ant Factor Cable Loss Preamp Factor APos TPos Remark MHz dBuV/m dBuV/m dB dBuV dB/m dB dB cm deg 1 4924.00 42.97 74.00 -31.03 51.72 35.12 8.57 52.44 --- --- Peak 2 7386.00 44.68 74.00 -29.32 50.70 36.10 10.18 52.30 --- --- Peak

Mode	38	
	Band Edge - L	
	2400-2483.5_802.11ax HE40_CH03_2422MHz	
ANT	13+6	
Pol.	Horizontal	Fundamental
Peak	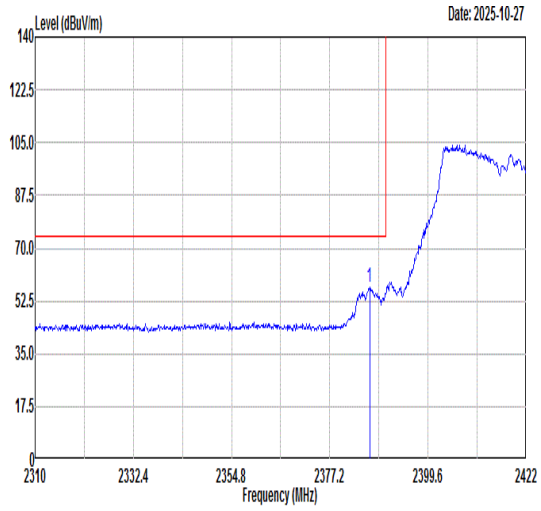 Freq Level Limit Line Margin (dB) Read Level Ant Factor Cable Loss Preamp Factor APos TPos Remark MHz dBuV/m dBuV/m dBuV dB/m dB dB cm deg 1 2386.27 56.91 74.00 -17.09 53.28 32.42 5.36 34.15 300 315 PEAK	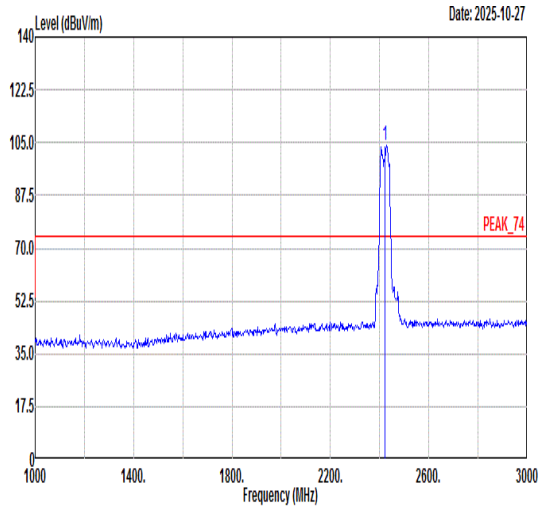 Freq Level Limit Line Margin (dB) Read Level Ant Factor Cable Loss Preamp Factor APos TPos Remark MHz dBuV/m dBuV/m dBuV dB/m dB dB cm deg 1 2422.00 104.10 ------ ------ 100.35 32.48 5.40 34.13 300 315 PEAK
Avg	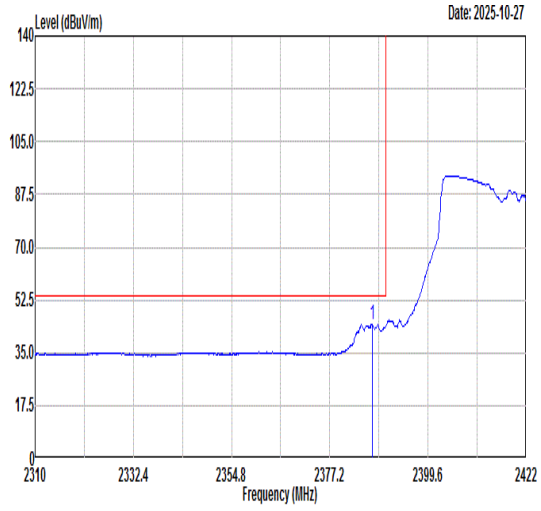 Freq Level Limit Line Margin (dB) Read Level Ant Factor Cable Loss Preamp Factor APos TPos Remark MHz dBuV/m dBuV/m dBuV dB/m dB dB cm deg 1 2386.83 44.28 54.00 -9.72 40.65 32.42 5.36 34.15 300 315 AVERAGE	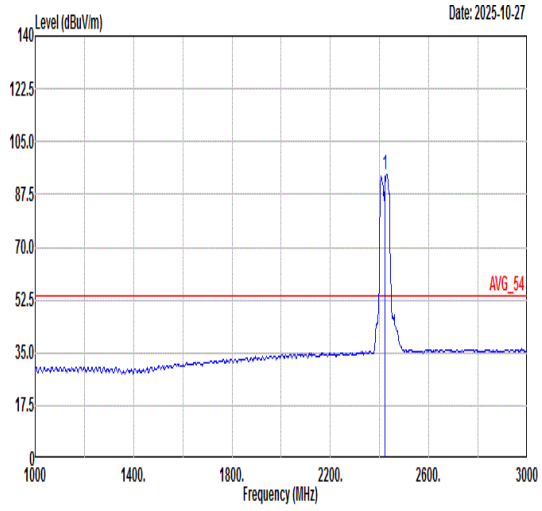 Freq Level Limit Line Margin (dB) Read Level Ant Factor Cable Loss Preamp Factor APos TPos Remark MHz dBuV/m dBuV/m dBuV dB/m dB dB cm deg 1 2422.00 94.15 ------ ------ 90.40 32.48 5.40 34.13 300 315 AVERAGE

Mode	38	
	Band Edge - R	
	2400-2483.5_802.11ax HE40_CH03_2422MHz	
ANT	13+6	
Pol.	Horizontal	Fundamental
Peak	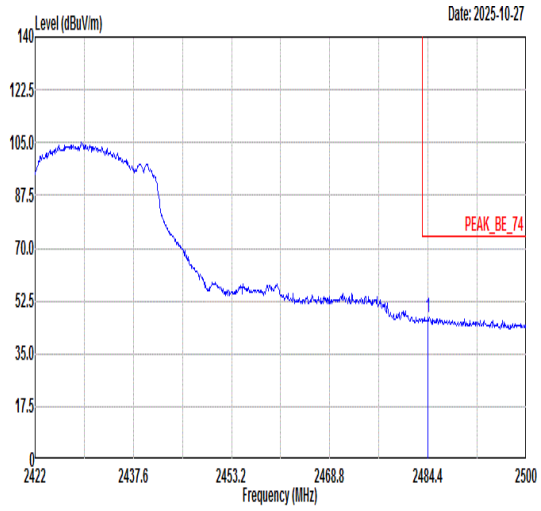 Freq Level Limit Line Margin (dB) Read Level Ant Factor Cable Loss Preamp Factor APos TPos Remark MHz dBuV/m dBuV/m dBuV dB/m dB dB cm deg 1 2484.40 46.97 74.00 -27.03 42.56 32.58 5.94 34.11 300 315 PEAK	Blank
Avg	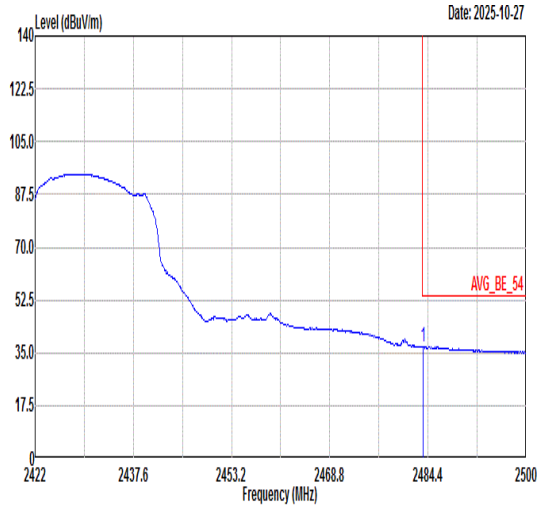 Freq Level Limit Line Margin (dB) Read Level Ant Factor Cable Loss Preamp Factor APos TPos Remark MHz dBuV/m dBuV/m dBuV dB/m dB dB cm deg 1 2483.62 36.88 54.00 -17.12 32.47 32.57 5.95 34.11 300 315 AVERAGE	Blank

Mode	38	
	Band Edge - L	
	2400-2483.5_802.11ax HE40_CH03_2422MHz	
ANT	13+6	
Pol.	Vertical	Fundamental
Peak	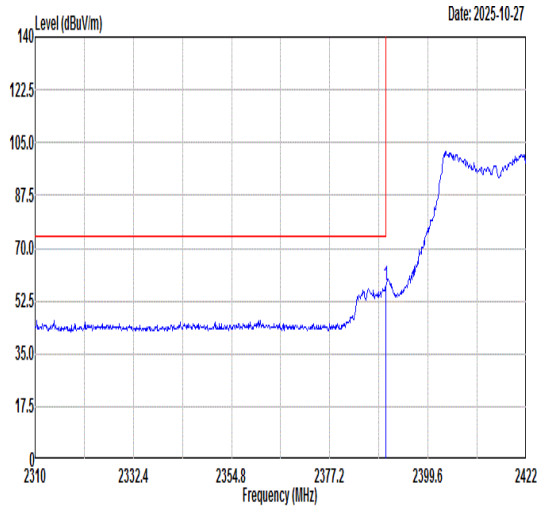 Freq Level Limit Line Margin (dB) Read Level Ant Factor Cable Loss Preamp Factor APos TPos Remark MHz dBuV/m dBuV/m dBuV dB/m dB dB cm deg 1 2389.97 57.52 74.00 -16.48 53.88 32.42 5.36 34.14 164 152 PEAK	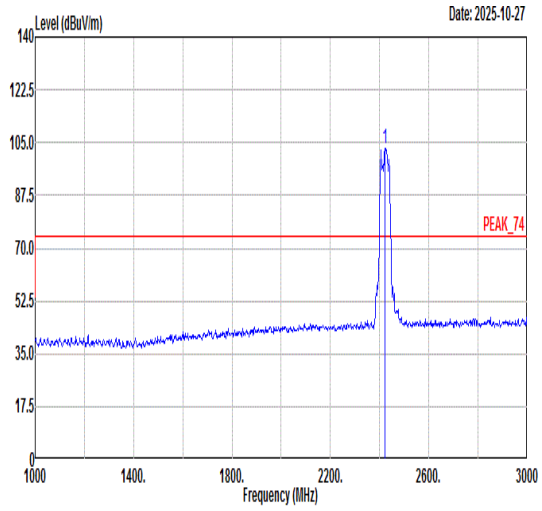 Freq Level Limit Line Margin (dB) Read Level Ant Factor Cable Loss Preamp Factor APos TPos Remark MHz dBuV/m dBuV/m dBuV dB/m dB dB cm deg 1 2422.00 103.17 ------ ------ 99.43 32.48 5.39 34.13 164 152 PEAK
Avg	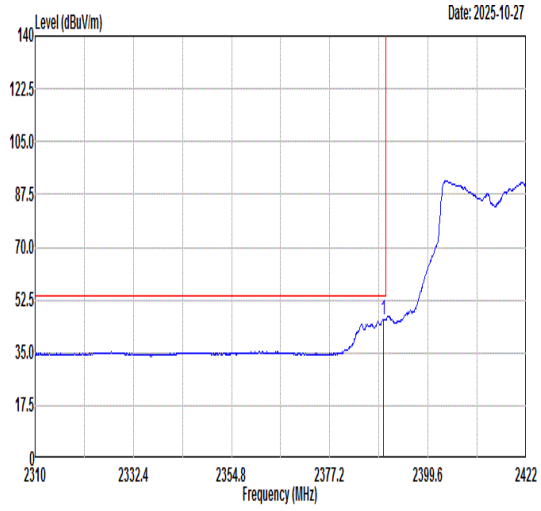 Freq Level Limit Line Margin (dB) Read Level Ant Factor Cable Loss Preamp Factor APos TPos Remark MHz dBuV/m dBuV/m dBuV dB/m dB dB cm deg 1 2389.41 46.11 54.00 -7.89 42.47 32.42 5.36 34.14 164 152 AVERAGE	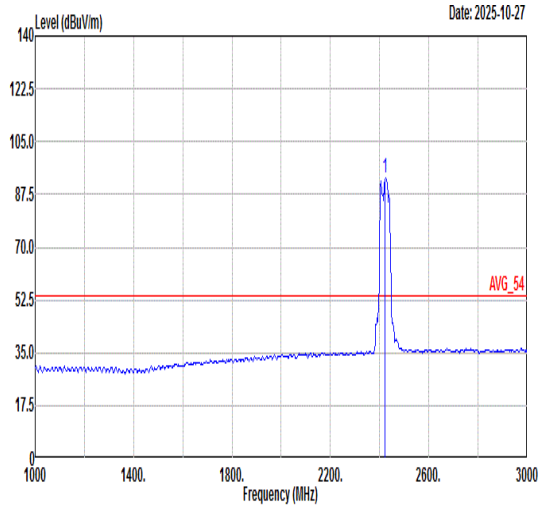 Freq Level Limit Line Margin (dB) Read Level Ant Factor Cable Loss Preamp Factor APos TPos Remark MHz dBuV/m dBuV/m dBuV dB/m dB dB cm deg 1 2422.00 92.85 ------ ------ 89.11 32.48 5.39 34.13 164 152 AVERAGE

Mode	38	
	Band Edge - R	
	2400-2483.5_802.11ax HE40_CH03_2422MHz	
ANT	13+6	
Pol.	Vertical	Fundamental
Peak	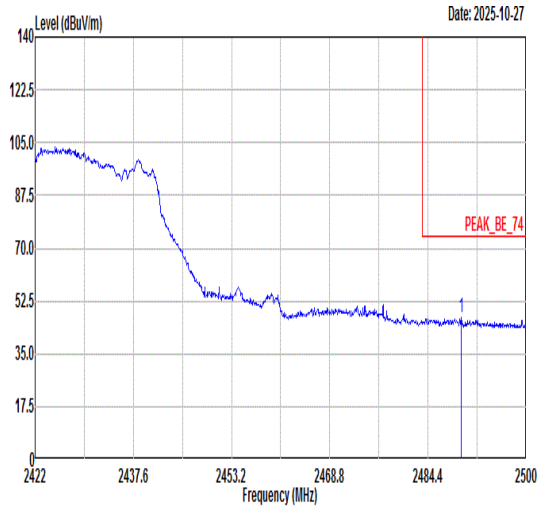 Freq Level Limit Line Margin (dB) Read Level Ant Factor Cable Loss Preamp Factor APos TPos Remark MHz dBuV/m dBuV/m dBuV dB/m dB dB cm deg 1 2489.70 47.03 74.00 -26.97 42.63 32.58 5.92 34.10 164 152 PEAK	Blank
Avg	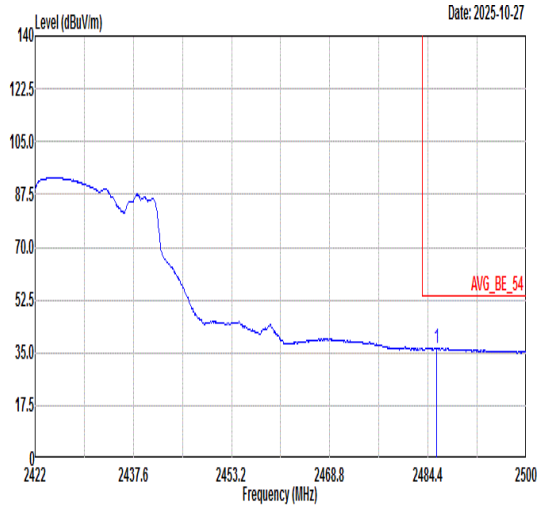 Freq Level Limit Line Margin (dB) Read Level Ant Factor Cable Loss Preamp Factor APos TPos Remark MHz dBuV/m dBuV/m dBuV dB/m dB dB cm deg 1 2485.80 36.66 54.00 -17.34 32.25 32.58 5.94 34.11 164 152 AVERAGE	Blank

Mode	39	
	Band Edge - L	
	2400-2483.5_802.11ax HE40_CH09_2452MHz	
ANT	13+6	
Pol.	Horizontal	Fundamental
Peak	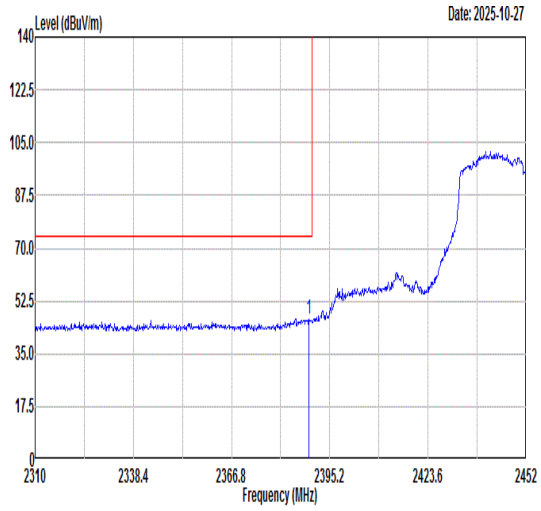 Freq Level Limit Line Margin (dB) Read Level Ant Factor Cable Loss Preamp Factor APos TPos Remark MHz dBuV/m dBuV/m dBuV dB/m dB dB cm deg 1 2389.09 46.67 74.00 -27.33 43.03 32.42 5.36 34.14 300 314 PEAK	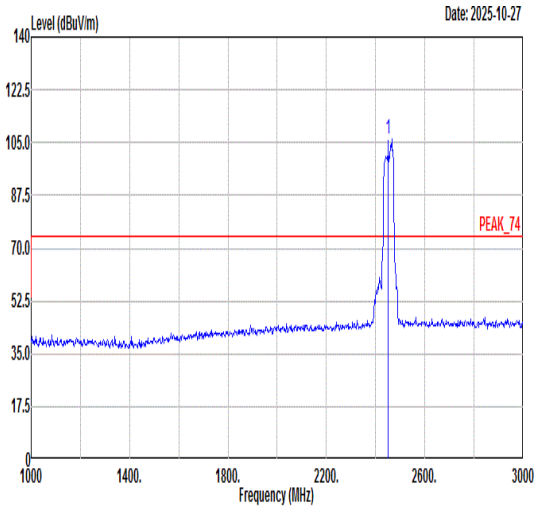 Freq Level Limit Line Margin (dB) Read Level Ant Factor Cable Loss Preamp Factor APos TPos Remark MHz dBuV/m dBuV/m dBuV dB/m dB dB cm deg 1 2452.00 106.04 ------ ------ 101.87 32.55 5.73 34.11 300 314 PEAK
Avg	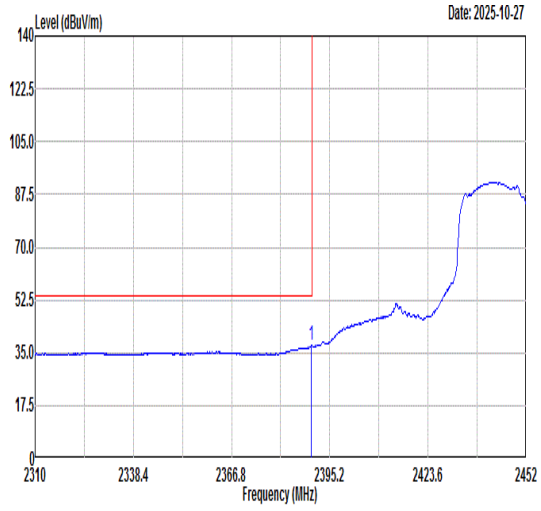 Freq Level Limit Line Margin (dB) Read Level Ant Factor Cable Loss Preamp Factor APos TPos Remark MHz dBuV/m dBuV/m dBuV dB/m dB dB cm deg 1 2389.95 37.33 54.00 -16.67 33.69 32.42 5.36 34.14 300 314 AVERAGE	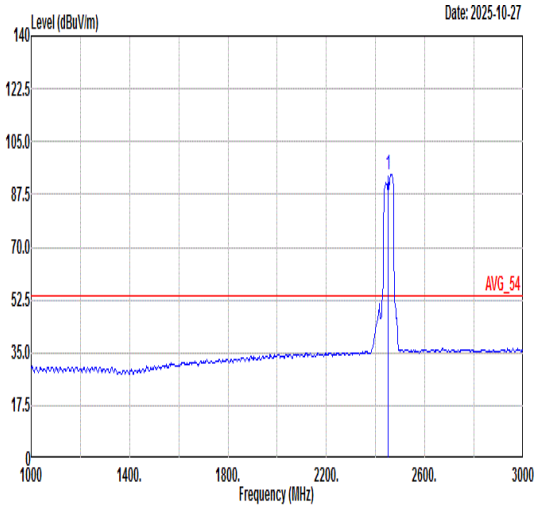 Freq Level Limit Line Margin (dB) Read Level Ant Factor Cable Loss Preamp Factor APos TPos Remark MHz dBuV/m dBuV/m dBuV dB/m dB dB cm deg 1 2452.00 94.22 ------ ------ 90.09 32.54 5.70 34.11 300 314 AVERAGE

Mode	39	
	Band Edge - R	
	2400-2483.5_802.11ax HE40_CH09_2452MHz	
ANT	13+6	
Pol.	Horizontal	Fundamental
Peak	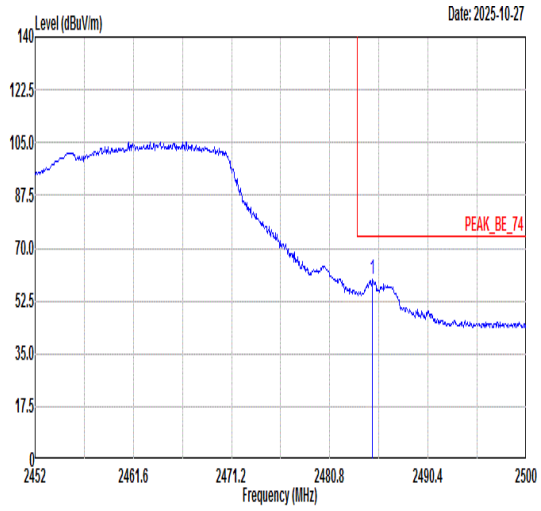 Freq Level Limit Line Margin (dB) Read Level Ant Factor Cable Loss Preamp Factor APos TPos Remark MHz dBuV/m dBuV/m dBuV dB/m dB dB cm deg 1 2484.98 59.54 74.00 -14.46 55.13 32.58 5.94 34.11 300 314 PEAK	Blank
Avg	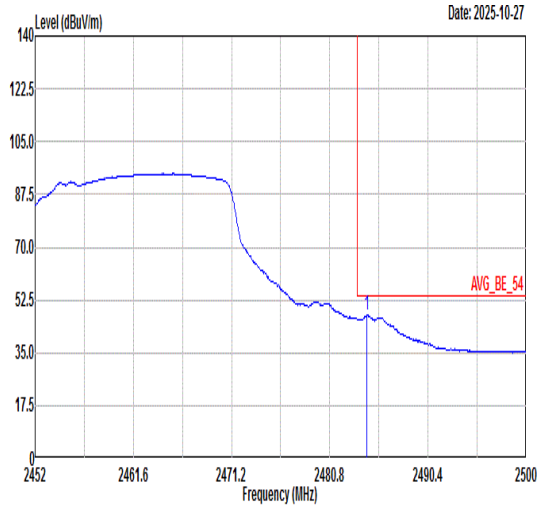 Freq Level Limit Line Margin (dB) Read Level Ant Factor Cable Loss Preamp Factor APos TPos Remark MHz dBuV/m dBuV/m dBuV dB/m dB dB cm deg 1 2484.40 47.39 54.00 -6.61 42.98 32.58 5.94 34.11 300 314 AVERAGE	Blank

Mode	39	
	Band Edge - L	
	2400-2483.5_802.11ax HE40_CH09_2452MHz	
ANT	13+6	
Pol.	Vertical	Fundamental
Peak	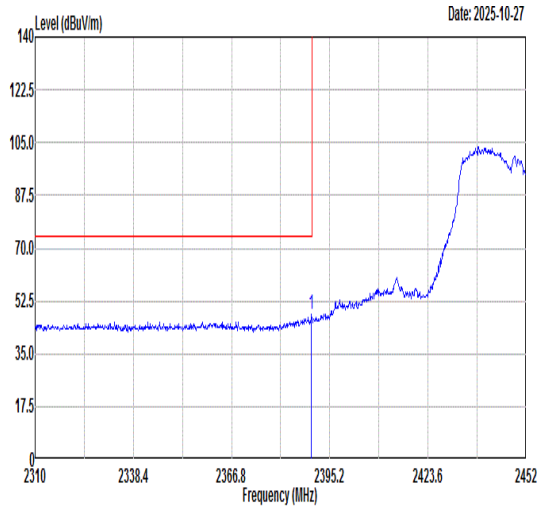 Freq Level Limit Line Margin (dB) Read Level Ant Factor Cable Loss Preamp Factor APos TPos Remark MHz dBuV/m dBuV/m dBuV dB/m dB dB cm deg 1 2389.95 47.86 74.00 -26.14 44.22 32.42 5.36 34.14 100 134 PEAK	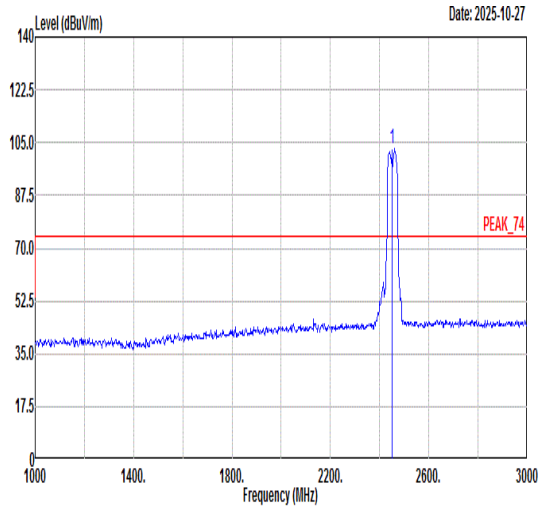 Freq Level Limit Line Margin (dB) Read Level Ant Factor Cable Loss Preamp Factor APos TPos Remark MHz dBuV/m dBuV/m dBuV dB/m dB dB cm deg 1 2452.00 102.91 ------ ------ 98.84 32.54 5.65 34.12 100 134 PEAK
Avg	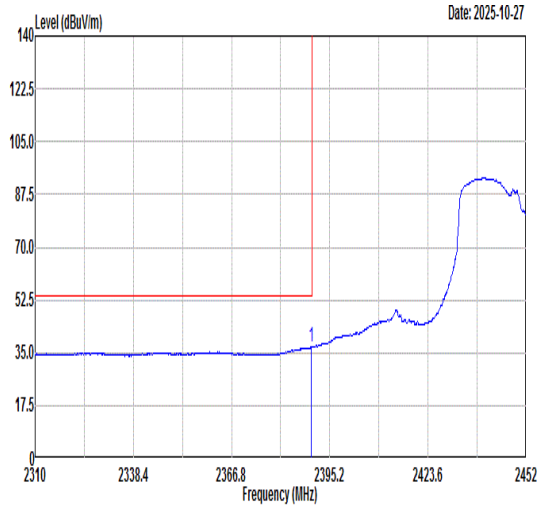 Freq Level Limit Line Margin (dB) Read Level Ant Factor Cable Loss Preamp Factor APos TPos Remark MHz dBuV/m dBuV/m dBuV dB/m dB dB cm deg 1 2389.95 37.00 54.00 -17.00 33.36 32.42 5.36 34.14 100 134 AVERAGE	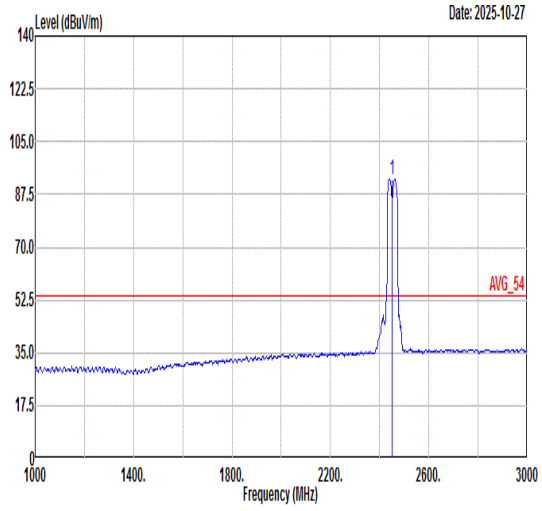 Freq Level Limit Line Margin (dB) Read Level Ant Factor Cable Loss Preamp Factor APos TPos Remark MHz dBuV/m dBuV/m dBuV dB/m dB dB cm deg 1 2452.00 92.65 ------ ------ 88.86 32.50 5.41 34.12 100 134 AVERAGE

Mode	39	
	Band Edge - R	
	2400-2483.5_802.11ax HE40_CH09_2452MHz	
ANT	13+6	
Pol.	Vertical	Fundamental
Peak	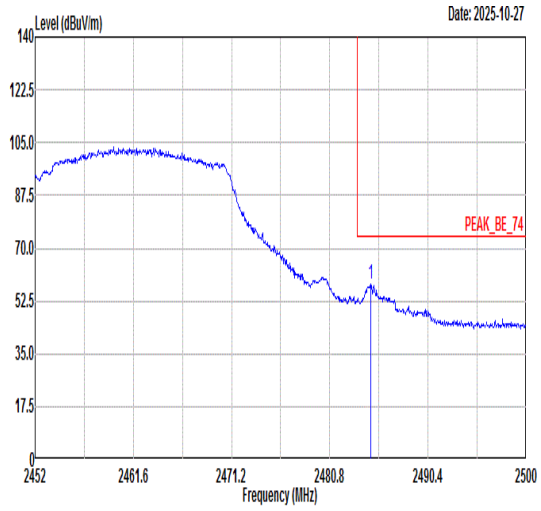 Freq Level Limit Line Margin (dB) Read Level Ant Factor Cable Loss Preamp Factor APos TPos Remark MHz dBuV/m dBuV/m dBuV dB/m dB dB cm deg 1 2484.83 58.00 74.00 -16.00 53.59 32.58 5.94 34.11 100 134 PEAK	Blank
Avg	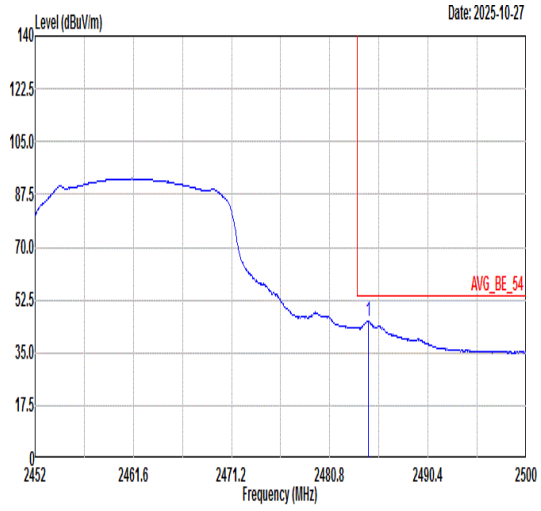 Freq Level Limit Line Margin (dB) Read Level Ant Factor Cable Loss Preamp Factor APos TPos Remark MHz dBuV/m dBuV/m dBuV dB/m dB dB cm deg 1 2484.59 45.61 54.00 -8.39 41.20 32.58 5.94 34.11 100 134 AVERAGE	Blank

Mode	40	
	Band Edge	
	2400-2483.5_802.11ax HE20_CH01_Partial RU_2412MHz	
ANT	13+6	
Pol.	Horizontal	Fundamental
Peak	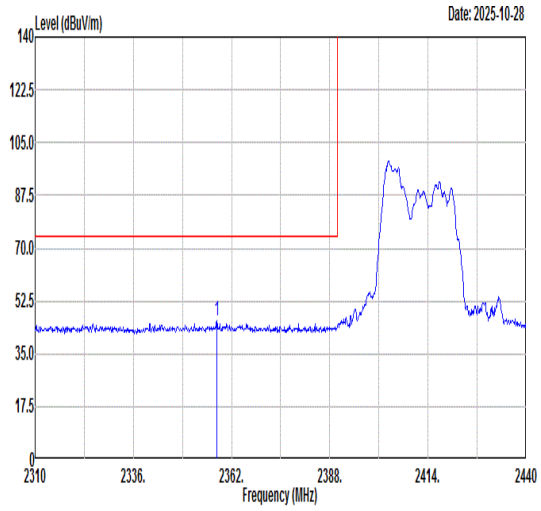 Freq Level Limit Line Margin (dB) Read Level Ant Factor Cable Loss Preamp Factor APos TPos Remark MHz dBuV/m dBuV/m dBuV dB/m dB dB cm deg 1 2358.10 45.82 74.00 -28.18 42.28 32.37 5.33 34.16 200 132 PEAK	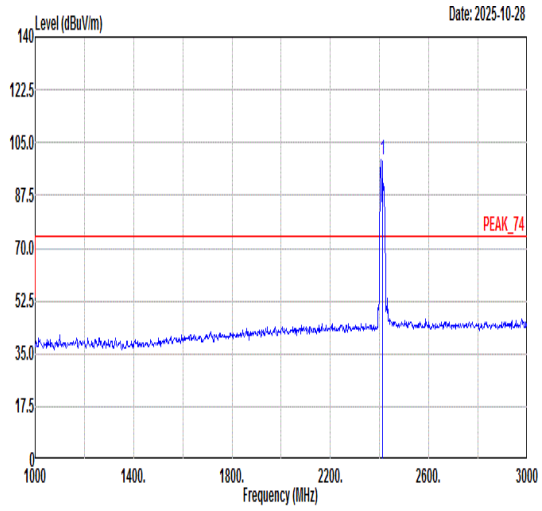 Freq Level Limit Line Margin (dB) Read Level Ant Factor Cable Loss Preamp Factor APos TPos Remark MHz dBuV/m dBuV/m dBuV dB/m dB dB cm deg 1 2412.00 99.25 ------ ------ 95.57 32.45 5.37 34.14 200 132 PEAK
Avg	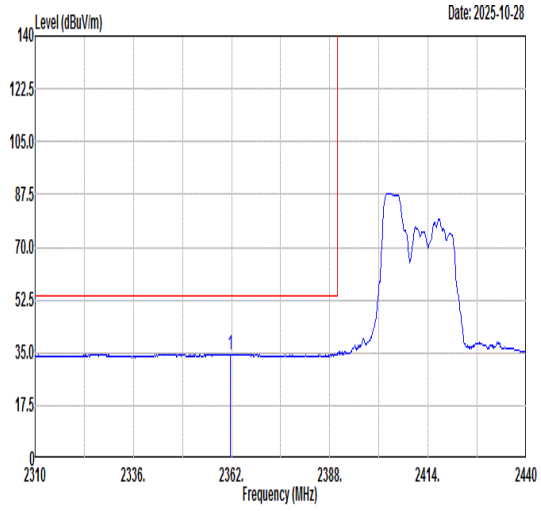 Freq Level Limit Line Margin (dB) Read Level Ant Factor Cable Loss Preamp Factor APos TPos Remark MHz dBuV/m dBuV/m dBuV dB/m dB dB cm deg 1 2361.61 34.57 54.00 -19.43 31.01 32.38 5.34 34.16 200 132 AVERAGE	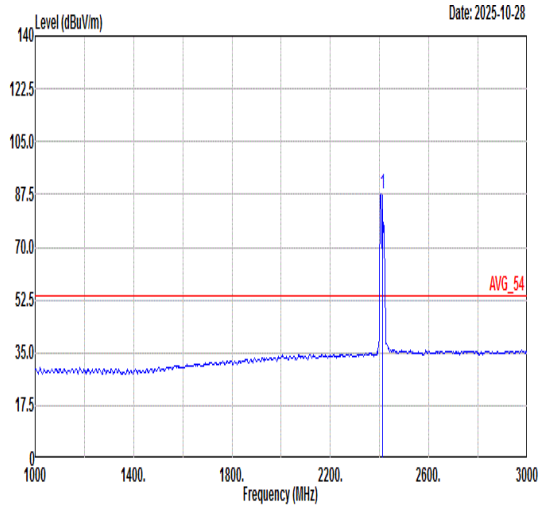 Freq Level Limit Line Margin (dB) Read Level Ant Factor Cable Loss Preamp Factor APos TPos Remark MHz dBuV/m dBuV/m dBuV dB/m dB dB cm deg 1 2412.00 87.64 ------ ------ 83.96 32.45 5.37 34.14 200 132 AVERAGE

Mode	40	
	Band Edge	
	2400-2483.5_802.11ax HE20_CH01_Partial RU_2412MHz	
ANT	13+6	
Pol.	Vertical	Fundamental
Peak	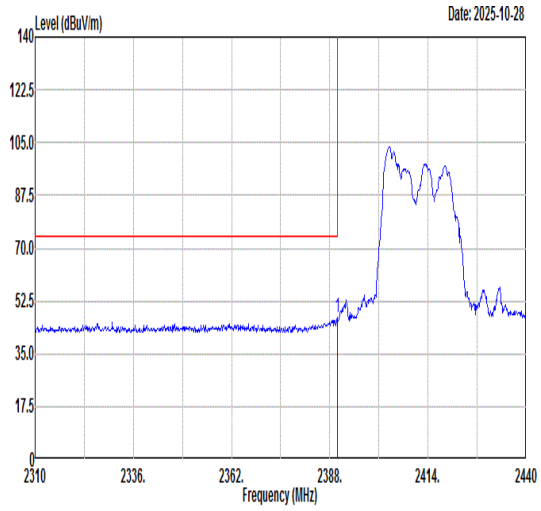 Freq Level Limit Line Margin (dB) Read Level Ant Factor Cable Loss Preamp Factor APos TPos Remark MHz dBuV/m dBuV/m dBuV dB/m dB dB cm deg 1 2389.95 46.85 74.00 -27.15 43.21 32.42 5.36 34.14 100 89 PEAK	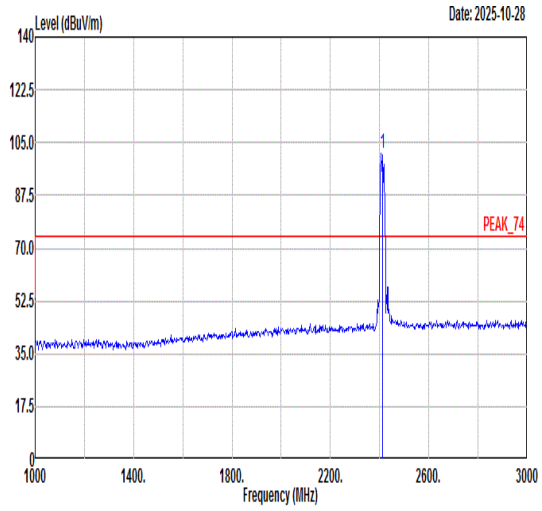 Freq Level Limit Line Margin (dB) Read Level Ant Factor Cable Loss Preamp Factor APos TPos Remark MHz dBuV/m dBuV/m dBuV dB/m dB dB cm deg 1 2412.00 101.30 ------ ------ 97.62 32.45 5.37 34.14 100 89 PEAK
Avg	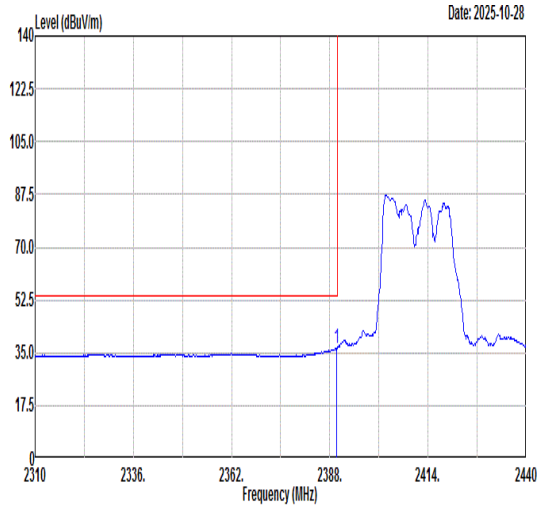 Freq Level Limit Line Margin (dB) Read Level Ant Factor Cable Loss Preamp Factor APos TPos Remark MHz dBuV/m dBuV/m dBuV dB/m dB dB cm deg 1 2389.82 36.56 54.00 -17.44 32.92 32.42 5.36 34.14 100 89 AVERAGE	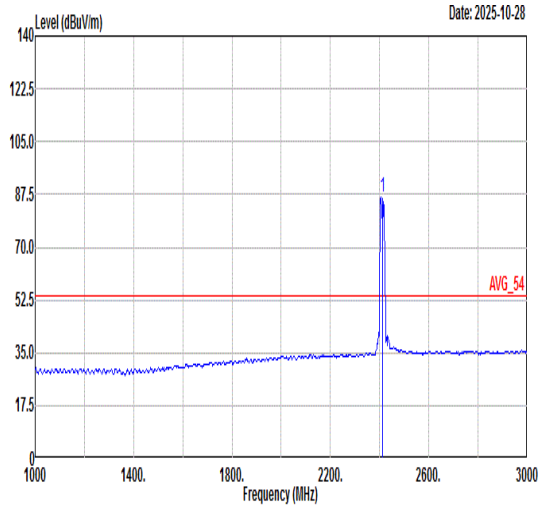 Freq Level Limit Line Margin (dB) Read Level Ant Factor Cable Loss Preamp Factor APos TPos Remark MHz dBuV/m dBuV/m dBuV dB/m dB dB cm deg 1 2412.00 86.55 ------ ------ 82.87 32.45 5.37 34.14 100 89 AVERAGE

Mode	41	
	Band Edge	
	2400-2483.5_802.11ax HE20_CH11_Partial RU_2462MHz	
ANT	13+6	
Pol.	Horizontal	Fundamental
Peak	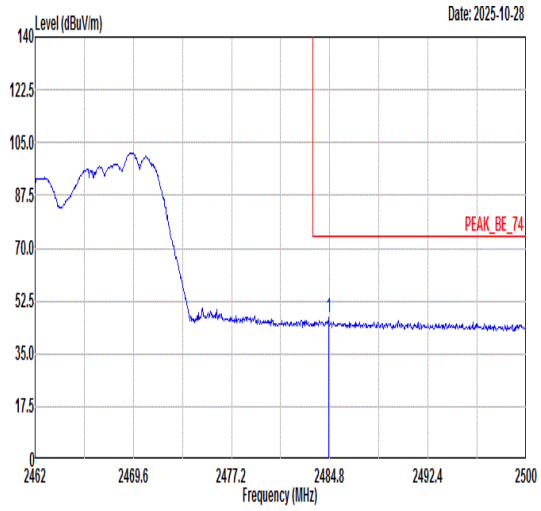 Freq Level Limit Line Margin (dB) Read Level Ant Factor Cable Loss Preamp Factor APos TPos Remark MHz dBuV/m dBuV/m dBuV dB/m dB dB cm deg 1 2484.69 46.81 74.00 -27.19 42.40 32.58 5.94 34.11 395 360 PEAK	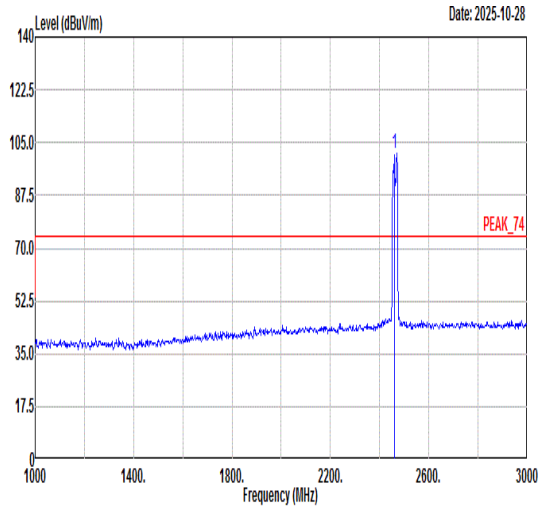 Freq Level Limit Line Margin (dB) Read Level Ant Factor Cable Loss Preamp Factor APos TPos Remark MHz dBuV/m dBuV/m dBuV dB/m dB dB cm deg 1 2462.00 101.63 ------ ------ 97.40 32.55 5.79 34.11 395 360 PEAK
Avg	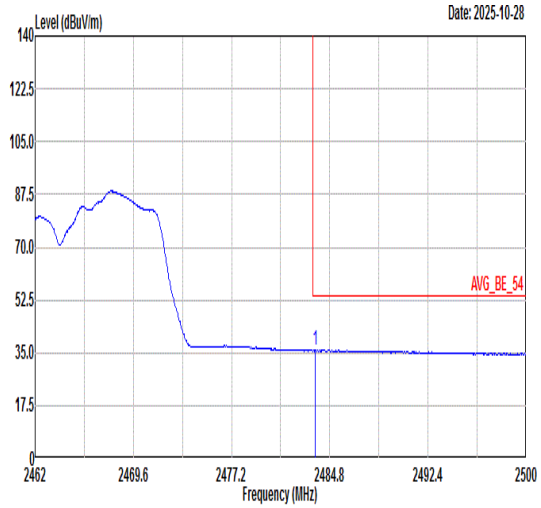 Freq Level Limit Line Margin (dB) Read Level Ant Factor Cable Loss Preamp Factor APos TPos Remark MHz dBuV/m dBuV/m dBuV dB/m dB dB cm deg 1 2483.66 35.87 54.00 -18.13 31.46 32.57 5.95 34.11 395 360 AVERAGE	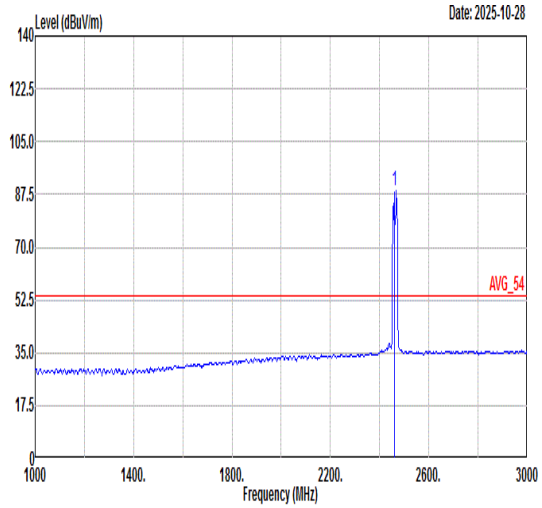 Freq Level Limit Line Margin (dB) Read Level Ant Factor Cable Loss Preamp Factor APos TPos Remark MHz dBuV/m dBuV/m dBuV dB/m dB dB cm deg 1 2462.00 88.50 ------ ------ 84.30 32.55 5.76 34.11 395 360 AVERAGE

Mode	41	
	Band Edge	
	2400-2483.5_802.11ax HE20_CH11_Partial RU_2462MHz	
ANT	13+6	
Pol.	Vertical	Fundamental
Peak	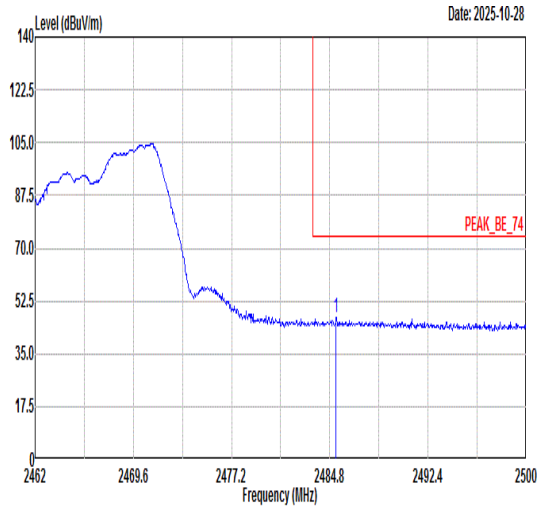 Freq Level Limit Line Margin (dB) Read Level Ant Factor Cable Loss Preamp Factor APos TPos Remark MHz dBuV/m dBuV/m dBuV dB/m dB dB cm deg 1 2485.29 47.10 74.00 -26.90 42.69 32.58 5.94 34.11 100 117 PEAK	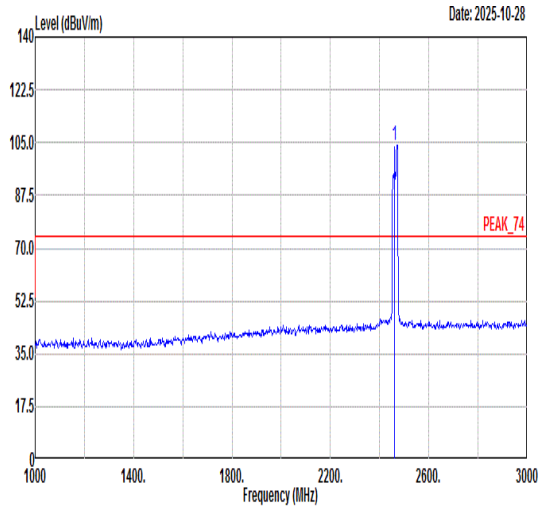 Freq Level Limit Line Margin (dB) Read Level Ant Factor Cable Loss Preamp Factor APos TPos Remark MHz dBuV/m dBuV/m dBuV dB/m dB dB cm deg 1 2462.00 103.99 ------ ------ 99.73 32.56 5.81 34.11 100 117 PEAK
Avg	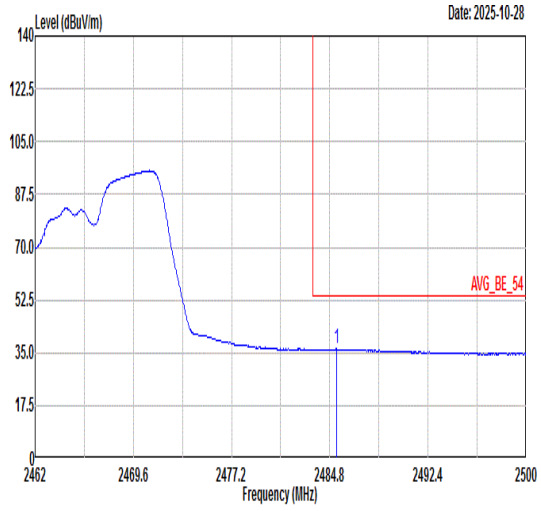 Freq Level Limit Line Margin (dB) Read Level Ant Factor Cable Loss Preamp Factor APos TPos Remark MHz dBuV/m dBuV/m dBuV dB/m dB dB cm deg 1 2485.33 36.21 54.00 -17.79 31.80 32.58 5.94 34.11 100 117 AVERAGE	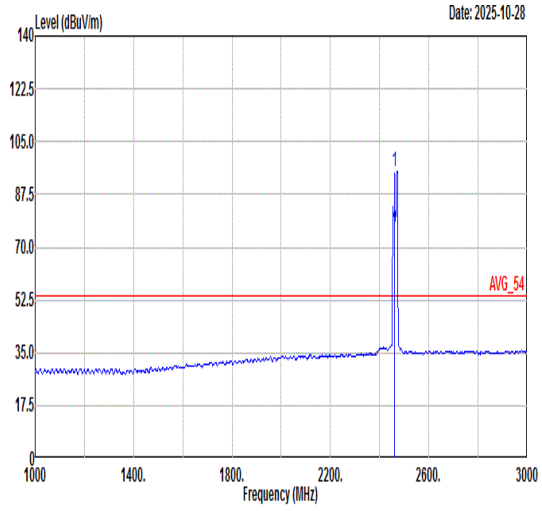 Freq Level Limit Line Margin (dB) Read Level Ant Factor Cable Loss Preamp Factor APos TPos Remark MHz dBuV/m dBuV/m dBuV dB/m dB dB cm deg 1 2462.00 95.15 ------ ------ 90.92 32.55 5.79 34.11 100 117 AVERAGE

Mode	42	
	Band Edge	
	2400-2483.5_802.11be EHT20_CH01_2412MHz	
ANT	13+6	
Pol.	Horizontal	Fundamental
Peak	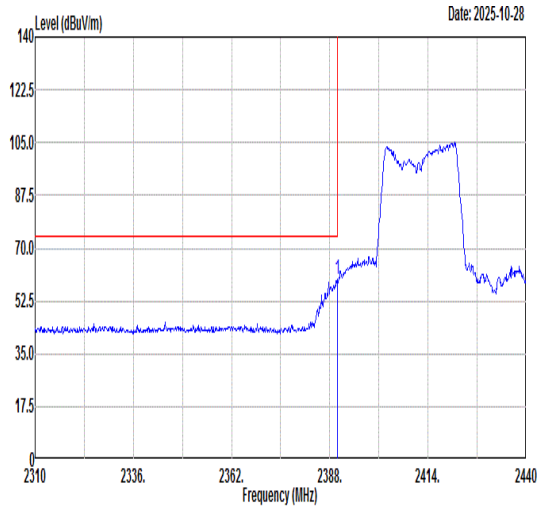 Freq Level Limit Line Margin (dB) Read Level Ant Factor Cable Loss Preamp Factor APos TPos Remark MHz dBuV/m dBuV/m dBuV dB/m dB dB cm deg 1 2389.95 59.88 74.00 -14.12 56.24 32.42 5.36 34.14 264 308 PEAK	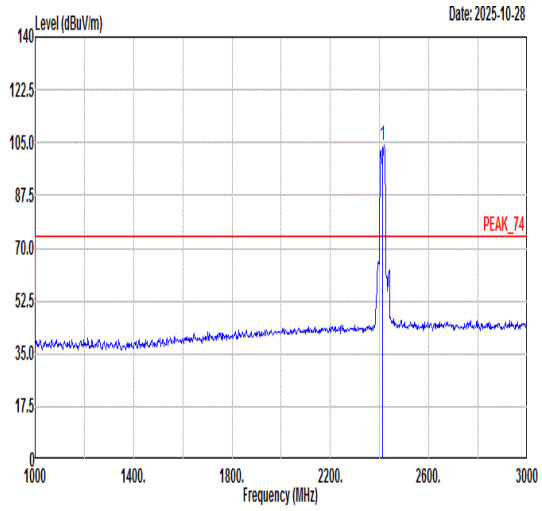 Freq Level Limit Line Margin (dB) Read Level Ant Factor Cable Loss Preamp Factor APos TPos Remark MHz dBuV/m dBuV/m dBuV dB/m dB dB cm deg 1 2412.00 104.25 ------ ------ 100.52 32.47 5.39 34.13 264 308 PEAK
Avg	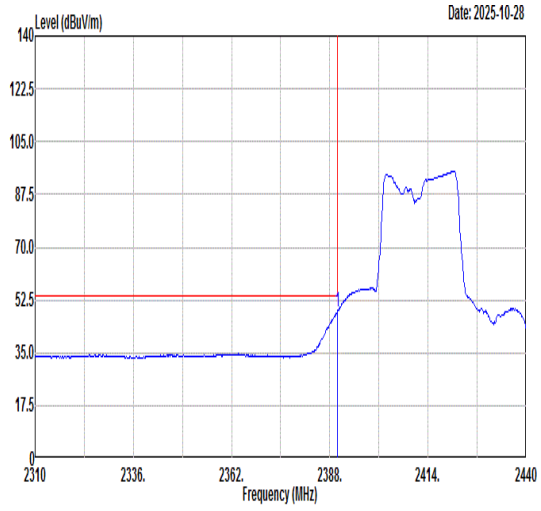 Freq Level Limit Line Margin (dB) Read Level Ant Factor Cable Loss Preamp Factor APos TPos Remark MHz dBuV/m dBuV/m dBuV dB/m dB dB cm deg 1 2389.95 48.65 54.00 -5.35 45.01 32.42 5.36 34.14 264 308 AVERAGE	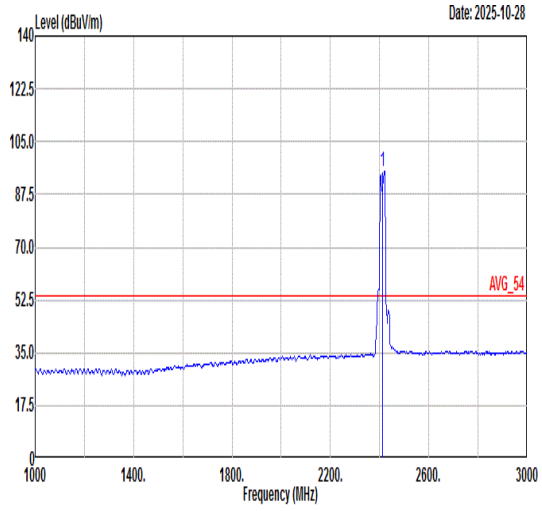 Freq Level Limit Line Margin (dB) Read Level Ant Factor Cable Loss Preamp Factor APos TPos Remark MHz dBuV/m dBuV/m dBuV dB/m dB dB cm deg 1 2412.00 95.25 ------ ------ 91.52 32.47 5.39 34.13 264 308 AVERAGE

Mode	42	
	Band Edge	
	2400-2483.5_802.11be EHT20_CH01_2412MHz	
ANT	13+6	
Pol.	Vertical	Fundamental
Peak	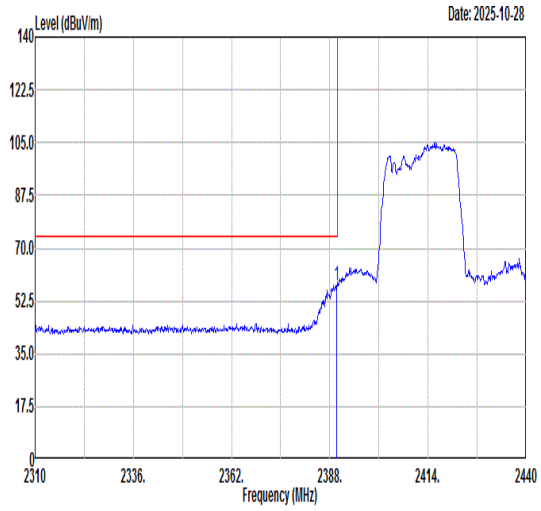 Freq Level Limit Line Margin (dB) Read Level Ant Factor Cable Loss Preamp Factor APos TPos Remark MHz dBuV/m dBuV/m dBuV dB/m dB dB cm deg 1 2389.82 57.68 74.00 -16.32 54.04 32.42 5.36 34.14 100 113 PEAK	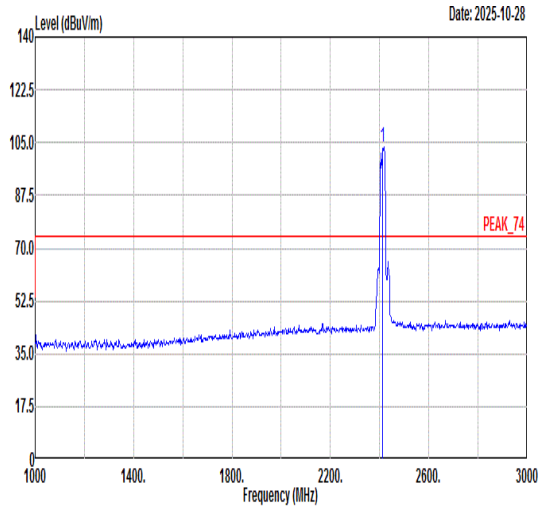 Freq Level Limit Line Margin (dB) Read Level Ant Factor Cable Loss Preamp Factor APos TPos Remark MHz dBuV/m dBuV/m dBuV dB/m dB dB cm deg 1 2412.00 103.80 ------ ------ 100.07 32.47 5.39 34.13 100 113 PEAK
Avg	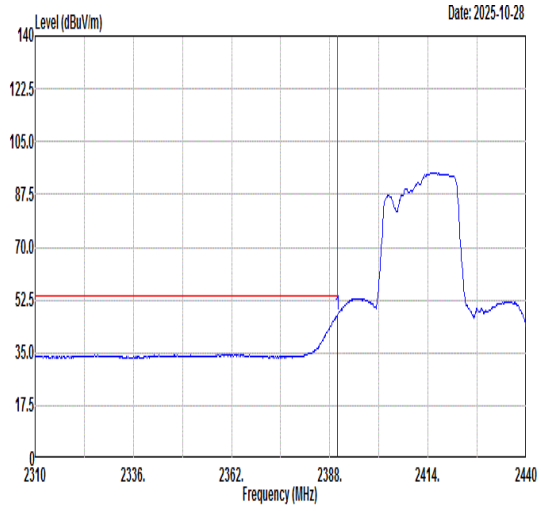 Freq Level Limit Line Margin (dB) Read Level Ant Factor Cable Loss Preamp Factor APos TPos Remark MHz dBuV/m dBuV/m dBuV dB/m dB dB cm deg 1 2389.95 47.47 54.00 -6.53 43.83 32.42 5.36 34.14 100 113 AVERAGE	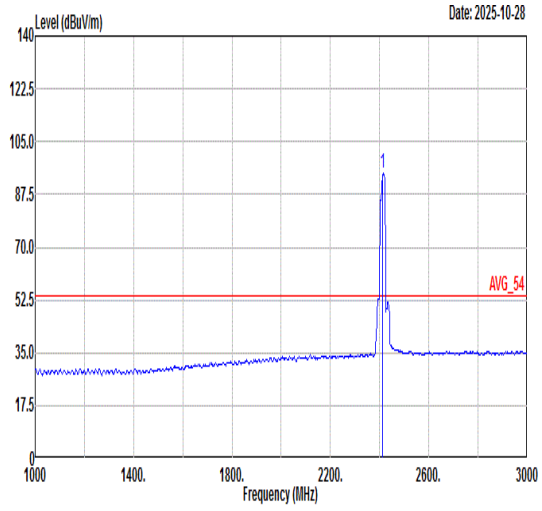 Freq Level Limit Line Margin (dB) Read Level Ant Factor Cable Loss Preamp Factor APos TPos Remark MHz dBuV/m dBuV/m dBuV dB/m dB dB cm deg 1 2412.00 94.36 ------ ------ 90.64 32.47 5.38 34.13 100 113 AVERAGE

Mode	42	
	Harmonic	
	2400-2483.5_802.11be EHT20_CH01_2412MHz	
ANT	13+6	
Pol.	Horizontal	Vertical
Peak Avg	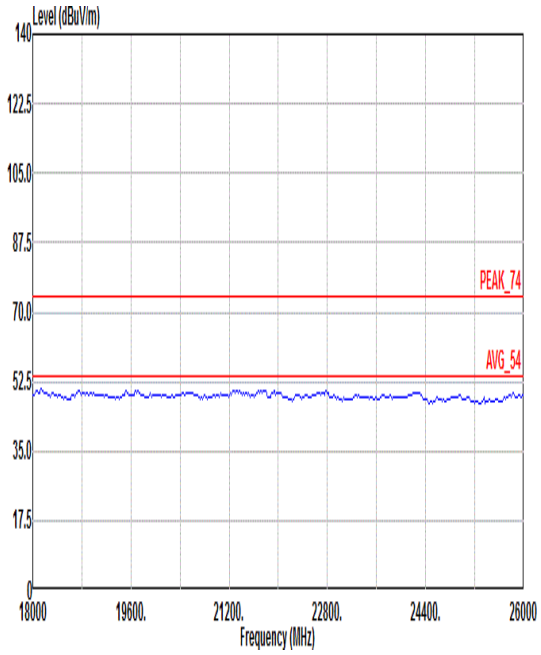	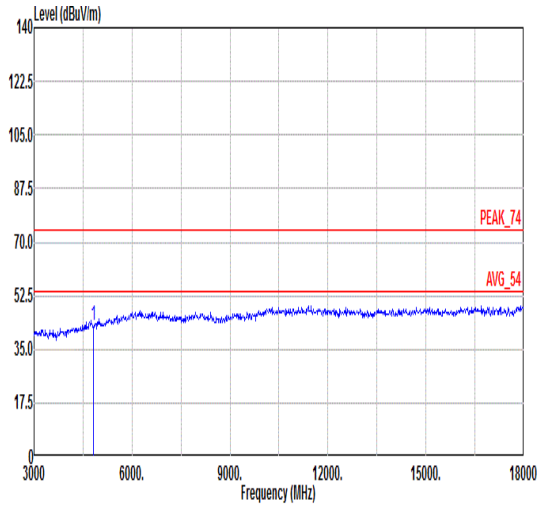 Freq Level Limit Line Margin Read Level Ant Factor Cable Loss Preamp Factor APos TPos Remark MHz dBuV/m dBuV/m dB dBuV dB/m dB dB cm deg 1 4824.00 42.59 74.00 -31.41 51.45 35.02 8.88 52.76 --- --- Peak

Mode	43	
	Band Edge - L	
	2400-2483.5_802.11be EHT20_CH06_2437MHz	
ANT	13+6	
Pol.	Horizontal	Fundamental
Peak	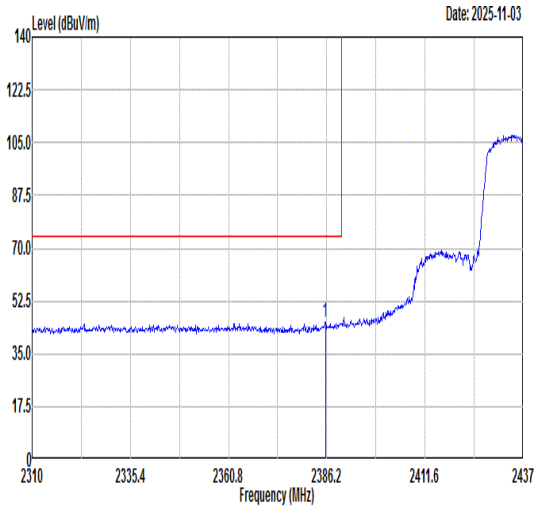 Freq Level Limit Line Margin (dB) Read Level Ant Factor Cable Loss Preamp Factor APos TPos Remark MHz dBuV/m dBuV/m dBuV dB/m dB dB cm deg 1 2385.82 45.23 74.00 -28.77 41.60 32.42 5.36 34.15 312 0 PEAK	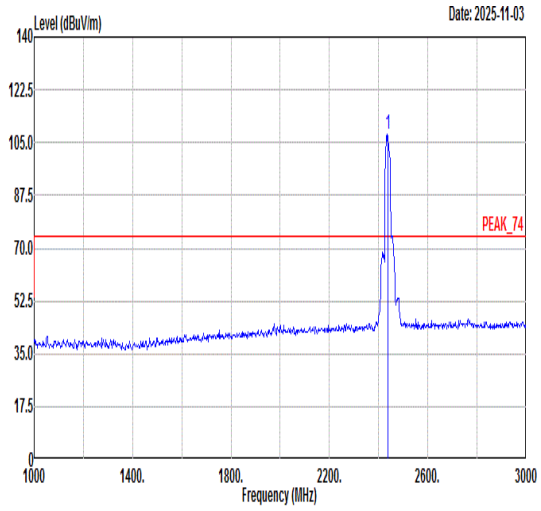 Freq Level Limit Line Margin (dB) Read Level Ant Factor Cable Loss Preamp Factor APos TPos Remark MHz dBuV/m dBuV/m dBuV dB/m dB dB cm deg 1 2437.00 107.95 ------ ------ 104.19 32.49 5.40 34.13 312 0 PEAK
Avg	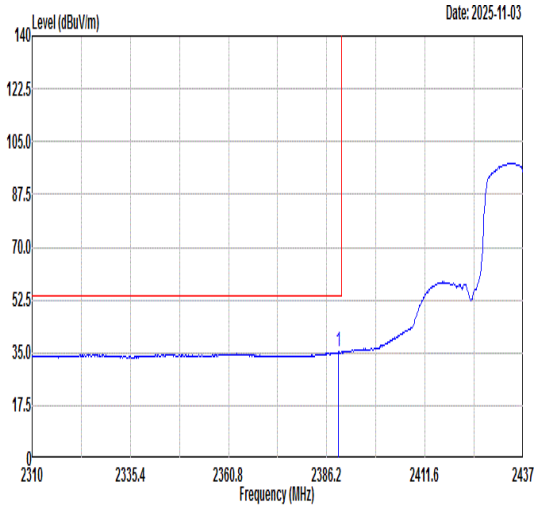 Freq Level Limit Line Margin (dB) Read Level Ant Factor Cable Loss Preamp Factor APos TPos Remark MHz dBuV/m dBuV/m dBuV dB/m dB dB cm deg 1 2389.25 35.36 54.00 -18.64 31.72 32.42 5.36 34.14 312 0 AVERAGE	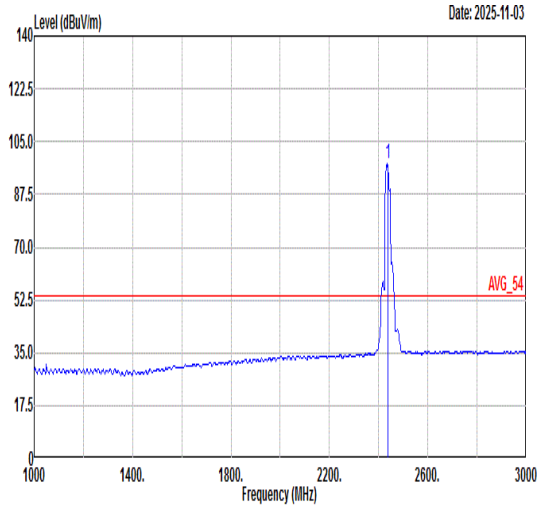 Freq Level Limit Line Margin (dB) Read Level Ant Factor Cable Loss Preamp Factor APos TPos Remark MHz dBuV/m dBuV/m dBuV dB/m dB dB cm deg 1 2437.00 97.60 ------ ------ 93.84 32.49 5.40 34.13 312 0 AVERAGE

Mode	43	
	Band Edge - R	
	2400-2483.5_802.11be EHT20_CH06_2437MHz	
ANT	13+6	
Pol.	Horizontal	Fundamental
Peak	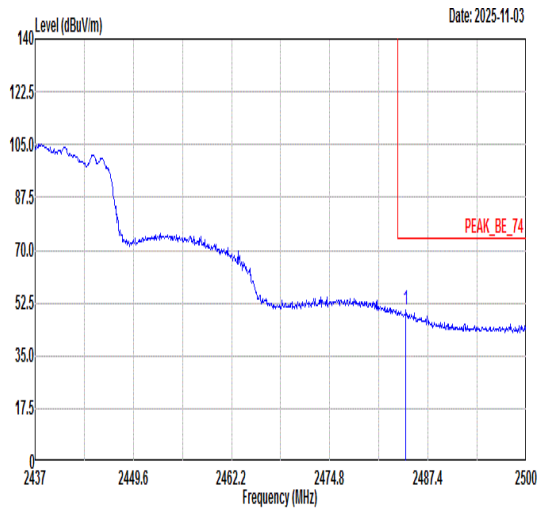 Freq Level Limit Line Margin (dB) Read Level Ant Factor Cable Loss Preamp Factor APos TPos Remark MHz dBuV/m dBuV/m dBuV dB/m dB dB cm deg 1 2484.57 50.38 74.00 -23.62 45.97 32.58 5.94 34.11 312 0 PEAK	Blank
Avg	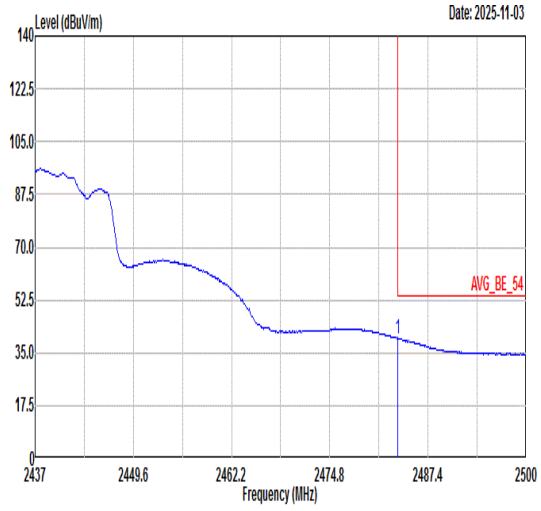 Freq Level Limit Line Margin (dB) Read Level Ant Factor Cable Loss Preamp Factor APos TPos Remark MHz dBuV/m dBuV/m dBuV dB/m dB dB cm deg 1 2483.56 39.84 54.00 -14.16 35.43 32.57 5.95 34.11 312 0 AVERAGE	Blank

Mode	43	
	Band Edge - L	
	2400-2483.5_802.11be EHT20_CH06_2437MHz	
ANT	13+6	
Pol.	Vertical	Fundamental
Peak	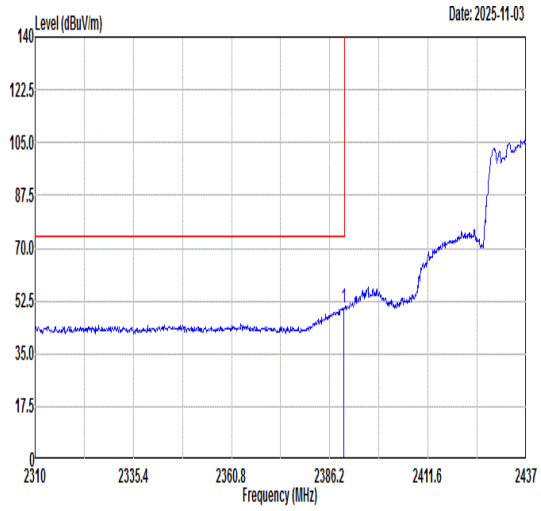 Freq Level Limit Line Margin (dB) Read Level Ant Factor Cable Loss Preamp Factor APos TPos Remark MHz dBuV/m dBuV/m dBuV dB/m dB dB cm deg 1 2389.76 50.25 74.00 -23.75 46.61 32.42 5.36 34.14 255 48 PEAK	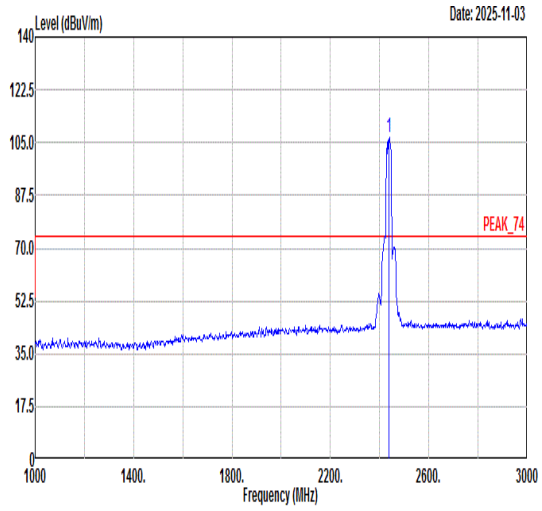 Freq Level Limit Line Margin (dB) Read Level Ant Factor Cable Loss Preamp Factor APos TPos Remark MHz dBuV/m dBuV/m dBuV dB/m dB dB cm deg 1 2437.00 106.86 ------ ------ 103.06 32.51 5.41 34.12 255 48 PEAK
Avg	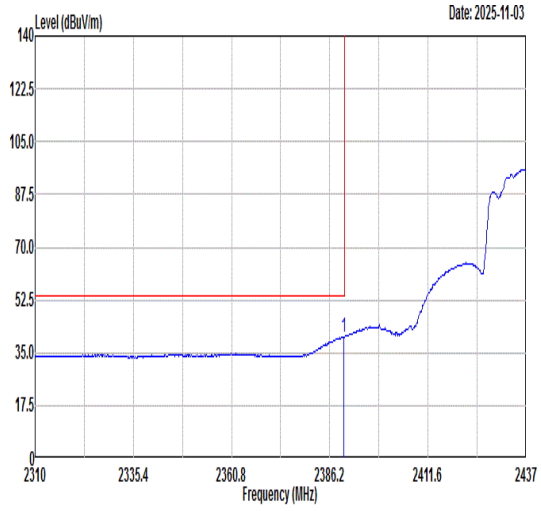 Freq Level Limit Line Margin (dB) Read Level Ant Factor Cable Loss Preamp Factor APos TPos Remark MHz dBuV/m dBuV/m dBuV dB/m dB dB cm deg 1 2389.88 40.33 54.00 -13.67 36.69 32.42 5.36 34.14 255 48 AVERAGE	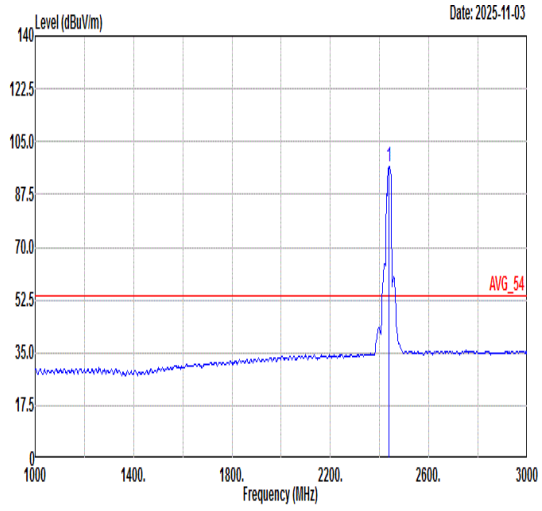 Freq Level Limit Line Margin (dB) Read Level Ant Factor Cable Loss Preamp Factor APos TPos Remark MHz dBuV/m dBuV/m dBuV dB/m dB dB cm deg 1 2437.00 96.84 ------ ------ 93.05 32.50 5.41 34.12 255 48 AVERAGE

Mode	43	
	Band Edge - R	
	2400-2483.5_802.11be EHT20_CH06_2437MHz	
ANT	13+6	
Pol.	Vertical	Fundamental
Peak	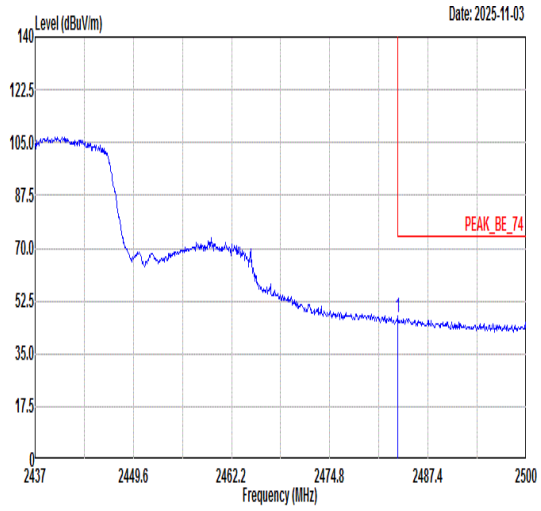 Freq Level Limit Line Margin (dB) Read Level Ant Factor Cable Loss Preamp Factor APos TPos Remark MHz dBuV/m dBuV/m dBuV dB/m dB dB cm deg 1 2483.56 46.97 74.00 -27.03 42.56 32.57 5.95 34.11 255 48 PEAK	Blank
Avg	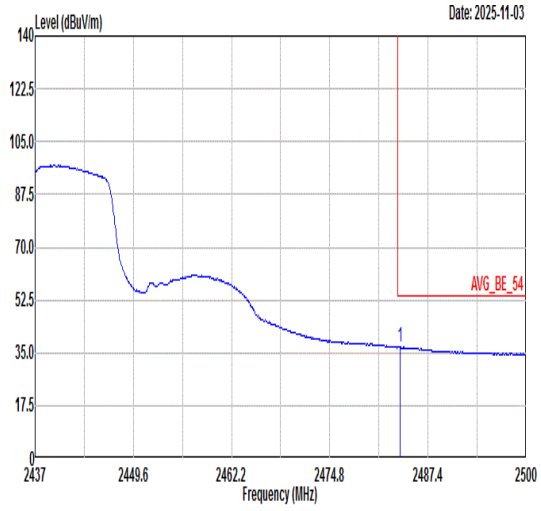 Freq Level Limit Line Margin (dB) Read Level Ant Factor Cable Loss Preamp Factor APos TPos Remark MHz dBuV/m dBuV/m dBuV dB/m dB dB cm deg 1 2483.81 36.99 54.00 -17.01 32.58 32.57 5.95 34.11 255 48 AVERAGE	Blank

Mode	43	
	Harmonic	
	2400-2483.5_802.11be EHT20_CH06_2437MHz	
ANT	13+6	
Pol.	Horizontal	Vertical
Peak Avg	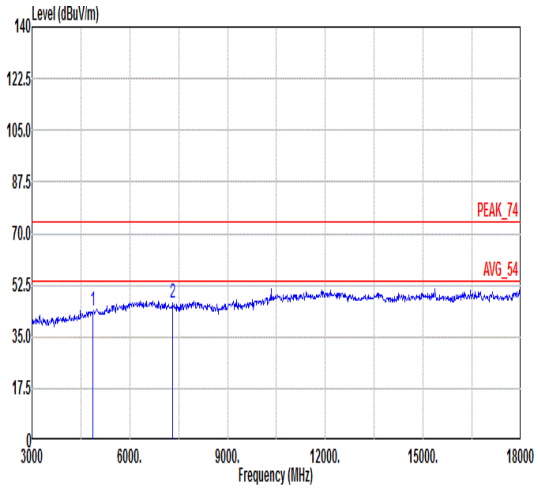 Freq Level Limit Line Margin Read Level Ant Factor Cable Loss Preamp Factor APos TPos Remark MHz dBuV/m dBuV/m dB dBuV dB/m dB dB cm deg 1 4874.00 43.72 74.00 -30.28 52.53 35.07 8.72 52.60 --- --- Peak 2 7311.00 46.33 74.00 -27.67 52.35 36.10 10.18 52.30 --- --- Peak	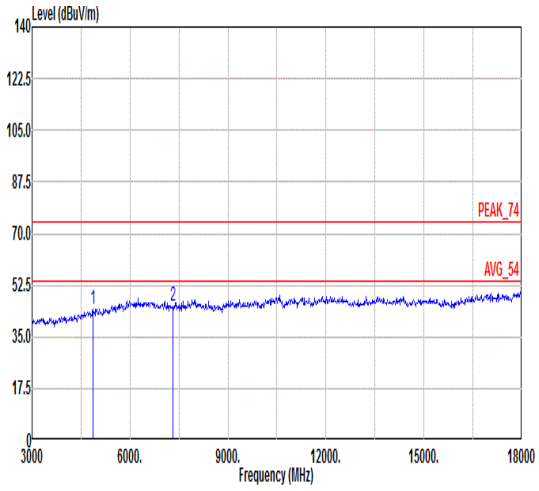 Freq Level Limit Line Margin Read Level Ant Factor Cable Loss Preamp Factor APos TPos Remark MHz dBuV/m dBuV/m dB dBuV dB/m dB dB cm deg 1 4874.00 44.49 74.00 -29.51 53.30 35.07 8.72 52.60 --- --- Peak 2 7311.00 45.62 74.00 -28.38 51.64 36.10 10.18 52.30 --- --- Peak