Mode	44	
	Band Edge	
	2400-2483.5_802.11be EHT20_CH11_2462MHz	
ANT	13+6	
Pol.	Horizontal	Fundamental
Peak	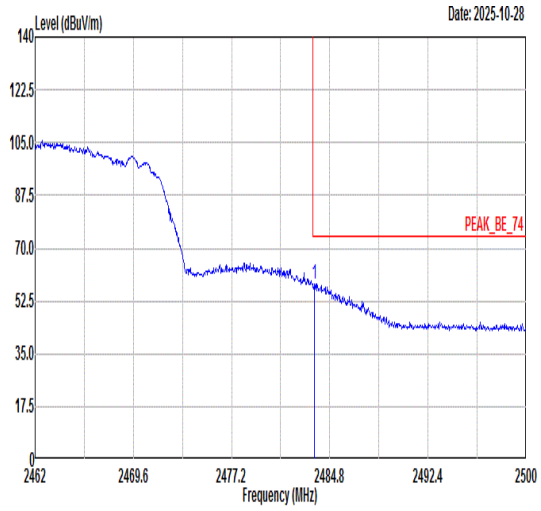 Freq Level Limit Line Margin (dB) Read Level Ant Factor Cable Loss Preamp Factor APos TPos Remark MHz dBuV/m dBuV/m dBuV dB/m dB dB cm deg 1 2483.58 58.01 74.00 -15.99 53.60 32.57 5.95 34.11 387 344 PEAK	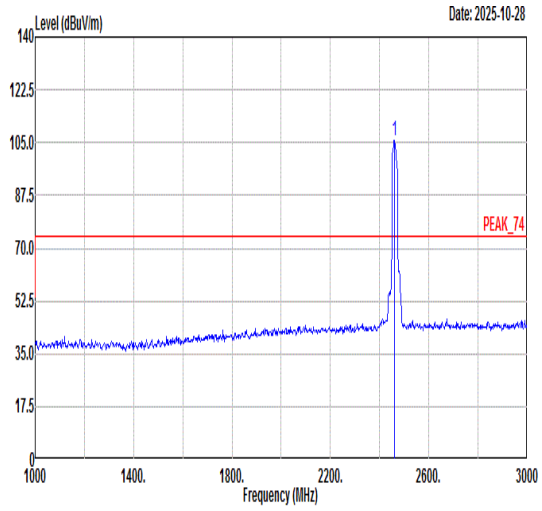 Freq Level Limit Line Margin (dB) Read Level Ant Factor Cable Loss Preamp Factor APos TPos Remark MHz dBuV/m dBuV/m dBuV dB/m dB dB cm deg 1 2462.00 105.66 ------ ------ 101.59 32.54 5.65 34.12 387 344 PEAK
Avg	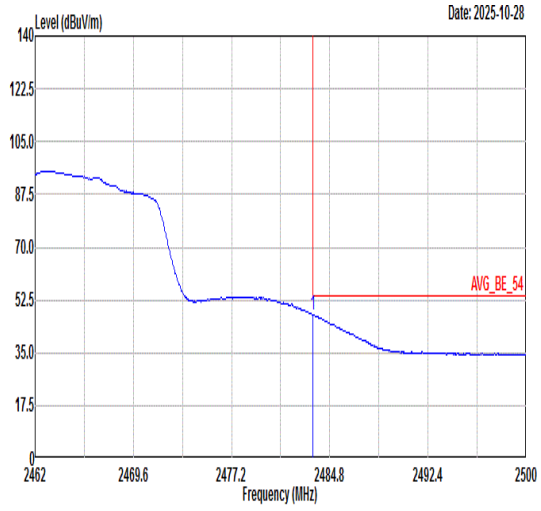 Freq Level Limit Line Margin (dB) Read Level Ant Factor Cable Loss Preamp Factor APos TPos Remark MHz dBuV/m dBuV/m dBuV dB/m dB dB cm deg 1 2483.51 47.65 54.00 -6.35 43.24 32.57 5.95 34.11 387 344 AVERAGE	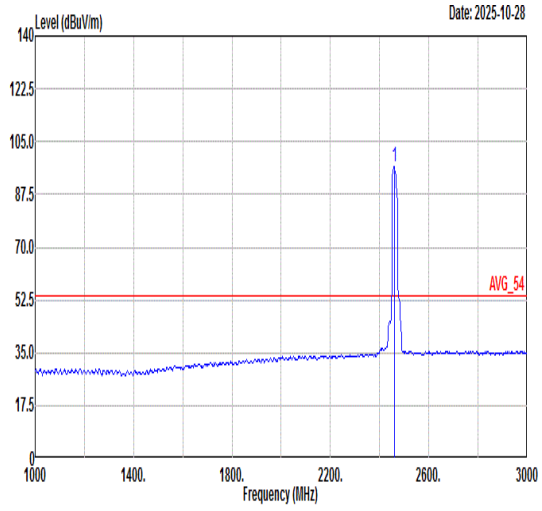 Freq Level Limit Line Margin (dB) Read Level Ant Factor Cable Loss Preamp Factor APos TPos Remark MHz dBuV/m dBuV/m dBuV dB/m dB dB cm deg 1 2462.00 96.61 ------ ------ 92.58 32.53 5.62 34.12 387 344 AVERAGE

Mode	44	
	Band Edge	
	2400-2483.5_802.11be EHT20_CH11_2462MHz	
ANT	13+6	
Pol.	Vertical	Fundamental
Peak	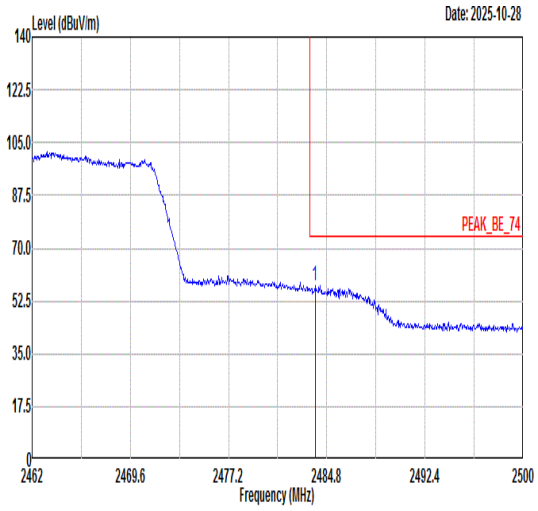 Freq Level Limit Line Margin (dB) Read Level Ant Factor Cable Loss Preamp Factor APos TPos Remark 1 2483.89 57.49 74.00 -16.51 53.09 32.57 5.94 34.11 100 352 PEAK	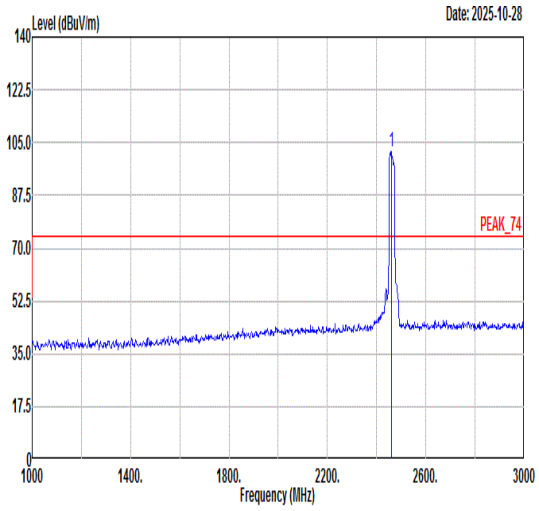 Freq Level Limit Line Margin (dB) Read Level Ant Factor Cable Loss Preamp Factor APos TPos Remark 1 2462.00 102.19 ------ ------ 98.16 32.53 5.62 34.12 100 352 PEAK
Avg	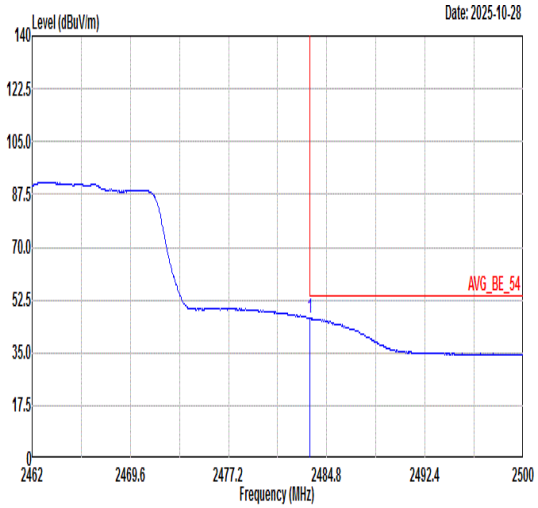 Freq Level Limit Line Margin (dB) Read Level Ant Factor Cable Loss Preamp Factor APos TPos Remark 1 2483.51 46.51 54.00 -7.49 42.10 32.57 5.95 34.11 100 352 AVERAGE	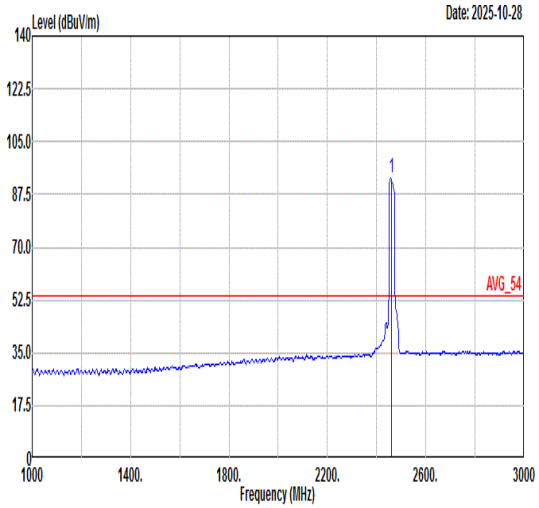 Freq Level Limit Line Margin (dB) Read Level Ant Factor Cable Loss Preamp Factor APos TPos Remark 1 2462.00 92.75 ------ ------ 88.72 32.53 5.62 34.12 100 352 AVERAGE

Mode	44	
	Harmonic	
	2400-2483.5_802.11be EHT20_CH11_2462MHz	
ANT	13+6	
Pol.	Horizontal	Vertical
Peak Avg	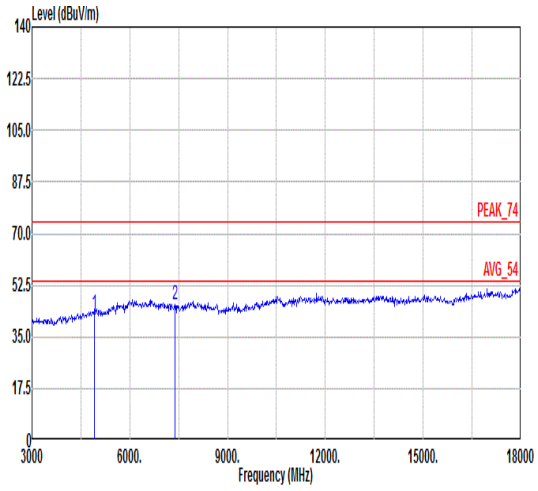 Freq Level Limit Line Margin Read Level Ant Factor Cable Loss Preamp Factor APos TPos Remark MHz dBuV/m dBuV/m dB dBuV dB/m dB dB cm deg 1 4924.00 42.95 74.00 -31.05 51.70 35.12 8.57 52.44 --- --- Peak 2 7386.00 46.12 74.00 -27.88 52.14 36.10 10.18 52.30 --- --- Peak	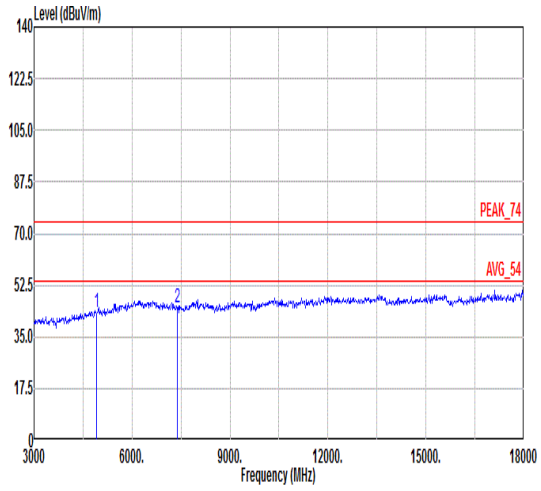 Freq Level Limit Line Margin Read Level Ant Factor Cable Loss Preamp Factor APos TPos Remark MHz dBuV/m dBuV/m dB dBuV dB/m dB dB cm deg 1 4924.00 43.33 74.00 -30.67 52.08 35.12 8.57 52.44 --- --- Peak 2 7386.00 44.72 74.00 -29.28 50.74 36.10 10.18 52.30 --- --- Peak

Mode	45	
	Band Edge - L	
	2400-2483.5_802.11be EHT40_CH03_2422MHz	
ANT	13+6	
Pol.	Horizontal	Fundamental
Peak	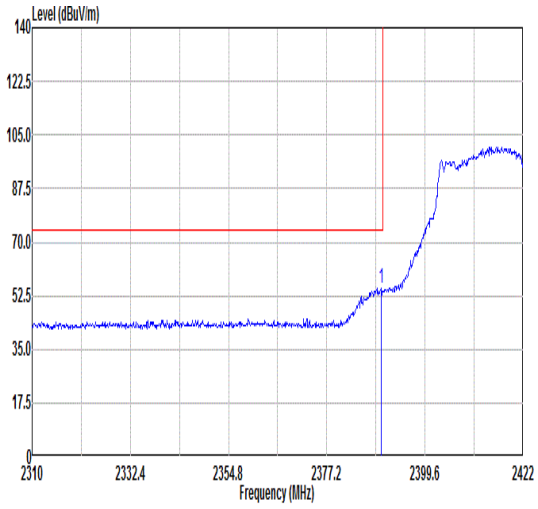 Freq Level Limit Line Margin Read Level Ant Factor Cable Loss Preamp Factor APos TPos Remark MHz dBuV/m dBuV/m dB dBuV dB/m dB dB cm deg 1 2389.63 54.80 74.00 -19.20 51.16 32.42 5.36 34.14 368 358 PEAK	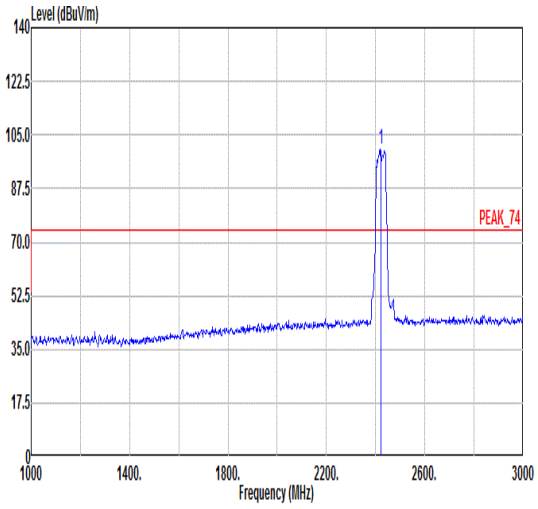 Freq Level Limit Line Margin Read Level Ant Factor Cable Loss Preamp Factor APos TPos Remark MHz dBuV/m dBuV/m dB dBuV dB/m dB dB cm deg 1 2422.00 100.41 ------ ------ 96.68 32.47 5.39 34.13 368 358 PEAK
Avg	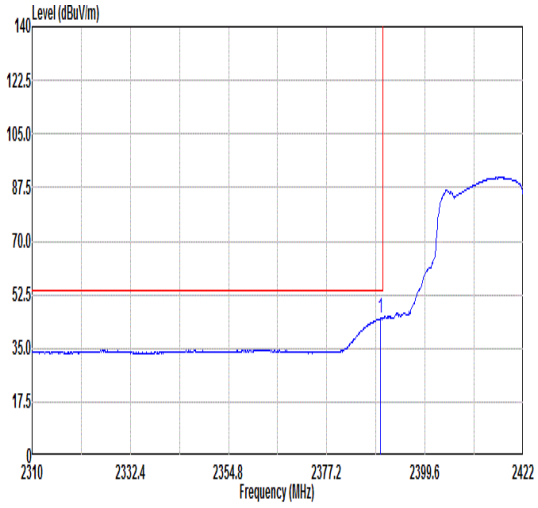 Freq Level Limit Line Margin Read Level Ant Factor Cable Loss Preamp Factor APos TPos Remark MHz dBuV/m dBuV/m dB dBuV dB/m dB dB cm deg 1 2389.41 45.04 54.00 -8.96 41.40 32.42 5.36 34.14 368 358 AVERAGE	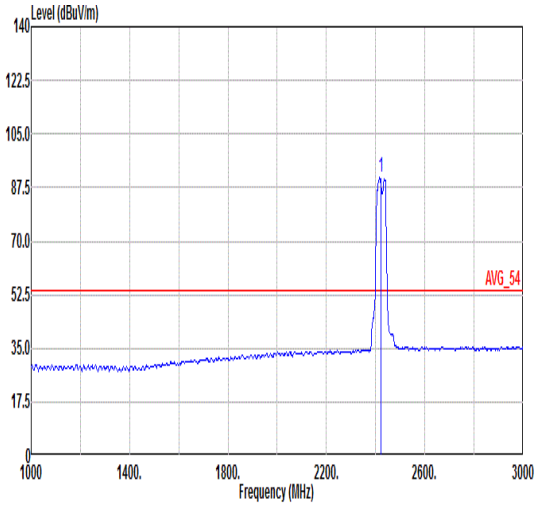 Freq Level Limit Line Margin Read Level Ant Factor Cable Loss Preamp Factor APos TPos Remark MHz dBuV/m dBuV/m dB dBuV dB/m dB dB cm deg 1 2422.00 90.61 ------ ------ 86.89 32.47 5.38 34.13 368 358 AVERAGE

Mode	45	
	Band Edge - R	
	2400-2483.5_802.11be EHT40_CH03_2422MHz	
ANT	13+6	
Pol.	Horizontal	Fundamental
Peak	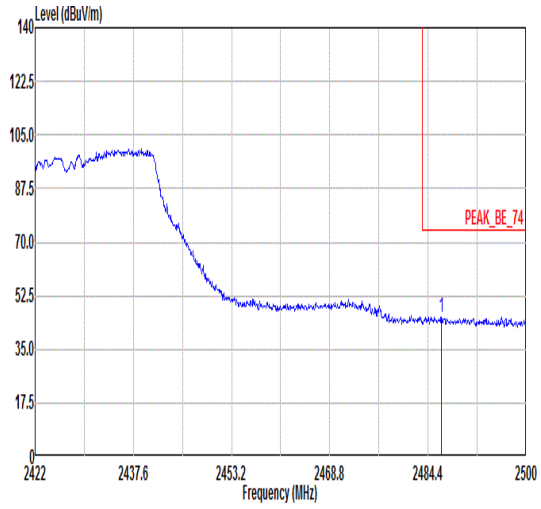 Freq Level Limit Line Margin Read Level Ant Factor Cable Loss Preamp Factor APos TPos Remark MHz dBuV/m dBuV/m dB dBuV dB/m dB dB cm deg 1 2486.51 45.67 74.00 -28.33 41.27 32.58 5.93 34.11 368 358 PEAK	Blank
Avg	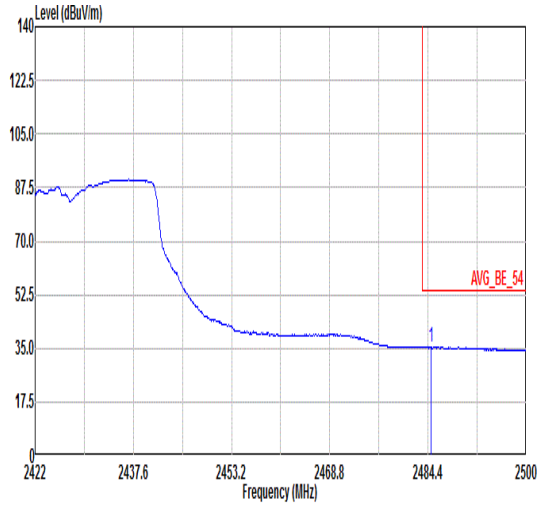 Freq Level Limit Line Margin Read Level Ant Factor Cable Loss Preamp Factor APos TPos Remark MHz dBuV/m dBuV/m dB dBuV dB/m dB dB cm deg 1 2484.87 35.52 54.00 -18.48 31.11 32.58 5.94 34.11 368 358 AVERAGE	Blank

Mode	45	
	Band Edge - L	
	2400-2483.5_802.11be EHT40_CH03_2422MHz	
ANT	13+6	
Pol.	Vertical	Fundamental
Peak	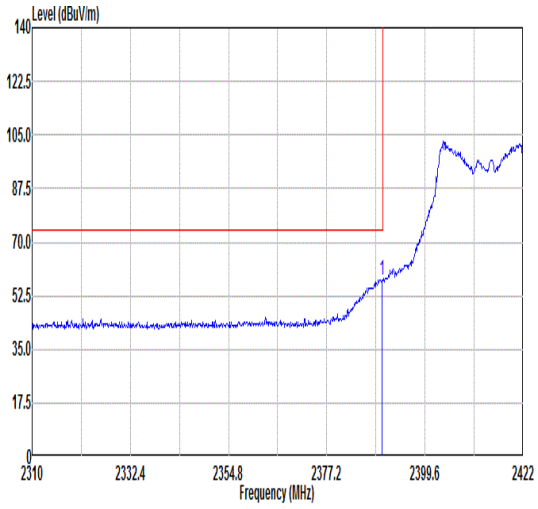 Freq Level Limit Line Margin Read Level Ant Factor Cable Loss Preamp Factor APos TPos Remark MHz dBuV/m dBuV/m dB dBuV dB/m dB dB cm deg 1 2389.74 57.76 74.00 -16.24 54.12 32.42 5.36 34.14 249 59 PEAK	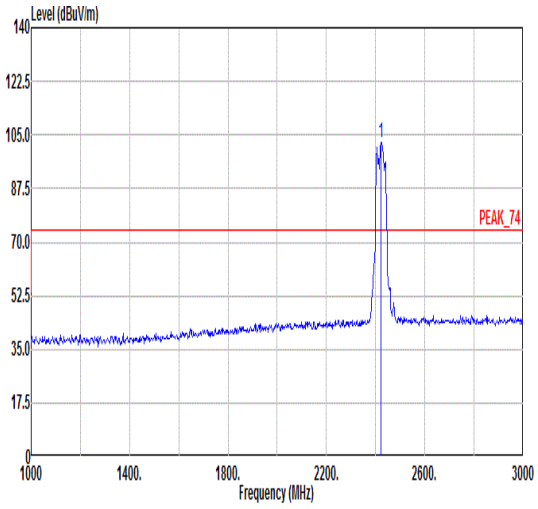 Freq Level Limit Line Margin Read Level Ant Factor Cable Loss Preamp Factor APos TPos Remark MHz dBuV/m dBuV/m dB dBuV dB/m dB dB cm deg 1 2422.00 102.55 ------ ------ 98.81 32.48 5.39 34.13 249 59 PEAK
Avg	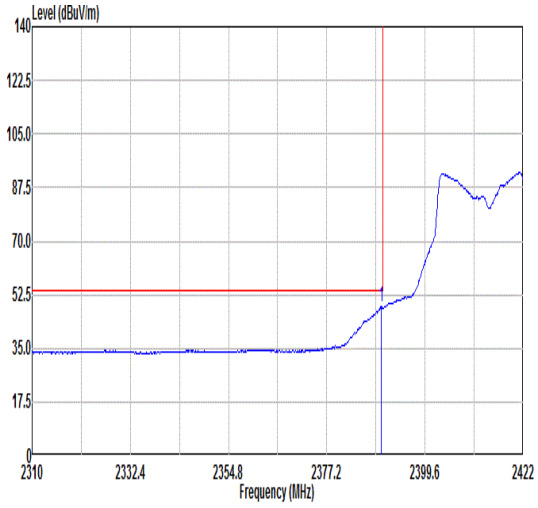 Freq Level Limit Line Margin Read Level Ant Factor Cable Loss Preamp Factor APos TPos Remark MHz dBuV/m dBuV/m dB dBuV dB/m dB dB cm deg 1 2389.63 48.45 54.00 -5.55 44.81 32.42 5.36 34.14 249 59 AVERAGE	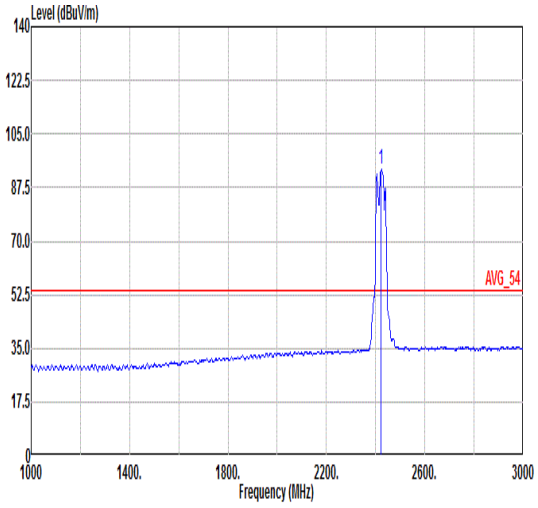 Freq Level Limit Line Margin Read Level Ant Factor Cable Loss Preamp Factor APos TPos Remark MHz dBuV/m dBuV/m dB dBuV dB/m dB dB cm deg 1 2422.00 93.54 ------ ------ 89.80 32.48 5.39 34.13 249 59 AVERAGE

Mode	45	
	Band Edge - R	
	2400-2483.5_802.11be EHT40_CH03_2422MHz	
ANT	13+6	
Pol.	Vertical	Fundamental
Peak	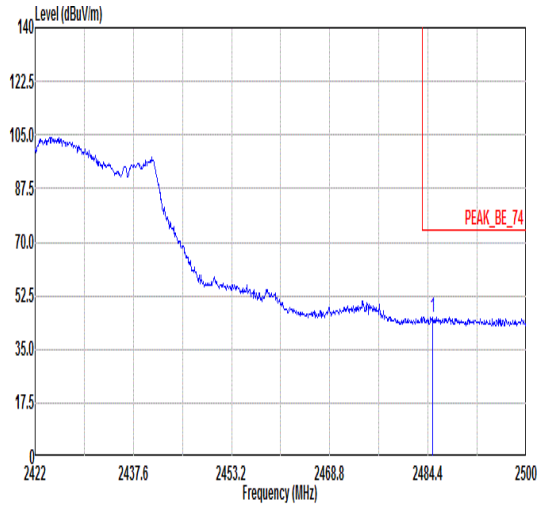 Freq Level Limit Line Margin Read Level Ant Factor Cable Loss Preamp Factor APos TPos Remark MHz dBuV/m dBuV/m dB dBuV dB/m dB dB cm deg 1 2485.18 45.37 74.00 -28.63 40.96 32.58 5.94 34.11 249 59 PEAK	Blank
Avg	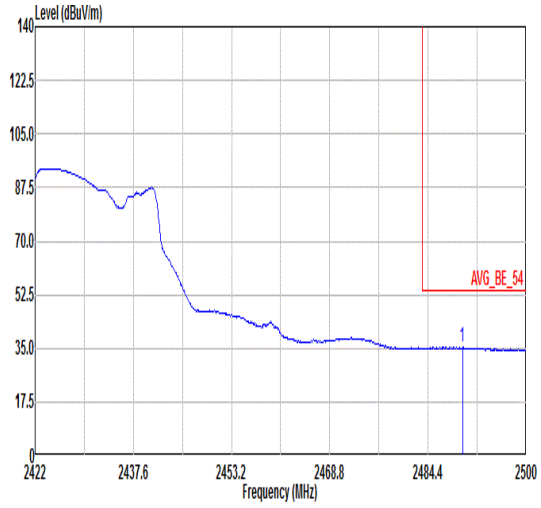 Freq Level Limit Line Margin Read Level Ant Factor Cable Loss Preamp Factor APos TPos Remark MHz dBuV/m dBuV/m dB dBuV dB/m dB dB cm deg 1 2489.86 35.32 54.00 -18.68 30.92 32.58 5.92 34.10 249 59 AVERAGE	Blank

Mode	45	
	Harmonic	
	2400-2483.5_802.11be EHT40_CH03_2422MHz	
ANT	13+6	
Pol.	Horizontal	Vertical
Peak Avg	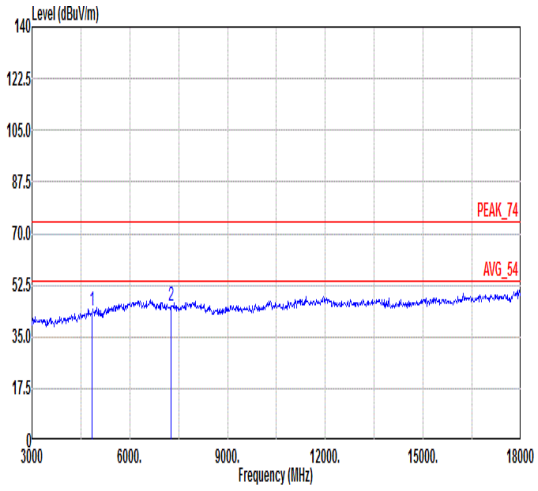 Freq Level Limit Line Margin Read Level Ant Factor Cable Loss Preamp Factor APos TPos Remark MHz dBuV/m dBuV/m dB dBuV dB/m dB dB cm deg 1 4844.00 43.73 74.00 -30.27 52.58 35.04 8.81 52.70 --- --- Peak 2 7266.00 45.53 74.00 -28.47 51.55 36.10 10.18 52.30 --- --- Peak	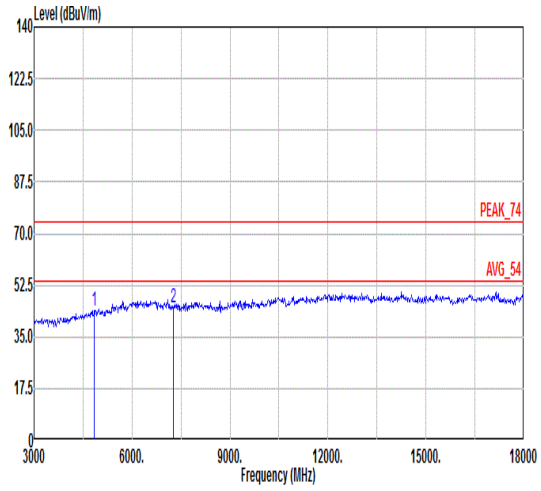 Freq Level Limit Line Margin Read Level Ant Factor Cable Loss Preamp Factor APos TPos Remark MHz dBuV/m dBuV/m dB dBuV dB/m dB dB cm deg 1 4844.00 43.66 74.00 -30.34 52.51 35.04 8.81 52.70 --- --- Peak 2 7266.00 44.94 74.00 -29.06 50.96 36.10 10.18 52.30 --- --- Peak

Mode	46	
	Band Edge - L	
	2400-2483.5_802.11be EHT40_CH09_2452MHz	
ANT	13+6	
Pol.	Horizontal	Fundamental
Peak	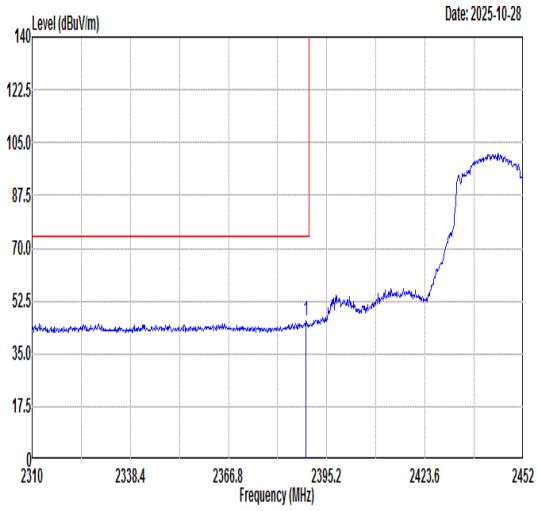 Freq Level Limit Line Margin (dB) Read Level Ant Factor Cable Loss Preamp Factor APos TPos Remark MHz dBuV/m dBuV/m dBuV dB/m dB dB cm deg 1 2389.09 45.79 74.00 -28.21 42.15 32.42 5.36 34.14 310 307 PEAK	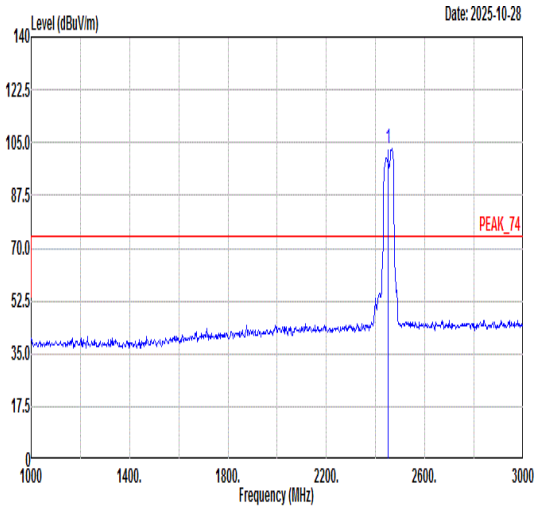 Freq Level Limit Line Margin (dB) Read Level Ant Factor Cable Loss Preamp Factor APos TPos Remark MHz dBuV/m dBuV/m dBuV dB/m dB dB cm deg 1 2452.00 102.88 ------ ------ 98.68 32.55 5.76 34.11 310 307 PEAK
Avg	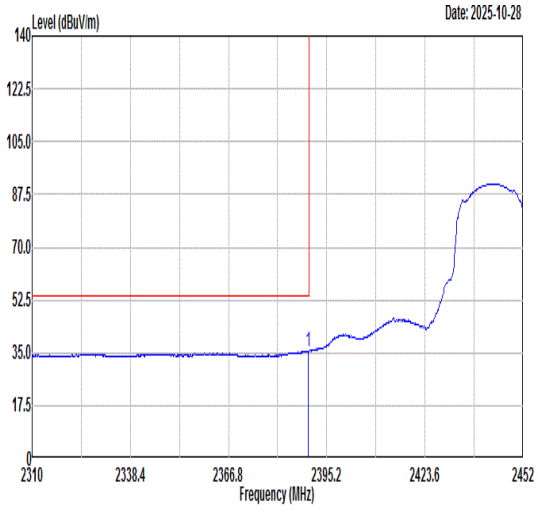 Freq Level Limit Line Margin (dB) Read Level Ant Factor Cable Loss Preamp Factor APos TPos Remark MHz dBuV/m dBuV/m dBuV dB/m dB dB cm deg 1 2389.95 35.63 54.00 -18.37 31.99 32.42 5.36 34.14 310 307 AVERAGE	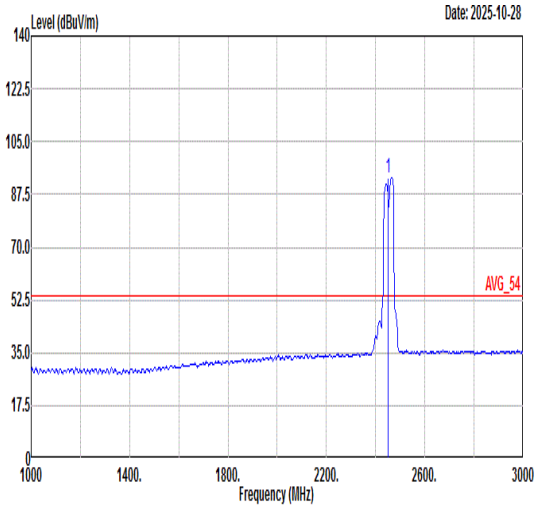 Freq Level Limit Line Margin (dB) Read Level Ant Factor Cable Loss Preamp Factor APos TPos Remark MHz dBuV/m dBuV/m dBuV dB/m dB dB cm deg 1 2452.00 93.13 ------ ------ 88.93 32.55 5.76 34.11 310 307 AVERAGE

Mode	46	
	Band Edge - R	
	2400-2483.5_802.11be EHT40_CH09_2452MHz	
ANT	13+6	
Pol.	Horizontal	Fundamental
Peak	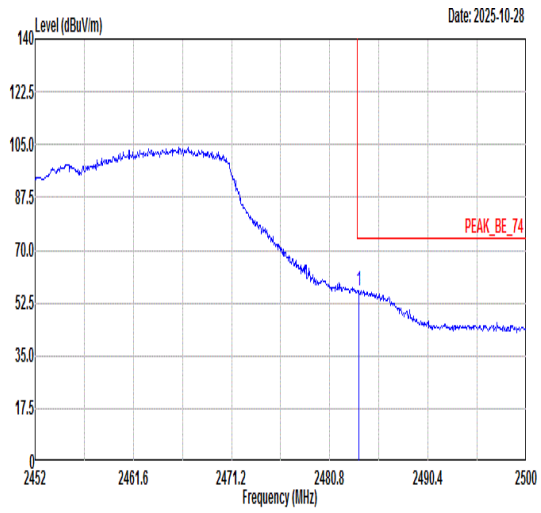 Freq Level Limit Line Margin (dB) Read Level Ant Factor Cable Loss Preamp Factor APos TPos Remark MHz dBuV/m dBuV/m dBuV dB/m dB dB cm deg 1 2483.63 56.71 74.00 -17.29 52.30 32.57 5.95 34.11 310 307 PEAK	Blank
Avg	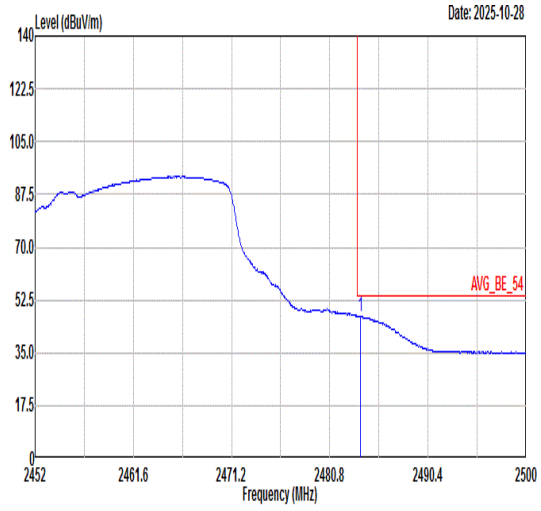 Freq Level Limit Line Margin (dB) Read Level Ant Factor Cable Loss Preamp Factor APos TPos Remark MHz dBuV/m dBuV/m dBuV dB/m dB dB cm deg 1 2483.82 47.17 54.00 -6.83 42.77 32.57 5.94 34.11 310 307 AVERAGE	Blank

Mode	46	
	Band Edge - L	
	2400-2483.5_802.11be EHT40_CH09_2452MHz	
ANT	13+6	
Pol.	Vertical	Fundamental
Peak	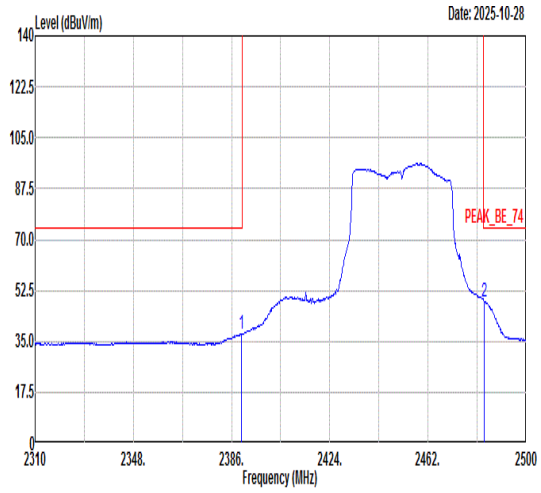 Freq Level Limit Line Margin (dB) Read Level Ant Factor Cable Loss Preamp Factor APos TPos Remark MHz dBuV/m dBuV/m dBuV dB/m dB dB cm deg 1 2389.80 37.45 74.00 -36.55 33.81 32.42 5.36 34.14 100 124 PEAK 2 2483.66 48.75 74.00 -25.25 44.34 32.57 5.95 34.11 209 49 PEAK	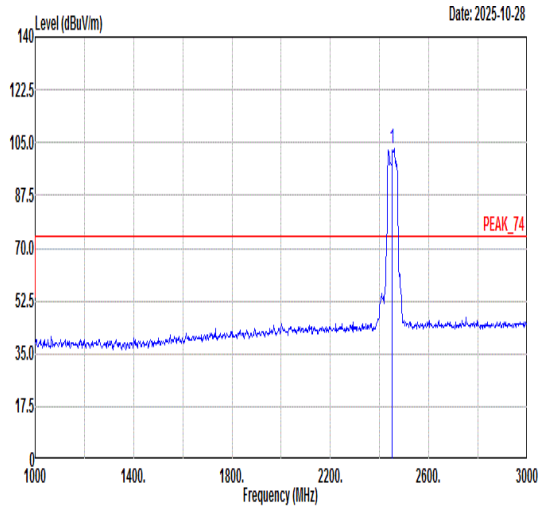 Freq Level Limit Line Margin (dB) Read Level Ant Factor Cable Loss Preamp Factor APos TPos Remark MHz dBuV/m dBuV/m dBuV dB/m dB dB cm deg 1 2452.00 102.81 ------ ------ 98.74 32.54 5.65 34.12 209 49 PEAK
Avg	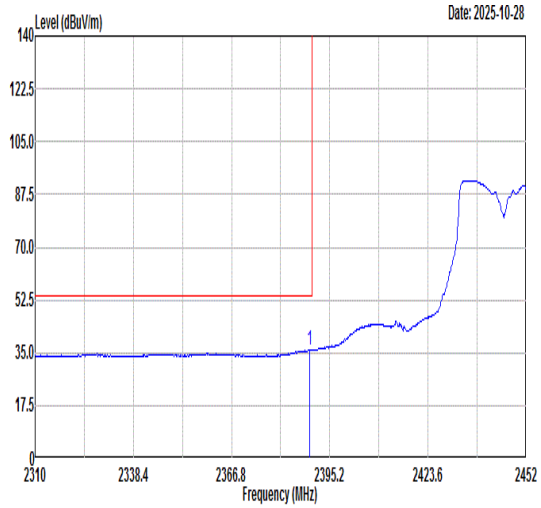 Freq Level Limit Line Margin (dB) Read Level Ant Factor Cable Loss Preamp Factor APos TPos Remark MHz dBuV/m dBuV/m dBuV dB/m dB dB cm deg 1 2389.38 35.95 54.00 -18.05 32.31 32.42 5.36 34.14 209 49 AVERAGE	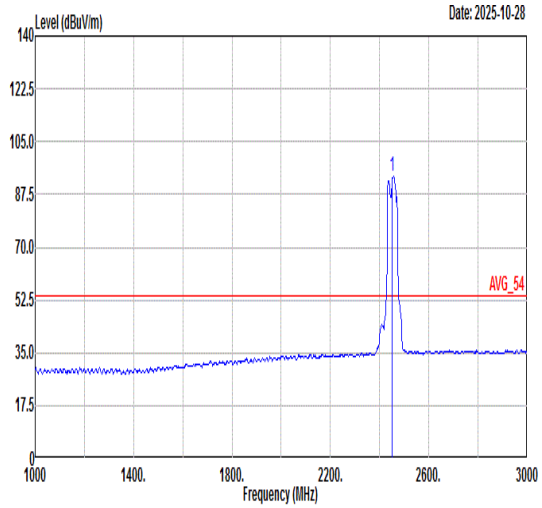 Freq Level Limit Line Margin (dB) Read Level Ant Factor Cable Loss Preamp Factor APos TPos Remark MHz dBuV/m dBuV/m dBuV dB/m dB dB cm deg 1 2452.00 93.40 ------ ------ 89.40 32.53 5.59 34.12 209 49 AVERAGE

Mode	46	
	Band Edge - R	
	2400-2483.5_802.11be EHT40_CH09_2452MHz	
ANT	13+6	
Pol.	Vertical	Fundamental
Peak	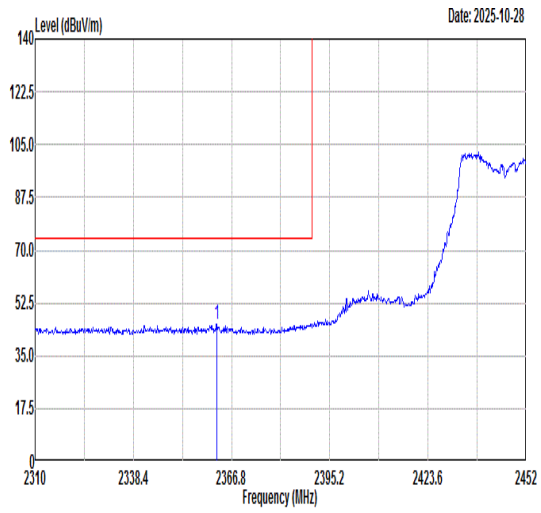 Freq Level Limit Line Margin (dB) Read Level Ant Factor Cable Loss Preamp Factor APos TPos Remark MHz dBuV/m dBuV/m dBuV dB/m dB dB cm deg 1 2362.54 45.49 74.00 -28.51 41.92 32.38 5.34 34.15 209 49 PEAK	Blank
Avg	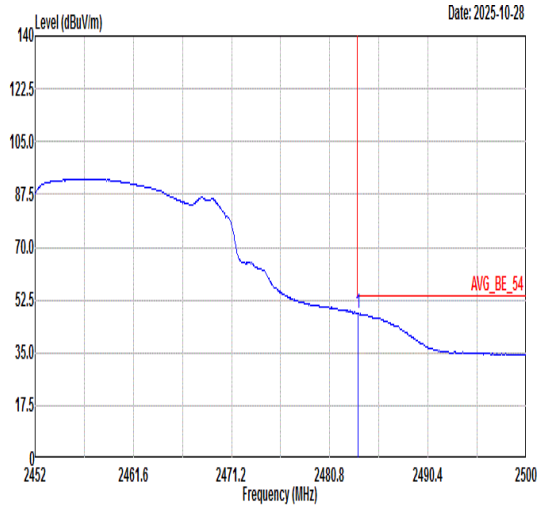 Freq Level Limit Line Margin (dB) Read Level Ant Factor Cable Loss Preamp Factor APos TPos Remark MHz dBuV/m dBuV/m dBuV dB/m dB dB cm deg 1 2483.54 48.33 54.00 -5.67 43.92 32.57 5.95 34.11 209 49 AVERAGE	Blank

Mode	46	
	Harmonic	
	2400-2483.5_802.11be EHT40_CH09_2452MHz	
ANT	13+6	
Pol.	Horizontal	Vertical
Peak Avg	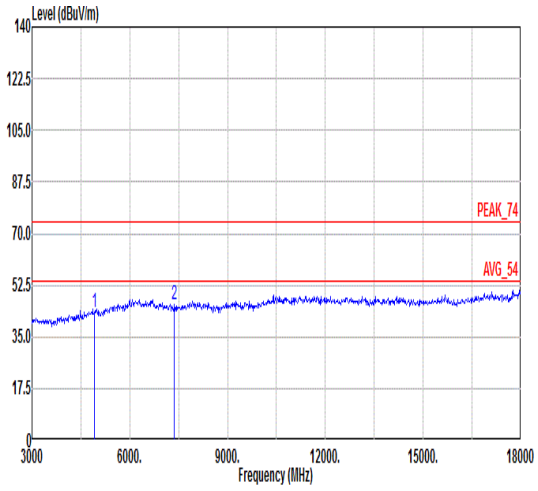 Freq Level Limit Line Margin Read Level Ant Factor Cable Loss Preamp Factor APos TPos Remark MHz dBuV/m dBuV/m dB dBuV dB/m dB dB cm deg 1 4904.00 43.12 74.00 -30.88 51.90 35.10 8.63 52.51 --- --- Peak 2 7356.00 46.07 74.00 -27.93 52.09 36.10 10.18 52.30 --- --- Peak	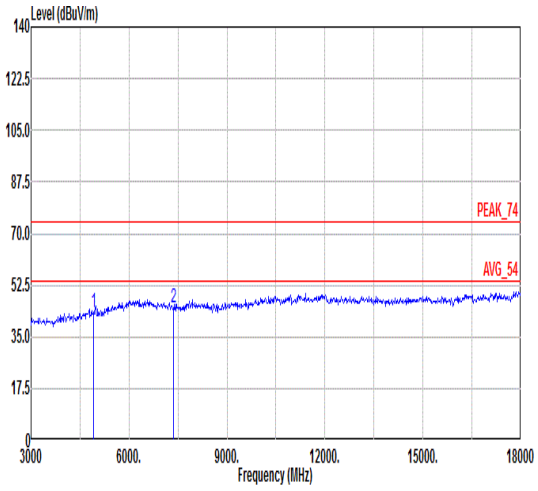 Freq Level Limit Line Margin Read Level Ant Factor Cable Loss Preamp Factor APos TPos Remark MHz dBuV/m dBuV/m dB dBuV dB/m dB dB cm deg 1 4904.00 43.27 74.00 -30.73 52.05 35.10 8.63 52.51 --- --- Peak 2 7356.00 44.90 74.00 -29.10 50.92 36.10 10.18 52.30 --- --- Peak

Mode	47	
	Band Edge	
	2400-2483.5_802.11be EHT20_CH01_Single RU_2412MHz	
ANT	13+6	
Pol.	Horizontal	Fundamental
Peak	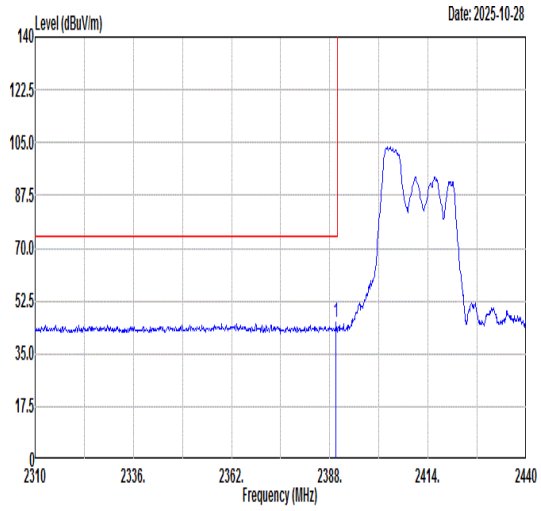 Freq Level Limit Line Margin (dB) Read Level Ant Factor Cable Loss Preamp Factor APos TPos Remark MHz dBuV/m dBuV/m dBuV dB/m dB dB cm deg 1 2389.69 45.42 74.00 -28.58 41.78 32.42 5.36 34.14 312 360 PEAK	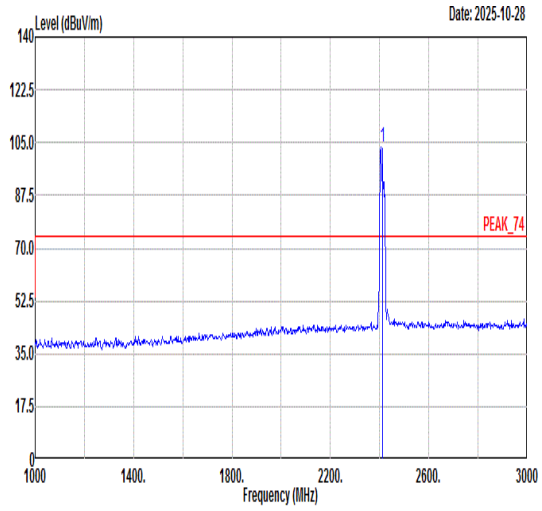 Freq Level Limit Line Margin (dB) Read Level Ant Factor Cable Loss Preamp Factor APos TPos Remark MHz dBuV/m dBuV/m dBuV dB/m dB dB cm deg 1 2412.00 103.56 ------ ------ 99.88 32.45 5.37 34.14 312 360 PEAK
Avg	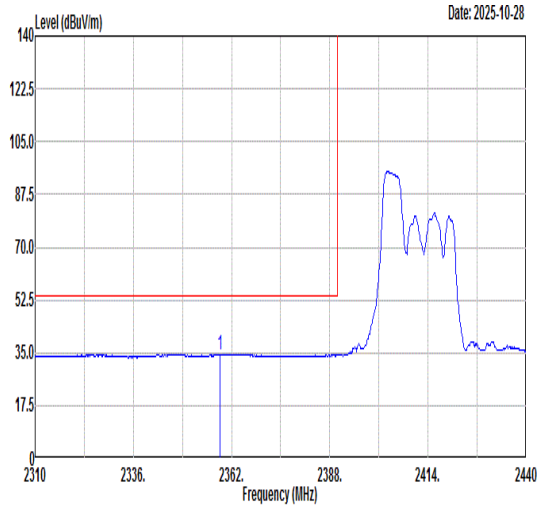 Freq Level Limit Line Margin (dB) Read Level Ant Factor Cable Loss Preamp Factor APos TPos Remark MHz dBuV/m dBuV/m dBuV dB/m dB dB cm deg 1 2359.01 34.55 54.00 -19.45 31.01 32.37 5.33 34.16 312 360 AVERAGE	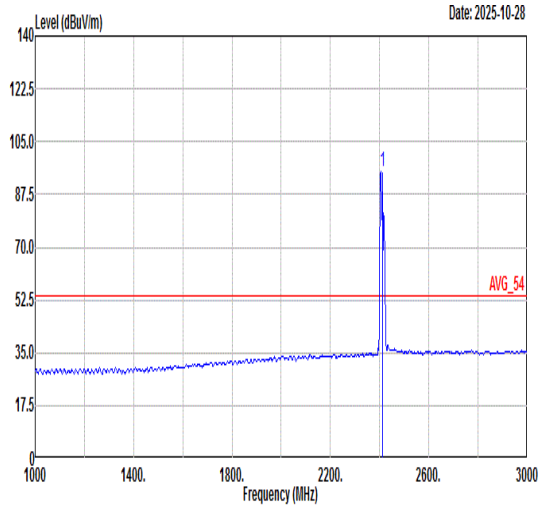 Freq Level Limit Line Margin (dB) Read Level Ant Factor Cable Loss Preamp Factor APos TPos Remark MHz dBuV/m dBuV/m dBuV dB/m dB dB cm deg 1 2412.00 94.95 ------ ------ 91.27 32.45 5.37 34.14 312 360 AVERAGE

Mode	47	
	Band Edge	
	2400-2483.5_802.11be EHT20_CH01_Single RU_2412MHz	
ANT	13+6	
Pol.	Vertical	Fundamental
Peak	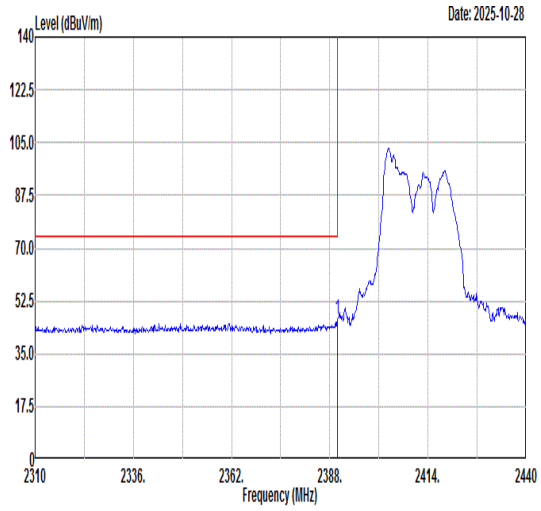 Freq Level Limit Line Margin (dB) Read Level Ant Factor Cable Loss Preamp Factor APos TPos Remark MHz dBuV/m dBuV/m dBuV dB/m dB dB cm deg 1 2389.95 46.57 74.00 -27.43 42.93 32.42 5.36 34.14 200 82 PEAK	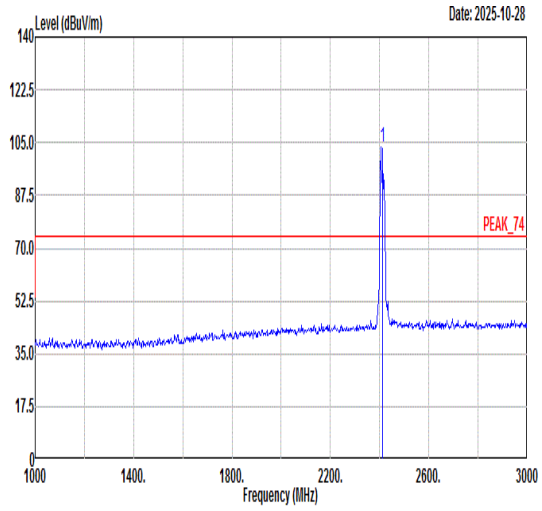 Freq Level Limit Line Margin (dB) Read Level Ant Factor Cable Loss Preamp Factor APos TPos Remark MHz dBuV/m dBuV/m dBuV dB/m dB dB cm deg 1 2412.00 103.34 ------ ------ 99.66 32.45 5.37 34.14 200 82 PEAK
Avg	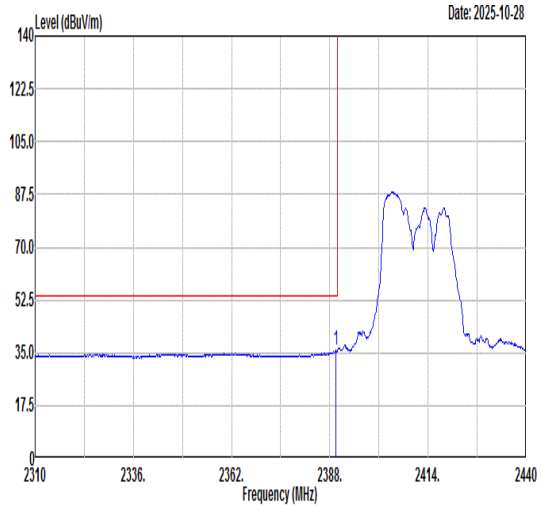 Freq Level Limit Line Margin (dB) Read Level Ant Factor Cable Loss Preamp Factor APos TPos Remark MHz dBuV/m dBuV/m dBuV dB/m dB dB cm deg 1 2389.56 35.74 54.00 -18.26 32.10 32.42 5.36 34.14 200 82 AVERAGE	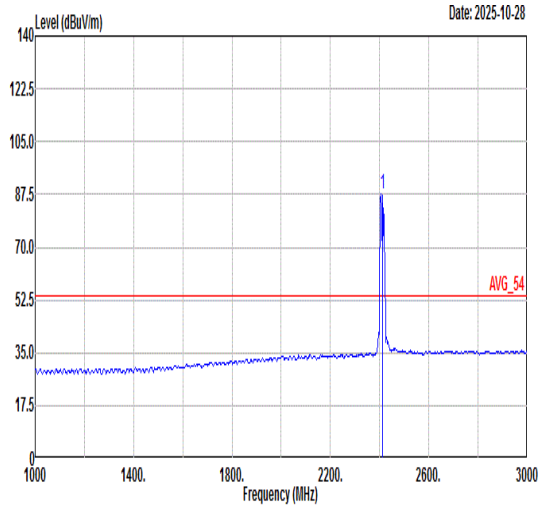 Freq Level Limit Line Margin (dB) Read Level Ant Factor Cable Loss Preamp Factor APos TPos Remark MHz dBuV/m dBuV/m dBuV dB/m dB dB cm deg 1 2412.00 87.66 ------ ------ 83.98 32.45 5.37 34.14 200 82 AVERAGE

Mode	48	
	Band Edge	
	2400-2483.5_802.11be EHT20_CH11_Single RU_2462MHz	
ANT	13+6	
Pol.	Horizontal	Fundamental
Peak	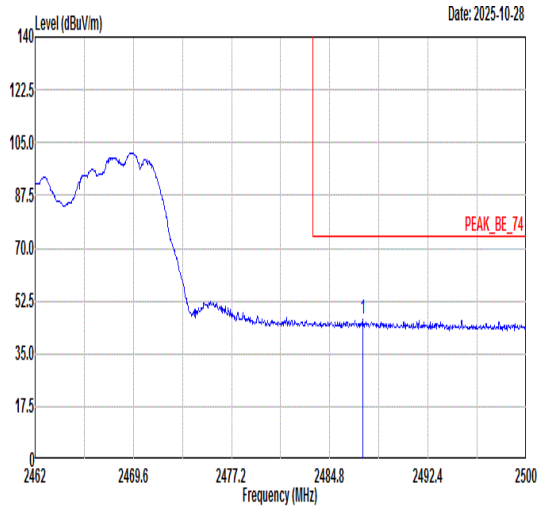 Freq Level Limit Line Margin (dB) Read Level Ant Factor Cable Loss Preamp Factor APos TPos Remark MHz dBuV/m dBuV/m dBuV dB/m dB dB cm deg 1 2487.38 46.30 74.00 -27.70 41.90 32.58 5.93 34.11 312 360 PEAK	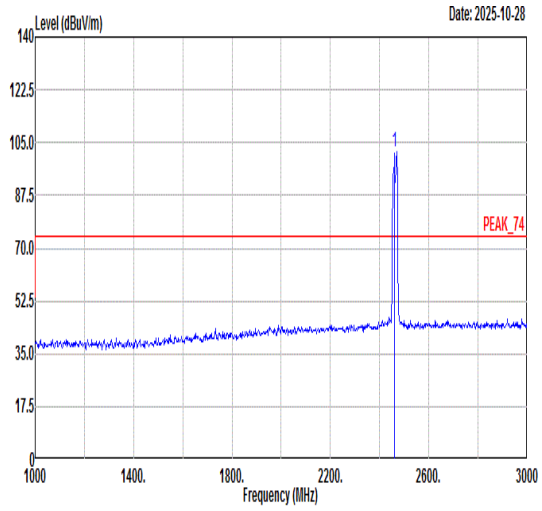 Freq Level Limit Line Margin (dB) Read Level Ant Factor Cable Loss Preamp Factor APos TPos Remark MHz dBuV/m dBuV/m dBuV dB/m dB dB cm deg 1 2462.00 102.01 ------ ------ 97.78 32.55 5.79 34.11 312 360 PEAK
Avg	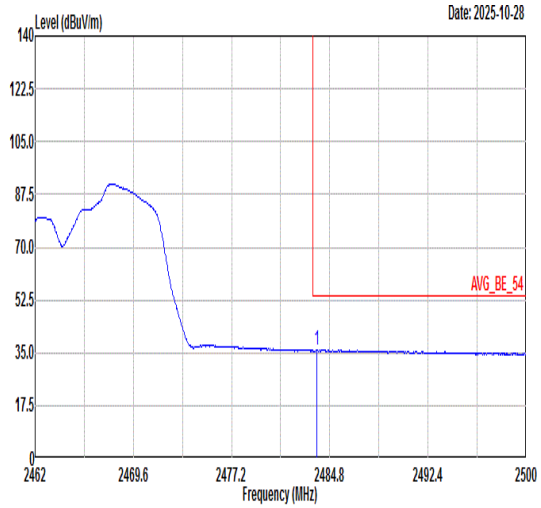 Freq Level Limit Line Margin (dB) Read Level Ant Factor Cable Loss Preamp Factor APos TPos Remark MHz dBuV/m dBuV/m dBuV dB/m dB dB cm deg 1 2483.77 35.81 54.00 -18.19 31.40 32.57 5.95 34.11 312 360 AVERAGE	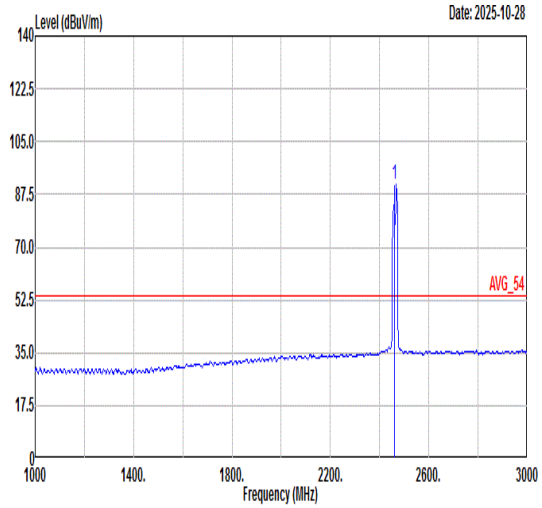 Freq Level Limit Line Margin (dB) Read Level Ant Factor Cable Loss Preamp Factor APos TPos Remark MHz dBuV/m dBuV/m dBuV dB/m dB dB cm deg 1 2462.00 90.77 ------ ------ 86.57 32.55 5.76 34.11 312 360 AVERAGE

Mode	48	
	Band Edge	
	2400-2483.5_802.11be EHT20_CH11_Single RU_2462MHz	
ANT	13+6	
Pol.	Vertical	Fundamental
Peak	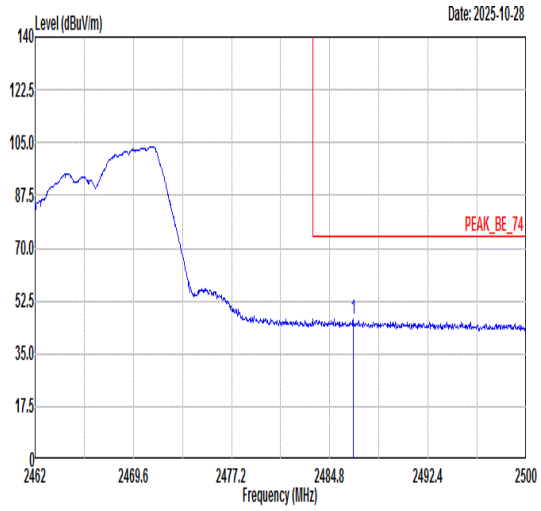 Freq Level Limit Line Margin (dB) Read Level Ant Factor Cable Loss Preamp Factor APos TPos Remark MHz dBuV/m dBuV/m dBuV dB/m dB dB cm deg 1 2486.62 46.51 74.00 -27.49 42.11 32.58 5.93 34.11 100 117 PEAK	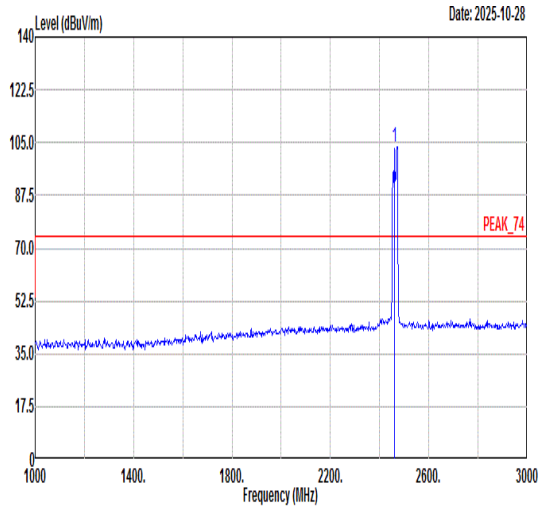 Freq Level Limit Line Margin (dB) Read Level Ant Factor Cable Loss Preamp Factor APos TPos Remark MHz dBuV/m dBuV/m dBuV dB/m dB dB cm deg 1 2462.00 103.79 ------ ------ 99.53 32.56 5.81 34.11 100 117 PEAK
Avg	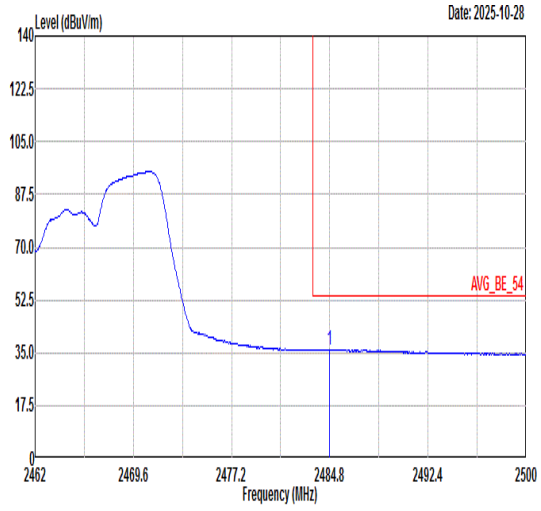 Freq Level Limit Line Margin (dB) Read Level Ant Factor Cable Loss Preamp Factor APos TPos Remark MHz dBuV/m dBuV/m dBuV dB/m dB dB cm deg 1 2484.80 36.08 54.00 -17.92 31.67 32.58 5.94 34.11 100 117 AVERAGE	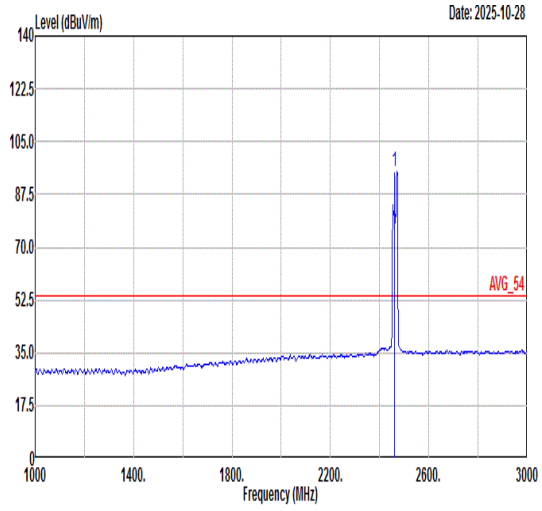 Freq Level Limit Line Margin (dB) Read Level Ant Factor Cable Loss Preamp Factor APos TPos Remark MHz dBuV/m dBuV/m dBuV dB/m dB dB cm deg 1 2462.00 94.87 ------ ------ 90.64 32.55 5.79 34.11 100 117 AVERAGE

Mode	49	
	Band Edge	
	2400-2483.5_802.11be EHT20_CH01_Small RU_2412MHz	
ANT	13+6	
Pol.	Horizontal	Fundamental
Peak	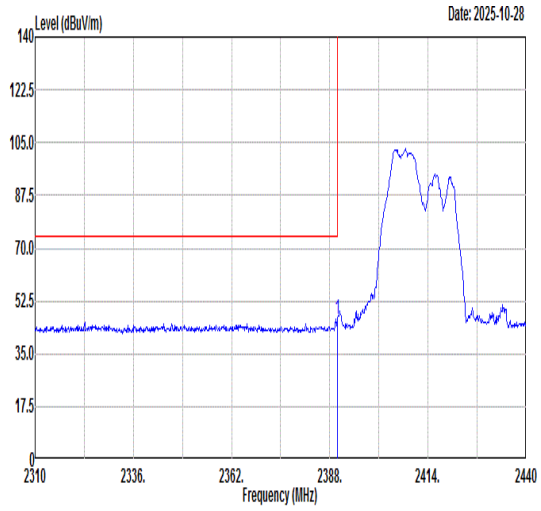 Freq Level Limit Line Margin (dB) Read Level Ant Factor Cable Loss Preamp Factor APos TPos Remark MHz dBuV/m dBuV/m dBuV dB/m dB dB cm deg 1 2389.95 46.71 74.00 -27.29 43.07 32.42 5.36 34.14 200 1 PEAK	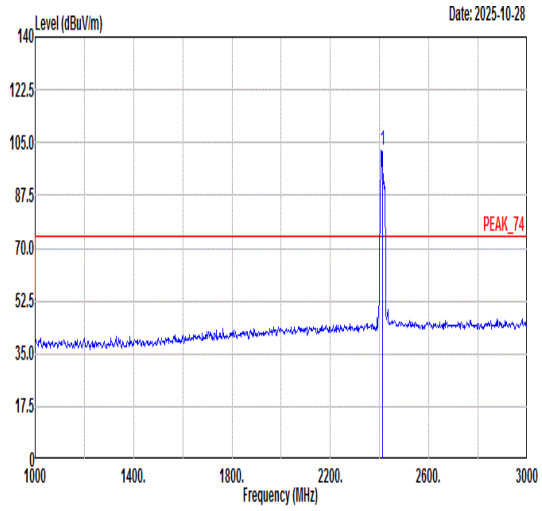 Freq Level Limit Line Margin (dB) Read Level Ant Factor Cable Loss Preamp Factor APos TPos Remark MHz dBuV/m dBuV/m dBuV dB/m dB dB cm deg 1 2412.00 102.57 ------ ------ 98.89 32.45 5.37 34.14 200 1 PEAK
Avg	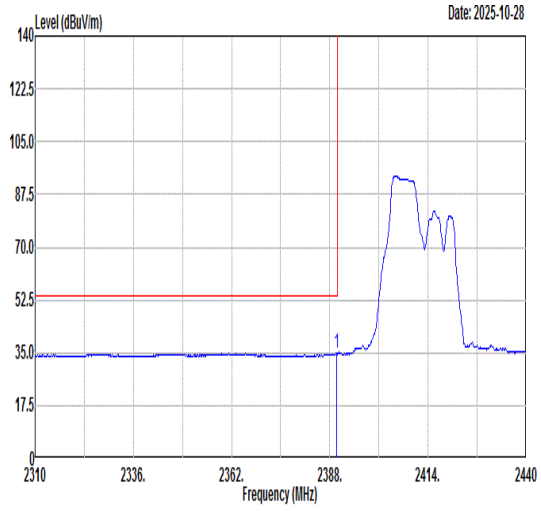 Freq Level Limit Line Margin (dB) Read Level Ant Factor Cable Loss Preamp Factor APos TPos Remark MHz dBuV/m dBuV/m dBuV dB/m dB dB cm deg 1 2389.82 34.77 54.00 -19.23 31.13 32.42 5.36 34.14 200 1 AVERAGE	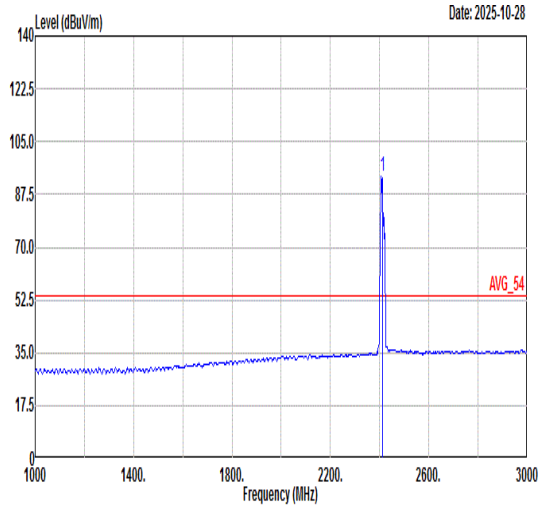 Freq Level Limit Line Margin (dB) Read Level Ant Factor Cable Loss Preamp Factor APos TPos Remark MHz dBuV/m dBuV/m dBuV dB/m dB dB cm deg 1 2412.00 93.47 ------ ------ 89.79 32.45 5.37 34.14 200 1 AVERAGE

Mode	49	
	Band Edge	
	2400-2483.5_802.11be EHT20_CH01_Small RU_2412MHz	
ANT	13+6	
Pol.	Vertical	Fundamental
Peak	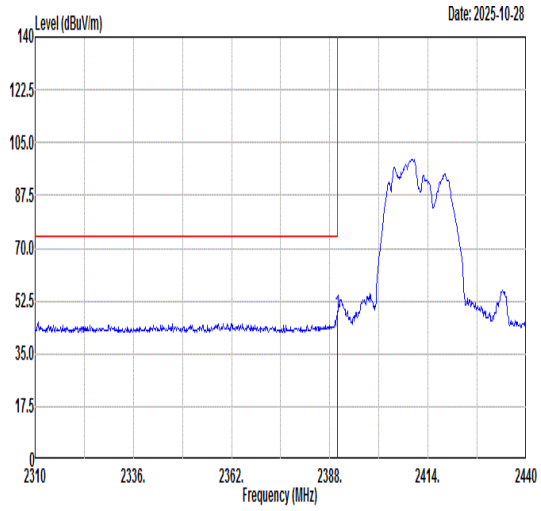 Freq Level Limit Line Margin (dB) Read Level Ant Factor Cable Loss Preamp Factor APos TPos Remark MHz dBuV/m dBuV/m dBuV dB/m dB dB cm deg 1 2389.95 48.32 74.00 -25.68 44.68 32.42 5.36 34.14 200 82 PEAK	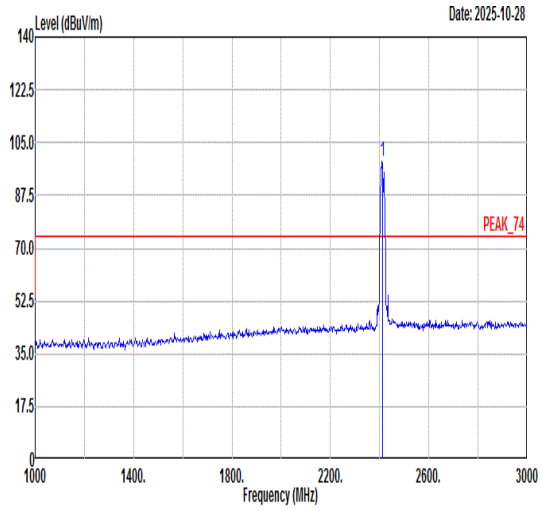 Freq Level Limit Line Margin (dB) Read Level Ant Factor Cable Loss Preamp Factor APos TPos Remark MHz dBuV/m dBuV/m dBuV dB/m dB dB cm deg 1 2412.00 98.80 ------ ------ 95.10 32.46 5.38 34.14 200 82 PEAK
Avg	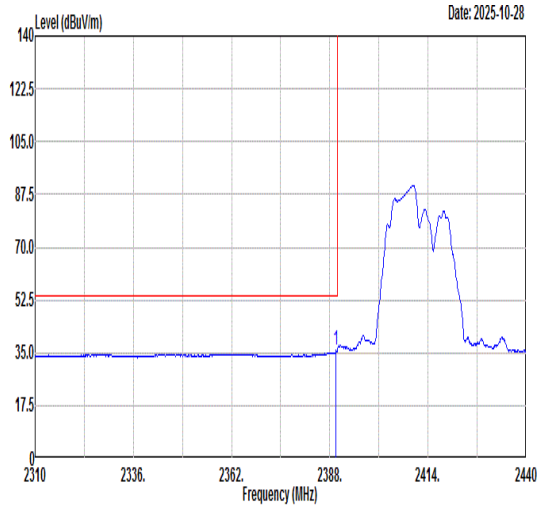 Freq Level Limit Line Margin (dB) Read Level Ant Factor Cable Loss Preamp Factor APos TPos Remark MHz dBuV/m dBuV/m dBuV dB/m dB dB cm deg 1 2389.69 35.74 54.00 -18.26 32.10 32.42 5.36 34.14 200 82 AVERAGE	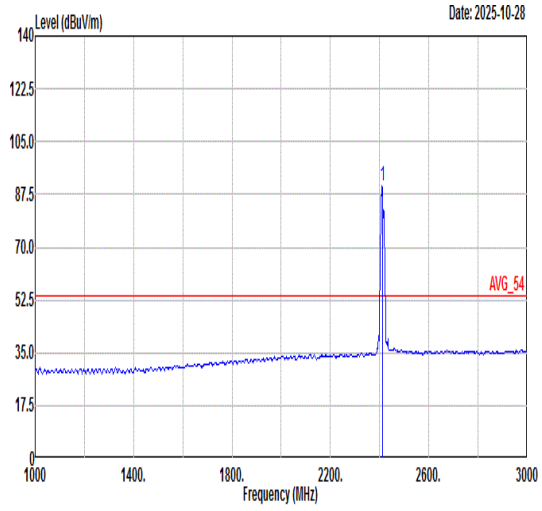 Freq Level Limit Line Margin (dB) Read Level Ant Factor Cable Loss Preamp Factor APos TPos Remark MHz dBuV/m dBuV/m dBuV dB/m dB dB cm deg 1 2412.00 90.51 ------ ------ 86.81 32.46 5.38 34.14 200 82 AVERAGE

Mode	50	
	Band Edge	
	2400-2483.5_802.11be EHT20_CH11_Small RU_2462MHz	
ANT	13+6	
Pol.	Horizontal	Fundamental
Peak	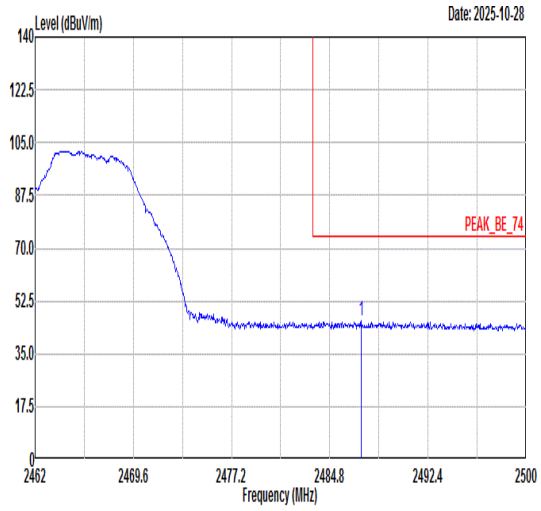 Freq Level Limit Line Margin (dB) Read Level Ant Factor Cable Loss Preamp Factor APos TPos Remark MHz dBuV/m dBuV/m dBuV dB/m dB dB cm deg 1 2487.23 46.09 74.00 -27.91 41.69 32.58 5.93 34.11 200 1 PEAK	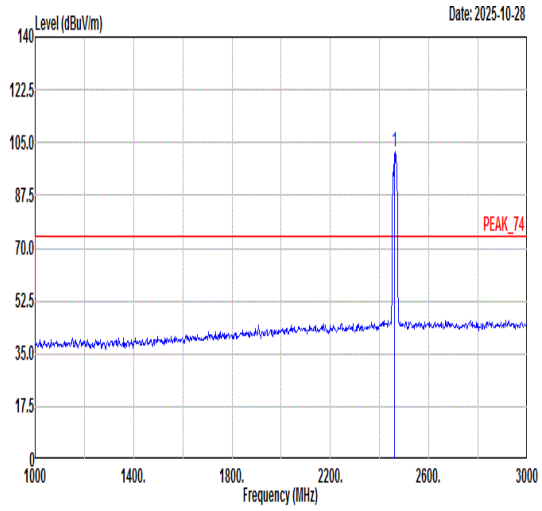 Freq Level Limit Line Margin (dB) Read Level Ant Factor Cable Loss Preamp Factor APos TPos Remark MHz dBuV/m dBuV/m dBuV dB/m dB dB cm deg 1 2462.00 101.82 ------ ------ 97.69 32.54 5.70 34.11 200 1 PEAK
Avg	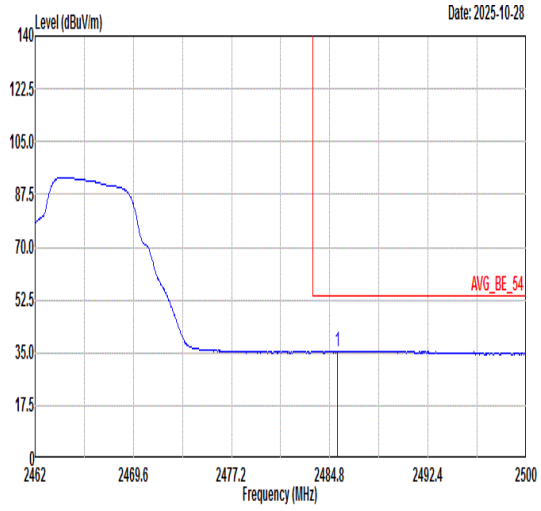 Freq Level Limit Line Margin (dB) Read Level Ant Factor Cable Loss Preamp Factor APos TPos Remark MHz dBuV/m dBuV/m dBuV dB/m dB dB cm deg 1 2485.37 35.57 54.00 -18.43 31.16 32.58 5.94 34.11 200 1 AVERAGE	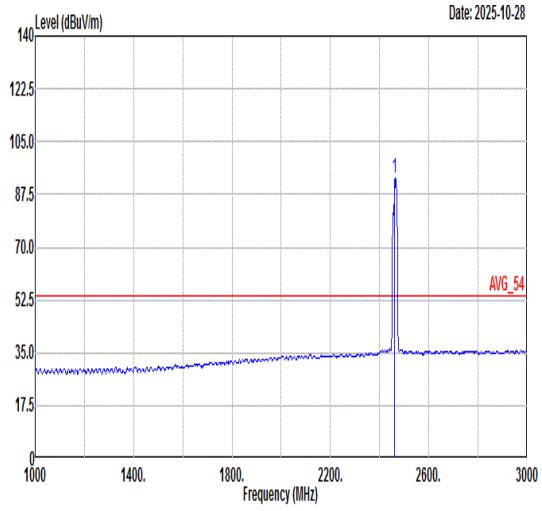 Freq Level Limit Line Margin (dB) Read Level Ant Factor Cable Loss Preamp Factor APos TPos Remark MHz dBuV/m dBuV/m dBuV dB/m dB dB cm deg 1 2462.00 92.93 ------ ------ 88.80 32.54 5.70 34.11 200 1 AVERAGE

Mode	50	
	Band Edge	
	2400-2483.5_802.11be EHT20_CH11_Small RU_2462MHz	
ANT	13+6	
Pol.	Vertical	Fundamental
Peak	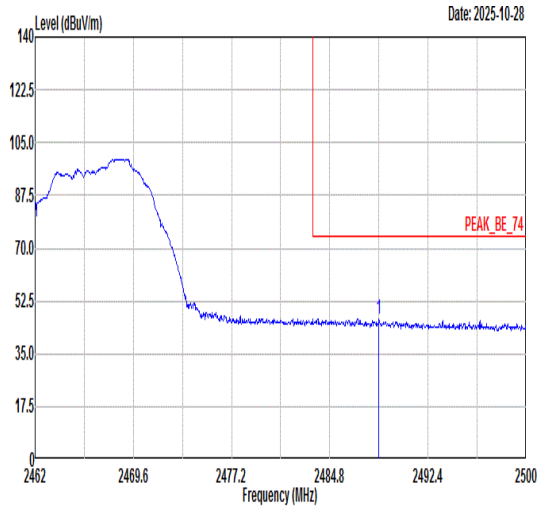 Freq Level Limit Line Margin (dB) Read Level Ant Factor Cable Loss Preamp Factor APos TPos Remark MHz dBuV/m dBuV/m dBuV dB/m dB dB cm deg 1 2488.60 46.69 74.00 -27.31 42.28 32.58 5.93 34.10 100 116 PEAK	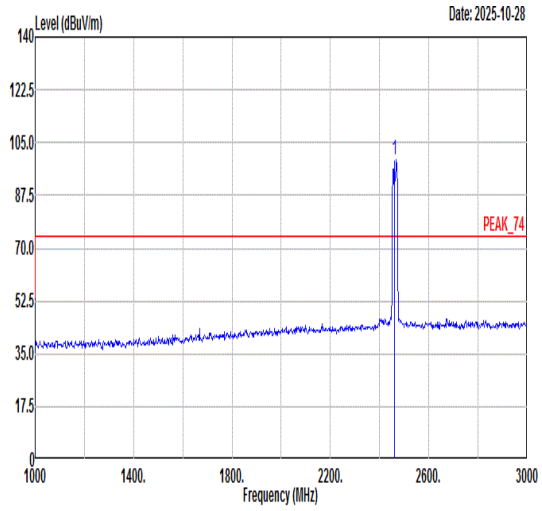 Freq Level Limit Line Margin (dB) Read Level Ant Factor Cable Loss Preamp Factor APos TPos Remark MHz dBuV/m dBuV/m dBuV dB/m dB dB cm deg 1 2462.00 99.27 ------ ------ 95.07 32.55 5.76 34.11 100 116 PEAK
Avg	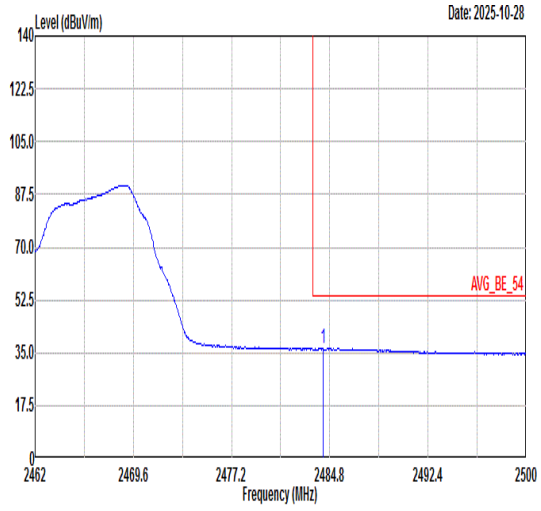 Freq Level Limit Line Margin (dB) Read Level Ant Factor Cable Loss Preamp Factor APos TPos Remark MHz dBuV/m dBuV/m dBuV dB/m dB dB cm deg 1 2484.31 36.44 54.00 -17.56 32.04 32.57 5.94 34.11 100 116 AVERAGE	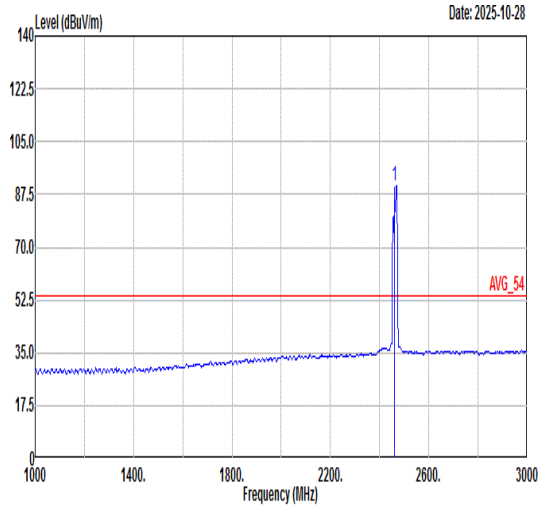 Freq Level Limit Line Margin (dB) Read Level Ant Factor Cable Loss Preamp Factor APos TPos Remark MHz dBuV/m dBuV/m dBuV dB/m dB dB cm deg 1 2462.00 90.38 ------ ------ 86.18 32.55 5.76 34.11 100 116 AVERAGE

Mode	51	
	LF	
	2400-2483.5_802.11be EHT20_CH01_2412MHz	
ANT	13+6	
Pol.	Horizontal	Vertical
QP/ Peak	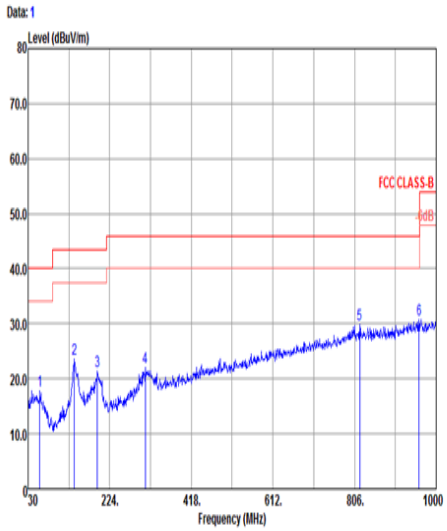	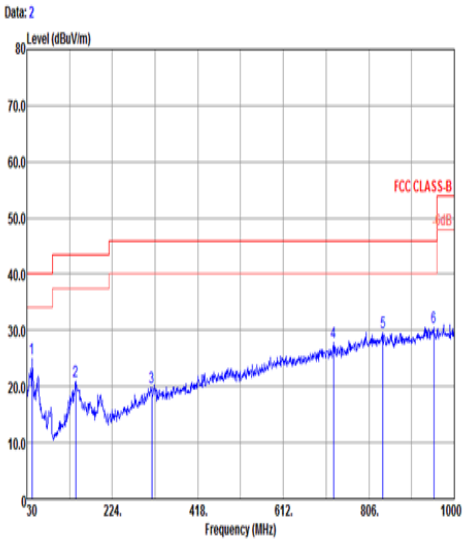

Horizontal:

	Freq	Level	Over Limit	Limit Line	ReadLevel	Antenna Factor	Cable Loss	Preamp Factor	A/Pos	T/Pos	Remark
	MHz	dBuV/m	dB	dBuV/m	dBuV	dB/m	dB	dB	cm	deg	
1	58.13	17.85	-22.15	40.00	36.76	12.01	0.76	31.68	---	---	Peak
2	139.61	23.54	-19.96	43.50	37.39	16.64	1.21	31.70	---	---	Peak
3	194.90	21.42	-22.08	43.50	36.69	14.93	1.41	31.61	---	---	Peak
4	308.39	22.07	-23.93	46.00	32.33	19.41	1.83	31.50	---	---	Peak
5	818.61	29.77	-16.23	46.00	28.85	28.57	2.98	30.63	---	---	Peak
6 *	959.26	30.83	-15.17	46.00	28.01	30.47	3.25	30.90	---	---	Peak

Vertical:

	Freq	Level	Over Limit	Limit Line	ReadLevel	Antenna Factor	Cable Loss	Preamp Factor	A/Pos	T/Pos	Remark
	MHz	dBuV/m	dB	dBuV/m	dBuV	dB/m	dB	dB	cm	deg	
1 *	41.64	24.89	-15.11	40.00	36.89	18.97	0.63	31.60	---	---	Peak
2	140.58	20.90	-22.60	43.50	34.74	16.65	1.21	31.70	---	---	Peak
3	313.24	19.92	-26.08	46.00	30.04	19.53	1.85	31.50	---	---	Peak
4	725.49	27.81	-18.19	46.00	28.48	27.62	2.81	31.10	---	---	Peak
5	838.01	29.68	-16.32	46.00	28.09	28.81	3.02	30.24	---	---	Peak
6	953.44	30.60	-15.40	46.00	27.76	30.50	3.24	30.90	---	---	Peak

Mode	53	
	Band Edge	
	2400-2483.5_802.11be EHT20_CH01_2412MHz+B48 Link	
ANT	13+6+1	
Pol.	Horizontal	Fundamental
Peak	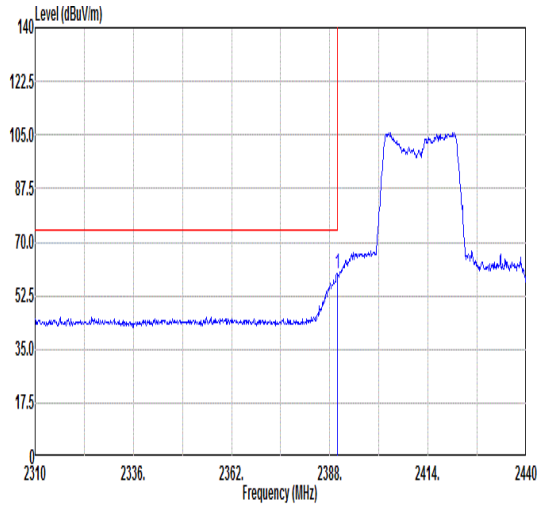 Limit Read Ant Cable Preamp APos TPos Freq Level Line Margin Level Factor Loss Factor Remark MHz dBuV/m dBuV/m dB dBuV dB/m dB dB cm deg 1 2389.95 59.74 74.00 -14.26 56.10 32.42 5.36 34.14 357 218 PEAK	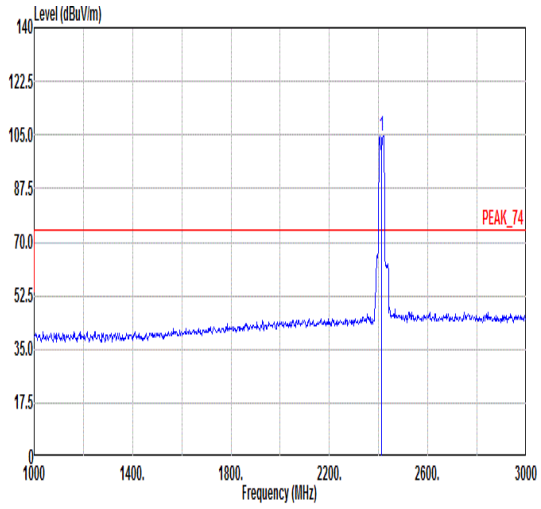 Limit Read Ant Cable Preamp APos TPos Freq Level Line Margin Level Factor Loss Factor Remark MHz dBuV/m dBuV/m dB dBuV dB/m dB dB cm deg 1 2412.00 104.80 ------ ------ 101.07 32.47 5.39 34.13 357 218 PEAK
Avg	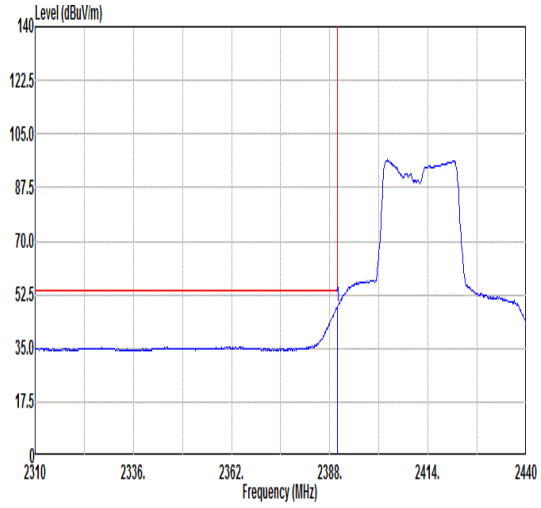 Limit Read Ant Cable Preamp APos TPos Freq Level Line Margin Level Factor Loss Factor Remark MHz dBuV/m dBuV/m dB dBuV dB/m dB dB cm deg 1 2389.95 48.50 54.00 -5.50 44.86 32.42 5.36 34.14 357 218 AVERAGE	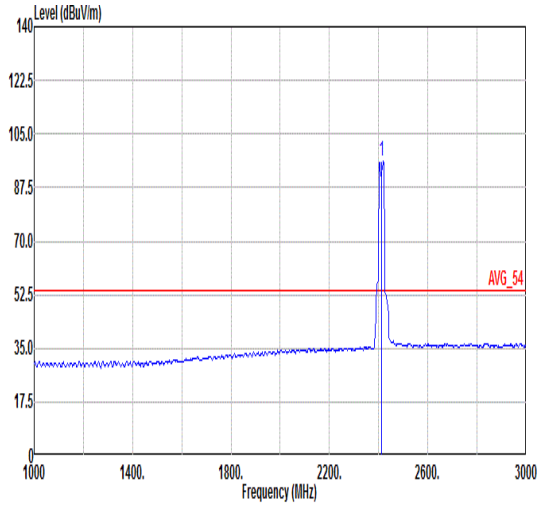 Limit Read Ant Cable Preamp APos TPos Freq Level Line Margin Level Factor Loss Factor Remark MHz dBuV/m dBuV/m dB dBuV dB/m dB dB cm deg 1 2412.00 96.29 ------ ------ 92.56 32.47 5.39 34.13 357 218 AVERAGE

Mode	53	
	Band Edge	
	2400-2483.5_802.11be EHT20_CH01_2412MHz+B48 Link	
ANT	13+6+1	
Pol.	Vertical	Fundamental
Peak	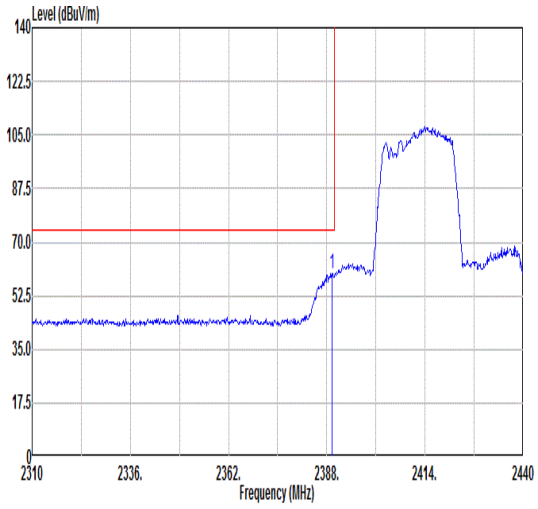 Freq Level Limit Line Margin Read Level Ant Factor Cable Loss Preamp Factor APos TPos Remark MHz dBuV/m dBuV/m dB dBuV dB/m dB dB cm deg 1 2389.30 59.55 74.00 -14.45 55.91 32.42 5.36 34.14 114 50 PEAK	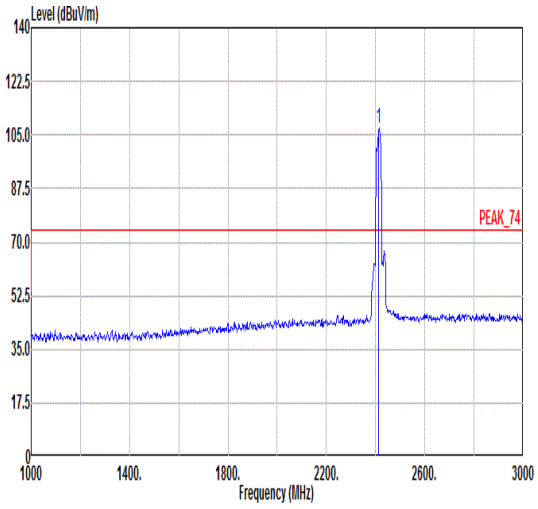 Freq Level Limit Line Margin Read Level Ant Factor Cable Loss Preamp Factor APos TPos Remark MHz dBuV/m dBuV/m dB dBuV dB/m dB dB cm deg 1 2412.00 107.09 ------ ------ 103.37 32.47 5.38 34.13 114 50 PEAK
Avg	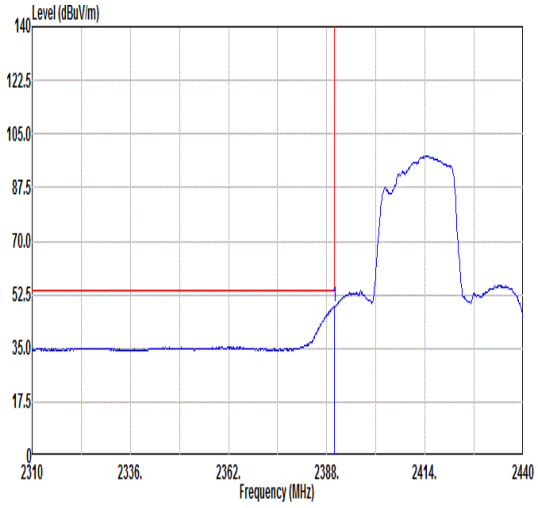 Freq Level Limit Line Margin Read Level Ant Factor Cable Loss Preamp Factor APos TPos Remark MHz dBuV/m dBuV/m dB dBuV dB/m dB dB cm deg 1 2389.95 48.74 54.00 -5.26 45.10 32.42 5.36 34.14 114 50 AVERAGE	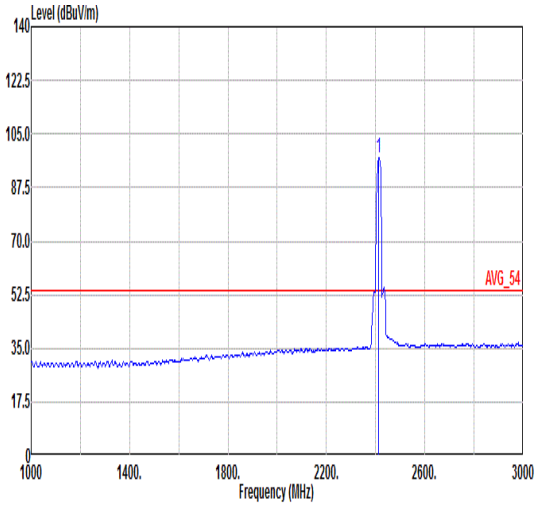 Freq Level Limit Line Margin Read Level Ant Factor Cable Loss Preamp Factor APos TPos Remark MHz dBuV/m dBuV/m dB dBuV dB/m dB dB cm deg 1 2412.00 97.35 ------ ------ 93.64 32.46 5.38 34.13 114 50 AVERAGE

Mode	53	
	Harmonic	
	2400-2483.5_802.11be EHT20_CH01_2412MHz+B48 Link	
ANT	13+6+1	
Pol.	Horizontal	Vertical
Peak Avg	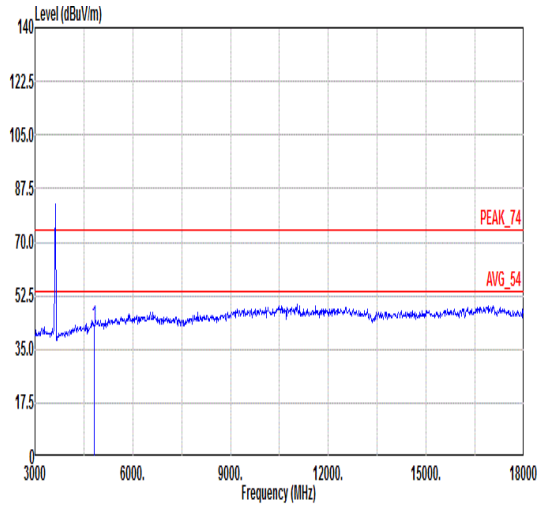 Freq Level Limit Line Margin Read Level Ant Factor Cable Loss Preamp Factor APos TPos Remark MHz dBuV/m dBuV/m dB dBuV dB/m dB dB cm deg 1 4824.00 42.66 74.00 -31.34 63.60 35.02 8.88 64.84 --- --- Peak	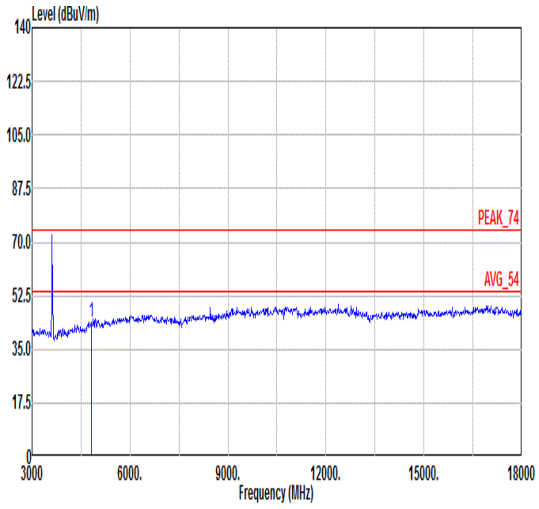 Freq Level Limit Line Margin Read Level Ant Factor Cable Loss Preamp Factor APos TPos Remark MHz dBuV/m dBuV/m dB dBuV dB/m dB dB cm deg 1 4824.00 43.66 74.00 -30.34 64.60 35.02 8.88 64.84 --- --- Peak

Note: The frequency point over limit line is LTE Band 48 RF signal which can be ignored.

Mode	55	
	Band Edge - L	
	2400-2483.5_802.11ax HE40_CH06_2437MHz	
ANT	13+6	
Pol.	Horizontal	Fundamental
Peak	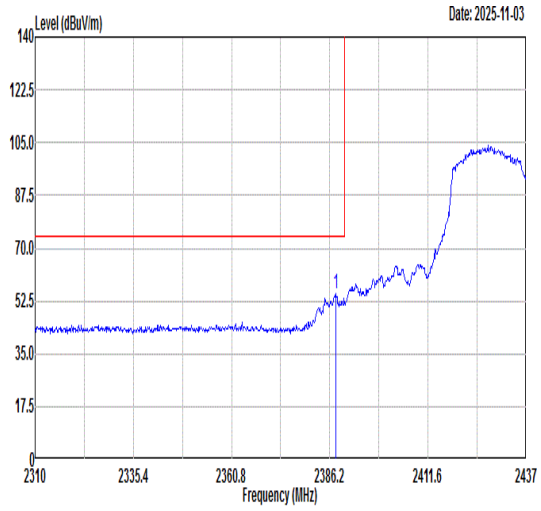 Freq Level Limit Line Margin (dB) Read Level Ant Factor Cable Loss Preamp Factor APos TPos Remark MHz dBuV/m dBuV/m dBuV dB/m dB dB cm deg 1 2387.72 55.18 74.00 -18.82 51.54 32.42 5.36 34.14 311 319 PEAK	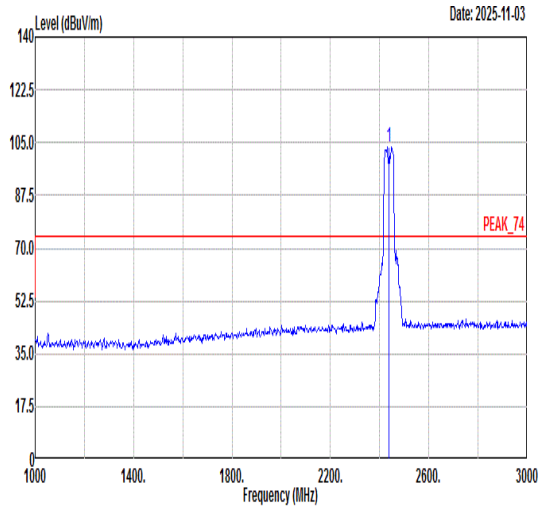 Freq Level Limit Line Margin (dB) Read Level Ant Factor Cable Loss Preamp Factor APos TPos Remark MHz dBuV/m dBuV/m dBuV dB/m dB dB cm deg 1 2437.00 103.81 ------ ------ 99.93 32.52 5.48 34.12 311 319 PEAK
Avg	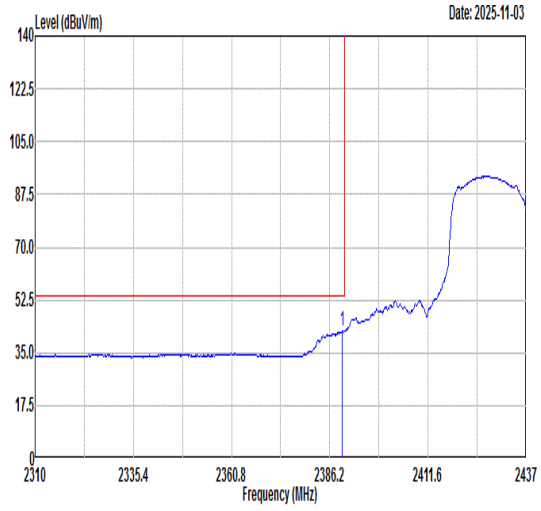 Freq Level Limit Line Margin (dB) Read Level Ant Factor Cable Loss Preamp Factor APos TPos Remark MHz dBuV/m dBuV/m dBuV dB/m dB dB cm deg 1 2389.50 42.06 54.00 -11.94 38.42 32.42 5.36 34.14 311 319 AVERAGE	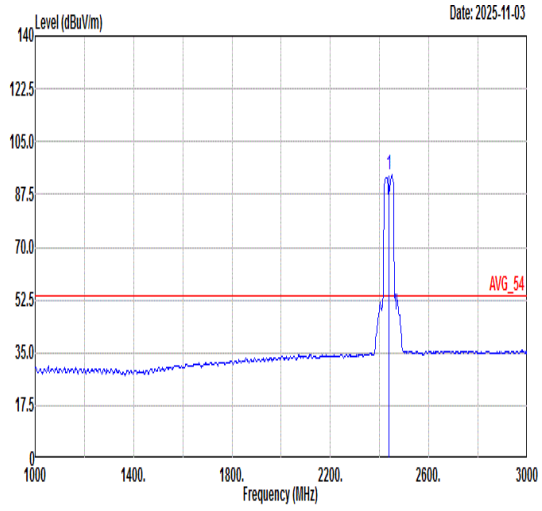 Freq Level Limit Line Margin (dB) Read Level Ant Factor Cable Loss Preamp Factor APos TPos Remark MHz dBuV/m dBuV/m dBuV dB/m dB dB cm deg 1 2437.00 93.83 ------ ------ 89.92 32.52 5.51 34.12 311 319 AVERAGE

Mode	55	
	Band Edge - R	
	2400-2483.5_802.11ax HE40_CH06_2437MHz	
ANT	13+6	
Pol.	Horizontal	Fundamental
Peak	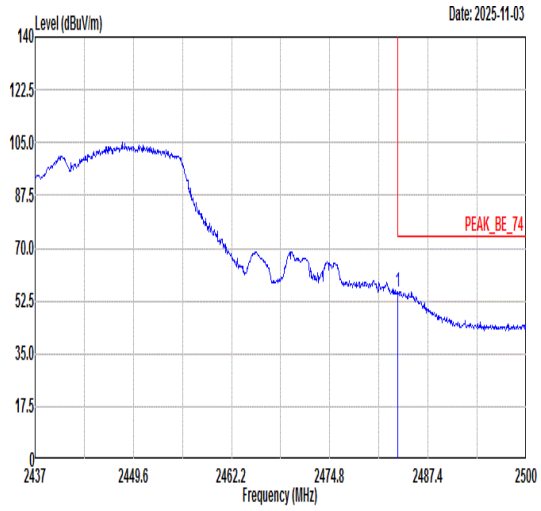 Freq Level Limit Line Margin (dB) Read Level Ant Factor Cable Loss Preamp Factor APos TPos Remark MHz dBuV/m dBuV/m dBuV dB/m dB dB cm deg 1 2483.56 55.63 74.00 -18.37 51.22 32.57 5.95 34.11 311 319 PEAK	Blank
Avg	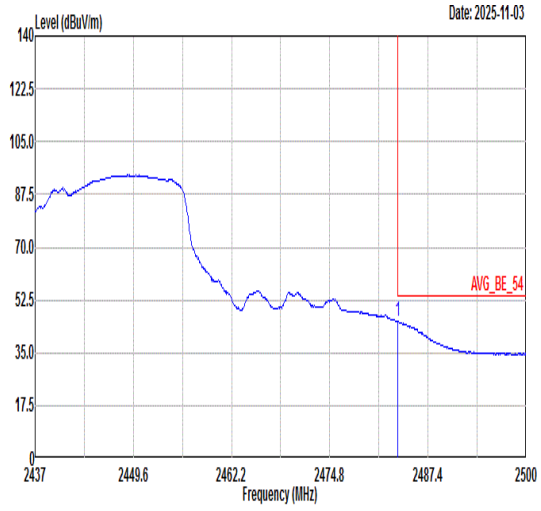 Freq Level Limit Line Margin (dB) Read Level Ant Factor Cable Loss Preamp Factor APos TPos Remark MHz dBuV/m dBuV/m dBuV dB/m dB dB cm deg 1 2483.56 45.59 54.00 -8.41 41.18 32.57 5.95 34.11 311 319 AVERAGE	Blank

Mode	55	
	Band Edge - L	
	2400-2483.5_802.11ax HE40_CH06_2437MHz	
ANT	13+6	
Pol.	Vertical	Fundamental
Peak	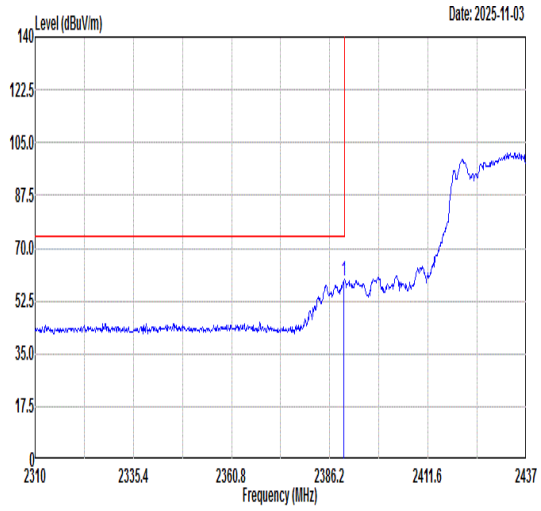 Freq Level Limit Line Margin (dB) Read Level Ant Factor Cable Loss Preamp Factor APos TPos Remark MHz dBuV/m dBuV/m dBuV dB/m dB dB cm deg 1 2389.88 59.26 74.00 -14.74 55.62 32.42 5.36 34.14 100 3 PEAK	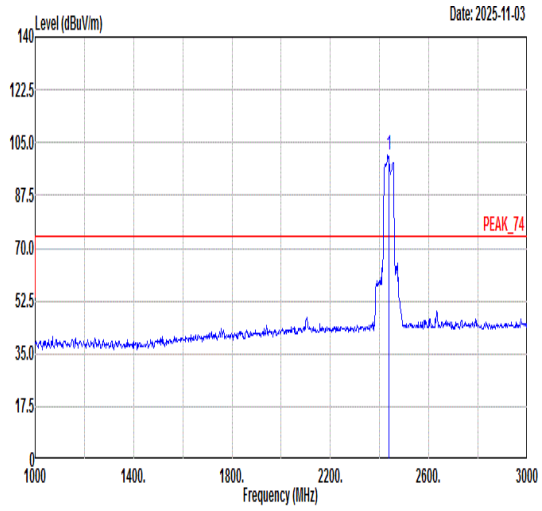 Freq Level Limit Line Margin (dB) Read Level Ant Factor Cable Loss Preamp Factor APos TPos Remark MHz dBuV/m dBuV/m dBuV dB/m dB dB cm deg 1 2437.00 100.67 ------ ------ 96.91 32.49 5.40 34.13 100 3 PEAK
Avg	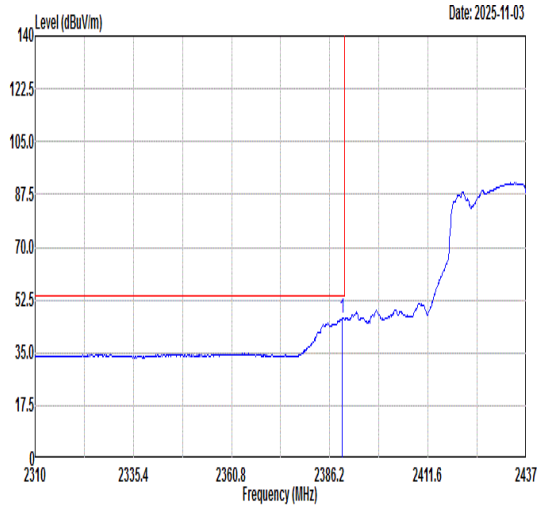 Freq Level Limit Line Margin (dB) Read Level Ant Factor Cable Loss Preamp Factor APos TPos Remark MHz dBuV/m dBuV/m dBuV dB/m dB dB cm deg 1 2389.38 46.42 54.00 -7.58 42.78 32.42 5.36 34.14 100 3 AVERAGE	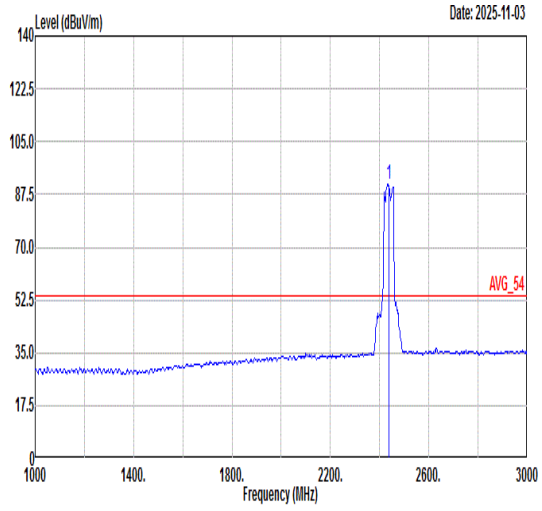 Freq Level Limit Line Margin (dB) Read Level Ant Factor Cable Loss Preamp Factor APos TPos Remark MHz dBuV/m dBuV/m dBuV dB/m dB dB cm deg 1 2437.00 91.11 ------ ------ 87.33 32.50 5.41 34.13 100 3 AVERAGE

Mode	55	
	Band Edge - R	
	2400-2483.5_802.11ax HE40_CH06_2437MHz	
ANT	13+6	
Pol.	Vertical	Fundamental
Peak	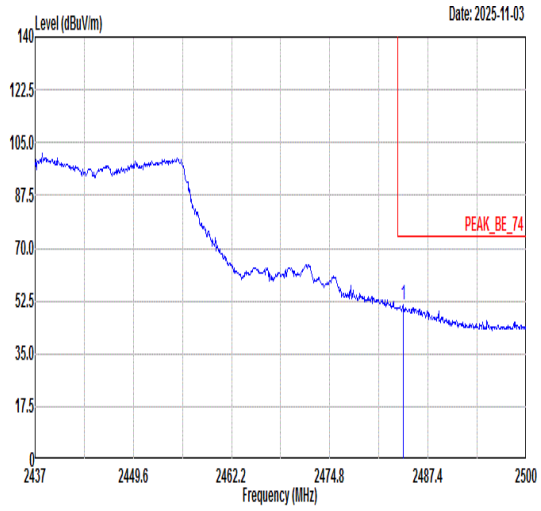 Freq Level Limit Line Margin (dB) Read Level Ant Factor Cable Loss Preamp Factor APos TPos Remark MHz dBuV/m dBuV/m dBuV dB/m dB dB cm deg 1 2484.25 51.05 74.00 -22.95 46.65 32.57 5.94 34.11 100 3 PEAK	Blank
Avg	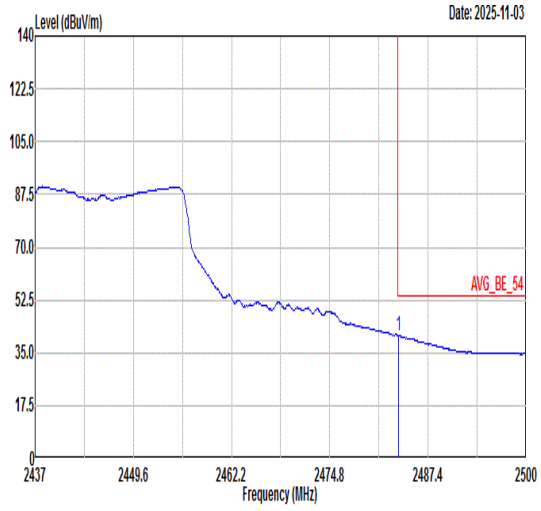 Freq Level Limit Line Margin (dB) Read Level Ant Factor Cable Loss Preamp Factor APos TPos Remark MHz dBuV/m dBuV/m dBuV dB/m dB dB cm deg 1 2483.62 40.69 54.00 -13.31 36.28 32.57 5.95 34.11 100 3 AVERAGE	Blank

Mode	56	
	Band Edge - L	
	2400-2483.5_802.11n HT40_CH06_2437MHz	
ANT	13+6	
Pol.	Horizontal	Fundamental
Peak	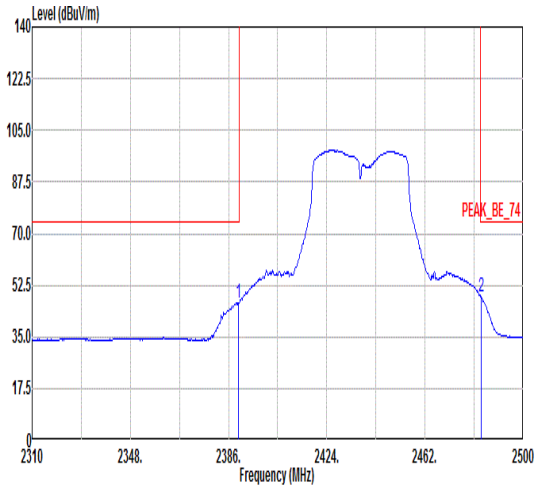 Freq Level Limit Line Margin Read Level Ant Factor Cable Loss Preamp Factor APos TPos Remark MHz dBuV/m dBuV/m dB dBuV dB/m dB dB cm deg 1 2389.80 46.62 74.00 -27.38 42.98 32.42 5.36 34.14 300 307 PEAK 2 2483.66 48.39 74.00 -25.61 43.98 32.57 5.95 34.11 309 213 PEAK	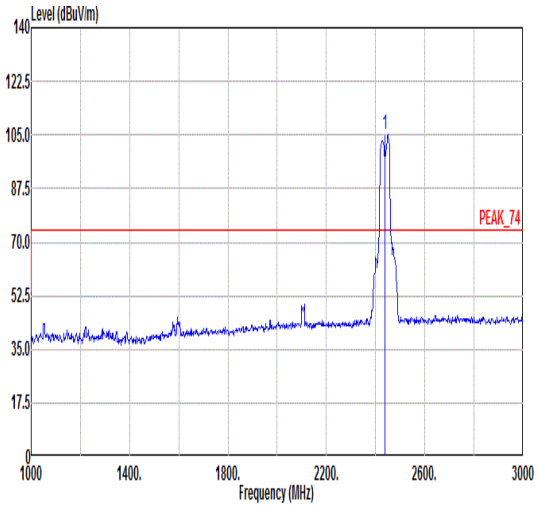 Freq Level Limit Line Margin Read Level Ant Factor Cable Loss Preamp Factor APos TPos Remark MHz dBuV/m dBuV/m dB dBuV dB/m dB dB cm deg 1 2437.00 104.95 ------ ------ 101.04 32.52 5.51 34.12 309 213 PEAK
Avg	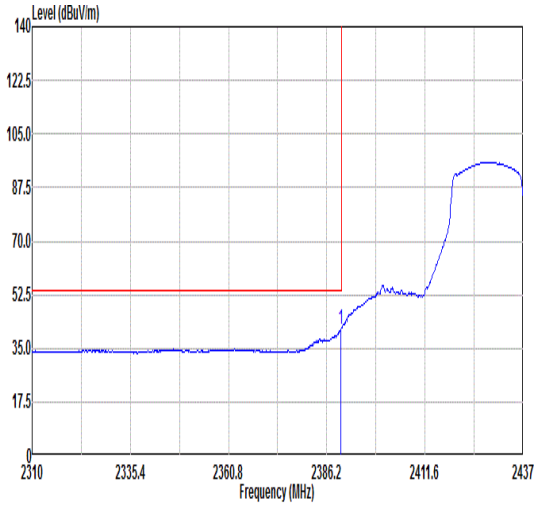 Freq Level Limit Line Margin Read Level Ant Factor Cable Loss Preamp Factor APos TPos Remark MHz dBuV/m dBuV/m dB dBuV dB/m dB dB cm deg 1 2389.88 41.11 54.00 -12.89 37.47 32.42 5.36 34.14 309 213 AVERAGE	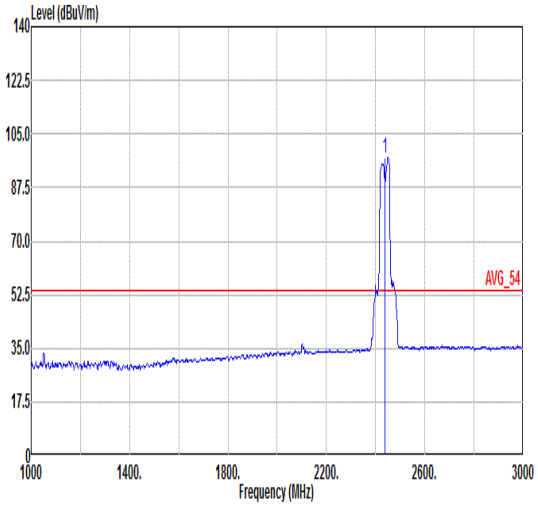 Freq Level Limit Line Margin Read Level Ant Factor Cable Loss Preamp Factor APos TPos Remark MHz dBuV/m dBuV/m dB dBuV dB/m dB dB cm deg 1 2437.00 97.10 ------ ------ 93.19 32.52 5.51 34.12 309 213 AVERAGE

Mode	56	
	Band Edge - R	
	2400-2483.5_802.11n HT40_CH06_2437MHz	
ANT	13+6	
Pol.	Horizontal	Fundamental
Peak	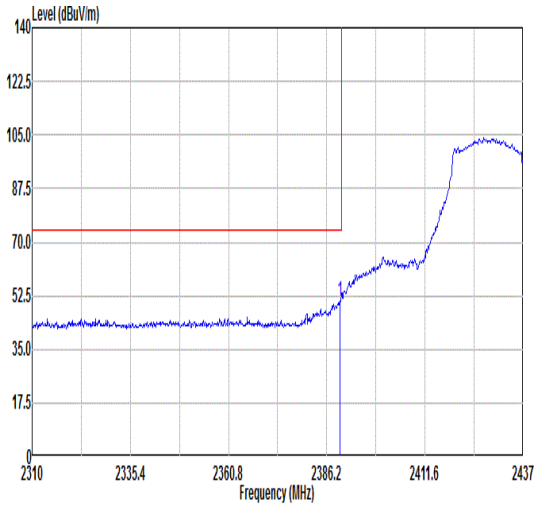 Freq Level Limit Line Margin Read Level Ant Factor Cable Loss Preamp Factor APos TPos Remark MHz dBuV/m dBuV/m dB dBuV dB/m dB dB cm deg 1 2389.63 50.96 74.00 -23.04 47.32 32.42 5.36 34.14 309 213 PEAK	Blank
Avg	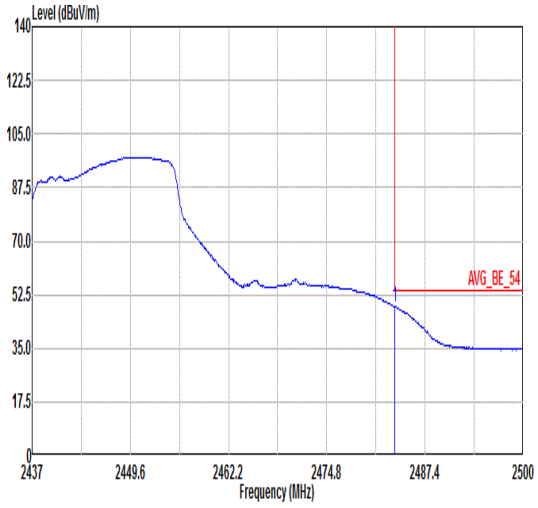 Freq Level Limit Line Margin Read Level Ant Factor Cable Loss Preamp Factor APos TPos Remark MHz dBuV/m dBuV/m dB dBuV dB/m dB dB cm deg 1 2483.56 48.64 54.00 -5.36 44.23 32.57 5.95 34.11 309 213 AVERAGE	Blank

Mode	56	
	Band Edge - L	
	2400-2483.5_802.11n HT40_CH06_2437MHz	
ANT	13+6	
Pol.	Vertical	Fundamental
Peak	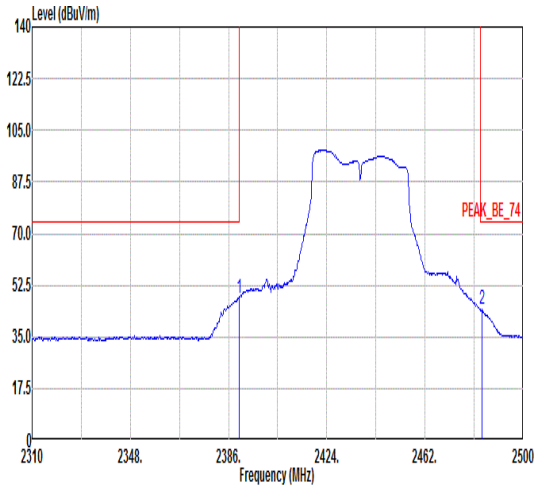 Freq Level Limit Line Margin Read Level Ant Factor Cable Loss Preamp Factor APos TPos Remark MHz dBuV/m dBuV/m dB dBuV dB/m dB dB cm deg 1 2389.99 48.25 74.00 -25.75 44.61 32.42 5.36 34.14 100 130 PEAK 2 2484.04 44.18 74.00 -29.82 39.78 32.57 5.94 34.11 100 130 PEAK	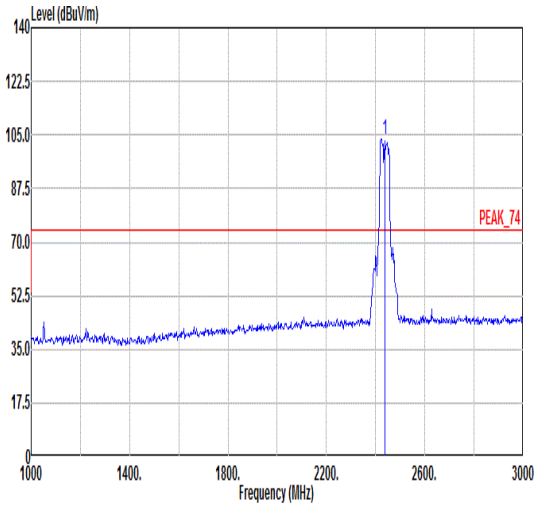 Freq Level Limit Line Margin Read Level Ant Factor Cable Loss Preamp Factor APos TPos Remark MHz dBuV/m dBuV/m dB dBuV dB/m dB dB cm deg 1 2437.00 103.74 ------ ------ 100.00 32.48 5.39 34.13 100 130 PEAK
Avg	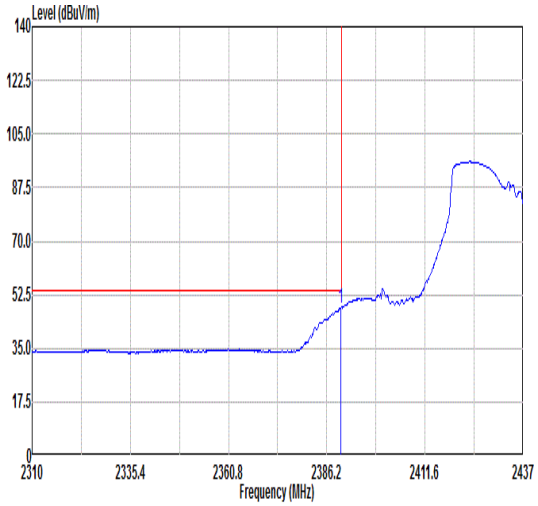 Freq Level Limit Line Margin Read Level Ant Factor Cable Loss Preamp Factor APos TPos Remark MHz dBuV/m dBuV/m dB dBuV dB/m dB dB cm deg 1 2389.88 48.19 54.00 -5.81 44.55 32.42 5.36 34.14 100 130 AVERAGE	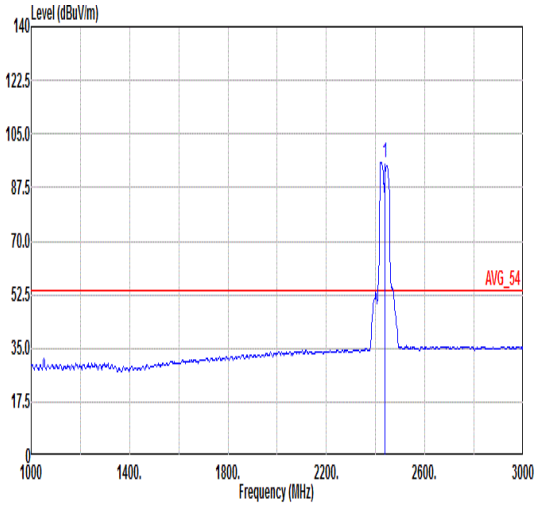 Freq Level Limit Line Margin Read Level Ant Factor Cable Loss Preamp Factor APos TPos Remark MHz dBuV/m dBuV/m dB dBuV dB/m dB dB cm deg 1 2437.00 95.88 ------ ------ 92.14 32.48 5.39 34.13 100 130 AVERAGE

Mode	56	
	Band Edge - R	
	2400-2483.5_802.11n HT40_CH06_2437MHz	
ANT	13+6	
Pol.	Vertical	Fundamental
Peak	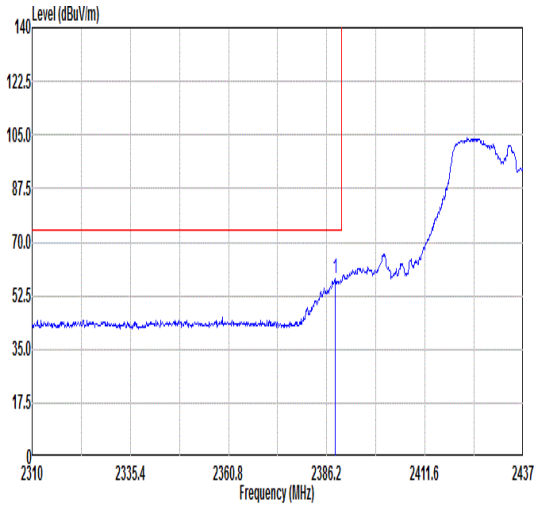 Freq Level Limit Line Margin Read Level Ant Factor Cable Loss Preamp Factor APos TPos Remark MHz dBuV/m dBuV/m dB dBuV dB/m dB dB cm deg 1 2388.36 57.94 74.00 -16.06 54.30 32.42 5.36 34.14 100 130 PEAK	Blank
Avg	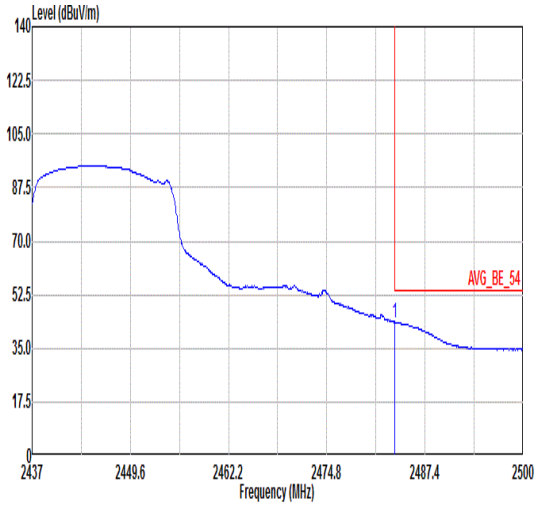 Freq Level Limit Line Margin Read Level Ant Factor Cable Loss Preamp Factor APos TPos Remark MHz dBuV/m dBuV/m dB dBuV dB/m dB dB cm deg 1 2483.56 43.57 54.00 -10.43 39.16 32.57 5.95 34.11 100 130 AVERAGE	Blank

Mode	57	
	Band Edge - L	
	2400-2483.5_802.11be EHT40_CH06_2437MHz	
ANT	13+6	
Pol.	Horizontal	Fundamental
Peak	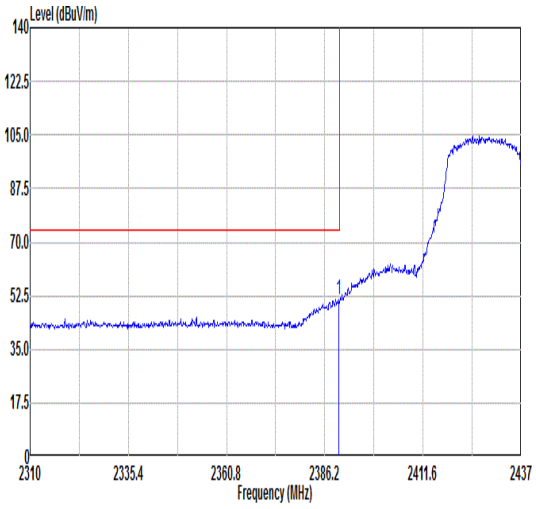 Freq Level Limit Line Margin Read Level Ant Factor Cable Loss Preamp Factor APos TPos Remark MHz dBuV/m dBuV/m dB dBuV dB/m dB dB cm deg 1 2389.88 51.18 74.00 -22.82 47.54 32.42 5.36 34.14 305 215 PEAK	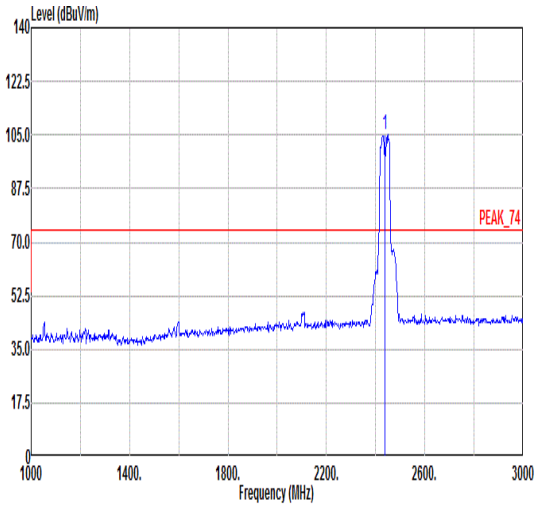 Freq Level Limit Line Margin Read Level Ant Factor Cable Loss Preamp Factor APos TPos Remark MHz dBuV/m dBuV/m dB dBuV dB/m dB dB cm deg 1 2437.00 105.35 ------ ------ 101.44 32.52 5.51 34.12 305 215 PEAK
Avg	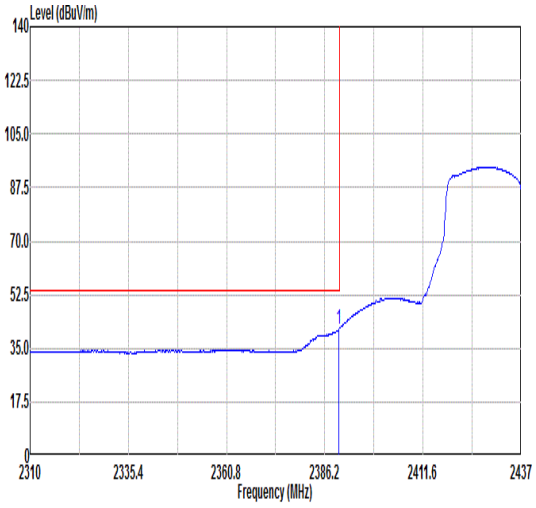 Freq Level Limit Line Margin Read Level Ant Factor Cable Loss Preamp Factor APos TPos Remark MHz dBuV/m dBuV/m dB dBuV dB/m dB dB cm deg 1 2389.88 41.26 54.00 -12.74 37.62 32.42 5.36 34.14 305 215 AVERAGE	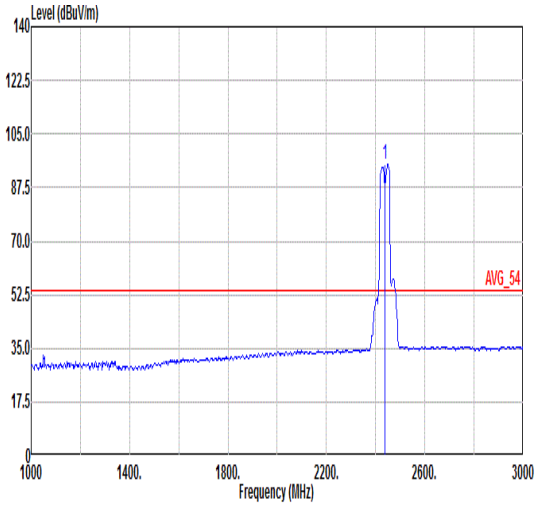 Freq Level Limit Line Margin Read Level Ant Factor Cable Loss Preamp Factor APos TPos Remark MHz dBuV/m dBuV/m dB dBuV dB/m dB dB cm deg 1 2437.00 95.35 ------ ------ 91.44 32.52 5.51 34.12 305 215 AVERAGE

Mode	57	
	Band Edge - R	
	2400-2483.5_802.11be EHT40_CH06_2437MHz	
ANT	13+6	
Pol.	Horizontal	Fundamental
Peak	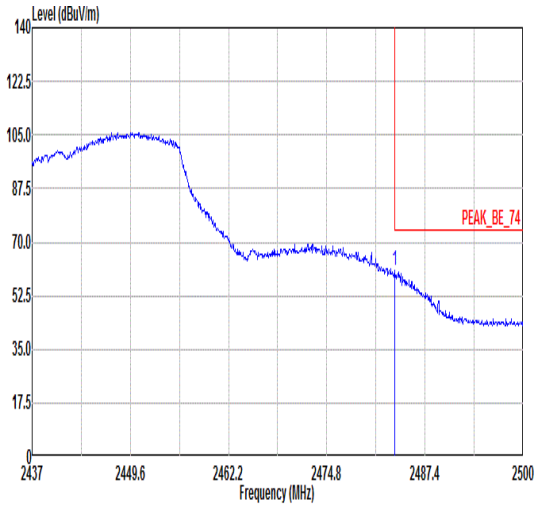 Freq Level Limit Line Margin Read Level Ant Factor Cable Loss Preamp Factor APos TPos Remark MHz dBuV/m dBuV/m dB dBuV dB/m dB dB cm deg 1 2483.56 60.78 74.00 -13.22 56.37 32.57 5.95 34.11 305 215 PEAK	Blank
Avg	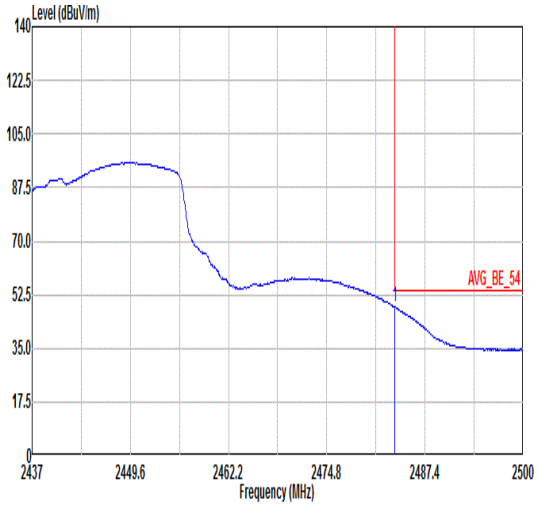 Freq Level Limit Line Margin Read Level Ant Factor Cable Loss Preamp Factor APos TPos Remark MHz dBuV/m dBuV/m dB dBuV dB/m dB dB cm deg 1 2483.56 48.63 54.00 -5.37 44.22 32.57 5.95 34.11 305 215 AVERAGE	Blank

Mode	57	
	Band Edge - L	
	2400-2483.5_802.11be EHT40_CH06_2437MHz	
ANT	13+6	
Pol.	Vertical	Fundamental
Peak	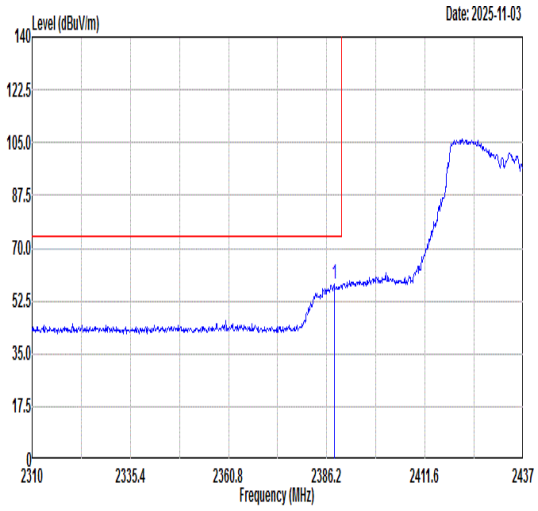 Freq Level Limit Line Margin (dB) Read Level Ant Factor Cable Loss Preamp Factor APos TPos Remark MHz dBuV/m dBuV/m dBuV dB/m dB dB cm deg 1 2388.11 58.17 74.00 -15.83 54.53 32.42 5.36 34.14 112 140 PEAK	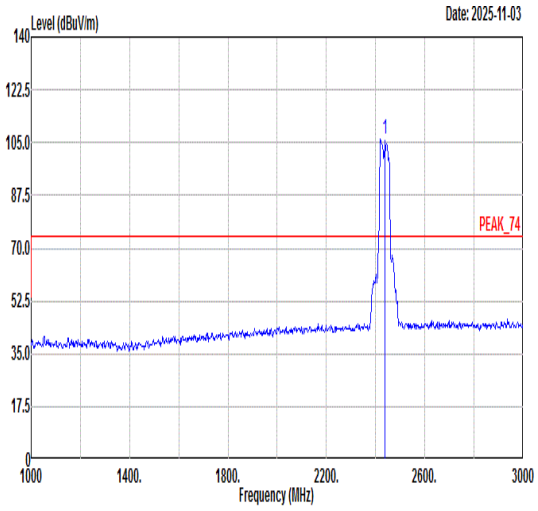 Freq Level Limit Line Margin (dB) Read Level Ant Factor Cable Loss Preamp Factor APos TPos Remark MHz dBuV/m dBuV/m dBuV dB/m dB dB cm deg 1 2437.00 106.38 ------ ------ 102.65 32.47 5.39 34.13 112 140 PEAK
Avg	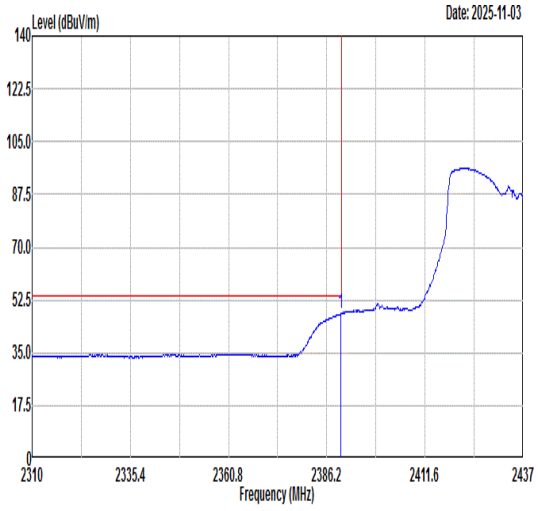 Freq Level Limit Line Margin (dB) Read Level Ant Factor Cable Loss Preamp Factor APos TPos Remark MHz dBuV/m dBuV/m dBuV dB/m dB dB cm deg 1 2389.88 48.07 54.00 -5.93 44.43 32.42 5.36 34.14 112 140 AVERAGE	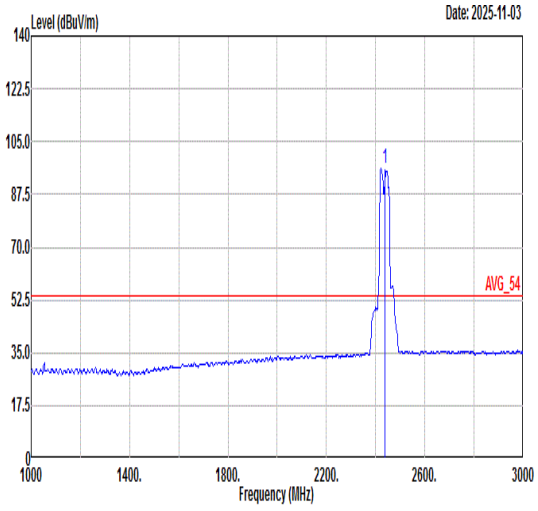 Freq Level Limit Line Margin (dB) Read Level Ant Factor Cable Loss Preamp Factor APos TPos Remark MHz dBuV/m dBuV/m dBuV dB/m dB dB cm deg 1 2437.00 96.08 ------ ------ 92.34 32.48 5.39 34.13 112 140 AVERAGE

Mode	57	
	Band Edge - R	
	2400-2483.5_802.11be EHT40_CH06_2437MHz	
ANT	13+6	
Pol.	Vertical	Fundamental
Peak	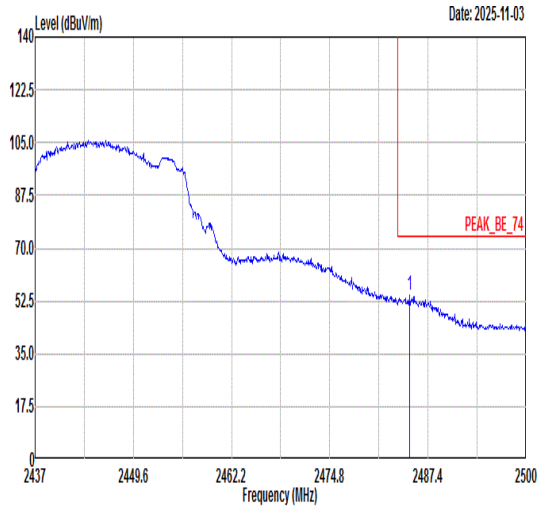 Freq Level Limit Line Margin (dB) Read Level Ant Factor Cable Loss Preamp Factor APos TPos Remark MHz dBuV/m dBuV/m dBuV dB/m dB dB cm deg 1 2485.07 54.25 74.00 -19.75 49.84 32.58 5.94 34.11 112 140 PEAK	Blank
Avg	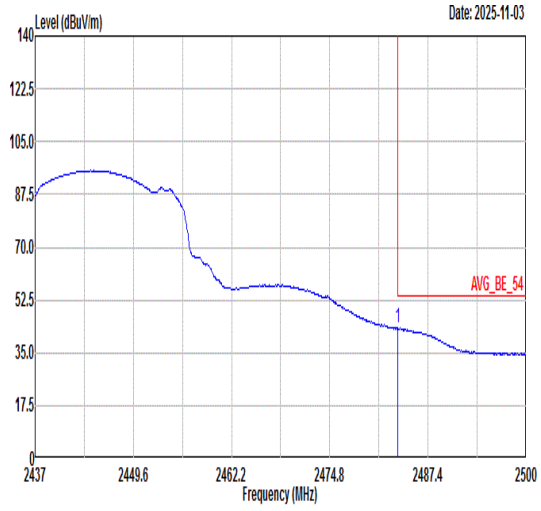 Freq Level Limit Line Margin (dB) Read Level Ant Factor Cable Loss Preamp Factor APos TPos Remark MHz dBuV/m dBuV/m dBuV dB/m dB dB cm deg 1 2483.56 43.29 54.00 -10.71 38.88 32.57 5.95 34.11 112 140 AVERAGE	Blank

Mode	58	
	Band Edge	
	2400-2483.5_802.11n HT20_CH02_2417MHz	
ANT	13+6	
Pol.	Horizontal	Fundamental
Peak	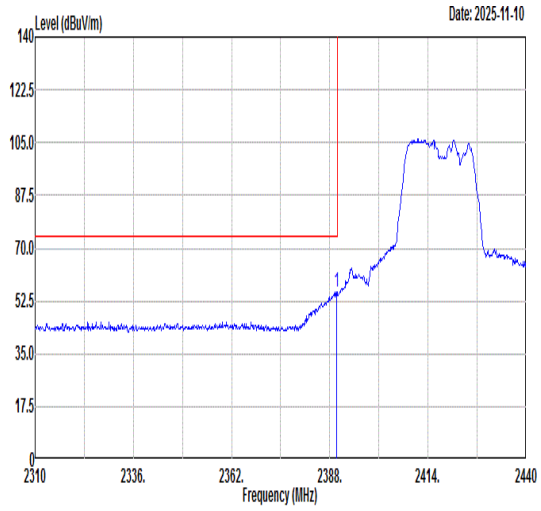 Freq Level Limit Line Margin (dB) Read Level Ant Factor Cable Loss Preamp Factor APos TPos Remark MHz dBuV/m dBuV/m dBuV dB/m dB dB cm deg 1 2389.82 55.49 74.00 -18.51 51.85 32.42 5.36 34.14 262 0 PEAK	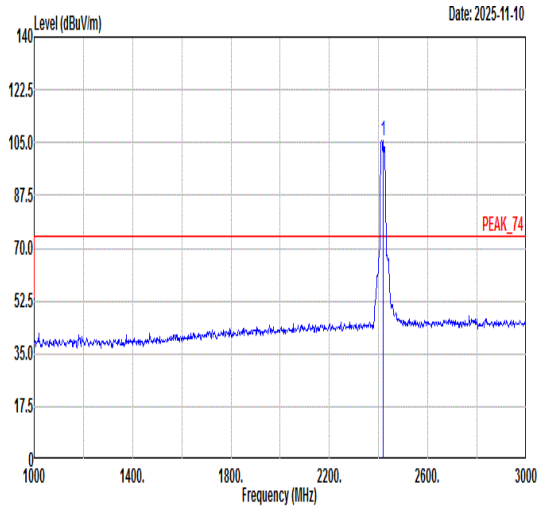 Freq Level Limit Line Margin (dB) Read Level Ant Factor Cable Loss Preamp Factor APos TPos Remark MHz dBuV/m dBuV/m dBuV dB/m dB dB cm deg 1 2417.00 105.68 ------ ------ 101.95 32.47 5.39 34.13 262 0 PEAK
Avg	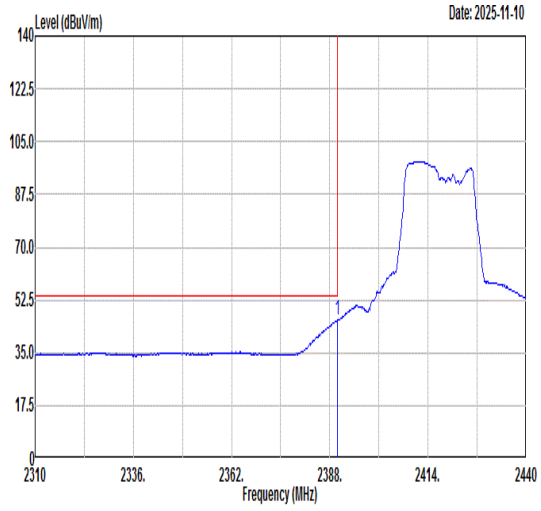 Freq Level Limit Line Margin (dB) Read Level Ant Factor Cable Loss Preamp Factor APos TPos Remark MHz dBuV/m dBuV/m dBuV dB/m dB dB cm deg 1 2389.95 45.77 54.00 -8.23 42.13 32.42 5.36 34.14 262 0 AVERAGE	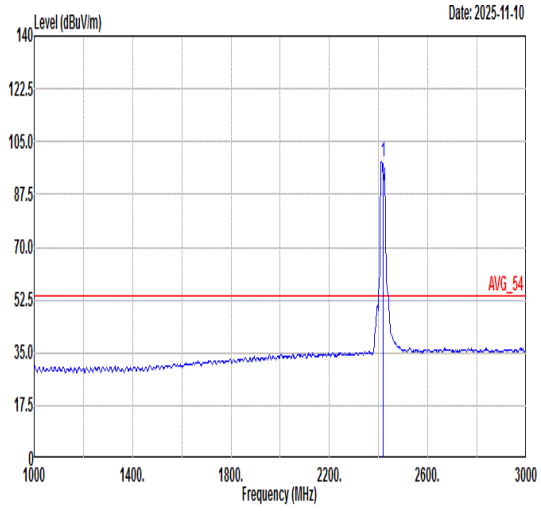 Freq Level Limit Line Margin (dB) Read Level Ant Factor Cable Loss Preamp Factor APos TPos Remark MHz dBuV/m dBuV/m dBuV dB/m dB dB cm deg 1 2417.00 98.31 ------ ------ 94.61 32.46 5.38 34.14 262 0 AVERAGE

Mode	58	
	Band Edge	
	2400-2483.5_802.11n HT20_CH02_2417MHz	
ANT	13+6	
Pol.	Vertical	Fundamental
Peak	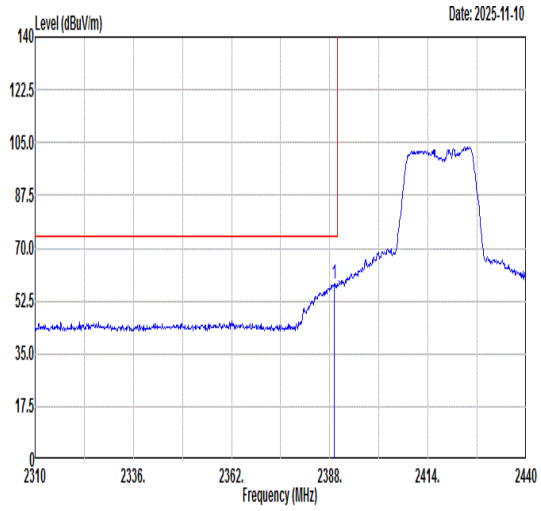 Freq Level Limit Line Margin (dB) Read Level Ant Factor Cable Loss Preamp Factor APos TPos Remark MHz dBuV/m dBuV/m dBuV dB/m dB dB cm deg 1 2389.17 58.25 74.00 -15.75 54.61 32.42 5.36 34.14 180 0 PEAK	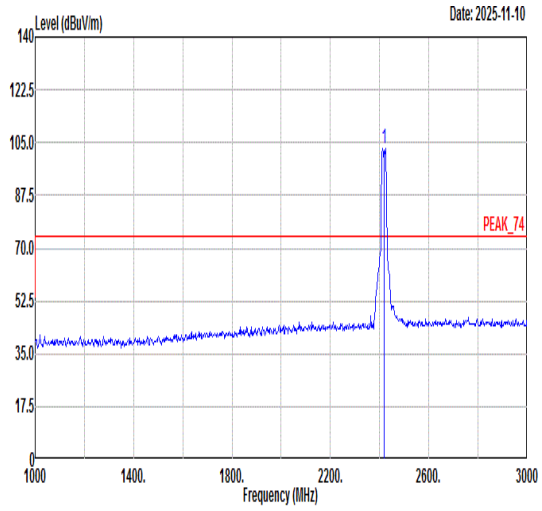 Freq Level Limit Line Margin (dB) Read Level Ant Factor Cable Loss Preamp Factor APos TPos Remark MHz dBuV/m dBuV/m dBuV dB/m dB dB cm deg 1 2417.00 103.12 ------ ------ 99.42 32.46 5.38 34.14 180 0 PEAK
Avg	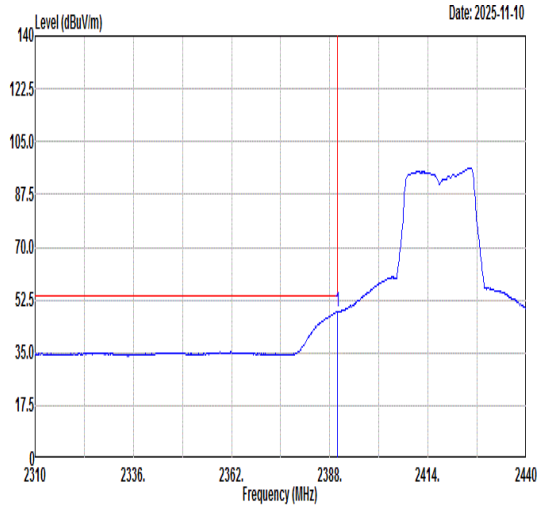 Freq Level Limit Line Margin (dB) Read Level Ant Factor Cable Loss Preamp Factor APos TPos Remark MHz dBuV/m dBuV/m dBuV dB/m dB dB cm deg 1 2389.95 48.56 54.00 -5.44 44.92 32.42 5.36 34.14 180 0 AVERAGE	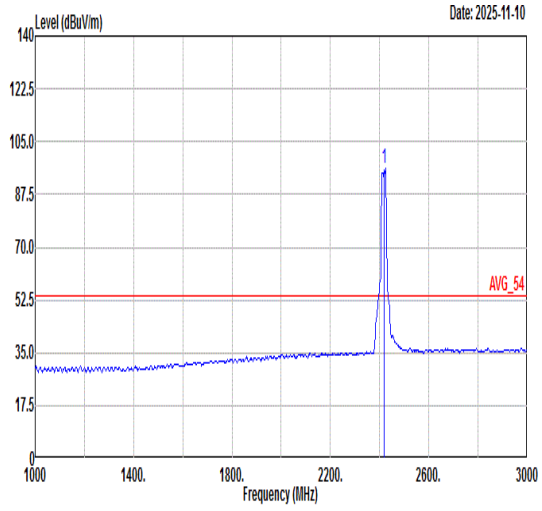 Freq Level Limit Line Margin (dB) Read Level Ant Factor Cable Loss Preamp Factor APos TPos Remark MHz dBuV/m dBuV/m dBuV dB/m dB dB cm deg 1 2417.00 96.23 ------ ------ 92.49 32.48 5.39 34.13 180 0 AVERAGE

Mode	59	
	Band Edge	
	2400-2483.5_802.11ax HE20_CH02_2417MHz	
ANT	13+6	
Pol.	Horizontal	Fundamental
Peak	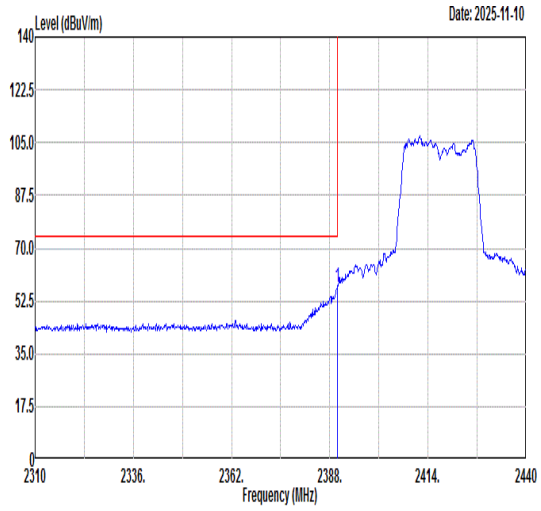 Freq Level Limit Line Margin (dB) Read Level Ant Factor Cable Loss Preamp Factor APos TPos Remark MHz dBuV/m dBuV/m dBuV dB/m dB dB cm deg 1 2389.95 56.91 74.00 -17.09 53.27 32.42 5.36 34.14 300 0 PEAK	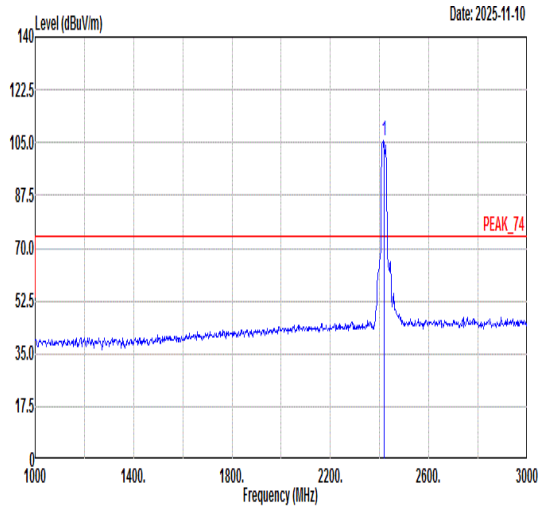 Freq Level Limit Line Margin (dB) Read Level Ant Factor Cable Loss Preamp Factor APos TPos Remark MHz dBuV/m dBuV/m dBuV dB/m dB dB cm deg 1 2417.00 105.50 ------ ------ 101.79 32.46 5.38 34.13 300 0 PEAK
Avg	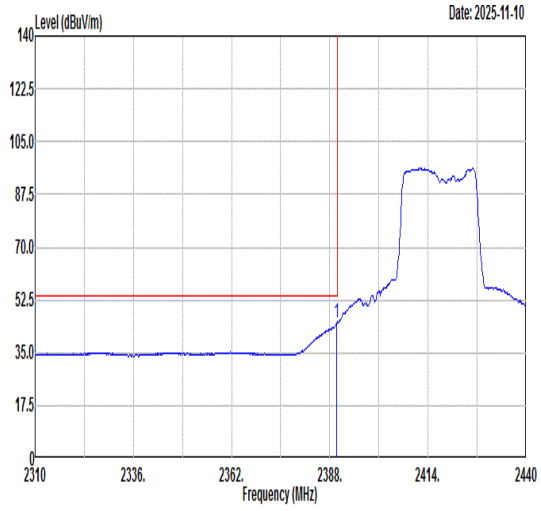 Freq Level Limit Line Margin (dB) Read Level Ant Factor Cable Loss Preamp Factor APos TPos Remark MHz dBuV/m dBuV/m dBuV dB/m dB dB cm deg 1 2389.82 44.71 54.00 -9.29 41.07 32.42 5.36 34.14 300 0 AVERAGE	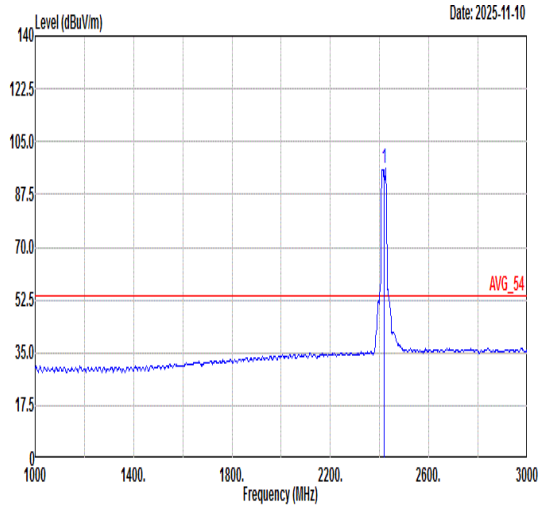 Freq Level Limit Line Margin (dB) Read Level Ant Factor Cable Loss Preamp Factor APos TPos Remark MHz dBuV/m dBuV/m dBuV dB/m dB dB cm deg 1 2417.00 95.91 ------ ------ 92.17 32.48 5.39 34.13 300 0 AVERAGE

Mode	59	
	Band Edge	
	2400-2483.5_802.11ax HE20_CH02_2417MHz	
ANT	13+6	
Pol.	Vertical	Fundamental
Peak	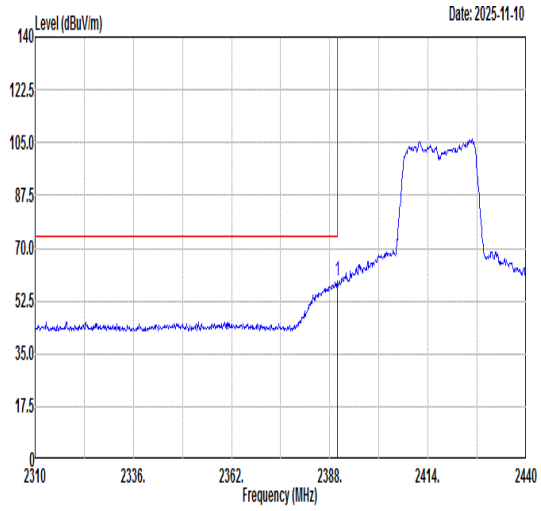 Freq Level Limit Line Margin (dB) Read Level Ant Factor Cable Loss Preamp Factor APos TPos Remark MHz dBuV/m dBuV/m dBuV dB/m dB dB cm deg 1 2389.95 58.92 74.00 -15.08 55.28 32.42 5.36 34.14 181 0 PEAK	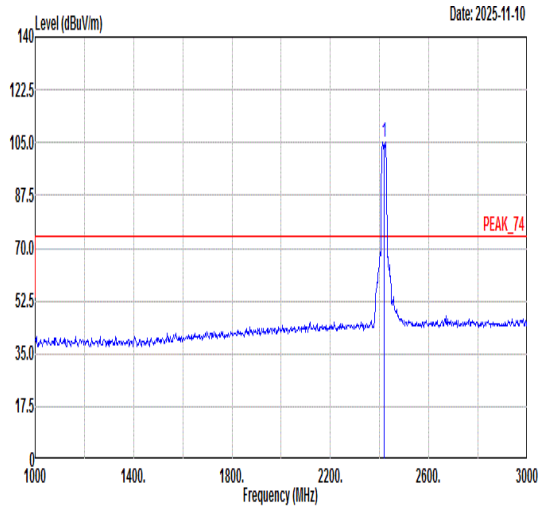 Freq Level Limit Line Margin (dB) Read Level Ant Factor Cable Loss Preamp Factor APos TPos Remark MHz dBuV/m dBuV/m dBuV dB/m dB dB cm deg 1 2417.00 105.22 ------ ------ 101.48 32.48 5.39 34.13 181 0 PEAK
Avg	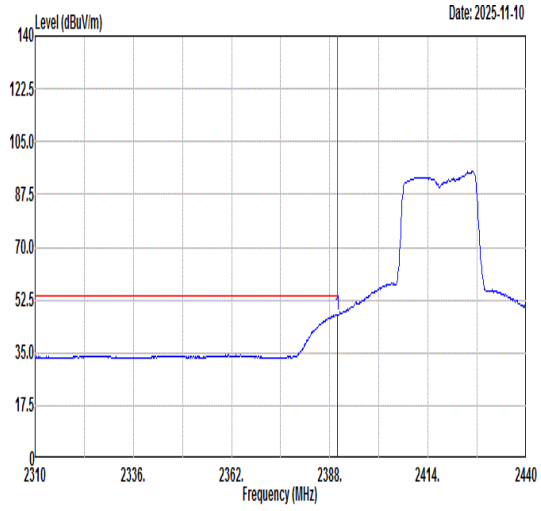 Freq Level Limit Line Margin (dB) Read Level Ant Factor Cable Loss Preamp Factor APos TPos Remark MHz dBuV/m dBuV/m dBuV dB/m dB dB cm deg 1 2389.95 47.68 54.00 -6.32 44.04 32.42 5.36 34.14 181 0 AVERAGE	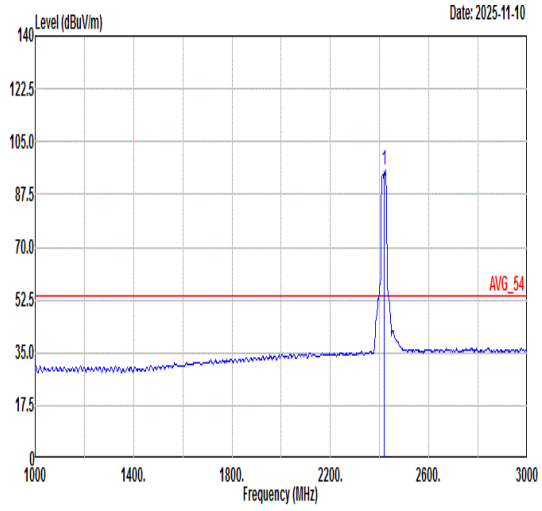 Freq Level Limit Line Margin (dB) Read Level Ant Factor Cable Loss Preamp Factor APos TPos Remark MHz dBuV/m dBuV/m dBuV dB/m dB dB cm deg 1 2417.00 95.86 ------ ------ 92.12 32.48 5.39 34.13 181 0 AVERAGE

Mode	63	
	Band Edge - L	
	2400-2483.5_802.11ax HE40_CH04_2427MHz	
ANT	13+6	
Pol.	Horizontal	Fundamental
Peak	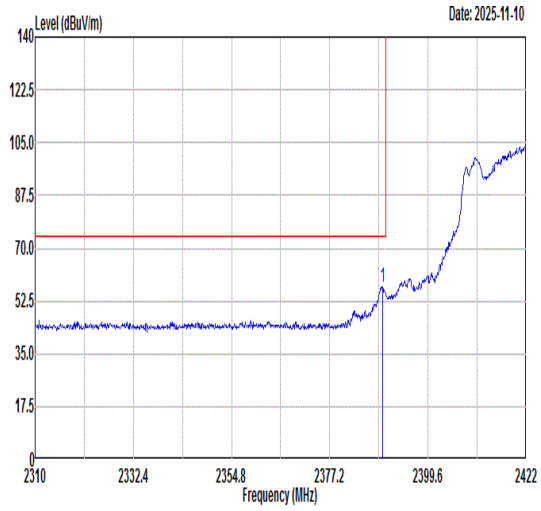 Freq Level Limit Line Margin (dB) Read Level Ant Factor Cable Loss Preamp Factor APos TPos Remark MHz dBuV/m dBuV/m dBuV dB/m dB dB cm deg 1 2389.18 57.14 74.00 -16.86 53.50 32.42 5.36 34.14 262 0 PEAK	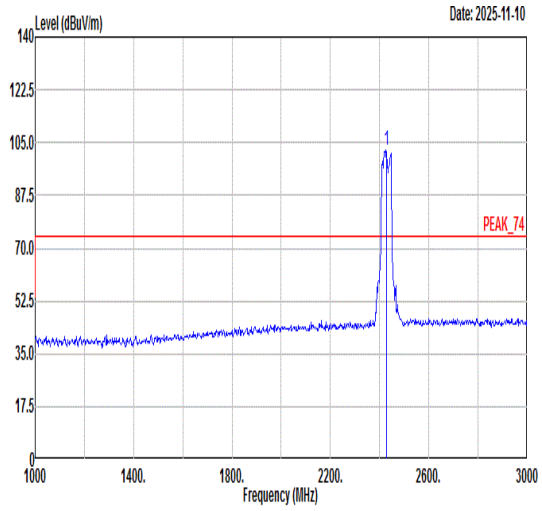 Freq Level Limit Line Margin (dB) Read Level Ant Factor Cable Loss Preamp Factor APos TPos Remark MHz dBuV/m dBuV/m dBuV dB/m dB dB cm deg 1 2427.00 102.57 ------ ------ 98.83 32.48 5.39 34.13 262 0 PEAK
Avg	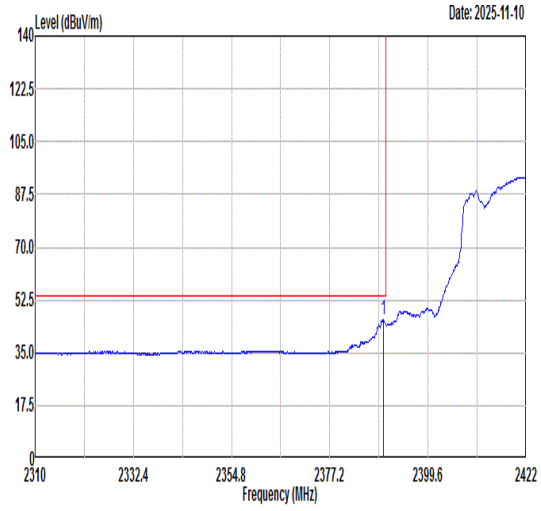 Freq Level Limit Line Margin (dB) Read Level Ant Factor Cable Loss Preamp Factor APos TPos Remark MHz dBuV/m dBuV/m dBuV dB/m dB dB cm deg 1 2389.41 46.00 54.00 -8.00 42.36 32.42 5.36 34.14 262 0 AVERAGE	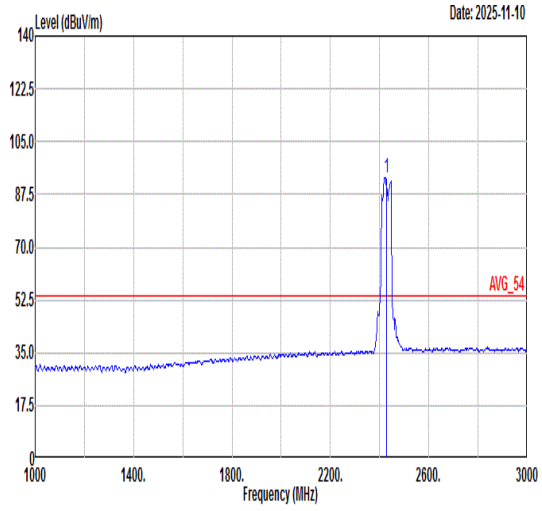 Freq Level Limit Line Margin (dB) Read Level Ant Factor Cable Loss Preamp Factor APos TPos Remark MHz dBuV/m dBuV/m dBuV dB/m dB dB cm deg 1 2427.00 93.05 ------ ------ 89.31 32.48 5.39 34.13 262 0 AVERAGE

Mode	63	
	Band Edge - R	
	2400-2483.5_802.11ax HE40_CH04_2427MHz	
ANT	13+6	
Pol.	Horizontal	Fundamental
Peak	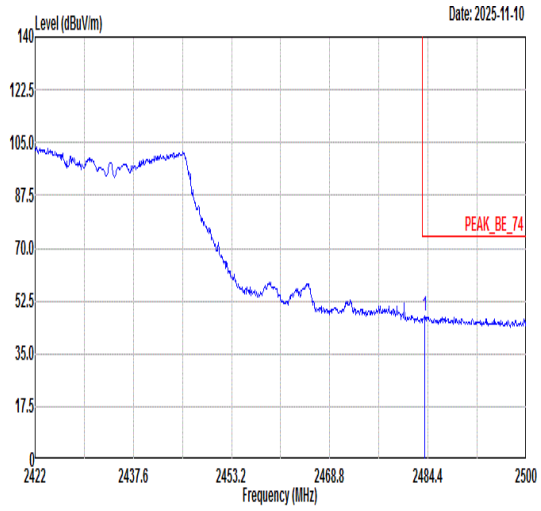 Freq Level Limit Line Margin (dB) Read Level Ant Factor Cable Loss Preamp Factor APos TPos Remark MHz dBuV/m dBuV/m dBuV dB/m dB dB cm deg 1 2483.93 47.35 74.00 -26.65 42.95 32.57 5.94 34.11 262 0 PEAK	Blank
Avg	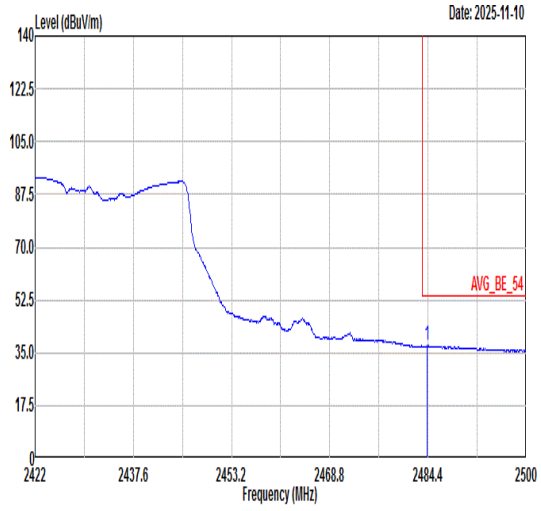 Freq Level Limit Line Margin (dB) Read Level Ant Factor Cable Loss Preamp Factor APos TPos Remark MHz dBuV/m dBuV/m dBuV dB/m dB dB cm deg 1 2484.24 37.35 54.00 -16.65 32.95 32.57 5.94 34.11 262 0 AVERAGE	Blank

Mode	63	
	Band Edge - L	
	2400-2483.5_802.11ax HE40_CH04_2427MHz	
ANT	13+6	
Pol.	Vertical	Fundamental
Peak	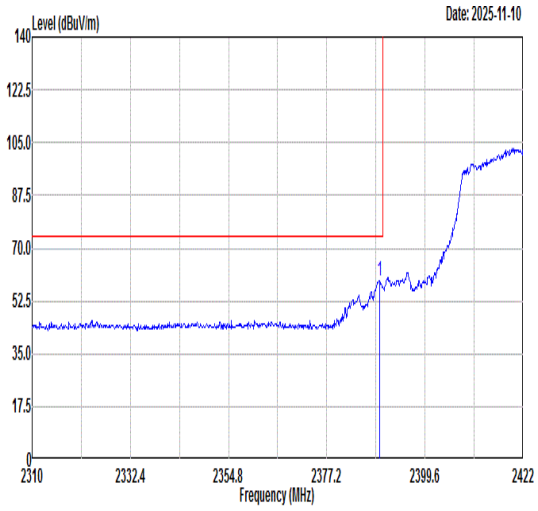 Freq Level Limit Line Margin (dB) Read Level Ant Factor Cable Loss Preamp Factor APos TPos Remark 1 2389.18 59.14 74.00 -14.86 55.50 32.42 5.36 34.14 124 0 PEAK	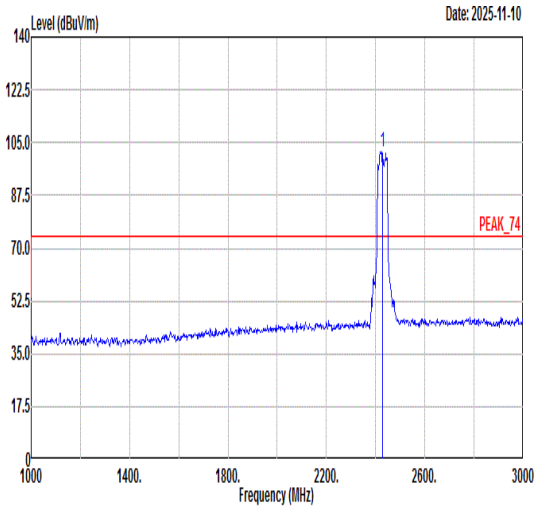 Freq Level Limit Line Margin (dB) Read Level Ant Factor Cable Loss Preamp Factor APos TPos Remark 1 2427.00 102.10 ------ ------ 98.37 32.47 5.39 34.13 124 0 PEAK
Avg	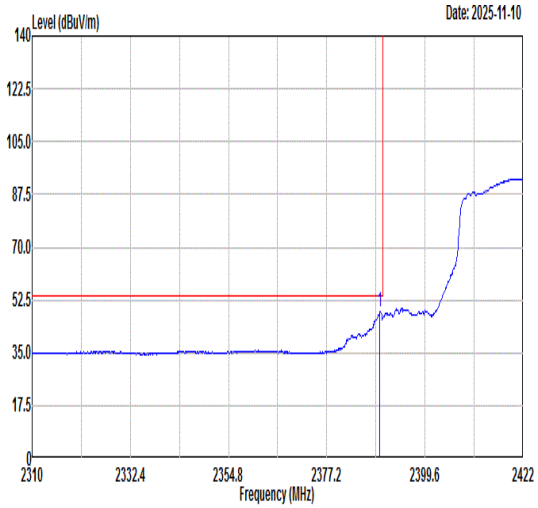 Freq Level Limit Line Margin (dB) Read Level Ant Factor Cable Loss Preamp Factor APos TPos Remark 1 2389.30 48.44 54.00 -5.56 44.80 32.42 5.36 34.14 124 0 AVERAGE	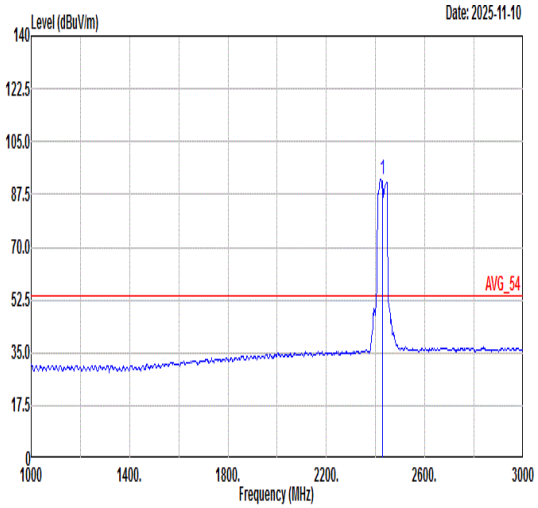 Freq Level Limit Line Margin (dB) Read Level Ant Factor Cable Loss Preamp Factor APos TPos Remark 1 2427.00 92.50 ------ ------ 88.77 32.47 5.39 34.13 124 0 AVERAGE

Mode	63	
	Band Edge - R	
	2400-2483.5_802.11ax HE40_CH04_2427MHz	
ANT	13+6	
Pol.	Vertical	Fundamental
Peak	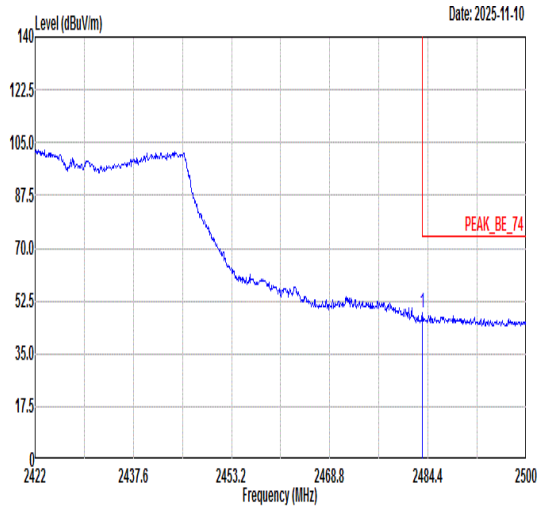 Freq Level Limit Line Margin (dB) Read Level Ant Factor Cable Loss Preamp Factor APos TPos Remark MHz dBuV/m dBuV/m dBuV dB/m dB dB cm deg 1 2483.54 48.65 74.00 -25.35 44.24 32.57 5.95 34.11 124 0 PEAK	Blank
Avg	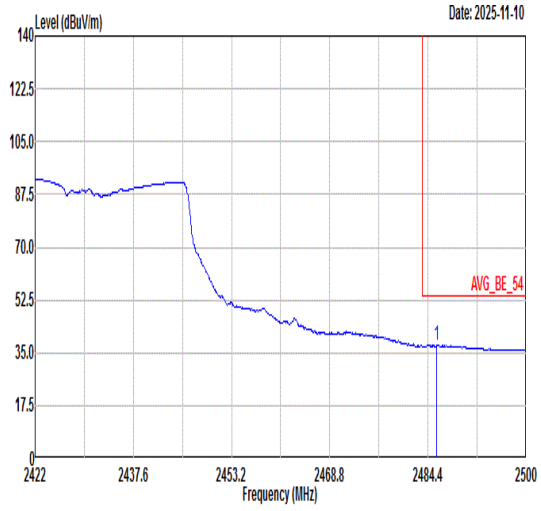 Freq Level Limit Line Margin (dB) Read Level Ant Factor Cable Loss Preamp Factor APos TPos Remark MHz dBuV/m dBuV/m dBuV dB/m dB dB cm deg 1 2485.73 37.55 54.00 -16.45 33.14 32.58 5.94 34.11 124 0 AVERAGE	Blank

Mode	64	
	Band Edge - L	
	2400-2483.5_802.11ax HE40_CH08_2447MHz	
ANT	13+6	
Pol.	Horizontal	Fundamental
Peak	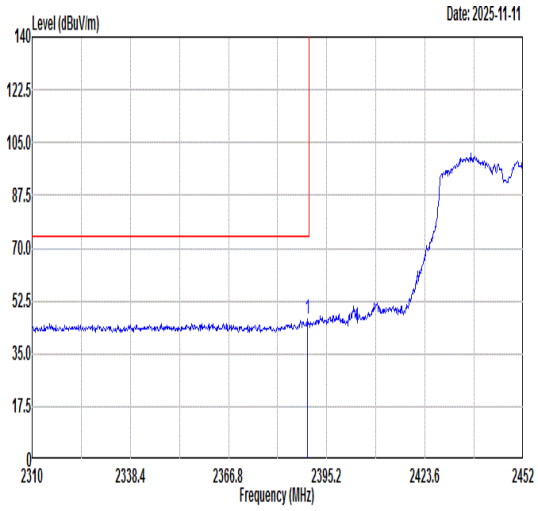 Freq Level Limit Line Margin (dB) Read Level Ant Factor Cable Loss Preamp Factor APos TPos Remark MHz dBuV/m dBuV/m dBuV dB/m dB dB cm deg 1 2389.66 46.49 74.00 -27.51 42.85 32.42 5.36 34.14 296 299 PEAK	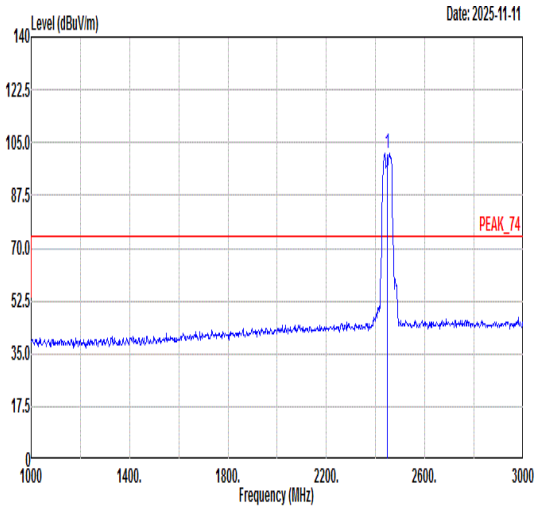 Freq Level Limit Line Margin (dB) Read Level Ant Factor Cable Loss Preamp Factor APos TPos Remark MHz dBuV/m dBuV/m dBuV dB/m dB dB cm deg 1 2447.00 101.62 ------ ------ 97.62 32.53 5.59 34.12 296 299 PEAK
Avg	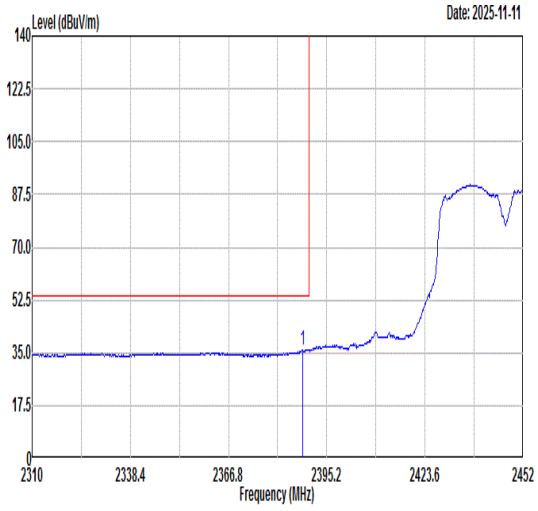 Freq Level Limit Line Margin (dB) Read Level Ant Factor Cable Loss Preamp Factor APos TPos Remark MHz dBuV/m dBuV/m dBuV dB/m dB dB cm deg 1 2388.24 36.01 54.00 -17.99 32.37 32.42 5.36 34.14 296 299 AVERAGE	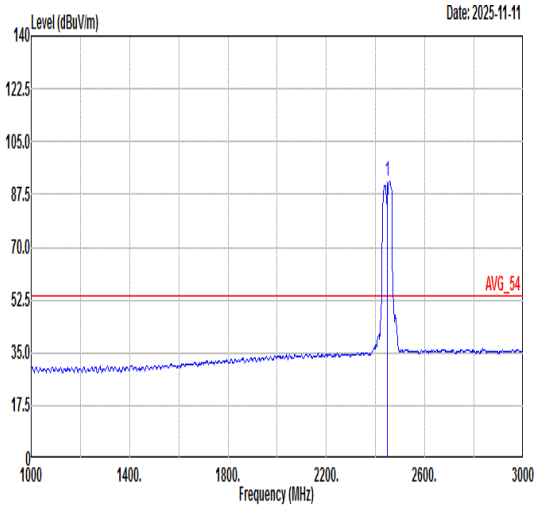 Freq Level Limit Line Margin (dB) Read Level Ant Factor Cable Loss Preamp Factor APos TPos Remark MHz dBuV/m dBuV/m dBuV dB/m dB dB cm deg 1 2447.00 91.69 ------ ------ 87.69 32.53 5.59 34.12 296 299 AVERAGE

Mode	64	
	Band Edge - R	
	2400-2483.5_802.11ax HE40_CH08_2447MHz	
ANT	13+6	
Pol.	Horizontal	Fundamental
Peak	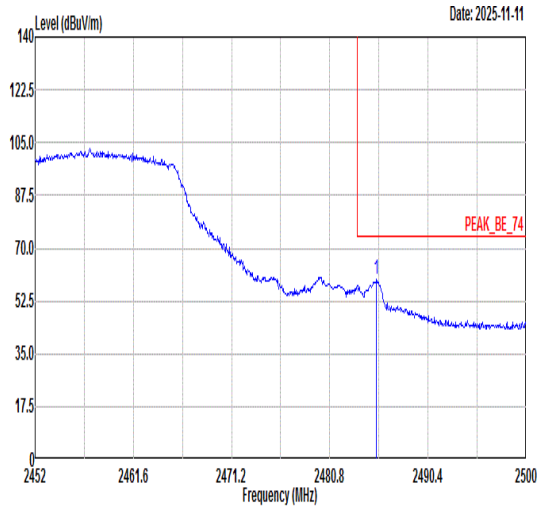 Freq Level Limit Line Margin (dB) Read Level Ant Factor Cable Loss Preamp Factor APos TPos Remark MHz dBuV/m dBuV/m dBuV dB/m dB dB cm deg 1 2485.36 59.51 74.00 -14.49 55.10 32.58 5.94 34.11 296 299 PEAK	Blank
Avg	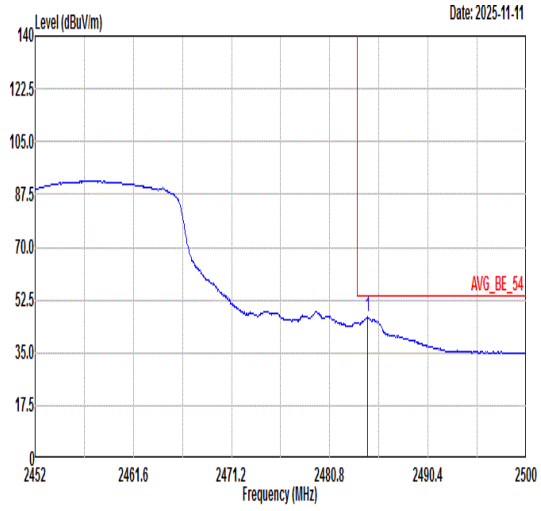 Freq Level Limit Line Margin (dB) Read Level Ant Factor Cable Loss Preamp Factor APos TPos Remark MHz dBuV/m dBuV/m dBuV dB/m dB dB cm deg 1 2484.50 46.78 54.00 -7.22 42.37 32.58 5.94 34.11 296 299 AVERAGE	Blank

Mode	64	
	Band Edge - L	
	2400-2483.5_802.11ax HE40_CH08_2447MHz	
ANT	13+6	
Pol.	Vertical	Fundamental
Peak	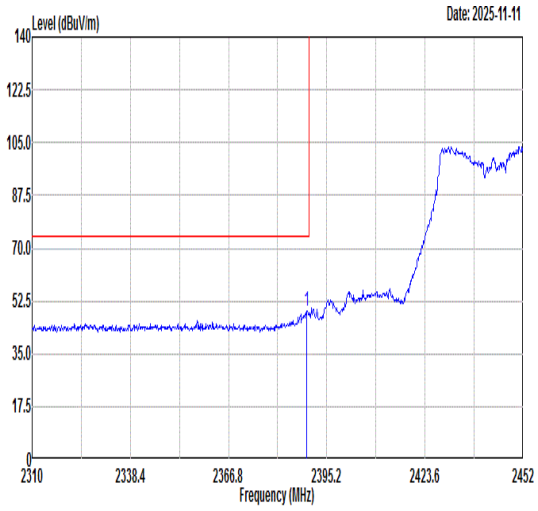 Freq Level Limit Line Margin (dB) Read Level Ant Factor Cable Loss Preamp Factor APos TPos Remark MHz dBuV/m dBuV/m dBuV dB/m dB dB cm deg 1 2389.38 49.33 74.00 -24.67 45.69 32.42 5.36 34.14 100 44 PEAK	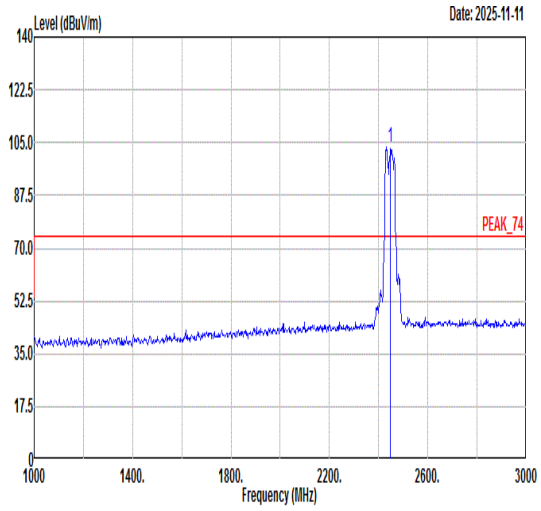 Freq Level Limit Line Margin (dB) Read Level Ant Factor Cable Loss Preamp Factor APos TPos Remark MHz dBuV/m dBuV/m dBuV dB/m dB dB cm deg 1 2447.00 103.44 ------ ------ 99.68 32.49 5.40 34.13 100 44 PEAK
Avg	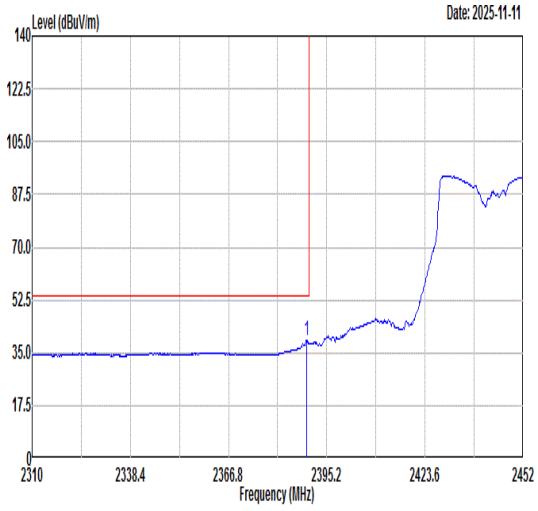 Freq Level Limit Line Margin (dB) Read Level Ant Factor Cable Loss Preamp Factor APos TPos Remark MHz dBuV/m dBuV/m dBuV dB/m dB dB cm deg 1 2389.38 38.96 54.00 -15.04 35.32 32.42 5.36 34.14 100 44 AVERAGE	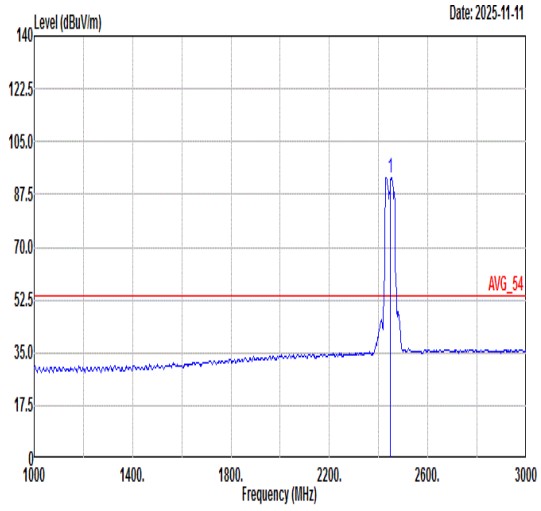 Freq Level Limit Line Margin (dB) Read Level Ant Factor Cable Loss Preamp Factor APos TPos Remark MHz dBuV/m dBuV/m dBuV dB/m dB dB cm deg 1 2447.00 93.12 ------ ------ 89.36 32.49 5.40 34.13 100 44 AVERAGE

Mode	64	
	Band Edge - R	
	2400-2483.5_802.11ax HE40_CH08_2447MHz	
ANT	13+6	
Pol.	Vertical	Fundamental
Peak	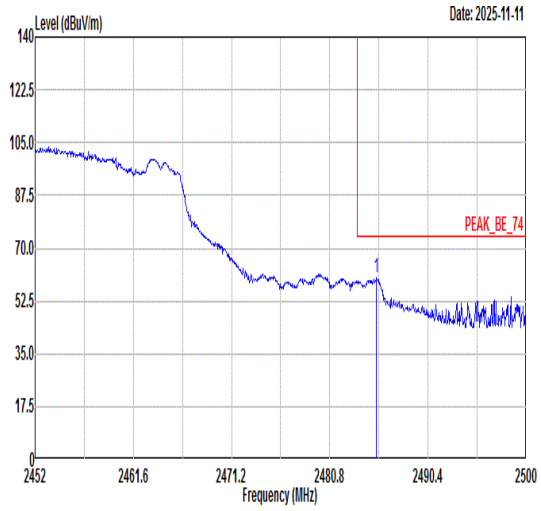 Freq Level Limit Line Margin (dB) Read Level Ant Factor Cable Loss Preamp Factor APos TPos Remark MHz dBuV/m dBuV/m dBuV dB/m dB dB cm deg 1 2485.36 60.25 74.00 -13.75 55.84 32.58 5.94 34.11 100 44 PEAK	Blank
Avg	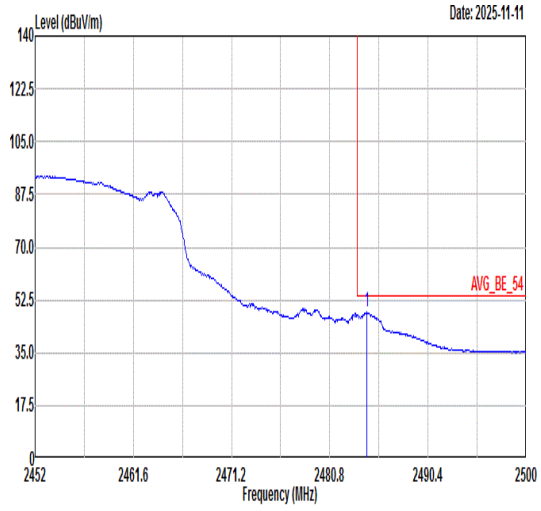 Freq Level Limit Line Margin (dB) Read Level Ant Factor Cable Loss Preamp Factor APos TPos Remark MHz dBuV/m dBuV/m dBuV dB/m dB dB cm deg 1 2484.40 48.46 54.00 -5.54 44.05 32.58 5.94 34.11 100 44 AVERAGE	Blank

Mode	65	
	Band Edge - L	
	2400-2483.5_802.11ax HE40_CH07_2442MHz	
ANT	13+6	
Pol.	Horizontal	Fundamental
Peak	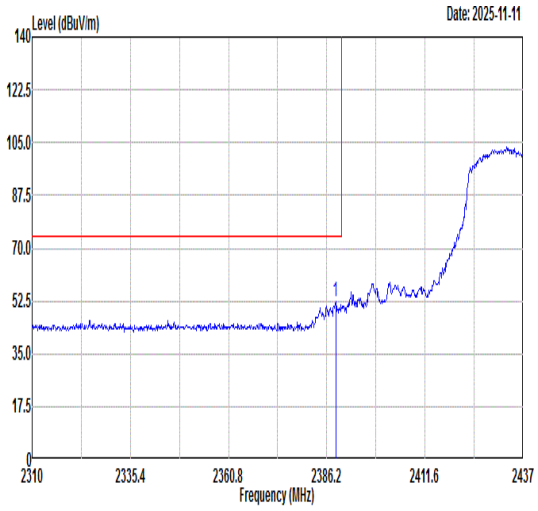 Freq Level Limit Line Margin (dB) Read Level Ant Factor Cable Loss Preamp Factor APos TPos Remark MHz dBuV/m dBuV/m dBuV dB/m dB dB cm deg 1 2388.49 52.05 74.00 -21.95 48.41 32.42 5.36 34.14 292 233 PEAK	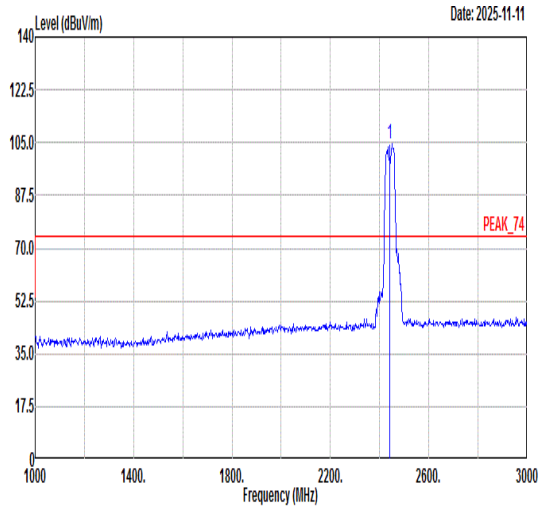 Freq Level Limit Line Margin (dB) Read Level Ant Factor Cable Loss Preamp Factor APos TPos Remark MHz dBuV/m dBuV/m dBuV dB/m dB dB cm deg 1 2442.00 104.37 ------ ------ 100.46 32.52 5.51 34.12 292 233 PEAK
Avg	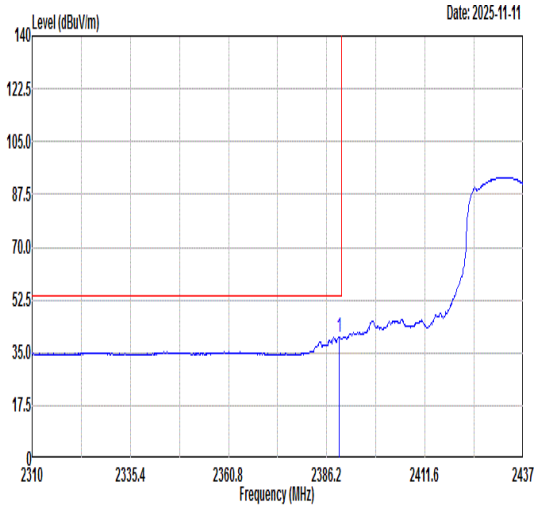 Freq Level Limit Line Margin (dB) Read Level Ant Factor Cable Loss Preamp Factor APos TPos Remark MHz dBuV/m dBuV/m dBuV dB/m dB dB cm deg 1 2389.38 40.38 54.00 -13.62 36.74 32.42 5.36 34.14 292 233 AVERAGE	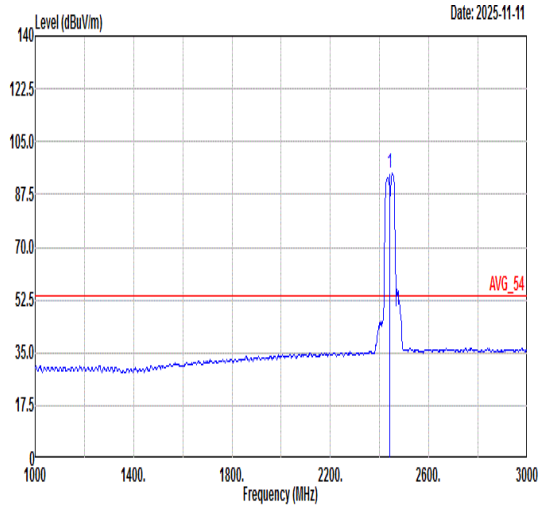 Freq Level Limit Line Margin (dB) Read Level Ant Factor Cable Loss Preamp Factor APos TPos Remark MHz dBuV/m dBuV/m dBuV dB/m dB dB cm deg 1 2442.00 94.34 ------ ------ 90.40 32.52 5.54 34.12 292 233 AVERAGE

Mode	65	
	Band Edge - R	
	2400-2483.5_802.11ax HE40_CH07_2442MHz	
ANT	13+6	
Pol.	Horizontal	Fundamental
Peak	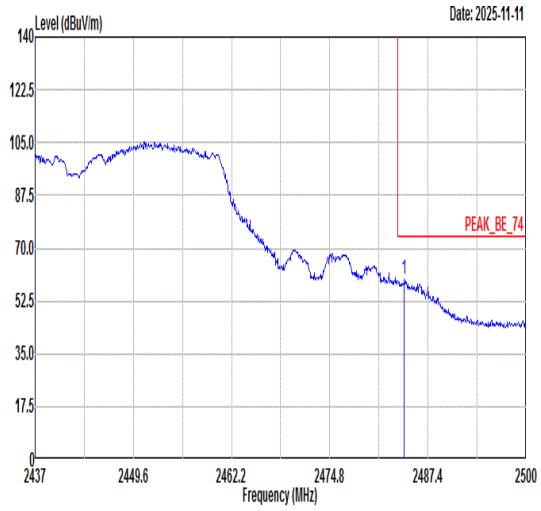 Freq Level Limit Line Margin (dB) Read Level Ant Factor Cable Loss Preamp Factor APos TPos Remark MHz dBuV/m dBuV/m dBuV dB/m dB dB cm deg 1 2484.38 59.66 74.00 -14.34 55.25 32.58 5.94 34.11 292 233 PEAK	Blank
Avg	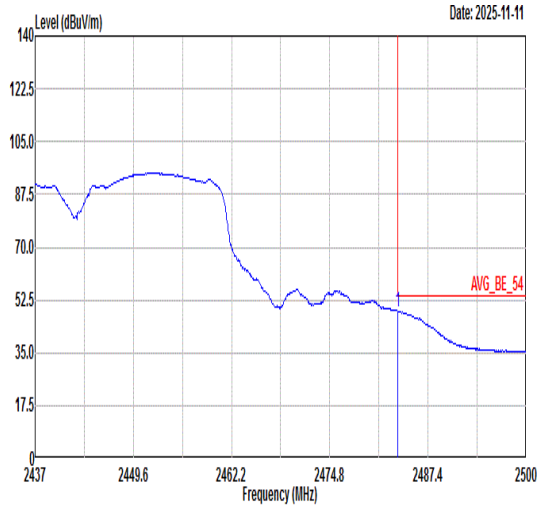 Freq Level Limit Line Margin (dB) Read Level Ant Factor Cable Loss Preamp Factor APos TPos Remark MHz dBuV/m dBuV/m dBuV dB/m dB dB cm deg 1 2483.56 48.79 54.00 -5.21 44.38 32.57 5.95 34.11 292 233 AVERAGE	Blank

Mode	65	
	Band Edge - L	
	2400-2483.5_802.11ax HE40_CH07_2442MHz	
ANT	13+6	
Pol.	Vertical	Fundamental
Peak	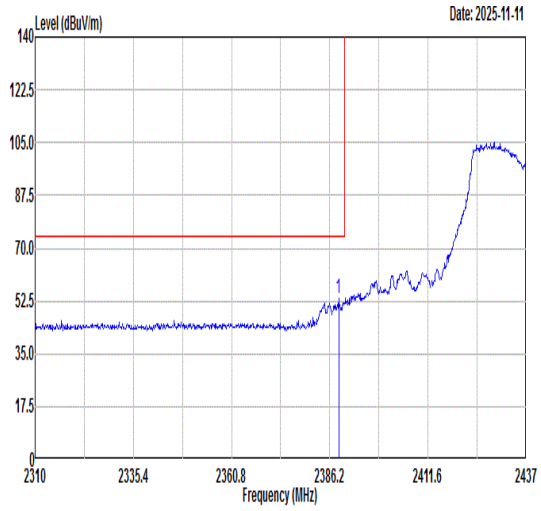 Freq Level Limit Line Margin (dB) Read Level Ant Factor Cable Loss Preamp Factor APos TPos Remark MHz dBuV/m dBuV/m dBuV dB/m dB dB cm deg 1 2388.49 53.30 74.00 -20.70 49.66 32.42 5.36 34.14 100 67 PEAK	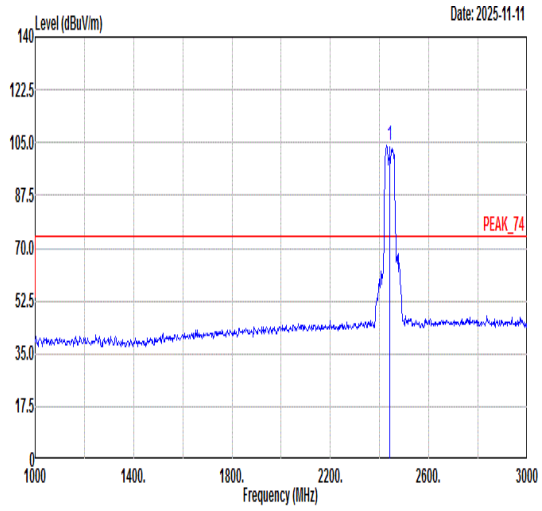 Freq Level Limit Line Margin (dB) Read Level Ant Factor Cable Loss Preamp Factor APos TPos Remark MHz dBuV/m dBuV/m dBuV dB/m dB dB cm deg 1 2442.00 104.23 ------ ------ 100.48 32.48 5.40 34.13 100 67 PEAK
Avg	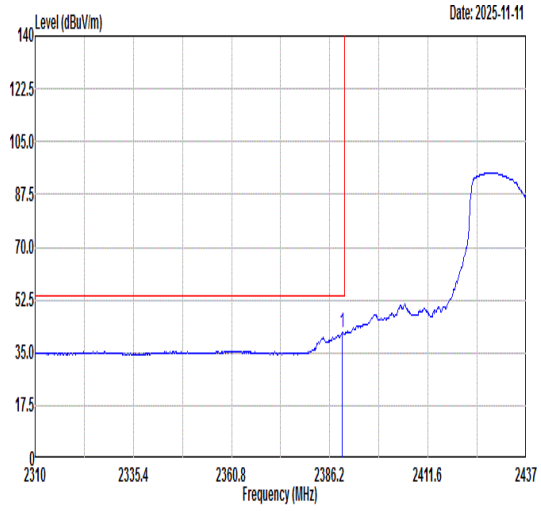 Freq Level Limit Line Margin (dB) Read Level Ant Factor Cable Loss Preamp Factor APos TPos Remark MHz dBuV/m dBuV/m dBuV dB/m dB dB cm deg 1 2389.50 41.75 54.00 -12.25 38.11 32.42 5.36 34.14 100 67 AVERAGE	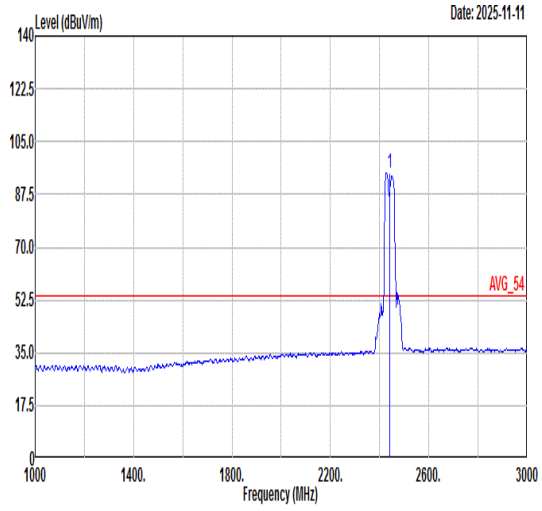 Freq Level Limit Line Margin (dB) Read Level Ant Factor Cable Loss Preamp Factor APos TPos Remark MHz dBuV/m dBuV/m dBuV dB/m dB dB cm deg 1 2442.00 94.53 ------ ------ 90.78 32.48 5.40 34.13 100 67 AVERAGE

Mode	65	
	Band Edge - R	
	2400-2483.5_802.11ax HE40_CH07_2442MHz	
ANT	13+6	
Pol.	Vertical	Fundamental
Peak	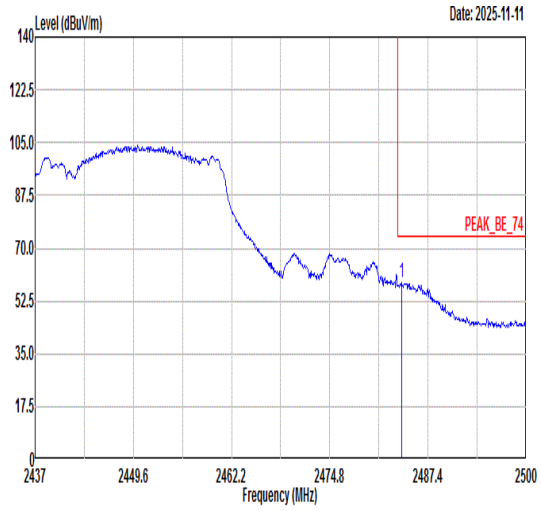 Freq Level Limit Line Margin (dB) Read Level Ant Factor Cable Loss Preamp Factor APos TPos Remark MHz dBuV/m dBuV/m dBuV dB/m dB dB cm deg 1 2484.00 58.45 74.00 -15.55 54.05 32.57 5.94 34.11 100 67 PEAK	Blank
Avg	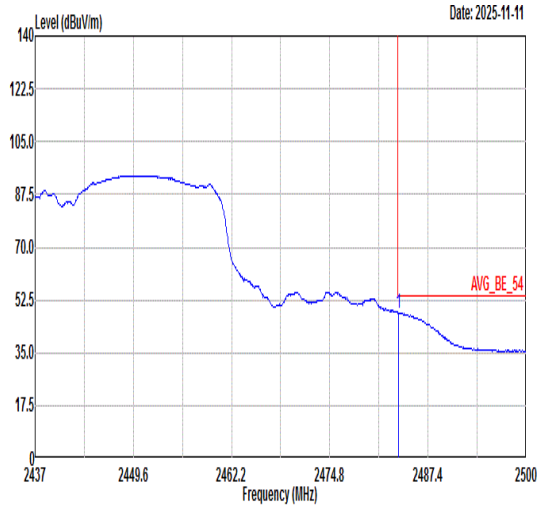 Freq Level Limit Line Margin (dB) Read Level Ant Factor Cable Loss Preamp Factor APos TPos Remark MHz dBuV/m dBuV/m dBuV dB/m dB dB cm deg 1 2483.62 48.30 54.00 -5.70 43.89 32.57 5.95 34.11 100 67 AVERAGE	Blank

Mode	66	
	Band Edge - L	
	2400-2483.5_802.11ac VHT40_CH04_2427MHz	
ANT	13+6	
Pol.	Horizontal	Fundamental
Peak	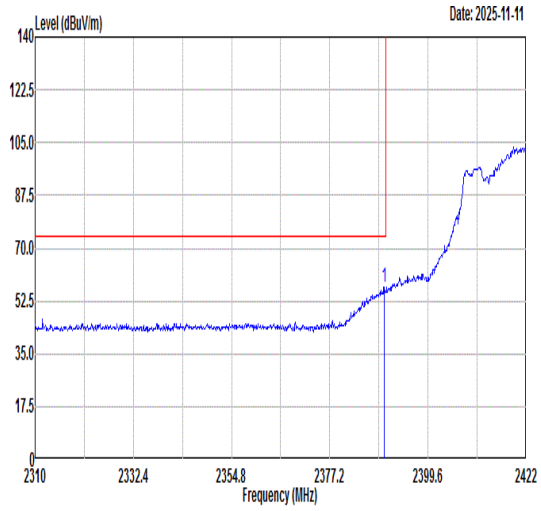 Freq Level Limit Line Margin (dB) Read Level Ant Factor Cable Loss Preamp Factor APos TPos Remark MHz dBuV/m dBuV/m dBuV dB/m dB dB cm deg 1 2389.63 56.98 74.00 -17.02 53.34 32.42 5.36 34.14 291 360 PEAK	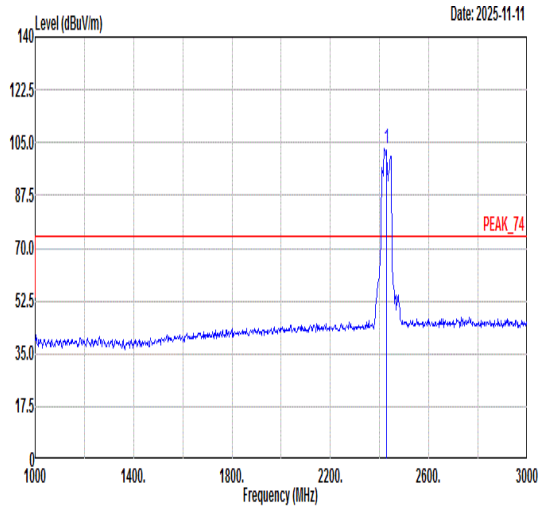 Freq Level Limit Line Margin (dB) Read Level Ant Factor Cable Loss Preamp Factor APos TPos Remark MHz dBuV/m dBuV/m dBuV dB/m dB dB cm deg 1 2427.00 102.89 ------ ------ 99.16 32.47 5.39 34.13 291 360 PEAK
Avg	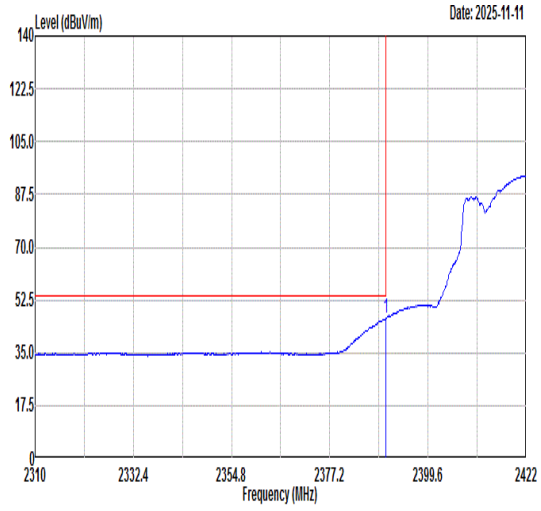 Freq Level Limit Line Margin (dB) Read Level Ant Factor Cable Loss Preamp Factor APos TPos Remark MHz dBuV/m dBuV/m dBuV dB/m dB dB cm deg 1 2389.97 46.42 54.00 -7.58 42.78 32.42 5.36 34.14 291 360 AVERAGE	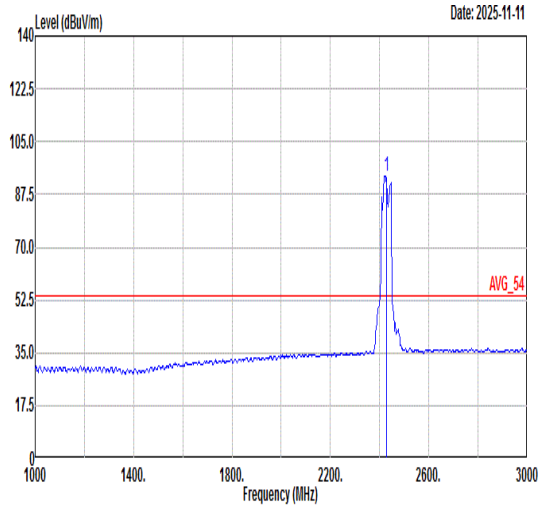 Freq Level Limit Line Margin (dB) Read Level Ant Factor Cable Loss Preamp Factor APos TPos Remark MHz dBuV/m dBuV/m dBuV dB/m dB dB cm deg 1 2427.00 93.57 ------ ------ 89.83 32.48 5.39 34.13 291 360 AVERAGE

Mode	66	
	Band Edge - R	
	2400-2483.5_802.11ac VHT40_CH04_2427MHz	
ANT	13+6	
Pol.	Horizontal	Fundamental
Peak	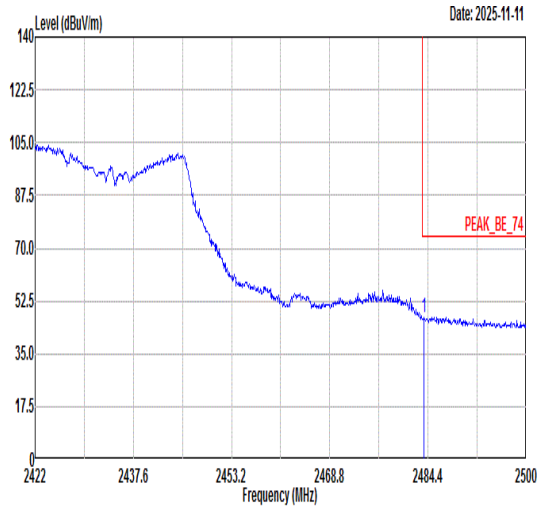 Freq Level Limit Line Margin (dB) Read Level Ant Factor Cable Loss Preamp Factor APos TPos Remark MHz dBuV/m dBuV/m dBuV dB/m dB dB cm deg 1 2483.70 47.17 74.00 -26.83 42.76 32.57 5.95 34.11 291 360 PEAK	Blank
Avg	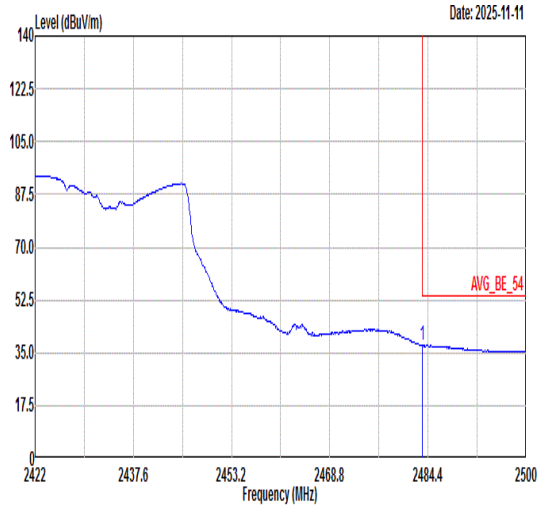 Freq Level Limit Line Margin (dB) Read Level Ant Factor Cable Loss Preamp Factor APos TPos Remark MHz dBuV/m dBuV/m dBuV dB/m dB dB cm deg 1 2483.54 37.37 54.00 -16.63 32.96 32.57 5.95 34.11 291 360 AVERAGE	Blank

Mode	66	
	Band Edge - L	
	2400-2483.5_802.11ac VHT40_CH04_2427MHz	
ANT	13+6	
Pol.	Vertical	Fundamental
Peak	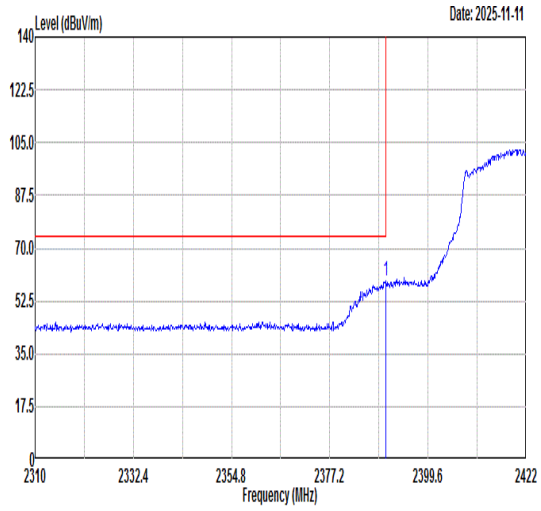 Freq Level Limit Line Margin (dB) Read Level Ant Factor Cable Loss Preamp Factor APos TPos Remark MHz dBuV/m dBuV/m dBuV dB/m dB dB cm deg 1 2389.97 59.23 74.00 -14.77 55.59 32.42 5.36 34.14 127 353 PEAK	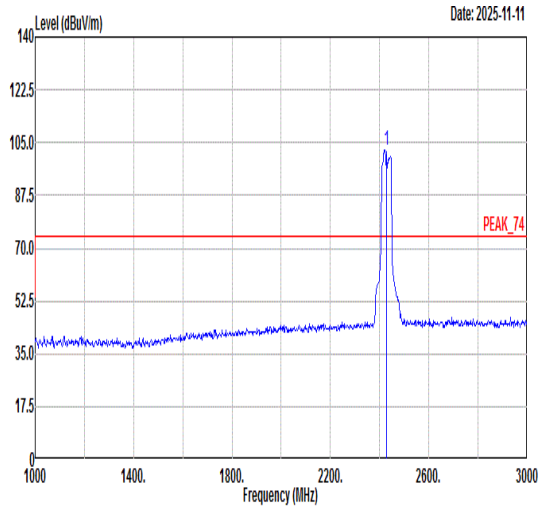 Freq Level Limit Line Margin (dB) Read Level Ant Factor Cable Loss Preamp Factor APos TPos Remark MHz dBuV/m dBuV/m dBuV dB/m dB dB cm deg 1 2427.00 102.56 ------ ------ 98.82 32.48 5.39 34.13 127 353 PEAK
Avg	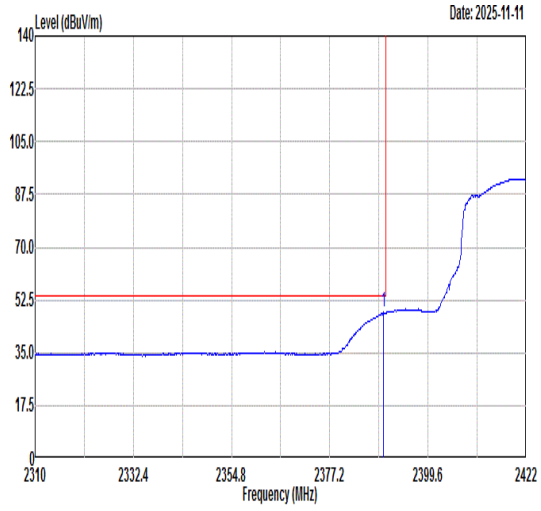 Freq Level Limit Line Margin (dB) Read Level Ant Factor Cable Loss Preamp Factor APos TPos Remark MHz dBuV/m dBuV/m dBuV dB/m dB dB cm deg 1 2389.52 48.45 54.00 -5.55 44.81 32.42 5.36 34.14 127 353 AVERAGE	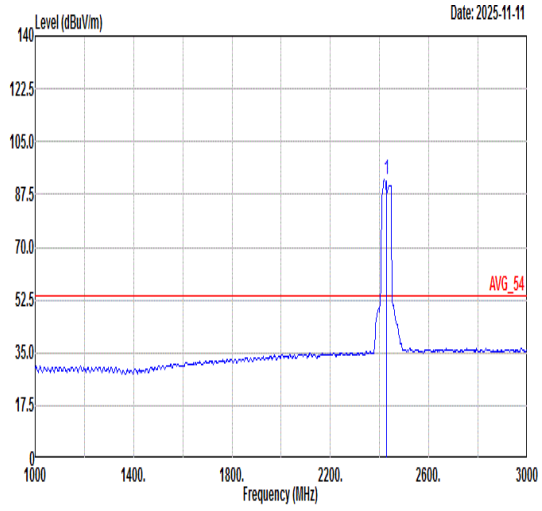 Freq Level Limit Line Margin (dB) Read Level Ant Factor Cable Loss Preamp Factor APos TPos Remark MHz dBuV/m dBuV/m dBuV dB/m dB dB cm deg 1 2427.00 92.39 ------ ------ 88.66 32.47 5.39 34.13 127 353 AVERAGE

Mode	66	
	Band Edge - R	
	2400-2483.5_802.11ac VHT40_CH04_2427MHz	
ANT	13+6	
Pol.	Vertical	Fundamental
Peak	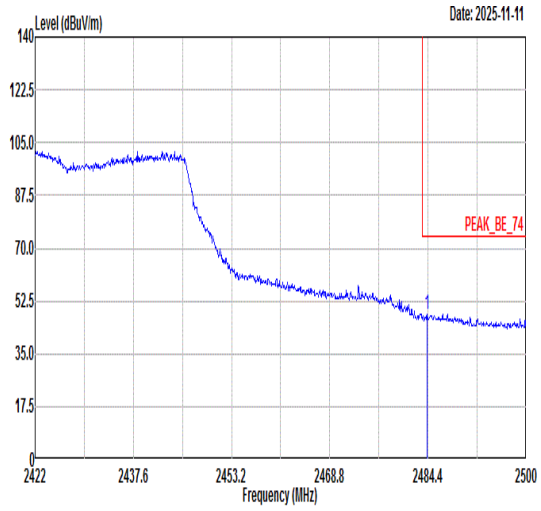 Freq Level Limit Line Margin (dB) Read Level Ant Factor Cable Loss Preamp Factor APos TPos Remark MHz dBuV/m dBuV/m dBuV dB/m dB dB cm deg 1 2484.24 47.92 74.00 -26.08 43.52 32.57 5.94 34.11 127 353 PEAK	Blank
Avg	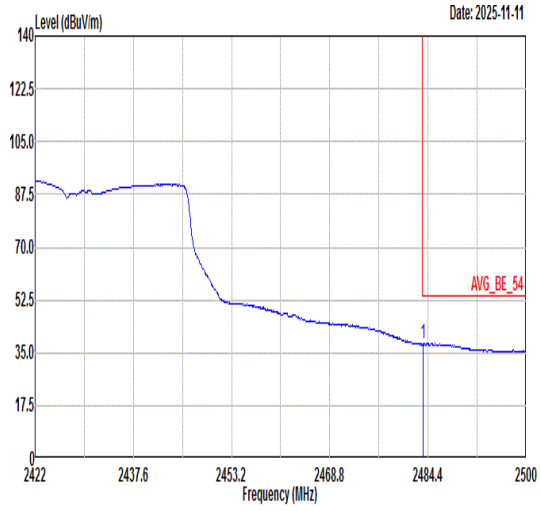 Freq Level Limit Line Margin (dB) Read Level Ant Factor Cable Loss Preamp Factor APos TPos Remark MHz dBuV/m dBuV/m dBuV dB/m dB dB cm deg 1 2483.62 38.01 54.00 -15.99 33.60 32.57 5.95 34.11 127 353 AVERAGE	Blank

Appendix D. Duty Cycle Plots

Ant	Band	Duty Cycle(%)	T(ms)	1/T(kHz)	VBW Setting
Ant 6	802.11b	100	-	-	10Hz
Ant 6	802.11g	99.05	-	-	10Hz
Ant 6	802.11n HT20	99.82	-	-	10Hz
Ant 6	802.11n HT40	99.63	-	-	10Hz
Ant 6	802.11ax HE20	99.63	-	-	10Hz
Ant 6	802.11ax HE40	99.63	-	-	10Hz
Ant 6	802.11be EHE20	99.63	-	-	10Hz
Ant 6	802.11be EHE20 Small RU 52+26	99.63	-	-	10Hz
Ant 6	802.11be EHE40	99.54	-	-	10Hz
Ant 13	802.11b	100	-	-	10Hz
Ant 13	802.11g	99.53	-	-	10Hz
Ant 13	802.11n HT20	99.63	-	-	10Hz
Ant 13	802.11n HT40	99.82	-	-	10Hz
Ant 13	802.11ax HE20	99.63	-	-	10Hz
Ant 13	802.11ax HE40	99.63	-	-	10Hz
Ant 13	802.11be EHE20	99.63	-	-	10Hz
Ant 13	802.11be EHE20 Small RU 52+26	99.64	-	-	10Hz
Ant 13	802.11be EHE40	99.56	-	-	10Hz

<Ant 6>

802.11b

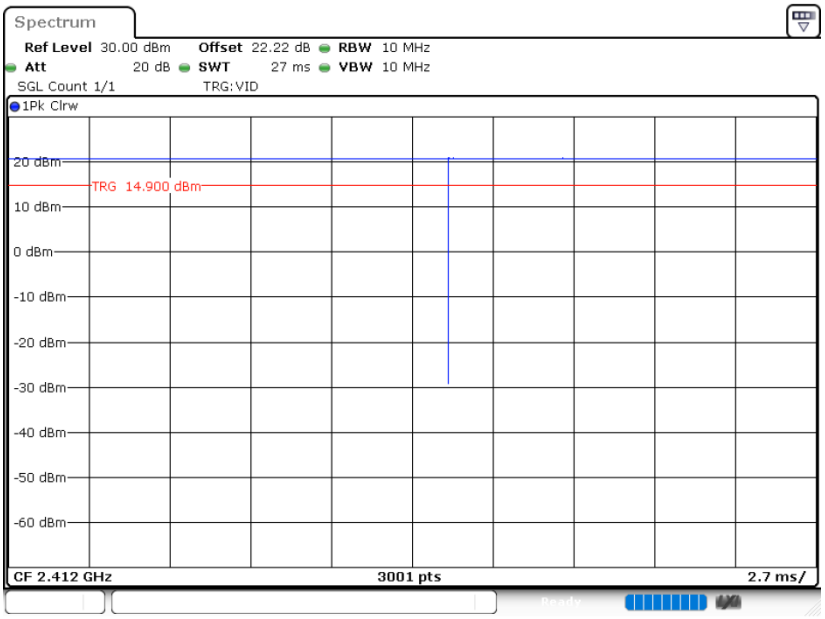

Date: 14.OCT.2025 23:27:25

802.11g

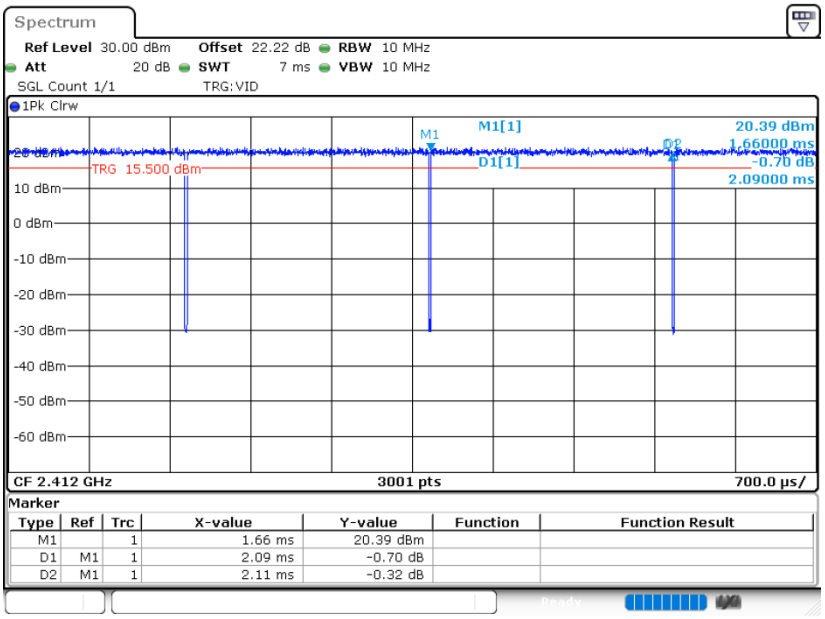

Date: 14.OCT.2025 23:28:17

802.11n HT20

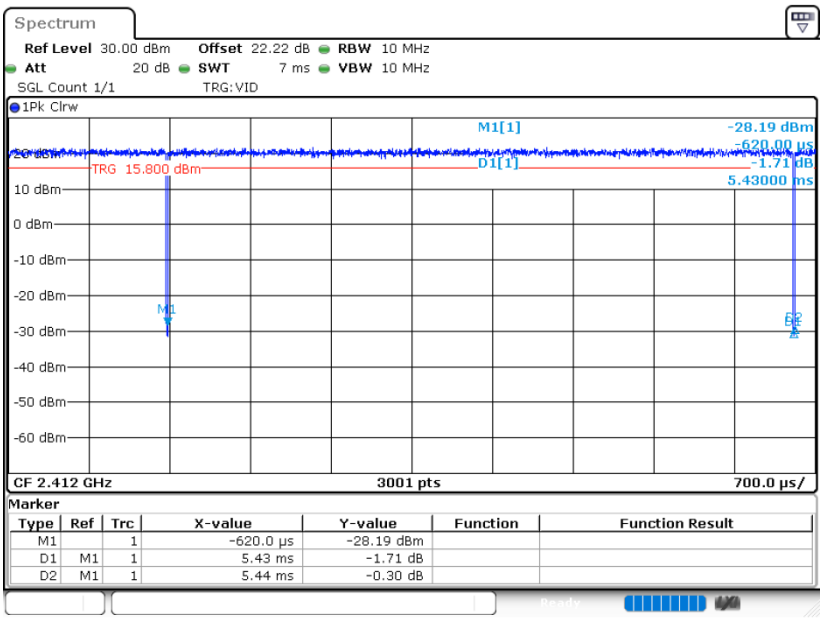

Date: 14.OCT.2025 23:29:11

802.11n HT40

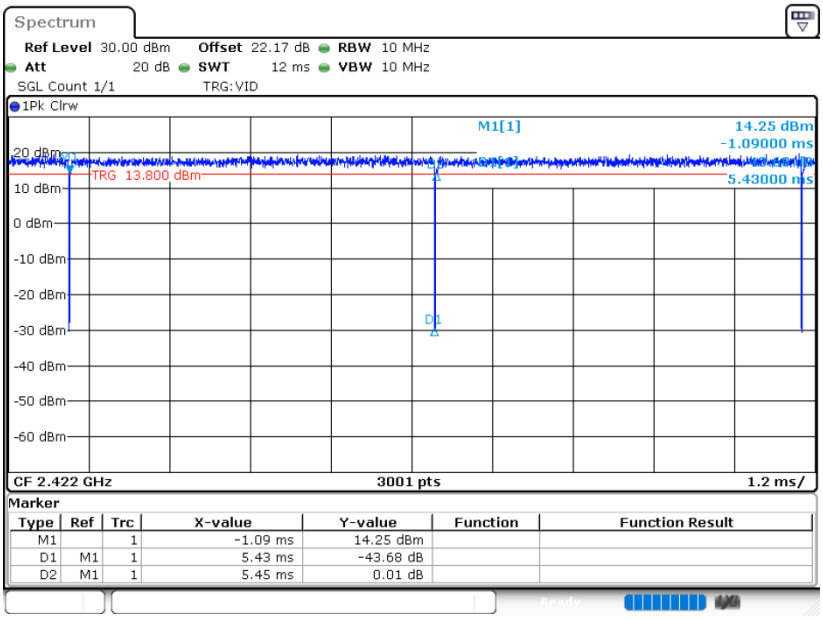

Date: 14.OCT.2025 23:31:46

802.11ax HE20

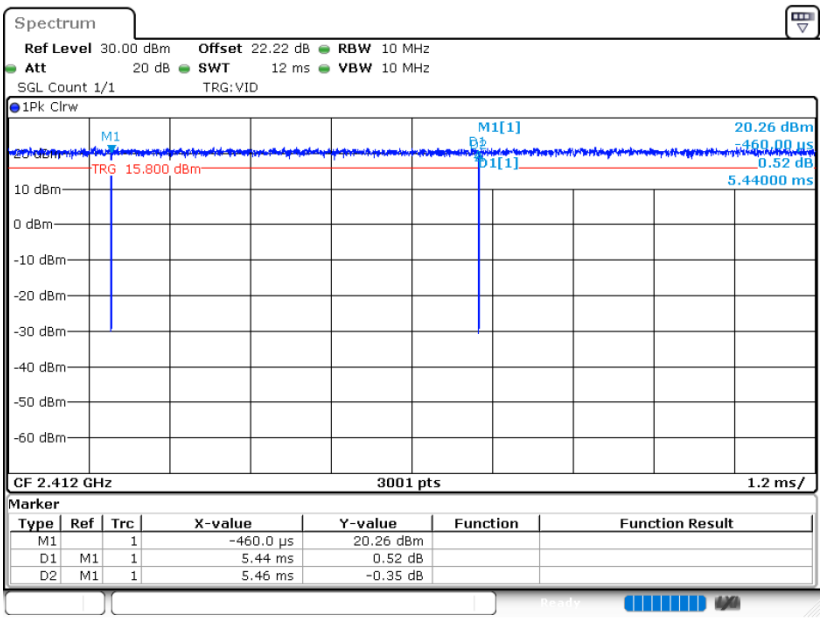

Date: 14.OCT.2025 23:32:51

802.11ax HE40

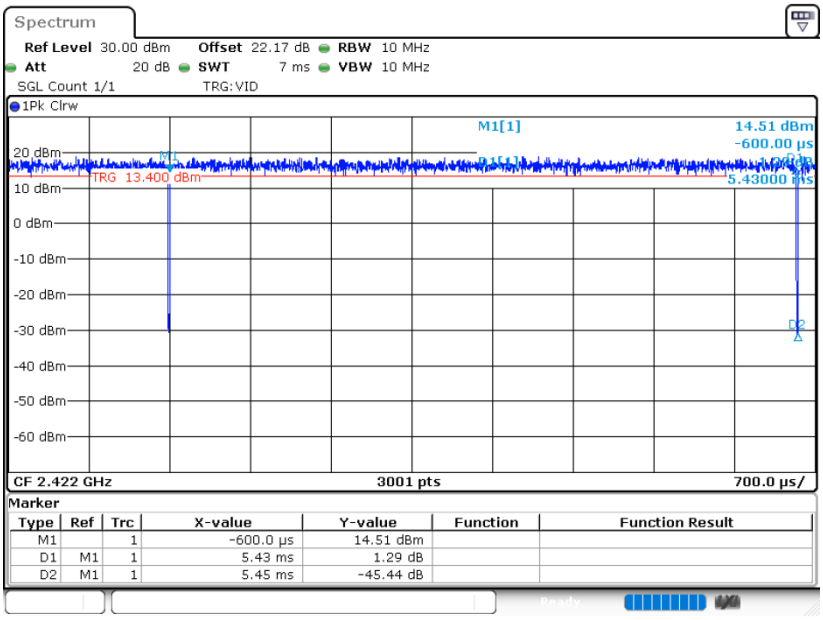

Date: 14.OCT.2025 23:33:44

802.11be EHT20

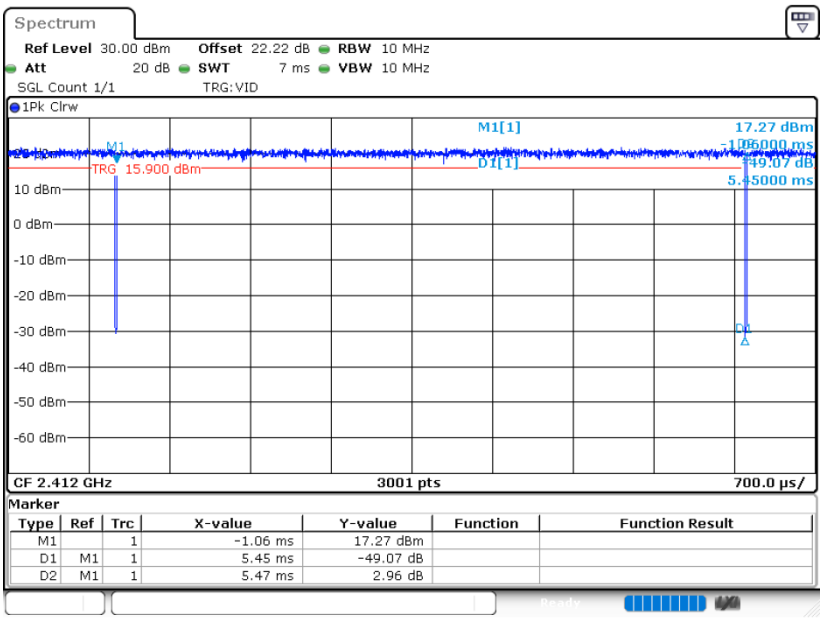

Date: 14.OCT.2025 23:36:26

802.11be EHT20 Small RU

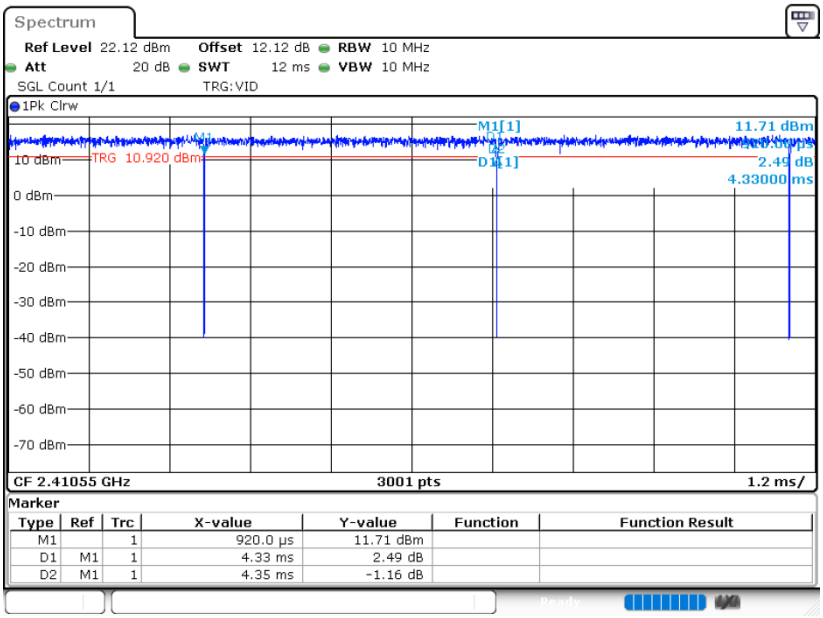

Date: 25.OCT.2025 04:18:12

802.11be EHT40

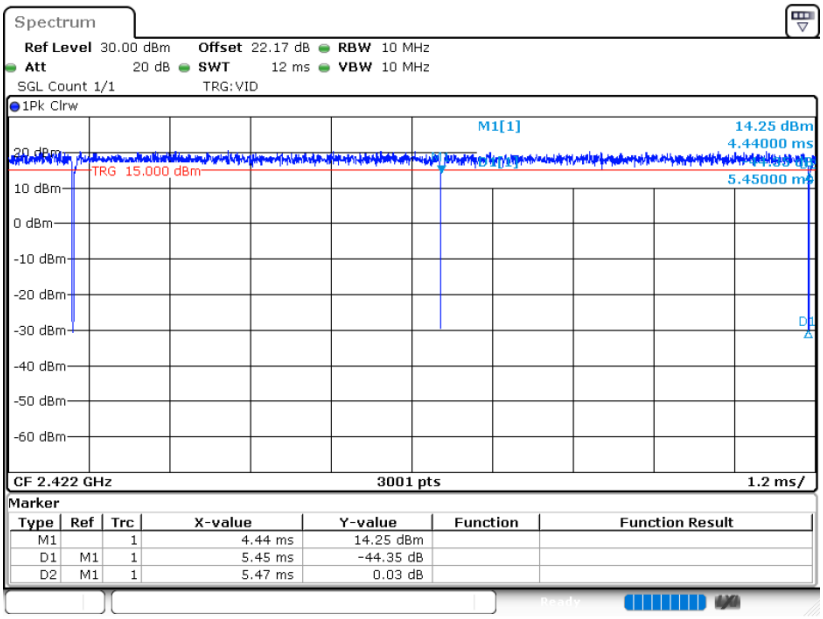

Date: 14.OCT.2025 23:37:32

<Ant 13>

802.11b

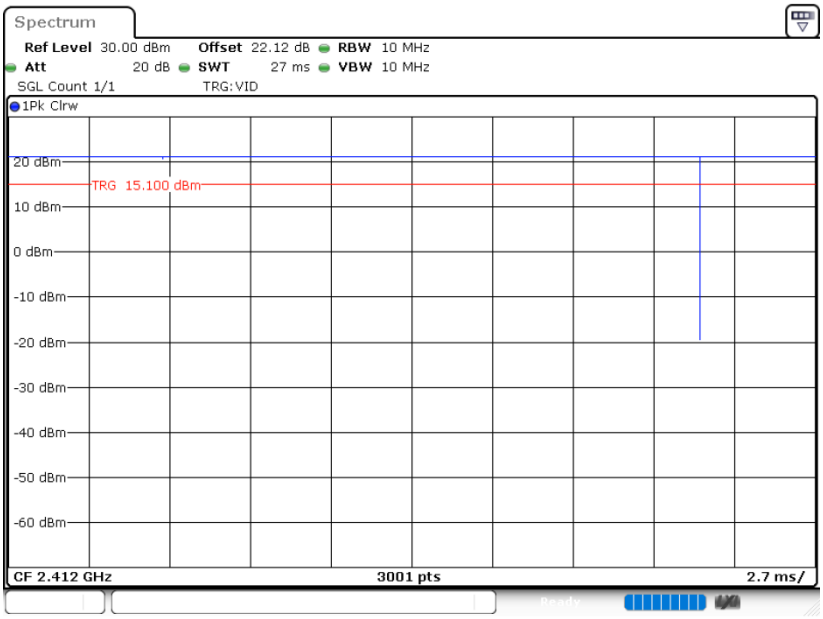

Date: 14.OCT.2025 23:26:58

802.11g

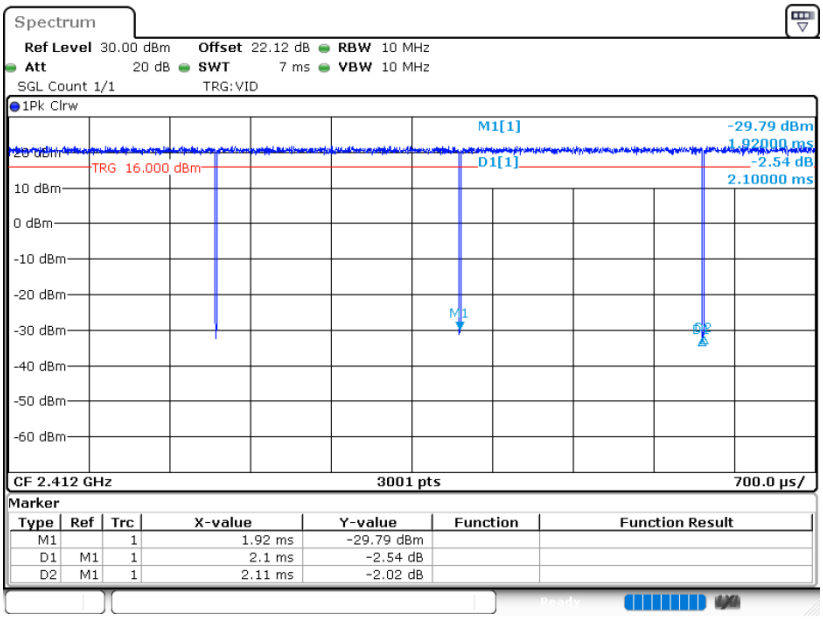

Date: 14.OCT.2025 23:27:58

802.11n HT20

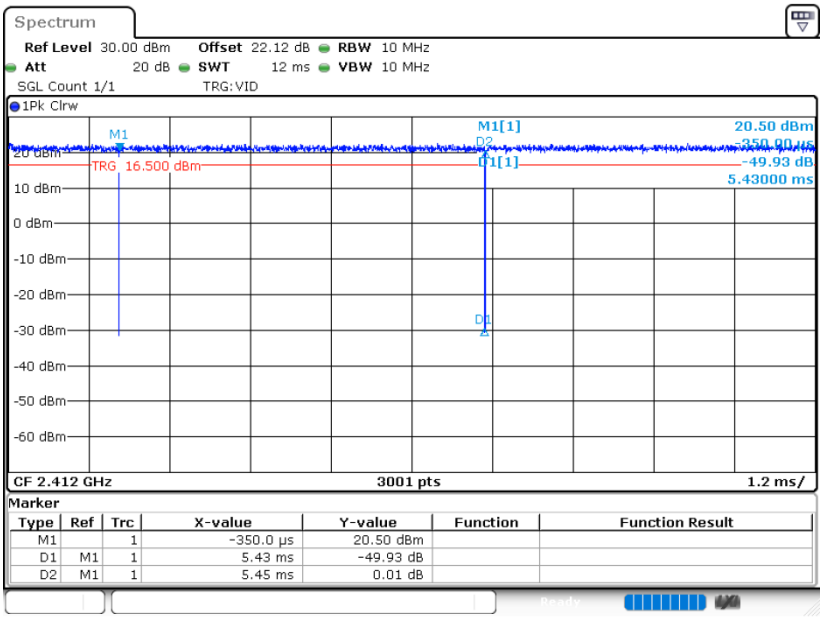

Date: 14.OCT.2025 23:28:51

802.11n HT40

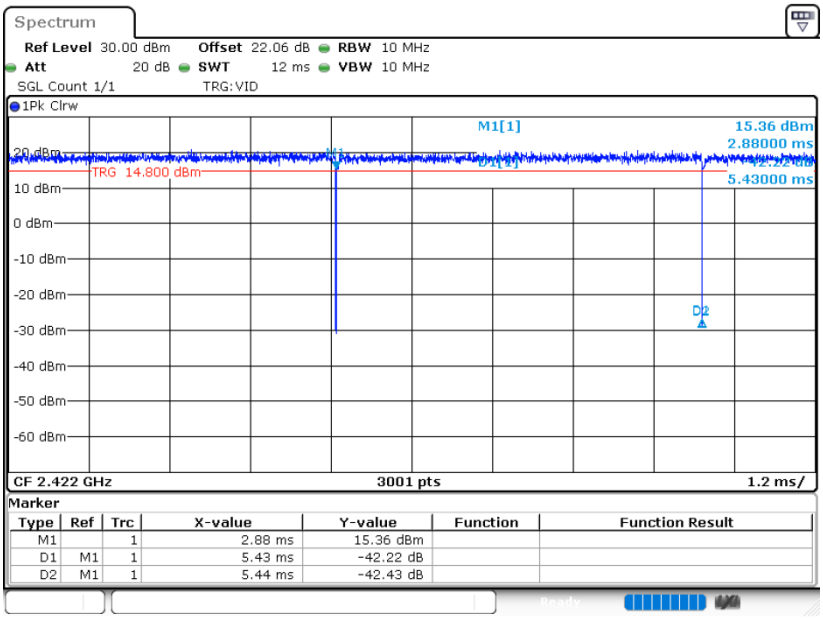

Date: 14.OCT.2025 23:31:24

802.11ax HE20

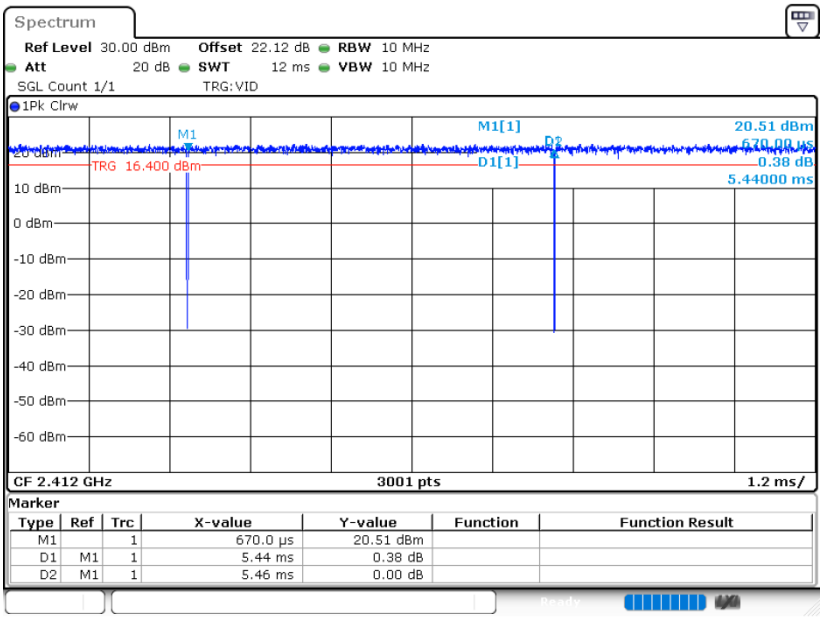

Date: 14.OCT.2025 23:32:29

802.11ax HE40

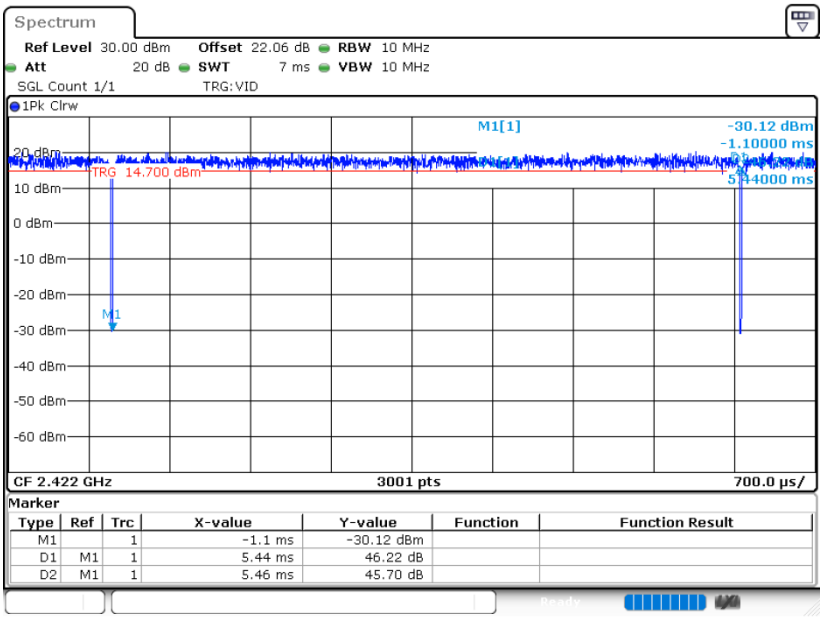

Date: 14.OCT.2025 23:33:25

802.11be EHT20

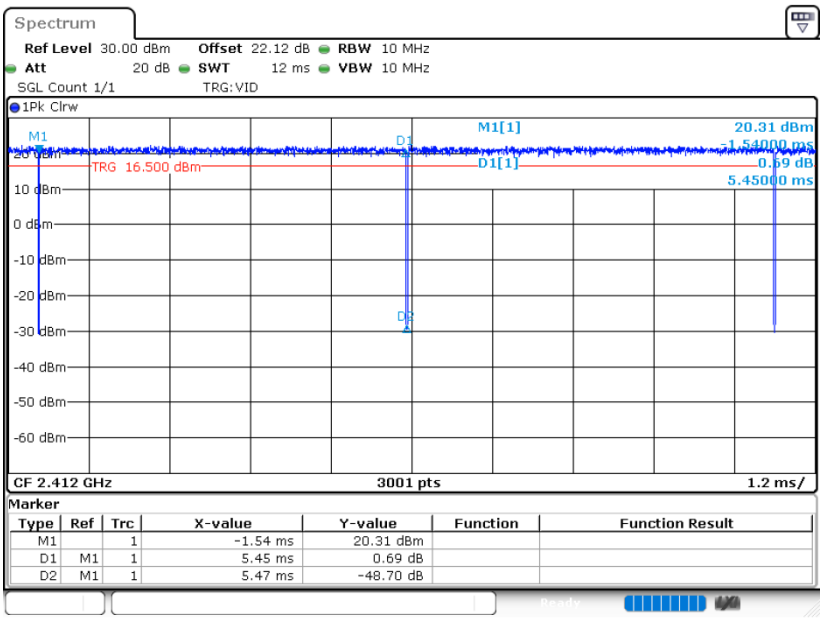

Date: 14.OCT.2025 23:36:07

802.11be EHT20 Small RU

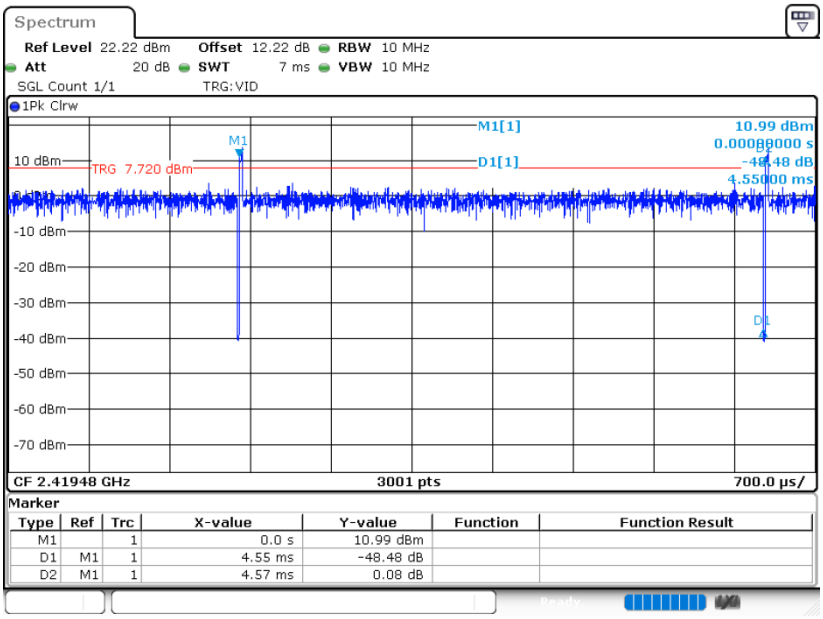

Date: 25.OCT.2025 04:16:56

802.11be EHT40

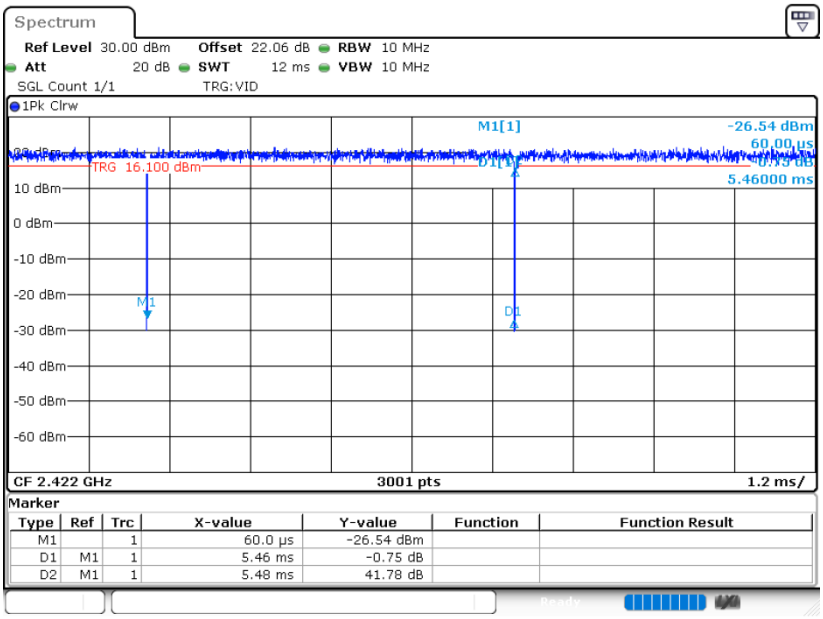

Date: 14.OCT.2025 23:37:09