Mode	18	
	Band Edge	
	U-NII-2C_5.47-5.725_802.11n HT20_CH140_5700MHz	
ANT	9+8	
Pol.	Vertical	Fundamental
Peak	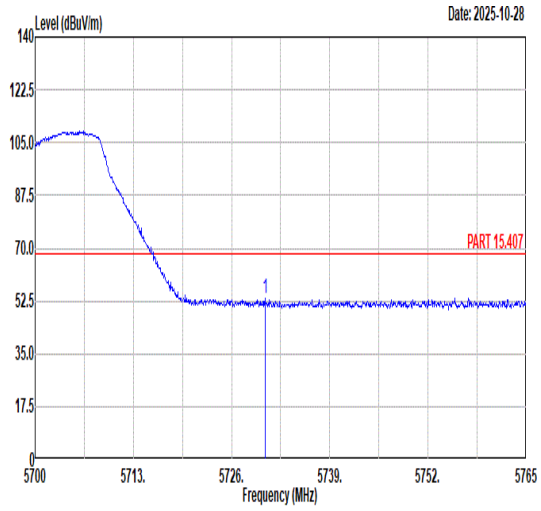 Freq Level Limit Line Margin (dB) Read Level Ant Factor Cable Loss Preamp Factor APos TPos Remark MHz dBuV/m dBuV/m dBuV dB/m dB dB cm deg 1 5730.42 53.18 68.30 -15.12 38.73 36.37 10.87 32.79 264 62 PEAK	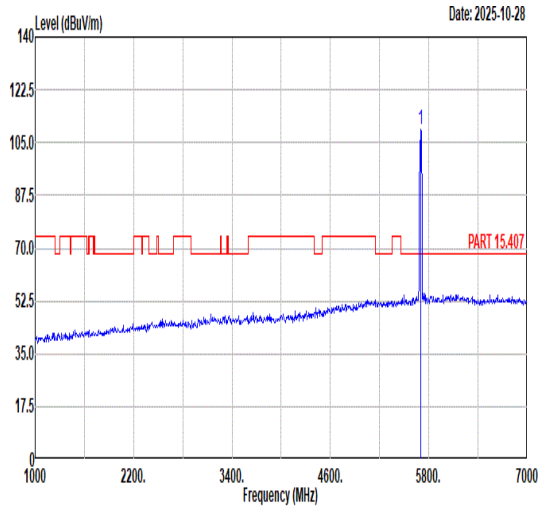 Freq Level Limit Line Margin (dB) Read Level Ant Factor Cable Loss Preamp Factor APos TPos Remark MHz dBuV/m dBuV/m dBuV dB/m dB dB cm deg 1 5700.00 109.15 ------ ------ 94.71 36.33 10.89 32.78 264 62 PEAK
Avg	Blank	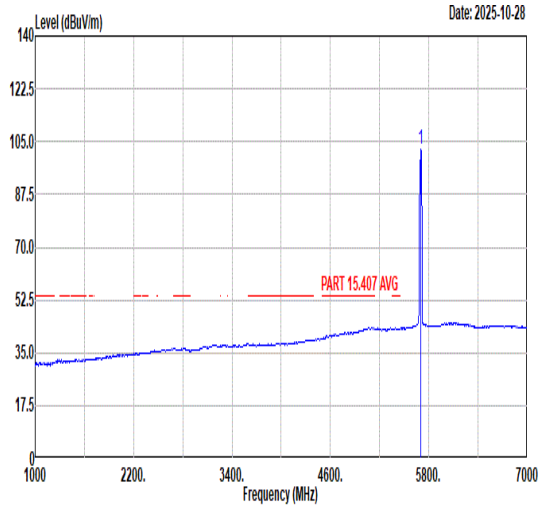 Freq Level Limit Line Margin (dB) Read Level Ant Factor Cable Loss Preamp Factor APos TPos Remark MHz dBuV/m dBuV/m dBuV dB/m dB dB cm deg 1 5700.00 102.50 ------ ------ 88.06 36.33 10.89 32.78 264 62 AVERAGE

Mode	18	
	Harmonic	
	U-NII-2C_5.47-5.725_802.11n HT20_CH140_5700MHz	
ANT	9+8	
Pol.	Horizontal	Vertical
Peak Avg	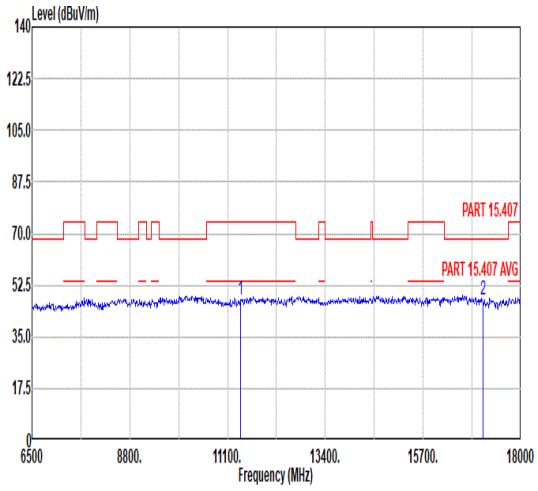 Freq Level Limit Line Margin Read Level Ant Factor Cable Loss Preamp Factor APos TPos Remark MHz dBuV/m dBuV/m dB dBuV dB/m dB dB cm deg 1 11400.00 47.65 74.00 -26.35 45.02 38.18 14.87 50.42 --- --- Peak 2 17100.00 47.63 68.30 -20.67 39.48 42.81 18.06 52.72 --- --- Peak	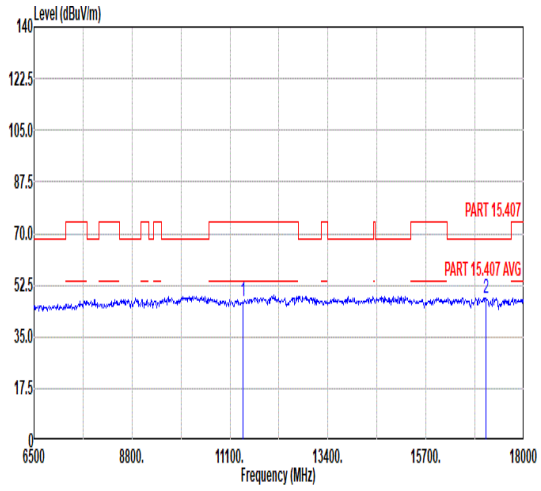 Freq Level Limit Line Margin Read Level Ant Factor Cable Loss Preamp Factor APos TPos Remark MHz dBuV/m dBuV/m dB dBuV dB/m dB dB cm deg 1 11400.00 46.90 74.00 -27.10 44.27 38.18 14.87 50.42 --- --- Peak 2 17100.00 47.96 68.30 -20.34 39.81 42.81 18.06 52.72 --- --- Peak

Mode	19	
	Band Edge - L	
	U-NII-1_5.15-5.25_802.11n HT40_CH38_5190MHz	
ANT	9+8	
Pol.	Horizontal	Fundamental
Peak	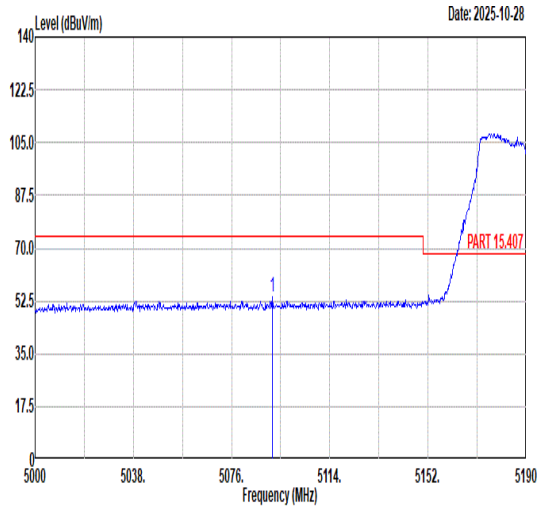 Freq Level Limit Line Margin (dB) Read Level Ant Factor Cable Loss Preamp Factor APos TPos Remark MHz dBuV/m dBuV/m dBuV dB/m dB dB cm deg 1 5091.77 53.86 74.00 -20.14 40.03 35.84 10.61 32.62 254 61 PEAK	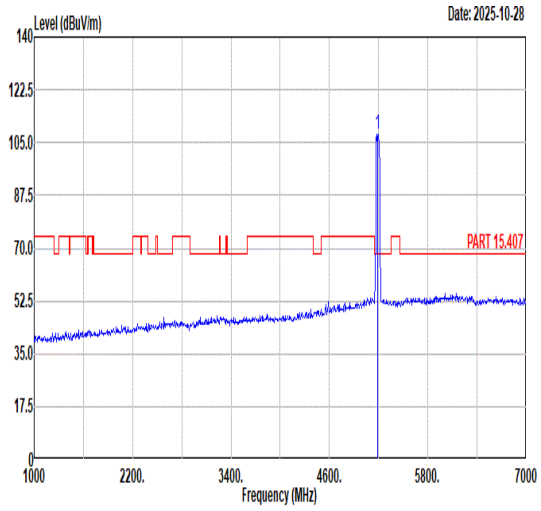 Freq Level Limit Line Margin (dB) Read Level Ant Factor Cable Loss Preamp Factor APos TPos Remark MHz dBuV/m dBuV/m dBuV dB/m dB dB cm deg 1 5190.00 107.58 ------ ------ 93.92 35.88 10.42 32.64 254 61 PEAK
Avg	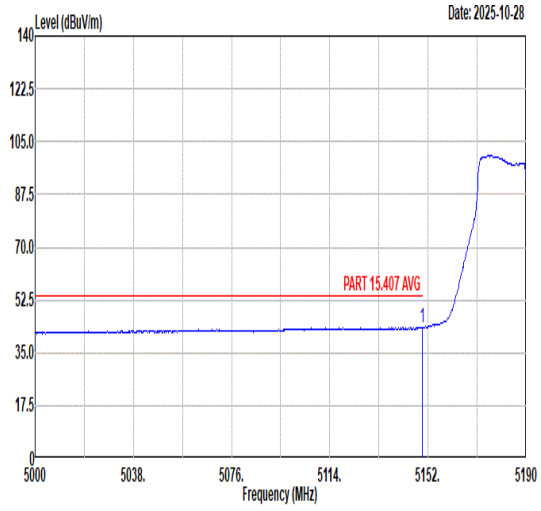 Freq Level Limit Line Margin (dB) Read Level Ant Factor Cable Loss Preamp Factor APos TPos Remark MHz dBuV/m dBuV/m dBuV dB/m dB dB cm deg 1 5149.91 43.48 54.00 -10.52 29.74 35.86 10.51 32.63 254 61 AVERAGE	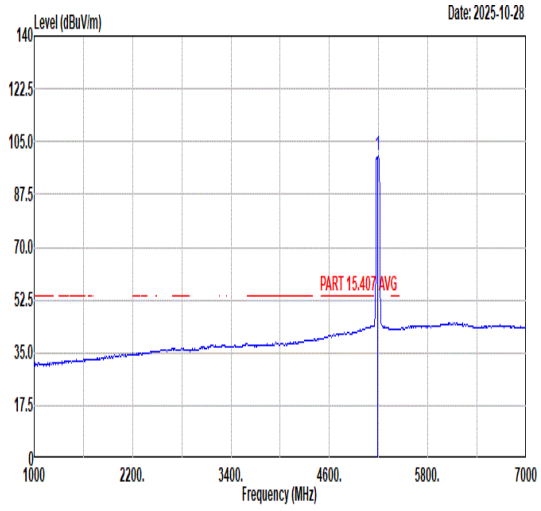 Freq Level Limit Line Margin (dB) Read Level Ant Factor Cable Loss Preamp Factor APos TPos Remark MHz dBuV/m dBuV/m dBuV dB/m dB dB cm deg 1 5190.00 100.28 ------ ------ 86.62 35.88 10.42 32.64 254 61 AVERAGE

Mode	19	
	Band Edge - R	
	U-NII-1_5.15-5.25_802.11n HT40_CH38_5190MHz	
ANT	9+8	
Pol.	Horizontal	Fundamental
Peak	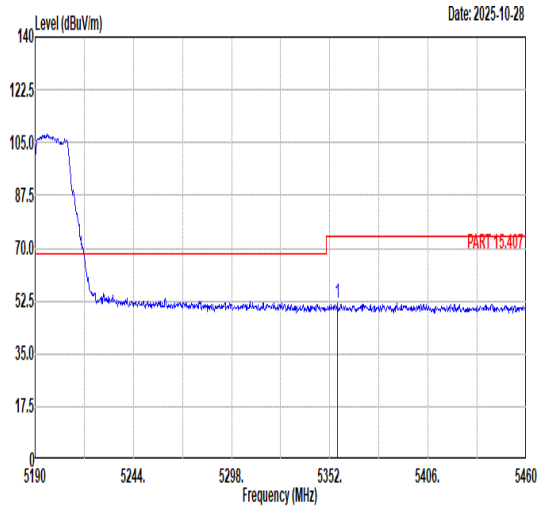 Freq Level Limit Line Margin (dB) Read Level Ant Factor Cable Loss Preamp Factor APos TPos Remark MHz dBuV/m dBuV/m dBuV dB/m dB dB cm deg 1 5356.05 51.79 74.00 -22.21 37.97 35.94 10.55 32.67 254 61 PEAK	Blank
Avg	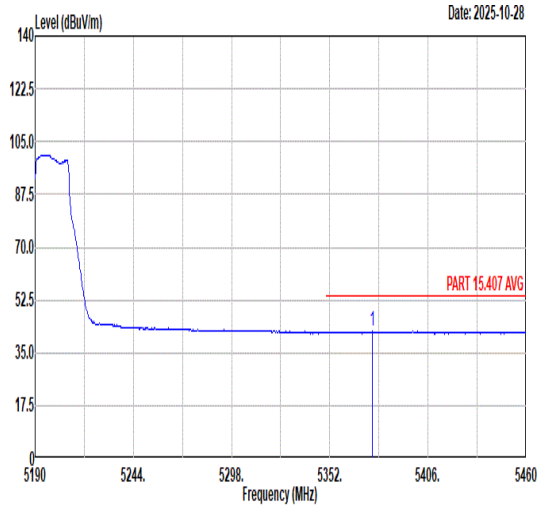 Freq Level Limit Line Margin (dB) Read Level Ant Factor Cable Loss Preamp Factor APos TPos Remark MHz dBuV/m dBuV/m dBuV dB/m dB dB cm deg 1 5375.22 42.11 54.00 -11.89 28.31 35.95 10.53 32.68 254 61 AVERAGE	Blank

Mode	19	
	Band Edge - L	
	U-NII-1_5.15-5.25_802.11n HT40_CH38_5190MHz	
ANT	9+8	
Pol.	Vertical	Fundamental
Peak	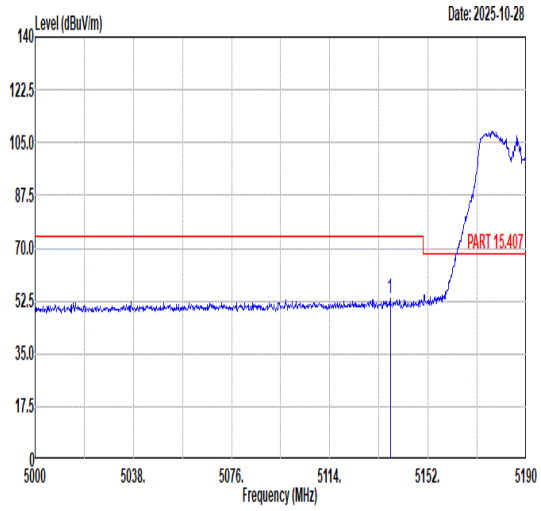 Freq Level Limit Line Margin (dB) Read Level Ant Factor Cable Loss Preamp Factor APos TPos Remark MHz dBuV/m dBuV/m dBuV dB/m dB dB cm deg 1 5137.37 53.14 74.00 -20.86 39.38 35.85 10.54 32.63 254 67 PEAK	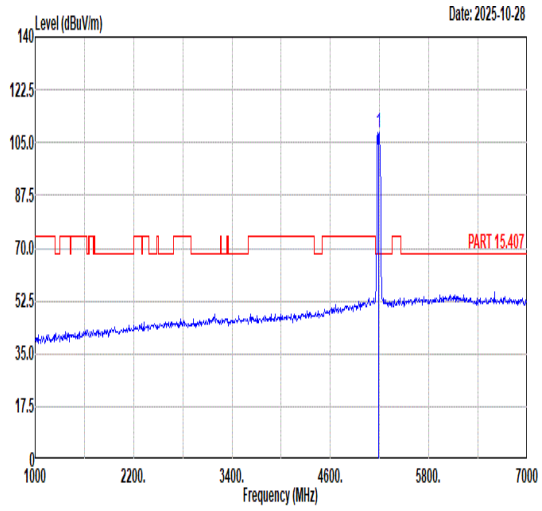 Freq Level Limit Line Margin (dB) Read Level Ant Factor Cable Loss Preamp Factor APos TPos Remark MHz dBuV/m dBuV/m dBuV dB/m dB dB cm deg 1 5190.00 108.46 ------ ------ 94.77 35.87 10.46 32.64 254 67 PEAK
Avg	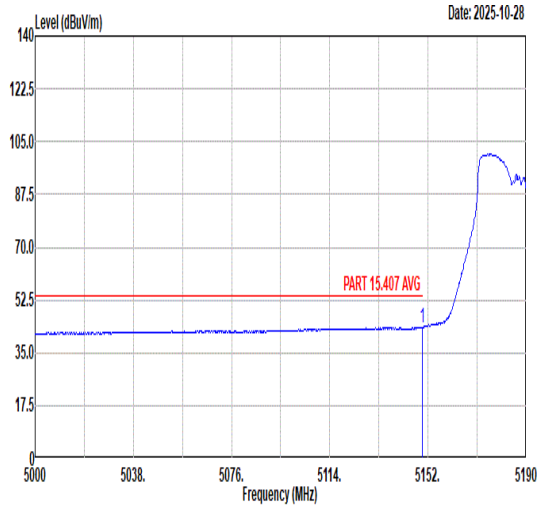 Freq Level Limit Line Margin (dB) Read Level Ant Factor Cable Loss Preamp Factor APos TPos Remark MHz dBuV/m dBuV/m dBuV dB/m dB dB cm deg 1 5149.91 43.50 54.00 -10.50 29.76 35.86 10.51 32.63 254 67 AVERAGE	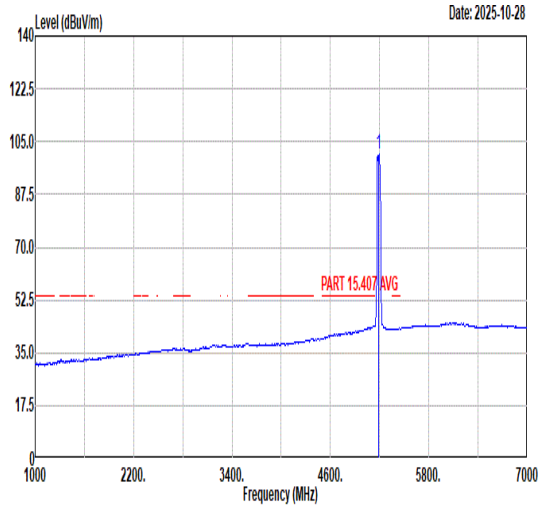 Freq Level Limit Line Margin (dB) Read Level Ant Factor Cable Loss Preamp Factor APos TPos Remark MHz dBuV/m dBuV/m dBuV dB/m dB dB cm deg 1 5190.00 101.03 ------ ------ 87.37 35.88 10.42 32.64 254 67 AVERAGE

Mode	19	
	Band Edge - R	
	U-NII-1_5.15-5.25_802.11n HT40_CH38_5190MHz	
ANT	9+8	
Pol.	Vertical	Fundamental
Peak	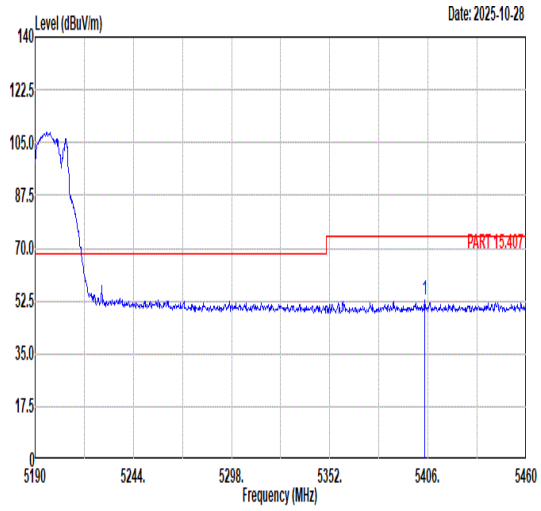 Freq Level Limit Line Margin (dB) Read Level Ant Factor Cable Loss Preamp Factor APos TPos Remark MHz dBuV/m dBuV/m dBuV dB/m dB dB cm deg 1 5404.11 52.77 74.00 -21.23 38.99 35.96 10.50 32.68 254 67 PEAK	Blank
Avg	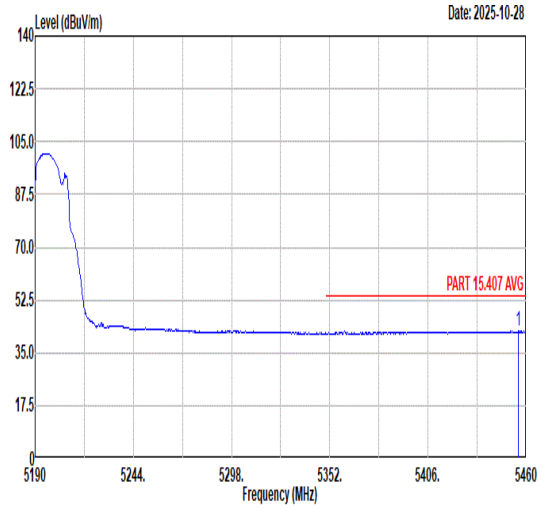 Freq Level Limit Line Margin (dB) Read Level Ant Factor Cable Loss Preamp Factor APos TPos Remark MHz dBuV/m dBuV/m dBuV dB/m dB dB cm deg 1 5455.68 42.11 54.00 -11.89 28.28 35.98 10.54 32.69 254 67 AVERAGE	Blank

Mode	20	
	Band Edge - L	
	U-NII-1_5.15-5.25_802.11n HT40_CH46_5230MHz	
ANT	9+8	
Pol.	Horizontal	Fundamental
Peak	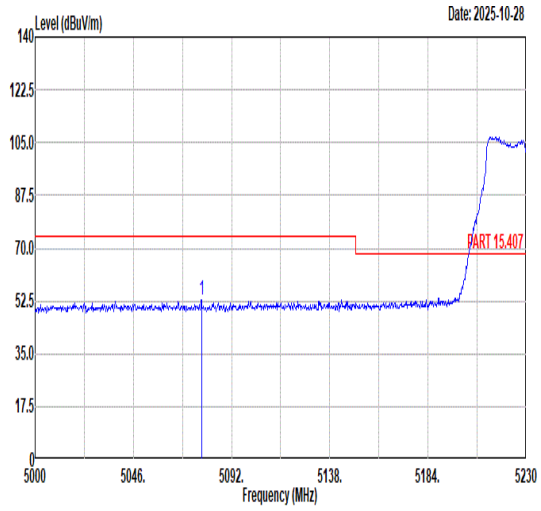 Freq Level Limit Line Margin (dB) Read Level Ant Factor Cable Loss Preamp Factor APos TPos Remark MHz dBuV/m dBuV/m dBuV dB/m dB dB cm deg 1 5077.97 52.92 74.00 -21.08 39.14 35.83 10.57 32.62 253 69 PEAK	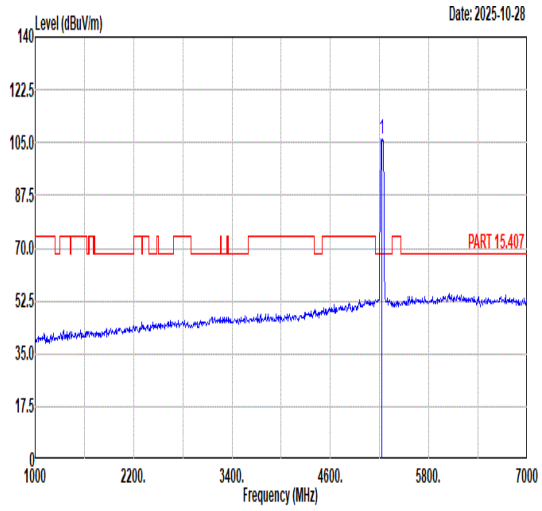 Freq Level Limit Line Margin (dB) Read Level Ant Factor Cable Loss Preamp Factor APos TPos Remark MHz dBuV/m dBuV/m dBuV dB/m dB dB cm deg 1 5230.00 106.37 ------ ------ 92.65 35.89 10.48 32.65 253 69 PEAK
Avg	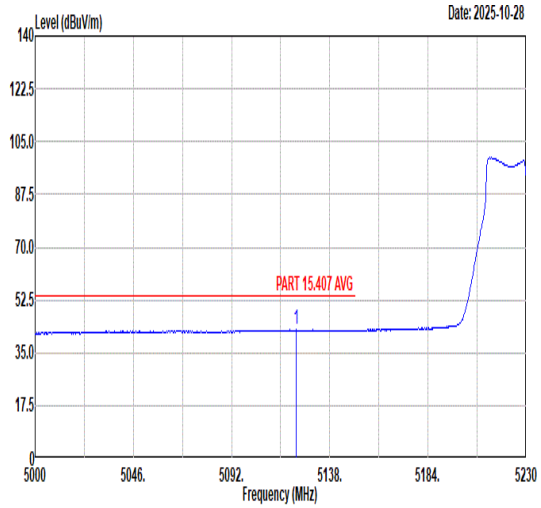 Freq Level Limit Line Margin (dB) Read Level Ant Factor Cable Loss Preamp Factor APos TPos Remark MHz dBuV/m dBuV/m dBuV dB/m dB dB cm deg 1 5122.13 42.69 54.00 -11.31 28.89 35.85 10.57 32.62 253 69 AVERAGE	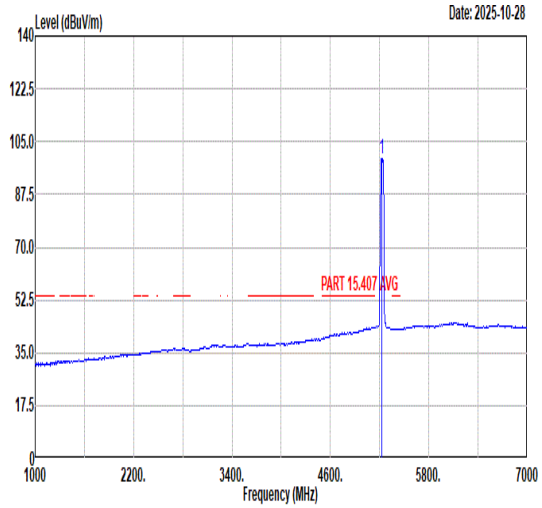 Freq Level Limit Line Margin (dB) Read Level Ant Factor Cable Loss Preamp Factor APos TPos Remark MHz dBuV/m dBuV/m dBuV dB/m dB dB cm deg 1 5230.00 99.33 ------ ------ 85.66 35.88 10.43 32.64 253 69 AVERAGE

Mode	20	
	Band Edge - R	
	U-NII-1_5.15-5.25_802.11n HT40_CH46_5230MHz	
ANT	9+8	
Pol.	Horizontal	Fundamental
Peak	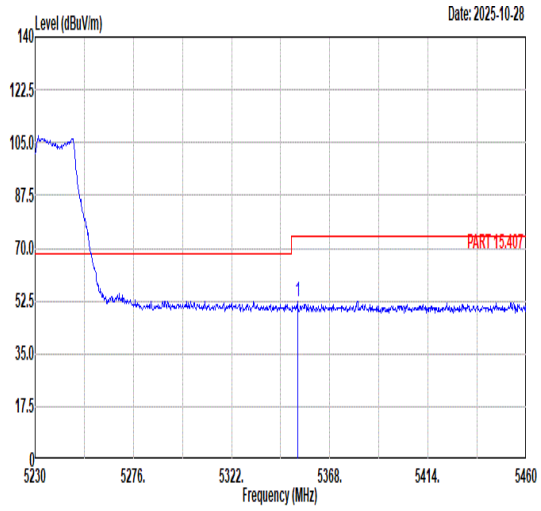 Freq Level Limit Line Margin (dB) Read Level Ant Factor Cable Loss Preamp Factor APos TPos Remark MHz dBuV/m dBuV/m dBuV dB/m dB dB cm deg 1 5352.82 52.15 74.00 -21.85 38.33 35.94 10.55 32.67 253 69 PEAK	Blank
Avg	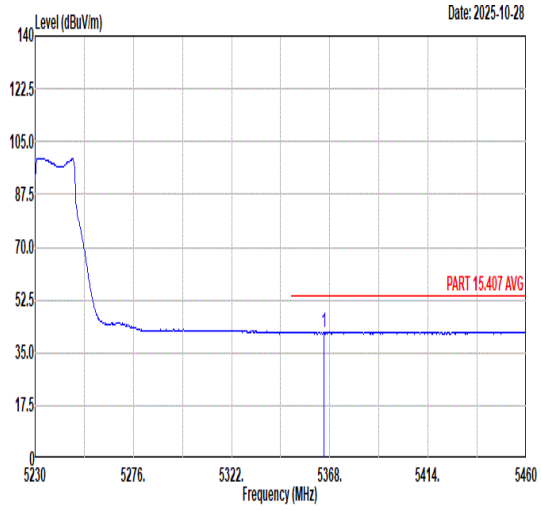 Freq Level Limit Line Margin (dB) Read Level Ant Factor Cable Loss Preamp Factor APos TPos Remark MHz dBuV/m dBuV/m dBuV dB/m dB dB cm deg 1 5365.24 41.99 54.00 -12.01 28.17 35.95 10.54 32.67 253 69 AVERAGE	Blank

Mode	20	
	Band Edge - L	
	U-NII-1_5.15-5.25_802.11n HT40_CH46_5230MHz	
ANT	9+8	
Pol.	Vertical	Fundamental
Peak	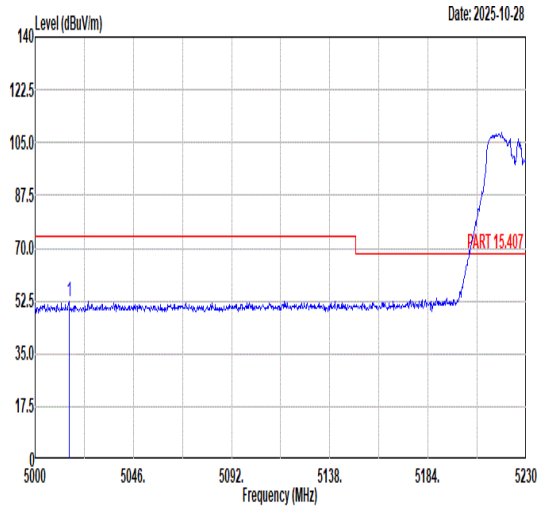 Freq Level Limit Line Margin (dB) Read Level Ant Factor Cable Loss Preamp Factor APos TPos Remark MHz dBuV/m dBuV/m dBuV dB/m dB dB cm deg 1 5015.87 52.14 74.00 -21.86 38.52 35.81 10.41 32.60 260 66 PEAK	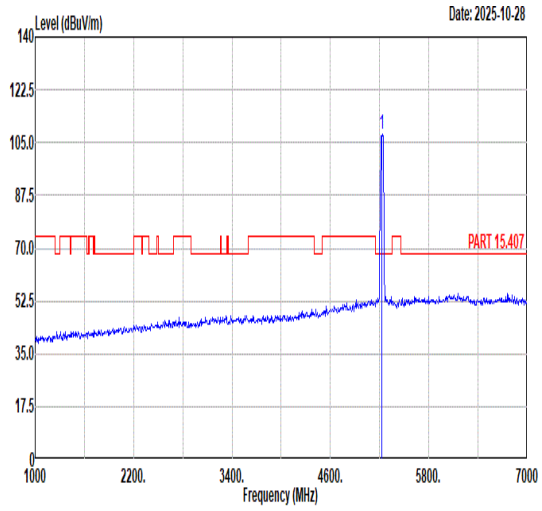 Freq Level Limit Line Margin (dB) Read Level Ant Factor Cable Loss Preamp Factor APos TPos Remark MHz dBuV/m dBuV/m dBuV dB/m dB dB cm deg 1 5230.00 107.86 ------ ------ 94.14 35.89 10.48 32.65 260 66 PEAK
Avg	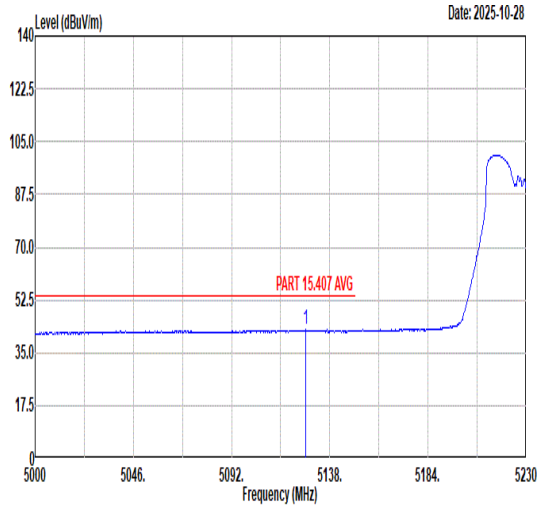 Freq Level Limit Line Margin (dB) Read Level Ant Factor Cable Loss Preamp Factor APos TPos Remark MHz dBuV/m dBuV/m dBuV dB/m dB dB cm deg 1 5126.73 42.61 54.00 -11.39 28.83 35.85 10.56 32.63 260 66 AVERAGE	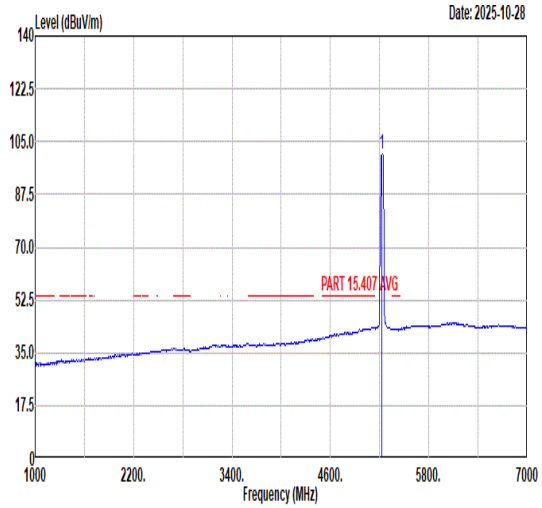 Freq Level Limit Line Margin (dB) Read Level Ant Factor Cable Loss Preamp Factor APos TPos Remark MHz dBuV/m dBuV/m dBuV dB/m dB dB cm deg 1 5230.00 101.13 ------ ------ 87.41 35.89 10.48 32.65 260 66 AVERAGE

Mode	20	
	Band Edge - R	
	U-NII-1_5.15-5.25_802.11n HT40_CH46_5230MHz	
ANT	9+8	
Pol.	Vertical	Fundamental
Peak	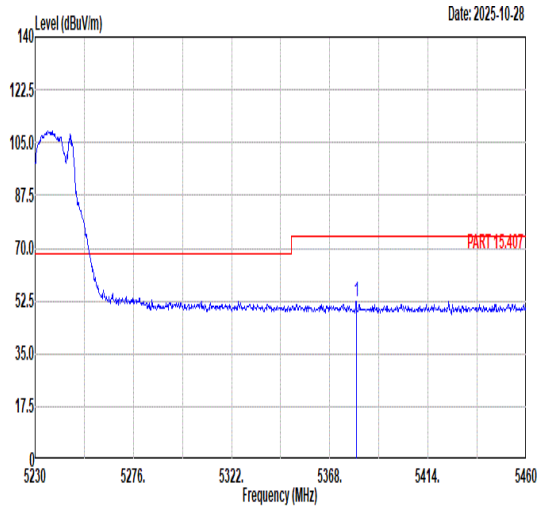 Freq Level Limit Line Margin (dB) Read Level Ant Factor Cable Loss Preamp Factor APos TPos Remark MHz dBuV/m dBuV/m dBuV dB/m dB dB cm deg 1 5380.42 52.46 74.00 -21.54 38.67 35.95 10.52 32.68 260 66 PEAK	Blank
Avg	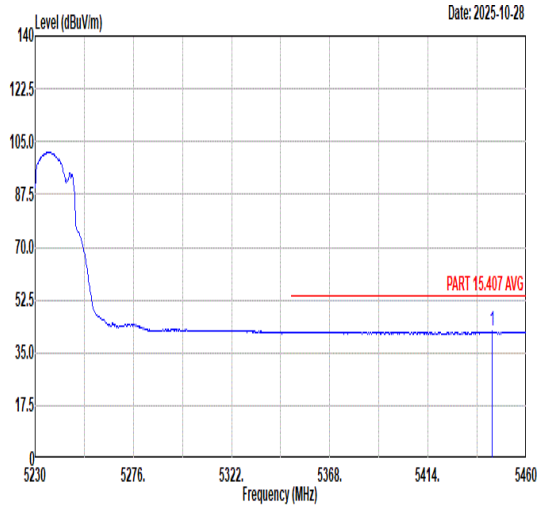 Freq Level Limit Line Margin (dB) Read Level Ant Factor Cable Loss Preamp Factor APos TPos Remark MHz dBuV/m dBuV/m dBuV dB/m dB dB cm deg 1 5444.13 42.03 54.00 -11.97 28.21 35.98 10.53 32.69 260 66 AVERAGE	Blank

Mode	21	
	Band Edge - L	
	U-NII-2A_5.25-5.35_802.11n HT40_CH54_5270MHz	
ANT	9+8	
Pol.	Horizontal	Fundamental
Peak	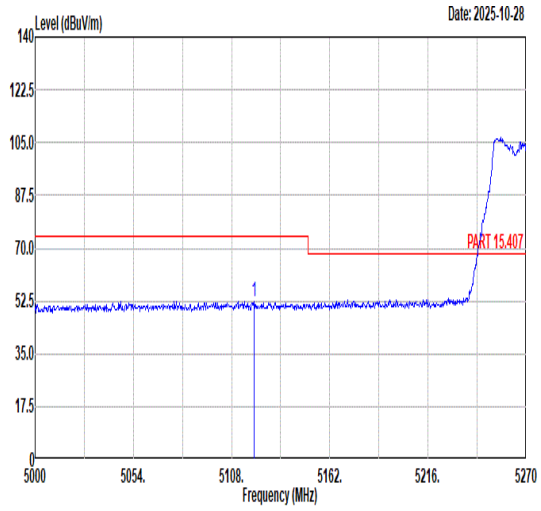 Freq Level Limit Line Margin (dB) Read Level Ant Factor Cable Loss Preamp Factor APos TPos Remark MHz dBuV/m dBuV/m dBuV dB/m dB dB cm deg 1 5120.42 52.51 74.00 -21.49 38.71 35.85 10.57 32.62 256 61 PEAK	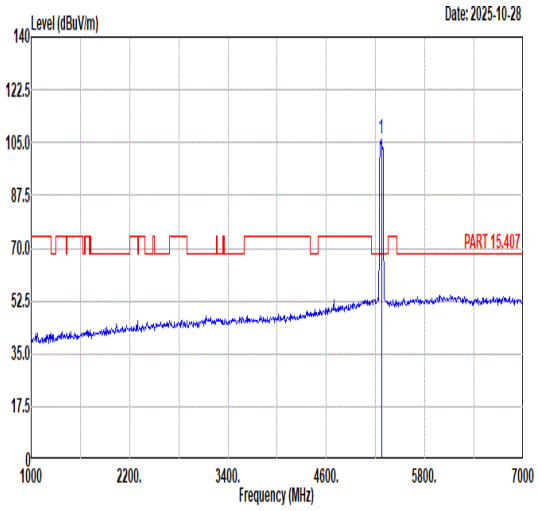 Freq Level Limit Line Margin (dB) Read Level Ant Factor Cable Loss Preamp Factor APos TPos Remark MHz dBuV/m dBuV/m dBuV dB/m dB dB cm deg 1 5270.00 106.12 ------ ------ 92.31 35.91 10.55 32.65 256 61 PEAK
Avg	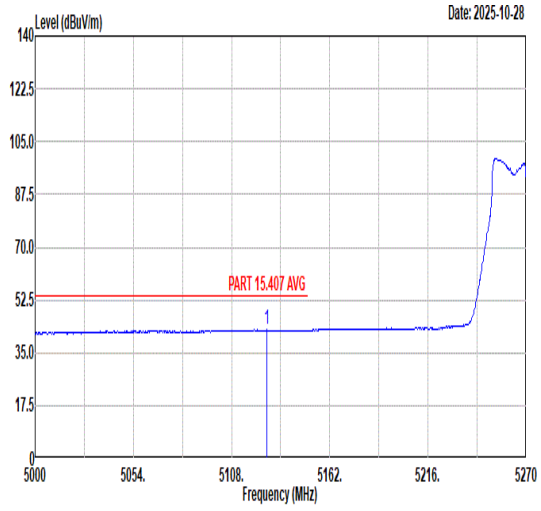 Freq Level Limit Line Margin (dB) Read Level Ant Factor Cable Loss Preamp Factor APos TPos Remark MHz dBuV/m dBuV/m dBuV dB/m dB dB cm deg 1 5127.17 42.60 54.00 -11.40 28.82 35.85 10.56 32.63 256 61 AVERAGE	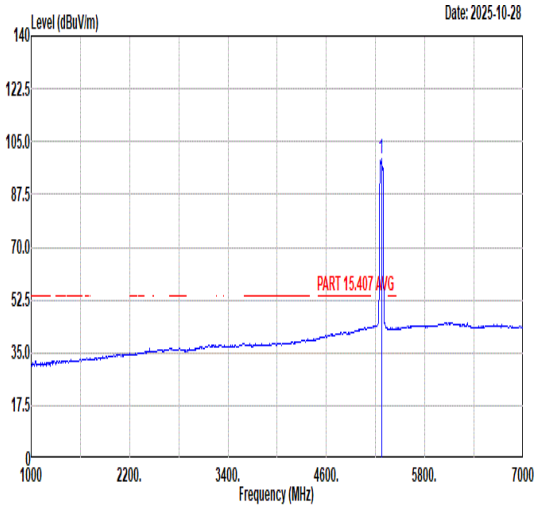 Freq Level Limit Line Margin (dB) Read Level Ant Factor Cable Loss Preamp Factor APos TPos Remark MHz dBuV/m dBuV/m dBuV dB/m dB dB cm deg 1 5270.00 99.36 ------ ------ 85.55 35.91 10.55 32.65 256 61 AVERAGE

Mode	21	
	Band Edge - R	
	U-NII-2A_5.25-5.35_802.11n HT40_CH54_5270MHz	
ANT	9+8	
Pol.	Horizontal	Fundamental
Peak	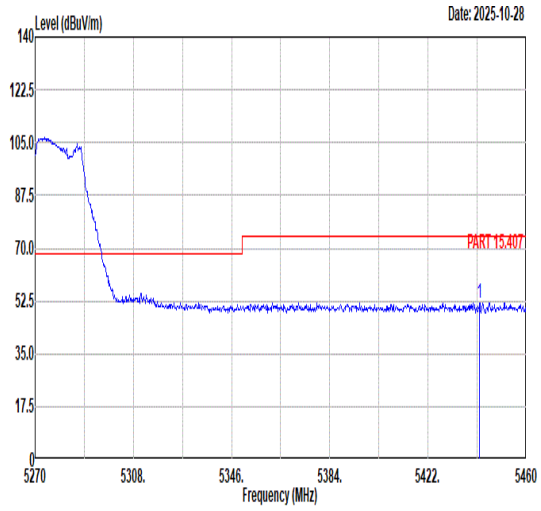 Freq Level Limit Line Margin (dB) Read Level Ant Factor Cable Loss Preamp Factor APos TPos Remark MHz dBuV/m dBuV/m dBuV dB/m dB dB cm deg 1 5441.95 51.97 74.00 -22.03 38.15 35.98 10.53 32.69 256 61 PEAK	Blank
Avg	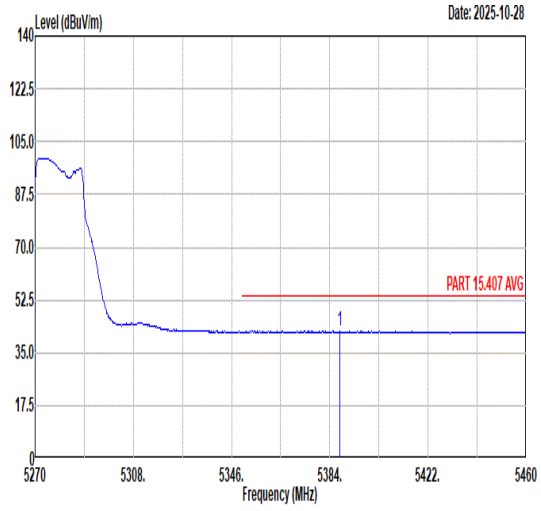 Freq Level Limit Line Margin (dB) Read Level Ant Factor Cable Loss Preamp Factor APos TPos Remark MHz dBuV/m dBuV/m dBuV dB/m dB dB cm deg 1 5387.99 42.26 54.00 -11.74 28.47 35.96 10.51 32.68 256 61 AVERAGE	Blank

Mode	21	
	Band Edge - L	
	U-NII-2A_5.25-5.35_802.11n HT40_CH54_5270MHz	
ANT	9+8	
Pol.	Vertical	Fundamental
Peak	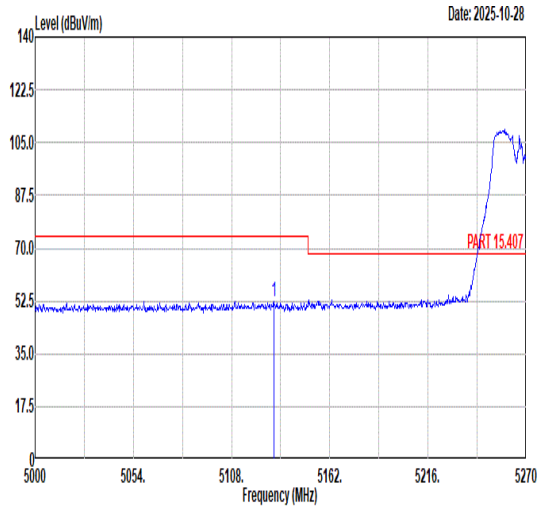 Freq Level Limit Line Margin (dB) Read Level Ant Factor Cable Loss Preamp Factor APos TPos Remark MHz dBuV/m dBuV/m dBuV dB/m dB dB cm deg 1 5131.22 52.34 74.00 -21.66 38.57 35.85 10.55 32.63 234 65 PEAK	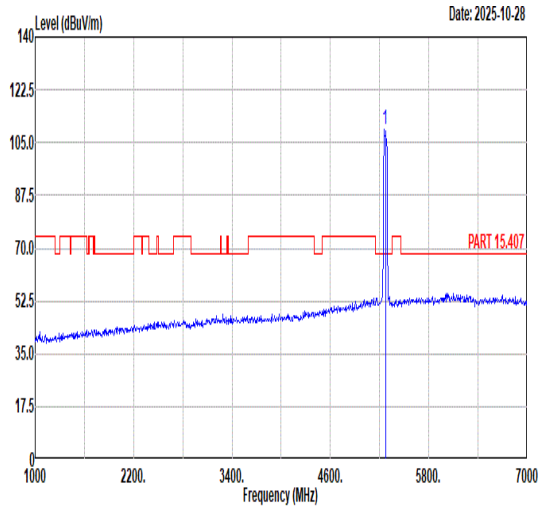 Freq Level Limit Line Margin (dB) Read Level Ant Factor Cable Loss Preamp Factor APos TPos Remark MHz dBuV/m dBuV/m dBuV dB/m dB dB cm deg 1 5270.00 109.10 ------ ------ 95.34 35.90 10.51 32.65 234 65 PEAK
Avg	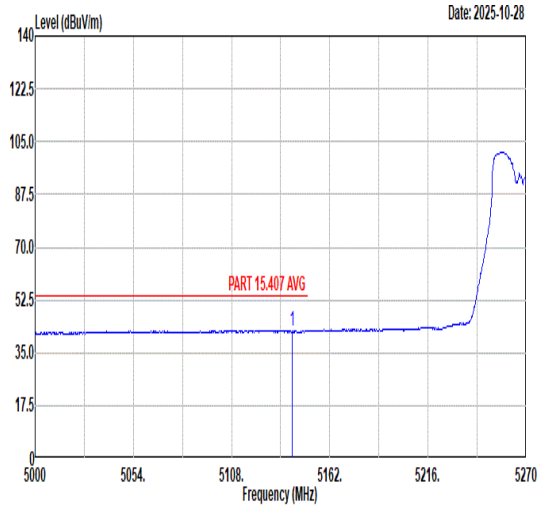 Freq Level Limit Line Margin (dB) Read Level Ant Factor Cable Loss Preamp Factor APos TPos Remark MHz dBuV/m dBuV/m dBuV dB/m dB dB cm deg 1 5141.48 42.39 54.00 -11.61 28.63 35.86 10.53 32.63 234 65 AVERAGE	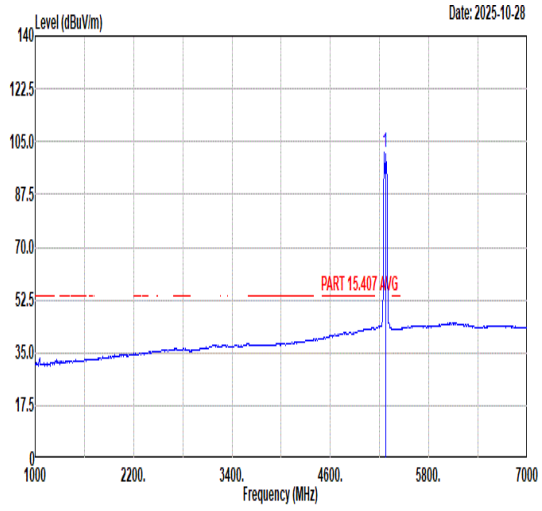 Freq Level Limit Line Margin (dB) Read Level Ant Factor Cable Loss Preamp Factor APos TPos Remark MHz dBuV/m dBuV/m dBuV dB/m dB dB cm deg 1 5270.00 101.22 ------ ------ 87.45 35.90 10.52 32.65 234 65 AVERAGE

Mode	21	
	Band Edge - R	
	U-NII-2A_5.25-5.35_802.11n HT40_CH54_5270MHz	
ANT	9+8	
Pol.	Vertical	Fundamental
Peak	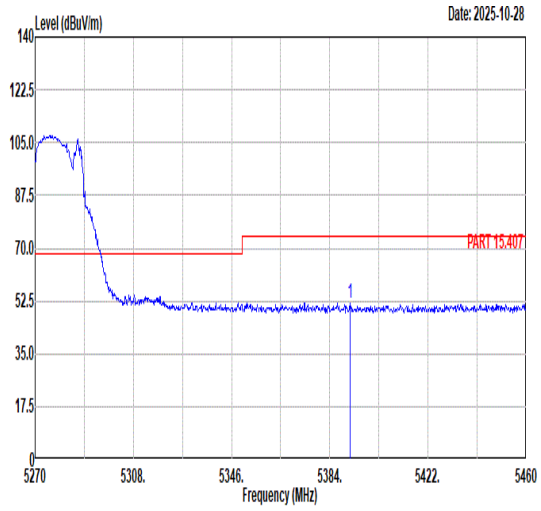 Freq Level Limit Line Margin (dB) Read Level Ant Factor Cable Loss Preamp Factor APos TPos Remark MHz dBuV/m dBuV/m dBuV dB/m dB dB cm deg 1 5391.79 51.96 74.00 -22.04 38.17 35.96 10.51 32.68 234 65 PEAK	Blank
Avg	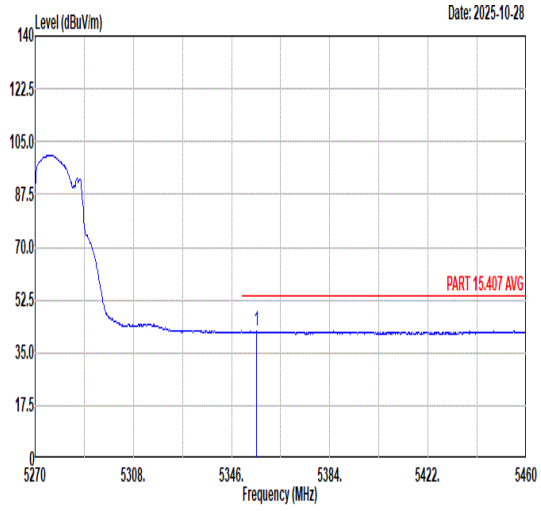 Freq Level Limit Line Margin (dB) Read Level Ant Factor Cable Loss Preamp Factor APos TPos Remark MHz dBuV/m dBuV/m dBuV dB/m dB dB cm deg 1 5355.50 42.15 54.00 -11.85 28.33 35.94 10.55 32.67 234 65 AVERAGE	Blank

Mode	22	
	Band Edge - L	
	U-NII-2A_5.25-5.35_802.11n HT40_CH62_5310MHz	
ANT	9+8	
Pol.	Horizontal	Fundamental
Peak	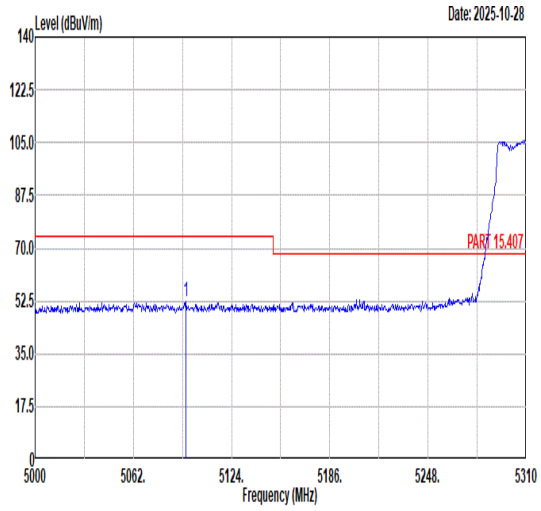 Freq Level Limit Line Margin (dB) Read Level Ant Factor Cable Loss Preamp Factor APos TPos Remark MHz dBuV/m dBuV/m dBuV dB/m dB dB cm deg 1 5095.17 52.09 74.00 -21.91 38.25 35.84 10.62 32.62 262 68 PEAK	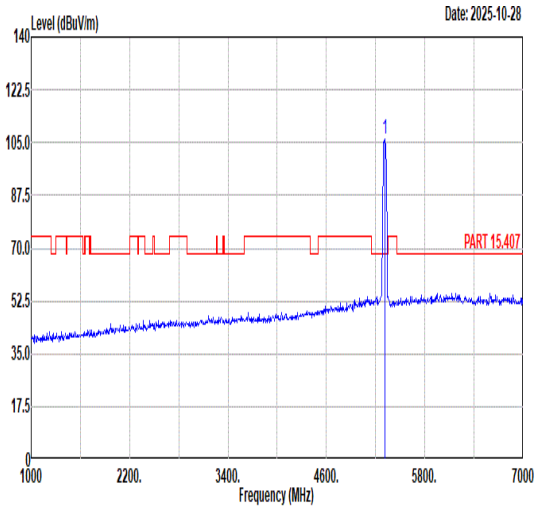 Freq Level Limit Line Margin (dB) Read Level Ant Factor Cable Loss Preamp Factor APos TPos Remark MHz dBuV/m dBuV/m dBuV dB/m dB dB cm deg 1 5310.00 106.45 ------ ------ 92.59 35.93 10.59 32.66 262 68 PEAK
Avg	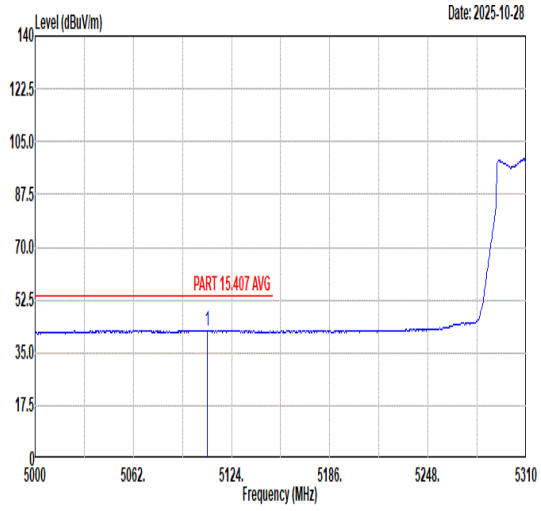 Freq Level Limit Line Margin (dB) Read Level Ant Factor Cable Loss Preamp Factor APos TPos Remark MHz dBuV/m dBuV/m dBuV dB/m dB dB cm deg 1 5108.50 42.45 54.00 -11.55 28.63 35.84 10.60 32.62 262 68 AVERAGE	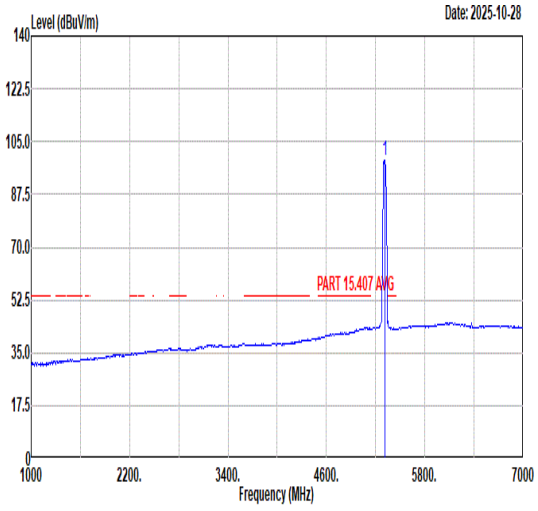 Freq Level Limit Line Margin (dB) Read Level Ant Factor Cable Loss Preamp Factor APos TPos Remark MHz dBuV/m dBuV/m dBuV dB/m dB dB cm deg 1 5310.00 99.01 ------ ------ 85.15 35.93 10.59 32.66 262 68 AVERAGE

Mode	22	
	Band Edge - R	
	U-NII-2A_5.25-5.35_802.11n HT40_CH62_5310MHz	
ANT	9+8	
Pol.	Horizontal	Fundamental
Peak	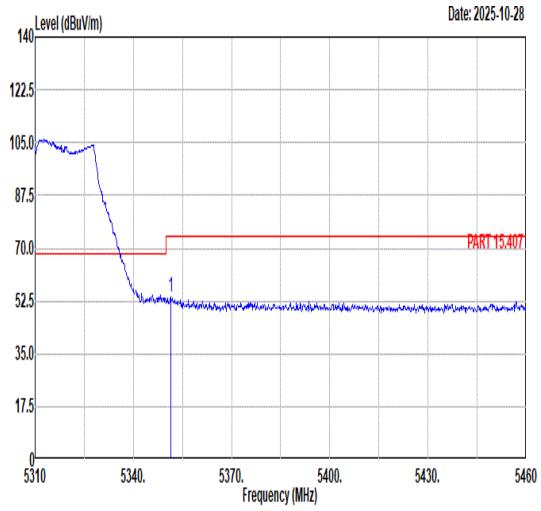 Freq Level Limit Line Margin (dB) Read Level Ant Factor Cable Loss Preamp Factor APos TPos Remark MHz dBuV/m dBuV/m dBuV dB/m dB dB cm deg 1 5351.55 53.74 74.00 -20.26 39.92 35.94 10.55 32.67 262 68 PEAK	Blank
Avg	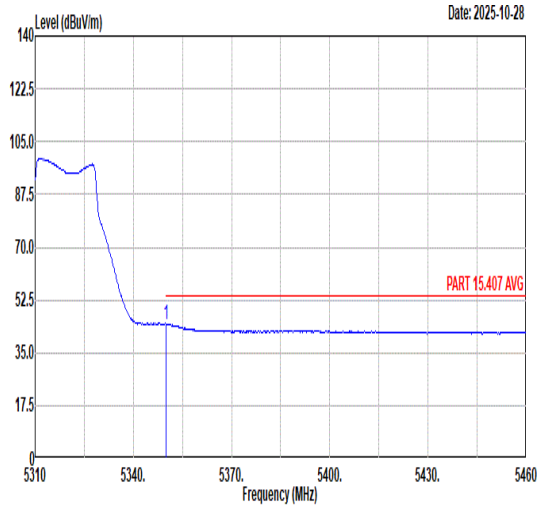 Freq Level Limit Line Margin (dB) Read Level Ant Factor Cable Loss Preamp Factor APos TPos Remark MHz dBuV/m dBuV/m dBuV dB/m dB dB cm deg 1 5350.05 44.50 54.00 -9.50 30.68 35.94 10.55 32.67 262 68 AVERAGE	Blank

Mode	22	
	Band Edge - L	
	U-NII-2A_5.25-5.35_802.11n HT40_CH62_5310MHz	
ANT	9+8	
Pol.	Vertical	Fundamental
Peak	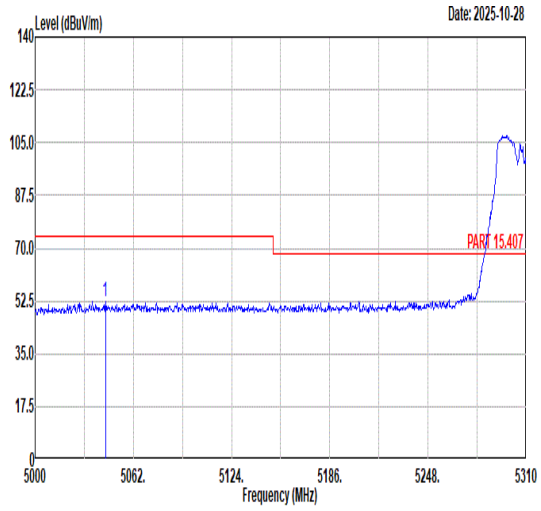 Freq Level Limit Line Margin (dB) Read Level Ant Factor Cable Loss Preamp Factor APos TPos Remark MHz dBuV/m dBuV/m dBuV dB/m dB dB cm deg 1 5044.33 52.55 74.00 -21.45 38.86 35.82 10.48 32.61 257 65 PEAK	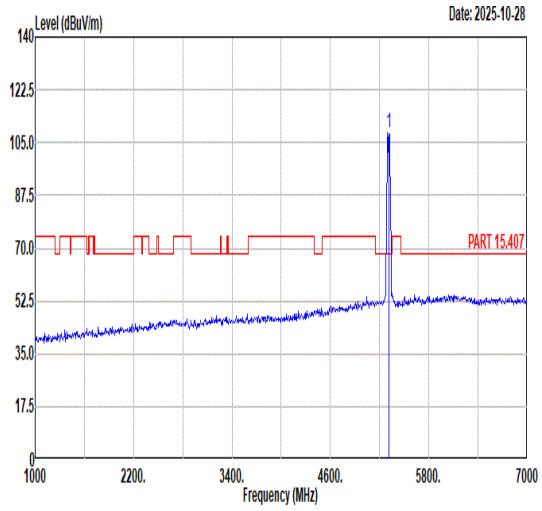 Freq Level Limit Line Margin (dB) Read Level Ant Factor Cable Loss Preamp Factor APos TPos Remark MHz dBuV/m dBuV/m dBuV dB/m dB dB cm deg 1 5310.00 108.11 ------ ------ 94.26 35.92 10.59 32.66 257 65 PEAK
Avg	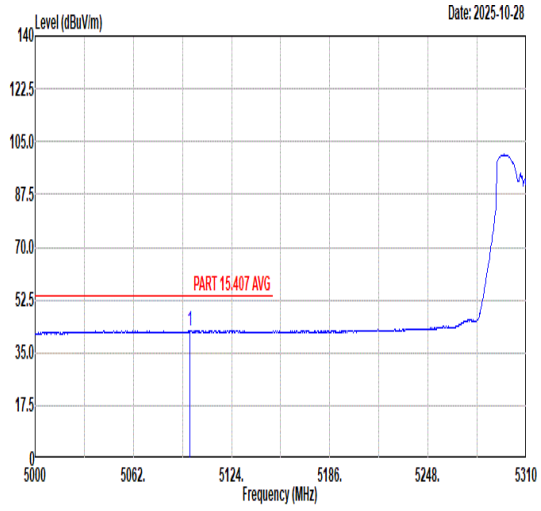 Freq Level Limit Line Margin (dB) Read Level Ant Factor Cable Loss Preamp Factor APos TPos Remark MHz dBuV/m dBuV/m dBuV dB/m dB dB cm deg 1 5097.65 42.39 54.00 -11.61 28.55 35.84 10.62 32.62 257 65 AVERAGE	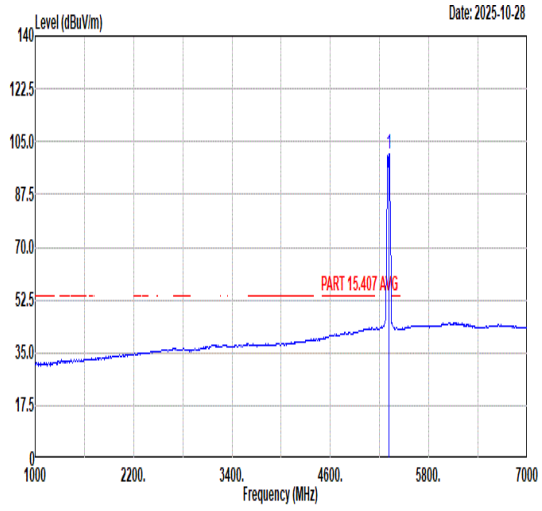 Freq Level Limit Line Margin (dB) Read Level Ant Factor Cable Loss Preamp Factor APos TPos Remark MHz dBuV/m dBuV/m dBuV dB/m dB dB cm deg 1 5310.00 100.87 ------ ------ 87.01 35.93 10.59 32.66 257 65 AVERAGE

Mode	22	
	Band Edge - R	
	U-NII-2A_5.25-5.35_802.11n HT40_CH62_5310MHz	
ANT	9+8	
Pol.	Vertical	Fundamental
Peak	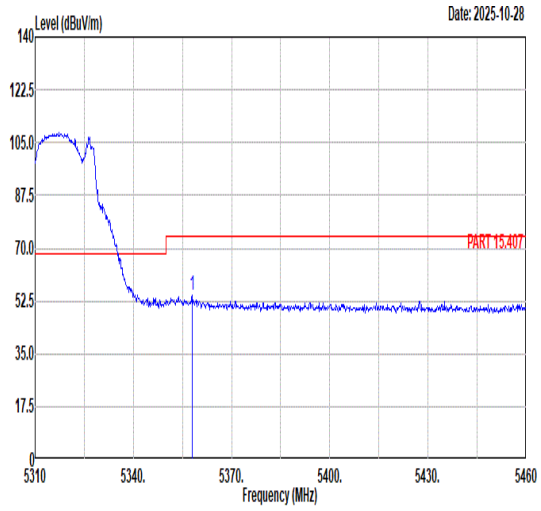 Freq Level Limit Line Margin (dB) Read Level Ant Factor Cable Loss Preamp Factor APos TPos Remark MHz dBuV/m dBuV/m dBuV dB/m dB dB cm deg 1 5358.00 54.24 74.00 -19.76 40.43 35.94 10.54 32.67 257 65 PEAK	Blank
Avg	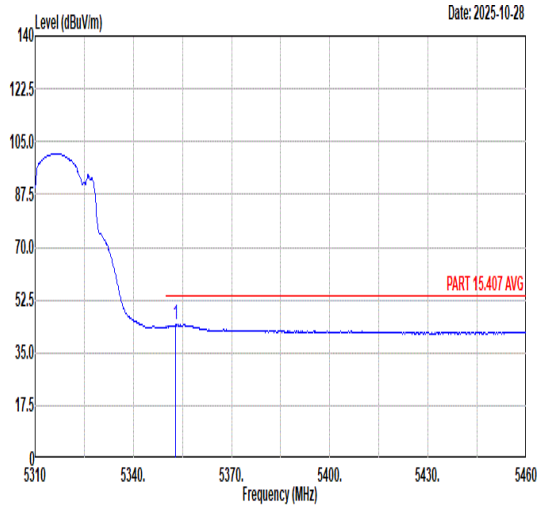 Freq Level Limit Line Margin (dB) Read Level Ant Factor Cable Loss Preamp Factor APos TPos Remark MHz dBuV/m dBuV/m dBuV dB/m dB dB cm deg 1 5352.90 44.24 54.00 -9.76 30.42 35.94 10.55 32.67 257 65 AVERAGE	Blank

Mode	23	
	Band Edge - L	
	U-NII-2C_5.47-5.725_802.11n HT40_CH102_5510MHz	
ANT	9+8	
Pol.	Horizontal	Fundamental
Peak	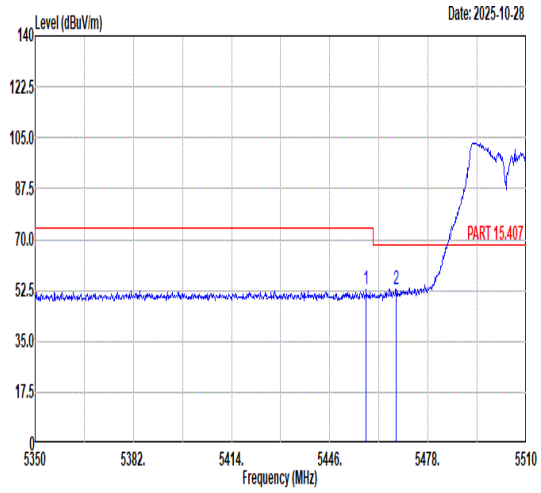 Freq Level Limit Line Margin (dB) Read Level Ant Factor Cable Loss Preamp Factor APos TPos Remark MHz dBuV/m dBuV/m dBuV dB/m dB dB cm deg 1 5457.84 52.61 74.00 -21.39 38.78 35.98 10.54 32.69 237 55 PEAK 2 5467.60 53.04 68.30 -15.26 39.19 35.99 10.55 32.69 237 55 PEAK	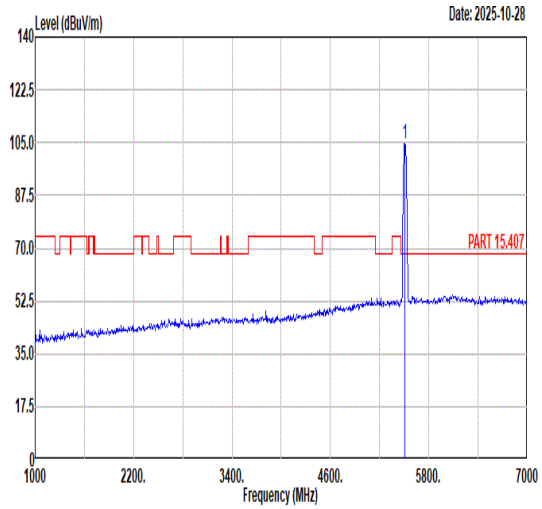 Freq Level Limit Line Margin (dB) Read Level Ant Factor Cable Loss Preamp Factor APos TPos Remark MHz dBuV/m dBuV/m dBuV dB/m dB dB cm deg 1 5510.00 104.68 ------ ------ 90.81 36.00 10.57 32.70 237 55 PEAK
Avg	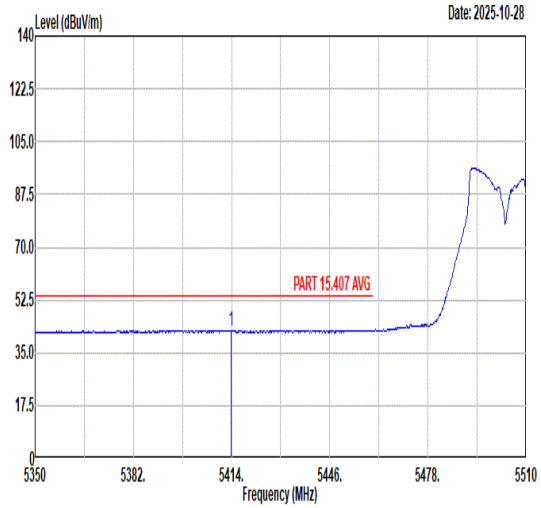 Freq Level Limit Line Margin (dB) Read Level Ant Factor Cable Loss Preamp Factor APos TPos Remark MHz dBuV/m dBuV/m dBuV dB/m dB dB cm deg 1 5413.84 42.42 54.00 -11.58 28.62 35.97 10.51 32.68 237 55 AVERAGE	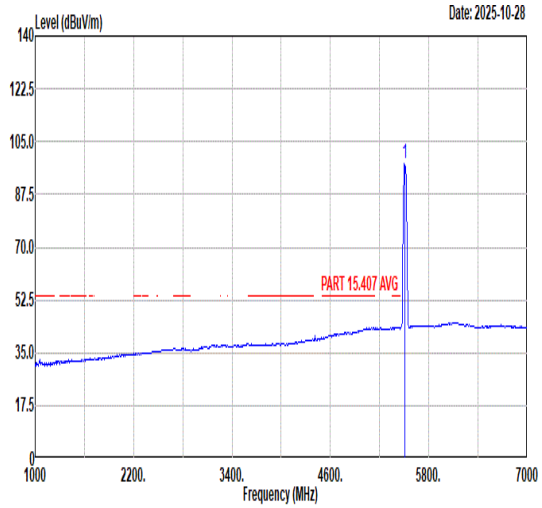 Freq Level Limit Line Margin (dB) Read Level Ant Factor Cable Loss Preamp Factor APos TPos Remark MHz dBuV/m dBuV/m dBuV dB/m dB dB cm deg 1 5510.00 97.99 ------ ------ 84.12 36.00 10.57 32.70 237 55 AVERAGE

Mode	23	
	Band Edge - R	
	U-NII-2C_5.47-5.725_802.11n HT40_CH102_5510MHz	
ANT	9+8	
Pol.	Horizontal	Fundamental
Peak	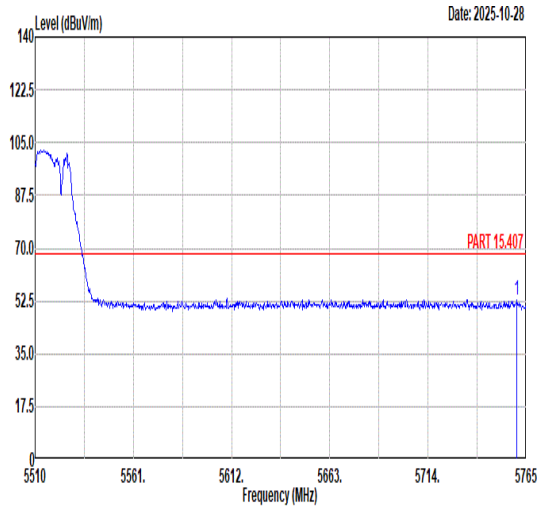 Freq Level Limit Line Margin (dB) Read Level Ant Factor Cable Loss Preamp Factor APos TPos Remark MHz dBuV/m dBuV/m dBuV dB/m dB dB cm deg 1 5760.16 52.90 68.30 -15.40 38.43 36.42 10.85 32.80 237 55 PEAK	Blank

Mode	23	
	Band Edge - L	
	U-NII-2C_5.47-5.725_802.11n HT40_CH102_5510MHz	
ANT	9+8	
Pol.	Vertical	Fundamental
Peak	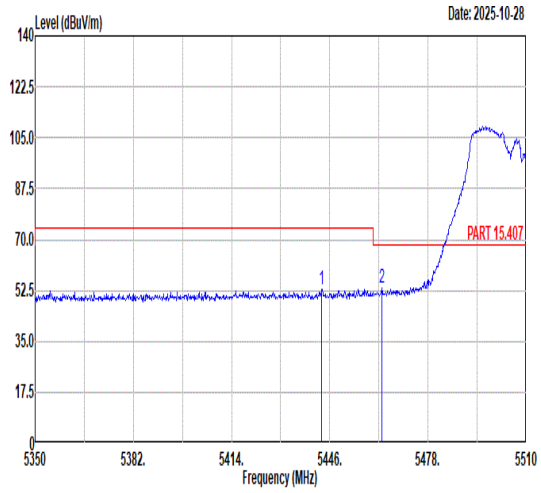 Freq Level Limit Line Margin (dB) Read Level Ant Factor Cable Loss Preamp Factor APos TPos Remark MHz dBuV/m dBuV/m dBuV dB/m dB dB cm deg 1 5443.44 52.98 74.00 -21.02 39.16 35.98 10.53 32.69 241 67 PEAK 2 5462.96 53.19 68.30 -15.11 39.34 35.99 10.55 32.69 241 67 PEAK	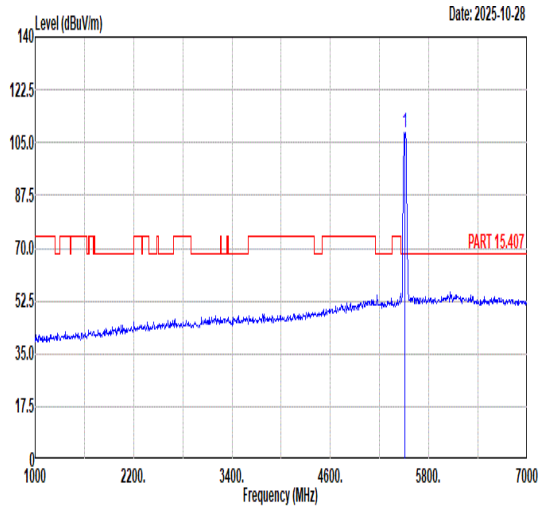 Freq Level Limit Line Margin (dB) Read Level Ant Factor Cable Loss Preamp Factor APos TPos Remark MHz dBuV/m dBuV/m dBuV dB/m dB dB cm deg 1 5510.00 108.51 ------ ------ 94.64 36.00 10.57 32.70 241 67 PEAK
Avg	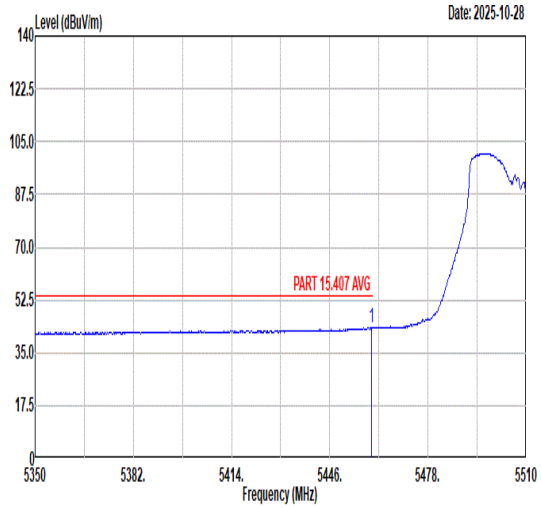 Freq Level Limit Line Margin (dB) Read Level Ant Factor Cable Loss Preamp Factor APos TPos Remark MHz dBuV/m dBuV/m dBuV dB/m dB dB cm deg 1 5459.60 43.32 54.00 -10.68 29.49 35.98 10.54 32.69 241 67 AVERAGE	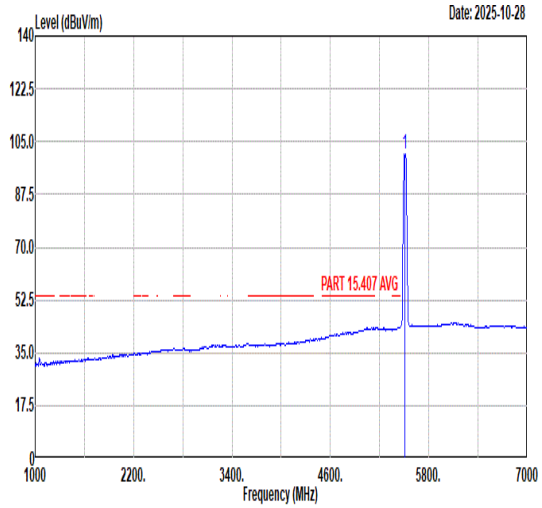 Freq Level Limit Line Margin (dB) Read Level Ant Factor Cable Loss Preamp Factor APos TPos Remark MHz dBuV/m dBuV/m dBuV dB/m dB dB cm deg 1 5510.00 100.87 ------ ------ 87.00 36.00 10.57 32.70 241 67 AVERAGE

Mode	23	
	Band Edge - R	
	U-NII-2C_5.47-5.725_802.11n HT40_CH102_5510MHz	
ANT	9+8	
Pol.	Vertical	Fundamental
Peak	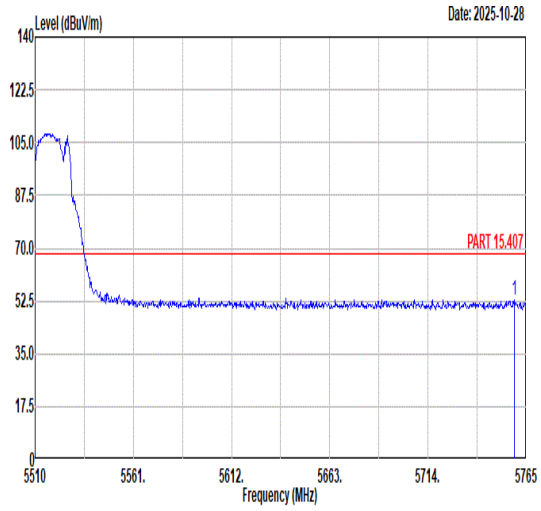 Freq Level Limit Line Margin (dB) Read Level Ant Factor Cable Loss Preamp Factor APos TPos Remark MHz dBuV/m dBuV/m dBuV dB/m dB dB cm deg 1 5758.88 53.09 68.30 -15.21 38.63 36.41 10.85 32.80 241 67 PEAK	Blank

Mode	23	
	Harmonic	
	U-NII-2C_5.47-5.725_802.11n HT40_CH102_5510MHz	
ANT	9+8	
Pol.	Horizontal	Vertical
Peak Avg	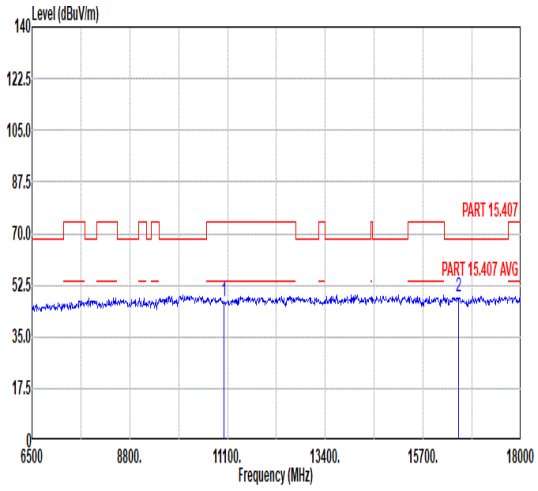 Freq Level Limit Line Margin Read Level Ant Factor Cable Loss Preamp Factor APos TPos Remark MHz dBuV/m dBuV/m dB dBuV dB/m dB dB cm deg 1 11020.00 47.09 74.00 -26.91 45.43 37.91 14.63 50.88 --- --- Peak 2 16530.00 48.84 68.30 -19.46 42.16 42.05 17.69 53.06 --- --- Peak	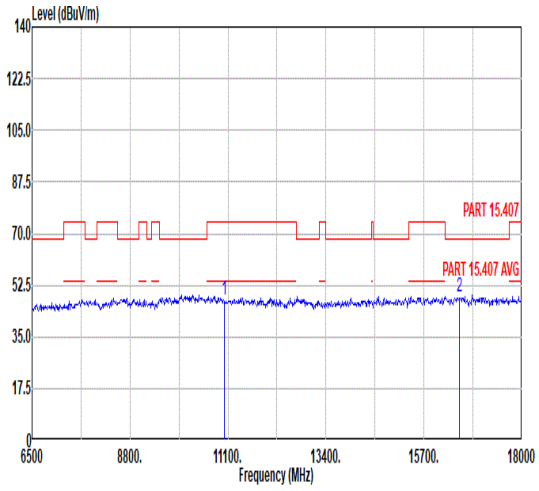 Freq Level Limit Line Margin Read Level Ant Factor Cable Loss Preamp Factor APos TPos Remark MHz dBuV/m dBuV/m dB dBuV dB/m dB dB cm deg 1 11020.00 47.76 74.00 -26.24 46.10 37.91 14.63 50.88 --- --- Peak 2 16530.00 48.70 68.30 -19.60 42.02 42.05 17.69 53.06 --- --- Peak

Mode	24	
	Band Edge - L	
	U-NII-2C_5.47-5.725_802.11n HT40_CH134_5670MHz	
ANT	9+8	
Pol.	Horizontal	Fundamental
Peak	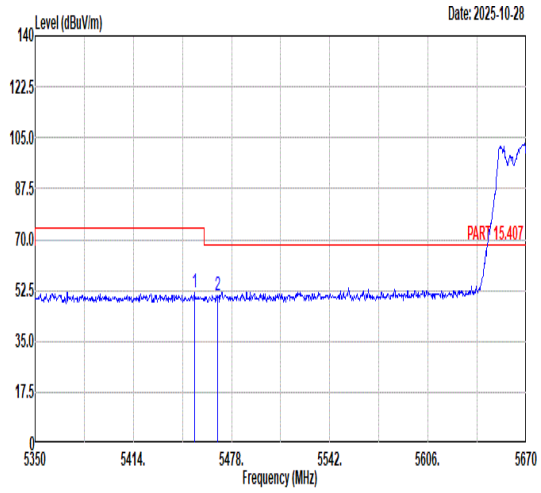 Freq Level Limit Line Margin (dB) Read Level Ant Factor Cable Loss Preamp Factor APos TPos Remark MHz dBuV/m dBuV/m dBuV dB/m dB dB cm deg 1 5453.68 51.77 74.00 -22.23 37.94 35.98 10.54 32.69 246 67 PEAK 2 5469.04 50.83 68.30 -17.47 36.98 35.99 10.55 32.69 246 67 PEAK	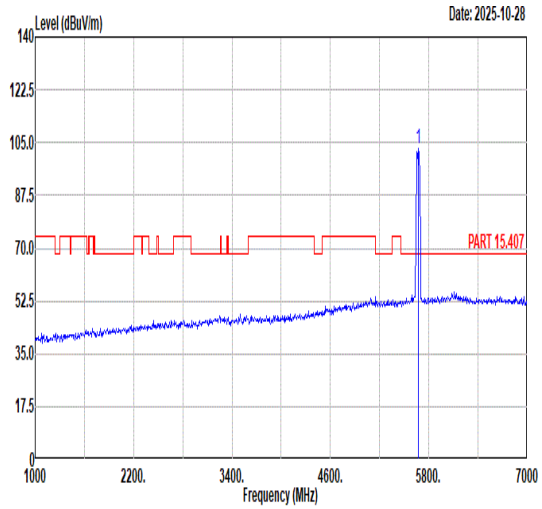 Freq Level Limit Line Margin (dB) Read Level Ant Factor Cable Loss Preamp Factor APos TPos Remark MHz dBuV/m dBuV/m dBuV dB/m dB dB cm deg 1 5670.00 103.18 ------ ------ 88.81 36.28 10.86 32.77 246 67 PEAK
Avg	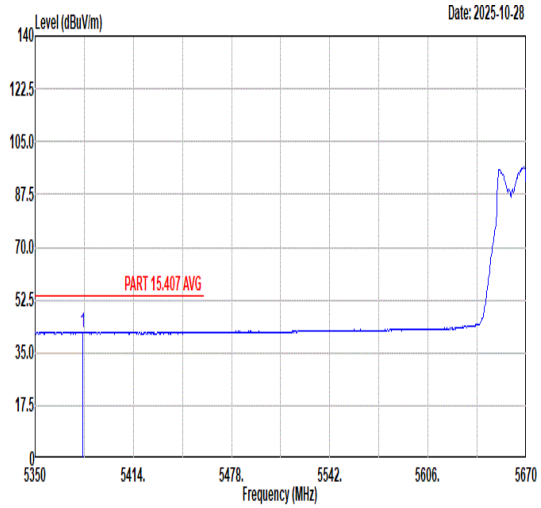 Freq Level Limit Line Margin (dB) Read Level Ant Factor Cable Loss Preamp Factor APos TPos Remark MHz dBuV/m dBuV/m dBuV dB/m dB dB cm deg 1 5381.04 41.98 54.00 -12.02 28.19 35.95 10.52 32.68 246 67 AVERAGE	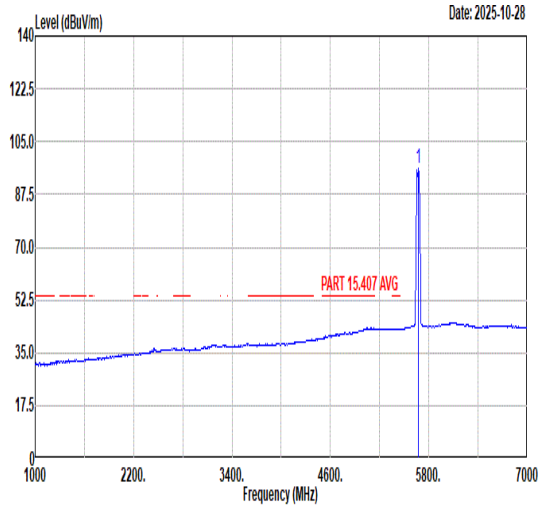 Freq Level Limit Line Margin (dB) Read Level Ant Factor Cable Loss Preamp Factor APos TPos Remark MHz dBuV/m dBuV/m dBuV dB/m dB dB cm deg 1 5670.00 96.26 ------ ------ 81.91 36.27 10.85 32.77 246 67 AVERAGE

Mode	24	
	Band Edge - R	
	U-NII-2C_5.47-5.725_802.11n HT40_CH134_5670MHz	
ANT	9+8	
Pol.	Horizontal	Fundamental
Peak	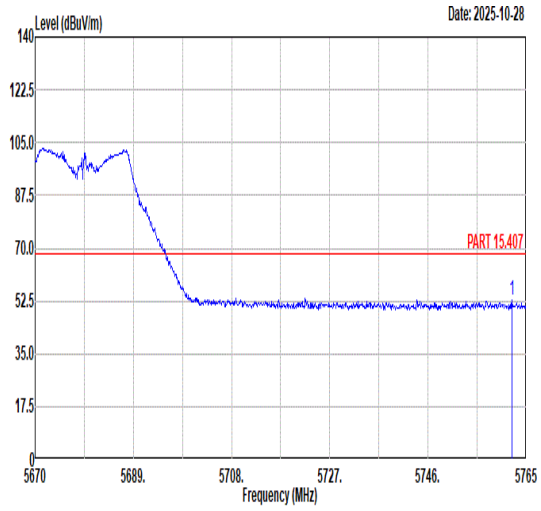 Freq Level Limit Line Margin (dB) Read Level Ant Factor Cable Loss Preamp Factor APos TPos Remark MHz dBuV/m dBuV/m dBuV dB/m dB dB cm deg 1 5762.25 52.94 68.30 -15.36 38.48 36.42 10.84 32.80 246 67 PEAK	Blank

Mode	24	
	Band Edge - L	
	U-NII-2C_5.47-5.725_802.11n HT40_CH134_5670MHz	
ANT	9+8	
Pol.	Vertical	Fundamental
Peak	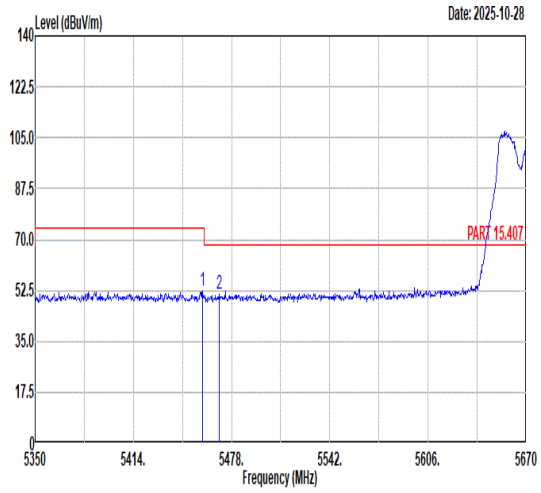 Freq Level Limit Line Margin (dB) Read Level Ant Factor Cable Loss Preamp Factor APos TPos Remark MHz dBuV/m dBuV/m dBuV dB/m dB dB cm deg 1 5459.12 52.18 74.00 -21.82 38.35 35.98 10.54 32.69 244 63 PEAK 2 5470.00 51.37 68.30 -16.93 37.52 35.99 10.55 32.69 244 63 PEAK	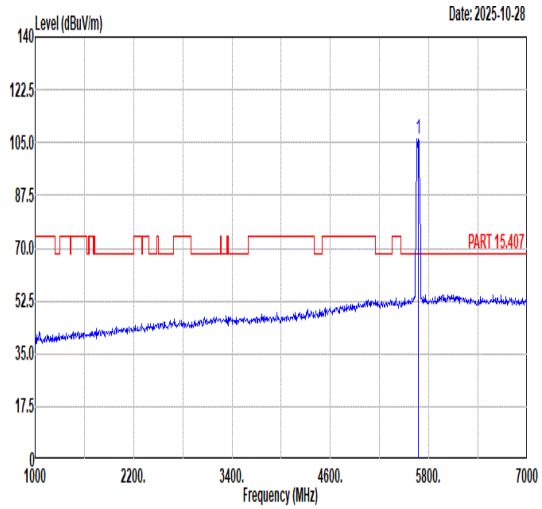 Freq Level Limit Line Margin (dB) Read Level Ant Factor Cable Loss Preamp Factor APos TPos Remark MHz dBuV/m dBuV/m dBuV dB/m dB dB cm deg 1 5670.00 106.42 ------ ------ 92.11 36.25 10.82 32.76 244 63 PEAK
Avg	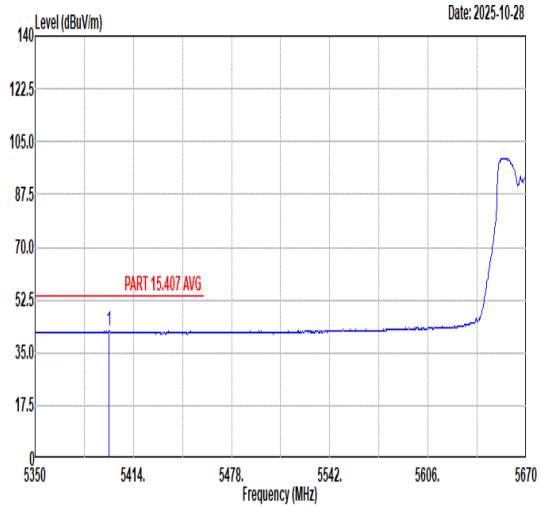 Freq Level Limit Line Margin (dB) Read Level Ant Factor Cable Loss Preamp Factor APos TPos Remark MHz dBuV/m dBuV/m dBuV dB/m dB dB cm deg 1 5398.32 42.29 54.00 -11.71 28.51 35.96 10.50 32.68 244 63 AVERAGE	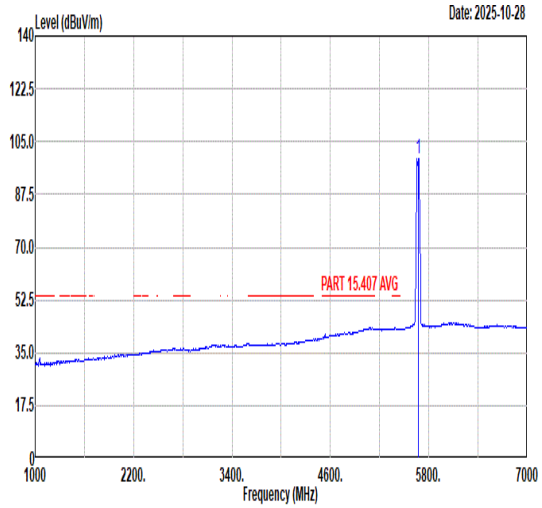 Freq Level Limit Line Margin (dB) Read Level Ant Factor Cable Loss Preamp Factor APos TPos Remark MHz dBuV/m dBuV/m dBuV dB/m dB dB cm deg 1 5670.00 99.46 ------ ------ 85.09 36.28 10.86 32.77 244 63 AVERAGE

Mode	24	
	Band Edge - R	
	U-NII-2C_5.47-5.725_802.11n HT40_CH134_5670MHz	
ANT	9+8	
Pol.	Vertical	Fundamental
Peak	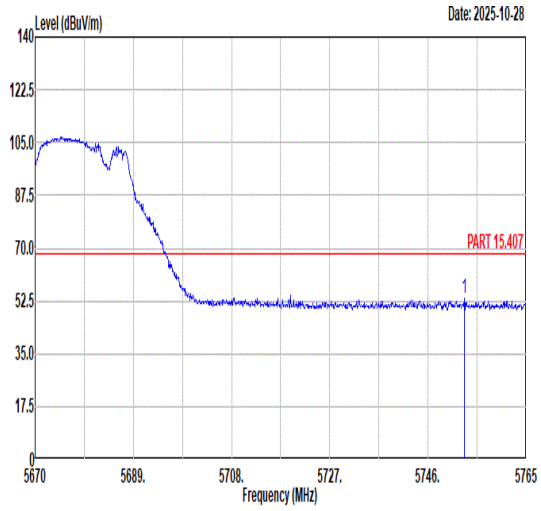 Freq Level Limit Line Margin (dB) Read Level Ant Factor Cable Loss Preamp Factor APos TPos Remark MHz dBuV/m dBuV/m dBuV dB/m dB dB cm deg 1 5753.03 53.31 68.30 -14.99 38.86 36.40 10.85 32.80 244 63 PEAK	Blank

Mode	24	
	Harmonic	
	U-NII-2C_5.47-5.725_802.11n HT40_CH134_5670MHz	
ANT	9+8	
Pol.	Horizontal	Vertical
Peak Avg	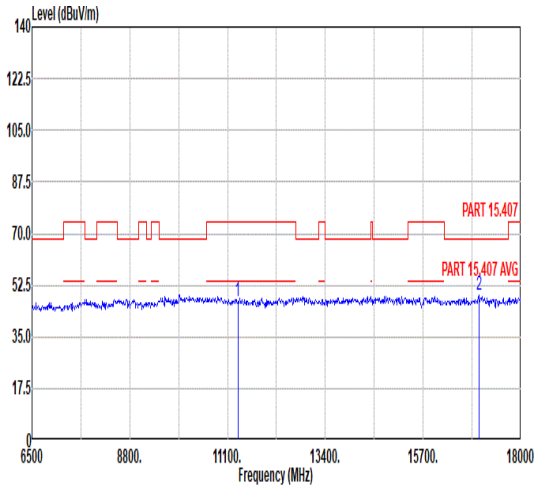 Freq Level Limit Line Margin Read Level Ant Factor Cable Loss Preamp Factor APos TPos Remark MHz dBuV/m dBuV/m dB dBuV dB/m dB dB cm deg 1 11340.00 47.12 74.00 -26.88 44.64 38.14 14.83 50.49 --- --- Peak 2 17010.00 49.07 68.30 -19.23 40.70 42.80 18.09 52.52 --- --- Peak	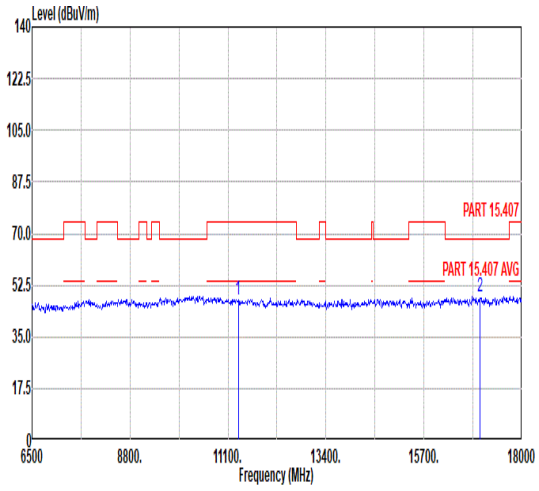 Freq Level Limit Line Margin Read Level Ant Factor Cable Loss Preamp Factor APos TPos Remark MHz dBuV/m dBuV/m dB dBuV dB/m dB dB cm deg 1 11340.00 47.56 74.00 -26.44 45.08 38.14 14.83 50.49 --- --- Peak 2 17010.00 48.42 68.30 -19.88 40.05 42.80 18.09 52.52 --- --- Peak

Mode	25	
	Band Edge - L	
	U-NII-1_5.15-5.25_ 802.11ac VHT80_CH42_5210MHz	
ANT	9+8	
Pol.	Horizontal	Fundamental
Peak	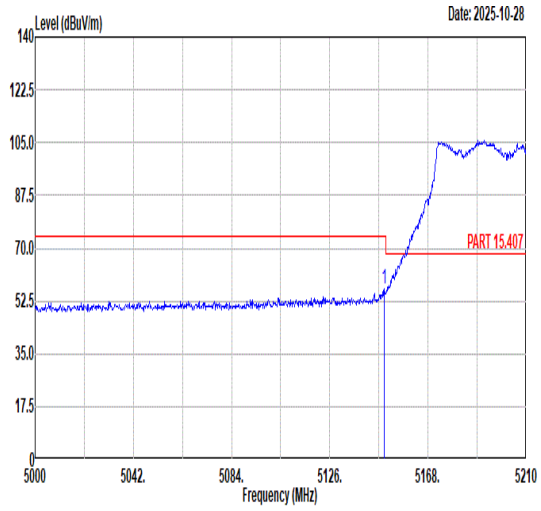 Freq Level Limit Line Margin (dB) Read Level Ant Factor Cable Loss Preamp Factor APos TPos Remark MHz dBuV/m dBuV/m dBuV dB/m dB dB cm deg 1 5149.31 56.78 74.00 -17.22 43.04 35.86 10.51 32.63 265 63 PEAK	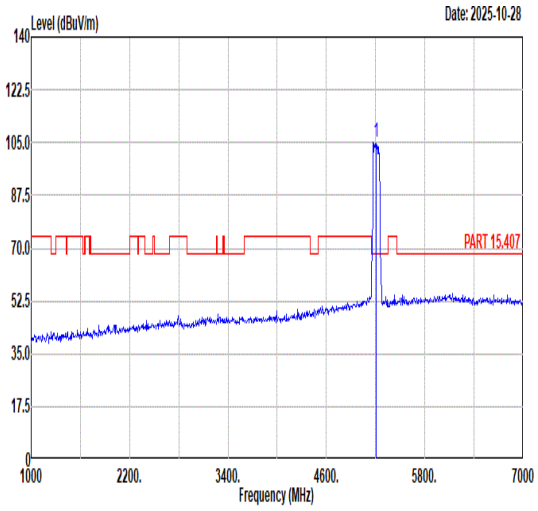 Freq Level Limit Line Margin (dB) Read Level Ant Factor Cable Loss Preamp Factor APos TPos Remark MHz dBuV/m dBuV/m dBuV dB/m dB dB cm deg 1 5210.00 104.92 ------ ------ 91.21 35.87 10.47 32.63 265 63 PEAK
Avg	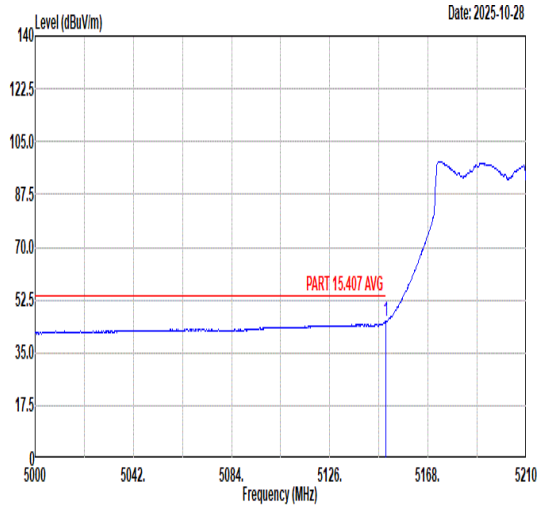 Freq Level Limit Line Margin (dB) Read Level Ant Factor Cable Loss Preamp Factor APos TPos Remark MHz dBuV/m dBuV/m dBuV dB/m dB dB cm deg 1 5149.94 45.52 54.00 -8.48 31.78 35.86 10.51 32.63 265 63 AVERAGE	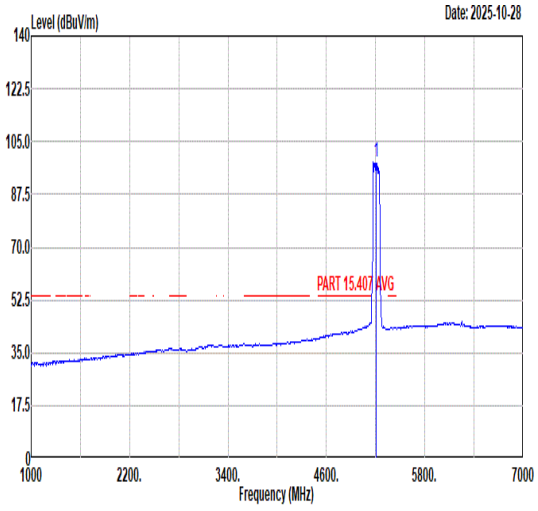 Freq Level Limit Line Margin (dB) Read Level Ant Factor Cable Loss Preamp Factor APos TPos Remark MHz dBuV/m dBuV/m dBuV dB/m dB dB cm deg 1 5210.00 98.12 ------ ------ 84.41 35.87 10.47 32.63 265 63 AVERAGE

Mode	25	
	Band Edge - R	
	U-NII-1_5.15-5.25_ 802.11ac VHT80_CH42_5210MHz	
ANT	9+8	
Pol.	Horizontal	Fundamental
Peak	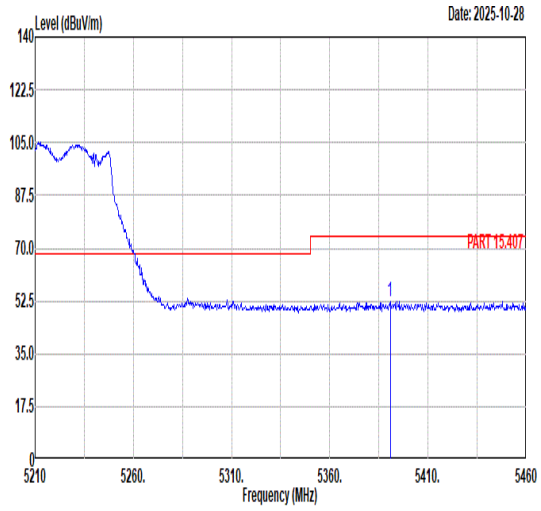 Freq Level Limit Line Margin (dB) Read Level Ant Factor Cable Loss Preamp Factor APos TPos Remark MHz dBuV/m dBuV/m dBuV dB/m dB dB cm deg 1 5390.75 52.26 74.00 -21.74 38.47 35.96 10.51 32.68 265 63 PEAK	Blank
Avg	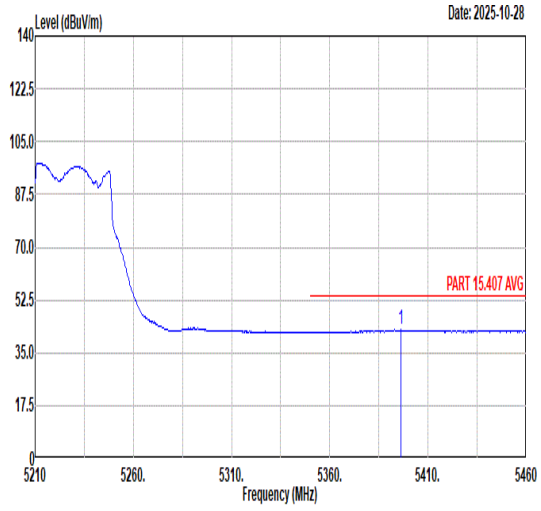 Freq Level Limit Line Margin (dB) Read Level Ant Factor Cable Loss Preamp Factor APos TPos Remark MHz dBuV/m dBuV/m dBuV dB/m dB dB cm deg 1 5396.25 42.68 54.00 -11.32 28.89 35.96 10.51 32.68 265 63 AVERAGE	Blank

Mode	25	
	Band Edge - L	
	U-NII-1_5.15-5.25_ 802.11ac VHT80_CH42_5210MHz	
ANT	9+8	
Pol.	Vertical	Fundamental
Peak	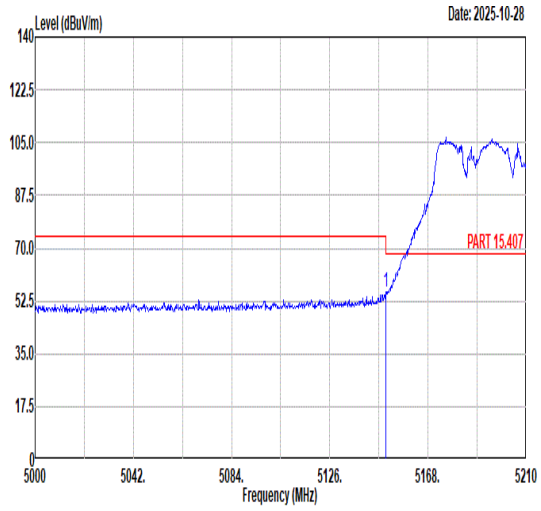 Freq Level Limit Line Margin (dB) Read Level Ant Factor Cable Loss Preamp Factor APos TPos Remark MHz dBuV/m dBuV/m dBuV dB/m dB dB cm deg 1 5149.94 55.35 74.00 -18.65 41.61 35.86 10.51 32.63 265 68 PEAK	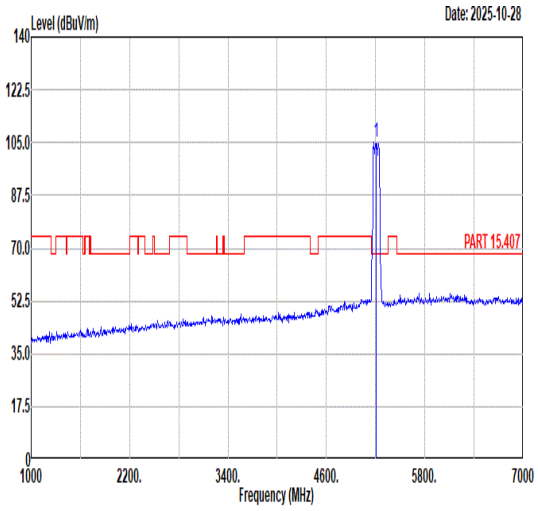 Freq Level Limit Line Margin (dB) Read Level Ant Factor Cable Loss Preamp Factor APos TPos Remark MHz dBuV/m dBuV/m dBuV dB/m dB dB cm deg 1 5210.00 105.21 ------ ------ 91.52 35.87 10.46 32.64 265 68 PEAK
Avg	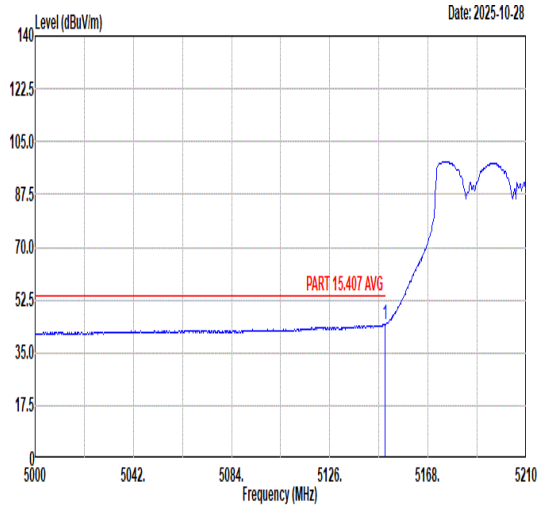 Freq Level Limit Line Margin (dB) Read Level Ant Factor Cable Loss Preamp Factor APos TPos Remark MHz dBuV/m dBuV/m dBuV dB/m dB dB cm deg 1 5149.52 44.44 54.00 -9.56 30.70 35.86 10.51 32.63 265 68 AVERAGE	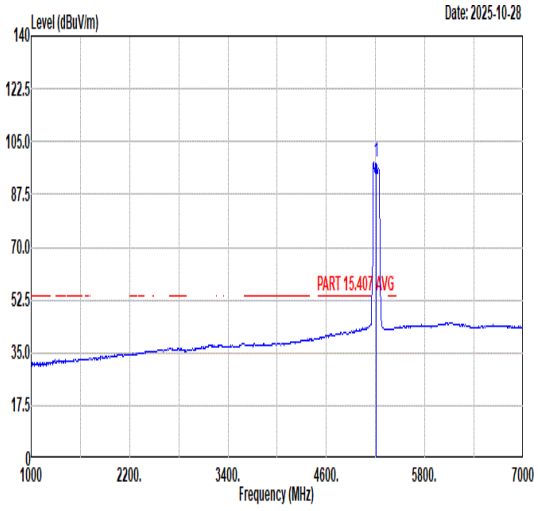 Freq Level Limit Line Margin (dB) Read Level Ant Factor Cable Loss Preamp Factor APos TPos Remark MHz dBuV/m dBuV/m dBuV dB/m dB dB cm deg 1 5210.00 98.19 ------ ------ 84.50 35.87 10.46 32.64 265 68 AVERAGE

Mode	25	
	Band Edge - R	
	U-NII-1_5.15-5.25_ 802.11ac VHT80_CH42_5210MHz	
ANT	9+8	
Pol.	Vertical	Fundamental
Peak	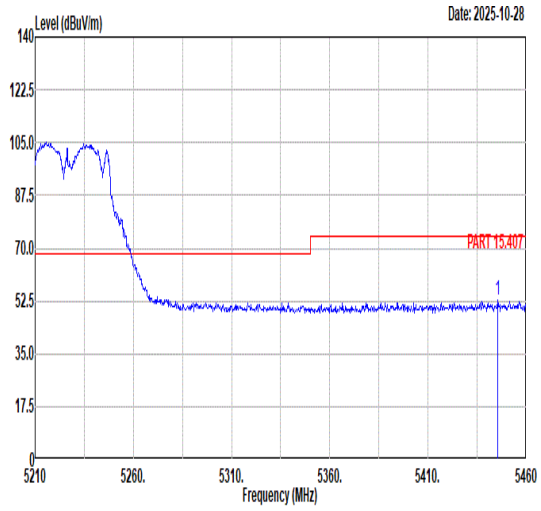 Freq Level Limit Line Margin (dB) Read Level Ant Factor Cable Loss Preamp Factor APos TPos Remark MHz dBuV/m dBuV/m dBuV dB/m dB dB cm deg 1 5445.50 52.90 74.00 -21.10 39.08 35.98 10.53 32.69 265 68 PEAK	Blank
Avg	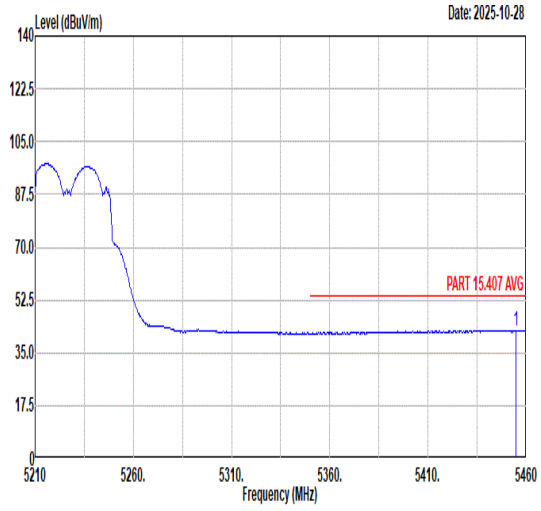 Freq Level Limit Line Margin (dB) Read Level Ant Factor Cable Loss Preamp Factor APos TPos Remark MHz dBuV/m dBuV/m dBuV dB/m dB dB cm deg 1 5454.75 42.52 54.00 -11.48 28.69 35.98 10.54 32.69 265 68 AVERAGE	Blank

Mode	26	
	Band Edge - L	
	U-NII-2A_5.25-5.35_ 802.11ac VHT80_CH58_5290MHz	
ANT	9+8	
Pol.	Horizontal	Fundamental
Peak	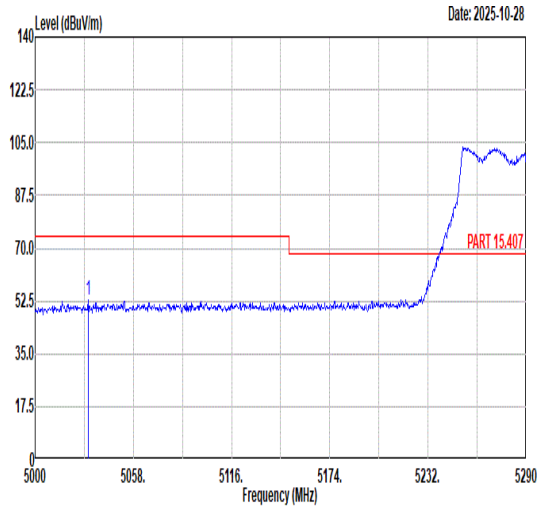 Freq Level Limit Line Margin (dB) Read Level Ant Factor Cable Loss Preamp Factor APos TPos Remark MHz dBuV/m dBuV/m dBuV dB/m dB dB cm deg 1 5031.61 52.59 74.00 -21.41 38.94 35.81 10.45 32.61 262 60 PEAK	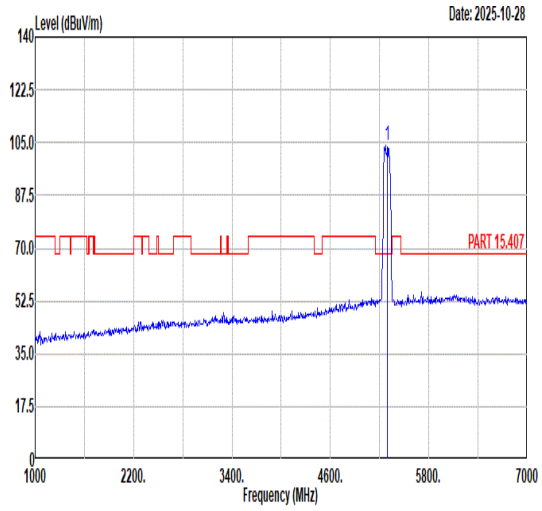 Freq Level Limit Line Margin (dB) Read Level Ant Factor Cable Loss Preamp Factor APos TPos Remark MHz dBuV/m dBuV/m dBuV dB/m dB dB cm deg 1 5290.00 103.83 ------ ------ 90.02 35.91 10.55 32.65 262 60 PEAK
Avg	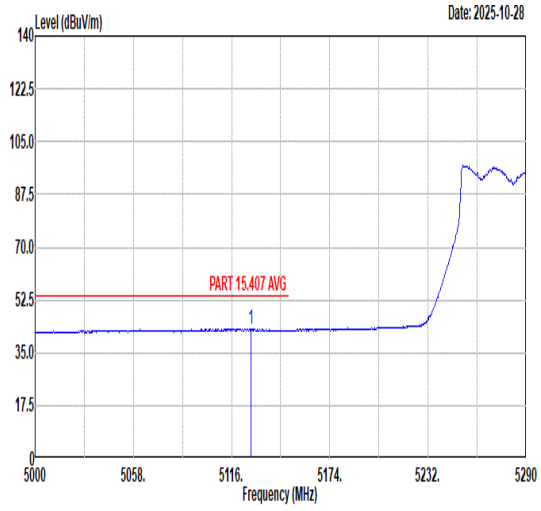 Freq Level Limit Line Margin (dB) Read Level Ant Factor Cable Loss Preamp Factor APos TPos Remark MHz dBuV/m dBuV/m dBuV dB/m dB dB cm deg 1 5127.31 42.91 54.00 -11.09 29.13 35.85 10.56 32.63 262 60 AVERAGE	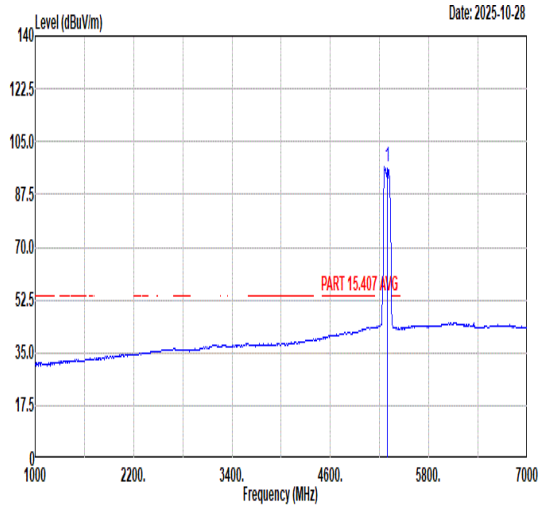 Freq Level Limit Line Margin (dB) Read Level Ant Factor Cable Loss Preamp Factor APos TPos Remark MHz dBuV/m dBuV/m dBuV dB/m dB dB cm deg 1 5290.00 96.80 ------ ------ 83.04 35.90 10.51 32.65 262 60 AVERAGE

Mode	26	
	Band Edge - R	
	U-NII-2A_5.25-5.35_ 802.11ac VHT80_CH58_5290MHz	
ANT	9+8	
Pol.	Horizontal	Fundamental
Peak	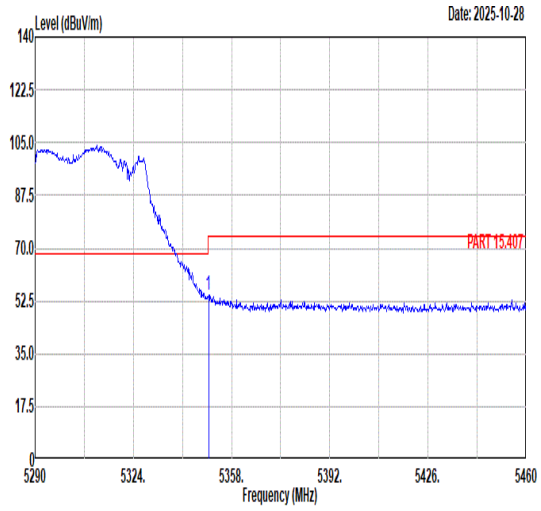 Freq Level Limit Line Margin (dB) Read Level Ant Factor Cable Loss Preamp Factor APos TPos Remark MHz dBuV/m dBuV/m dBuV dB/m dB dB cm deg 1 5350.01 54.28 74.00 -19.72 40.46 35.94 10.55 32.67 262 60 PEAK	Blank
Avg	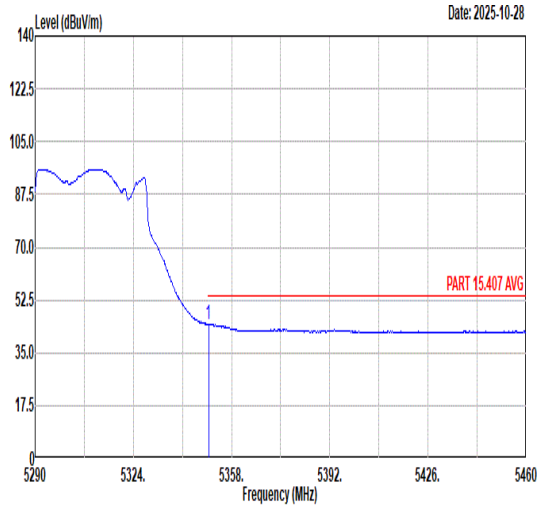 Freq Level Limit Line Margin (dB) Read Level Ant Factor Cable Loss Preamp Factor APos TPos Remark MHz dBuV/m dBuV/m dBuV dB/m dB dB cm deg 1 5350.01 44.56 54.00 -9.44 30.74 35.94 10.55 32.67 262 60 AVERAGE	Blank

Mode	26	
	Band Edge - L	
	U-NII-2A_5.25-5.35_ 802.11ac VHT80_CH58_5290MHz	
ANT	9+8	
Pol.	Vertical	Fundamental
Peak	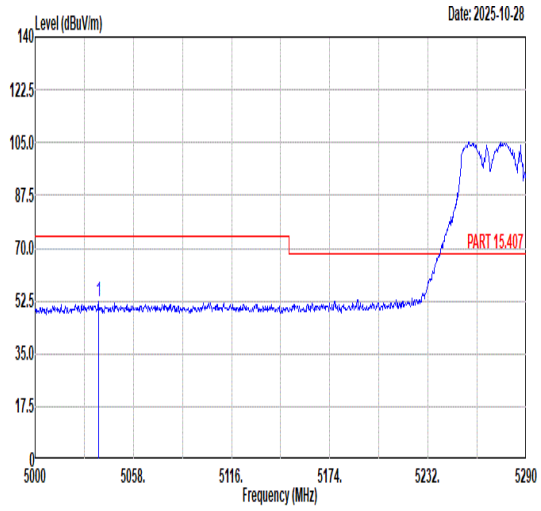 Freq Level Limit Line Margin (dB) Read Level Ant Factor Cable Loss Preamp Factor APos TPos Remark MHz dBuV/m dBuV/m dBuV dB/m dB dB cm deg 1 5037.41 52.26 74.00 -21.74 38.60 35.81 10.46 32.61 238 64 PEAK	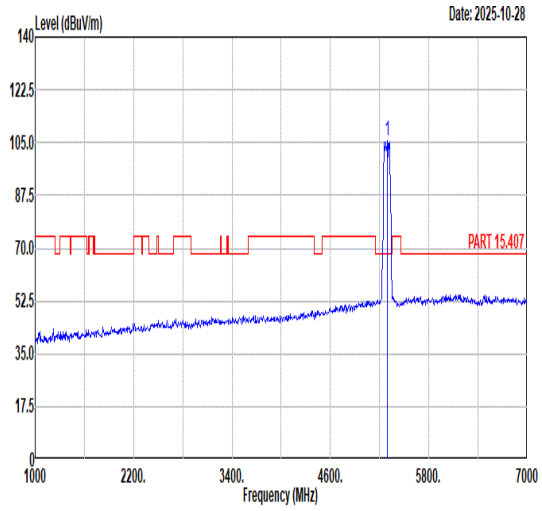 Freq Level Limit Line Margin (dB) Read Level Ant Factor Cable Loss Preamp Factor APos TPos Remark MHz dBuV/m dBuV/m dBuV dB/m dB dB cm deg 1 5290.00 105.40 ------ ------ 91.55 35.92 10.59 32.66 238 64 PEAK
Avg	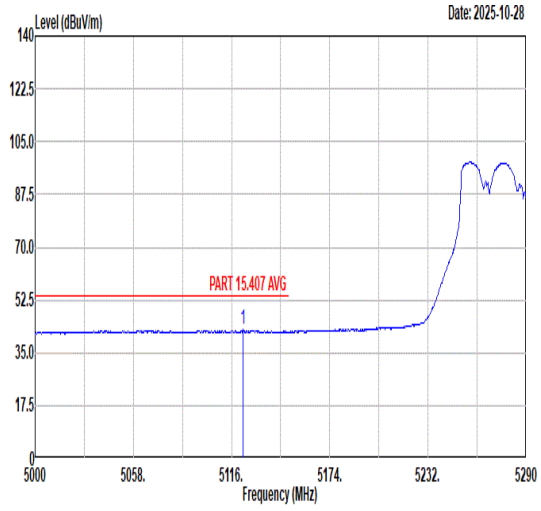 Freq Level Limit Line Margin (dB) Read Level Ant Factor Cable Loss Preamp Factor APos TPos Remark MHz dBuV/m dBuV/m dBuV dB/m dB dB cm deg 1 5122.67 42.55 54.00 -11.45 28.75 35.85 10.57 32.62 238 64 AVERAGE	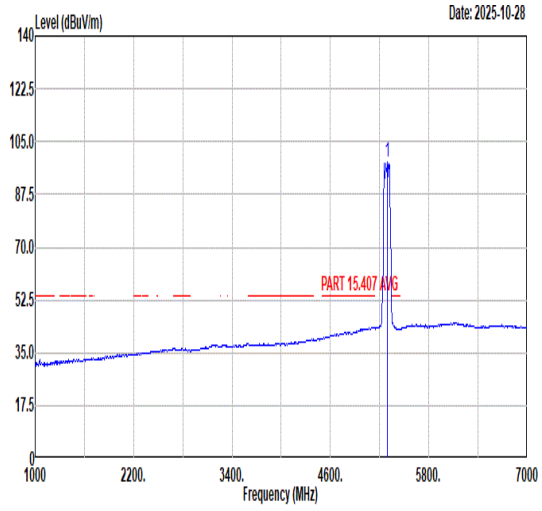 Freq Level Limit Line Margin (dB) Read Level Ant Factor Cable Loss Preamp Factor APos TPos Remark MHz dBuV/m dBuV/m dBuV dB/m dB dB cm deg 1 5290.00 98.32 ------ ------ 84.47 35.92 10.59 32.66 238 64 AVERAGE

Mode	26	
	Band Edge - R	
	U-NII-2A_5.25-5.35_ 802.11ac VHT80_CH58_5290MHz	
ANT	9+8	
Pol.	Vertical	Fundamental
Peak	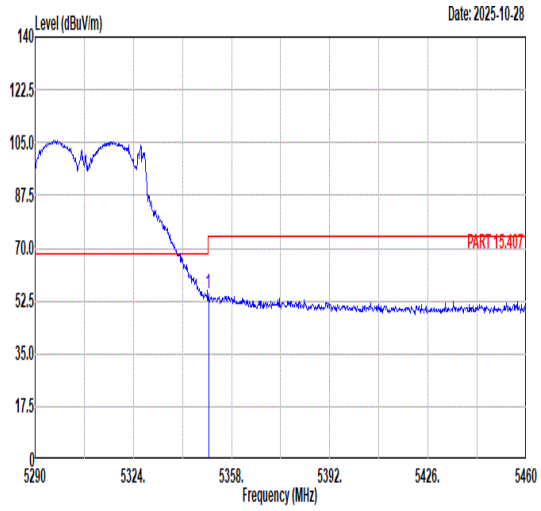 Freq Level Limit Line Margin (dB) Read Level Ant Factor Cable Loss Preamp Factor APos TPos Remark MHz dBuV/m dBuV/m dBuV dB/m dB dB cm deg 1 5350.01 55.07 74.00 -18.93 41.25 35.94 10.55 32.67 238 64 PEAK	Blank
Avg	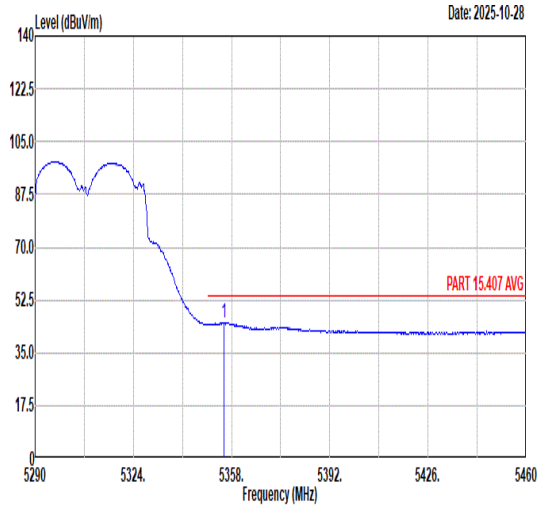 Freq Level Limit Line Margin (dB) Read Level Ant Factor Cable Loss Preamp Factor APos TPos Remark MHz dBuV/m dBuV/m dBuV dB/m dB dB cm deg 1 5355.45 44.86 54.00 -9.14 31.04 35.94 10.55 32.67 238 64 AVERAGE	Blank

Mode	27	
	Band Edge - L	
	U-NII-2C_5.47-5.725_ 802.11ac VHT80_CH106_5530MHz	
ANT	9+8	
Pol.	Horizontal	Fundamental
Peak	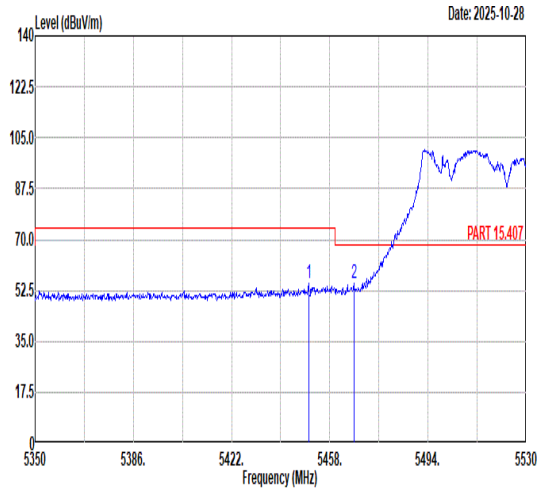 Freq Level Limit Line Margin (dB) Read Level Ant Factor Cable Loss Preamp Factor APos TPos Remark MHz dBuV/m dBuV/m dBuV dB/m dB dB cm deg 1 5450.26 54.90 74.00 -19.10 41.07 35.98 10.54 32.69 249 63 PEAK 2 5466.82 55.02 68.30 -13.28 41.17 35.99 10.55 32.69 249 63 PEAK	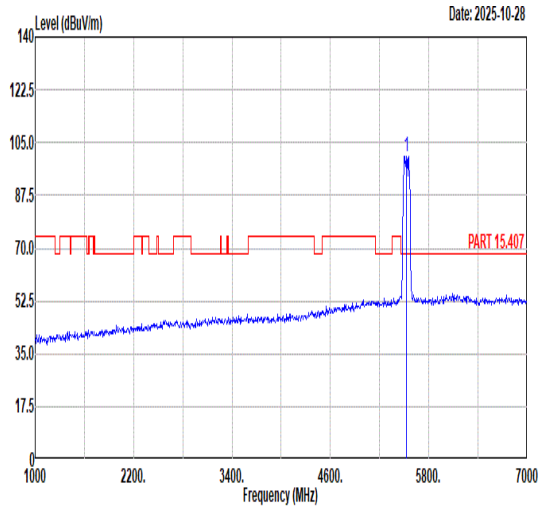 Freq Level Limit Line Margin (dB) Read Level Ant Factor Cable Loss Preamp Factor APos TPos Remark MHz dBuV/m dBuV/m dBuV dB/m dB dB cm deg 1 5530.00 100.52 ------ ------ 86.63 36.01 10.58 32.70 249 63 PEAK
Avg	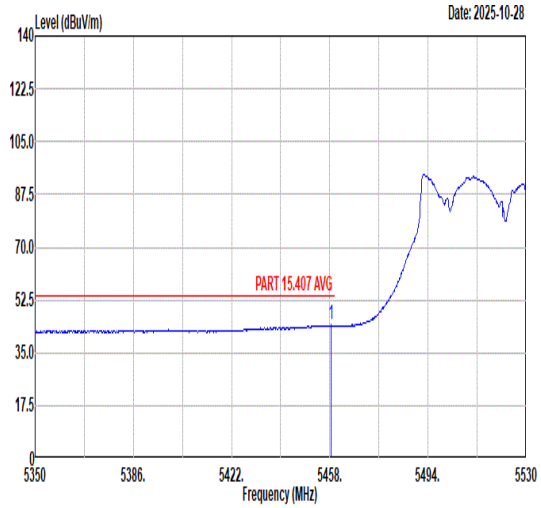 Freq Level Limit Line Margin (dB) Read Level Ant Factor Cable Loss Preamp Factor APos TPos Remark MHz dBuV/m dBuV/m dBuV dB/m dB dB cm deg 1 5458.54 44.19 54.00 -9.81 30.36 35.98 10.54 32.69 249 63 AVERAGE	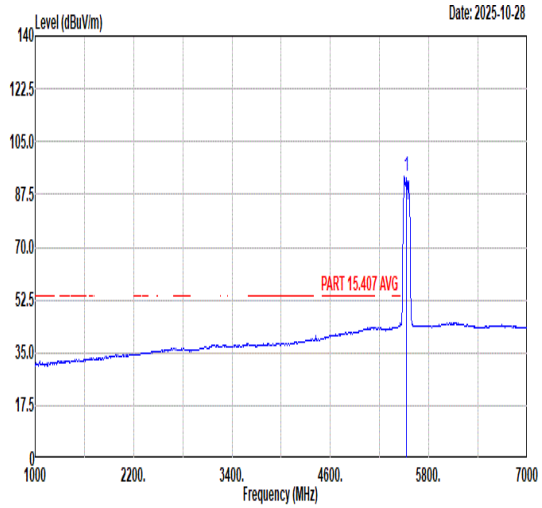 Freq Level Limit Line Margin (dB) Read Level Ant Factor Cable Loss Preamp Factor APos TPos Remark MHz dBuV/m dBuV/m dBuV dB/m dB dB cm deg 1 5530.00 93.68 ------ ------ 79.81 36.00 10.57 32.70 249 63 AVERAGE

Mode	27	
	Band Edge - R	
	U-NII-2C_5.47-5.725_ 802.11ac VHT80_CH106_5530MHz	
ANT	9+8	
Pol.	Horizontal	Fundamental
Peak	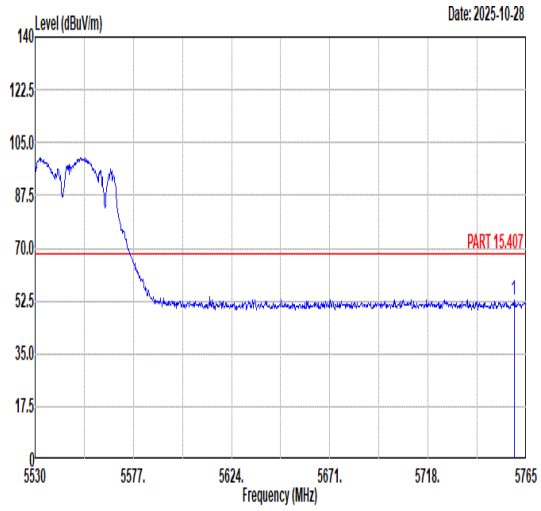 Freq Level Limit Line Margin (dB) Read Level Ant Factor Cable Loss Preamp Factor APos TPos Remark MHz dBuV/m dBuV/m dBuV dB/m dB dB cm deg 1 5759.13 52.97 68.30 -15.33 38.51 36.41 10.85 32.80 249 63 PEAK	Blank

Mode	27	
	Band Edge - L	
	U-NII-2C_5.47-5.725_ 802.11ac VHT80_CH106_5530MHz	
ANT	9+8	
Pol.	Vertical	Fundamental
Peak	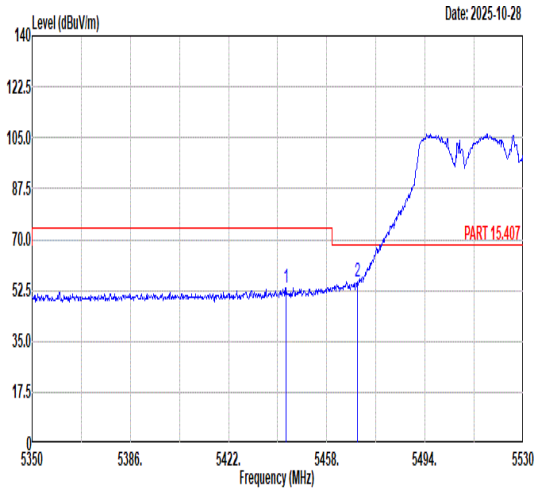 Freq Level Limit Line Margin (dB) Read Level Ant Factor Cable Loss Preamp Factor APos TPos Remark MHz dBuV/m dBuV/m dBuV dB/m dB dB cm deg 1 5443.06 53.61 74.00 -20.39 39.79 35.98 10.53 32.69 242 67 PEAK 2 5469.16 55.69 68.30 -12.61 41.84 35.99 10.55 32.69 242 67 PEAK	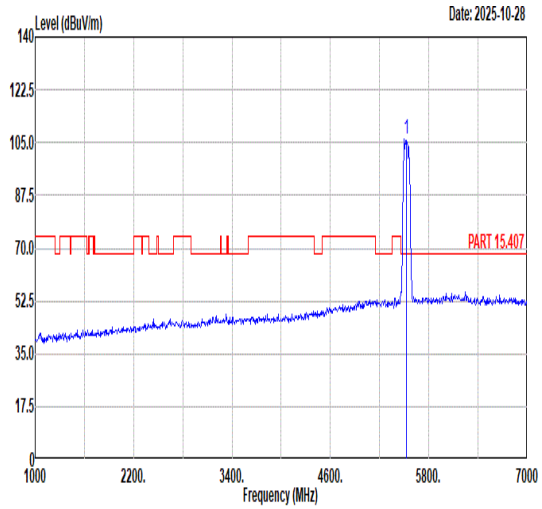 Freq Level Limit Line Margin (dB) Read Level Ant Factor Cable Loss Preamp Factor APos TPos Remark MHz dBuV/m dBuV/m dBuV dB/m dB dB cm deg 1 5530.00 105.99 ------ ------ 92.11 36.00 10.58 32.70 242 67 PEAK
Avg	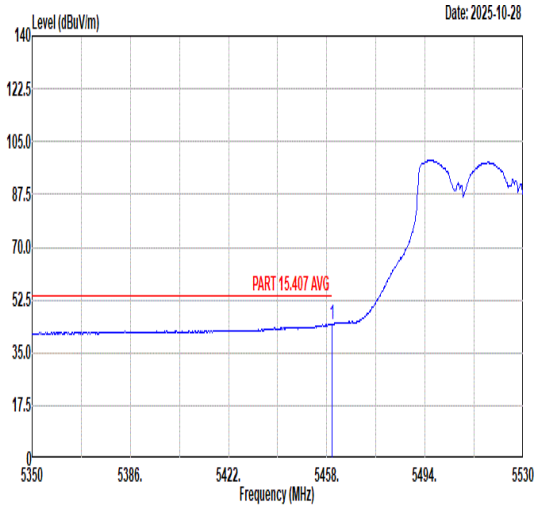 Freq Level Limit Line Margin (dB) Read Level Ant Factor Cable Loss Preamp Factor APos TPos Remark MHz dBuV/m dBuV/m dBuV dB/m dB dB cm deg 1 5459.98 44.49 54.00 -9.51 30.66 35.98 10.54 32.69 242 67 AVERAGE	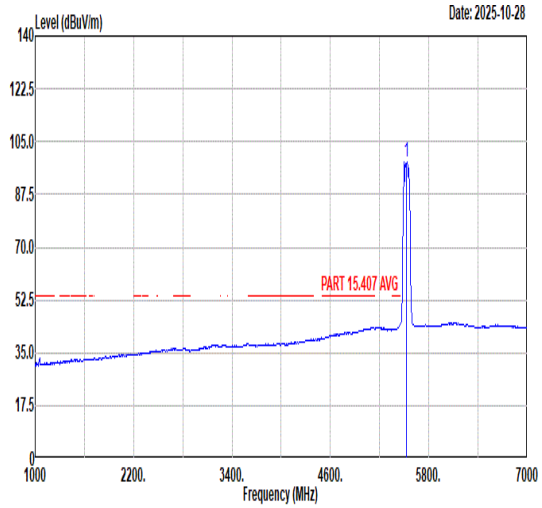 Freq Level Limit Line Margin (dB) Read Level Ant Factor Cable Loss Preamp Factor APos TPos Remark MHz dBuV/m dBuV/m dBuV dB/m dB dB cm deg 1 5530.00 98.48 ------ ------ 84.61 36.00 10.57 32.70 242 67 AVERAGE

Mode	27	
	Band Edge - R	
	U-NII-2C_5.47-5.725_ 802.11ac VHT80_CH106_5530MHz	
ANT	9+8	
Pol.	Vertical	Fundamental
Peak	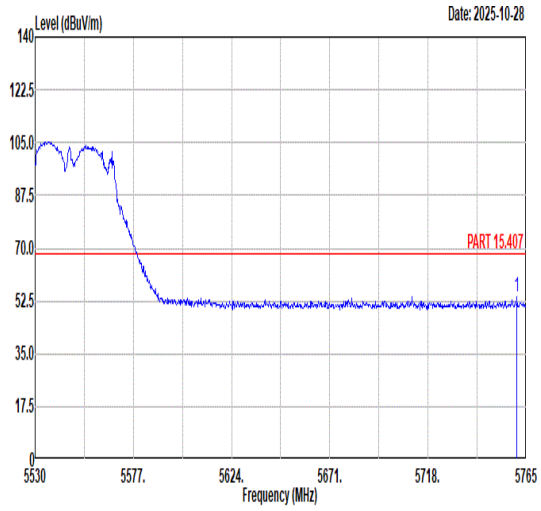 Freq Level Limit Line Margin (dB) Read Level Ant Factor Cable Loss Preamp Factor APos TPos Remark MHz dBuV/m dBuV/m dBuV dB/m dB dB cm deg 1 5760.54 53.67 68.30 -14.63 39.20 36.42 10.85 32.80 242 67 PEAK	Blank

Mode	27	
	Harmonic	
	U-NII-2C_5.47-5.725_ 802.11ac VHT80_CH106_5530MHz	
ANT	9+8	
Pol.	Horizontal	Vertical
Peak Avg	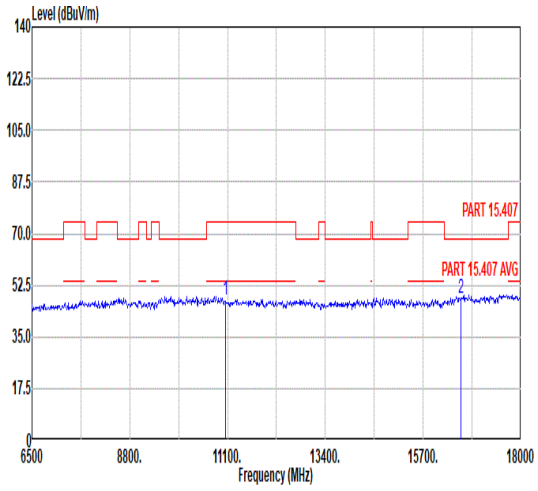 Freq Level Limit Line Margin Read Level Ant Factor Cable Loss Preamp Factor APos TPos Remark MHz dBuV/m dBuV/m dB dBuV dB/m dB dB cm deg 1 11060.00 47.71 74.00 -26.29 45.94 37.94 14.66 50.83 --- --- Peak 2 16590.00 48.02 68.30 -20.28 41.13 42.14 17.74 52.99 --- --- Peak	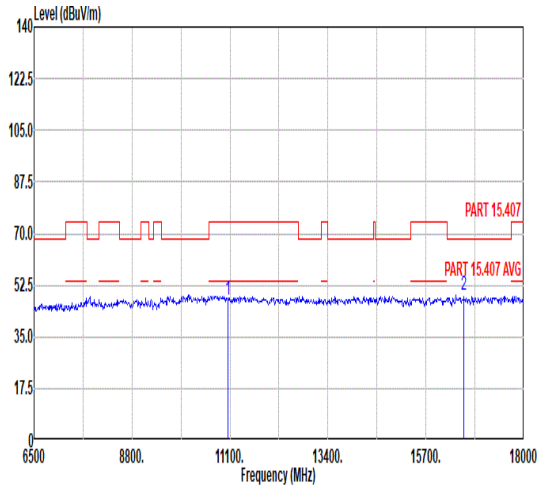 Freq Level Limit Line Margin Read Level Ant Factor Cable Loss Preamp Factor APos TPos Remark MHz dBuV/m dBuV/m dB dBuV dB/m dB dB cm deg 1 11060.00 47.46 74.00 -26.54 45.69 37.94 14.66 50.83 --- --- Peak 2 16590.00 48.91 68.30 -19.39 42.02 42.14 17.74 52.99 --- --- Peak

Mode	28	
	Band Edge - L	
	U-NII-2C_5.47-5.725_ 802.11ac VHT80_CH122_5610MHz	
ANT	9+8	
Pol.	Horizontal	Fundamental
Peak	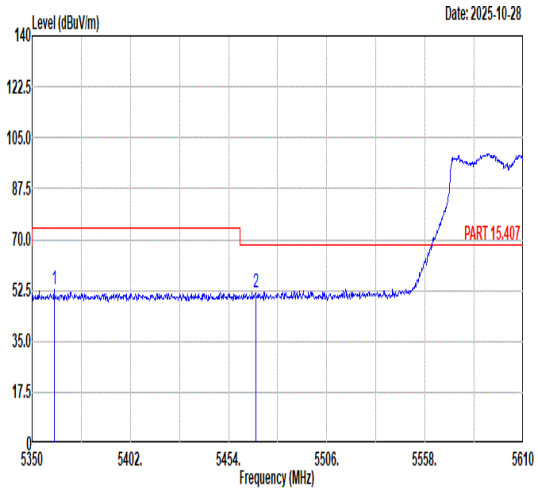 Freq Level Limit Line Margin (dB) Read Level Ant Factor Cable Loss Preamp Factor APos TPos Remark MHz dBuV/m dBuV/m dBuV dB/m dB dB cm deg 1 5361.70 52.81 74.00 -21.19 39.00 35.94 10.54 32.67 198 71 PEAK 2 5468.30 51.80 68.30 -16.50 37.95 35.99 10.55 32.69 198 71 PEAK	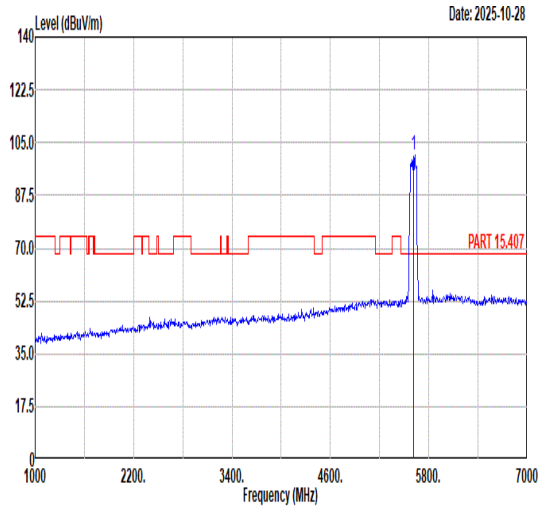 Freq Level Limit Line Margin (dB) Read Level Ant Factor Cable Loss Preamp Factor APos TPos Remark MHz dBuV/m dBuV/m dBuV dB/m dB dB cm deg 1 5610.00 100.95 ------ ------ 86.72 36.21 10.77 32.75 198 71 PEAK
Avg	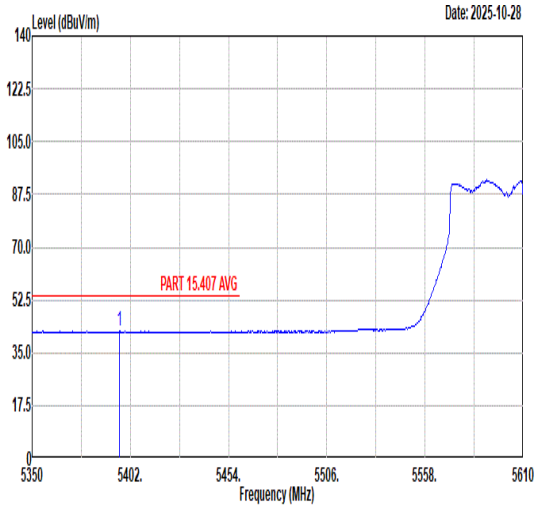 Freq Level Limit Line Margin (dB) Read Level Ant Factor Cable Loss Preamp Factor APos TPos Remark MHz dBuV/m dBuV/m dBuV dB/m dB dB cm deg 1 5396.28 42.33 54.00 -11.67 28.54 35.96 10.51 32.68 198 71 AVERAGE	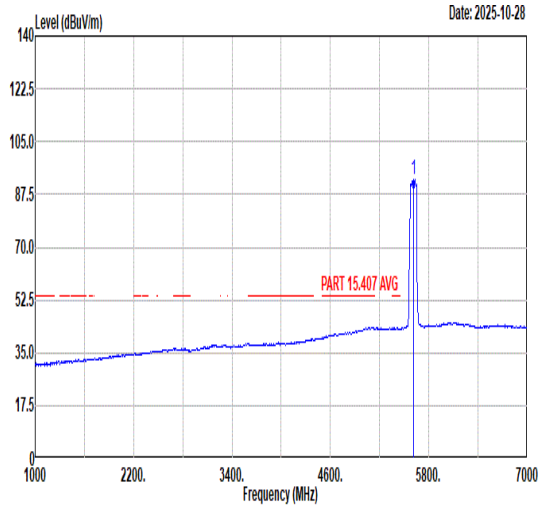 Freq Level Limit Line Margin (dB) Read Level Ant Factor Cable Loss Preamp Factor APos TPos Remark MHz dBuV/m dBuV/m dBuV dB/m dB dB cm deg 1 5610.00 92.57 ------ ------ 78.41 36.18 10.73 32.75 198 71 AVERAGE

Mode	28	
	Band Edge - R	
	U-NII-2C_5.47-5.725_ 802.11ac VHT80_CH122_5610MHz	
ANT	9+8	
Pol.	Horizontal	Fundamental
Peak	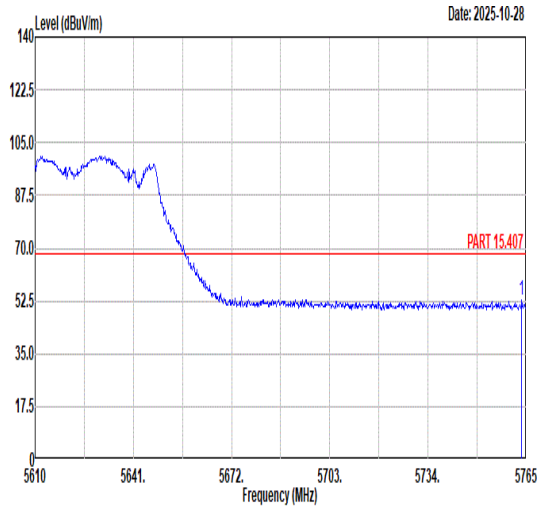 Freq Level Limit Line Margin (dB) Read Level Ant Factor Cable Loss Preamp Factor APos TPos Remark MHz dBuV/m dBuV/m dBuV dB/m dB dB cm deg 1 5763.61 52.70 68.30 -15.60 38.25 36.42 10.84 32.81 198 71 PEAK	Blank

Mode	28	
	Band Edge - L	
	U-NII-2C_5.47-5.725_ 802.11ac VHT80_CH122_5610MHz	
ANT	9+8	
Pol.	Vertical	Fundamental
Peak	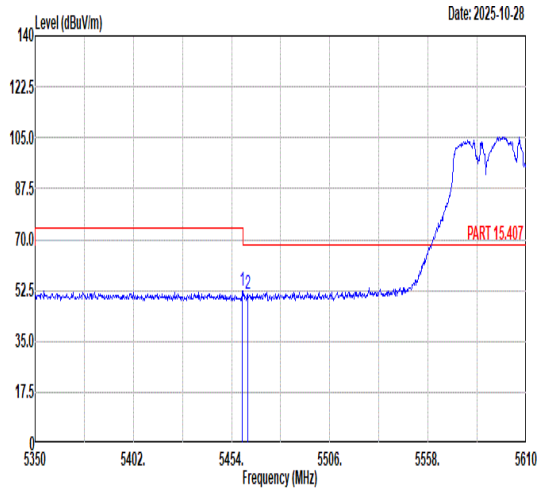 Freq Level Limit Line Margin (dB) Read Level Ant Factor Cable Loss Preamp Factor APos TPos Remark MHz dBuV/m dBuV/m dBuV dB/m dB dB cm deg 1 5459.72 52.35 74.00 -21.65 38.52 35.98 10.54 32.69 244 67 PEAK 2 5462.58 51.30 68.30 -17.00 37.45 35.99 10.55 32.69 244 67 PEAK	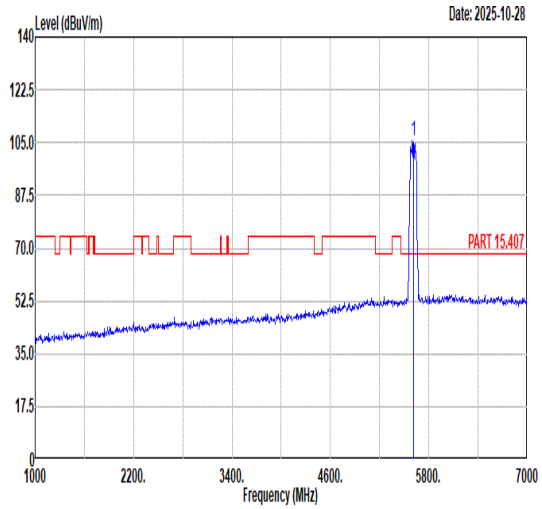 Freq Level Limit Line Margin (dB) Read Level Ant Factor Cable Loss Preamp Factor APos TPos Remark MHz dBuV/m dBuV/m dBuV dB/m dB dB cm deg 1 5610.00 105.43 ------ ------ 91.32 36.15 10.70 32.74 244 67 PEAK
Avg	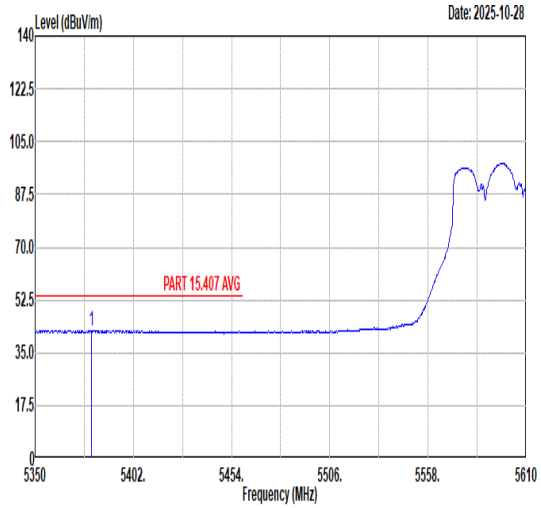 Freq Level Limit Line Margin (dB) Read Level Ant Factor Cable Loss Preamp Factor APos TPos Remark MHz dBuV/m dBuV/m dBuV dB/m dB dB cm deg 1 5379.90 42.42 54.00 -11.58 28.63 35.95 10.52 32.68 244 67 AVERAGE	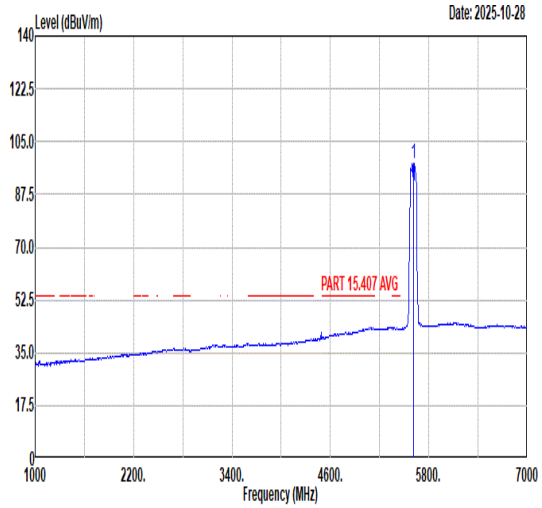 Freq Level Limit Line Margin (dB) Read Level Ant Factor Cable Loss Preamp Factor APos TPos Remark MHz dBuV/m dBuV/m dBuV dB/m dB dB cm deg 1 5610.00 97.78 ------ ------ 83.62 36.18 10.73 32.75 244 67 AVERAGE

Mode	28	
	Band Edge - R	
	U-NII-2C_5.47-5.725_ 802.11ac VHT80_CH122_5610MHz	
ANT	9+8	
Pol.	Vertical	Fundamental
Peak	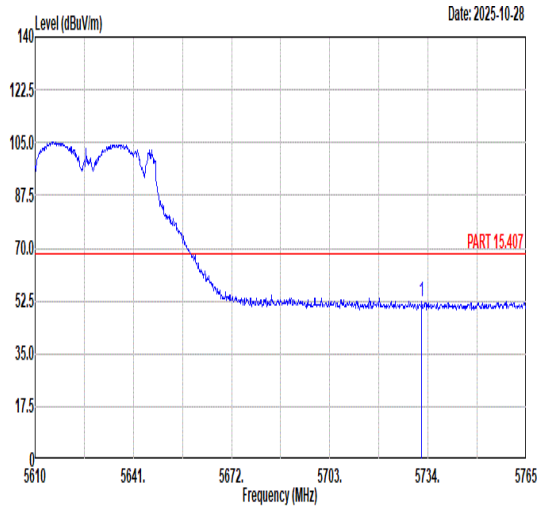 Freq Level Limit Line Margin (dB) Read Level Ant Factor Cable Loss Preamp Factor APos TPos Remark MHz dBuV/m dBuV/m dBuV dB/m dB dB cm deg 1 5731.99 52.47 68.30 -15.83 38.02 36.37 10.87 32.79 244 67 PEAK	Blank

Mode	28	
	Harmonic	
	U-NII-2C_5.47-5.725_ 802.11ac VHT80_CH122_5610MHz	
ANT	9+8	
Pol.	Horizontal	Vertical
Peak Avg	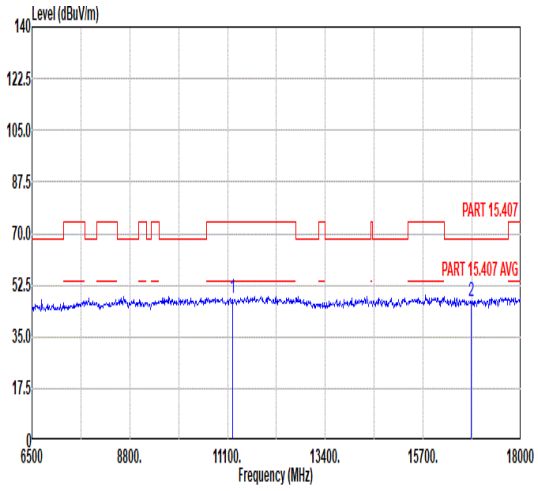 Freq Level Limit Line Margin Read Level Ant Factor Cable Loss Preamp Factor APos TPos Remark MHz dBuV/m dBuV/m dB dBuV dB/m dB dB cm deg 1 11220.00 47.98 74.00 -26.02 45.81 38.05 14.76 50.64 --- --- Peak 2 16830.00 47.19 68.30 -21.11 39.41 42.53 17.95 52.70 --- --- Peak	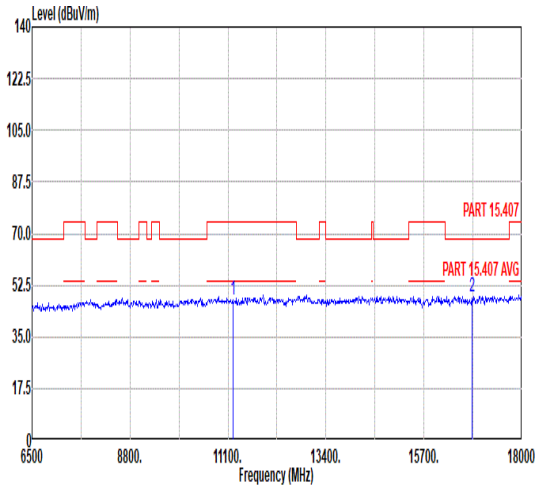 Freq Level Limit Line Margin Read Level Ant Factor Cable Loss Preamp Factor APos TPos Remark MHz dBuV/m dBuV/m dB dBuV dB/m dB dB cm deg 1 11220.00 47.56 74.00 -26.44 45.39 38.05 14.76 50.64 --- --- Peak 2 16830.00 48.66 68.30 -19.64 40.88 42.53 17.95 52.70 --- --- Peak

Mode	29	
	Band Edge - L	
	U-NII-2A_5.25-5.35_ 802.11ac VHT160_CH50_5250MHz	
ANT	9+8	
Pol.	Horizontal	Fundamental
Peak	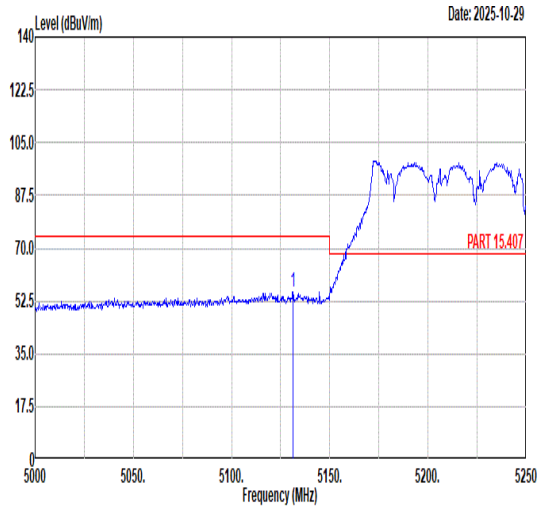 Freq Level Limit Line Margin (dB) Read Level Ant Factor Cable Loss Preamp Factor APos TPos Remark MHz dBuV/m dBuV/m dBuV dB/m dB dB cm deg 1 5131.25 55.46 74.00 -18.54 41.69 35.85 10.55 32.63 197 69 PEAK	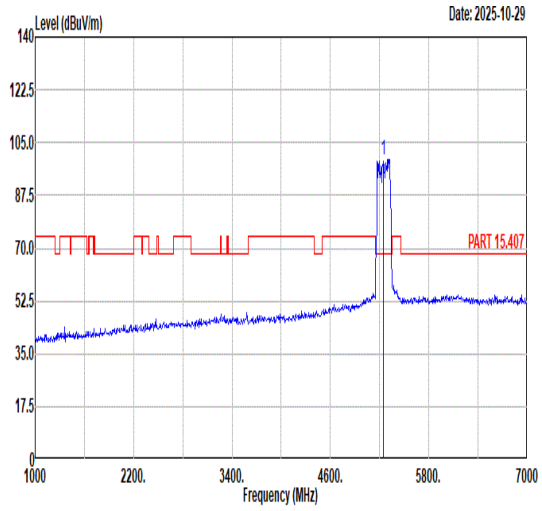 Freq Level Limit Line Margin (dB) Read Level Ant Factor Cable Loss Preamp Factor APos TPos Remark MHz dBuV/m dBuV/m dBuV dB/m dB dB cm deg 1 5250.00 99.56 ------ ------ 85.70 35.93 10.59 32.66 197 69 PEAK
Avg	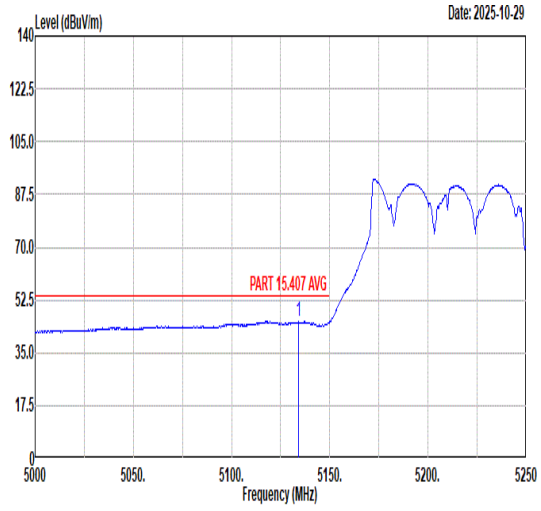 Freq Level Limit Line Margin (dB) Read Level Ant Factor Cable Loss Preamp Factor APos TPos Remark MHz dBuV/m dBuV/m dBuV dB/m dB dB cm deg 1 5134.00 45.48 54.00 -8.52 31.72 35.85 10.54 32.63 197 69 AVERAGE	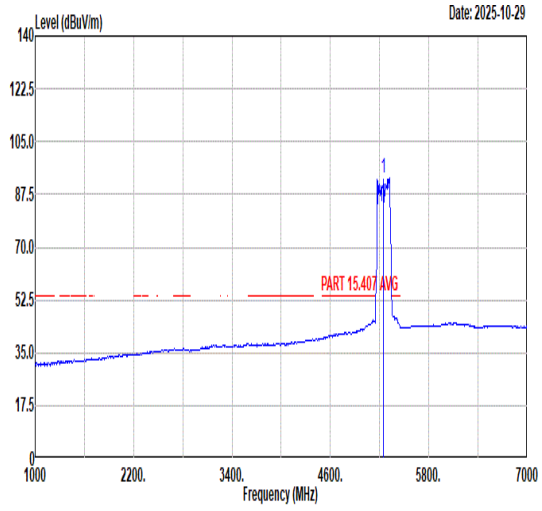 Freq Level Limit Line Margin (dB) Read Level Ant Factor Cable Loss Preamp Factor APos TPos Remark MHz dBuV/m dBuV/m dBuV dB/m dB dB cm deg 1 5250.00 92.82 ------ ------ 78.97 35.93 10.58 32.66 197 69 AVERAGE

Mode	29	
	Band Edge - R	
	U-NII-2A_5.25-5.35_ 802.11ac VHT160_CH50_5250MHz	
ANT	9+8	
Pol.	Horizontal	Fundamental
Peak	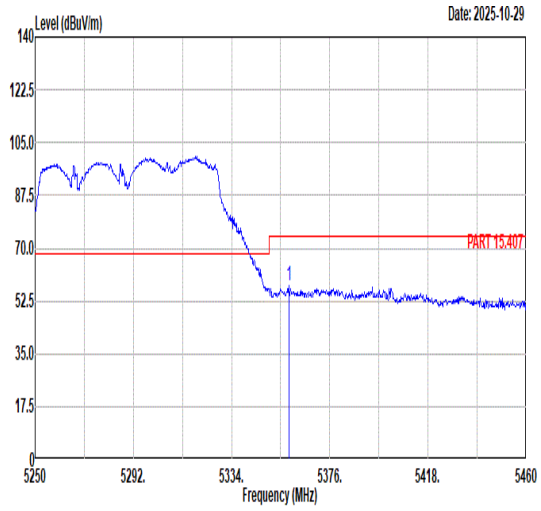 Freq Level Limit Line Margin (dB) Read Level Ant Factor Cable Loss Preamp Factor APos TPos Remark MHz dBuV/m dBuV/m dBuV dB/m dB dB cm deg 1 5358.57 57.59 74.00 -16.41 43.78 35.94 10.54 32.67 197 69 PEAK	Blank
Avg	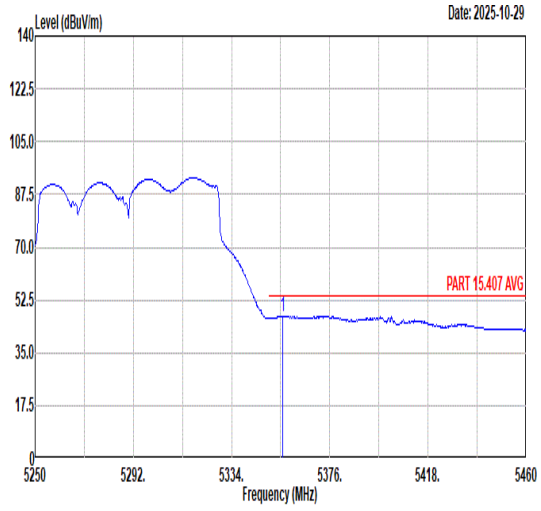 Freq Level Limit Line Margin (dB) Read Level Ant Factor Cable Loss Preamp Factor APos TPos Remark MHz dBuV/m dBuV/m dBuV dB/m dB dB cm deg 1 5355.84 47.17 54.00 -6.83 33.35 35.94 10.55 32.67 197 69 AVERAGE	Blank

Mode	29	
	Band Edge - L	
	U-NII-2A_5.25-5.35_ 802.11ac VHT160_CH50_5250MHz	
ANT	9+8	
Pol.	Vertical	Fundamental
Peak	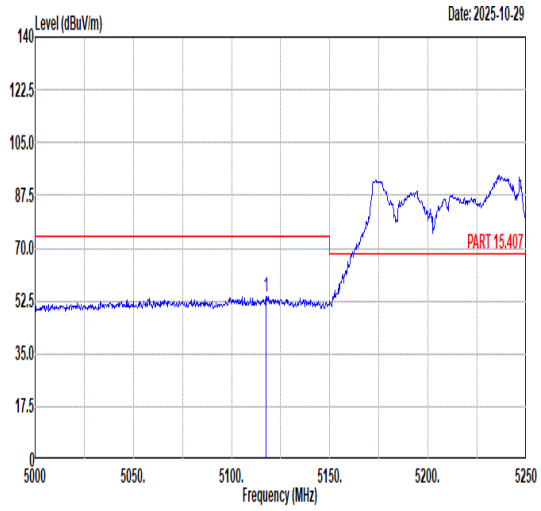 Freq Level Limit Line Margin (dB) Read Level Ant Factor Cable Loss Preamp Factor APos TPos Remark MHz dBuV/m dBuV/m dBuV dB/m dB dB cm deg 1 5117.50 53.94 74.00 -20.06 40.13 35.85 10.58 32.62 242 66 PEAK	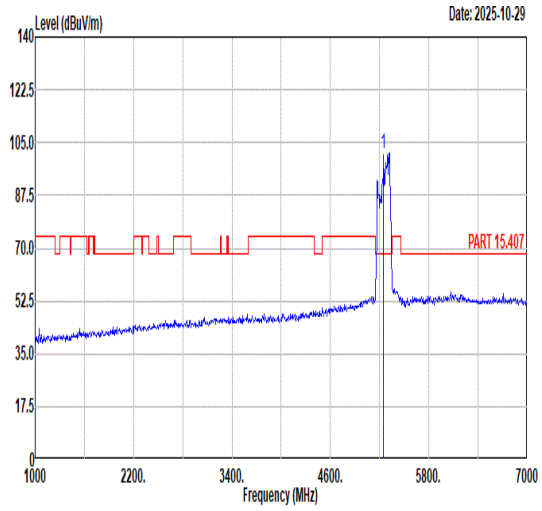 Freq Level Limit Line Margin (dB) Read Level Ant Factor Cable Loss Preamp Factor APos TPos Remark MHz dBuV/m dBuV/m dBuV dB/m dB dB cm deg 1 5250.00 101.61 ------ ------ 87.76 35.93 10.58 32.66 242 66 PEAK
Avg	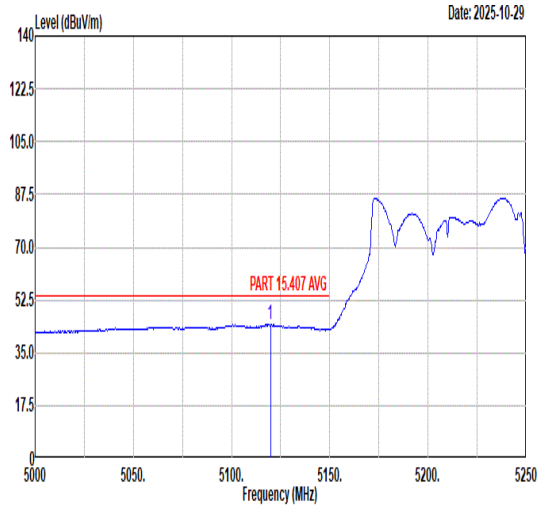 Freq Level Limit Line Margin (dB) Read Level Ant Factor Cable Loss Preamp Factor APos TPos Remark MHz dBuV/m dBuV/m dBuV dB/m dB dB cm deg 1 5119.75 44.31 54.00 -9.69 30.51 35.85 10.57 32.62 242 66 AVERAGE	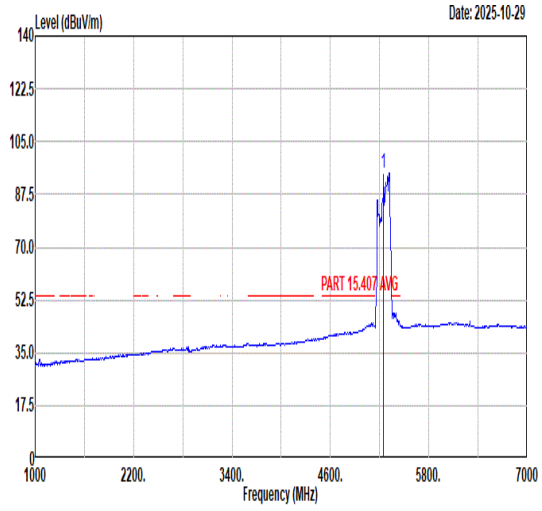 Freq Level Limit Line Margin (dB) Read Level Ant Factor Cable Loss Preamp Factor APos TPos Remark MHz dBuV/m dBuV/m dBuV dB/m dB dB cm deg 1 5250.00 94.82 ------ ------ 80.96 35.93 10.59 32.66 242 66 AVERAGE

Mode	29	
	Band Edge - R	
	U-NII-2A_5.25-5.35_ 802.11ac VHT160_CH50_5250MHz	
ANT	9+8	
Pol.	Vertical	Fundamental
Peak	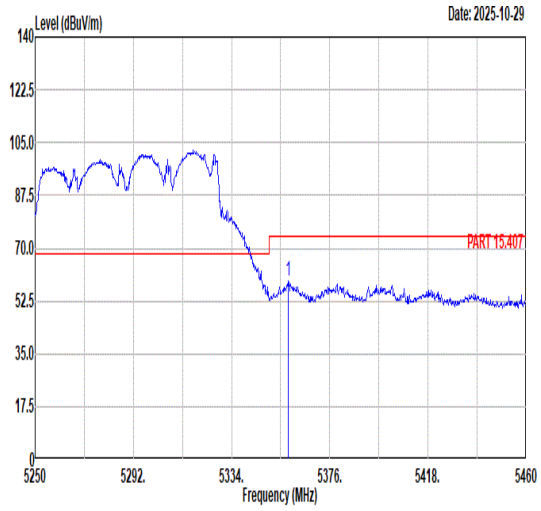 Freq Level Limit Line Margin (dB) Read Level Ant Factor Cable Loss Preamp Factor APos TPos Remark MHz dBuV/m dBuV/m dBuV dB/m dB dB cm deg 1 5358.36 59.30 74.00 -14.70 45.49 35.94 10.54 32.67 242 66 PEAK	Blank
Avg	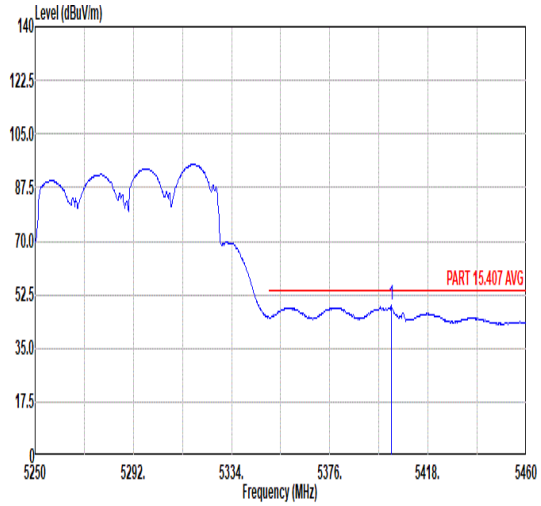 Freq Level Limit Line Margin (dB) Read Level Ant Factor Cable Loss Preamp Factor APos TPos Remark MHz dBuV/m dBuV/m dBuV dB/m dB dB cm deg 1 5402.25 48.94 54.00 -5.06 35.16 35.96 10.50 32.68 242 66 AVERAGE	Blank

Mode	29	
	Harmonic	
	U-NII-2A_5.25-5.35_ 802.11ac VHT160_CH50_5250MHz	
ANT	9+8	
Pol.	Horizontal	Vertical
Peak Avg	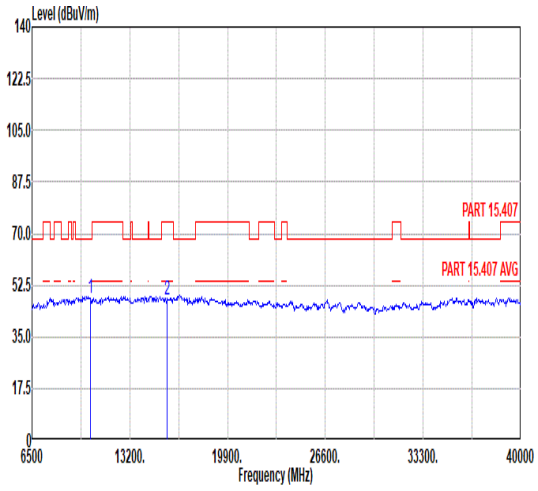 Freq Level Limit Line Margin Read Level Ant Factor Cable Loss Preamp Factor APos TPos Remark MHz dBuV/m dBuV/m dB dBuV dB/m dB dB cm deg 1 10500.00 47.95 68.30 -20.35 46.85 37.90 14.60 51.40 --- --- Peak 2 15750.00 47.53 74.00 -26.47 42.01 40.97 17.20 52.65 --- --- Peak	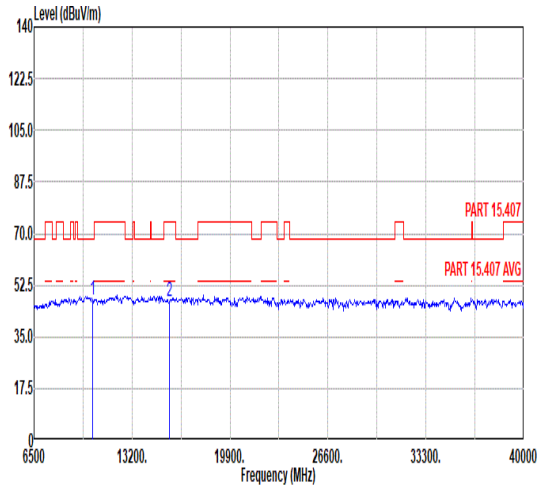 Freq Level Limit Line Margin Read Level Ant Factor Cable Loss Preamp Factor APos TPos Remark MHz dBuV/m dBuV/m dB dBuV dB/m dB dB cm deg 1 10500.00 47.80 68.30 -20.50 46.70 37.90 14.60 51.40 --- --- Peak 2 15750.00 47.01 74.00 -26.99 41.49 40.97 17.20 52.65 --- --- Peak

Mode	30	
	Band Edge - L	
	U-NII-2C_5.47-5.725_ 802.11ac VHT160_CH114_5570MHz	
ANT	9+8	
Pol.	Horizontal	Fundamental
Peak	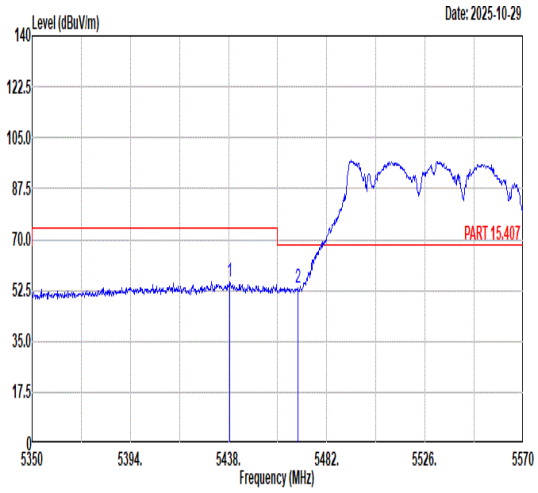 Freq Level Limit Line Margin (dB) Read Level Ant Factor Cable Loss Preamp Factor APos TPos Remark MHz dBuV/m dBuV/m dBuV dB/m dB dB cm deg 1 5438.44 55.49 74.00 -18.51 41.67 35.98 10.53 32.69 207 68 PEAK 2 5469.02 53.51 68.30 -14.79 39.66 35.99 10.55 32.69 207 68 PEAK	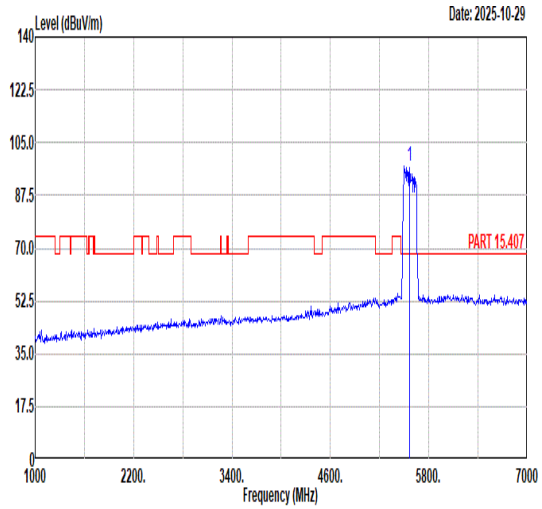 Freq Level Limit Line Margin (dB) Read Level Ant Factor Cable Loss Preamp Factor APos TPos Remark MHz dBuV/m dBuV/m dBuV dB/m dB dB cm deg 1 5570.00 97.09 ------ ------ 83.22 36.00 10.57 32.70 207 68 PEAK
Avg	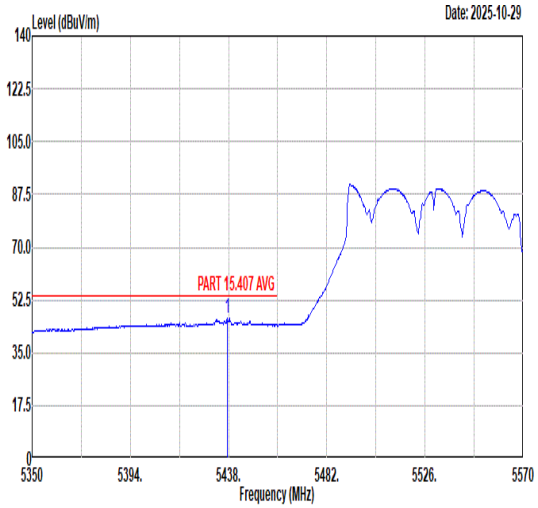 Freq Level Limit Line Margin (dB) Read Level Ant Factor Cable Loss Preamp Factor APos TPos Remark MHz dBuV/m dBuV/m dBuV dB/m dB dB cm deg 1 5437.34 46.38 54.00 -7.62 32.57 35.97 10.53 32.69 207 68 AVERAGE	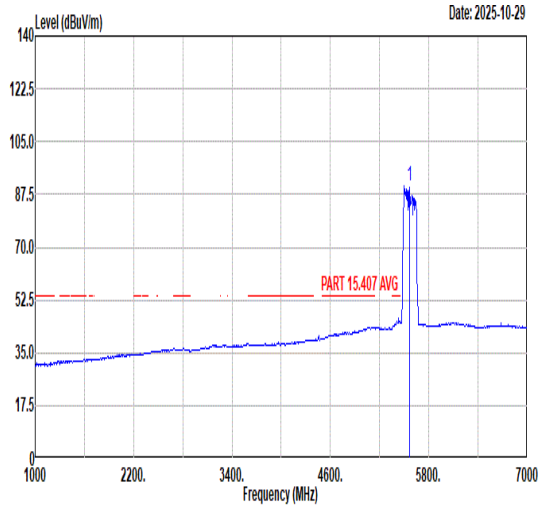 Freq Level Limit Line Margin (dB) Read Level Ant Factor Cable Loss Preamp Factor APos TPos Remark MHz dBuV/m dBuV/m dBuV dB/m dB dB cm deg 1 5570.00 90.55 ------ ------ 76.68 36.00 10.57 32.70 207 68 AVERAGE

Mode	30	
	Band Edge - R	
	U-NII-2C_5.47-5.725_ 802.11ac VHT160_CH114_5570MHz	
ANT	9+8	
Pol.	Horizontal	Fundamental
Peak	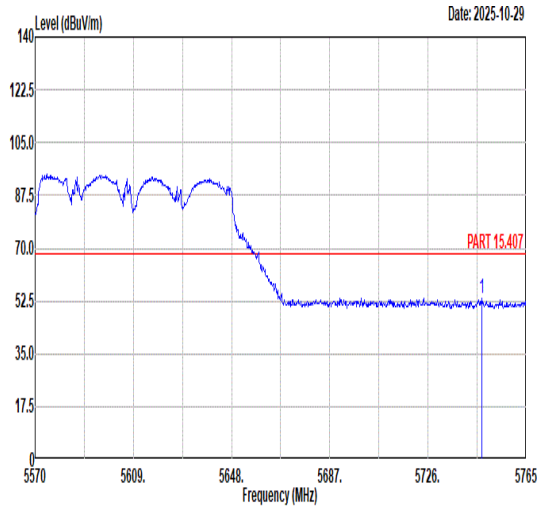 Freq Level Limit Line Margin (dB) Read Level Ant Factor Cable Loss Preamp Factor APos TPos Remark MHz dBuV/m dBuV/m dBuV dB/m dB dB cm deg 1 5747.26 53.16 68.30 -15.14 38.70 36.40 10.86 32.80 207 68 PEAK	Blank

Mode	30
	Band Edge - L
	U-NII-2C_5.47-5.725_ 802.11ac VHT160_CH114_5570MHz
ANT	9+8

Pol.	Vertical	Fundamental
Peak	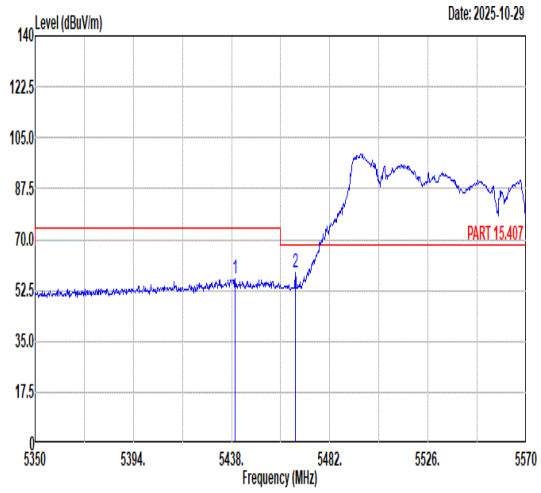 Freq Level Limit Line Margin (dB) Read Level Ant Factor Cable Loss Preamp Factor APos TPos Remark MHz dBuV/m dBuV/m dBuV dB/m dB dB cm deg 1 5439.54 56.40 74.00 -17.60 42.58 35.98 10.53 32.69 232 66 PEAK 2 5466.60 58.61 68.30 -9.69 44.76 35.99 10.55 32.69 232 66 PEAK	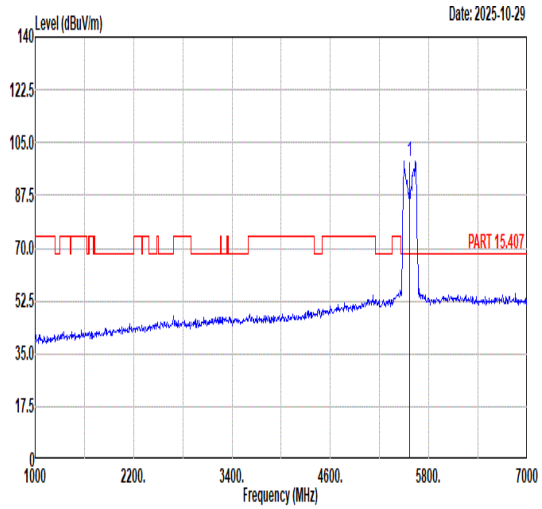 Freq Level Limit Line Margin (dB) Read Level Ant Factor Cable Loss Preamp Factor APos TPos Remark MHz dBuV/m dBuV/m dBuV dB/m dB dB cm deg 1 5570.00 98.97 ------ ------ 85.10 36.00 10.57 32.70 232 66 PEAK
Avg	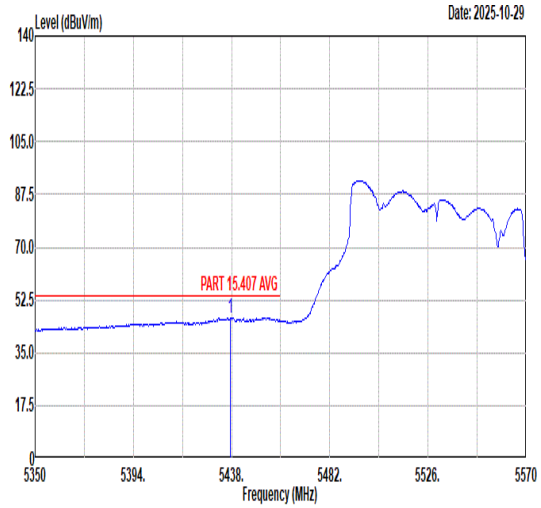 Freq Level Limit Line Margin (dB) Read Level Ant Factor Cable Loss Preamp Factor APos TPos Remark MHz dBuV/m dBuV/m dBuV dB/m dB dB cm deg 1 5437.56 46.66 54.00 -7.34 32.84 35.98 10.53 32.69 232 66 AVERAGE	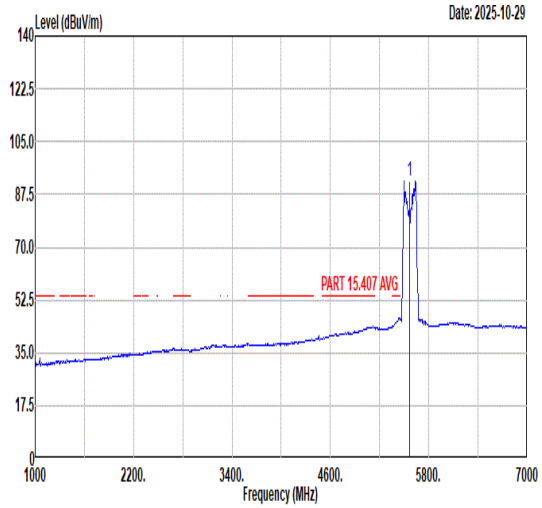 Freq Level Limit Line Margin (dB) Read Level Ant Factor Cable Loss Preamp Factor APos TPos Remark MHz dBuV/m dBuV/m dBuV dB/m dB dB cm deg 1 5570.00 92.10 ------ ------ 77.86 36.22 10.78 32.76 232 66 AVERAGE

Mode	30	
	Band Edge - R	
	U-NII-2C_5.47-5.725_ 802.11ac VHT160_CH114_5570MHz	
ANT	9+8	
Pol.	Vertical	Fundamental
Peak	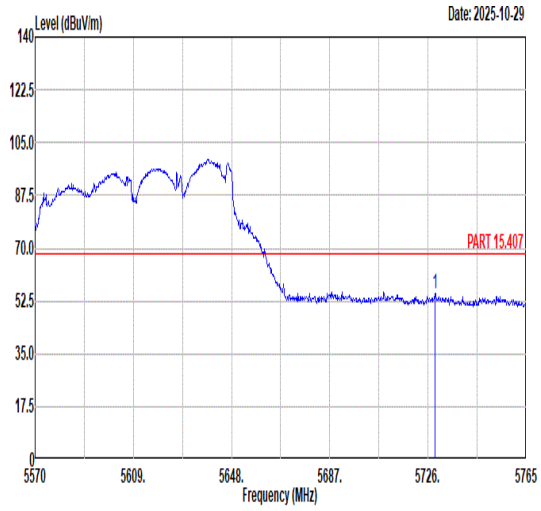 Freq Level Limit Line Margin (dB) Read Level Ant Factor Cable Loss Preamp Factor APos TPos Remark MHz dBuV/m dBuV/m dBuV dB/m dB dB cm deg 1 5728.73 55.16 68.30 -13.14 40.71 36.37 10.87 32.79 232 66 PEAK	Blank

Mode	30	
	Harmonic	
	U-NII-2C_5.47-5.725_ 802.11ac VHT160_CH114_5570MHz	
ANT	9+8	
Pol.	Horizontal	Vertical
Peak Avg	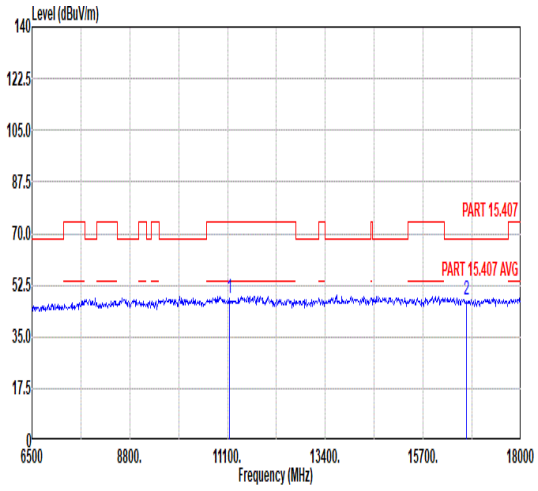 Freq Level Limit Line Margin Read Level Ant Factor Cable Loss Preamp Factor APos TPos Remark MHz dBuV/m dBuV/m dB dBuV dB/m dB dB cm deg 1 11140.00 47.93 74.00 -26.07 45.95 38.00 14.71 50.73 --- --- Peak 2 16710.00 47.78 68.30 -20.52 40.45 42.34 17.84 52.85 --- --- Peak	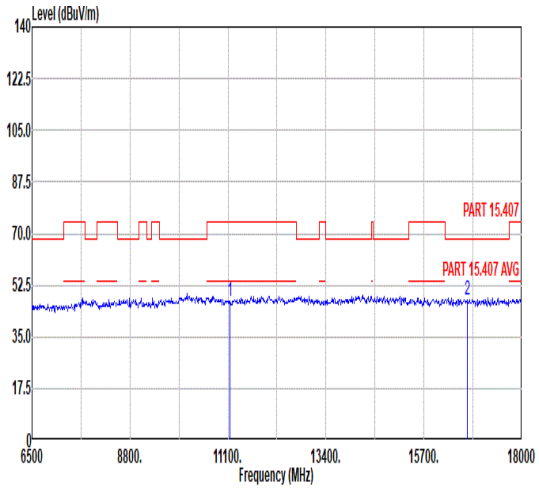 Freq Level Limit Line Margin Read Level Ant Factor Cable Loss Preamp Factor APos TPos Remark MHz dBuV/m dBuV/m dB dBuV dB/m dB dB cm deg 1 11140.00 47.14 74.00 -26.86 45.16 38.00 14.71 50.73 --- --- Peak 2 16710.00 47.52 68.30 -20.78 40.19 42.34 17.84 52.85 --- --- Peak

Mode	31	
	Band Edge	
	U-NII-1_5.15-5.25_802.11ax HE20_CH36_5180MHz	
ANT	9+8	
Pol.	Horizontal	Fundamental
Peak	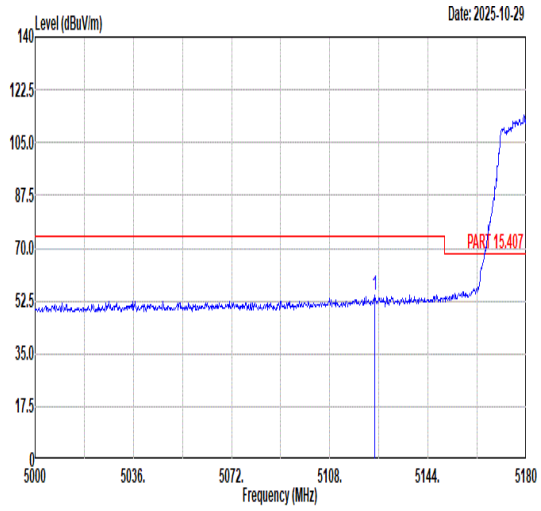 Freq Level Limit Line Margin (dB) Read Level Ant Factor Cable Loss Preamp Factor APos TPos Remark MHz dBuV/m dBuV/m dBuV dB/m dB dB cm deg 1 5124.56 54.51 74.00 -19.49 40.72 35.85 10.56 32.62 256 68 PEAK	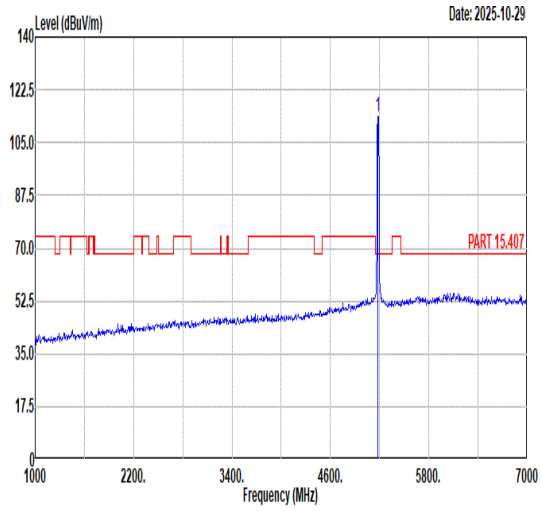 Freq Level Limit Line Margin (dB) Read Level Ant Factor Cable Loss Preamp Factor APos TPos Remark MHz dBuV/m dBuV/m dBuV dB/m dB dB cm deg 1 5180.00 113.66 ------ ------ 99.99 35.88 10.43 32.64 256 68 PEAK
Avg	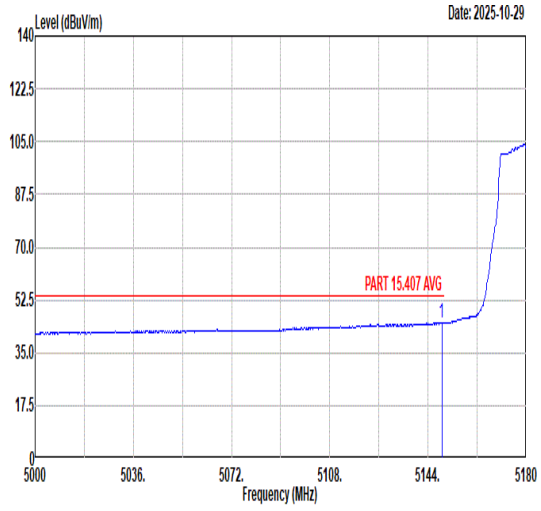 Freq Level Limit Line Margin (dB) Read Level Ant Factor Cable Loss Preamp Factor APos TPos Remark MHz dBuV/m dBuV/m dBuV dB/m dB dB cm deg 1 5149.04 45.03 54.00 -8.97 31.29 35.86 10.51 32.63 256 68 AVERAGE	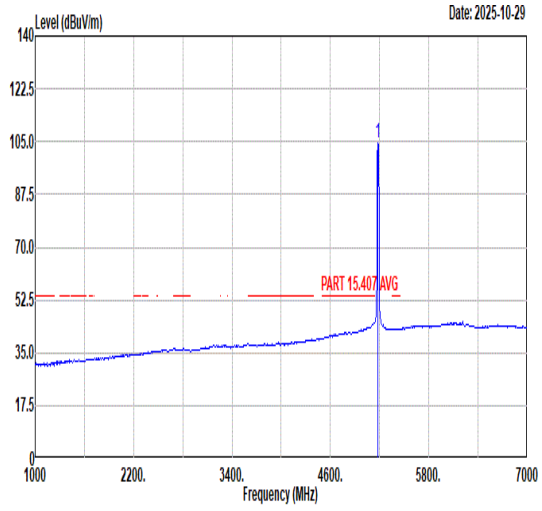 Freq Level Limit Line Margin (dB) Read Level Ant Factor Cable Loss Preamp Factor APos TPos Remark MHz dBuV/m dBuV/m dBuV dB/m dB dB cm deg 1 5180.00 104.62 ------ ------ 90.95 35.87 10.44 32.64 256 68 AVERAGE

Mode	31	
	Band Edge	
	U-NII-1_5.15-5.25_802.11ax HE20_CH36_5180MHz	
ANT	9+8	
Pol.	Vertical	Fundamental
Peak	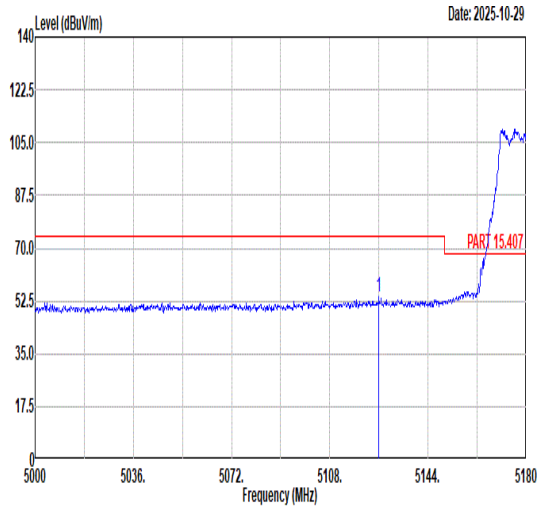 Freq Level Limit Line Margin (dB) Read Level Ant Factor Cable Loss Preamp Factor APos TPos Remark MHz dBuV/m dBuV/m dBuV dB/m dB dB cm deg 1 5126.00 53.79 74.00 -20.21 40.01 35.85 10.56 32.63 265 74 PEAK	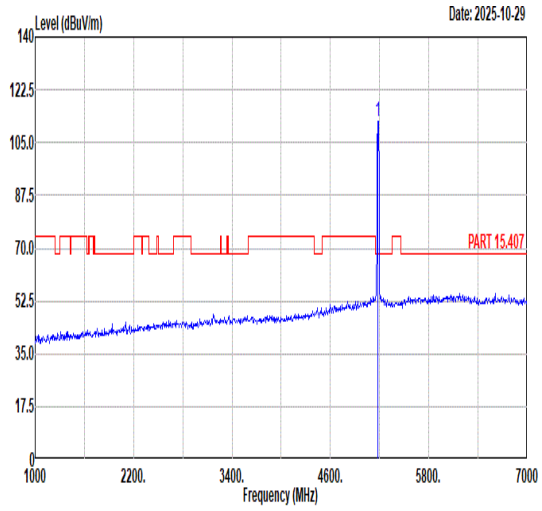 Freq Level Limit Line Margin (dB) Read Level Ant Factor Cable Loss Preamp Factor APos TPos Remark MHz dBuV/m dBuV/m dBuV dB/m dB dB cm deg 1 5180.00 112.11 ------ ------ 98.44 35.88 10.43 32.64 265 74 PEAK
Avg	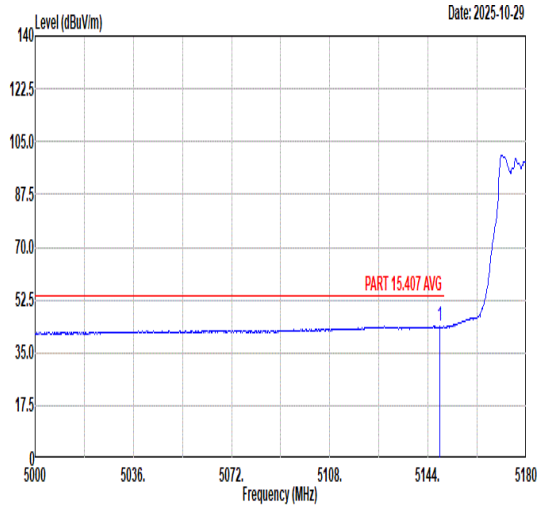 Freq Level Limit Line Margin (dB) Read Level Ant Factor Cable Loss Preamp Factor APos TPos Remark MHz dBuV/m dBuV/m dBuV dB/m dB dB cm deg 1 5148.32 43.77 54.00 -10.23 30.03 35.86 10.51 32.63 265 74 AVERAGE	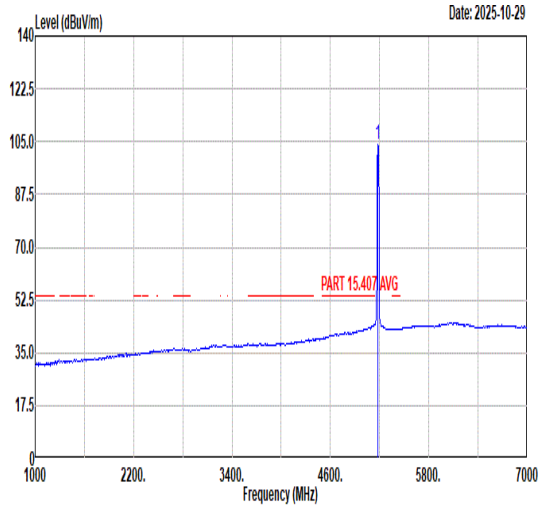 Freq Level Limit Line Margin (dB) Read Level Ant Factor Cable Loss Preamp Factor APos TPos Remark MHz dBuV/m dBuV/m dBuV dB/m dB dB cm deg 1 5180.00 103.84 ------ ------ 90.17 35.87 10.44 32.64 265 74 AVERAGE

Mode	31	
	Harmonic	
	U-NII-1_5.15-5.25_802.11ax HE20_CH36_5180MHz	
ANT	9+8	
Pol.	Horizontal	Vertical
Peak Avg	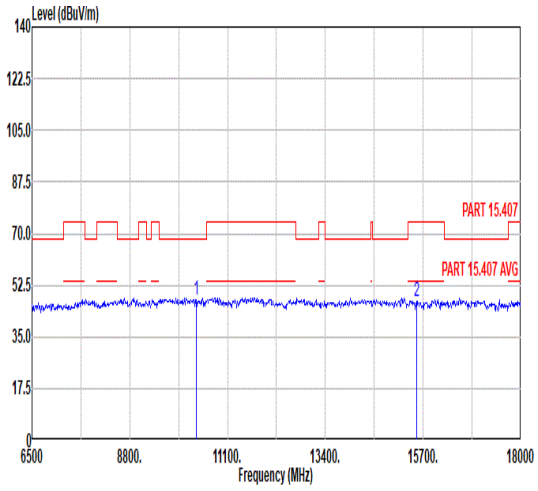 Freq Level Limit Line Margin Read Level Ant Factor Cable Loss Preamp Factor APos TPos Remark MHz dBuV/m dBuV/m dB dBuV dB/m dB dB cm deg 1 10360.00 47.41 68.30 -20.89 46.35 37.90 14.59 51.43 --- --- Peak 2 15540.00 47.20 74.00 -26.80 41.43 40.79 17.17 52.19 --- --- Peak	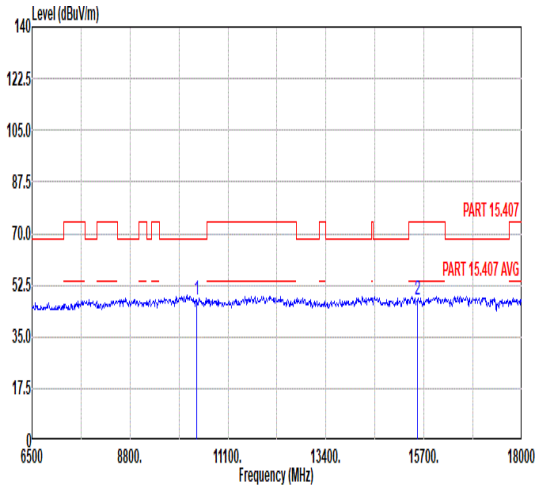 Freq Level Limit Line Margin Read Level Ant Factor Cable Loss Preamp Factor APos TPos Remark MHz dBuV/m dBuV/m dB dBuV dB/m dB dB cm deg 1 10360.00 47.45 68.30 -20.85 46.39 37.90 14.59 51.43 --- --- Peak 2 15540.00 47.47 74.00 -26.53 41.70 40.79 17.17 52.19 --- --- Peak

Mode	32	
	Harmonic	
	U-NII-1_5.15-5.25_802.11ax HE20_CH44_5220MHz	
ANT	9+8	
Pol.	Horizontal	Vertical
Peak Avg	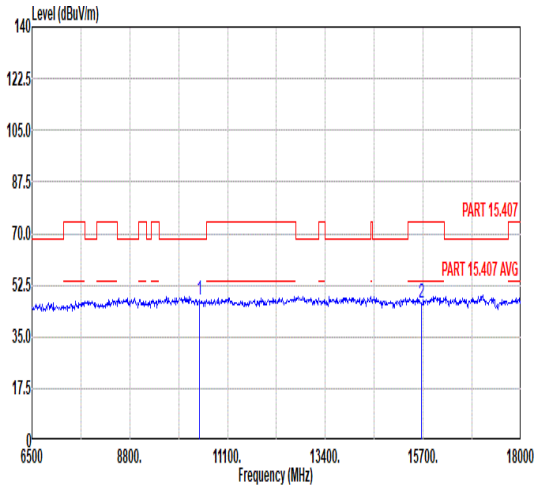 Freq Level Limit Line Margin Read Level Ant Factor Cable Loss Preamp Factor APos TPos Remark MHz dBuV/m dBuV/m dB dBuV dB/m dB dB cm deg 1 10440.00 47.34 68.30 -20.96 46.26 37.90 14.59 51.41 --- --- Peak 2 15660.00 46.36 74.00 -27.64 40.73 40.89 17.19 52.45 --- --- Peak	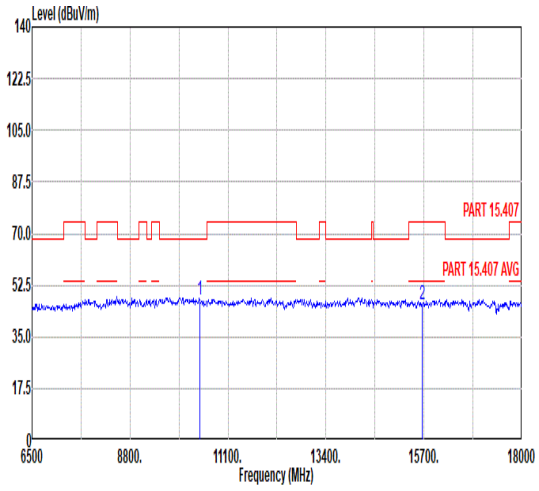 Freq Level Limit Line Margin Read Level Ant Factor Cable Loss Preamp Factor APos TPos Remark MHz dBuV/m dBuV/m dB dBuV dB/m dB dB cm deg 1 10440.00 47.38 68.30 -20.92 46.30 37.90 14.59 51.41 --- --- Peak 2 15660.00 46.09 74.00 -27.91 40.46 40.89 17.19 52.45 --- --- Peak

Mode	33	
	Harmonic	
	U-NII-1_5.15-5.25_802.11ax HE20_CH48_5240MHz	
ANT	9+8	
Pol.	Horizontal	Vertical
Peak Avg	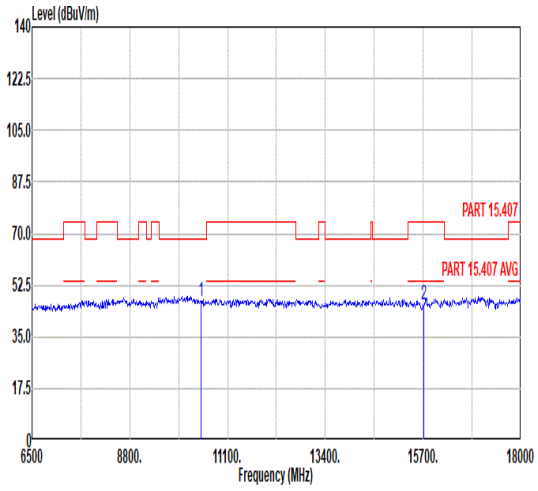 Freq Level Limit Line Margin Read Level Ant Factor Cable Loss Preamp Factor APos TPos Remark MHz dBuV/m dBuV/m dB dBuV dB/m dB dB cm deg 1 10480.00 46.96 68.30 -21.34 45.87 37.90 14.59 51.40 --- --- Peak 2 15720.00 45.81 74.00 -28.19 40.25 40.95 17.19 52.58 --- --- Peak	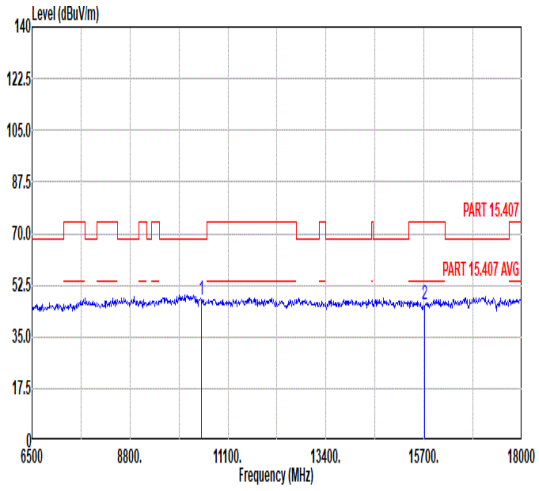 Freq Level Limit Line Margin Read Level Ant Factor Cable Loss Preamp Factor APos TPos Remark MHz dBuV/m dBuV/m dB dBuV dB/m dB dB cm deg 1 10480.00 47.70 68.30 -20.60 46.61 37.90 14.59 51.40 --- --- Peak 2 15720.00 46.08 74.00 -27.92 40.52 40.95 17.19 52.58 --- --- Peak

Mode	34	
	Harmonic	
	U-NII-2A_5.25-5.35_802.11ax HE20_CH52_5260MHz	
ANT	9+8	
Pol.	Horizontal	Vertical
Peak Avg	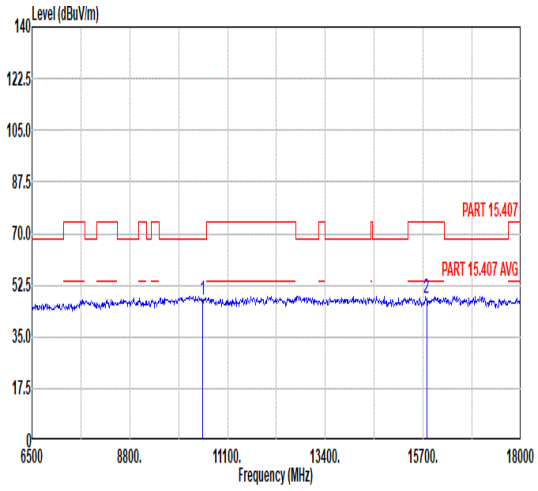 Freq Level Limit Line Margin Read Level Ant Factor Cable Loss Preamp Factor APos TPos Remark MHz dBuV/m dBuV/m dB dBuV dB/m dB dB cm deg 1 10520.00 47.54 68.30 -20.76 46.42 37.90 14.60 51.38 --- --- Peak 2 15780.00 47.95 74.00 -26.05 42.47 41.00 17.20 52.72 --- --- Peak	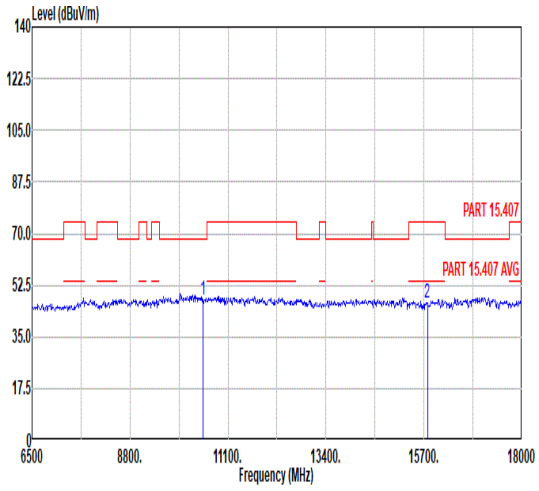 Freq Level Limit Line Margin Read Level Ant Factor Cable Loss Preamp Factor APos TPos Remark MHz dBuV/m dBuV/m dB dBuV dB/m dB dB cm deg 1 10520.00 47.31 68.30 -20.99 46.19 37.90 14.60 51.38 --- --- Peak 2 15780.00 46.72 74.00 -27.28 41.24 41.00 17.20 52.72 --- --- Peak

Mode	35	
	Harmonic	
	U-NII-2A_5.25-5.35_802.11ax HE20_CH60_5300MHz	
ANT	9+8	
Pol.	Horizontal	Vertical
Peak Avg	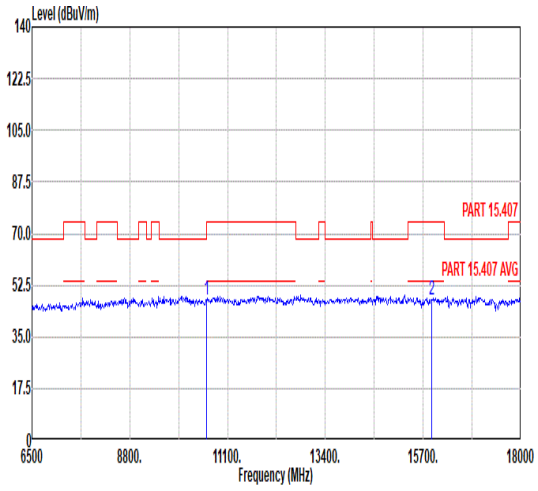 Freq Level Limit Line Margin Read Level Ant Factor Cable Loss Preamp Factor APos TPos Remark MHz dBuV/m dBuV/m dB dBuV dB/m dB dB cm deg 1 10600.00 47.34 74.00 -26.66 46.14 37.90 14.60 51.30 --- --- Peak 2 15900.00 47.67 74.00 -26.33 42.32 41.11 17.22 52.98 --- --- Peak	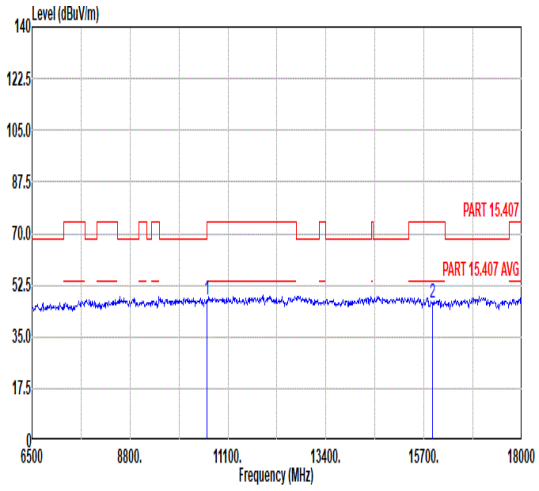 Freq Level Limit Line Margin Read Level Ant Factor Cable Loss Preamp Factor APos TPos Remark MHz dBuV/m dBuV/m dB dBuV dB/m dB dB cm deg 1 10600.00 47.29 74.00 -26.71 46.09 37.90 14.60 51.30 --- --- Peak 2 15900.00 46.41 74.00 -27.59 41.06 41.11 17.22 52.98 --- --- Peak

Mode	36	
	Band Edge	
	U-NII-2A_5.25-5.35_802.11ax HE20_CH64_5320MHz	
ANT	9+8	
Pol.	Horizontal	Fundamental
Peak	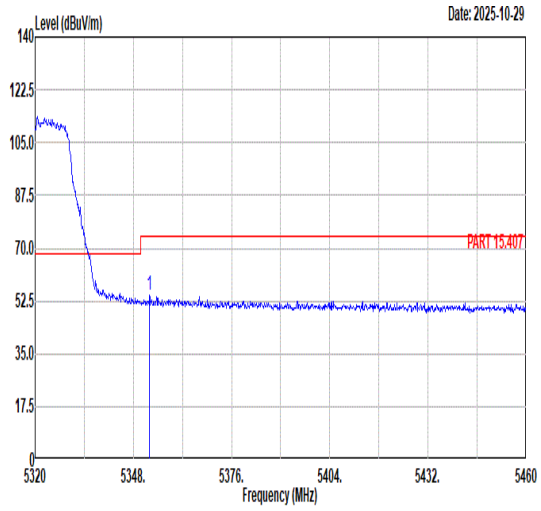 Freq Level Limit Line Margin (dB) Read Level Ant Factor Cable Loss Preamp Factor APos TPos Remark MHz dBuV/m dBuV/m dBuV dB/m dB dB cm deg 1 5352.62 54.26 74.00 -19.74 40.44 35.94 10.55 32.67 201 70 PEAK	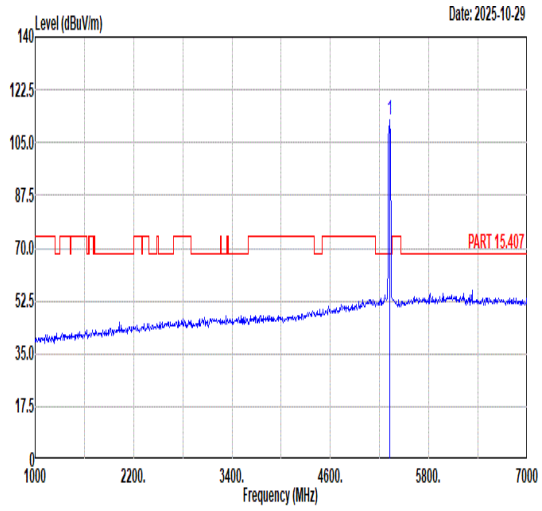 Freq Level Limit Line Margin (dB) Read Level Ant Factor Cable Loss Preamp Factor APos TPos Remark MHz dBuV/m dBuV/m dBuV dB/m dB dB cm deg 1 5320.00 112.51 ------ ------ 98.67 35.93 10.58 32.67 201 70 PEAK
Avg	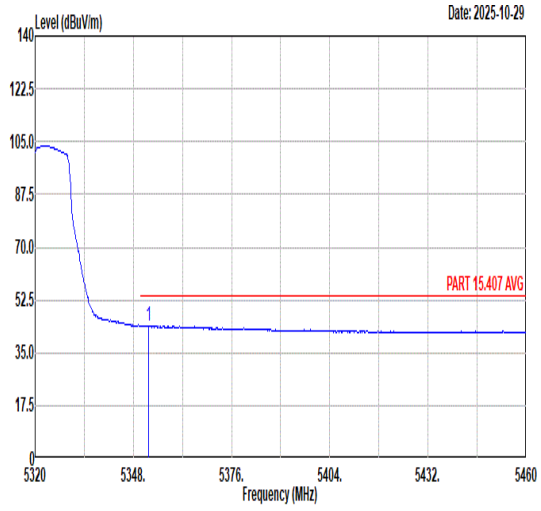 Freq Level Limit Line Margin (dB) Read Level Ant Factor Cable Loss Preamp Factor APos TPos Remark MHz dBuV/m dBuV/m dBuV dB/m dB dB cm deg 1 5352.34 44.00 54.00 -10.00 30.18 35.94 10.55 32.67 201 70 AVERAGE	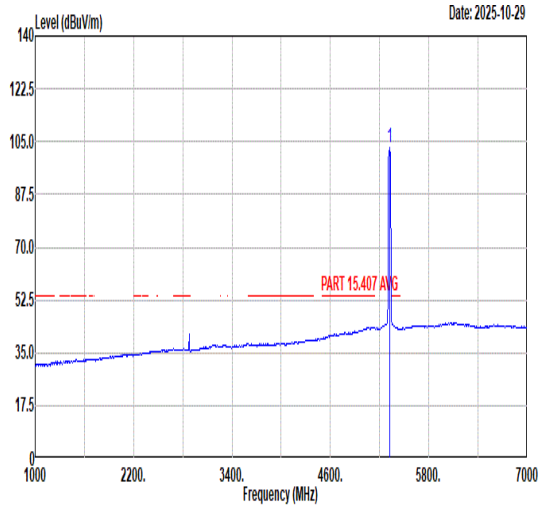 Freq Level Limit Line Margin (dB) Read Level Ant Factor Cable Loss Preamp Factor APos TPos Remark MHz dBuV/m dBuV/m dBuV dB/m dB dB cm deg 1 5320.00 103.28 ------ ------ 89.44 35.93 10.58 32.67 201 70 AVERAGE

Mode	36	
	Band Edge	
	U-NII-2A_5.25-5.35_802.11ax HE20_CH64_5320MHz	
ANT	9+8	
Pol.	Vertical	Fundamental
Peak	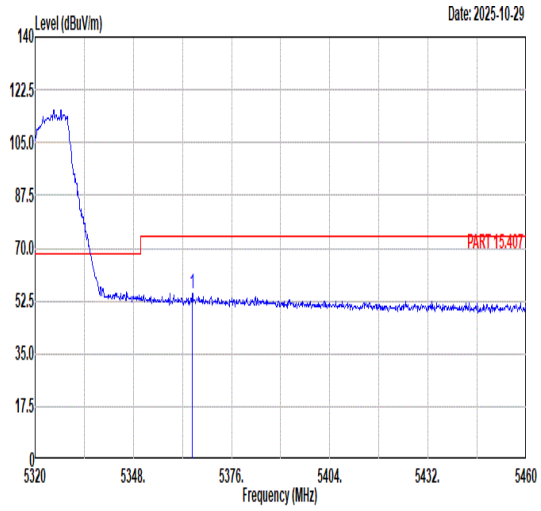 Freq Level Limit Line Margin (dB) Read Level Ant Factor Cable Loss Preamp Factor APos TPos Remark MHz dBuV/m dBuV/m dBuV dB/m dB dB cm deg 1 5364.80 54.88 74.00 -19.12 41.06 35.95 10.54 32.67 247 67 PEAK	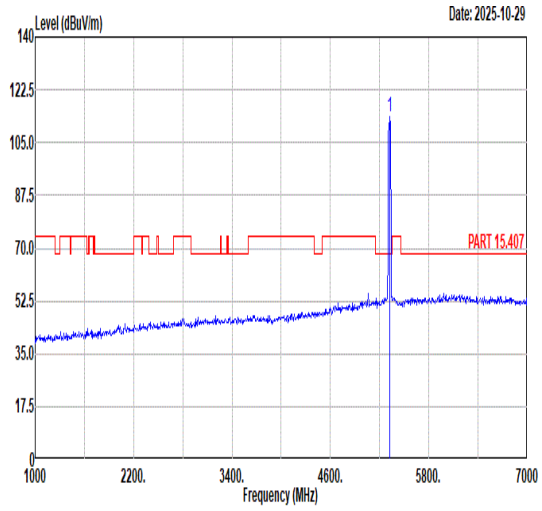 Freq Level Limit Line Margin (dB) Read Level Ant Factor Cable Loss Preamp Factor APos TPos Remark MHz dBuV/m dBuV/m dBuV dB/m dB dB cm deg 1 5320.00 113.47 ------ ------ 99.63 35.93 10.58 32.67 247 67 PEAK
Avg	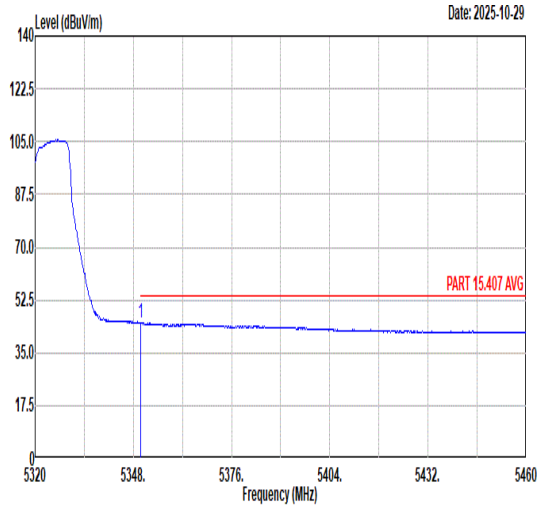 Freq Level Limit Line Margin (dB) Read Level Ant Factor Cable Loss Preamp Factor APos TPos Remark MHz dBuV/m dBuV/m dBuV dB/m dB dB cm deg 1 5350.10 44.91 54.00 -9.09 31.09 35.94 10.55 32.67 247 67 AVERAGE	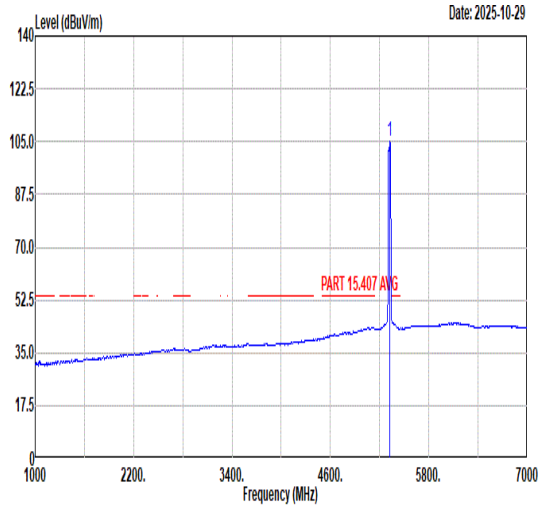 Freq Level Limit Line Margin (dB) Read Level Ant Factor Cable Loss Preamp Factor APos TPos Remark MHz dBuV/m dBuV/m dBuV dB/m dB dB cm deg 1 5320.00 105.18 ------ ------ 91.34 35.93 10.58 32.67 247 67 AVERAGE

Mode	36	
	Harmonic	
	U-NII-2A_5.25-5.35_802.11ax HE20_CH64_5320MHz	
ANT	9+8	
Pol.	Horizontal	Vertical
Peak Avg	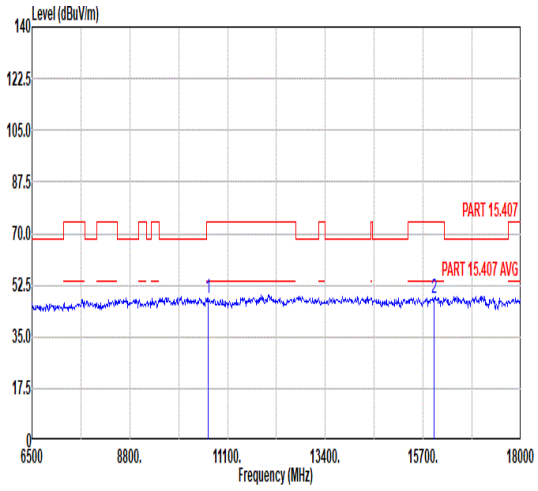 Freq Level Limit Line Margin Read Level Ant Factor Cable Loss Preamp Factor APos TPos Remark MHz dBuV/m dBuV/m dB dBuV dB/m dB dB cm deg 1 10640.00 47.85 74.00 -26.15 46.61 37.90 14.60 51.26 --- --- Peak 2 15960.00 47.92 74.00 -26.08 42.64 41.16 17.23 53.11 --- --- Peak	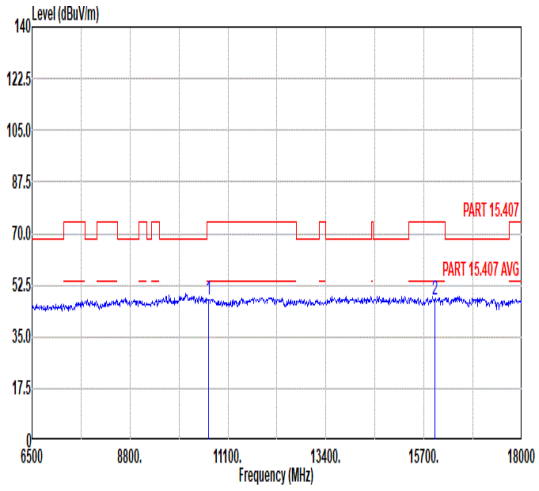 Freq Level Limit Line Margin Read Level Ant Factor Cable Loss Preamp Factor APos TPos Remark MHz dBuV/m dBuV/m dB dBuV dB/m dB dB cm deg 1 10640.00 47.81 74.00 -26.19 46.57 37.90 14.60 51.26 --- --- Peak 2 15960.00 47.49 74.00 -26.51 42.21 41.16 17.23 53.11 --- --- Peak

Mode	37	
	Band Edge	
	U-NII-2C_5.47-5.725_802.11ax HE20_CH100_5500MHz	
ANT	9+8	
Pol.	Horizontal	Fundamental
Peak	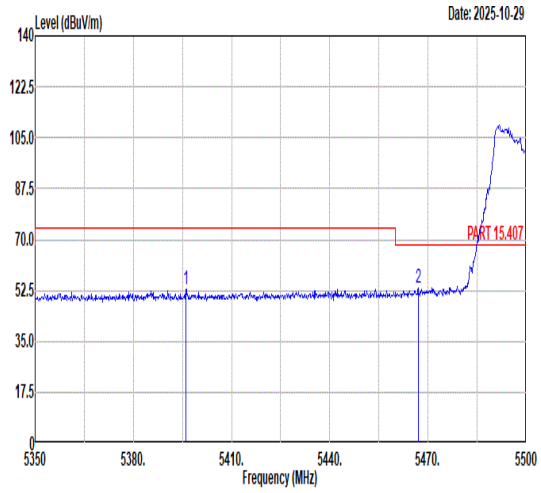 Freq Level Limit Line Margin (dB) Read Level Ant Factor Cable Loss Preamp Factor APos TPos Remark MHz dBuV/m dBuV/m dBuV dB/m dB dB cm deg 1 5396.05 52.78 74.00 -21.22 38.99 35.96 10.51 32.68 153 134 PEAK 2 5467.00 53.22 68.30 -15.08 39.37 35.99 10.55 32.69 153 134 PEAK	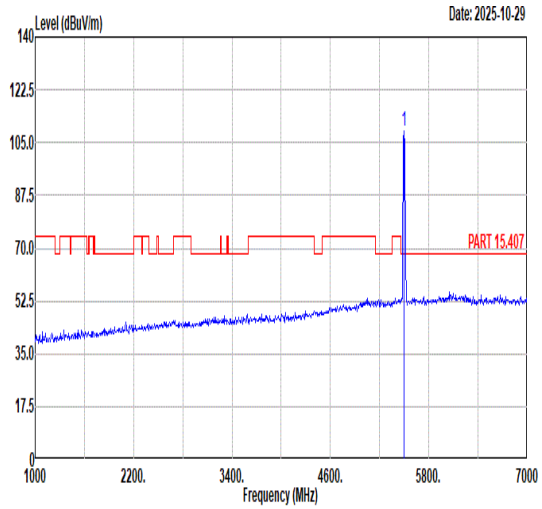 Freq Level Limit Line Margin (dB) Read Level Ant Factor Cable Loss Preamp Factor APos TPos Remark MHz dBuV/m dBuV/m dBuV dB/m dB dB cm deg 1 5500.00 108.75 ------ ------ 94.88 36.00 10.57 32.70 153 134 PEAK
Avg	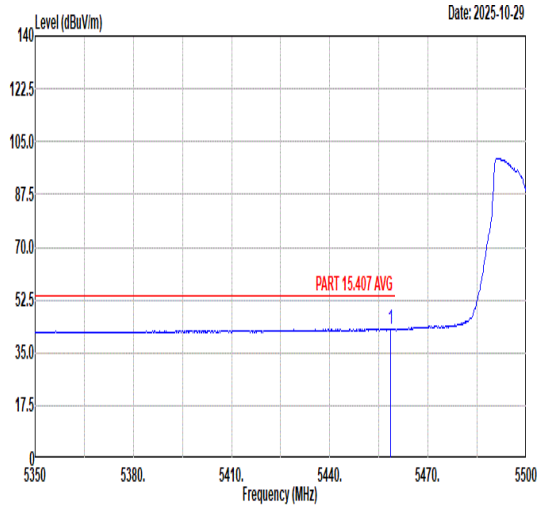 Freq Level Limit Line Margin (dB) Read Level Ant Factor Cable Loss Preamp Factor APos TPos Remark MHz dBuV/m dBuV/m dBuV dB/m dB dB cm deg 1 5458.60 43.00 54.00 -11.00 29.17 35.98 10.54 32.69 153 134 AVERAGE	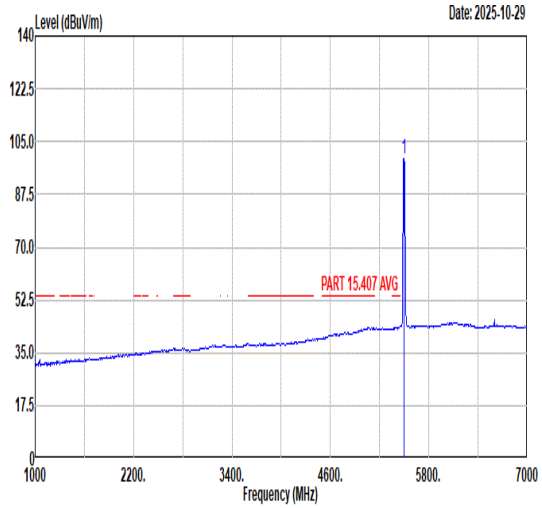 Freq Level Limit Line Margin (dB) Read Level Ant Factor Cable Loss Preamp Factor APos TPos Remark MHz dBuV/m dBuV/m dBuV dB/m dB dB cm deg 1 5500.00 99.31 ------ ------ 85.44 36.00 10.57 32.70 153 134 AVERAGE

Mode	37	
	Band Edge	
	U-NII-2C_5.47-5.725_802.11ax HE20_CH100_5500MHz	
ANT	9+8	
Pol.	Vertical	Fundamental
Peak	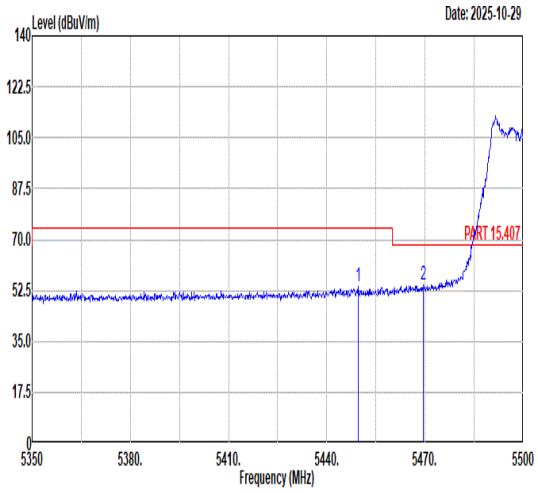 Freq Level Limit Line Margin (dB) Read Level Ant Factor Cable Loss Preamp Factor APos TPos Remark MHz dBuV/m dBuV/m dBuV dB/m dB dB cm deg 1 5449.60 53.65 74.00 -20.35 39.82 35.98 10.54 32.69 248 62 PEAK 2 5469.40 54.65 68.30 -13.65 40.80 35.99 10.55 32.69 248 62 PEAK	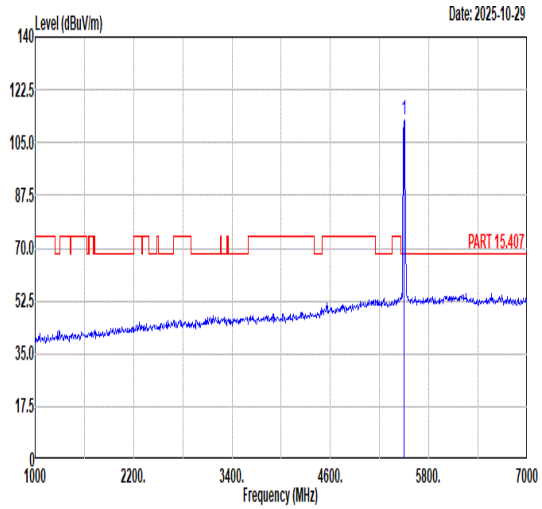 Freq Level Limit Line Margin (dB) Read Level Ant Factor Cable Loss Preamp Factor APos TPos Remark MHz dBuV/m dBuV/m dBuV dB/m dB dB cm deg 1 5500.00 112.49 ------ ------ 98.60 36.01 10.58 32.70 248 62 PEAK
Avg	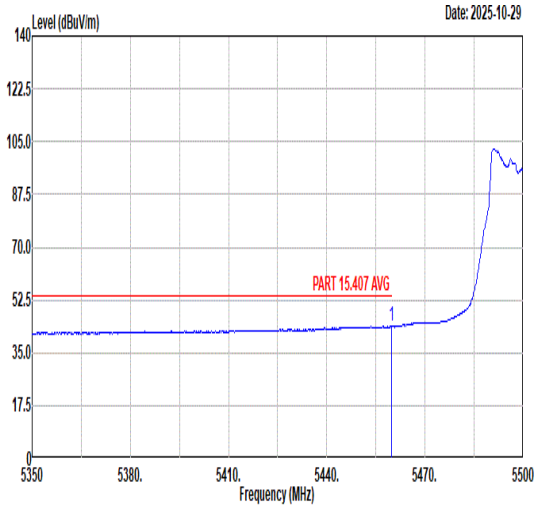 Freq Level Limit Line Margin (dB) Read Level Ant Factor Cable Loss Preamp Factor APos TPos Remark MHz dBuV/m dBuV/m dBuV dB/m dB dB cm deg 1 5459.80 43.69 54.00 -10.31 29.86 35.98 10.54 32.69 248 62 AVERAGE	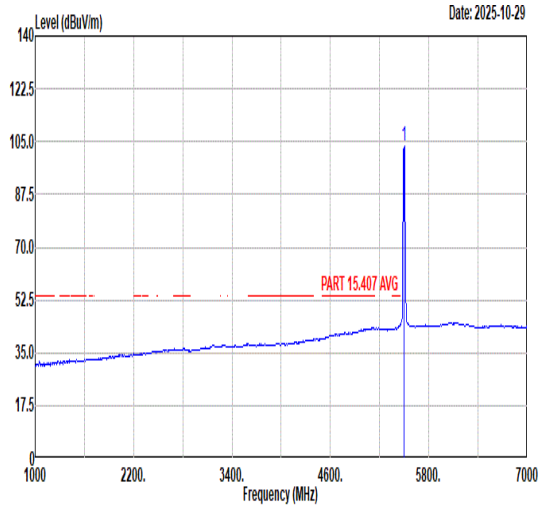 Freq Level Limit Line Margin (dB) Read Level Ant Factor Cable Loss Preamp Factor APos TPos Remark MHz dBuV/m dBuV/m dBuV dB/m dB dB cm deg 1 5500.00 103.62 ------ ------ 89.73 36.01 10.58 32.70 248 62 AVERAGE

Mode	37	
	Harmonic	
	U-NII-2C_5.47-5.725_802.11ax HE20_CH100_5500MHz	
ANT	9+8	
Pol.	Horizontal	Vertical
Peak Avg	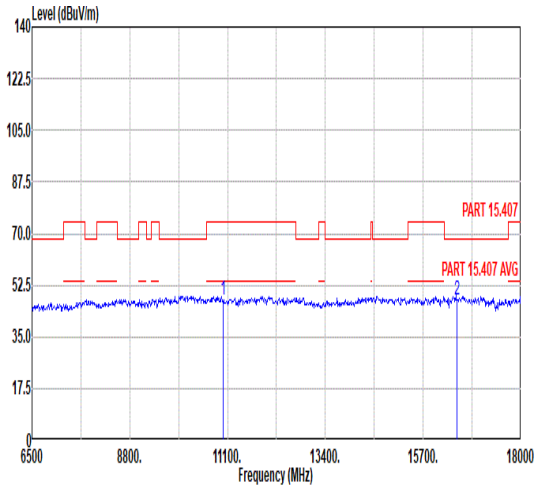 Freq Level Limit Line Margin Read Level Ant Factor Cable Loss Preamp Factor APos TPos Remark MHz dBuV/m dBuV/m dB dBuV dB/m dB dB cm deg 1 11000.00 47.40 74.00 -26.60 45.78 37.90 14.62 50.90 --- --- Peak 2 16500.00 47.51 68.30 -20.79 40.95 42.00 17.66 53.10 --- --- Peak	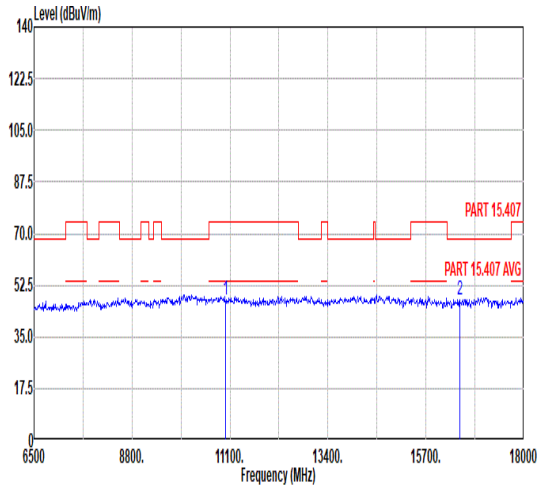 Freq Level Limit Line Margin Read Level Ant Factor Cable Loss Preamp Factor APos TPos Remark MHz dBuV/m dBuV/m dB dBuV dB/m dB dB cm deg 1 11000.00 47.70 74.00 -26.30 46.08 37.90 14.62 50.90 --- --- Peak 2 16500.00 47.72 68.30 -20.58 41.16 42.00 17.66 53.10 --- --- Peak

Mode	38	
	Harmonic	
	U-NII-2C_5.47-5.725_802.11ax HE20_CH116_5580MHz	
ANT	9+8	
Pol.	Horizontal	Vertical
Peak Avg	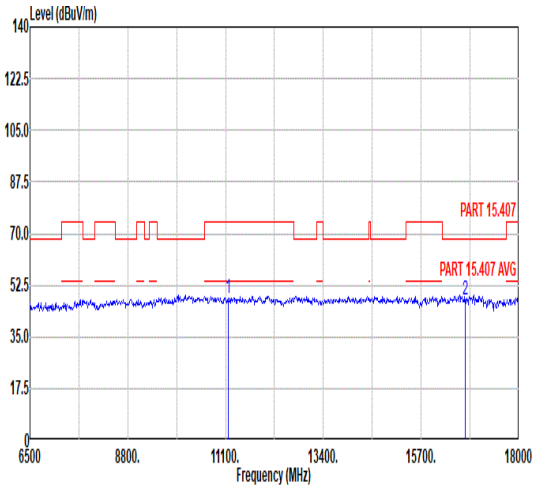 Freq Level Limit Line Margin Read Level Ant Factor Cable Loss Preamp Factor APos TPos Remark MHz dBuV/m dBuV/m dB dBuV dB/m dB dB cm deg 1 11160.00 47.88 74.00 -26.12 45.86 38.01 14.72 50.71 --- --- Peak 2 16740.00 47.59 68.30 -20.71 40.15 42.38 17.87 52.81 --- --- Peak	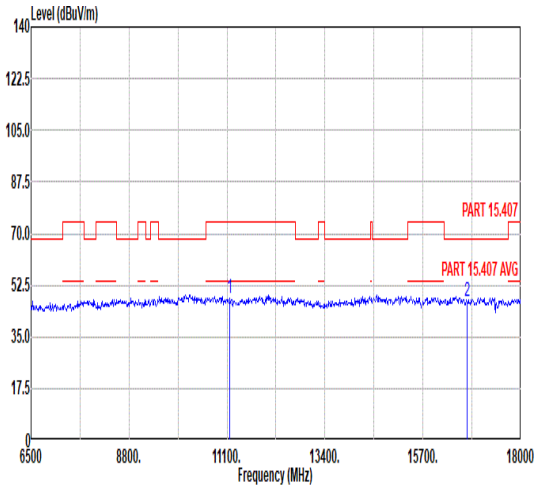 Freq Level Limit Line Margin Read Level Ant Factor Cable Loss Preamp Factor APos TPos Remark MHz dBuV/m dBuV/m dB dBuV dB/m dB dB cm deg 1 11160.00 47.91 74.00 -26.09 45.89 38.01 14.72 50.71 --- --- Peak 2 16740.00 46.99 68.30 -21.31 39.55 42.38 17.87 52.81 --- --- Peak

Mode	39	
	Band Edge	
	U-NII-2C_5.47-5.725_802.11ax HE20_CH140_5700MHz	
ANT	9+8	
Pol.	Horizontal	Fundamental
Peak	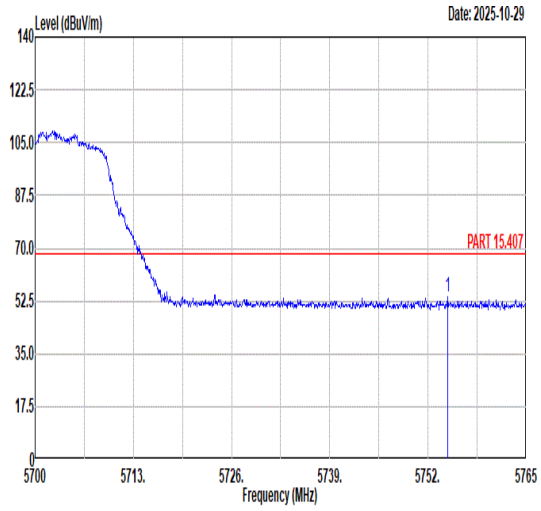 Freq Level Limit Line Margin (dB) Read Level Ant Factor Cable Loss Preamp Factor APos TPos Remark MHz dBuV/m dBuV/m dBuV dB/m dB dB cm deg 1 5754.60 54.06 68.30 -14.24 39.60 36.41 10.85 32.80 194 68 PEAK	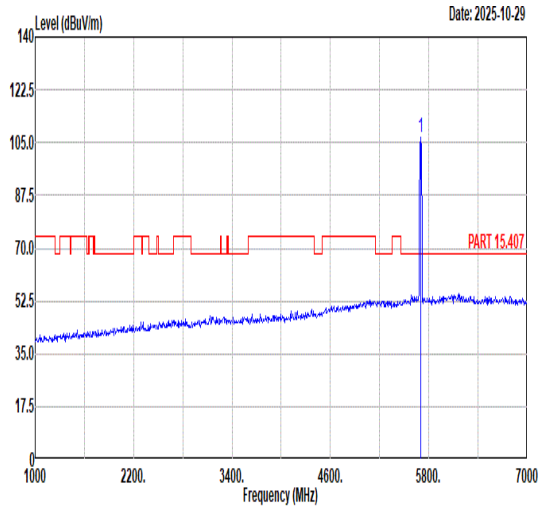 Freq Level Limit Line Margin (dB) Read Level Ant Factor Cable Loss Preamp Factor APos TPos Remark MHz dBuV/m dBuV/m dBuV dB/m dB dB cm deg 1 5700.00 106.74 ------ ------ 92.30 36.32 10.90 32.78 194 68 PEAK
Avg	Blank	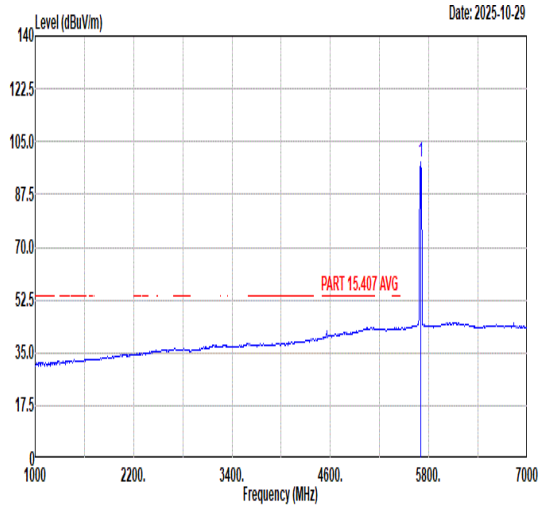 Freq Level Limit Line Margin (dB) Read Level Ant Factor Cable Loss Preamp Factor APos TPos Remark MHz dBuV/m dBuV/m dBuV dB/m dB dB cm deg 1 5700.00 98.40 ------ ------ 83.96 36.33 10.89 32.78 194 68 AVERAGE

Mode	39	
	Band Edge	
	U-NII-2C_5.47-5.725_802.11ax HE20_CH140_5700MHz	
ANT	9+8	
Pol.	Vertical	Fundamental
Peak	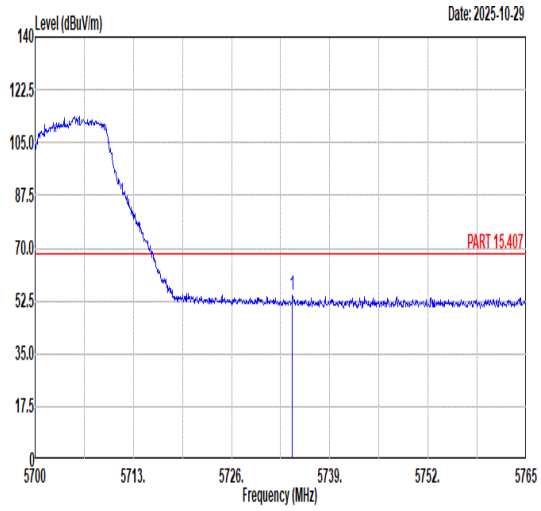 Freq Level Limit Line Margin (dB) Read Level Ant Factor Cable Loss Preamp Factor APos TPos Remark MHz dBuV/m dBuV/m dBuV dB/m dB dB cm deg 1 5734.06 54.17 68.30 -14.13 39.72 36.37 10.87 32.79 241 66 PEAK	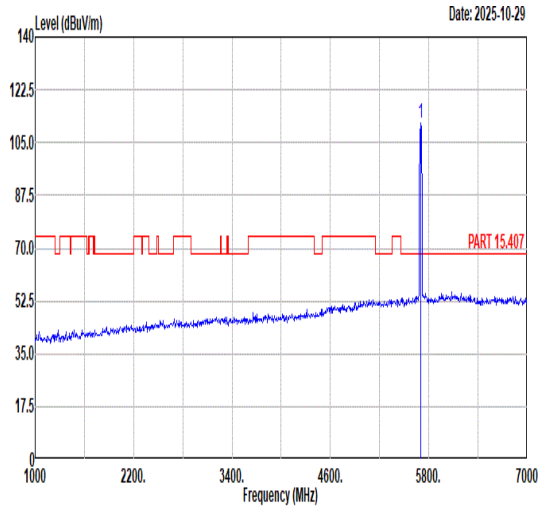 Freq Level Limit Line Margin (dB) Read Level Ant Factor Cable Loss Preamp Factor APos TPos Remark MHz dBuV/m dBuV/m dBuV dB/m dB dB cm deg 1 5700.00 111.62 ------ ------ 97.18 36.33 10.89 32.78 241 66 PEAK
Avg	Blank	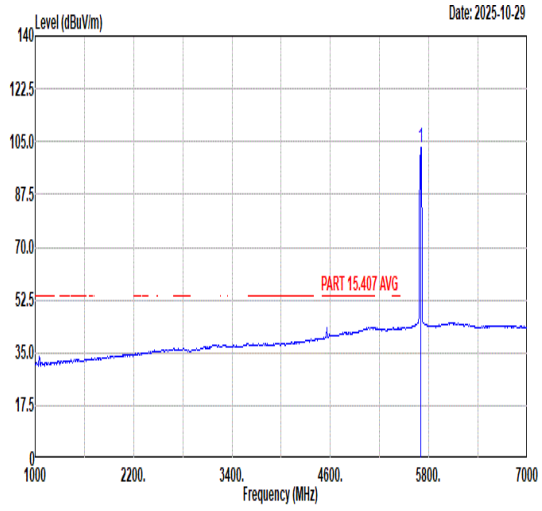 Freq Level Limit Line Margin (dB) Read Level Ant Factor Cable Loss Preamp Factor APos TPos Remark MHz dBuV/m dBuV/m dBuV dB/m dB dB cm deg 1 5700.00 103.15 ------ ------ 88.70 36.34 10.89 32.78 241 66 AVERAGE

Mode	39	
	Harmonic	
	U-NII-2C_5.47-5.725_802.11ax HE20_CH140_5700MHz	
ANT	9+8	
Pol.	Horizontal	Vertical
Peak Avg	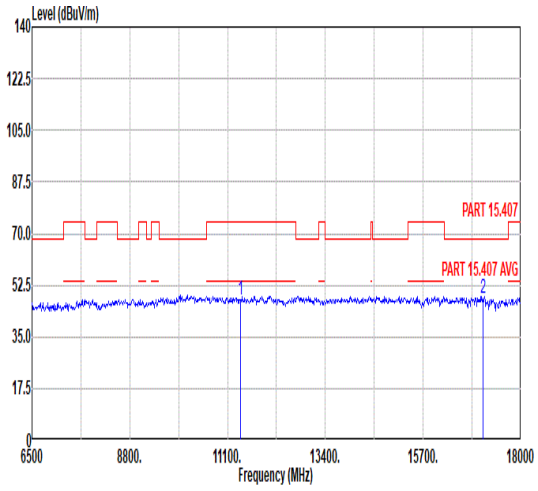 Freq Level Limit Line Margin Read Level Ant Factor Cable Loss Preamp Factor APos TPos Remark MHz dBuV/m dBuV/m dB dBuV dB/m dB dB cm deg 1 11400.00 47.71 74.00 -26.29 45.08 38.18 14.87 50.42 --- --- Peak 2 17100.00 47.99 68.30 -20.31 39.84 42.81 18.06 52.72 --- --- Peak	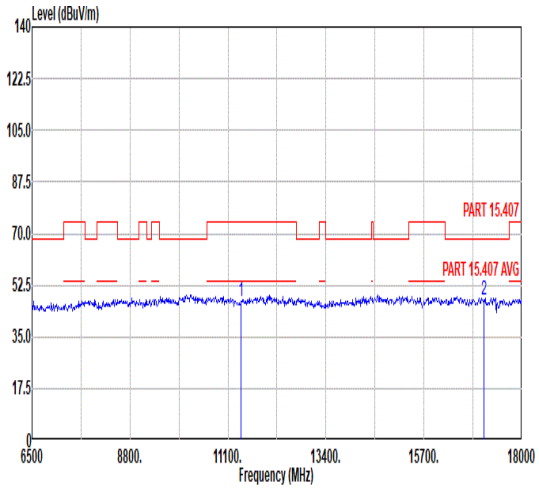 Freq Level Limit Line Margin Read Level Ant Factor Cable Loss Preamp Factor APos TPos Remark MHz dBuV/m dBuV/m dB dBuV dB/m dB dB cm deg 1 11400.00 47.23 74.00 -26.77 44.60 38.18 14.87 50.42 --- --- Peak 2 17100.00 47.38 68.30 -20.92 39.23 42.81 18.06 52.72 --- --- Peak

Mode	40	
	Band Edge - L	
	U-NII-1_5.15-5.25_802.11ax HE40_CH38_5190MHz	
ANT	9+8	
Pol.	Horizontal	Fundamental
Peak	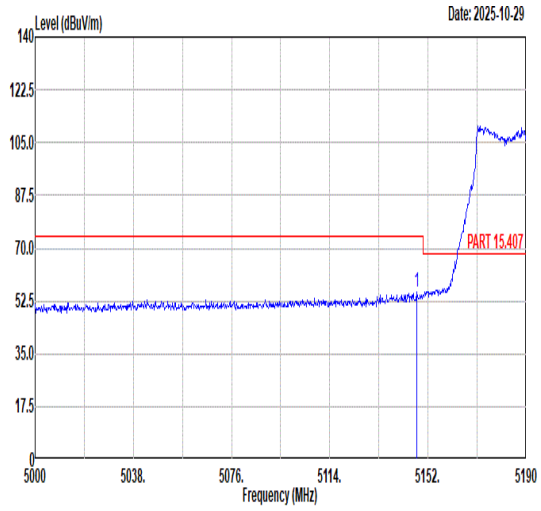 Freq Level Limit Line Margin (dB) Read Level Ant Factor Cable Loss Preamp Factor APos TPos Remark MHz dBuV/m dBuV/m dBuV dB/m dB dB cm deg 1 5147.63 55.31 74.00 -18.69 41.56 35.86 10.52 32.63 208 67 PEAK	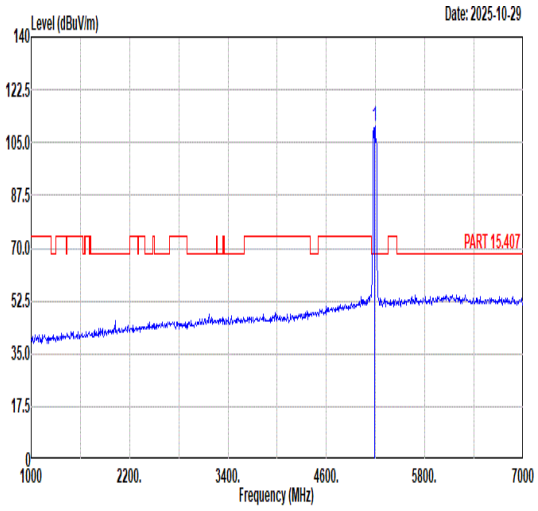 Freq Level Limit Line Margin (dB) Read Level Ant Factor Cable Loss Preamp Factor APos TPos Remark MHz dBuV/m dBuV/m dBuV dB/m dB dB cm deg 1 5190.00 110.35 ------ ------ 96.69 35.88 10.42 32.64 208 67 PEAK
Avg	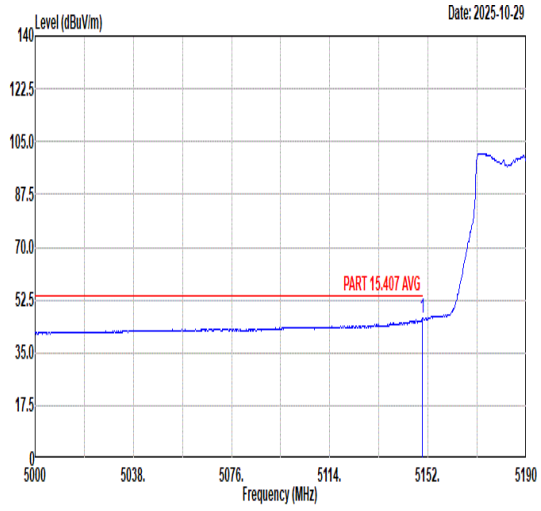 Freq Level Limit Line Margin (dB) Read Level Ant Factor Cable Loss Preamp Factor APos TPos Remark MHz dBuV/m dBuV/m dBuV dB/m dB dB cm deg 1 5149.91 46.75 54.00 -7.25 33.01 35.86 10.51 32.63 208 67 AVERAGE	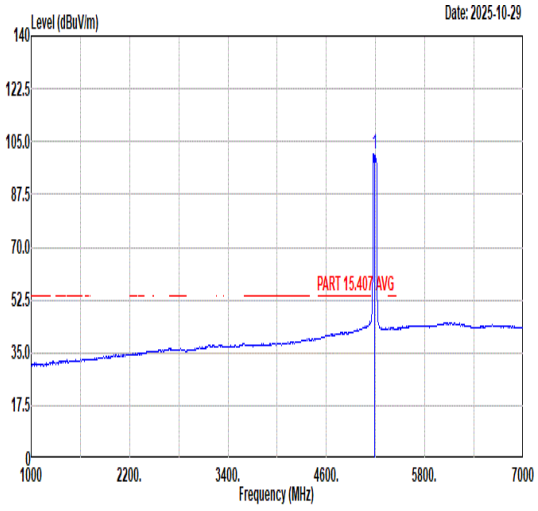 Freq Level Limit Line Margin (dB) Read Level Ant Factor Cable Loss Preamp Factor APos TPos Remark MHz dBuV/m dBuV/m dBuV dB/m dB dB cm deg 1 5190.00 100.92 ------ ------ 87.23 35.87 10.46 32.64 208 67 AVERAGE

Mode	40	
	Band Edge - R	
	U-NII-1_5.15-5.25_802.11ax HE40_CH38_5190MHz	
ANT	9+8	
Pol.	Horizontal	Fundamental
Peak	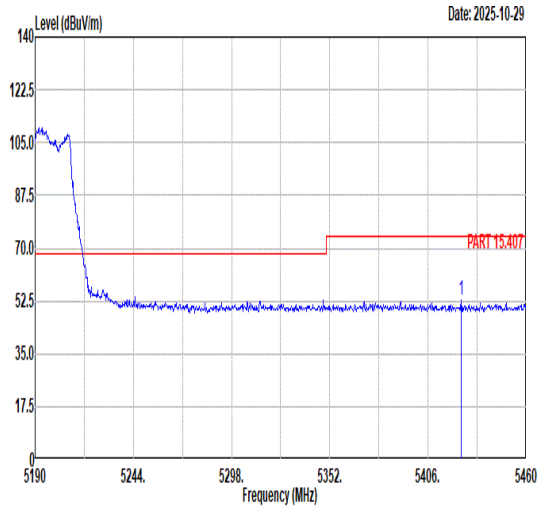 Freq Level Limit Line Margin (dB) Read Level Ant Factor Cable Loss Preamp Factor APos TPos Remark MHz dBuV/m dBuV/m dBuV dB/m dB dB cm deg 1 5424.09 52.58 74.00 -21.42 38.77 35.97 10.52 32.68 208 67 PEAK	Blank
Avg	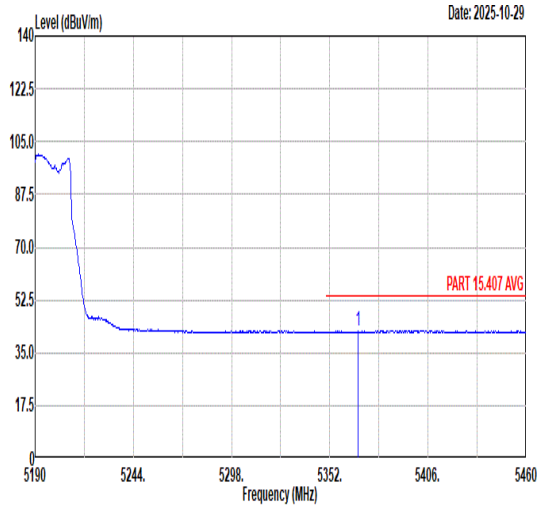 Freq Level Limit Line Margin (dB) Read Level Ant Factor Cable Loss Preamp Factor APos TPos Remark MHz dBuV/m dBuV/m dBuV dB/m dB dB cm deg 1 5367.66 42.39 54.00 -11.61 28.58 35.95 10.53 32.67 208 67 AVERAGE	Blank

Mode	40	
	Band Edge - L	
	U-NII-1_5.15-5.25_802.11ax HE40_CH38_5190MHz	
ANT	9+8	
Pol.	Vertical	Fundamental
Peak	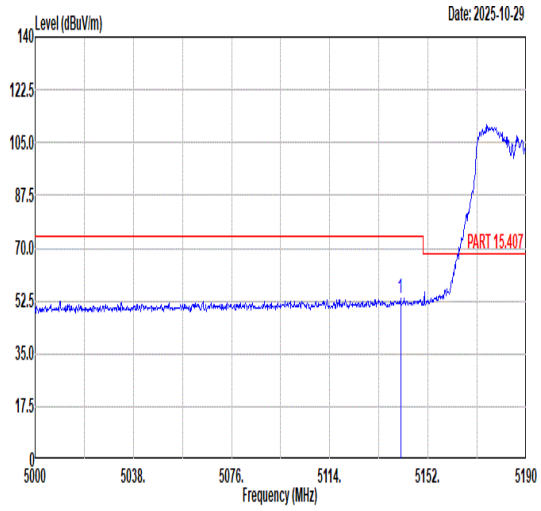 Freq Level Limit Line Margin (dB) Read Level Ant Factor Cable Loss Preamp Factor APos TPos Remark MHz dBuV/m dBuV/m dBuV dB/m dB dB cm deg 1 5141.36 53.46 74.00 -20.54 39.70 35.86 10.53 32.63 238 64 PEAK	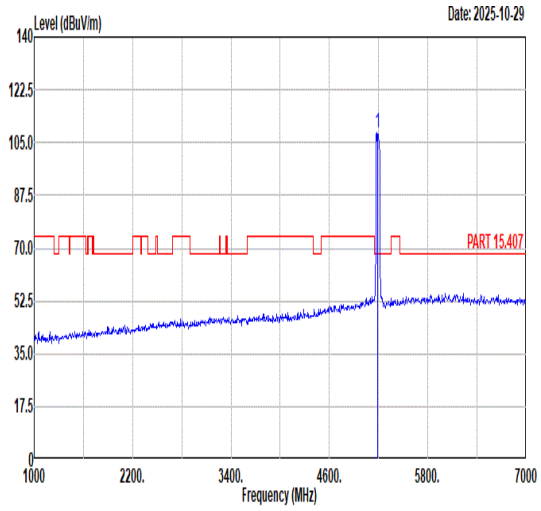 Freq Level Limit Line Margin (dB) Read Level Ant Factor Cable Loss Preamp Factor APos TPos Remark MHz dBuV/m dBuV/m dBuV dB/m dB dB cm deg 1 5190.00 108.54 ------ ------ 94.85 35.87 10.46 32.64 238 64 PEAK
Avg	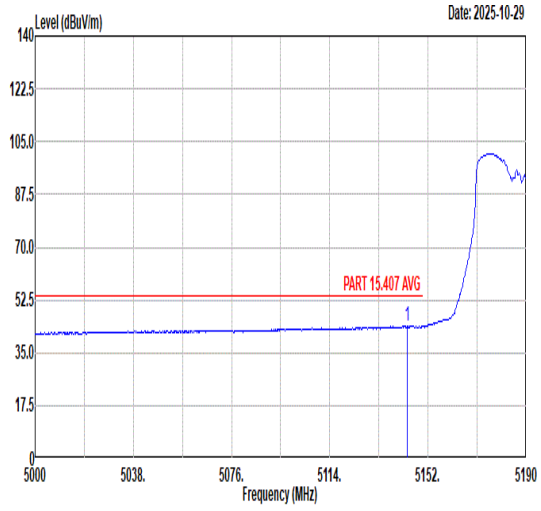 Freq Level Limit Line Margin (dB) Read Level Ant Factor Cable Loss Preamp Factor APos TPos Remark MHz dBuV/m dBuV/m dBuV dB/m dB dB cm deg 1 5143.83 44.04 54.00 -9.96 30.29 35.86 10.52 32.63 238 64 AVERAGE	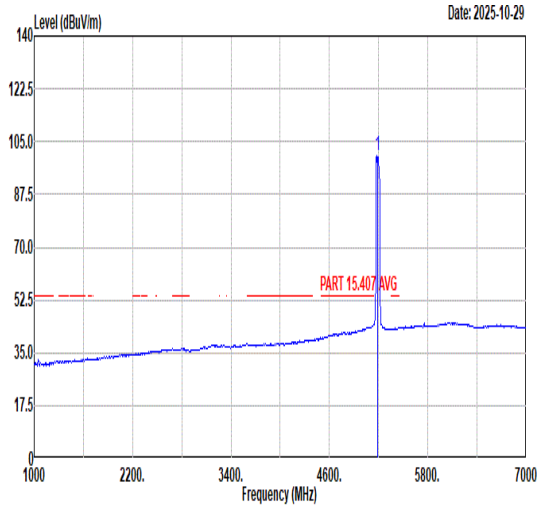 Freq Level Limit Line Margin (dB) Read Level Ant Factor Cable Loss Preamp Factor APos TPos Remark MHz dBuV/m dBuV/m dBuV dB/m dB dB cm deg 1 5190.00 100.64 ------ ------ 86.95 35.87 10.46 32.64 238 64 AVERAGE

Mode	40	
	Band Edge - R	
	U-NII-1_5.15-5.25_802.11ax HE40_CH38_5190MHz	
ANT	9+8	
Pol.	Vertical	Fundamental
Peak	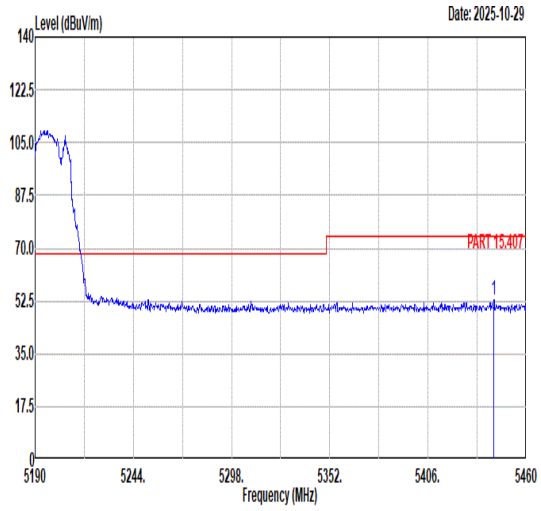 Freq Level Limit Line Margin (dB) Read Level Ant Factor Cable Loss Preamp Factor APos TPos Remark MHz dBuV/m dBuV/m dBuV dB/m dB dB cm deg 1 5442.18 52.59 74.00 -21.41 38.77 35.98 10.53 32.69 238 64 PEAK	Blank
Avg	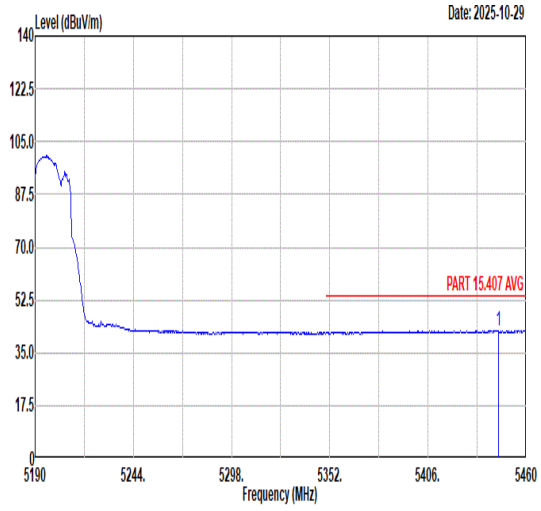 Freq Level Limit Line Margin (dB) Read Level Ant Factor Cable Loss Preamp Factor APos TPos Remark MHz dBuV/m dBuV/m dBuV dB/m dB dB cm deg 1 5444.61 42.32 54.00 -11.68 28.50 35.98 10.53 32.69 238 64 AVERAGE	Blank

Mode	41	
	Band Edge - L	
	U-NII-1_5.15-5.25_802.11ax HE40_CH46_5230MHz	
ANT	9+8	
Pol.	Horizontal	Fundamental
Peak	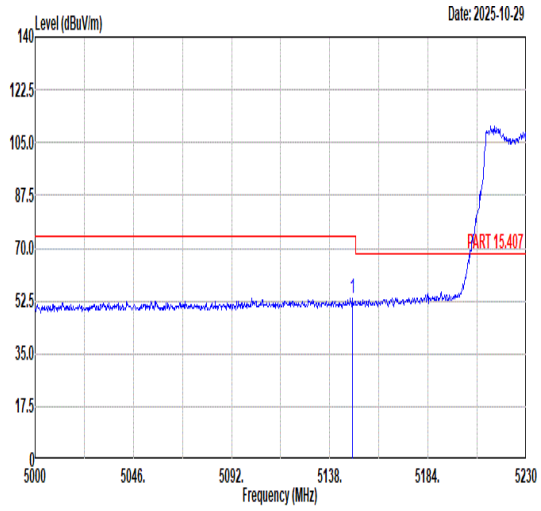 Freq Level Limit Line Margin (dB) Read Level Ant Factor Cable Loss Preamp Factor APos TPos Remark MHz dBuV/m dBuV/m dBuV dB/m dB dB cm deg 1 5148.81 53.30 74.00 -20.70 39.56 35.86 10.51 32.63 208 66 PEAK	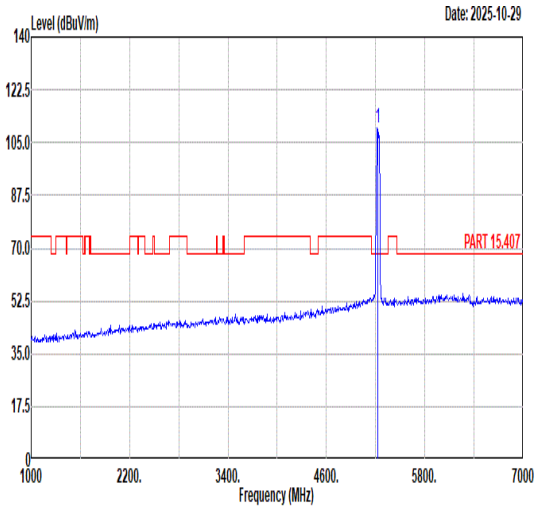 Freq Level Limit Line Margin (dB) Read Level Ant Factor Cable Loss Preamp Factor APos TPos Remark MHz dBuV/m dBuV/m dBuV dB/m dB dB cm deg 1 5230.00 109.92 ------ ------ 96.25 35.88 10.43 32.64 208 66 PEAK
Avg	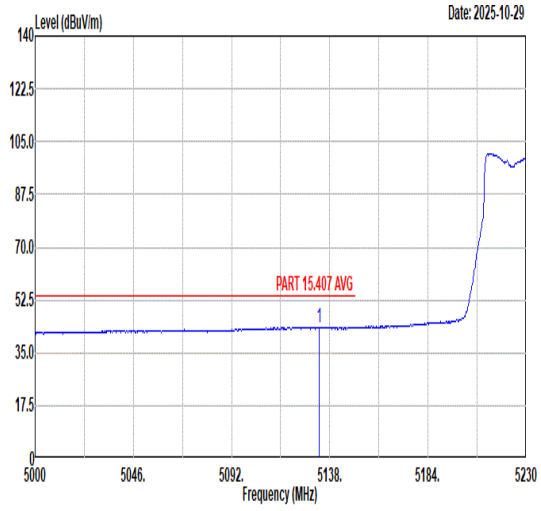 Freq Level Limit Line Margin (dB) Read Level Ant Factor Cable Loss Preamp Factor APos TPos Remark MHz dBuV/m dBuV/m dBuV dB/m dB dB cm deg 1 5133.17 43.48 54.00 -10.52 29.71 35.85 10.55 32.63 208 66 AVERAGE	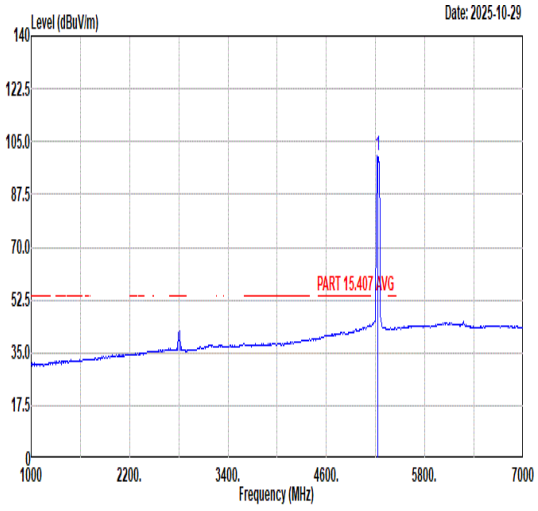 Freq Level Limit Line Margin (dB) Read Level Ant Factor Cable Loss Preamp Factor APos TPos Remark MHz dBuV/m dBuV/m dBuV dB/m dB dB cm deg 1 5230.00 100.60 ------ ------ 86.93 35.88 10.43 32.64 208 66 AVERAGE

Mode	41	
	Band Edge - R	
	U-NII-1_5.15-5.25_802.11ax HE40_CH46_5230MHz	
ANT	9+8	
Pol.	Horizontal	Fundamental
Peak	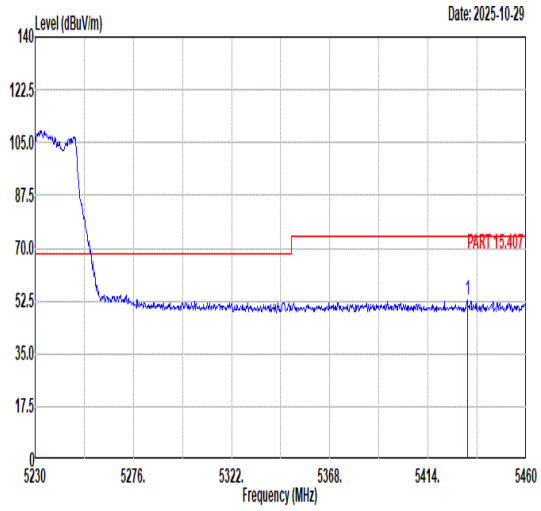 Freq Level Limit Line Margin (dB) Read Level Ant Factor Cable Loss Preamp Factor APos TPos Remark MHz dBuV/m dBuV/m dBuV dB/m dB dB cm deg 1 5432.40 52.59 74.00 -21.41 38.79 35.97 10.52 32.69 208 66 PEAK	Blank
Avg	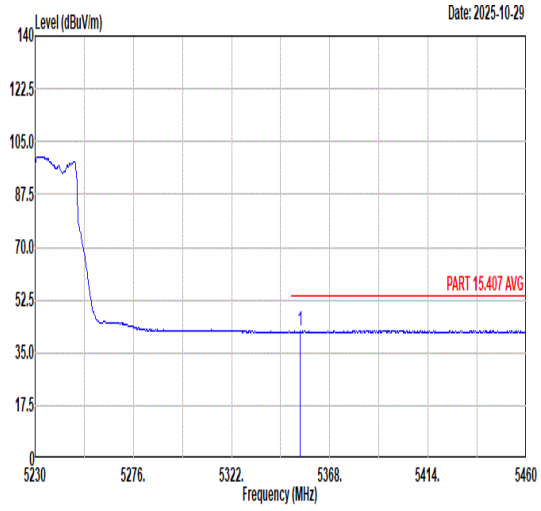 Freq Level Limit Line Margin (dB) Read Level Ant Factor Cable Loss Preamp Factor APos TPos Remark MHz dBuV/m dBuV/m dBuV dB/m dB dB cm deg 1 5353.97 42.32 54.00 -11.68 28.50 35.94 10.55 32.67 208 66 AVERAGE	Blank

Mode	41	
	Band Edge - L	
	U-NII-1_5.15-5.25_802.11ax HE40_CH46_5230MHz	
ANT	9+8	
Pol.	Vertical	Fundamental
Peak	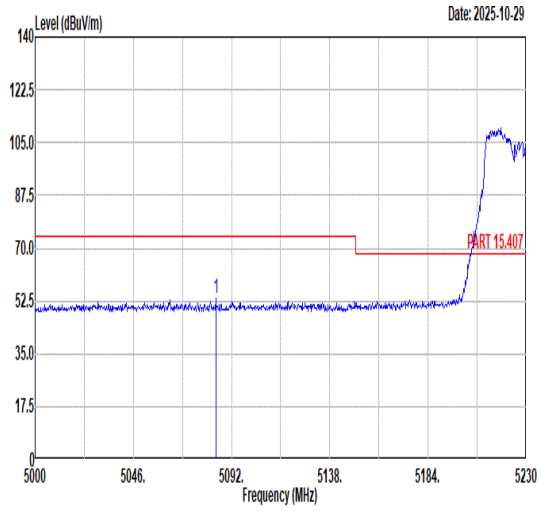 Freq Level Limit Line Margin (dB) Read Level Ant Factor Cable Loss Preamp Factor APos TPos Remark MHz dBuV/m dBuV/m dBuV dB/m dB dB cm deg 1 5084.64 53.18 74.00 -20.82 39.38 35.83 10.59 32.62 247 69 PEAK	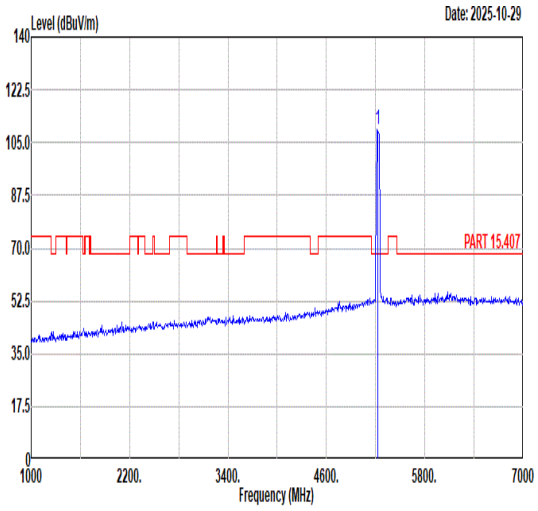 Freq Level Limit Line Margin (dB) Read Level Ant Factor Cable Loss Preamp Factor APos TPos Remark MHz dBuV/m dBuV/m dBuV dB/m dB dB cm deg 1 5230.00 109.34 ------ ------ 95.64 35.89 10.45 32.64 247 69 PEAK
Avg	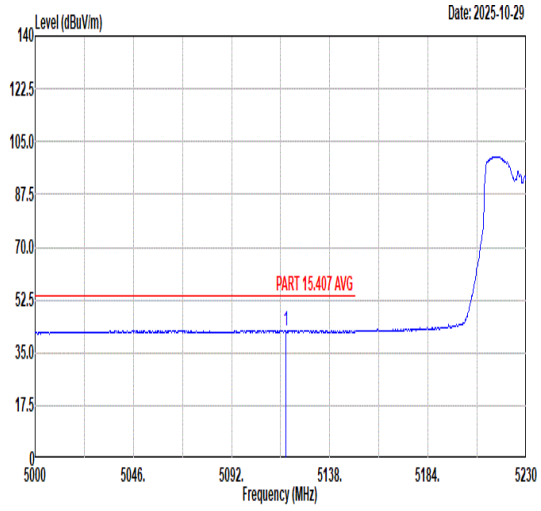 Freq Level Limit Line Margin (dB) Read Level Ant Factor Cable Loss Preamp Factor APos TPos Remark MHz dBuV/m dBuV/m dBuV dB/m dB dB cm deg 1 5117.53 42.30 54.00 -11.70 28.49 35.85 10.58 32.62 247 69 AVERAGE	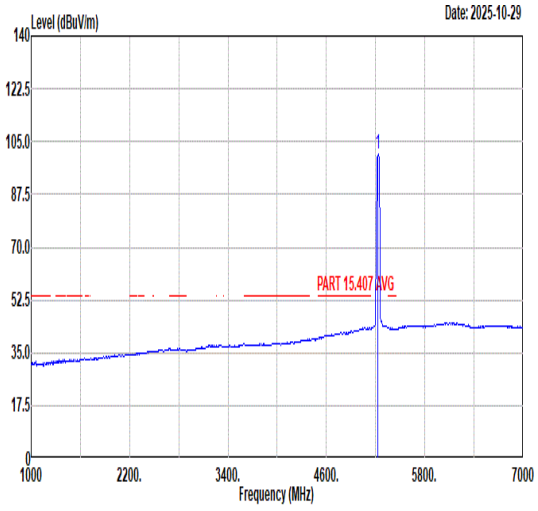 Freq Level Limit Line Margin (dB) Read Level Ant Factor Cable Loss Preamp Factor APos TPos Remark MHz dBuV/m dBuV/m dBuV dB/m dB dB cm deg 1 5230.00 100.66 ------ ------ 86.94 35.89 10.48 32.65 247 69 AVERAGE

Mode	41	
	Band Edge - R	
	U-NII-1_5.15-5.25_802.11ax HE40_CH46_5230MHz	
ANT	9+8	
Pol.	Vertical	Fundamental
Peak	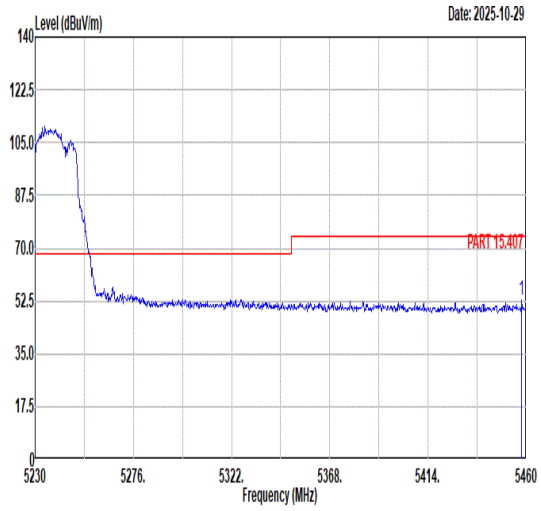 Freq Level Limit Line Margin (dB) Read Level Ant Factor Cable Loss Preamp Factor APos TPos Remark MHz dBuV/m dBuV/m dBuV dB/m dB dB cm deg 1 5457.93 52.67 74.00 -21.33 38.84 35.98 10.54 32.69 247 69 PEAK	Blank
Avg	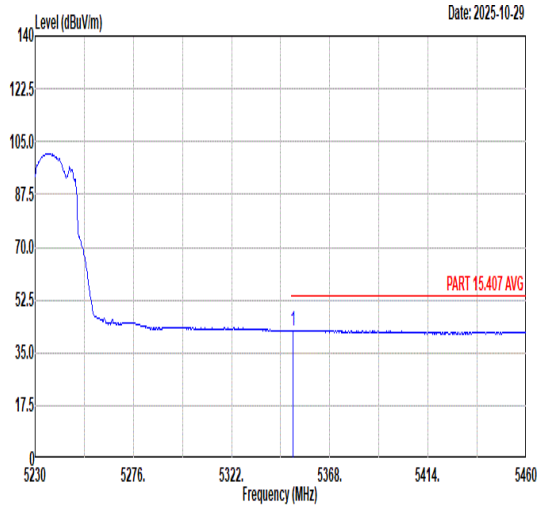 Freq Level Limit Line Margin (dB) Read Level Ant Factor Cable Loss Preamp Factor APos TPos Remark MHz dBuV/m dBuV/m dBuV dB/m dB dB cm deg 1 5350.75 42.53 54.00 -11.47 28.71 35.94 10.55 32.67 247 69 AVERAGE	Blank

Mode	42	
	Band Edge - L	
	U-NII-2A_5.25-5.35_802.11ax HE40_CH54_5270MHz	
ANT	9+8	
Pol.	Horizontal	Fundamental
Peak	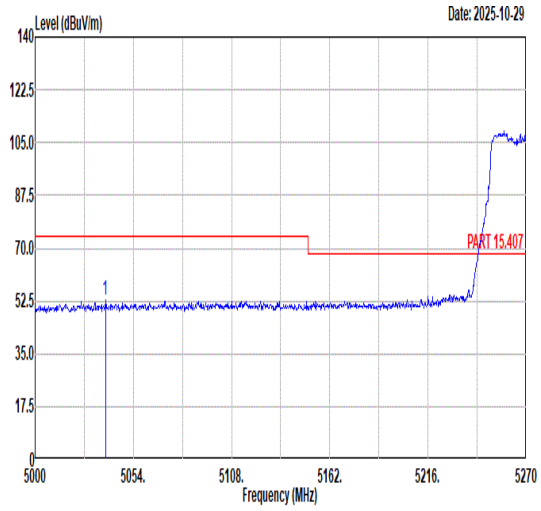 Freq Level Limit Line Margin (dB) Read Level Ant Factor Cable Loss Preamp Factor APos TPos Remark MHz dBuV/m dBuV/m dBuV dB/m dB dB cm deg 1 5038.61 52.70 74.00 -21.30 39.02 35.82 10.47 32.61 247 63 PEAK	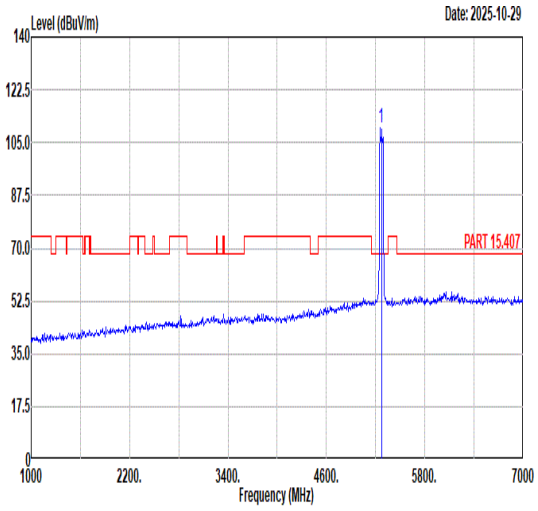 Freq Level Limit Line Margin (dB) Read Level Ant Factor Cable Loss Preamp Factor APos TPos Remark MHz dBuV/m dBuV/m dBuV dB/m dB dB cm deg 1 5270.00 109.77 ------ ------ 96.01 35.90 10.51 32.65 247 63 PEAK
Avg	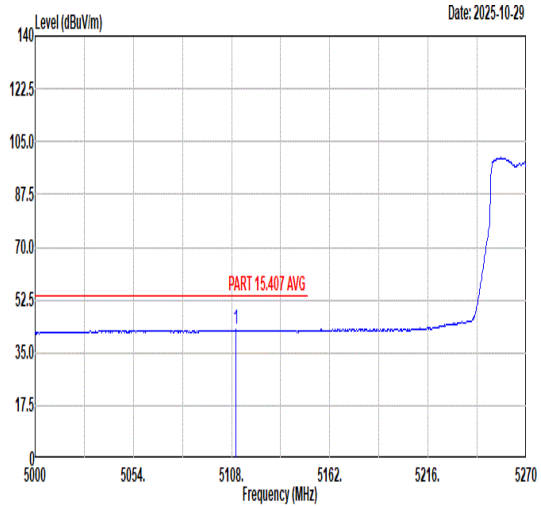 Freq Level Limit Line Margin (dB) Read Level Ant Factor Cable Loss Preamp Factor APos TPos Remark MHz dBuV/m dBuV/m dBuV dB/m dB dB cm deg 1 5110.43 42.54 54.00 -11.46 28.73 35.84 10.59 32.62 247 63 AVERAGE	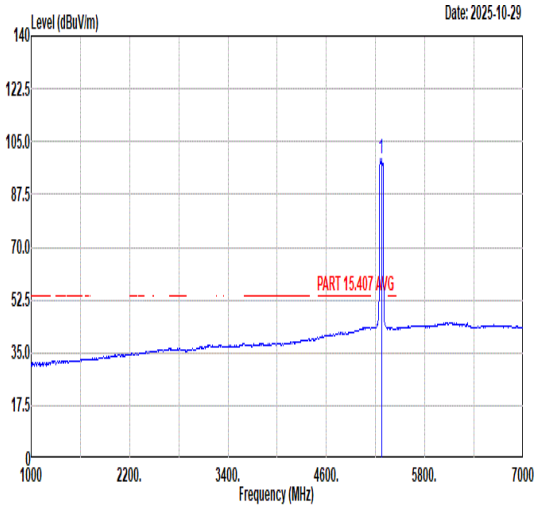 Freq Level Limit Line Margin (dB) Read Level Ant Factor Cable Loss Preamp Factor APos TPos Remark MHz dBuV/m dBuV/m dBuV dB/m dB dB cm deg 1 5270.00 99.38 ------ ------ 85.62 35.90 10.51 32.65 247 63 AVERAGE

Mode	42	
	Band Edge - R	
	U-NII-2A_5.25-5.35_802.11ax HE40_CH54_5270MHz	
ANT	9+8	
Pol.	Horizontal	Fundamental
Peak	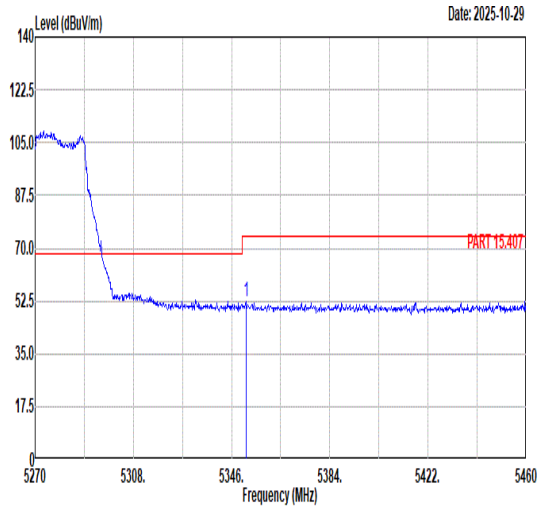 Freq Level Limit Line Margin (dB) Read Level Ant Factor Cable Loss Preamp Factor APos TPos Remark MHz dBuV/m dBuV/m dBuV dB/m dB dB cm deg 1 5351.51 52.44 74.00 -21.56 38.62 35.94 10.55 32.67 247 63 PEAK	Blank
Avg	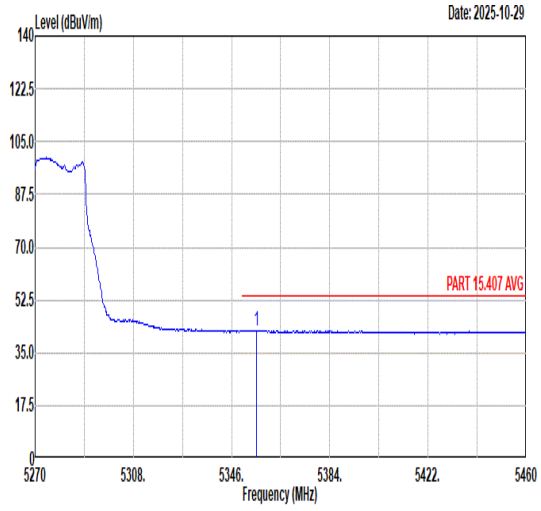 Freq Level Limit Line Margin (dB) Read Level Ant Factor Cable Loss Preamp Factor APos TPos Remark MHz dBuV/m dBuV/m dBuV dB/m dB dB cm deg 1 5355.69 42.49 54.00 -11.51 28.67 35.94 10.55 32.67 247 63 AVERAGE	Blank

Mode	42	
	Band Edge - L	
	U-NII-2A_5.25-5.35_802.11ax HE40_CH54_5270MHz	
ANT	9+8	
Pol.	Vertical	Fundamental
Peak	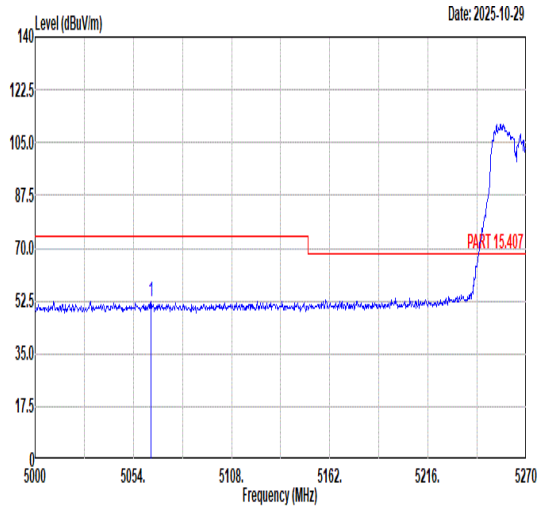 Freq Level Limit Line Margin (dB) Read Level Ant Factor Cable Loss Preamp Factor APos TPos Remark MHz dBuV/m dBuV/m dBuV dB/m dB dB cm deg 1 5063.72 52.53 74.00 -21.47 38.78 35.83 10.53 32.61 243 69 PEAK	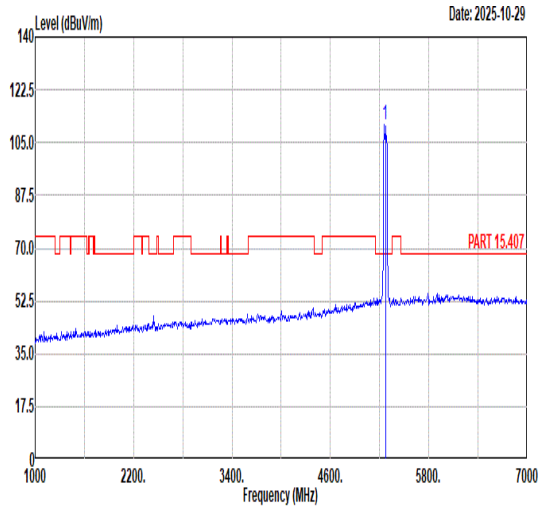 Freq Level Limit Line Margin (dB) Read Level Ant Factor Cable Loss Preamp Factor APos TPos Remark MHz dBuV/m dBuV/m dBuV dB/m dB dB cm deg 1 5270.00 110.95 ------ ------ 97.19 35.90 10.51 32.65 243 69 PEAK
Avg	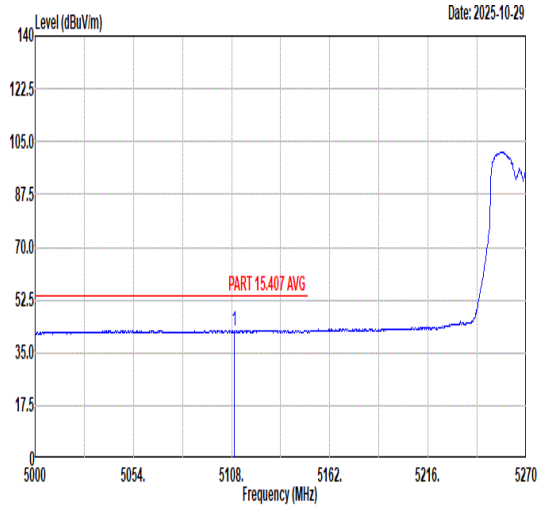 Freq Level Limit Line Margin (dB) Read Level Ant Factor Cable Loss Preamp Factor APos TPos Remark MHz dBuV/m dBuV/m dBuV dB/m dB dB cm deg 1 5109.62 42.43 54.00 -11.57 28.62 35.84 10.59 32.62 243 69 AVERAGE	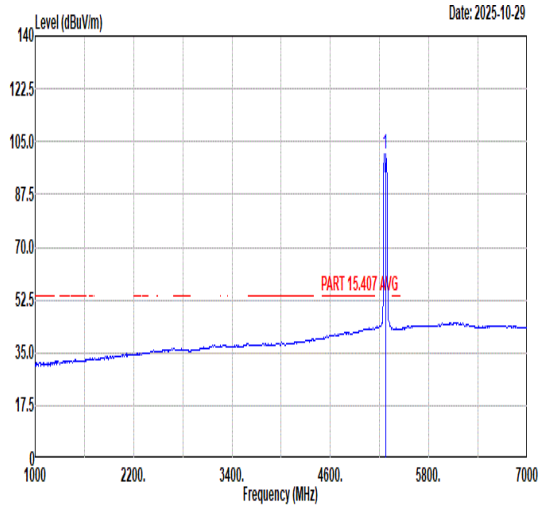 Freq Level Limit Line Margin (dB) Read Level Ant Factor Cable Loss Preamp Factor APos TPos Remark MHz dBuV/m dBuV/m dBuV dB/m dB dB cm deg 1 5270.00 101.13 ------ ------ 87.37 35.90 10.51 32.65 243 69 AVERAGE

Mode	42	
	Band Edge - R	
	U-NII-2A_5.25-5.35_802.11ax HE40_CH54_5270MHz	
ANT	9+8	
Pol.	Vertical	Fundamental
Peak	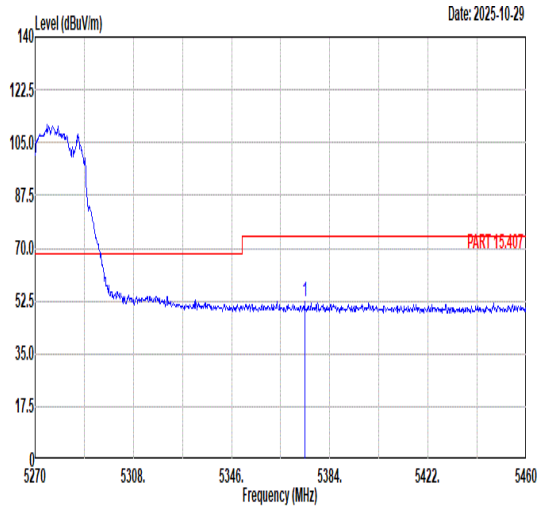 Freq Level Limit Line Margin (dB) Read Level Ant Factor Cable Loss Preamp Factor APos TPos Remark MHz dBuV/m dBuV/m dBuV dB/m dB dB cm deg 1 5374.31 52.13 74.00 -21.87 38.32 35.95 10.53 32.67 243 69 PEAK	Blank
Avg	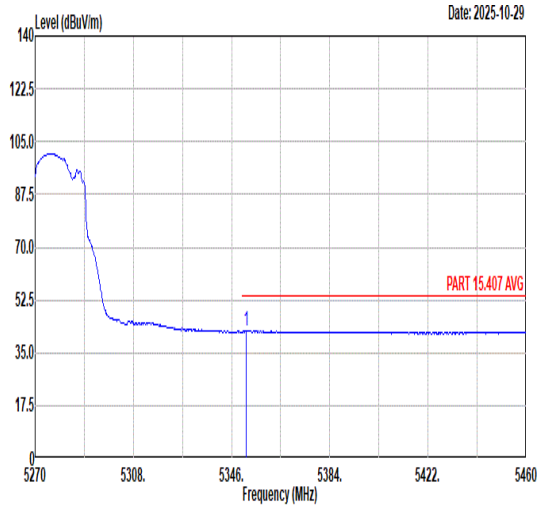 Freq Level Limit Line Margin (dB) Read Level Ant Factor Cable Loss Preamp Factor APos TPos Remark MHz dBuV/m dBuV/m dBuV dB/m dB dB cm deg 1 5351.51 42.32 54.00 -11.68 28.50 35.94 10.55 32.67 243 69 AVERAGE	Blank

Mode	43	
	Band Edge - L	
	U-NII-2A_5.25-5.35_802.11ax HE40_CH62_5310MHz	
ANT	9+8	
Pol.	Horizontal	Fundamental
Peak	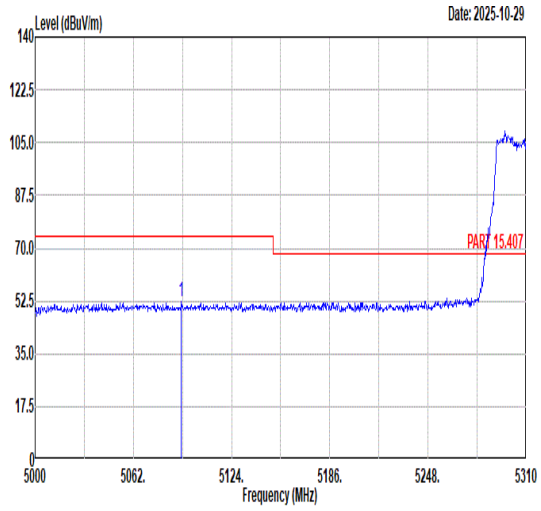 Freq Level Limit Line Margin (dB) Read Level Ant Factor Cable Loss Preamp Factor APos TPos Remark MHz dBuV/m dBuV/m dBuV dB/m dB dB cm deg 1 5092.38 52.07 74.00 -21.93 38.24 35.84 10.61 32.62 255 62 PEAK	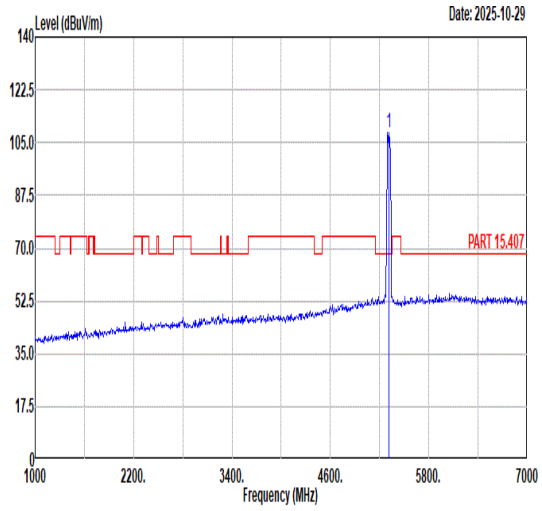 Freq Level Limit Line Margin (dB) Read Level Ant Factor Cable Loss Preamp Factor APos TPos Remark MHz dBuV/m dBuV/m dBuV dB/m dB dB cm deg 1 5310.00 108.34 ------ ------ 94.49 35.92 10.59 32.66 255 62 PEAK
Avg	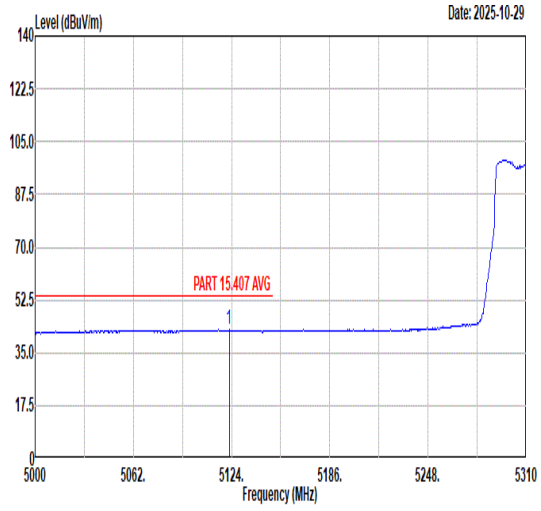 Freq Level Limit Line Margin (dB) Read Level Ant Factor Cable Loss Preamp Factor APos TPos Remark MHz dBuV/m dBuV/m dBuV dB/m dB dB cm deg 1 5122.45 42.66 54.00 -11.34 28.86 35.85 10.57 32.62 255 62 AVERAGE	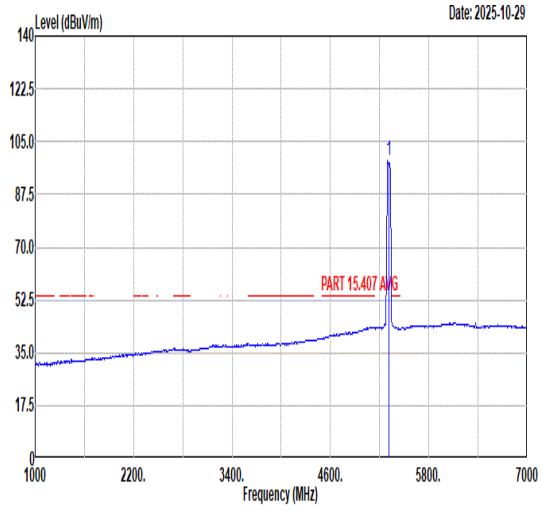 Freq Level Limit Line Margin (dB) Read Level Ant Factor Cable Loss Preamp Factor APos TPos Remark MHz dBuV/m dBuV/m dBuV dB/m dB dB cm deg 1 5310.00 98.59 ------ ------ 84.74 35.92 10.59 32.66 255 62 AVERAGE

Mode	43	
	Band Edge - R	
	U-NII-2A_5.25-5.35_802.11ax HE40_CH62_5310MHz	
ANT	9+8	
Pol.	Horizontal	Fundamental
Peak	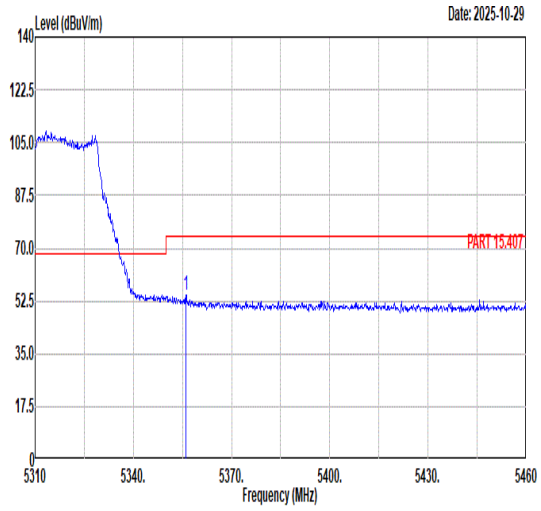 Freq Level Limit Line Margin (dB) Read Level Ant Factor Cable Loss Preamp Factor APos TPos Remark MHz dBuV/m dBuV/m dBuV dB/m dB dB cm deg 1 5356.05 54.62 74.00 -19.38 40.80 35.94 10.55 32.67 255 62 PEAK	Blank
Avg	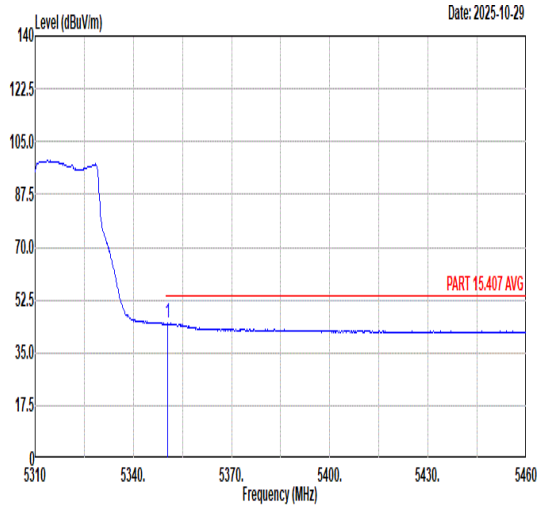 Freq Level Limit Line Margin (dB) Read Level Ant Factor Cable Loss Preamp Factor APos TPos Remark MHz dBuV/m dBuV/m dBuV dB/m dB dB cm deg 1 5350.50 44.74 54.00 -9.26 30.92 35.94 10.55 32.67 255 62 AVERAGE	Blank

Mode	43	
	Band Edge - L	
	U-NII-2A_5.25-5.35_802.11ax HE40_CH62_5310MHz	
ANT	9+8	
Pol.	Vertical	Fundamental
Peak	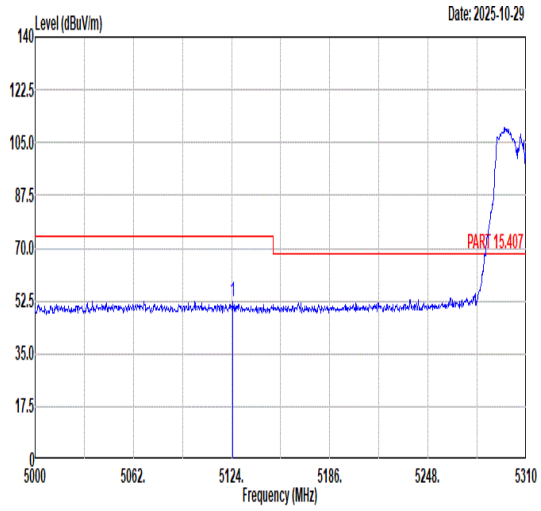 Freq Level Limit Line Margin (dB) Read Level Ant Factor Cable Loss Preamp Factor APos TPos Remark MHz dBuV/m dBuV/m dBuV dB/m dB dB cm deg 1 5124.62 52.31 74.00 -21.69 38.52 35.85 10.56 32.62 239 68 PEAK	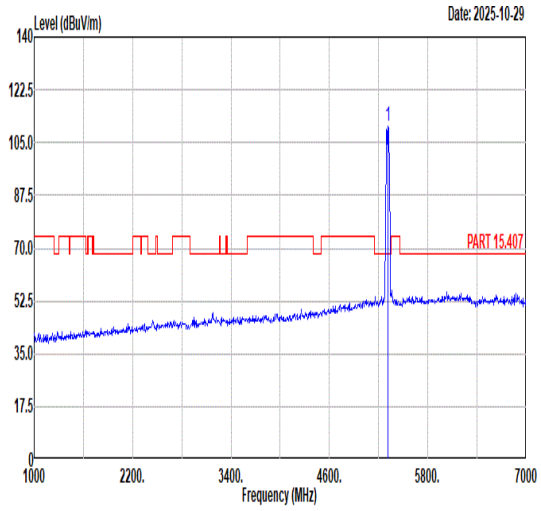 Freq Level Limit Line Margin (dB) Read Level Ant Factor Cable Loss Preamp Factor APos TPos Remark MHz dBuV/m dBuV/m dBuV dB/m dB dB cm deg 1 5310.00 110.20 ------ ------ 96.34 35.93 10.59 32.66 239 68 PEAK
Avg	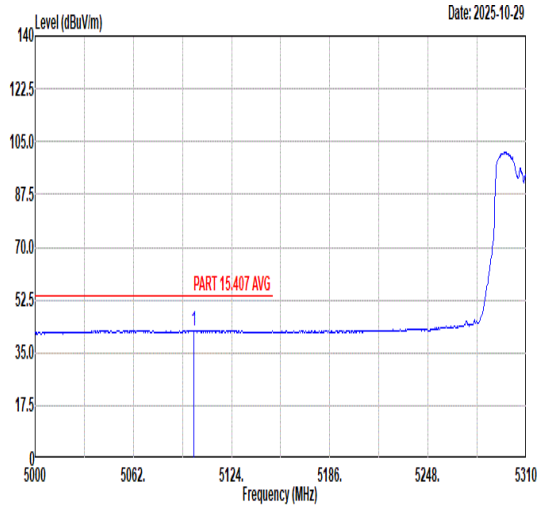 Freq Level Limit Line Margin (dB) Read Level Ant Factor Cable Loss Preamp Factor APos TPos Remark MHz dBuV/m dBuV/m dBuV dB/m dB dB cm deg 1 5100.13 42.28 54.00 -11.72 28.45 35.84 10.61 32.62 239 68 AVERAGE	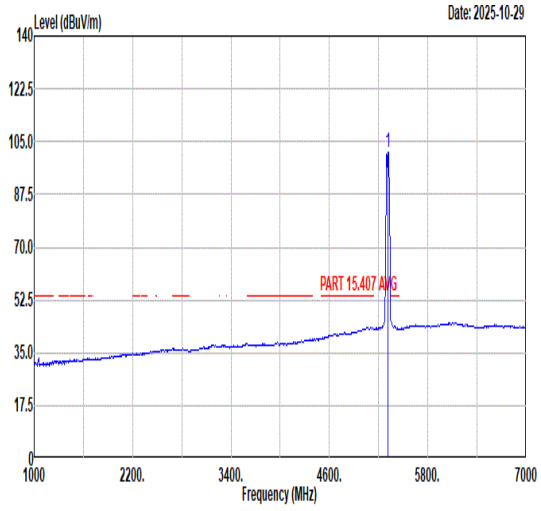 Freq Level Limit Line Margin (dB) Read Level Ant Factor Cable Loss Preamp Factor APos TPos Remark MHz dBuV/m dBuV/m dBuV dB/m dB dB cm deg 1 5310.00 101.60 ------ ------ 87.74 35.93 10.59 32.66 239 68 AVERAGE

Mode	43	
	Band Edge - R	
	U-NII-2A_5.25-5.35_802.11ax HE40_CH62_5310MHz	
ANT	9+8	
Pol.	Vertical	Fundamental
Peak	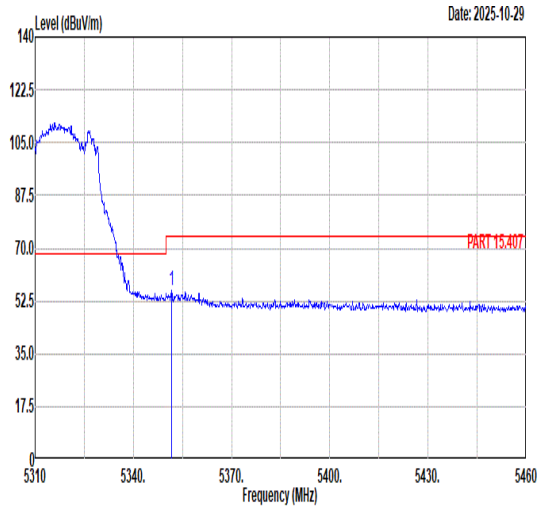 Freq Level Limit Line Margin (dB) Read Level Ant Factor Cable Loss Preamp Factor APos TPos Remark MHz dBuV/m dBuV/m dBuV dB/m dB dB cm deg 1 5351.70 56.21 74.00 -17.79 42.39 35.94 10.55 32.67 239 68 PEAK	Blank
Avg	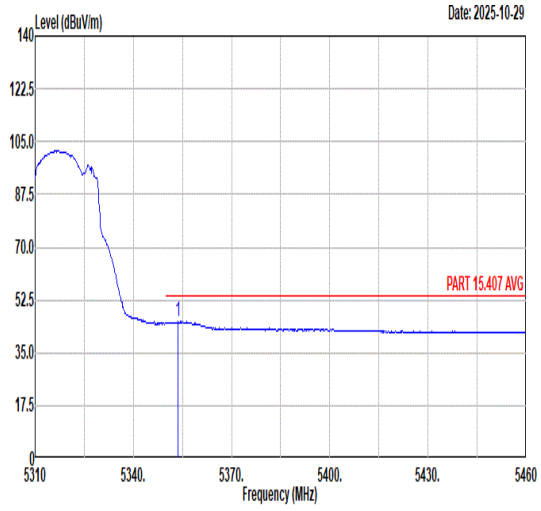 Freq Level Limit Line Margin (dB) Read Level Ant Factor Cable Loss Preamp Factor APos TPos Remark MHz dBuV/m dBuV/m dBuV dB/m dB dB cm deg 1 5353.65 45.39 54.00 -8.61 31.57 35.94 10.55 32.67 239 68 AVERAGE	Blank

Mode	44
	Band Edge - L
	U-NII-2C_5.47-5.725_802.11ax HE40_CH102_5510MHz
ANT	9+8

Pol.	Horizontal	Fundamental
Peak	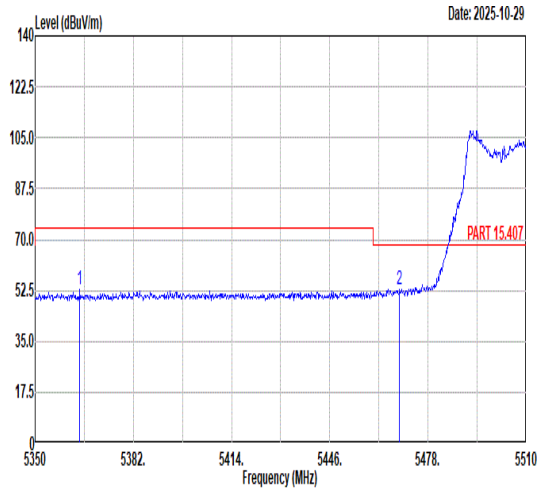 Freq Level Limit Line Margin (dB) Read Level Ant Factor Cable Loss Preamp Factor APos TPos Remark MHz dBuV/m dBuV/m dBuV dB/m dB dB cm deg 1 5364.56 52.83 74.00 -21.17 39.01 35.95 10.54 32.67 209 67 PEAK 2 5468.72 53.07 68.30 -15.23 39.22 35.99 10.55 32.69 209 67 PEAK	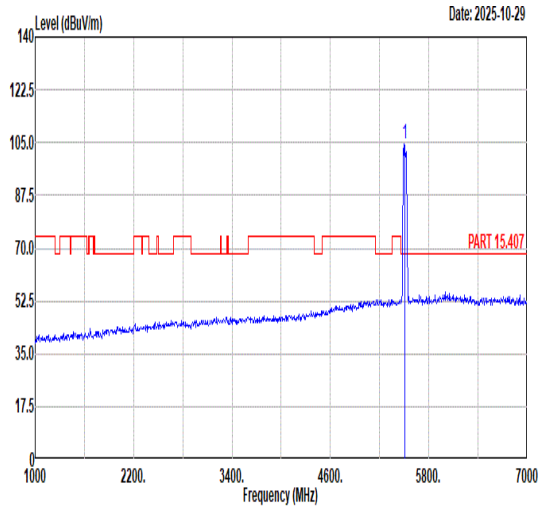 Freq Level Limit Line Margin (dB) Read Level Ant Factor Cable Loss Preamp Factor APos TPos Remark MHz dBuV/m dBuV/m dBuV dB/m dB dB cm deg 1 5510.00 104.75 ------ ------ 90.88 36.00 10.57 32.70 209 67 PEAK
Avg	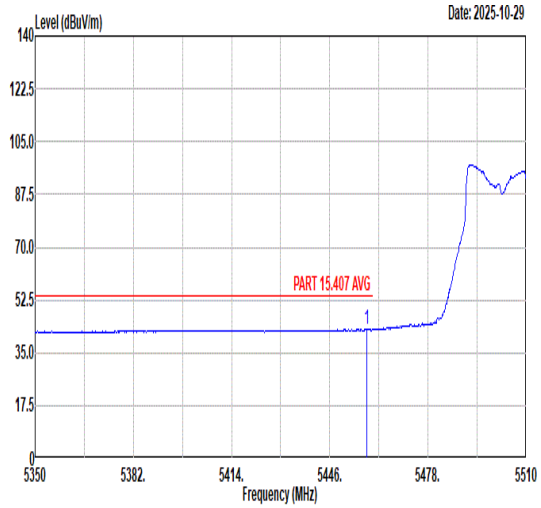 Freq Level Limit Line Margin (dB) Read Level Ant Factor Cable Loss Preamp Factor APos TPos Remark MHz dBuV/m dBuV/m dBuV dB/m dB dB cm deg 1 5458.16 42.83 54.00 -11.17 29.00 35.98 10.54 32.69 209 67 AVERAGE	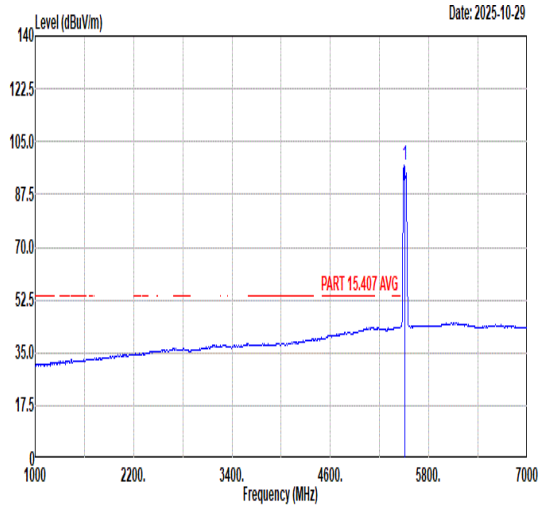 Freq Level Limit Line Margin (dB) Read Level Ant Factor Cable Loss Preamp Factor APos TPos Remark MHz dBuV/m dBuV/m dBuV dB/m dB dB cm deg 1 5510.00 97.13 ------ ------ 83.26 36.00 10.57 32.70 209 67 AVERAGE

Mode	44	
	Band Edge - R	
	U-NII-2C_5.47-5.725_802.11ax HE40_CH102_5510MHz	
ANT	9+8	
Pol.	Horizontal	Fundamental
Peak	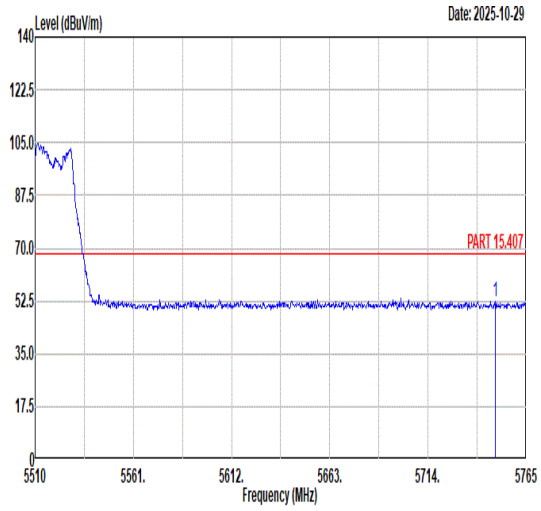 Freq Level Limit Line Margin (dB) Read Level Ant Factor Cable Loss Preamp Factor APos TPos Remark MHz dBuV/m dBuV/m dBuV dB/m dB dB cm deg 1 5748.94 52.25 68.30 -16.05 37.79 36.40 10.86 32.80 209 67 PEAK	Blank

Mode	44
	Band Edge - L
	U-NII-2C_5.47-5.725_802.11ax HE40_CH102_5510MHz
ANT	9+8

Pol.	Vertical	Fundamental
Peak	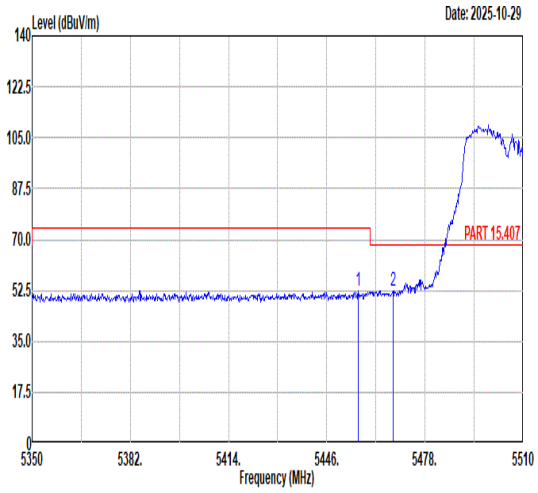 Freq Level Limit Line Margin (dB) Read Level Ant Factor Cable Loss Preamp Factor APos TPos Remark MHz dBuV/m dBuV/m dBuV dB/m dB dB cm deg 1 5456.24 52.20 74.00 -21.80 38.37 35.98 10.54 32.69 239 70 PEAK 2 5467.60 52.39 68.30 -15.91 38.54 35.99 10.55 32.69 239 70 PEAK	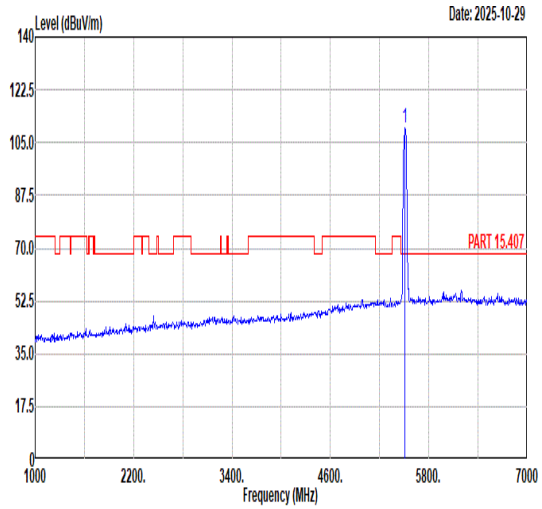 Freq Level Limit Line Margin (dB) Read Level Ant Factor Cable Loss Preamp Factor APos TPos Remark MHz dBuV/m dBuV/m dBuV dB/m dB dB cm deg 1 5510.00 109.86 ------ ------ 95.95 36.02 10.59 32.70 239 70 PEAK
Avg	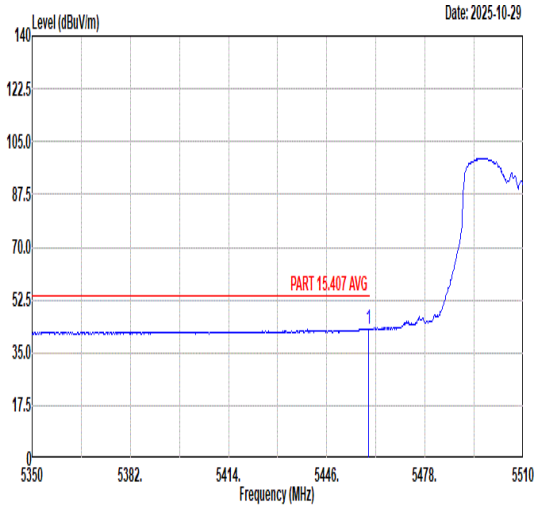 Freq Level Limit Line Margin (dB) Read Level Ant Factor Cable Loss Preamp Factor APos TPos Remark MHz dBuV/m dBuV/m dBuV dB/m dB dB cm deg 1 5459.60 43.04 54.00 -10.96 29.21 35.98 10.54 32.69 239 70 AVERAGE	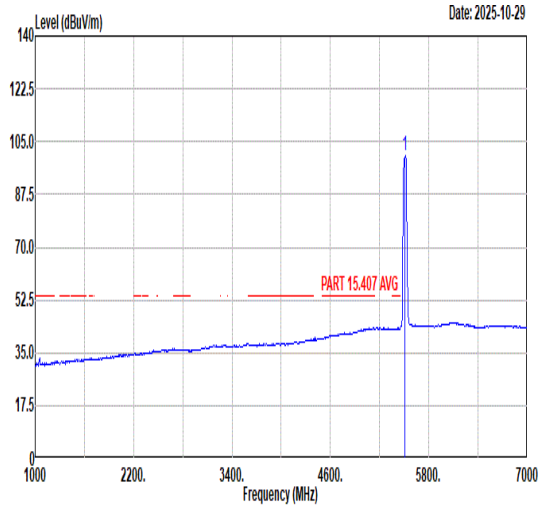 Freq Level Limit Line Margin (dB) Read Level Ant Factor Cable Loss Preamp Factor APos TPos Remark MHz dBuV/m dBuV/m dBuV dB/m dB dB cm deg 1 5510.00 100.29 ------ ------ 86.37 36.03 10.60 32.71 239 70 AVERAGE

Mode	44	
	Band Edge - R	
	U-NII-2C_5.47-5.725_802.11ax HE40_CH102_5510MHz	
ANT	9+8	
Pol.	Vertical	Fundamental
Peak	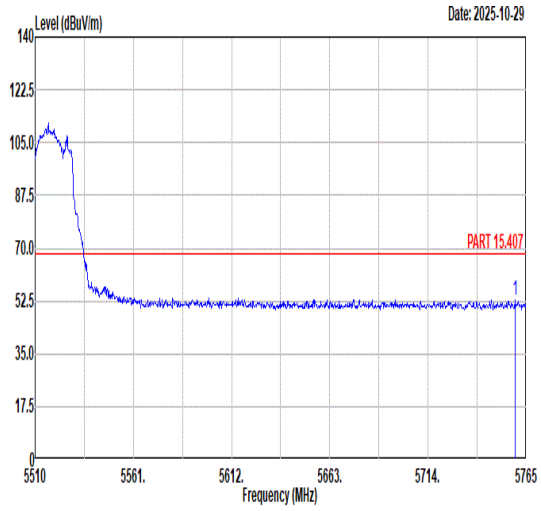 Freq Level Limit Line Margin (dB) Read Level Ant Factor Cable Loss Preamp Factor APos TPos Remark MHz dBuV/m dBuV/m dBuV dB/m dB dB cm deg 1 5759.39 52.81 68.30 -15.49 38.34 36.42 10.85 32.80 239 70 PEAK	Blank

Mode	44	
	Harmonic	
	U-NII-2C_5.47-5.725_802.11ax HE40_CH102_5510MHz	
ANT	9+8	
Pol.	Horizontal	Vertical
Peak Avg	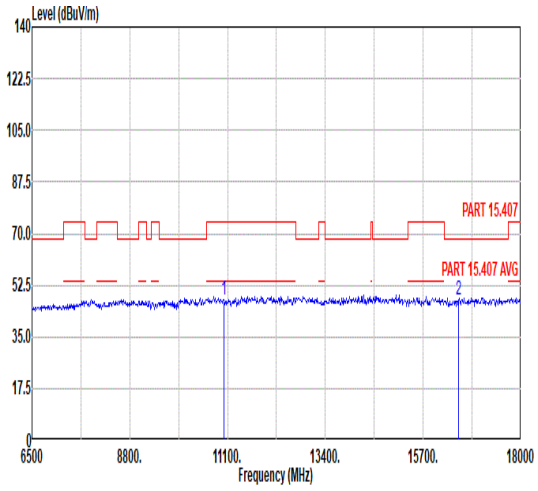 Freq Level Limit Line Margin Read Level Ant Factor Cable Loss Preamp Factor APos TPos Remark MHz dBuV/m dBuV/m dB dBuV dB/m dB dB cm deg 1 11020.00 47.52 74.00 -26.48 45.86 37.91 14.63 50.88 --- --- Peak 2 16530.00 47.63 68.30 -20.67 40.95 42.05 17.69 53.06 --- --- Peak	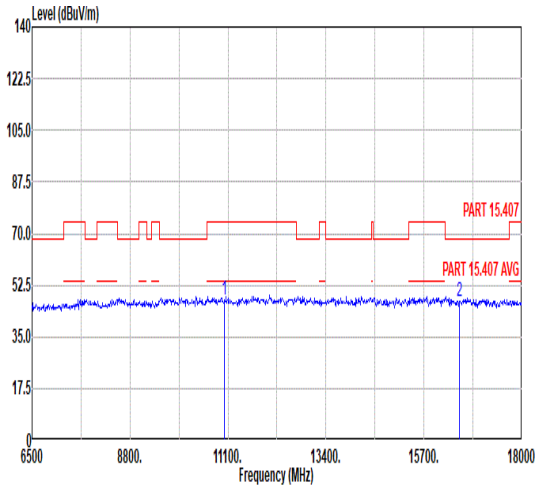 Freq Level Limit Line Margin Read Level Ant Factor Cable Loss Preamp Factor APos TPos Remark MHz dBuV/m dBuV/m dB dBuV dB/m dB dB cm deg 1 11020.00 47.34 74.00 -26.66 45.68 37.91 14.63 50.88 --- --- Peak 2 16530.00 47.11 68.30 -21.19 40.43 42.05 17.69 53.06 --- --- Peak

Mode	45
	Band Edge - L
	U-NII-2C_5.47-5.725_802.11ax HE40_CH134_5670MHz
ANT	9+8

Pol.	Horizontal	Fundamental
Peak	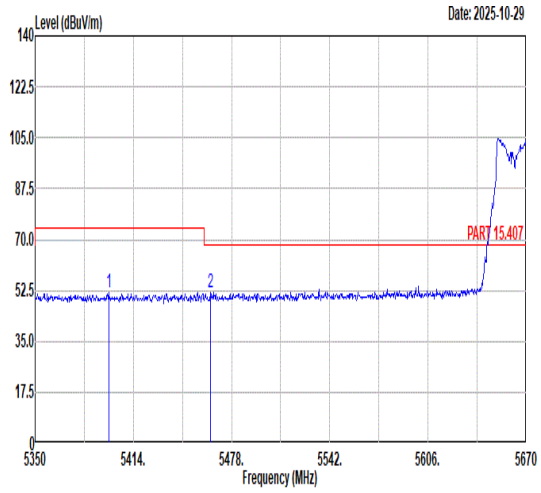 Freq Level Limit Line Margin (dB) Read Level Ant Factor Cable Loss Preamp Factor APos TPos Remark MHz dBuV/m dBuV/m dBuV dB/m dB dB cm deg 1 5398.00 51.73 74.00 -22.27 37.95 35.96 10.50 32.68 197 71 PEAK 2 5464.24 51.84 68.30 -16.46 37.99 35.99 10.55 32.69 197 71 PEAK	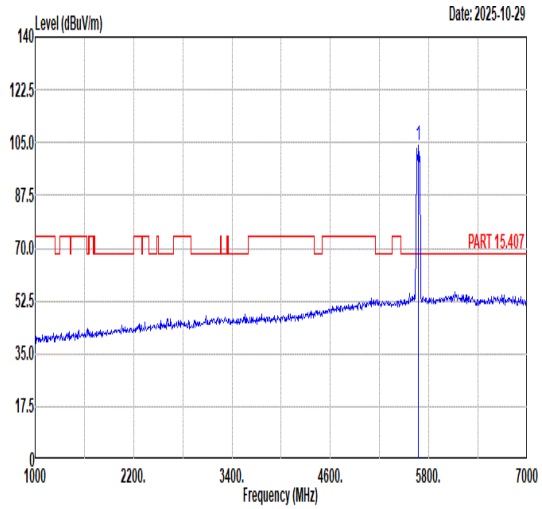 Freq Level Limit Line Margin (dB) Read Level Ant Factor Cable Loss Preamp Factor APos TPos Remark MHz dBuV/m dBuV/m dBuV dB/m dB dB cm deg 1 5670.00 104.16 ------ ------ 89.79 36.28 10.86 32.77 197 71 PEAK
Avg	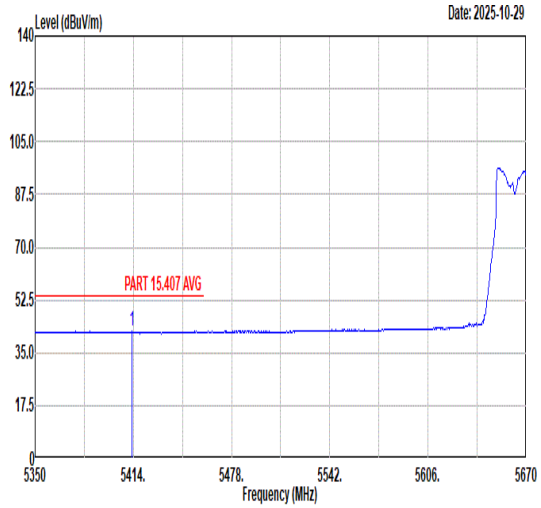 Freq Level Limit Line Margin (dB) Read Level Ant Factor Cable Loss Preamp Factor APos TPos Remark MHz dBuV/m dBuV/m dBuV dB/m dB dB cm deg 1 5413.04 42.10 54.00 -11.90 28.30 35.97 10.51 32.68 197 71 AVERAGE	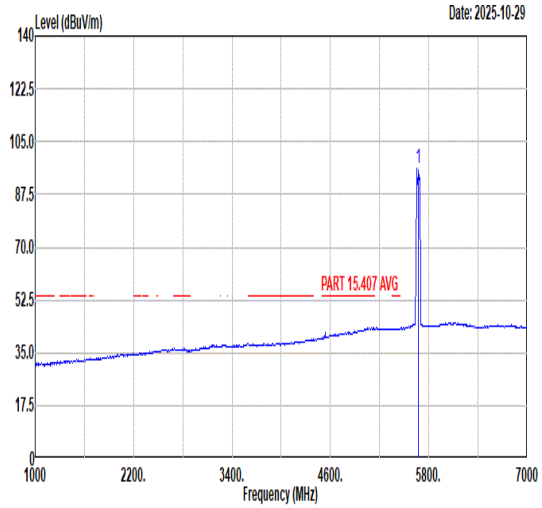 Freq Level Limit Line Margin (dB) Read Level Ant Factor Cable Loss Preamp Factor APos TPos Remark MHz dBuV/m dBuV/m dBuV dB/m dB dB cm deg 1 5670.00 96.05 ------ ------ 81.76 36.24 10.81 32.76 197 71 AVERAGE

Mode	45	
	Band Edge - R	
	U-NII-2C_5.47-5.725_802.11ax HE40_CH134_5670MHz	
ANT	9+8	
Pol.	Horizontal	Fundamental
Peak	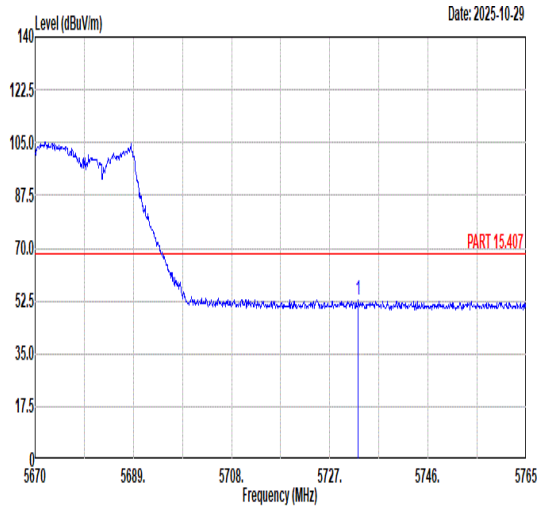 Freq Level Limit Line Margin (dB) Read Level Ant Factor Cable Loss Preamp Factor APos TPos Remark MHz dBuV/m dBuV/m dBuV dB/m dB dB cm deg 1 5732.51 52.66 68.30 -15.64 38.21 36.37 10.87 32.79 197 71 PEAK	Blank

Mode	45	
	Band Edge - L	
	U-NII-2C_5.47-5.725_802.11ax HE40_CH134_5670MHz	
ANT	9+8	
Pol.	Vertical	Fundamental
Peak	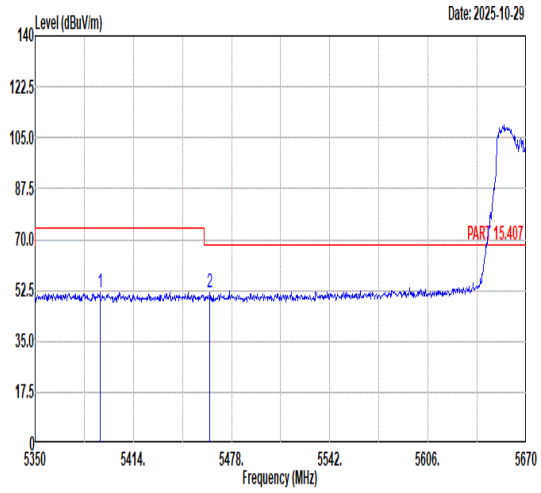 Freq Level Limit Line Margin (dB) Read Level Ant Factor Cable Loss Preamp Factor APos TPos Remark MHz dBuV/m dBuV/m dBuV dB/m dB dB cm deg 1 5392.24 51.92 74.00 -22.08 38.13 35.96 10.51 32.68 241 67 PEAK 2 5463.92 51.69 68.30 -16.61 37.84 35.99 10.55 32.69 241 67 PEAK	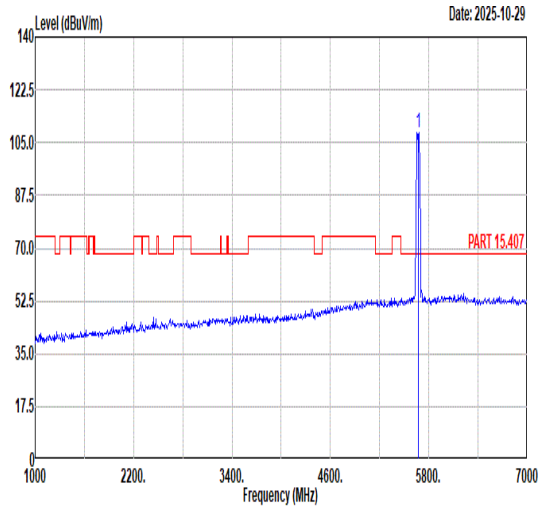 Freq Level Limit Line Margin (dB) Read Level Ant Factor Cable Loss Preamp Factor APos TPos Remark MHz dBuV/m dBuV/m dBuV dB/m dB dB cm deg 1 5670.00 108.22 ------ ------ 93.91 36.25 10.82 32.76 241 67 PEAK
Avg	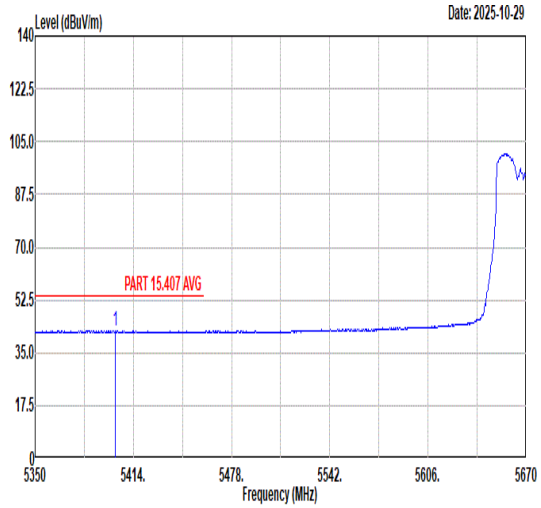 Freq Level Limit Line Margin (dB) Read Level Ant Factor Cable Loss Preamp Factor APos TPos Remark MHz dBuV/m dBuV/m dBuV dB/m dB dB cm deg 1 5402.16 42.24 54.00 -11.76 28.46 35.96 10.50 32.68 241 67 AVERAGE	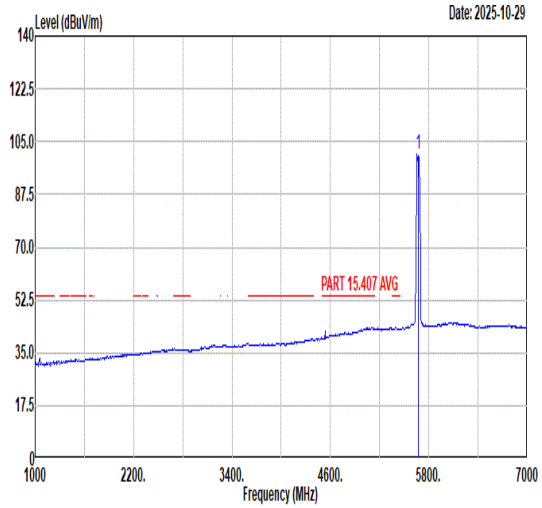 Freq Level Limit Line Margin (dB) Read Level Ant Factor Cable Loss Preamp Factor APos TPos Remark MHz dBuV/m dBuV/m dBuV dB/m dB dB cm deg 1 5670.00 100.65 ------ ------ 86.34 36.25 10.82 32.76 241 67 AVERAGE

Mode	45	
	Band Edge - R	
	U-NII-2C_5.47-5.725_802.11ax HE40_CH134_5670MHz	
ANT	9+8	
Pol.	Vertical	Fundamental
Peak	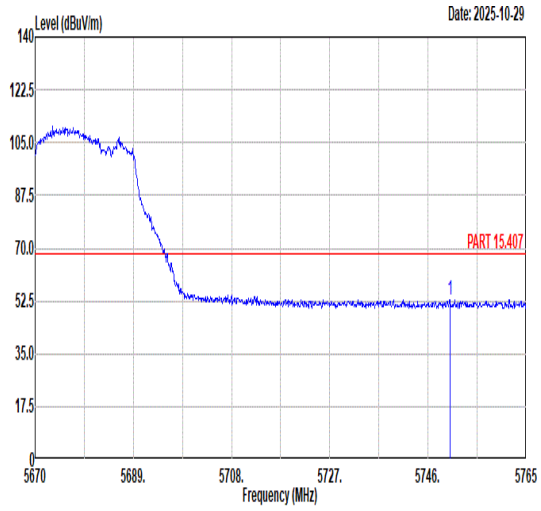 Freq Level Limit Line Margin (dB) Read Level Ant Factor Cable Loss Preamp Factor APos TPos Remark MHz dBuV/m dBuV/m dBuV dB/m dB dB cm deg 1 5750.28 52.95 68.30 -15.35 38.50 36.40 10.85 32.80 241 67 PEAK	Blank

Mode	45	
	Harmonic	
	U-NII-2C_5.47-5.725_802.11ax HE40_CH134_5670MHz	
ANT	9+8	
Pol.	Horizontal	Vertical
Peak Avg	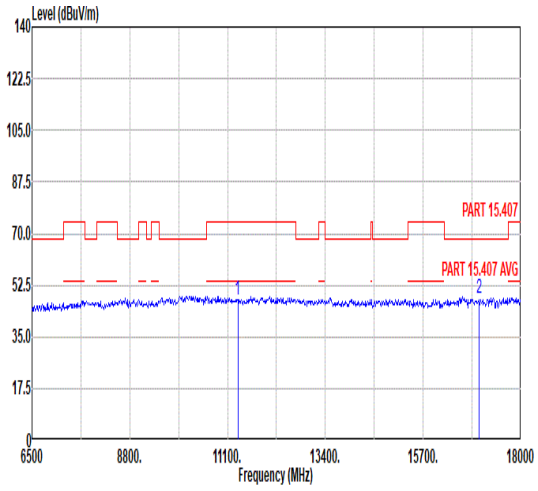 Freq Level Limit Line Margin Read Level Ant Factor Cable Loss Preamp Factor APos TPos Remark MHz dBuV/m dBuV/m dB dBuV dB/m dB dB cm deg 1 11340.00 47.45 74.00 -26.55 44.97 38.14 14.83 50.49 --- --- Peak 2 17010.00 48.00 68.30 -20.30 39.63 42.80 18.09 52.52 --- --- Peak	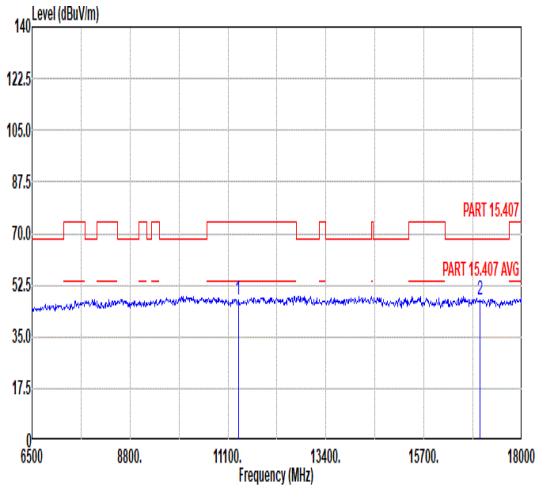 Freq Level Limit Line Margin Read Level Ant Factor Cable Loss Preamp Factor APos TPos Remark MHz dBuV/m dBuV/m dB dBuV dB/m dB dB cm deg 1 11340.00 47.42 74.00 -26.58 44.94 38.14 14.83 50.49 --- --- Peak 2 17010.00 47.42 68.30 -20.88 39.05 42.80 18.09 52.52 --- --- Peak

Mode	46	
	Band Edge - L	
	U-NII-1_5.15-5.25_802.11ax HE80_CH42_5210MHz	
ANT	9+8	
Pol.	Horizontal	Fundamental
Peak	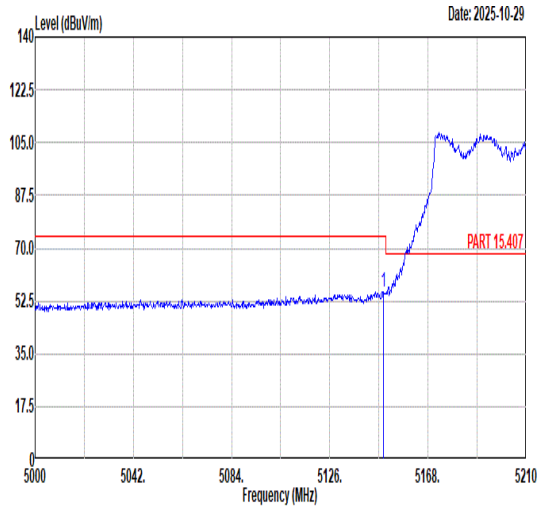 Freq Level Limit Line Margin (dB) Read Level Ant Factor Cable Loss Preamp Factor APos TPos Remark MHz dBuV/m dBuV/m dBuV dB/m dB dB cm deg 1 5149.10 55.69 74.00 -18.31 41.95 35.86 10.51 32.63 249 59 PEAK	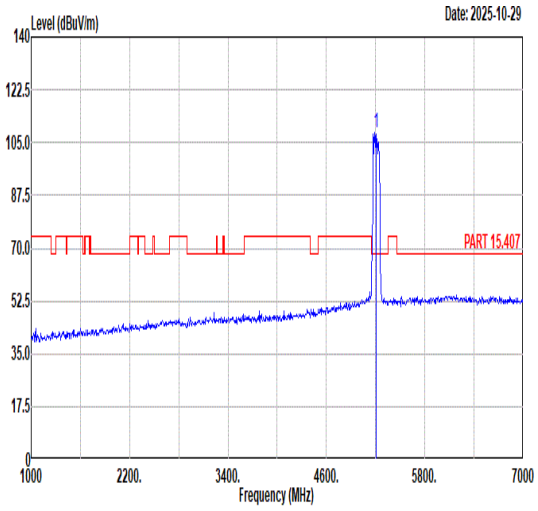 Freq Level Limit Line Margin (dB) Read Level Ant Factor Cable Loss Preamp Factor APos TPos Remark MHz dBuV/m dBuV/m dBuV dB/m dB dB cm deg 1 5210.00 108.48 ------ ------ 94.81 35.88 10.43 32.64 249 59 PEAK
Avg	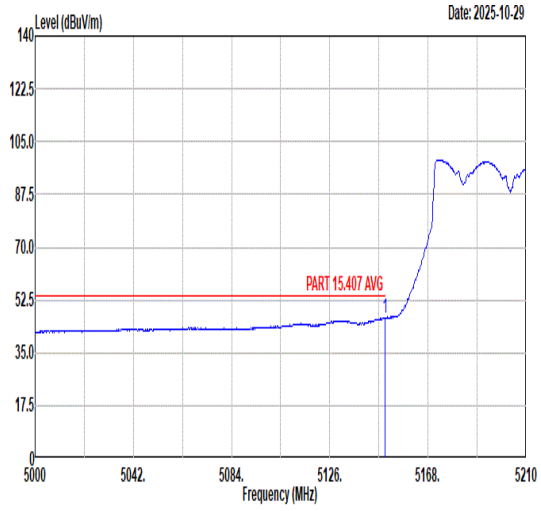 Freq Level Limit Line Margin (dB) Read Level Ant Factor Cable Loss Preamp Factor APos TPos Remark MHz dBuV/m dBuV/m dBuV dB/m dB dB cm deg 1 5149.52 46.51 54.00 -7.49 32.77 35.86 10.51 32.63 249 59 AVERAGE	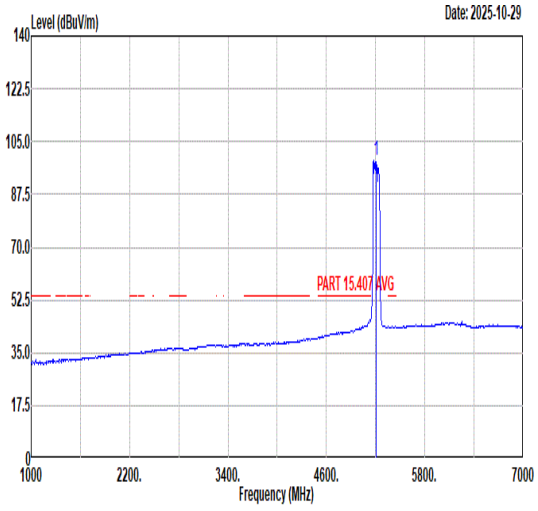 Freq Level Limit Line Margin (dB) Read Level Ant Factor Cable Loss Preamp Factor APos TPos Remark MHz dBuV/m dBuV/m dBuV dB/m dB dB cm deg 1 5210.00 98.58 ------ ------ 84.89 35.87 10.46 32.64 249 59 AVERAGE

Mode	46	
	Band Edge - R	
	U-NII-1_5.15-5.25_802.11ax HE80_CH42_5210MHz	
ANT	9+8	
Pol.	Horizontal	Fundamental
Peak	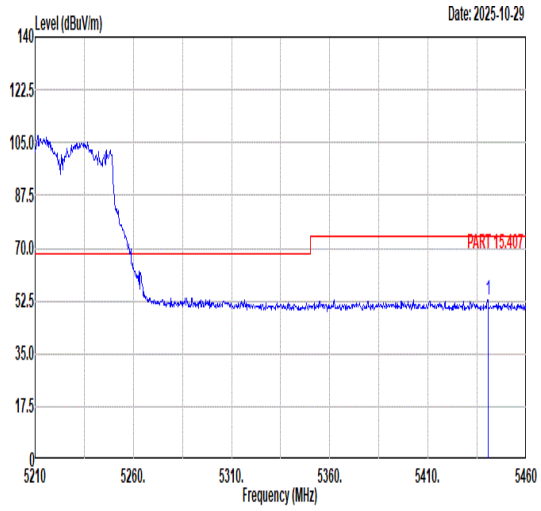 Freq Level Limit Line Margin (dB) Read Level Ant Factor Cable Loss Preamp Factor APos TPos Remark MHz dBuV/m dBuV/m dBuV dB/m dB dB cm deg 1 5440.50 52.81 74.00 -21.19 38.99 35.98 10.53 32.69 249 59 PEAK	Blank
Avg	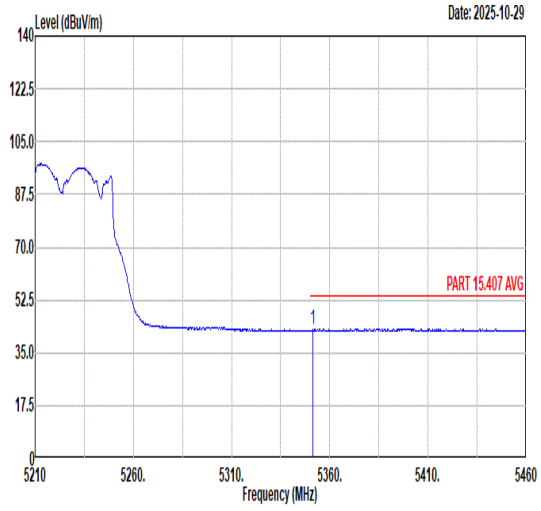 Freq Level Limit Line Margin (dB) Read Level Ant Factor Cable Loss Preamp Factor APos TPos Remark MHz dBuV/m dBuV/m dBuV dB/m dB dB cm deg 1 5351.25 42.97 54.00 -11.03 29.15 35.94 10.55 32.67 249 59 AVERAGE	Blank

Mode	46	
	Band Edge - L	
	U-NII-1_5.15-5.25_802.11ax HE80_CH42_5210MHz	
ANT	9+8	
Pol.	Vertical	Fundamental
Peak	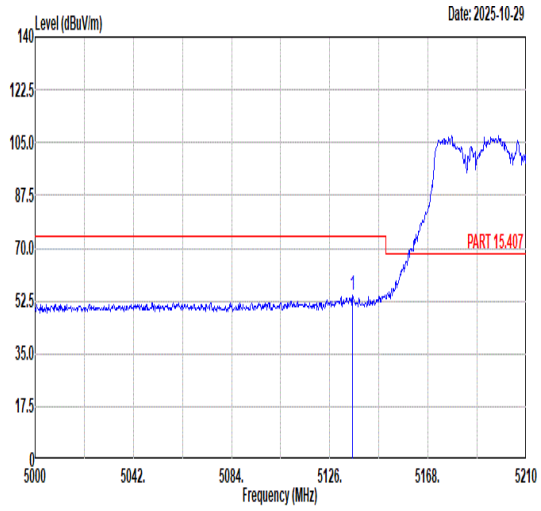 Freq Level Limit Line Margin (dB) Read Level Ant Factor Cable Loss Preamp Factor APos TPos Remark MHz dBuV/m dBuV/m dBuV dB/m dB dB cm deg 1 5135.87 54.37 74.00 -19.63 40.61 35.85 10.54 32.63 248 73 PEAK	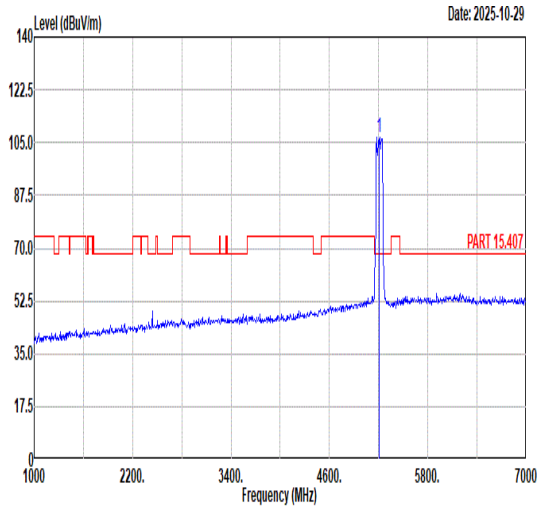 Freq Level Limit Line Margin (dB) Read Level Ant Factor Cable Loss Preamp Factor APos TPos Remark MHz dBuV/m dBuV/m dBuV dB/m dB dB cm deg 1 5210.00 106.82 ------ ------ 93.15 35.88 10.43 32.64 248 73 PEAK
Avg	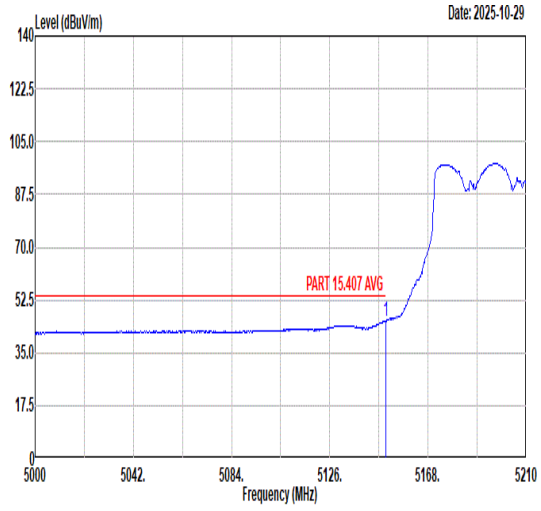 Freq Level Limit Line Margin (dB) Read Level Ant Factor Cable Loss Preamp Factor APos TPos Remark MHz dBuV/m dBuV/m dBuV dB/m dB dB cm deg 1 5149.94 45.49 54.00 -8.51 31.75 35.86 10.51 32.63 248 73 AVERAGE	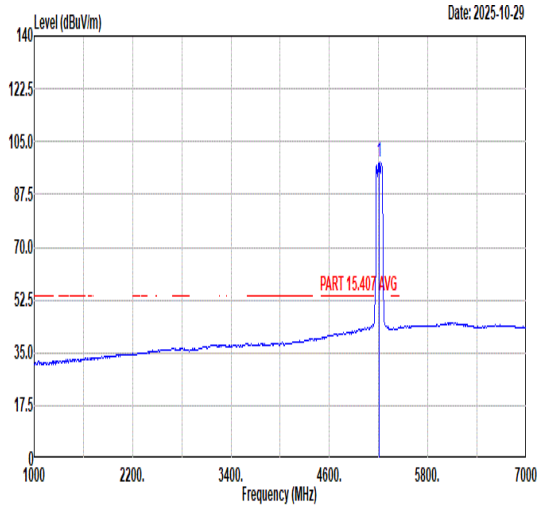 Freq Level Limit Line Margin (dB) Read Level Ant Factor Cable Loss Preamp Factor APos TPos Remark MHz dBuV/m dBuV/m dBuV dB/m dB dB cm deg 1 5210.00 98.13 ------ ------ 84.43 35.89 10.45 32.64 248 73 AVERAGE

Mode	46	
	Band Edge - R	
	U-NII-1_5.15-5.25_802.11ax HE80_CH42_5210MHz	
ANT	9+8	
Pol.	Vertical	Fundamental
Peak	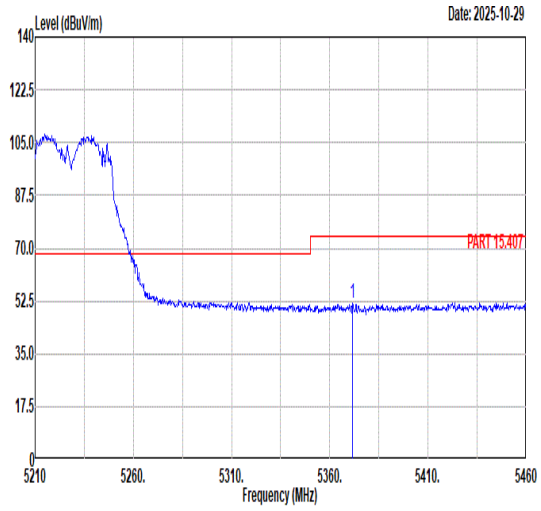 Freq Level Limit Line Margin (dB) Read Level Ant Factor Cable Loss Preamp Factor APos TPos Remark MHz dBuV/m dBuV/m dBuV dB/m dB dB cm deg 1 5371.75 51.83 74.00 -22.17 38.02 35.95 10.53 32.67 248 73 PEAK	Blank
Avg	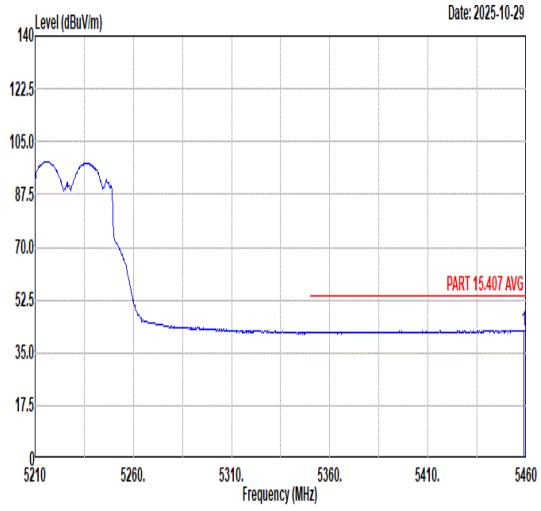 Freq Level Limit Line Margin (dB) Read Level Ant Factor Cable Loss Preamp Factor APos TPos Remark MHz dBuV/m dBuV/m dBuV dB/m dB dB cm deg 1 5458.75 42.40 54.00 -11.60 28.57 35.98 10.54 32.69 248 73 AVERAGE	Blank

Mode	47	
	Band Edge - L	
	U-NII-2A_5.25-5.35_802.11ax HE80_CH58_5290MHz	
ANT	9+8	
Pol.	Horizontal	Fundamental
Peak	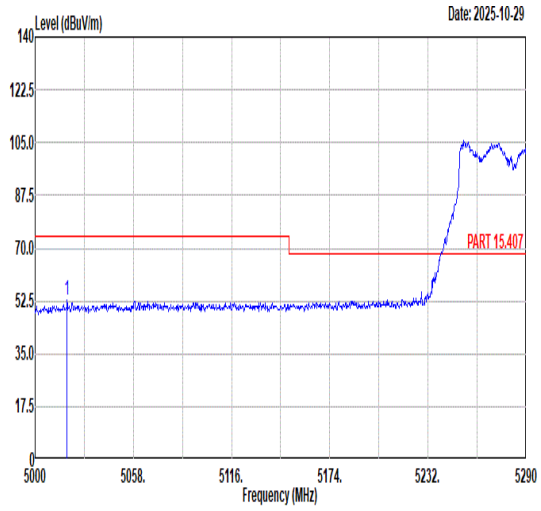 Freq Level Limit Line Margin (dB) Read Level Ant Factor Cable Loss Preamp Factor APos TPos Remark MHz dBuV/m dBuV/m dBuV dB/m dB dB cm deg 1 5018.85 52.83 74.00 -21.17 39.21 35.81 10.41 32.60 247 64 PEAK	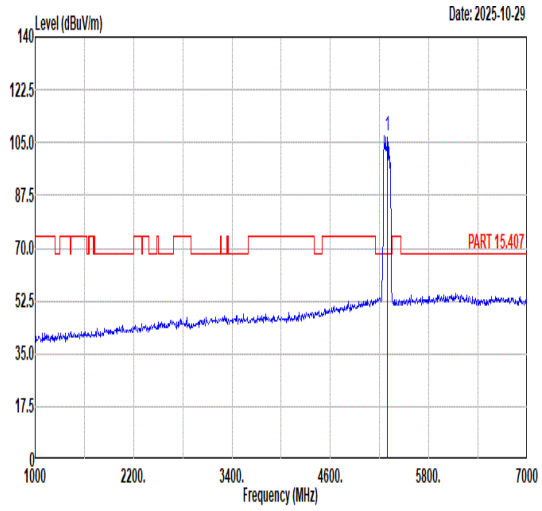 Freq Level Limit Line Margin (dB) Read Level Ant Factor Cable Loss Preamp Factor APos TPos Remark MHz dBuV/m dBuV/m dBuV dB/m dB dB cm deg 1 5290.00 107.11 ------ ------ 93.35 35.90 10.51 32.65 247 64 PEAK
Avg	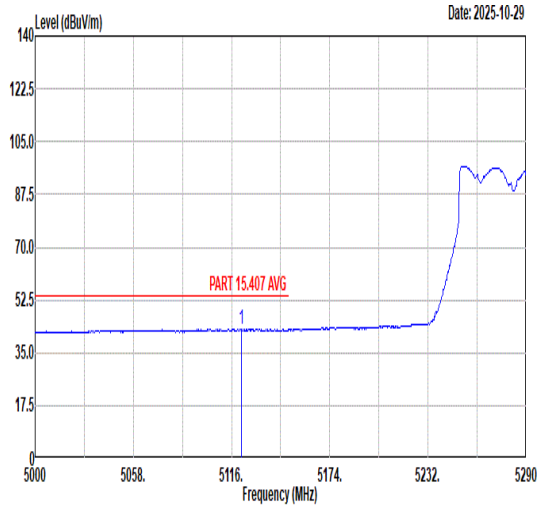 Freq Level Limit Line Margin (dB) Read Level Ant Factor Cable Loss Preamp Factor APos TPos Remark MHz dBuV/m dBuV/m dBuV dB/m dB dB cm deg 1 5121.80 42.89 54.00 -11.11 29.09 35.85 10.57 32.62 247 64 AVERAGE	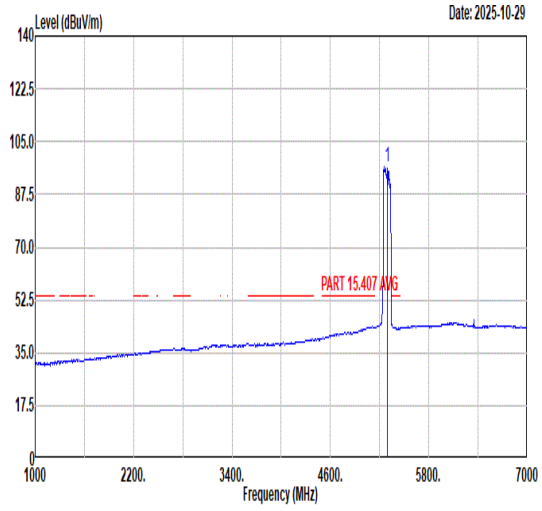 Freq Level Limit Line Margin (dB) Read Level Ant Factor Cable Loss Preamp Factor APos TPos Remark MHz dBuV/m dBuV/m dBuV dB/m dB dB cm deg 1 5290.00 96.66 ------ ------ 82.90 35.90 10.51 32.65 247 64 AVERAGE

Mode	47	
	Band Edge - R	
	U-NII-2A_5.25-5.35_802.11ax HE80_CH58_5290MHz	
ANT	9+8	
Pol.	Horizontal	Fundamental
Peak	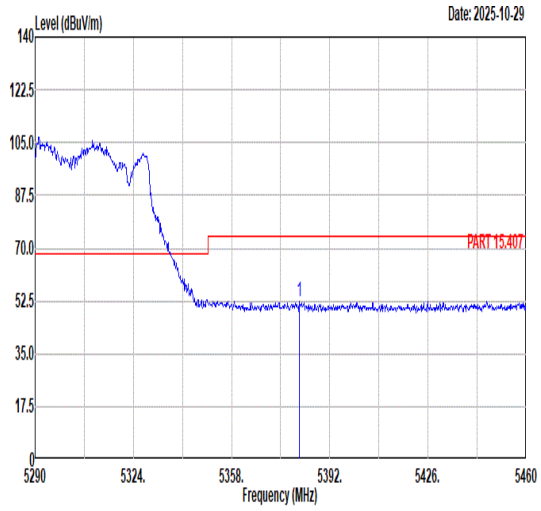 Freq Level Limit Line Margin (dB) Read Level Ant Factor Cable Loss Preamp Factor APos TPos Remark MHz dBuV/m dBuV/m dBuV dB/m dB dB cm deg 1 5381.46 52.40 74.00 -21.60 38.61 35.95 10.52 32.68 247 64 PEAK	Blank
Avg	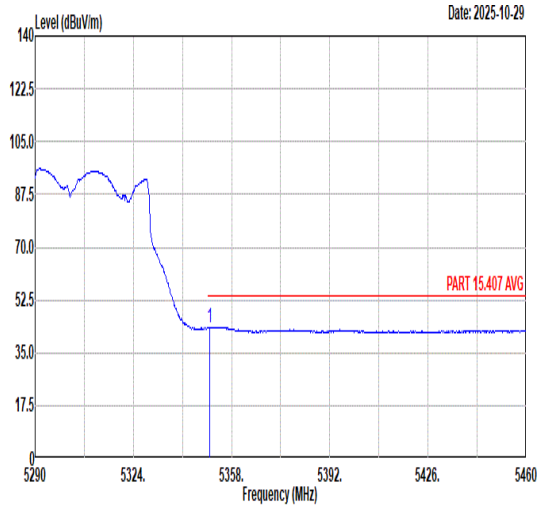 Freq Level Limit Line Margin (dB) Read Level Ant Factor Cable Loss Preamp Factor APos TPos Remark MHz dBuV/m dBuV/m dBuV dB/m dB dB cm deg 1 5350.52 43.55 54.00 -10.45 29.73 35.94 10.55 32.67 247 64 AVERAGE	Blank

Mode	47	
	Band Edge - L	
	U-NII-2A_5.25-5.35_802.11ax HE80_CH58_5290MHz	
ANT	9+8	
Pol.	Vertical	Fundamental
Peak	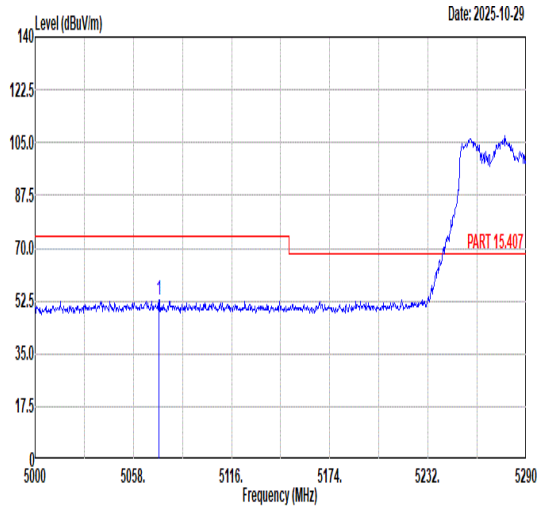 Freq Level Limit Line Margin (dB) Read Level Ant Factor Cable Loss Preamp Factor APos TPos Remark MHz dBuV/m dBuV/m dBuV dB/m dB dB cm deg 1 5073.08 52.79 74.00 -21.21 39.01 35.83 10.56 32.61 253 69 PEAK	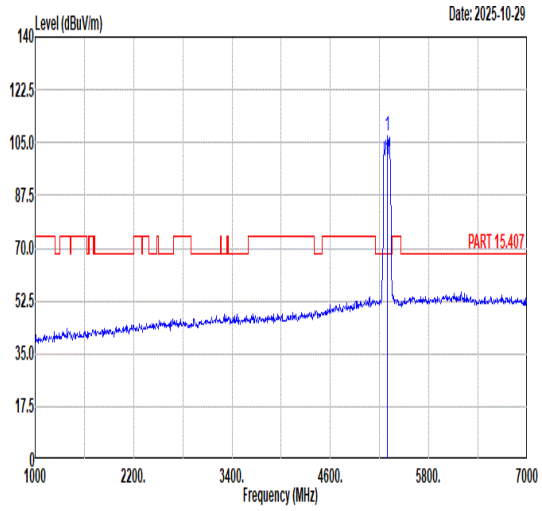 Freq Level Limit Line Margin (dB) Read Level Ant Factor Cable Loss Preamp Factor APos TPos Remark MHz dBuV/m dBuV/m dBuV dB/m dB dB cm deg 1 5290.00 107.26 ------ ------ 93.41 35.92 10.59 32.66 253 69 PEAK
Avg	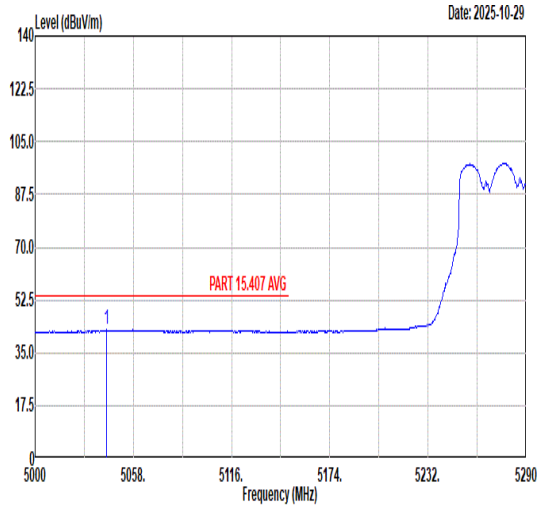 Freq Level Limit Line Margin (dB) Read Level Ant Factor Cable Loss Preamp Factor APos TPos Remark MHz dBuV/m dBuV/m dBuV dB/m dB dB cm deg 1 5042.34 42.64 54.00 -11.36 28.95 35.82 10.48 32.61 253 69 AVERAGE	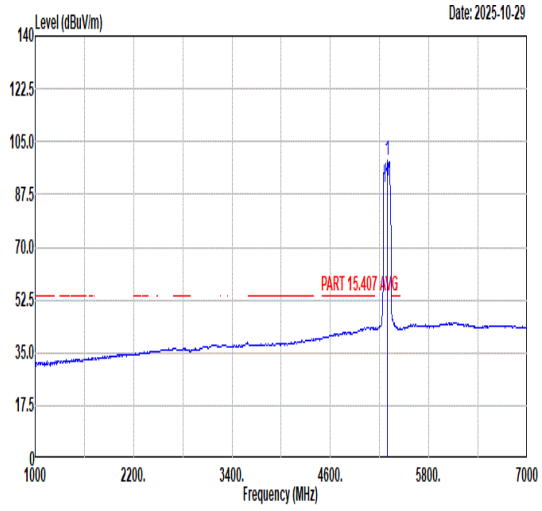 Freq Level Limit Line Margin (dB) Read Level Ant Factor Cable Loss Preamp Factor APos TPos Remark MHz dBuV/m dBuV/m dBuV dB/m dB dB cm deg 1 5290.00 98.80 ------ ------ 84.95 35.92 10.59 32.66 253 69 AVERAGE

Mode	47	
	Band Edge - R	
	U-NII-2A_5.25-5.35_802.11ax HE80_CH58_5290MHz	
ANT	9+8	
Pol.	Vertical	Fundamental
Peak	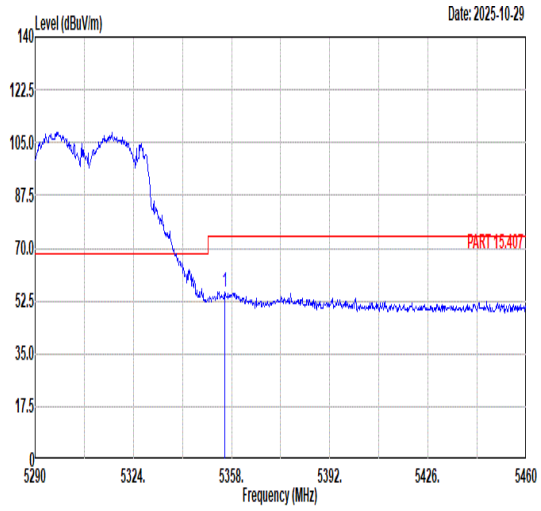 Freq Level Limit Line Margin (dB) Read Level Ant Factor Cable Loss Preamp Factor APos TPos Remark MHz dBuV/m dBuV/m dBuV dB/m dB dB cm deg 1 5355.62 55.44 74.00 -18.56 41.62 35.94 10.55 32.67 253 69 PEAK	Blank
Avg	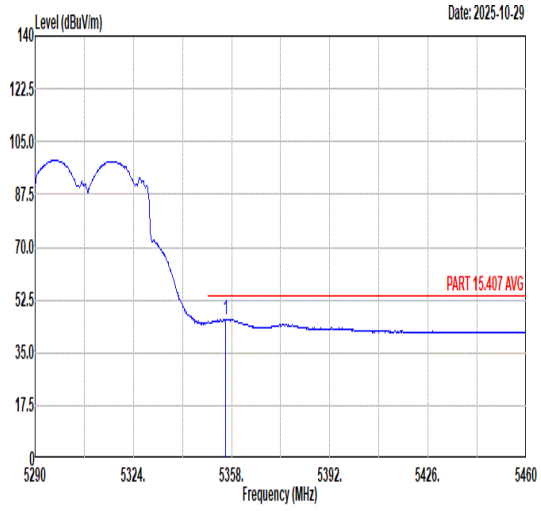 Freq Level Limit Line Margin (dB) Read Level Ant Factor Cable Loss Preamp Factor APos TPos Remark MHz dBuV/m dBuV/m dBuV dB/m dB dB cm deg 1 5355.96 46.08 54.00 -7.92 32.26 35.94 10.55 32.67 253 69 AVERAGE	Blank

Mode	48	
	Band Edge - L	
	U-NII-2C_5.47-5.725_802.11ax HE80_CH106_5530MHz	
ANT	9+8	
Pol.	Horizontal	Fundamental
Peak	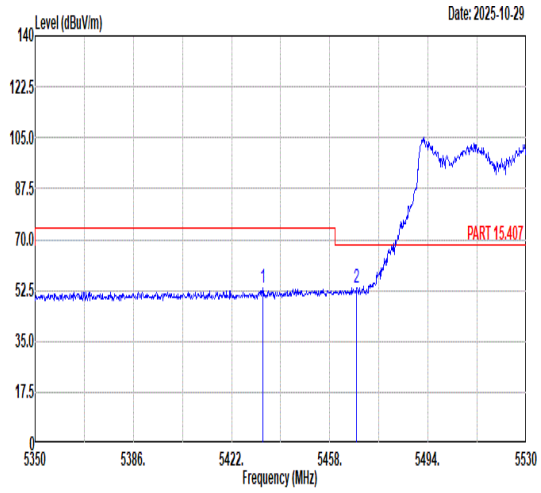 Freq Level Limit Line Margin (dB) Read Level Ant Factor Cable Loss Preamp Factor APos TPos Remark MHz dBuV/m dBuV/m dBuV dB/m dB dB cm deg 1 5433.34 53.24 74.00 -20.76 39.44 35.97 10.52 32.69 209 67 PEAK 2 5467.90 53.45 68.30 -14.85 39.60 35.99 10.55 32.69 209 67 PEAK	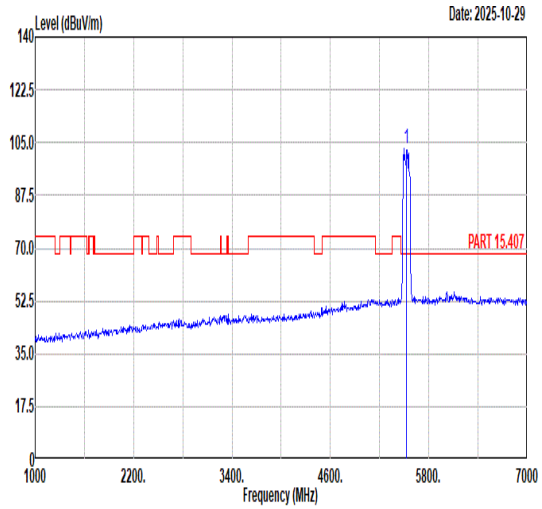 Freq Level Limit Line Margin (dB) Read Level Ant Factor Cable Loss Preamp Factor APos TPos Remark MHz dBuV/m dBuV/m dBuV dB/m dB dB cm deg 1 5530.00 103.05 ------ ------ 89.18 36.00 10.57 32.70 209 67 PEAK
Avg	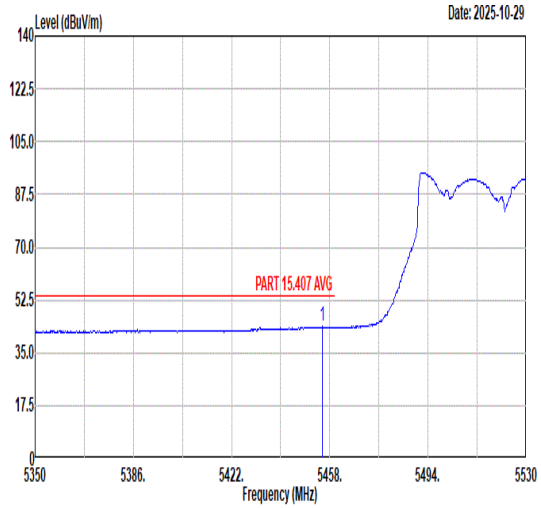 Freq Level Limit Line Margin (dB) Read Level Ant Factor Cable Loss Preamp Factor APos TPos Remark MHz dBuV/m dBuV/m dBuV dB/m dB dB cm deg 1 5455.30 43.64 54.00 -10.36 29.81 35.98 10.54 32.69 209 67 AVERAGE	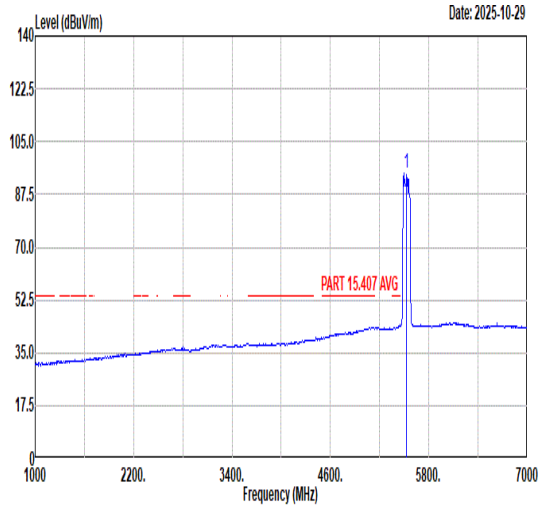 Freq Level Limit Line Margin (dB) Read Level Ant Factor Cable Loss Preamp Factor APos TPos Remark MHz dBuV/m dBuV/m dBuV dB/m dB dB cm deg 1 5530.00 94.60 ------ ------ 80.73 36.00 10.57 32.70 209 67 AVERAGE