| Mode | 81 | |
|---|---|---|
| | Band Edge | |
| | U-NII-1_5.15-5.25_802.11be EHT20_CH36_worse from PSD 106+26_OFDMA-1_5180MHz | |
| ANT | 9+8 | |
| Pol. | Horizontal | Fundamental |
| Peak | 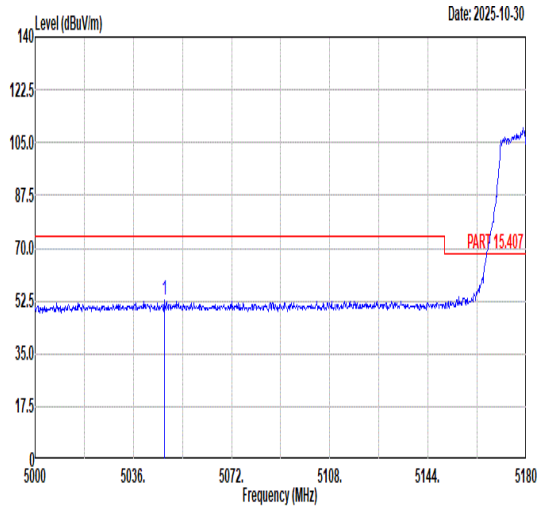 <br>Freq Level Limit Line Margin Read Level Ant Factor Cable Loss Preamp Factor APos TPos Remark<br>MHz dBuV/m dBuV/m dB dBuV dB/m dB dB cm deg<br>1 5047.34 52.61 74.00 -21.39 38.91 35.82 10.49 32.61 206 63 PEAK | 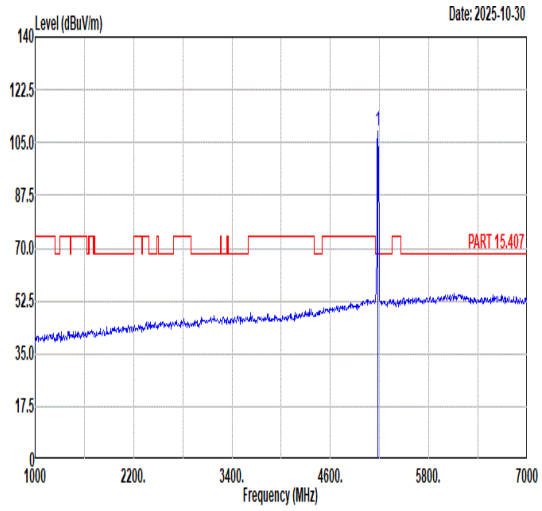 <br>Freq Level Limit Line Margin Read Level Ant Factor Cable Loss Preamp Factor APos TPos Remark<br>MHz dBuV/m dBuV/m dB dBuV dB/m dB dB cm deg<br>1 5180.00 108.96 ------ ------ 95.29 35.87 10.44 32.64 206 63 PEAK |
| Avg | 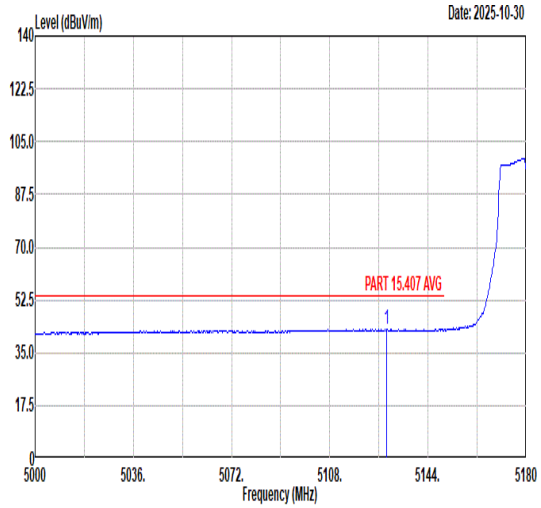 <br>Freq Level Limit Line Margin Read Level Ant Factor Cable Loss Preamp Factor APos TPos Remark<br>MHz dBuV/m dBuV/m dB dBuV dB/m dB dB cm deg<br>1 5128.70 42.77 54.00 -11.23 29.00 35.85 10.55 32.63 206 63 AVERAGE | 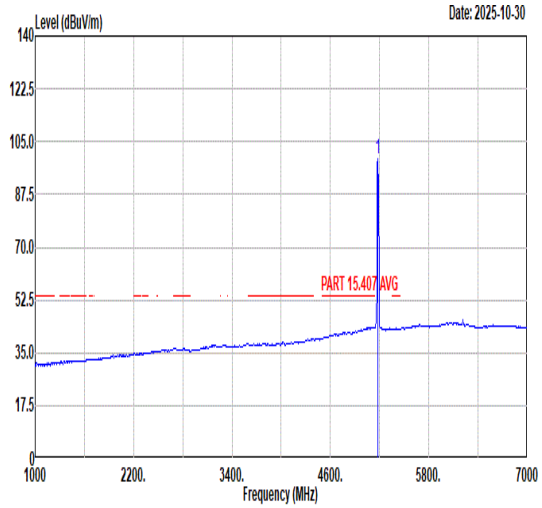 <br>Freq Level Limit Line Margin Read Level Ant Factor Cable Loss Preamp Factor APos TPos Remark<br>MHz dBuV/m dBuV/m dB dBuV dB/m dB dB cm deg<br>1 5180.00 99.18 ------ ------ 85.49 35.87 10.46 32.64 206 63 AVERAGE |

| Mode | 81 | |
|---|---|---|
| | Band Edge | |
| | U-NII-1_5.15-5.25_802.11be EHT20_CH36_worse from PSD 106+26_OFDMA-1_5180MHz | |
| ANT | 9+8 | |
| Pol. | Vertical | Fundamental |
| Peak | 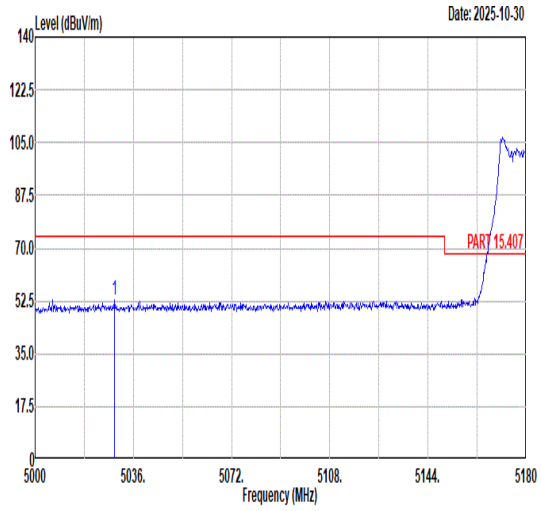 <br>Freq Level Limit Line Margin Read Level Ant Factor Cable Loss Preamp Factor APos TPos Remark<br>MHz dBuV/m dBuV/m dB dBuV dB/m dB dB cm deg<br>1 5029.16 52.64 74.00 -21.36 39.00 35.81 10.44 32.61 217 68 PEAK | 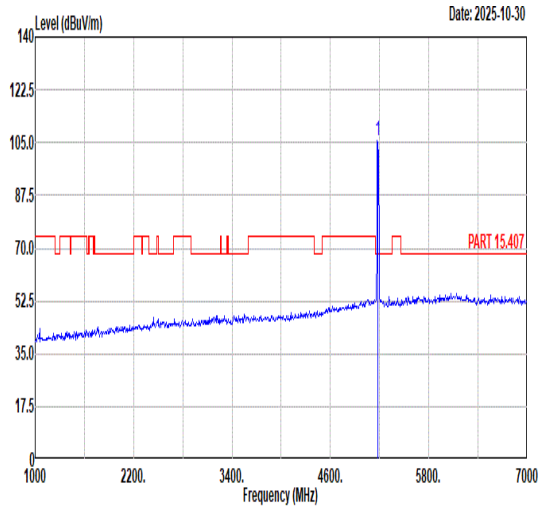 <br>Freq Level Limit Line Margin Read Level Ant Factor Cable Loss Preamp Factor APos TPos Remark<br>MHz dBuV/m dBuV/m dB dBuV dB/m dB dB cm deg<br>1 5180.00 105.60 ------ ------ 91.89 35.87 10.47 32.63 217 68 PEAK |
| Avg | 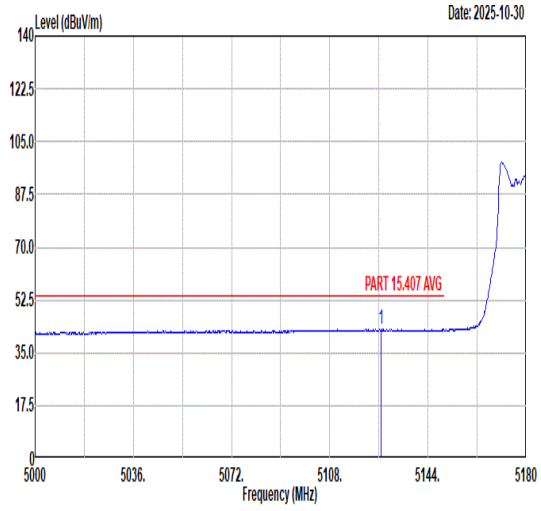 <br>Freq Level Limit Line Margin Read Level Ant Factor Cable Loss Preamp Factor APos TPos Remark<br>MHz dBuV/m dBuV/m dB dBuV dB/m dB dB cm deg<br>1 5126.90 42.82 54.00 -11.18 29.04 35.85 10.56 32.63 217 68 AVERAGE | 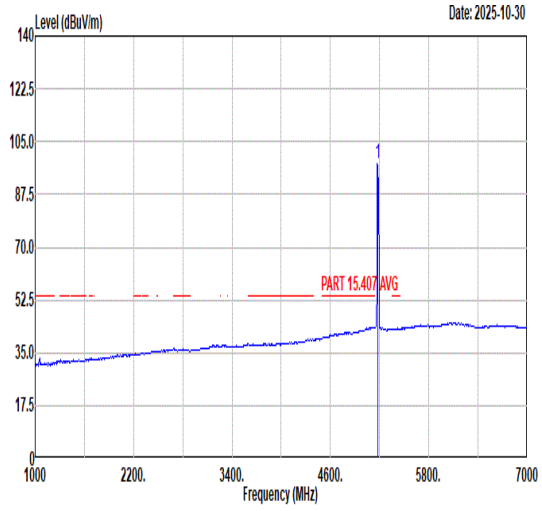 <br>Freq Level Limit Line Margin Read Level Ant Factor Cable Loss Preamp Factor APos TPos Remark<br>MHz dBuV/m dBuV/m dB dBuV dB/m dB dB cm deg<br>1 5180.00 97.79 ------ ------ 84.08 35.87 10.47 32.63 217 68 AVERAGE |

| Mode | 82 | |
|---|---|---|
| | Band Edge | |
| | U-NII-2A_5.25-5.35_802.11be EHT20_CH64_worse from PSD 106+26_OFDMA-2_5270MHz | |
| ANT | 9+8 | |
| Pol. | Horizontal | Fundamental |
| Peak | 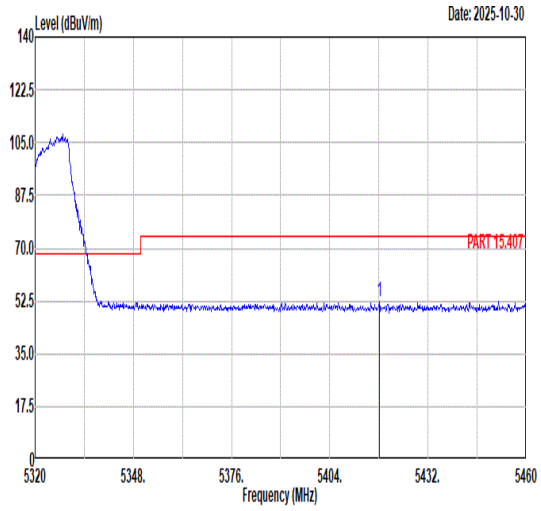 <br>Freq Level Limit Line Margin (dB) Read Level Ant Factor Cable Loss Preamp Factor APos TPos Remark<br>MHz dBuV/m dBuV/m dBuV dB/m dB dB cm deg<br>1 5418.14 52.42 74.00 -21.58 38.62 35.97 10.51 32.68 192 50 PEAK | 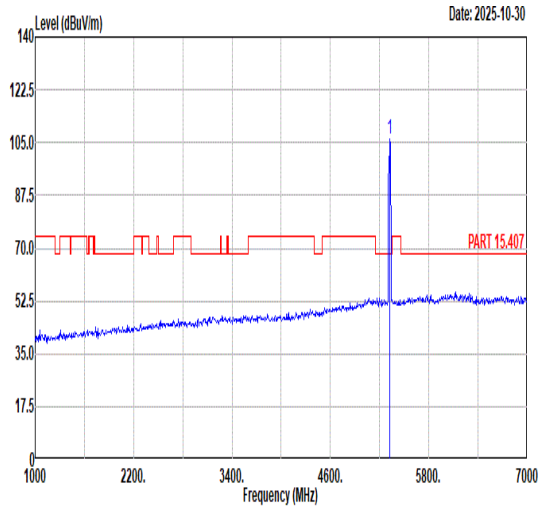 <br>Freq Level Limit Line Margin (dB) Read Level Ant Factor Cable Loss Preamp Factor APos TPos Remark<br>MHz dBuV/m dBuV/m dBuV dB/m dB dB cm deg<br>1 5320.00 106.27 ------ ------ 92.43 35.93 10.58 32.67 192 50 PEAK |
| Avg | 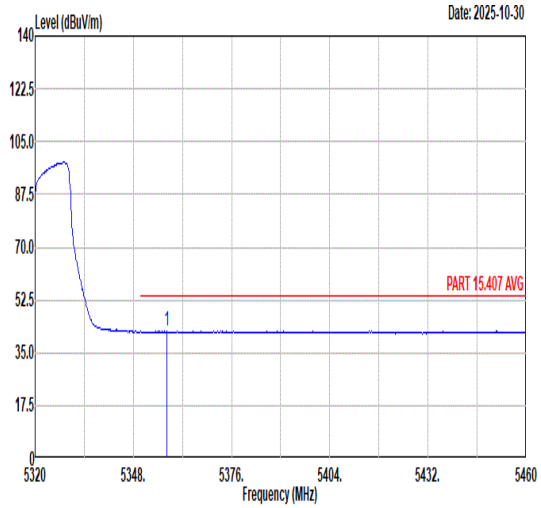 <br>Freq Level Limit Line Margin (dB) Read Level Ant Factor Cable Loss Preamp Factor APos TPos Remark<br>MHz dBuV/m dBuV/m dBuV dB/m dB dB cm deg<br>1 5357.52 42.14 54.00 -11.86 28.33 35.94 10.54 32.67 192 50 AVERAGE | 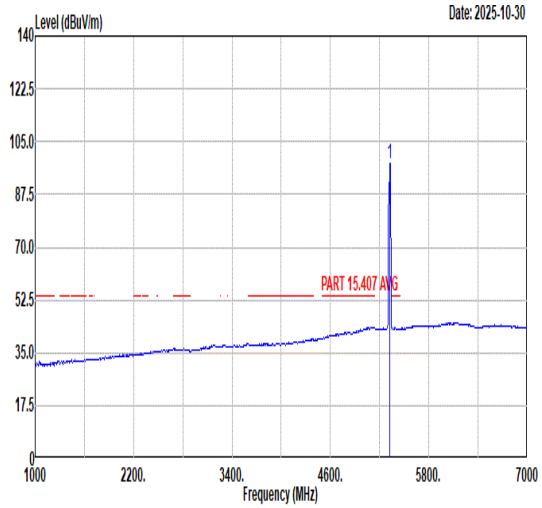 <br>Freq Level Limit Line Margin (dB) Read Level Ant Factor Cable Loss Preamp Factor APos TPos Remark<br>MHz dBuV/m dBuV/m dBuV dB/m dB dB cm deg<br>1 5320.00 97.89 ------ ------ 84.05 35.93 10.58 32.67 192 50 AVERAGE |

| Mode | 82 | |
|---|---|---|
| | Band Edge | |
| | U-NII-2A_5.25-5.35_802.11be EHT20_CH64_worse from PSD 106+26_OFDMA-2_5270MHz | |
| ANT | 9+8 | |
| Pol. | Vertical | Fundamental |
| Peak | 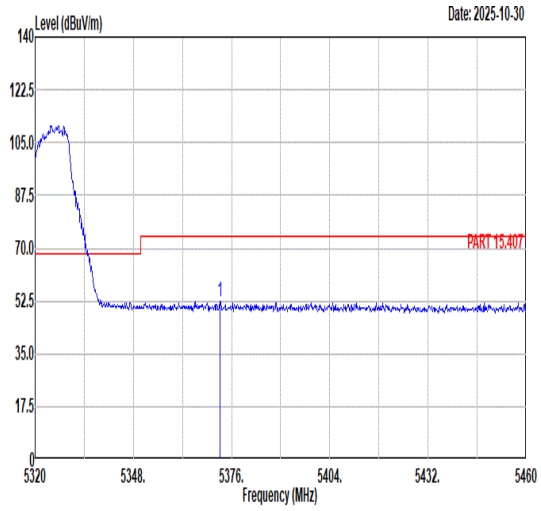 <br>Freq Level Limit Line Margin (dB) Read Level Ant Factor Cable Loss Preamp Factor APos TPos Remark<br>MHz dBuV/m dBuV/m dBuV dB/m dB dB cm deg<br>1 5372.78 52.52 74.00 -21.48 38.71 35.95 10.53 32.67 249 65 PEAK | 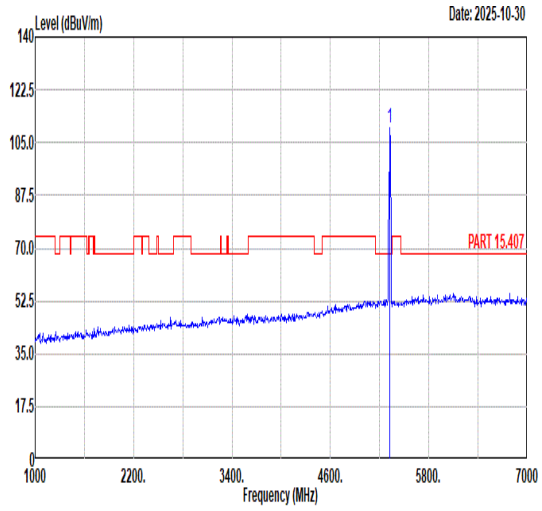 <br>Freq Level Limit Line Margin (dB) Read Level Ant Factor Cable Loss Preamp Factor APos TPos Remark<br>MHz dBuV/m dBuV/m dBuV dB/m dB dB cm deg<br>1 5320.00 109.84 ------ ------ 96.00 35.93 10.58 32.67 249 65 PEAK |
| Avg | 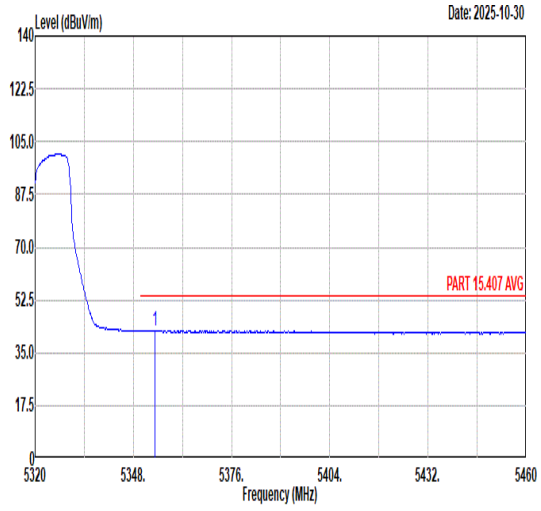 <br>Freq Level Limit Line Margin (dB) Read Level Ant Factor Cable Loss Preamp Factor APos TPos Remark<br>MHz dBuV/m dBuV/m dBuV dB/m dB dB cm deg<br>1 5354.16 42.50 54.00 -11.50 28.68 35.94 10.55 32.67 249 65 AVERAGE | 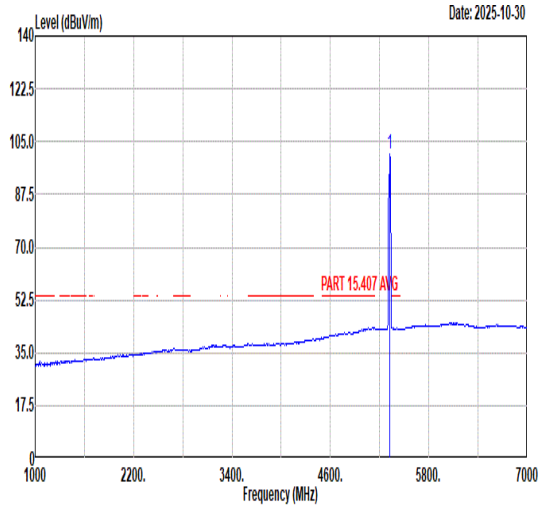 <br>Freq Level Limit Line Margin (dB) Read Level Ant Factor Cable Loss Preamp Factor APos TPos Remark<br>MHz dBuV/m dBuV/m dBuV dB/m dB dB cm deg<br>1 5320.00 100.67 ------ ------ 86.83 35.93 10.58 32.67 249 65 AVERAGE |

| Mode | 83 | |
|---|---|---|
| | Band Edge | |
| | U-NII-2C_5.47-5.725_802.11be EHT20_CH100_worse from PSD 106+26_OFDMA-1_5500MHz | |
| ANT | 9+8 | |
| Pol. | Horizontal | Fundamental |
| Peak | 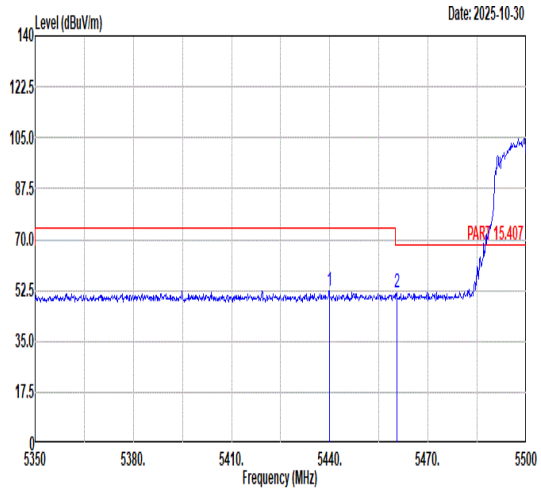 <br>Freq Level Limit Line Margin (dB) Read Level Ant Factor Cable Loss Preamp Factor APos TPos Remark<br>MHz dBuV/m dBuV/m dBuV dB/m dB dB cm deg<br>1 5439.85 52.51 74.00 -21.49 38.69 35.98 10.53 32.69 240 64 PEAK<br>2 5460.40 51.70 68.30 -16.60 37.86 35.98 10.55 32.69 240 64 PEAK | 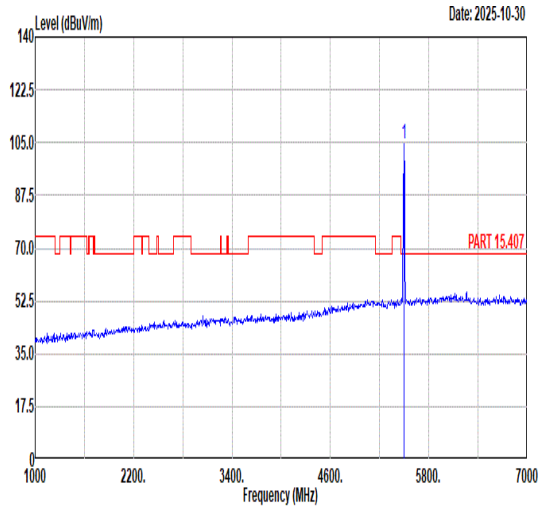 <br>Freq Level Limit Line Margin (dB) Read Level Ant Factor Cable Loss Preamp Factor APos TPos Remark<br>MHz dBuV/m dBuV/m dBuV dB/m dB dB cm deg<br>1 5500.00 104.70 ------ ------ 90.82 36.00 10.58 32.70 240 64 PEAK |
| Avg | 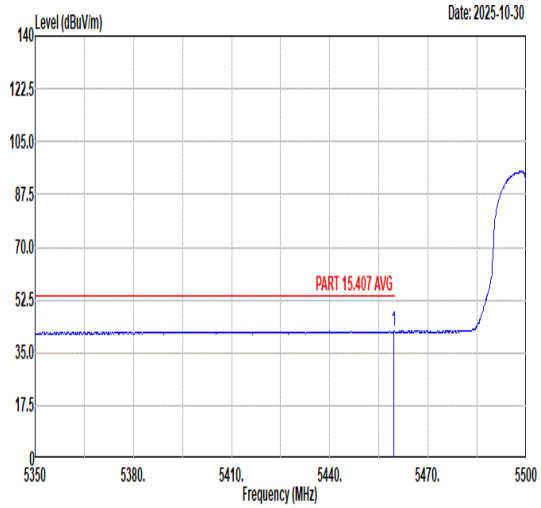 <br>Freq Level Limit Line Margin (dB) Read Level Ant Factor Cable Loss Preamp Factor APos TPos Remark<br>MHz dBuV/m dBuV/m dBuV dB/m dB dB cm deg<br>1 5459.65 42.17 54.00 -11.83 28.34 35.98 10.54 32.69 240 64 AVERAGE | 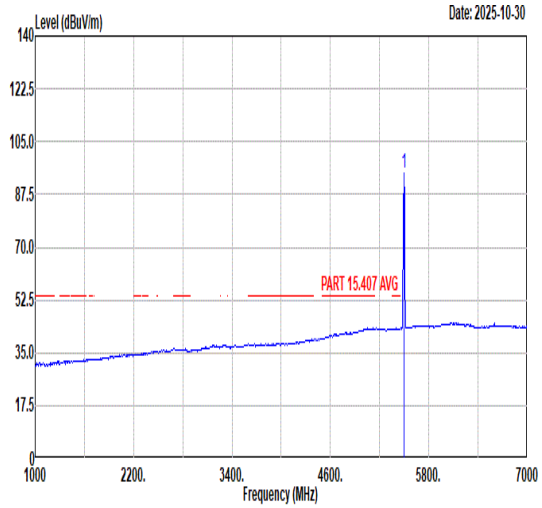 <br>Freq Level Limit Line Margin (dB) Read Level Ant Factor Cable Loss Preamp Factor APos TPos Remark<br>MHz dBuV/m dBuV/m dBuV dB/m dB dB cm deg<br>1 5500.00 94.82 ------ ------ 80.94 36.00 10.58 32.70 240 64 AVERAGE |

| Mode | 83 | |
|---|---|---|
| | Band Edge | |
| | U-NII-2C_5.47-5.725_802.11be EHT20_CH100_worse from PSD 106+26_OFDMA-1_5500MHz | |
| ANT | 9+8 | |
| Pol. | Vertical | Fundamental |
| Peak | 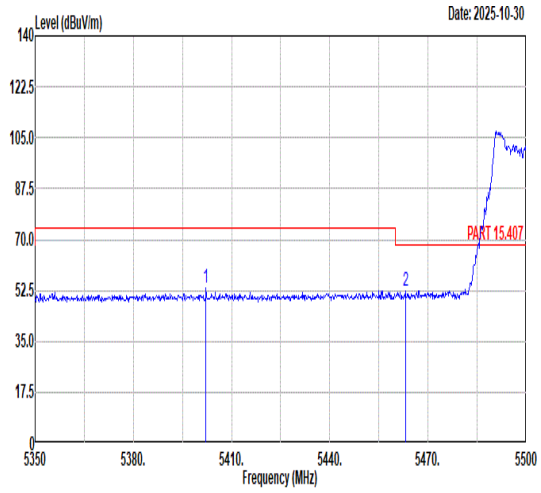 <br>Freq Level Limit Line Margin (dB) Read Level Ant Factor Cable Loss Preamp Factor APos TPos Remark<br>MHz dBuV/m dBuV/m dBuV dB/m dB dB cm deg<br>1 5402.20 53.17 74.00 -20.83 39.39 35.96 10.50 32.68 229 68 PEAK<br>2 5463.10 52.40 68.30 -15.90 38.55 35.99 10.55 32.69 229 68 PEAK | 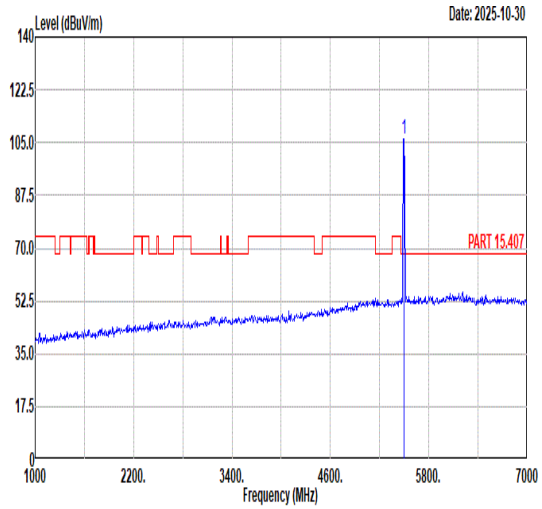 <br>Freq Level Limit Line Margin (dB) Read Level Ant Factor Cable Loss Preamp Factor APos TPos Remark<br>MHz dBuV/m dBuV/m dBuV dB/m dB dB cm deg<br>1 5500.00 106.12 ------ ------ 92.25 36.00 10.57 32.70 229 68 PEAK |
| Avg | 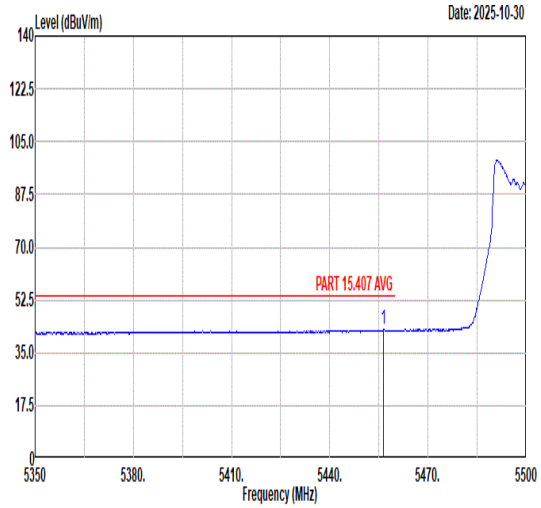 <br>Freq Level Limit Line Margin (dB) Read Level Ant Factor Cable Loss Preamp Factor APos TPos Remark<br>MHz dBuV/m dBuV/m dBuV dB/m dB dB cm deg<br>1 5456.50 42.71 54.00 -11.29 28.88 35.98 10.54 32.69 229 68 AVERAGE | 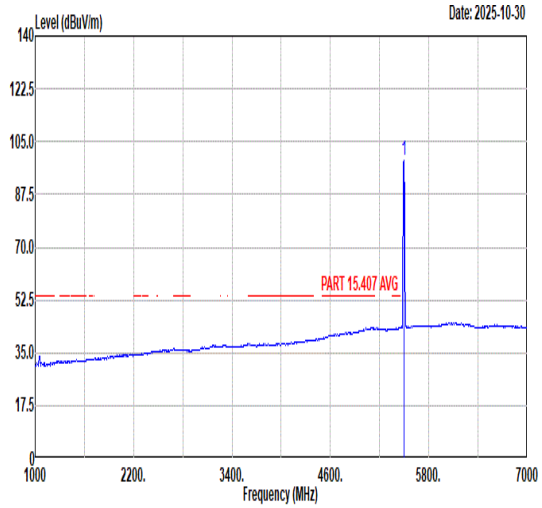 <br>Freq Level Limit Line Margin (dB) Read Level Ant Factor Cable Loss Preamp Factor APos TPos Remark<br>MHz dBuV/m dBuV/m dBuV dB/m dB dB cm deg<br>1 5500.00 98.55 ------ ------ 84.68 36.00 10.57 32.70 229 68 AVERAGE |

| Mode | 84 | |
|---|---|---|
| | Band Edge | |
| | U-NII-2C_5.47-5.725_802.11be EHT20_CH140_worse from PSD 106+26_OFDMA-2_5700MHz | |
| ANT | 9+8 | |
| Pol. | Horizontal | Fundamental |
| Peak | 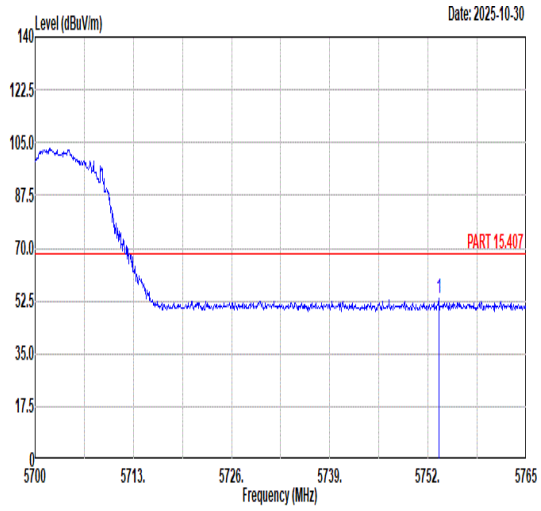 <br>Freq Level Limit Line Margin (dB) Read Level Ant Factor Cable Loss Preamp Factor APos TPos Remark<br>MHz dBuV/m dBuV/m dBuV dB/m dB dB cm deg<br>1 5753.43 53.42 68.30 -14.88 38.96 36.41 10.85 32.80 234 64 PEAK | 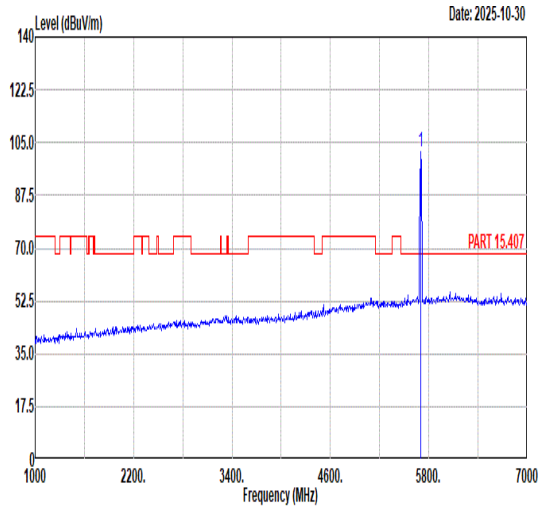 <br>Freq Level Limit Line Margin (dB) Read Level Ant Factor Cable Loss Preamp Factor APos TPos Remark<br>MHz dBuV/m dBuV/m dBuV dB/m dB dB cm deg<br>1 5700.00 102.10 ------ ------ 87.66 36.33 10.89 32.78 234 64 PEAK |
| Avg | Blank | 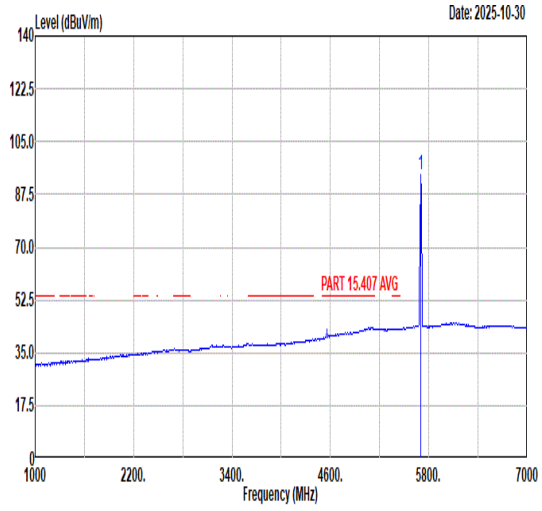 <br>Freq Level Limit Line Margin (dB) Read Level Ant Factor Cable Loss Preamp Factor APos TPos Remark<br>MHz dBuV/m dBuV/m dBuV dB/m dB dB cm deg<br>1 5700.00 94.27 ------ ------ 79.83 36.33 10.89 32.78 234 64 AVERAGE |

| Mode | 84 | |
|---|---|---|
| | Band Edge | |
| | U-NII-2C_5.47-5.725_802.11be EHT20_CH140_worse from PSD 106+26_OFDMA-2_5700MHz | |
| ANT | 9+8 | |
| Pol. | Vertical | Fundamental |
| Peak | 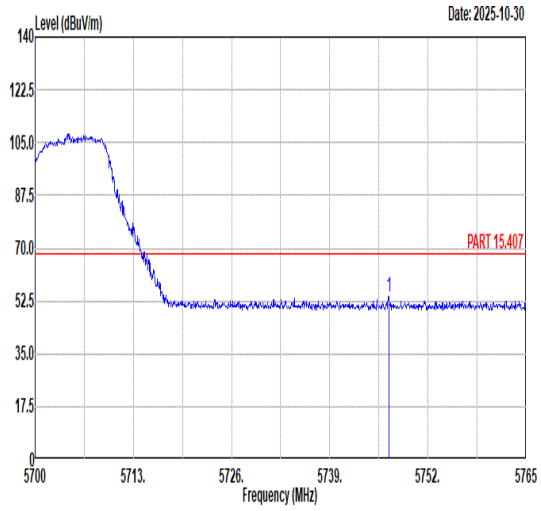 <br>Freq Level Limit Line Margin (dB) Read Level Ant Factor Cable Loss Preamp Factor APos TPos Remark<br>MHz dBuV/m dBuV/m dBuV dB/m dB dB cm deg<br>1 5746.80 54.10 68.30 -14.20 39.65 36.39 10.86 32.80 235 70 PEAK | 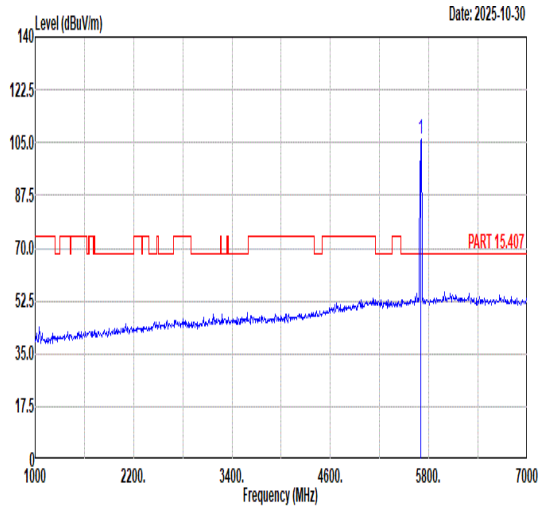 <br>Freq Level Limit Line Margin (dB) Read Level Ant Factor Cable Loss Preamp Factor APos TPos Remark<br>MHz dBuV/m dBuV/m dBuV dB/m dB dB cm deg<br>1 5700.00 106.39 ------ ------ 91.94 36.34 10.89 32.78 235 70 PEAK |
| Avg | Blank | 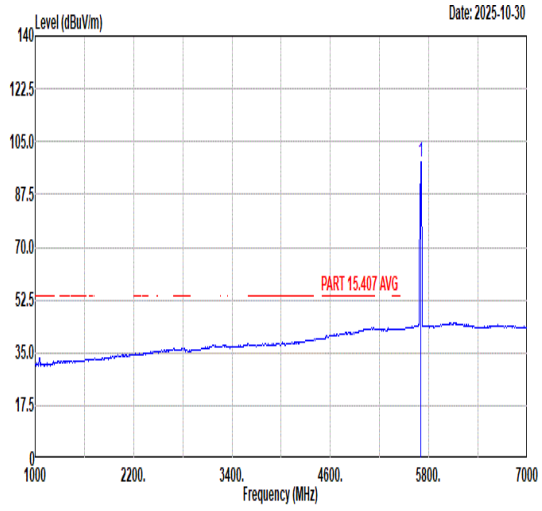 <br>Freq Level Limit Line Margin (dB) Read Level Ant Factor Cable Loss Preamp Factor APos TPos Remark<br>MHz dBuV/m dBuV/m dBuV dB/m dB dB cm deg<br>1 5700.00 98.11 ------ ------ 83.67 36.33 10.89 32.78 235 70 AVERAGE |

| Mode | 85 | |
|---|---|---|
| | Band Edge | |
| | U-NII-3_5.725-5.85_802.11a_CH149_5745MHz | |
| ANT | 9+8 | |
| Pol. | Horizontal | Fundamental |
| Peak | 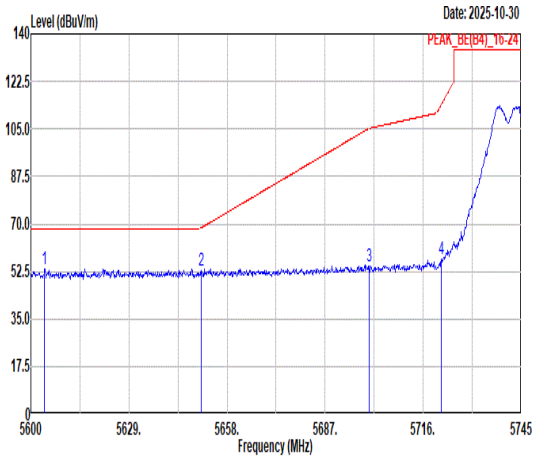 <br>Freq Level Limit Line Margin (dB) Read Level Ant Factor Cable Loss Preamp Factor APos TPos Remark<br>MHz dBuV/m dBuV/m dBuV dB/m dB dB cm deg<br>1 5604.06 53.61 68.30 -14.69 39.47 36.17 10.71 32.74 355 68 PEAK<br>2 5650.32 52.75 68.53 -15.78 38.46 36.24 10.81 32.76 355 68 PEAK<br>3 5700.05 54.44 105.21 -50.77 40.01 36.32 10.89 32.78 355 68 PEAK<br>4 5721.37 57.28 113.91 -56.63 42.84 36.35 10.88 32.79 355 68 PEAK | 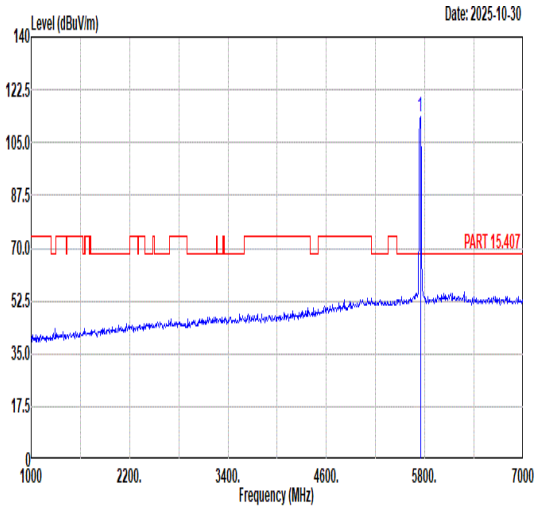 <br>Freq Level Limit Line Margin (dB) Read Level Ant Factor Cable Loss Preamp Factor APos TPos Remark<br>MHz dBuV/m dBuV/m dBuV dB/m dB dB cm deg<br>1 5745.00 113.75 ------ ------ 99.30 36.39 10.86 32.80 355 68 PEAK |
| Avg | Blank | 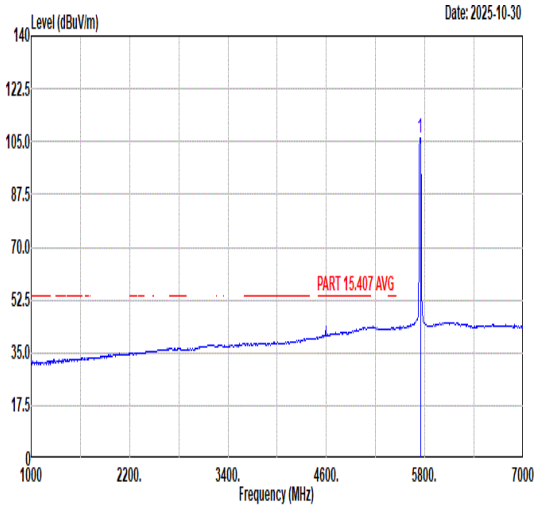 <br>Freq Level Limit Line Margin (dB) Read Level Ant Factor Cable Loss Preamp Factor APos TPos Remark<br>MHz dBuV/m dBuV/m dBuV dB/m dB dB cm deg<br>1 5745.00 106.22 ------ ------ 91.77 36.39 10.86 32.80 355 68 AVERAGE |

| Mode | 85 | |
|---|---|---|
| | Band Edge | |
| | U-NII-3_5.725-5.85_802.11a_CH149_5745MHz | |
| ANT | 9+8 | |
| Pol. | Vertical | Fundamental |
| Peak | 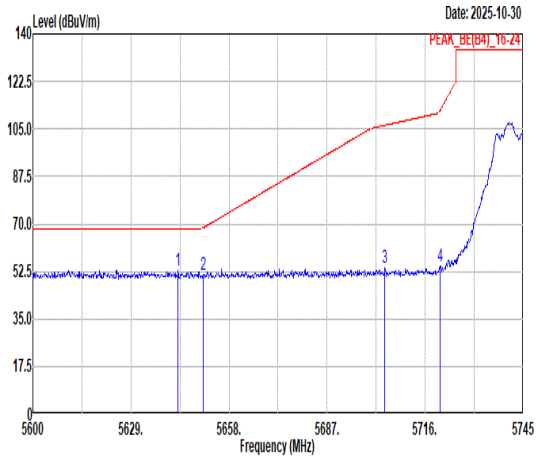 <br>Freq Level Limit Line Margin (dB) Read Level Ant Factor Cable Loss Preamp Factor APos TPos Remark<br>MHz dBuV/m dBuV/m dBuV dB/m dB dB cm deg<br>1 5642.92 52.97 68.30 -15.33 38.71 36.23 10.79 32.76 353 82 PEAK<br>2 5650.32 51.35 68.53 -17.18 37.06 36.24 10.81 32.76 353 82 PEAK<br>3 5704.11 53.74 106.35 -52.61 39.30 36.33 10.89 32.78 353 82 PEAK<br>4 5720.35 54.63 111.60 -56.97 40.19 36.35 10.88 32.79 353 82 PEAK | 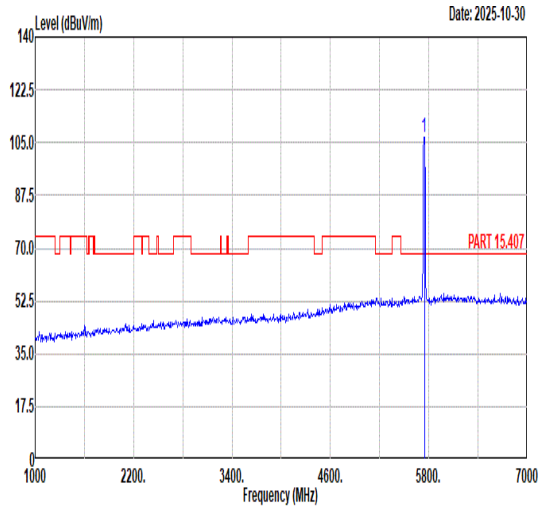 <br>Freq Level Limit Line Margin (dB) Read Level Ant Factor Cable Loss Preamp Factor APos TPos Remark<br>MHz dBuV/m dBuV/m dBuV dB/m dB dB cm deg<br>1 5745.00 106.90 ------ ------ 92.45 36.39 10.86 32.80 353 82 PEAK |
| Avg | Blank | 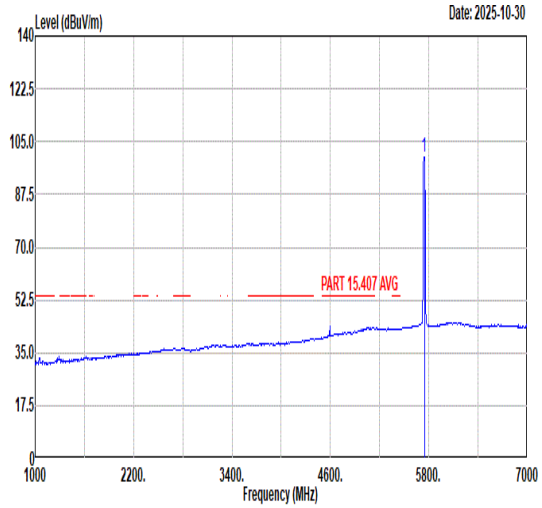 <br>Freq Level Limit Line Margin (dB) Read Level Ant Factor Cable Loss Preamp Factor APos TPos Remark<br>MHz dBuV/m dBuV/m dBuV dB/m dB dB cm deg<br>1 5745.00 100.09 ------ ------ 85.65 36.38 10.86 32.80 353 82 AVERAGE |

| Mode | 85 | |
|---|---|---|
| | Harmonic | |
| | U-NII-3_5.725-5.85_802.11a_CH149_5745MHz | |
| ANT | 9+8 | |
| Pol. | Horizontal | Vertical |
| Peak<br>Avg | 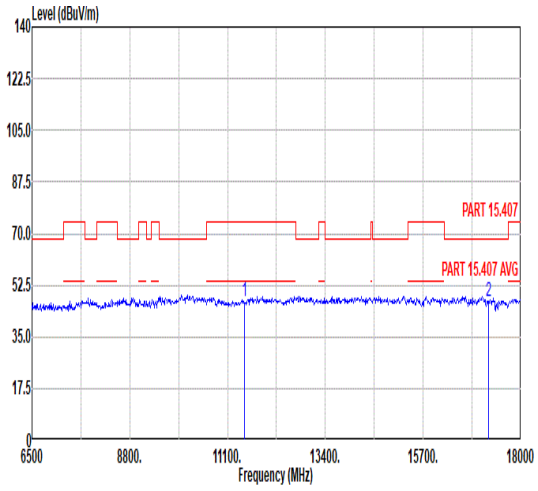 <br>Freq Level Limit Line Margin Read Level Ant Factor Cable Loss Preamp Factor APos TPos Remark<br>MHz dBuV/m dBuV/m dB dBuV dB/m dB dB cm deg<br>1 11490.00 47.16 74.00 -26.84 44.31 38.24 14.92 50.31 --- --- Peak<br>2 17235.00 47.00 68.30 -21.30 39.18 42.82 18.02 53.02 --- --- Peak | 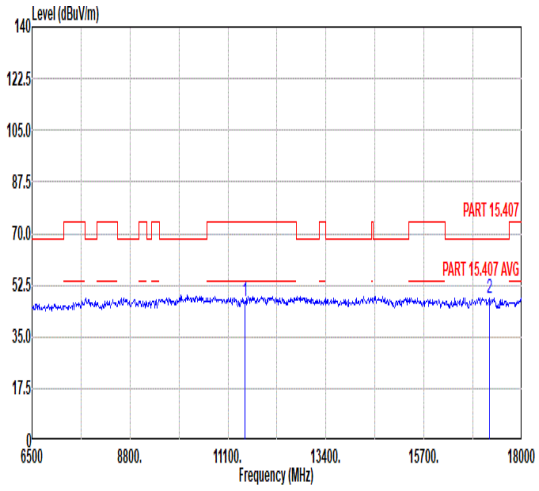 <br>Freq Level Limit Line Margin Read Level Ant Factor Cable Loss Preamp Factor APos TPos Remark<br>MHz dBuV/m dBuV/m dB dBuV dB/m dB dB cm deg<br>1 11490.00 46.84 74.00 -27.16 43.99 38.24 14.92 50.31 --- --- Peak<br>2 17235.00 47.90 68.30 -20.40 40.08 42.82 18.02 53.02 --- --- Peak |

| Mode | 86 | |
|---|---|---|
| | Harmonic | |
| | U-NII-3_5.725-5.85_802.11a_CH157_5785MHz | |
| ANT | 9+8 | |
| Pol. | Horizontal | Vertical |
| Peak<br>Avg | 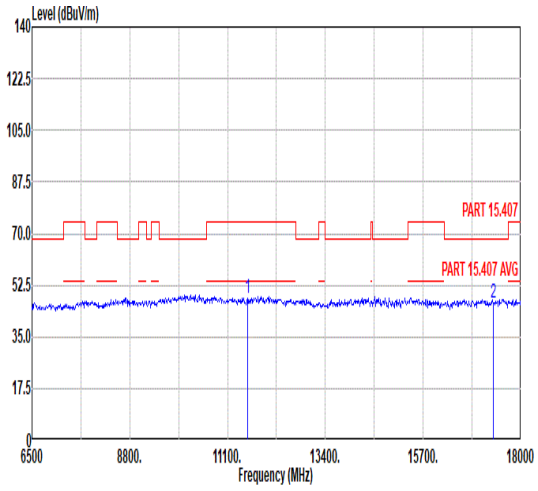 <br>Freq Level Limit Line Margin Read Level Ant Factor Cable Loss Preamp Factor APos TPos Remark<br>MHz dBuV/m dBuV/m dB dBuV dB/m dB dB cm deg<br>1 11570.00 47.88 74.00 -26.12 44.85 38.30 14.97 50.24 --- --- Peak<br>2 17355.00 46.66 68.30 -21.64 39.11 42.84 17.99 53.28 --- --- Peak | 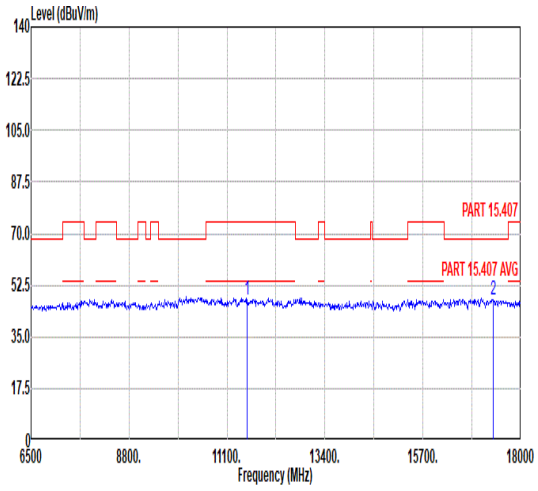 <br>Freq Level Limit Line Margin Read Level Ant Factor Cable Loss Preamp Factor APos TPos Remark<br>MHz dBuV/m dBuV/m dB dBuV dB/m dB dB cm deg<br>1 11570.00 47.81 74.00 -26.19 44.78 38.30 14.97 50.24 --- --- Peak<br>2 17355.00 47.41 68.30 -20.89 39.86 42.84 17.99 53.28 --- --- Peak |

| Mode | 87 | |
|---|---|---|
| | Band Edge | |
| | U-NII-3_5.725-5.85_802.11a_CH165_5825MHz | |
| ANT | 9+8 | |
| Pol. | Horizontal | Fundamental |
| Peak | 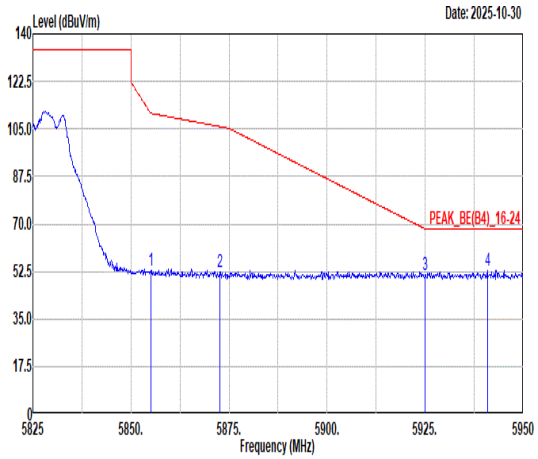 <br>Freq Level Limit Line Margin (dB) Read Level Ant Factor Cable Loss Preamp Factor APos TPos Remark<br>MHz dBuV/m dBuV/m dBuV dB/m dB dB cm deg<br>1 5855.00 52.95 110.80 -57.85 38.39 36.57 10.83 32.84 366 80 PEAK<br>2 5872.75 52.20 105.83 -53.63 37.61 36.60 10.84 32.85 366 80 PEAK<br>3 5925.00 51.31 68.20 -16.89 36.61 36.68 10.89 32.87 366 80 PEAK<br>4 5940.88 52.77 68.30 -15.53 38.03 36.71 10.91 32.88 366 80 PEAK | 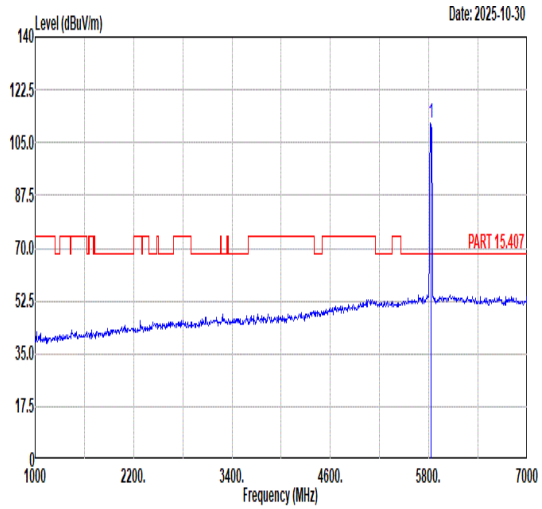 <br>Freq Level Limit Line Margin (dB) Read Level Ant Factor Cable Loss Preamp Factor APos TPos Remark<br>MHz dBuV/m dBuV/m dBuV dB/m dB dB cm deg<br>1 5825.00 111.41 ------ ------ 96.91 36.51 10.82 32.83 366 80 PEAK |
| Avg | Blank | 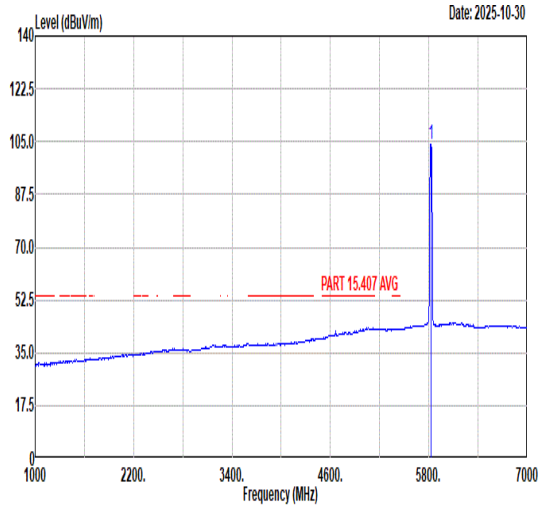 <br>Freq Level Limit Line Margin (dB) Read Level Ant Factor Cable Loss Preamp Factor APos TPos Remark<br>MHz dBuV/m dBuV/m dBuV dB/m dB dB cm deg<br>1 5825.00 104.19 ------ ------ 89.66 36.53 10.83 32.83 366 80 AVERAGE |

| Mode | 87 | |
|---|---|---|
| | Band Edge | |
| | U-NII-3_5.725-5.85_802.11a_CH165_5825MHz | |
| ANT | 9+8 | |
| Pol. | Vertical | Fundamental |
| Peak | 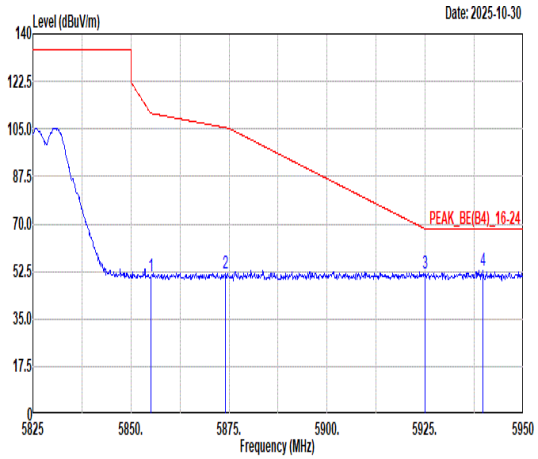 <br>Freq Level Limit Line Margin (dB) Read Level Ant Factor Cable Loss Preamp Factor APos TPos Remark<br>MHz dBuV/m dBuV/m dBuV dB/m dB dB cm deg<br>1 5855.00 50.93 110.80 -59.87 36.37 36.57 10.83 32.84 364 100 PEAK<br>2 5874.00 51.89 105.48 -53.59 37.30 36.60 10.84 32.85 364 100 PEAK<br>3 5925.00 51.79 68.20 -16.41 37.09 36.68 10.89 32.87 364 100 PEAK<br>4 5939.75 52.78 68.30 -15.52 38.05 36.70 10.91 32.88 364 100 PEAK | 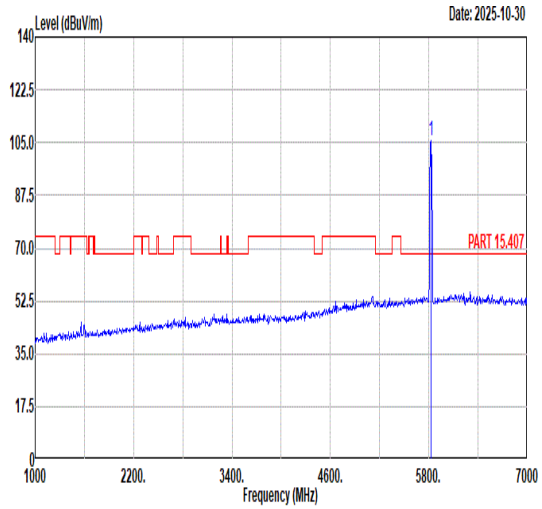 <br>Freq Level Limit Line Margin (dB) Read Level Ant Factor Cable Loss Preamp Factor APos TPos Remark<br>MHz dBuV/m dBuV/m dBuV dB/m dB dB cm deg<br>1 5825.00 105.59 ------ ------ 91.07 36.52 10.83 32.83 364 100 PEAK |
| Avg | Blank | 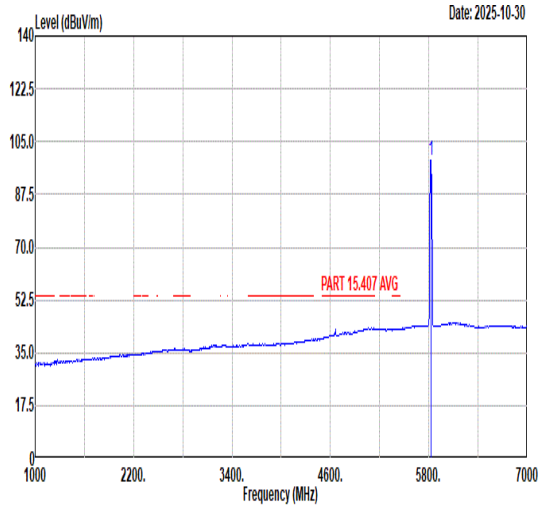 <br>Freq Level Limit Line Margin (dB) Read Level Ant Factor Cable Loss Preamp Factor APos TPos Remark<br>MHz dBuV/m dBuV/m dBuV dB/m dB dB cm deg<br>1 5825.00 98.70 ------ ------ 84.20 36.51 10.82 32.83 364 100 AVERAGE |

| Mode | 87 | |
|---|---|---|
| | Harmonic | |
| | U-NII-3_5.725-5.85_802.11a_CH165_5825MHz | |
| ANT | 9+8 | |
| Pol. | Horizontal | Vertical |
| Peak<br>Avg | 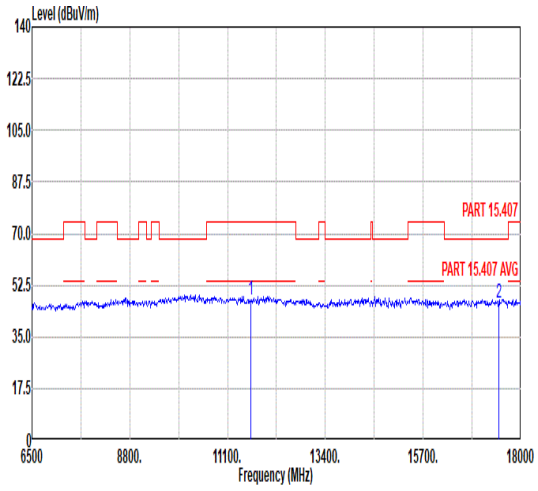 <br>Freq Level Limit Line Margin Read Level Ant Factor Cable Loss Preamp Factor APos TPos Remark<br>MHz dBuV/m dBuV/m dB dBuV dB/m dB dB cm deg<br>1 11650.00 47.76 74.00 -26.24 44.57 38.35 15.02 50.18 --- --- Peak<br>2 17475.00 46.51 68.30 -21.79 39.24 42.85 17.96 53.54 --- --- Peak | 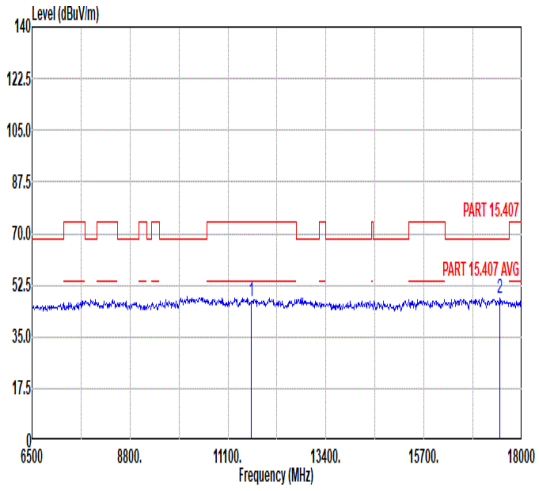 <br>Freq Level Limit Line Margin Read Level Ant Factor Cable Loss Preamp Factor APos TPos Remark<br>MHz dBuV/m dBuV/m dB dBuV dB/m dB dB cm deg<br>1 11650.00 47.27 74.00 -26.73 44.08 38.35 15.02 50.18 --- --- Peak<br>2 17475.00 47.83 68.30 -20.47 40.56 42.85 17.96 53.54 --- --- Peak |

| Mode | 88 | |
|---|---|---|
| | Band Edge | |
| | U-NII-3_5.725-5.85_802.11n HT20_CH149_5745MHz | |
| ANT | 9+8 | |
| Pol. | Horizontal | Fundamental |
| Peak | 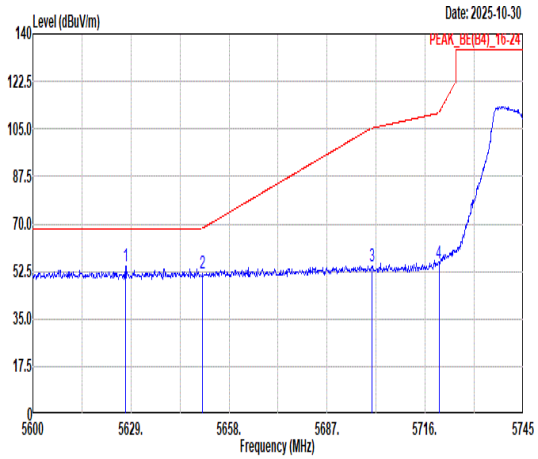 <br>Freq Level Limit Line Margin (dB) Read Level Ant Factor Cable Loss Preamp Factor APos TPos Remark<br>MHz dBuV/m dBuV/m dBuV dB/m dB dB cm deg<br>1 5627.41 54.52 68.30 -13.78 40.31 36.20 10.76 32.75 355 68 PEAK<br>2 5650.17 52.01 68.43 -16.42 37.72 36.24 10.81 32.76 355 68 PEAK<br>3 5700.20 54.53 105.25 -50.72 40.10 36.32 10.89 32.78 355 68 PEAK<br>4 5720.06 55.50 110.94 -55.44 41.06 36.35 10.88 32.79 355 68 PEAK | 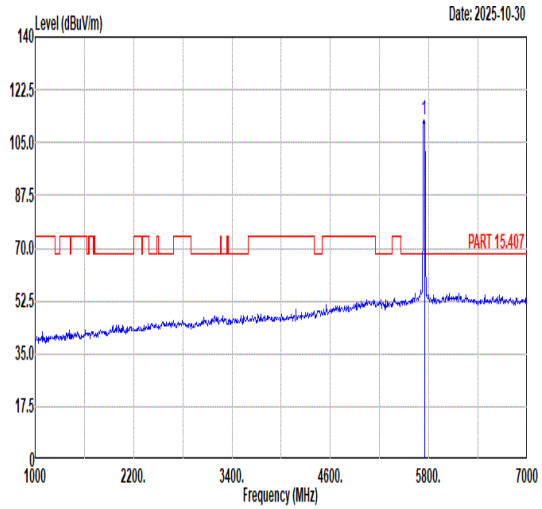 <br>Freq Level Limit Line Margin (dB) Read Level Ant Factor Cable Loss Preamp Factor APos TPos Remark<br>MHz dBuV/m dBuV/m dBuV dB/m dB dB cm deg<br>1 5745.00 112.65 ------ ------ 98.21 36.38 10.86 32.80 355 68 PEAK |
| Avg | Blank | 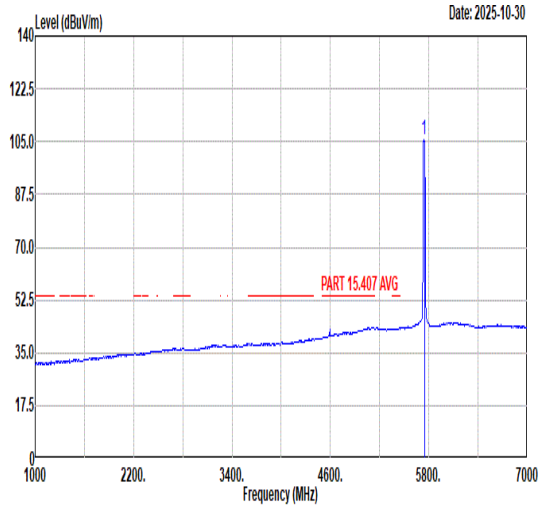 <br>Freq Level Limit Line Margin (dB) Read Level Ant Factor Cable Loss Preamp Factor APos TPos Remark<br>MHz dBuV/m dBuV/m dBuV dB/m dB dB cm deg<br>1 5745.00 105.68 ------ ------ 91.24 36.38 10.86 32.80 355 68 AVERAGE |

| Mode | 88 | |
|---|---|---|
| | Band Edge | |
| | U-NII-3_5.725-5.85_802.11n HT20_CH149_5745MHz | |
| ANT | 9+8 | |
| Pol. | Vertical | Fundamental |
| Peak | 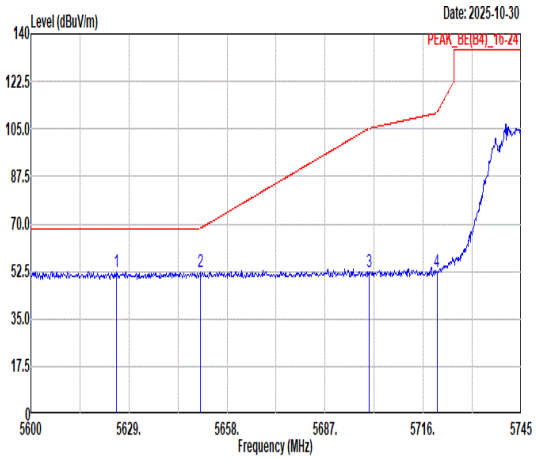 <br>Freq Level Limit Line Margin (dB) Read Level Ant Factor Cable Loss Preamp Factor APos TPos Remark<br>MHz dBuV/m dBuV/m dBuV dB/m dB dB cm deg<br>1 5625.23 52.55 68.30 -15.75 38.35 36.20 10.75 32.75 353 83 PEAK<br>2 5650.03 52.11 68.32 -16.21 37.82 36.24 10.81 32.76 353 83 PEAK<br>3 5700.05 52.22 105.21 -52.99 37.79 36.32 10.89 32.78 353 83 PEAK<br>4 5720.06 52.44 110.94 -58.50 38.00 36.35 10.88 32.79 353 83 PEAK | 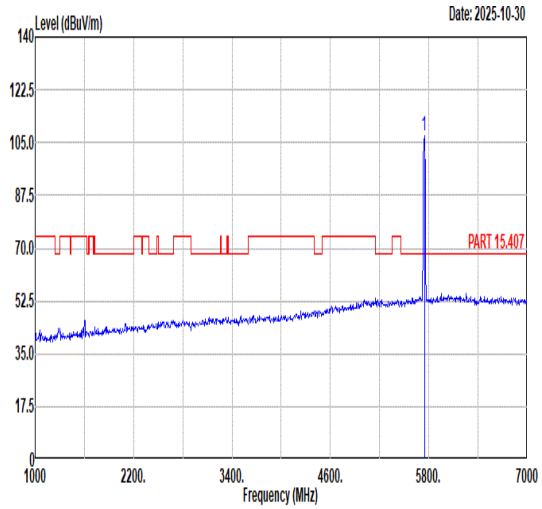 <br>Freq Level Limit Line Margin (dB) Read Level Ant Factor Cable Loss Preamp Factor APos TPos Remark<br>MHz dBuV/m dBuV/m dBuV dB/m dB dB cm deg<br>1 5745.00 107.07 ------ ------ 92.62 36.40 10.85 32.80 353 83 PEAK |
| Avg | Blank | 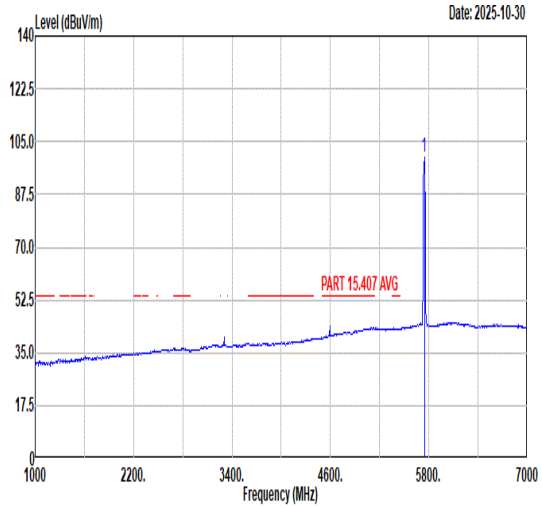 <br>Freq Level Limit Line Margin (dB) Read Level Ant Factor Cable Loss Preamp Factor APos TPos Remark<br>MHz dBuV/m dBuV/m dBuV dB/m dB dB cm deg<br>1 5745.00 99.79 ------ ------ 85.34 36.39 10.86 32.80 353 83 AVERAGE |

| Mode | 88 | |
|---|---|---|
| | Harmonic | |
| | U-NII-3_5.725-5.85_802.11n HT20_CH149_5745MHz | |
| ANT | 9+8 | |
| Pol. | Horizontal | Vertical |
| Peak<br>Avg | 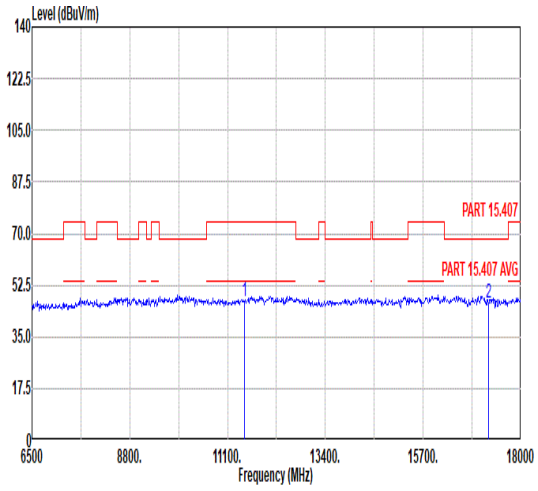 <br><br>Freq Level Limit Line Margin Read Level Ant Factor Cable Loss Preamp Factor APos TPos Remark<br>MHz dBuV/m dBuV/m dB dBuV dB/m dB dB cm deg<br>1 11490.00 47.27 74.00 -26.73 44.42 38.24 14.92 50.31 --- --- Peak<br>2 17235.00 46.56 68.30 -21.74 38.74 42.82 18.02 53.02 --- --- Peak | 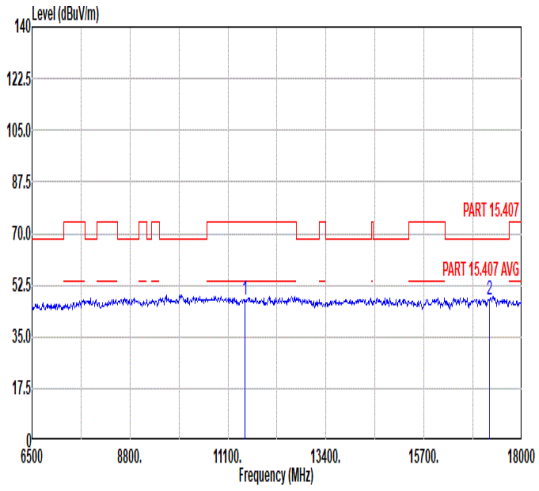 <br><br>Freq Level Limit Line Margin Read Level Ant Factor Cable Loss Preamp Factor APos TPos Remark<br>MHz dBuV/m dBuV/m dB dBuV dB/m dB dB cm deg<br>1 11490.00 47.80 74.00 -26.20 44.95 38.24 14.92 50.31 --- --- Peak<br>2 17235.00 47.80 68.30 -20.50 39.98 42.82 18.02 53.02 --- --- Peak |

| Mode | 89 | |
|---|---|---|
| | Harmonic | |
| | U-NII-3_5.725-5.85_802.11n HT20_CH157_5785MHz | |
| ANT | 9+8 | |
| Pol. | Horizontal | Vertical |
| Peak<br>Avg | 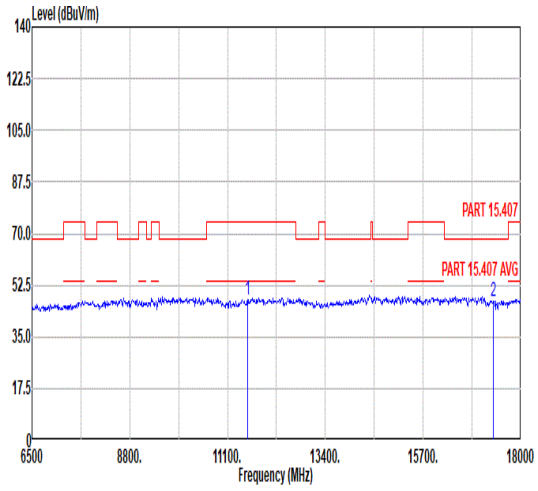 <br><br>Freq Level Limit Line Margin Read Level Ant Factor Cable Loss Preamp Factor APos TPos Remark<br>MHz dBuV/m dBuV/m dB dBuV dB/m dB dB cm deg<br>1 11570.00 47.66 74.00 -26.34 44.63 38.30 14.97 50.24 --- --- Peak<br>2 17355.00 46.95 68.30 -21.35 39.40 42.84 17.99 53.28 --- --- Peak | 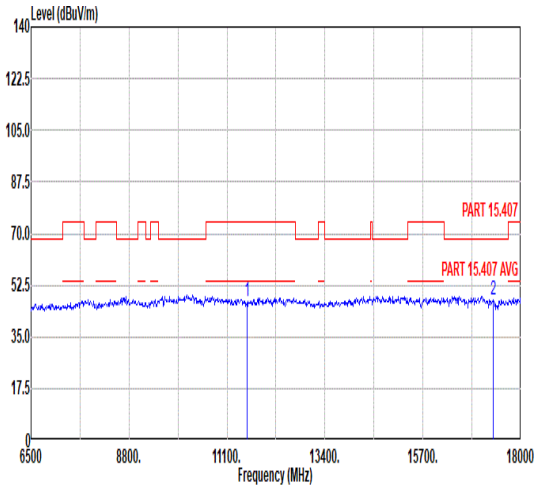 <br><br>Freq Level Limit Line Margin Read Level Ant Factor Cable Loss Preamp Factor APos TPos Remark<br>MHz dBuV/m dBuV/m dB dBuV dB/m dB dB cm deg<br>1 11570.00 47.26 74.00 -26.74 44.23 38.30 14.97 50.24 --- --- Peak<br>2 17355.00 47.61 68.30 -20.69 40.06 42.84 17.99 53.28 --- --- Peak |

| Mode | 90 | |
|---|---|---|
| | Band Edge | |
| | U-NII-3_5.725-5.85_802.11n HT20_CH165_5825MHz | |
| ANT | 9+8 | |
| Pol. | Horizontal | Fundamental |
| Peak | 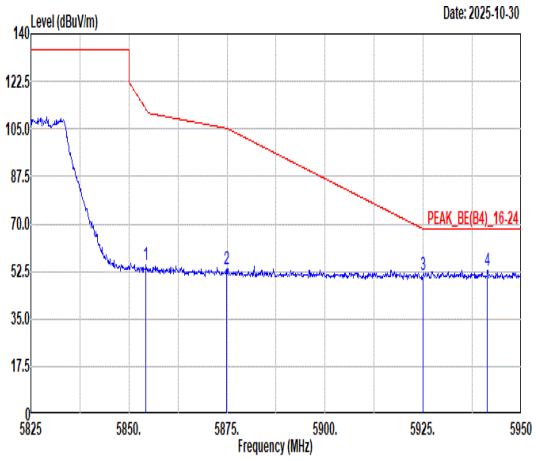 <br>Freq Level Limit Line Margin (dB) Read Level Ant Factor Cable Loss Preamp Factor APos TPos Remark<br>1 5854.38 54.90 112.22 -57.32 40.34 36.57 10.83 32.84 364 76 PEAK<br>2 5874.88 53.35 105.23 -51.88 38.76 36.60 10.84 32.85 364 76 PEAK<br>3 5925.00 51.23 68.20 -16.97 36.53 36.68 10.89 32.87 364 76 PEAK<br>4 5941.38 52.86 68.30 -15.44 38.12 36.71 10.91 32.88 364 76 PEAK | 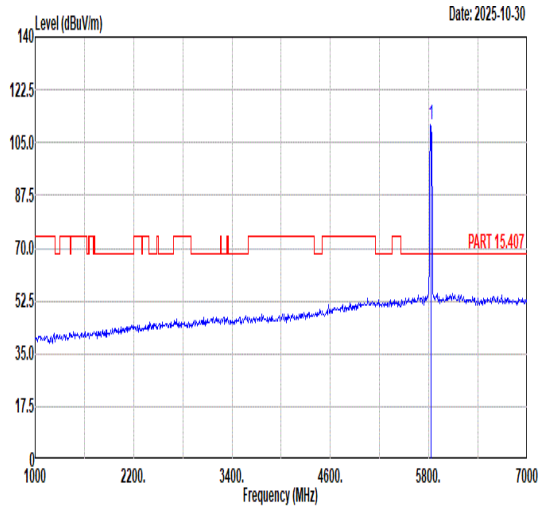 <br>Freq Level Limit Line Margin (dB) Read Level Ant Factor Cable Loss Preamp Factor APos TPos Remark<br>1 5825.00 110.96 ------ ------ 96.46 36.51 10.82 32.83 364 76 PEAK |
| Avg | Blank | 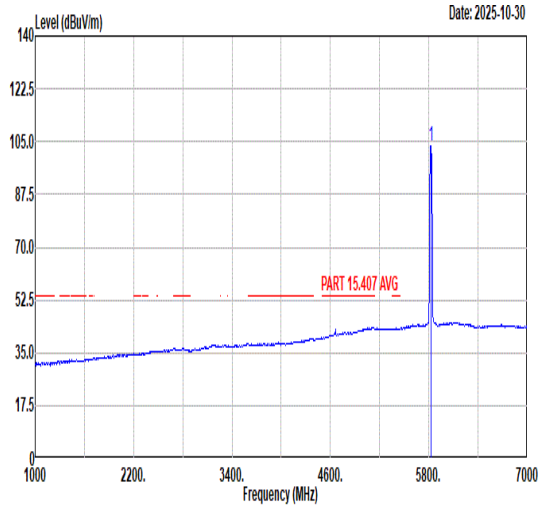 <br>Freq Level Limit Line Margin (dB) Read Level Ant Factor Cable Loss Preamp Factor APos TPos Remark<br>1 5825.00 103.73 ------ ------ 89.23 36.51 10.82 32.83 364 76 AVERAGE |

| Mode | 90 | |
|---|---|---|
| | Band Edge | |
| | U-NII-3_5.725-5.85_802.11n HT20_CH165_5825MHz | |
| ANT | 9+8 | |
| Pol. | Vertical | Fundamental |
| Peak | 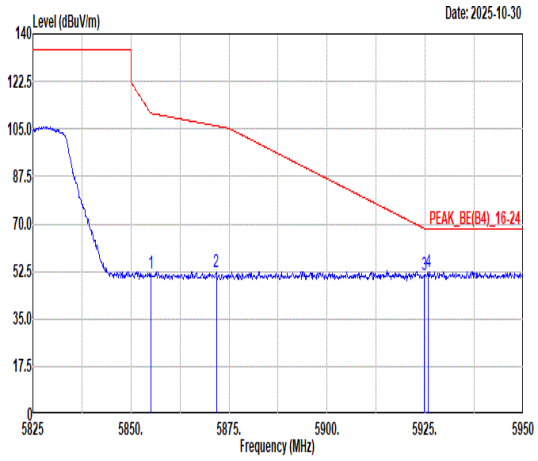 <br>Freq Level Limit Line Margin (dB) Read Level Ant Factor Cable Loss Preamp Factor APos TPos Remark<br>MHz dBuV/m dBuV/m dBuV dB/m dB dB cm deg<br>1 5855.00 51.59 110.80 -59.21 37.03 36.57 10.83 32.84 364 100 PEAK<br>2 5871.75 52.22 106.11 -53.89 37.64 36.59 10.84 32.85 364 100 PEAK<br>3 5924.75 51.42 68.38 -16.96 36.72 36.68 10.89 32.87 364 100 PEAK<br>4 5925.75 52.52 68.30 -15.78 37.82 36.68 10.89 32.87 364 100 PEAK | 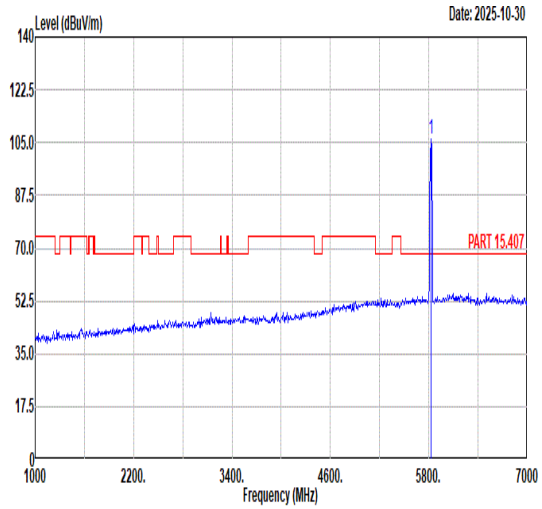 <br>Freq Level Limit Line Margin (dB) Read Level Ant Factor Cable Loss Preamp Factor APos TPos Remark<br>MHz dBuV/m dBuV/m dBuV dB/m dB dB cm deg<br>1 5825.00 106.13 ------ ------ 91.60 36.53 10.83 32.83 364 100 PEAK |
| Avg | Blank | 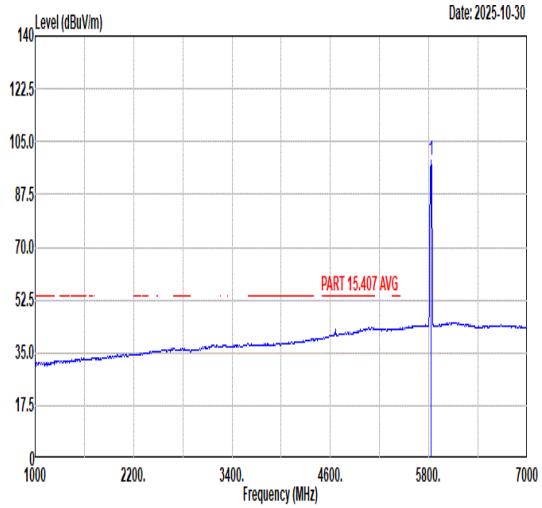 <br>Freq Level Limit Line Margin (dB) Read Level Ant Factor Cable Loss Preamp Factor APos TPos Remark<br>MHz dBuV/m dBuV/m dBuV dB/m dB dB cm deg<br>1 5825.00 98.86 ------ ------ 84.33 36.53 10.83 32.83 364 100 AVERAGE |

| Mode | 90 | |
|---|---|---|
| | Harmonic | |
| | U-NII-3_5.725-5.85_802.11n HT20_CH165_5825MHz | |
| ANT | 9+8 | |
| Pol. | Horizontal | Vertical |
| Peak<br>Avg | 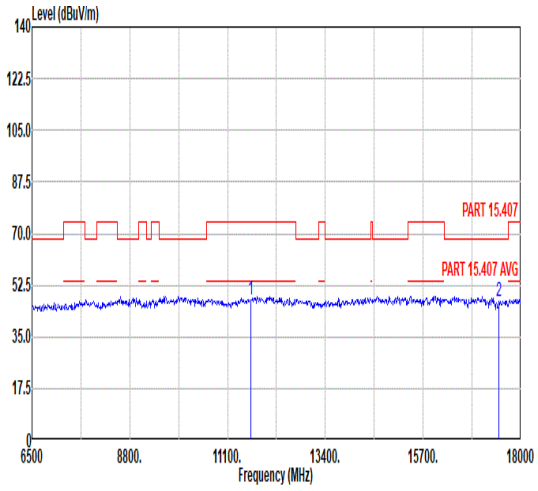 <br><br>Freq Level Limit Line Margin Read Level Ant Factor Cable Loss Preamp Factor APos TPos Remark<br>MHz dBuV/m dBuV/m dB dBuV dB/m dB dB cm deg<br>1 11650.00 47.76 74.00 -26.24 44.57 38.35 15.02 50.18 --- --- Peak<br>2 17475.00 46.93 68.30 -21.37 39.66 42.85 17.96 53.54 --- --- Peak | 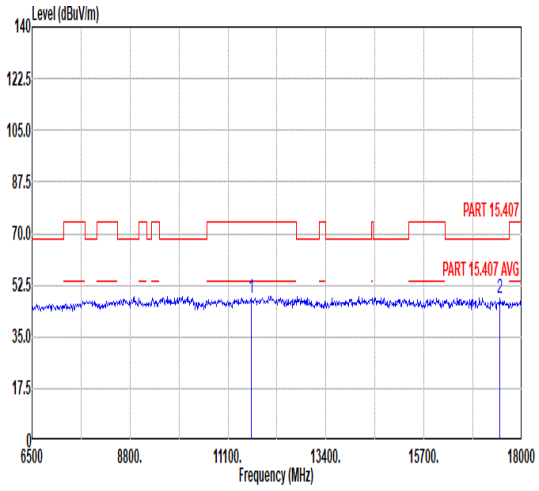 <br><br>Freq Level Limit Line Margin Read Level Ant Factor Cable Loss Preamp Factor APos TPos Remark<br>MHz dBuV/m dBuV/m dB dBuV dB/m dB dB cm deg<br>1 11650.00 47.94 74.00 -26.06 44.75 38.35 15.02 50.18 --- --- Peak<br>2 17475.00 47.89 68.30 -20.41 40.62 42.85 17.96 53.54 --- --- Peak |

| Mode | 91 |
|---|---|
| | Band Edge - L |
| | U-NII-3_5.725-5.85_802.11n HT40_CH151_5755MHz |
| ANT | 9+8 |

| Pol. | Horizontal | Fundamental |
|---|---|---|
| Peak | 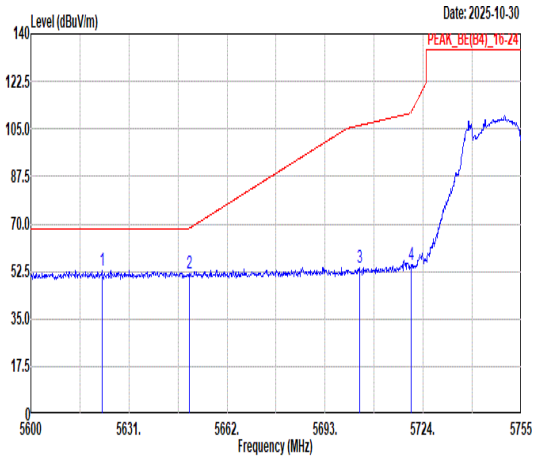 <br>Freq Level Limit Line Margin (dB) Read Level Ant Factor Cable Loss Preamp Factor APos TPos Remark<br>MHz dBuV/m dBuV/m dBuV dB/m dB dB cm deg<br>1 5622.48 52.92 68.30 -15.38 38.73 36.20 10.74 32.75 356 68 PEAK<br>2 5650.07 51.93 68.35 -16.42 37.64 36.24 10.81 32.76 356 68 PEAK<br>3 5703.85 53.88 106.28 -52.40 39.44 36.33 10.89 32.78 356 68 PEAK<br>4 5720.28 54.88 111.44 -56.56 40.44 36.35 10.88 32.79 356 68 PEAK | 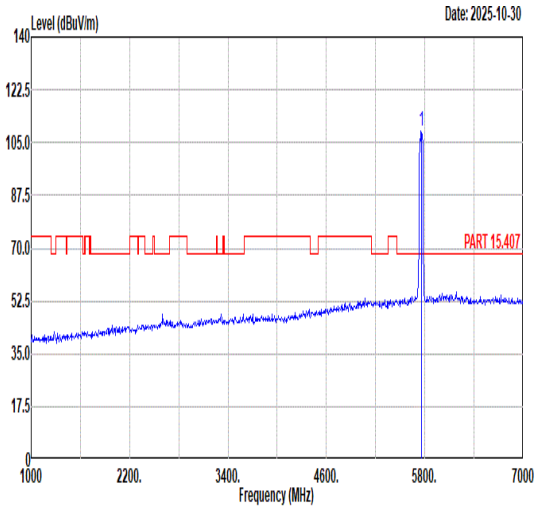 <br>Freq Level Limit Line Margin (dB) Read Level Ant Factor Cable Loss Preamp Factor APos TPos Remark<br>MHz dBuV/m dBuV/m dBuV dB/m dB dB cm deg<br>1 5755.00 108.81 ------ ------ 94.36 36.40 10.85 32.80 356 68 PEAK |
| Avg | Blank | 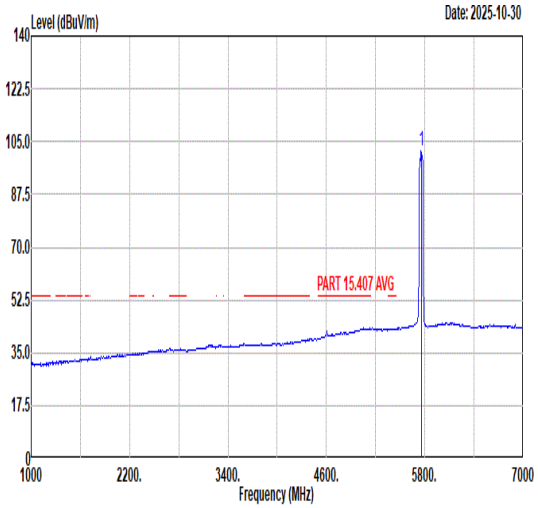 <br>Freq Level Limit Line Margin (dB) Read Level Ant Factor Cable Loss Preamp Factor APos TPos Remark<br>MHz dBuV/m dBuV/m dBuV dB/m dB dB cm deg<br>1 5755.00 101.71 ------ ------ 87.26 36.40 10.85 32.80 356 68 AVERAGE |

| Mode | 91 | |
|---|---|---|
| | Band Edge - R | |
| | U-NII-3_5.725-5.85_802.11n HT40_CH151_5755MHz | |
| ANT | 9+8 | |
| Pol. | Horizontal | Fundamental |
| Peak | 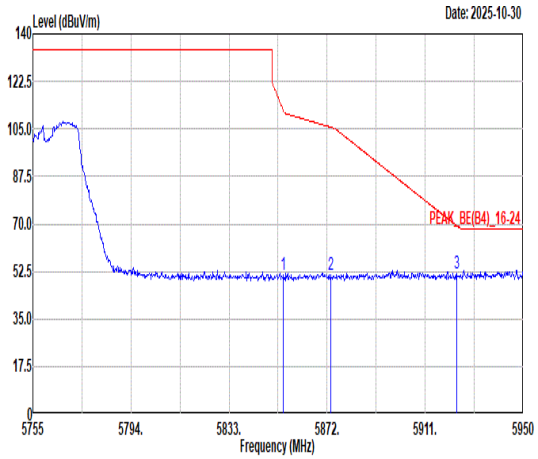 <br>Freq Level Limit Line Margin (dB) Read Level Ant Factor Cable Loss Preamp Factor APos TPos Remark<br>MHz dBuV/m dBuV/m dBuV dB/m dB dB cm deg<br>1 5854.65 51.12 111.61 -60.49 36.56 36.57 10.83 32.84 356 68 PEAK<br>2 5873.56 51.19 105.60 -54.41 36.60 36.60 10.84 32.85 356 68 PEAK<br>3 5923.48 51.65 69.32 -17.67 36.96 36.68 10.88 32.87 356 68 PEAK<br>4 5950.00 52.89 68.30 -15.41 38.13 36.72 10.92 32.88 356 68 PEAK | Blank |

| Mode | 91 |
|---|---|
| | Band Edge - L |
| | U-NII-3_5.725-5.85_802.11n HT40_CH151_5755MHz |
| ANT | 9+8 |

| Pol. | Vertical | Fundamental |
|---|---|---|
| Peak | 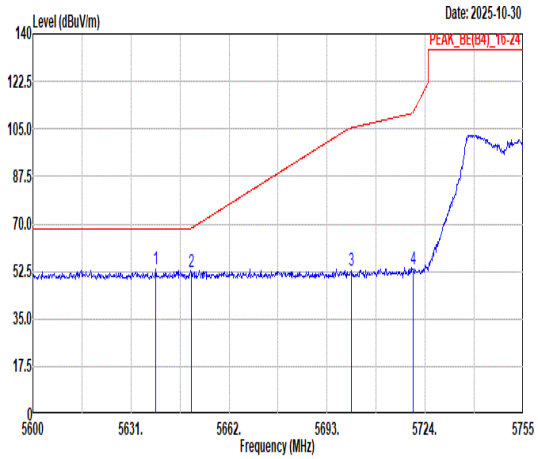 <br>Freq Level Limit Line Margin (dB) Read Level Ant Factor Cable Loss Preamp Factor APos TPos Remark<br>MHz dBuV/m dBuV/m dBuV dB/m dB dB cm deg<br>1 5638.91 53.12 68.30 -15.18 38.88 36.22 10.78 32.76 355 82 PEAK<br>2 5650.07 52.05 68.35 -16.30 37.76 36.24 10.81 32.76 355 82 PEAK<br>3 5700.60 52.76 105.37 -52.61 38.33 36.32 10.89 32.78 355 82 PEAK<br>4 5720.13 53.34 111.09 -57.75 38.90 36.35 10.88 32.79 355 82 PEAK | 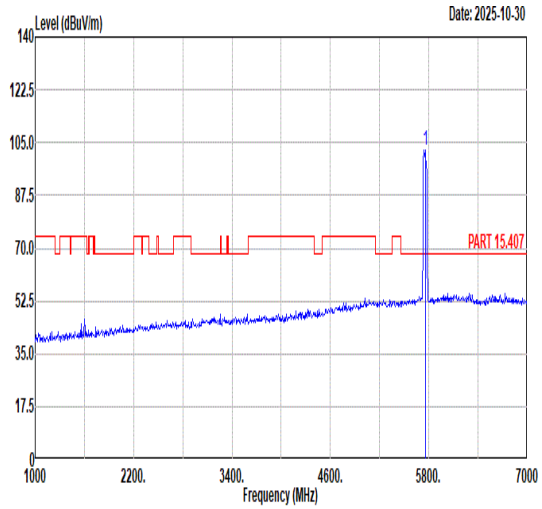 <br>Freq Level Limit Line Margin (dB) Read Level Ant Factor Cable Loss Preamp Factor APos TPos Remark<br>MHz dBuV/m dBuV/m dBuV dB/m dB dB cm deg<br>1 5755.00 102.59 ------ ------ 88.13 36.41 10.85 32.80 355 82 PEAK |
| Avg | Blank | 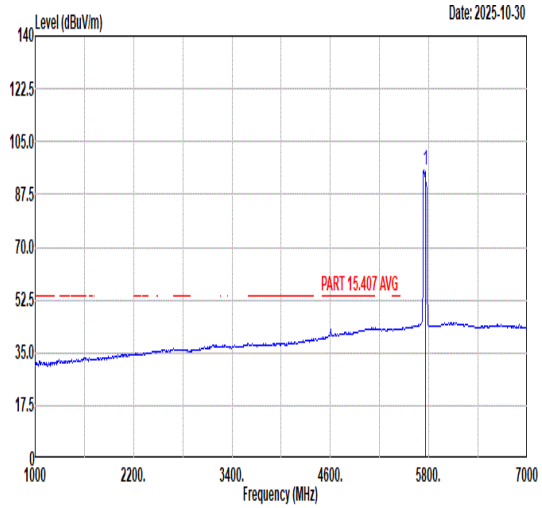 <br>Freq Level Limit Line Margin (dB) Read Level Ant Factor Cable Loss Preamp Factor APos TPos Remark<br>MHz dBuV/m dBuV/m dBuV dB/m dB dB cm deg<br>1 5755.00 95.48 ------ ------ 81.04 36.38 10.86 32.80 355 82 AVERAGE |

| Mode | 91 | |
|---|---|---|
| | Band Edge - R | |
| | U-NII-3_5.725-5.85_802.11n HT40_CH151_5755MHz | |
| ANT | 9+8 | |
| Pol. | Vertical | Fundamental |
| Peak | 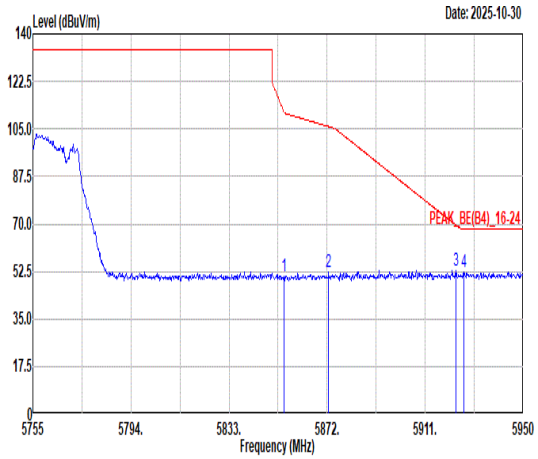 <br>Freq Level Limit Line Margin (dB) Read Level Ant Factor Cable Loss Preamp Factor APos TPos Remark<br>MHz dBuV/m dBuV/m dBuV dB/m dB dB cm deg<br>1 5854.84 50.89 111.17 -60.28 36.33 36.57 10.83 32.84 355 82 PEAK<br>2 5872.59 52.35 105.88 -53.53 37.76 36.60 10.84 32.85 355 82 PEAK<br>3 5923.29 52.59 69.46 -16.87 37.90 36.68 10.88 32.87 355 82 PEAK<br>4 5926.41 52.27 68.30 -16.03 37.57 36.68 10.89 32.87 355 82 PEAK | Blank |

| Mode | 91 | |
|---|---|---|
| | Harmonic | |
| | U-NII-3_5.725-5.85_802.11n HT40_CH151_5755MHz | |
| ANT | 9+8 | |
| Pol. | Horizontal | Vertical |
| Peak<br>Avg | 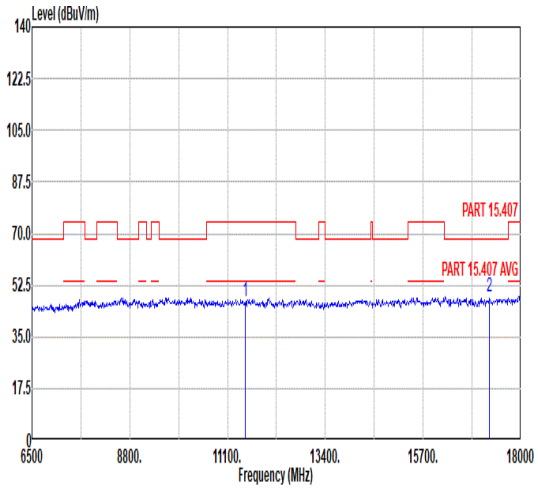 <br><br>Freq Level Limit Line Margin Read Level Ant Factor Cable Loss Preamp Factor APos TPos Remark<br>MHz dBuV/m dBuV/m dB dBuV dB/m dB dB cm deg<br>1 11510.00 47.18 74.00 -26.82 44.28 38.26 14.93 50.29 --- --- Peak<br>2 17265.00 48.37 68.30 -19.93 40.60 42.83 18.02 53.08 --- --- Peak | 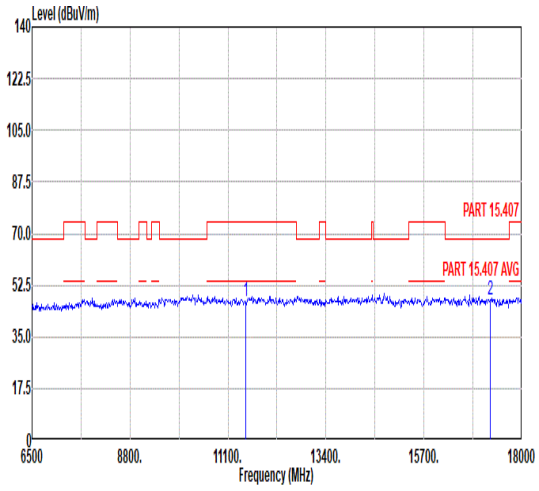 <br><br>Freq Level Limit Line Margin Read Level Ant Factor Cable Loss Preamp Factor APos TPos Remark<br>MHz dBuV/m dBuV/m dB dBuV dB/m dB dB cm deg<br>1 11510.00 47.19 74.00 -26.81 44.29 38.26 14.93 50.29 --- --- Peak<br>2 17265.00 47.70 68.30 -20.60 39.93 42.83 18.02 53.08 --- --- Peak |

| Mode | 92 |
|---|---|
| | Band Edge - L |
| | U-NII-3_5.725-5.85_802.11n HT40_CH159_5795MHz |
| ANT | 9+8 |

| Pol. | Horizontal | Fundamental |
|---|---|---|
| Peak | 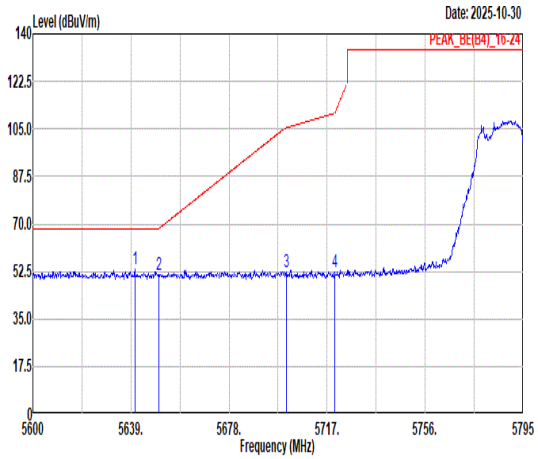 <br>Freq Level Limit Line Margin (dB) Read Level Ant Factor Cable Loss Preamp Factor APos TPos Remark<br>MHz dBuV/m dBuV/m dBuV dB/m dB dB cm deg<br>1 5640.56 53.15 68.30 -15.15 38.90 36.22 10.79 32.76 371 68 PEAK<br>2 5650.12 51.17 68.39 -17.22 36.88 36.24 10.81 32.76 371 68 PEAK<br>3 5700.82 52.27 105.43 -53.16 37.84 36.32 10.89 32.78 371 68 PEAK<br>4 5720.12 52.35 111.07 -58.72 37.91 36.35 10.88 32.79 371 68 PEAK | 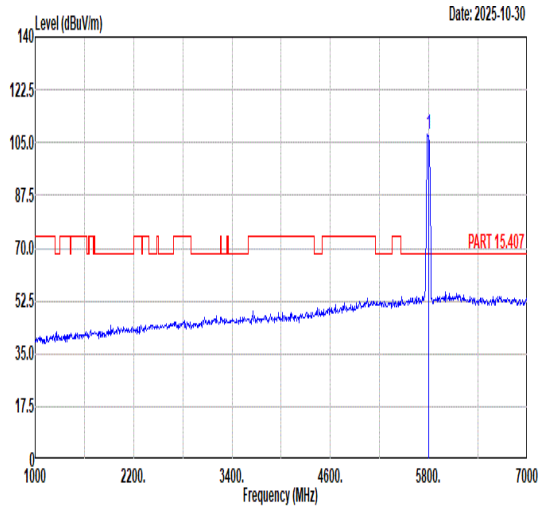 <br>Freq Level Limit Line Margin (dB) Read Level Ant Factor Cable Loss Preamp Factor APos TPos Remark<br>MHz dBuV/m dBuV/m dBuV dB/m dB dB cm deg<br>1 5795.00 107.69 ------ ------ 93.22 36.45 10.83 32.81 371 68 PEAK |
| Avg | Blank | 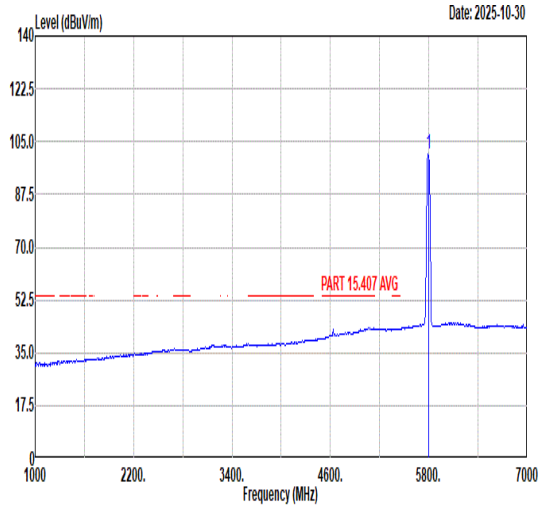 <br>Freq Level Limit Line Margin (dB) Read Level Ant Factor Cable Loss Preamp Factor APos TPos Remark<br>MHz dBuV/m dBuV/m dBuV dB/m dB dB cm deg<br>1 5795.00 100.89 ------ ------ 86.43 36.46 10.82 32.82 371 68 AVERAGE |

| Mode | 92 | |
|---|---|---|
| | Band Edge - R | |
| | U-NII-3_5.725-5.85_802.11n HT40_CH159_5795MHz | |
| ANT | 9+8 | |
| Pol. | Horizontal | Fundamental |
| Peak | 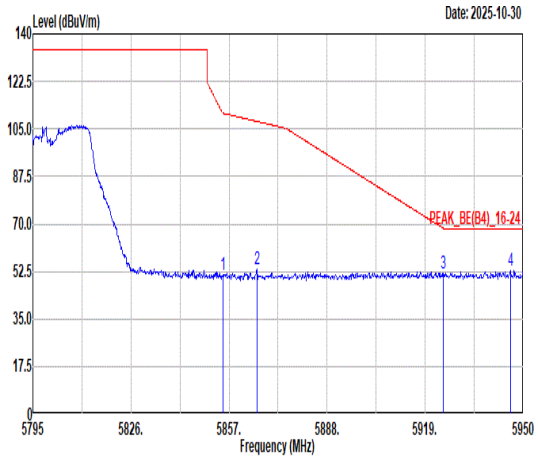 <br>Freq Level Limit Line Margin (dB) Read Level Ant Factor Cable Loss Preamp Factor APos TPos Remark<br>MHz dBuV/m dBuV/m dBuV dB/m dB dB cm deg<br>1 5854.99 51.19 110.83 -59.64 36.63 36.57 10.83 32.84 371 68 PEAK<br>2 5865.84 53.54 107.76 -54.22 38.97 36.59 10.83 32.85 371 68 PEAK<br>3 5924.74 51.68 68.40 -16.72 36.98 36.68 10.89 32.87 371 68 PEAK<br>4 5945.97 52.88 68.30 -15.42 38.13 36.71 10.92 32.88 371 68 PEAK | Blank |

| Mode | 92 |
|---|---|
| | Band Edge - L |
| | U-NII-3_5.725-5.85_802.11n HT40_CH159_5795MHz |
| ANT | 9+8 |

| Pol. | Vertical | Fundamental |
|---|---|---|
| Peak | 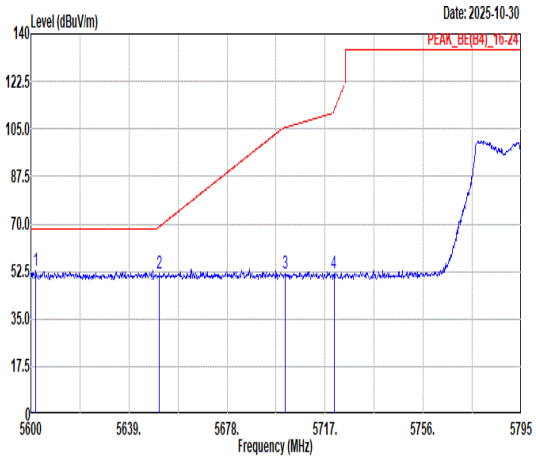 <br>Freq Level Limit Line Margin (dB) Read Level Ant Factor Cable Loss Preamp Factor APos TPos Remark<br>MHz dBuV/m dBuV/m dBuV dB/m dB dB cm deg<br>1 5601.95 52.76 68.30 -15.54 38.64 36.16 10.70 32.74 368 94 PEAK<br>2 5651.09 51.68 69.11 -17.43 37.39 36.24 10.81 32.76 368 94 PEAK<br>3 5701.01 51.55 105.48 -53.93 37.12 36.32 10.89 32.78 368 94 PEAK<br>4 5720.51 51.76 111.96 -60.20 37.32 36.35 10.88 32.79 368 94 PEAK | 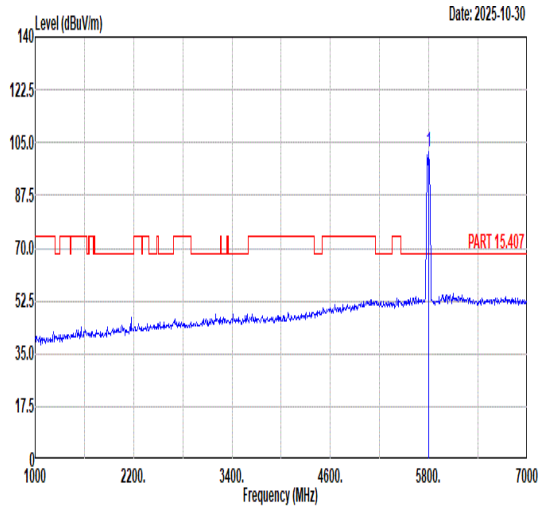 <br>Freq Level Limit Line Margin (dB) Read Level Ant Factor Cable Loss Preamp Factor APos TPos Remark<br>MHz dBuV/m dBuV/m dBuV dB/m dB dB cm deg<br>1 5795.00 101.76 ------ ------ 87.29 36.47 10.82 32.82 368 94 PEAK |
| Avg | Blank | 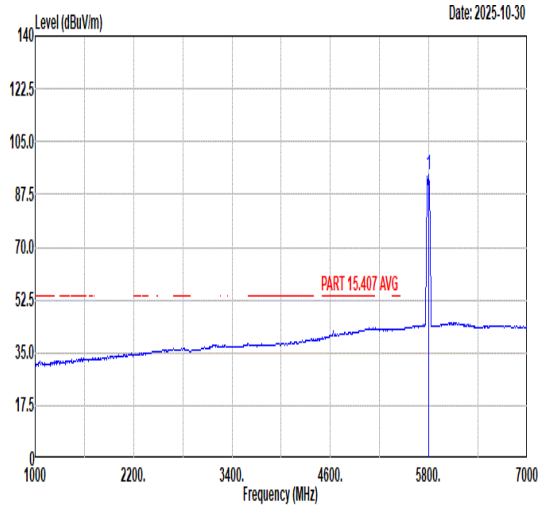 <br>Freq Level Limit Line Margin (dB) Read Level Ant Factor Cable Loss Preamp Factor APos TPos Remark<br>MHz dBuV/m dBuV/m dBuV dB/m dB dB cm deg<br>1 5795.00 93.96 ------ ------ 79.49 36.47 10.82 32.82 368 94 AVERAGE |

| Mode | 92 | |
|---|---|---|
| | Band Edge - R | |
| | U-NII-3_5.725-5.85_802.11n HT40_CH159_5795MHz | |
| ANT | 9+8 | |
| Pol. | Vertical | Fundamental |
| Peak | 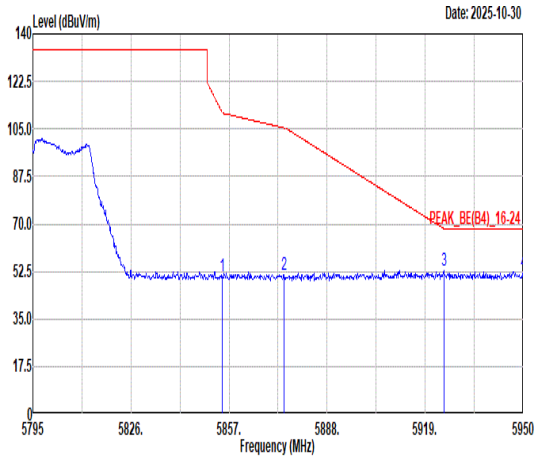 <br>Freq Level Limit Line Margin (dB) Read Level Ant Factor Cable Loss Preamp Factor APos TPos Remark<br>MHz dBuV/m dBuV/m dBuV dB/m dB dB cm deg<br>1 5854.83 50.75 111.19 -60.44 36.19 36.57 10.83 32.84 368 94 PEAK<br>2 5874.36 51.22 105.38 -54.16 36.63 36.60 10.84 32.85 368 94 PEAK<br>3 5924.89 52.94 68.28 -15.34 38.24 36.68 10.89 32.87 368 94 PEAK<br>4 5950.00 52.40 68.30 -15.90 37.64 36.72 10.92 32.88 368 94 PEAK | Blank |

| Mode | 92 | |
|---|---|---|
| | Harmonic | |
| | U-NII-3_5.725-5.85_802.11n HT40_CH159_5795MHz | |
| ANT | 9+8 | |
| Pol. | Horizontal | Vertical |
| Peak<br>Avg | 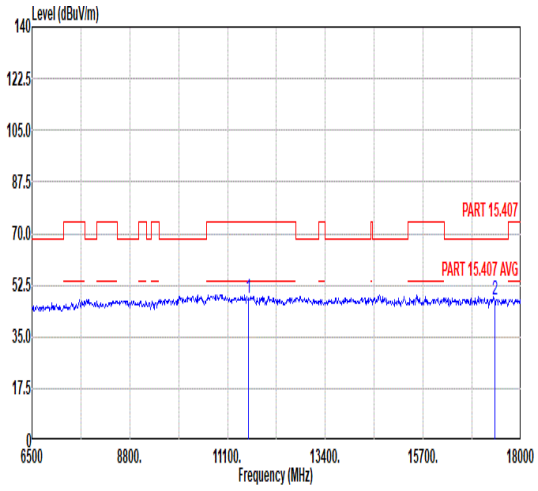 <br><br>Freq Level Limit Line Margin Read Level Ant Factor Cable Loss Preamp Factor APos TPos Remark<br>MHz dBuV/m dBuV/m dB dBuV dB/m dB dB cm deg<br>1 11590.00 47.83 74.00 -26.17 44.77 38.31 14.98 50.23 --- --- Peak<br>2 17385.00 47.53 68.30 -20.77 40.06 42.84 17.98 53.35 --- --- Peak | 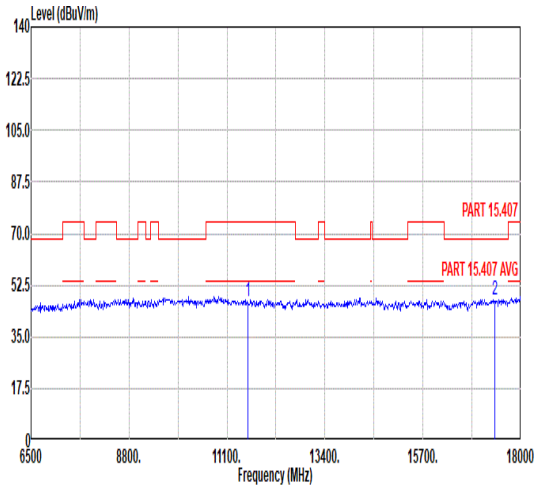 <br><br>Freq Level Limit Line Margin Read Level Ant Factor Cable Loss Preamp Factor APos TPos Remark<br>MHz dBuV/m dBuV/m dB dBuV dB/m dB dB cm deg<br>1 11590.00 47.07 74.00 -26.93 44.01 38.31 14.98 50.23 --- --- Peak<br>2 17385.00 47.59 68.30 -20.71 40.12 42.84 17.98 53.35 --- --- Peak |

| Mode | 93 | |
|---|---|---|
| | Band Edge - L | |
| | U-NII-3_5.725-5.85_ 802.11ac VHT80_CH155_5775MHz | |
| ANT | 9+8 | |
| Pol. | Horizontal | Fundamental |
| Peak | 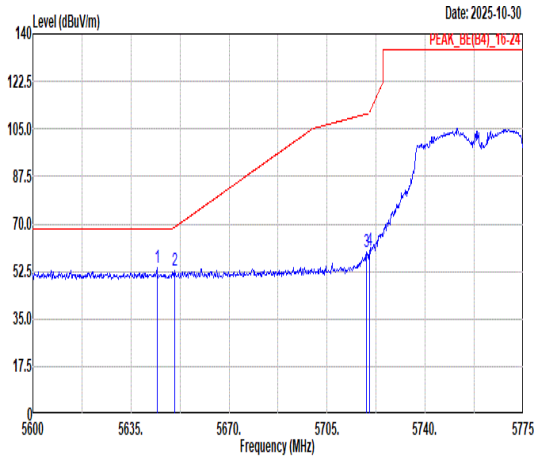 <br>Freq Level Limit Line Margin (dB) Read Level Ant Factor Cable Loss Preamp Factor APos TPos Remark<br>MHz dBuV/m dBuV/m dBuV dB/m dB dB cm deg<br>1 5644.28 53.69 68.30 -14.61 39.43 36.23 10.79 32.76 369 69 PEAK<br>2 5650.58 52.62 68.73 -16.11 38.33 36.24 10.81 32.76 369 69 PEAK<br>3 5719.00 59.49 110.52 -51.03 45.05 36.35 10.88 32.79 369 69 PEAK<br>4 5720.05 60.01 110.91 -50.90 45.57 36.35 10.88 32.79 369 69 PEAK | 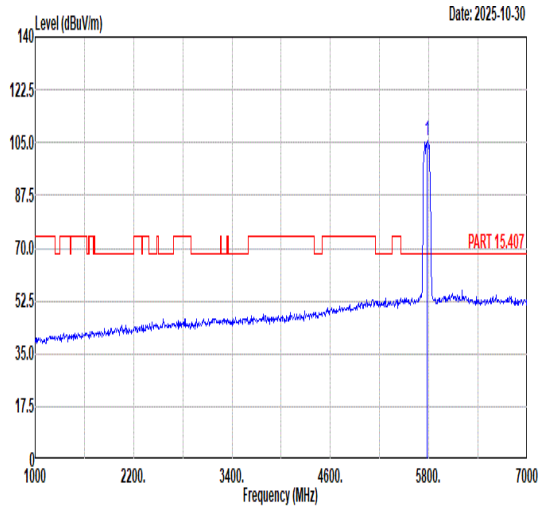 <br>Freq Level Limit Line Margin (dB) Read Level Ant Factor Cable Loss Preamp Factor APos TPos Remark<br>MHz dBuV/m dBuV/m dBuV dB/m dB dB cm deg<br>1 5775.00 105.43 ------ ------ 90.97 36.46 10.82 32.82 369 69 PEAK |
| Avg | Blank | 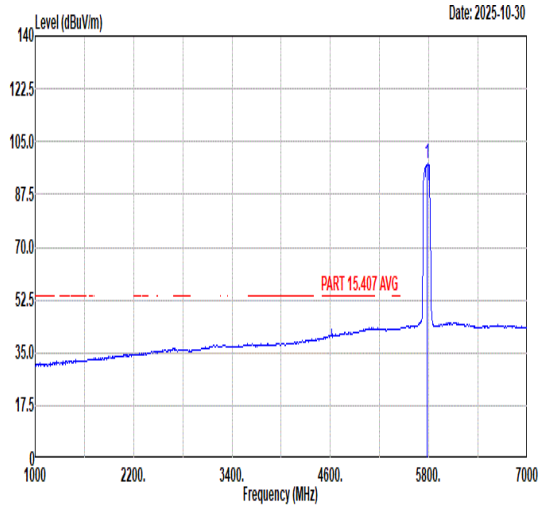 <br>Freq Level Limit Line Margin (dB) Read Level Ant Factor Cable Loss Preamp Factor APos TPos Remark<br>MHz dBuV/m dBuV/m dBuV dB/m dB dB cm deg<br>1 5775.00 97.92 ------ ------ 83.46 36.46 10.82 32.82 369 69 AVERAGE |

| Mode | 93 | |
|---|---|---|
| | Band Edge - R | |
| | U-NII-3_5.725-5.85_ 802.11ac VHT80_CH155_5775MHz | |
| ANT | 9+8 | |
| Pol. | Horizontal | Fundamental |
| Peak | 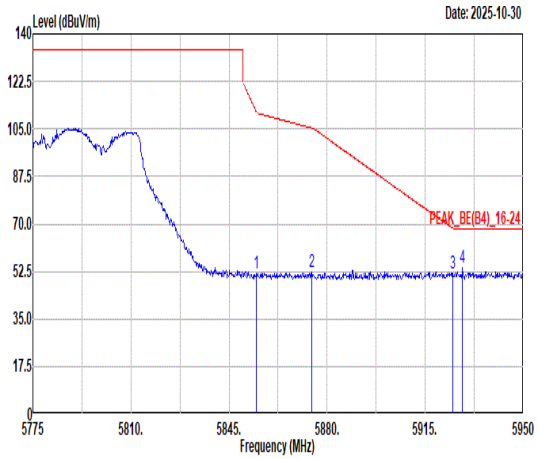 <br>Freq Level Limit Line Margin (dB) Read Level Ant Factor Cable Loss Preamp Factor APos TPos Remark<br>MHz dBuV/m dBuV/m dBuV dB/m dB dB cm deg<br>1 5854.80 51.95 111.26 -59.31 37.39 36.57 10.83 32.84 369 69 PEAK<br>2 5874.58 52.04 105.32 -53.28 37.45 36.60 10.84 32.85 369 69 PEAK<br>3 5924.80 51.53 68.35 -16.82 36.83 36.68 10.89 32.87 369 69 PEAK<br>4 5928.30 54.00 68.30 -14.30 39.29 36.69 10.89 32.87 369 69 PEAK | Blank |

| Mode | 93 |
|---|---|
| | Band Edge - L |
| | U-NII-3_5.725-5.85_ 802.11ac VHT80_CH155_5775MHz |
| ANT | 9+8 |

| Pol. | Vertical | Fundamental |
|---|---|---|
| Peak | 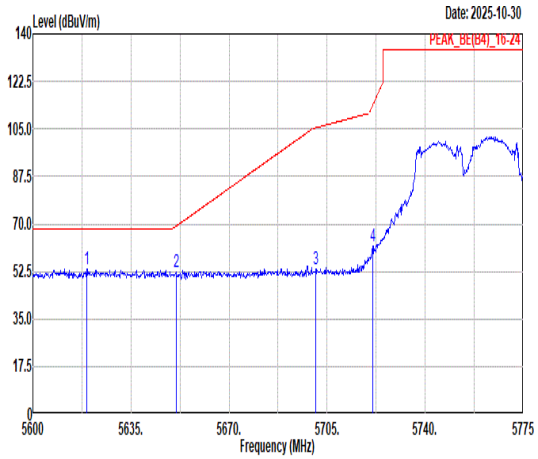 <br>Freq Level Limit Line Margin (dB) Read Level Ant Factor Cable Loss Preamp Factor APos TPos Remark<br>MHz dBuV/m dBuV/m dBuV dB/m dB dB cm deg<br>1 5619.25 53.60 68.30 -14.70 39.42 36.19 10.74 32.75 295 235 PEAK<br>2 5651.10 52.14 69.12 -16.98 37.85 36.24 10.81 32.76 295 235 PEAK<br>3 5700.98 53.26 105.47 -52.21 38.83 36.32 10.89 32.78 295 235 PEAK<br>4 5721.28 61.77 113.71 -51.94 47.33 36.35 10.88 32.79 295 235 PEAK | 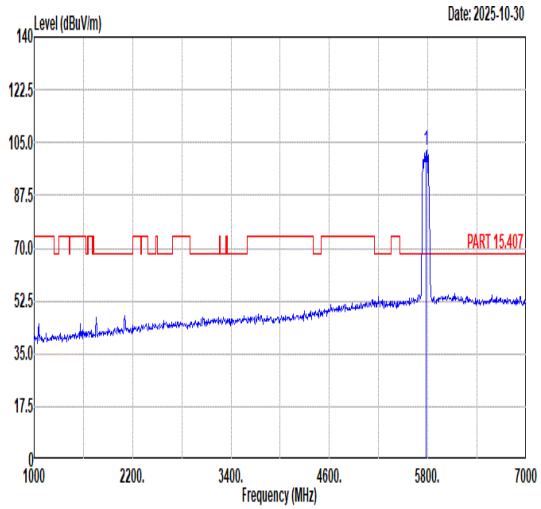 <br>Freq Level Limit Line Margin (dB) Read Level Ant Factor Cable Loss Preamp Factor APos TPos Remark<br>MHz dBuV/m dBuV/m dBuV dB/m dB dB cm deg<br>1 5775.00 102.31 ------ ------ 87.85 36.46 10.82 32.82 295 235 PEAK |
| Avg | Blank | 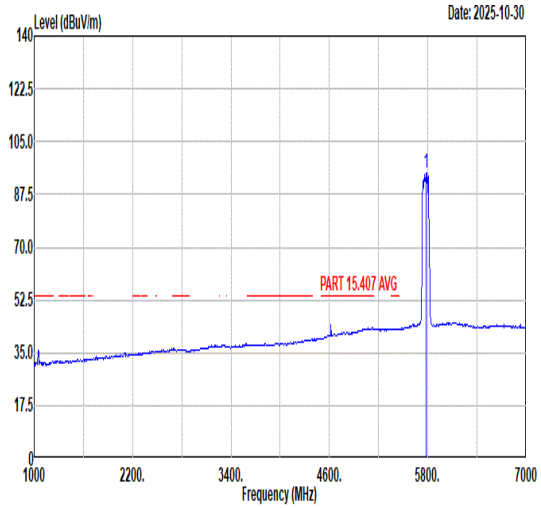 <br>Freq Level Limit Line Margin (dB) Read Level Ant Factor Cable Loss Preamp Factor APos TPos Remark<br>MHz dBuV/m dBuV/m dBuV dB/m dB dB cm deg<br>1 5775.00 94.64 ------ ------ 80.18 36.46 10.82 32.82 295 235 AVERAGE |

| Mode | 93 | |
|---|---|---|
| | Band Edge - R | |
| | U-NII-3_5.725-5.85_ 802.11ac VHT80_CH155_5775MHz | |
| ANT | 9+8 | |
| Pol. | Vertical | Fundamental |
| Peak | 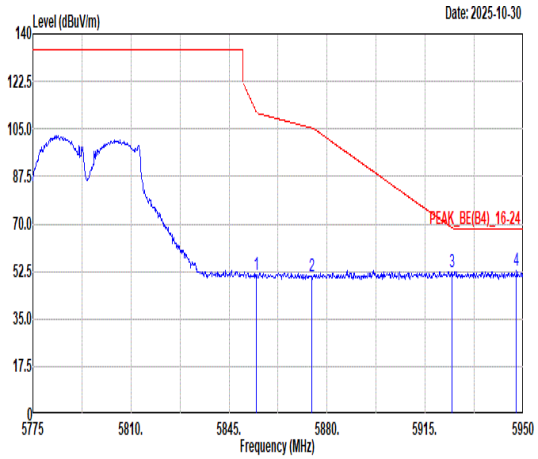 <br>Freq Level Limit Line Margin (dB) Read Level Ant Factor Cable Loss Preamp Factor APos TPos Remark<br>MHz dBuV/m dBuV/m dBuV dB/m dB dB cm deg<br>1 5854.80 51.27 111.26 -59.99 36.71 36.57 10.83 32.84 295 235 PEAK<br>2 5874.58 50.94 105.32 -54.38 36.35 36.60 10.84 32.85 295 235 PEAK<br>3 5924.63 52.53 68.48 -15.95 37.84 36.68 10.88 32.87 295 235 PEAK<br>4 5947.55 52.74 68.30 -15.56 37.98 36.72 10.92 32.88 295 235 PEAK | Blank |

| Mode | 94 | |
|---|---|---|
| | Band Edge | |
| | U-NII-3_5.725-5.85_802.11ax HE20_CH149_Full RU_5745MHz | |
| ANT | 9+8 | |
| Pol. | Horizontal | Fundamental |
| Peak | 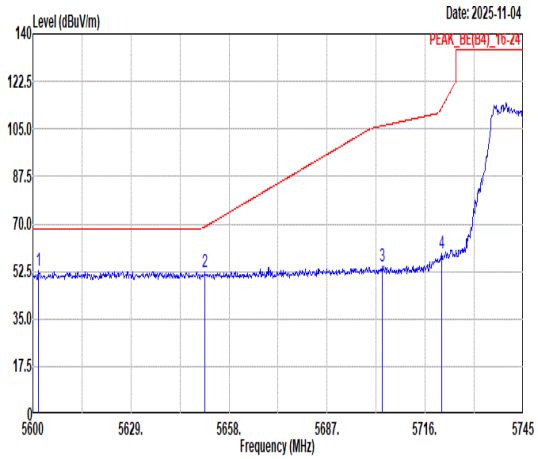 <br>Freq Level Limit Line Margin (dB) Read Level Ant Factor Cable Loss Preamp Factor APos TPos Remark<br>MHz dBuV/m dBuV/m dBuV dB/m dB dB cm deg<br>1 5601.74 52.97 68.30 -15.33 38.85 36.16 10.70 32.74 358 68 PEAK<br>2 5650.90 52.47 68.96 -16.49 38.18 36.24 10.81 32.76 358 68 PEAK<br>3 5703.24 54.46 106.11 -51.65 40.02 36.33 10.89 32.78 358 68 PEAK<br>4 5720.79 59.20 112.59 -53.39 44.76 36.35 10.88 32.79 358 68 PEAK | 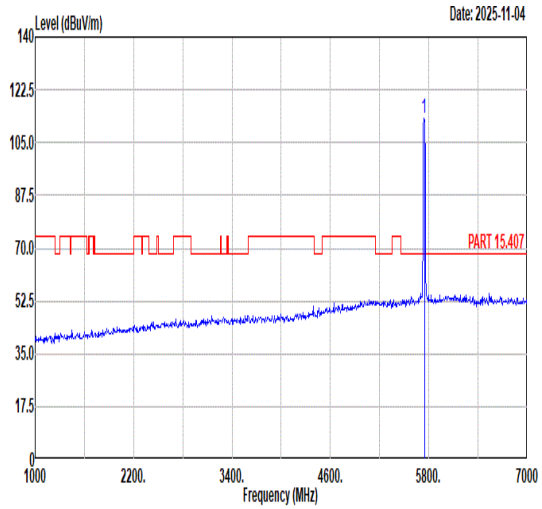 <br>Freq Level Limit Line Margin (dB) Read Level Ant Factor Cable Loss Preamp Factor APos TPos Remark<br>MHz dBuV/m dBuV/m dBuV dB/m dB dB cm deg<br>1 5745.00 112.81 ------ ------ 98.37 36.38 10.86 32.80 358 68 PEAK |
| Avg | Blank | 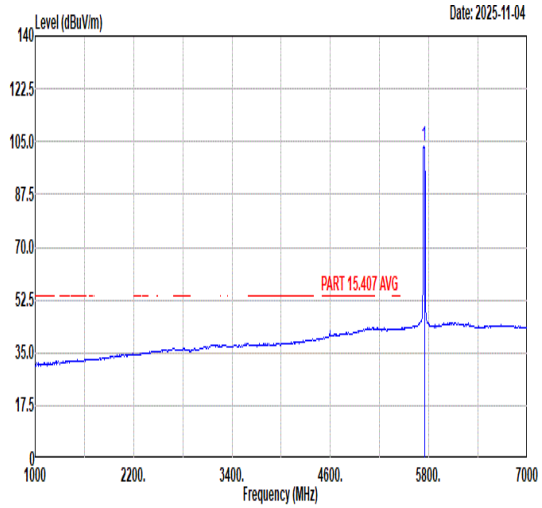 <br>Freq Level Limit Line Margin (dB) Read Level Ant Factor Cable Loss Preamp Factor APos TPos Remark<br>MHz dBuV/m dBuV/m dBuV dB/m dB dB cm deg<br>1 5745.00 103.29 ------ ------ 88.85 36.38 10.86 32.80 358 68 AVERAGE |

| Mode | 94 | |
|---|---|---|
| | Band Edge | |
| | U-NII-3_5.725-5.85_802.11ax HE20_CH149_Full RU_5745MHz | |
| ANT | 9+8 | |
| Pol. | Vertical | Fundamental |
| Peak | 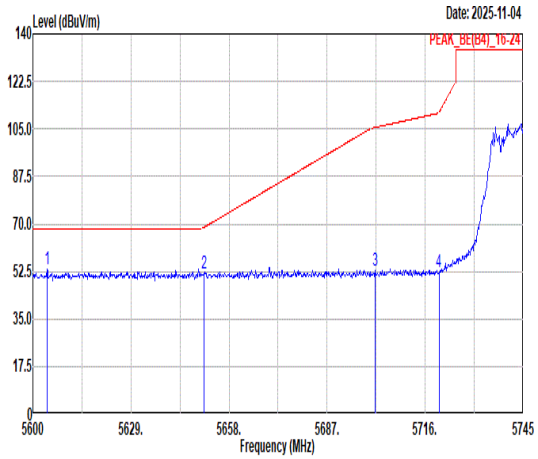 <br>Freq Level Limit Line Margin (dB) Read Level Ant Factor Cable Loss Preamp Factor APos TPos Remark<br>MHz dBuV/m dBuV/m dBuV dB/m dB dB cm deg<br>1 5604.21 53.32 68.30 -14.98 39.18 36.17 10.71 32.74 353 87 PEAK<br>2 5650.61 51.94 68.75 -16.81 37.65 36.24 10.81 32.76 353 87 PEAK<br>3 5701.21 52.73 105.54 -52.81 38.30 36.32 10.89 32.78 353 87 PEAK<br>4 5720.06 52.16 110.94 -58.78 37.72 36.35 10.88 32.79 353 87 PEAK | 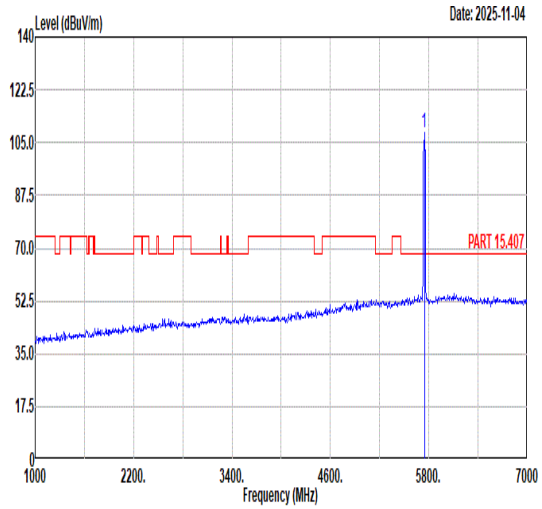 <br>Freq Level Limit Line Margin (dB) Read Level Ant Factor Cable Loss Preamp Factor APos TPos Remark<br>MHz dBuV/m dBuV/m dBuV dB/m dB dB cm deg<br>1 5745.00 108.13 ------ ------ 93.68 36.40 10.85 32.80 353 87 PEAK |
| Avg | Blank | 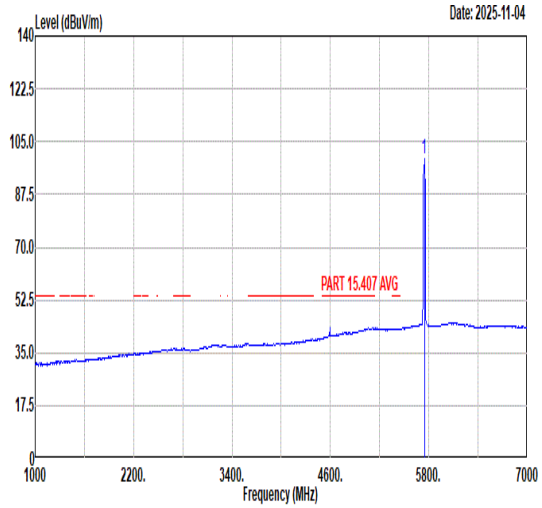 <br>Freq Level Limit Line Margin (dB) Read Level Ant Factor Cable Loss Preamp Factor APos TPos Remark<br>MHz dBuV/m dBuV/m dBuV dB/m dB dB cm deg<br>1 5745.00 99.34 ------ ------ 84.89 36.40 10.85 32.80 353 87 AVERAGE |

| Mode | 94 | |
|---|---|---|
| | Harmonic | |
| | U-NII-3_5.725-5.85_802.11ax HE20_CH149_Full RU_5745MHz | |
| ANT | 9+8 | |
| Pol. | Horizontal | Vertical |
| Peak<br>Avg | 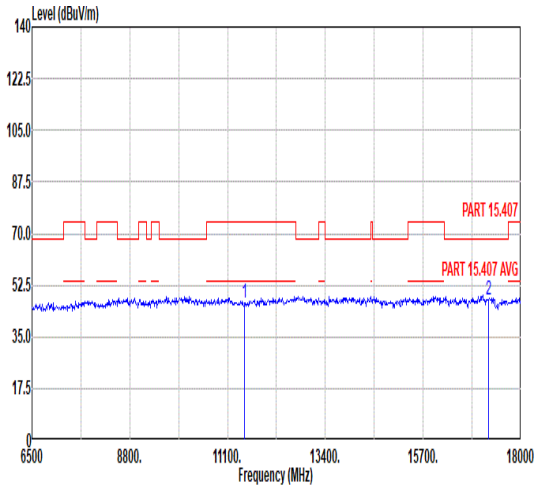 <br><br>Freq Level Limit Line Margin Read Level Ant Factor Cable Loss Preamp Factor APos TPos Remark<br>MHz dBuV/m dBuV/m dB dBuV dB/m dB dB cm deg<br>1 11490.00 46.72 74.00 -27.28 43.87 38.24 14.92 50.31 --- --- Peak<br>2 17235.00 47.29 68.30 -21.01 39.47 42.82 18.02 53.02 --- --- Peak | 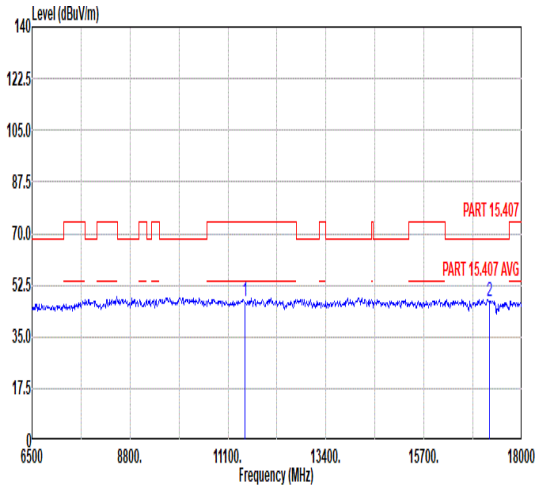 <br><br>Freq Level Limit Line Margin Read Level Ant Factor Cable Loss Preamp Factor APos TPos Remark<br>MHz dBuV/m dBuV/m dB dBuV dB/m dB dB cm deg<br>1 11490.00 46.90 74.00 -27.10 44.05 38.24 14.92 50.31 --- --- Peak<br>2 17235.00 46.86 68.30 -21.44 39.04 42.82 18.02 53.02 --- --- Peak |

| Mode | 95 | |
|---|---|---|
| | Harmonic | |
| | U-NII-3_5.725-5.85_802.11ax HE20_CH157_Full RU_5785MHz | |
| ANT | 9+8 | |
| Pol. | Horizontal | Vertical |
| Peak<br>Avg | 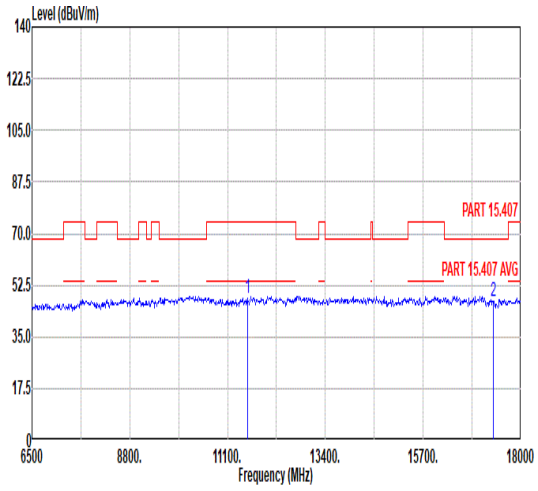 <br><br>Freq Level Limit Line Margin Read Level Ant Factor Cable Loss Preamp Factor APos TPos Remark<br>MHz dBuV/m dBuV/m dB dBuV dB/m dB dB cm deg<br>1 11570.00 47.95 74.00 -26.05 44.92 38.30 14.97 50.24 --- --- Peak<br>2 17355.00 47.15 68.30 -21.15 39.60 42.84 17.99 53.28 --- --- Peak | 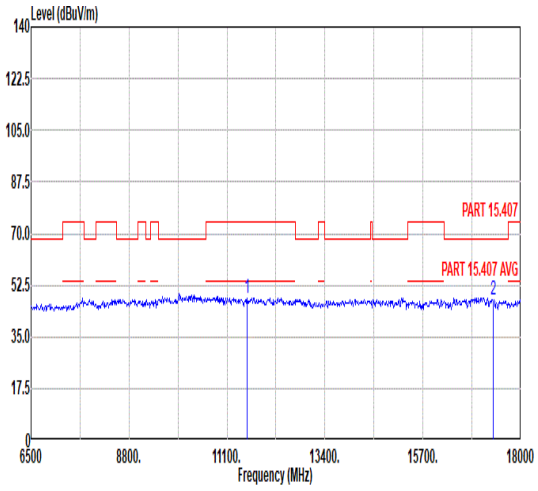 <br><br>Freq Level Limit Line Margin Read Level Ant Factor Cable Loss Preamp Factor APos TPos Remark<br>MHz dBuV/m dBuV/m dB dBuV dB/m dB dB cm deg<br>1 11570.00 47.90 74.00 -26.10 44.87 38.30 14.97 50.24 --- --- Peak<br>2 17355.00 47.63 68.30 -20.67 40.08 42.84 17.99 53.28 --- --- Peak |

| Mode | 96 | |
|---|---|---|
| | Band Edge | |
| | U-NII-3_5.725-5.85_802.11ax HE20_CH165_Full RU_5825MHz | |
| ANT | 9+8 | |
| Pol. | Horizontal | Fundamental |
| Peak | 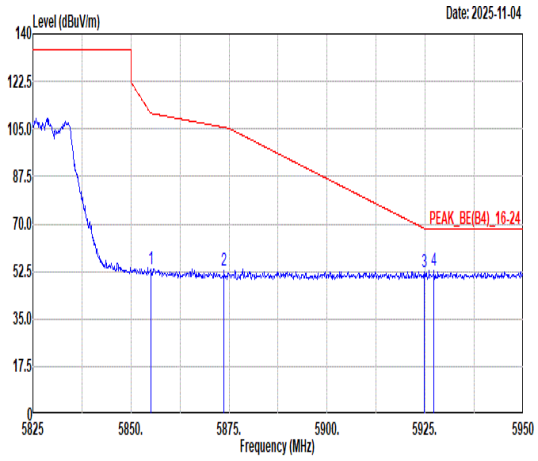 <br>Freq Level Limit Line Margin (dB) Read Level Ant Factor Cable Loss Preamp Factor APos TPos Remark<br>MHz dBuV/m dBuV/m dBuV dB/m dB dB cm deg<br>1 5855.00 53.10 110.80 -57.70 38.54 36.57 10.83 32.84 347 67 PEAK<br>2 5873.75 52.76 105.55 -52.79 38.17 36.60 10.84 32.85 347 67 PEAK<br>3 5924.75 52.47 68.38 -15.91 37.77 36.68 10.89 32.87 347 67 PEAK<br>4 5927.25 52.72 68.30 -15.58 38.02 36.68 10.89 32.87 347 67 PEAK | 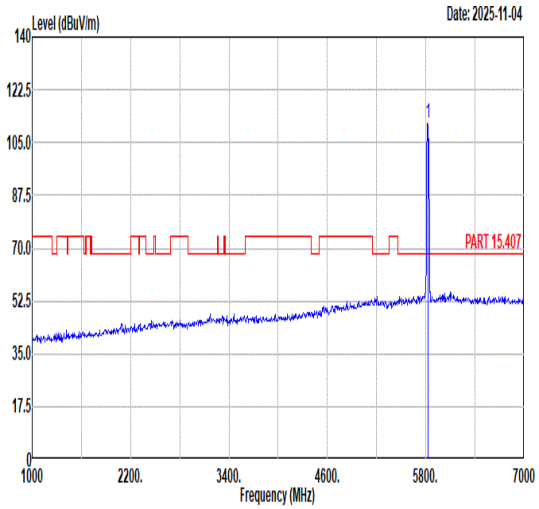 <br>Freq Level Limit Line Margin (dB) Read Level Ant Factor Cable Loss Preamp Factor APos TPos Remark<br>MHz dBuV/m dBuV/m dBuV dB/m dB dB cm deg<br>1 5825.00 111.67 ------ ------ 97.17 36.51 10.82 32.83 347 67 PEAK |
| Avg | Blank | 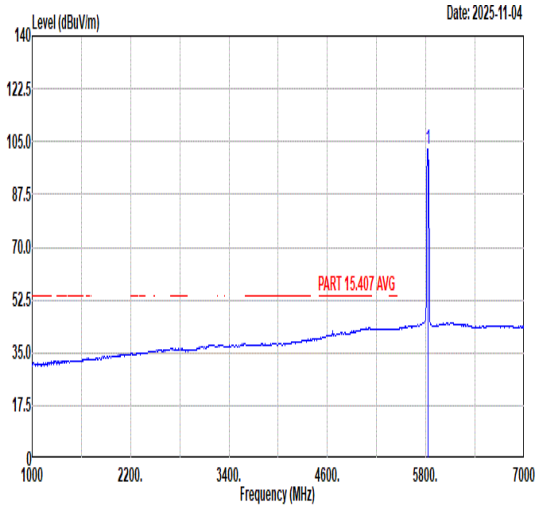 <br>Freq Level Limit Line Margin (dB) Read Level Ant Factor Cable Loss Preamp Factor APos TPos Remark<br>MHz dBuV/m dBuV/m dBuV dB/m dB dB cm deg<br>1 5825.00 102.72 ------ ------ 88.22 36.51 10.82 32.83 347 67 AVERAGE |

| Mode | 96 | |
|---|---|---|
| | Band Edge | |
| | U-NII-3_5.725-5.85_802.11ax HE20_CH165_Full RU_5825MHz | |
| ANT | 9+8 | |
| Pol. | Vertical | Fundamental |
| Peak | 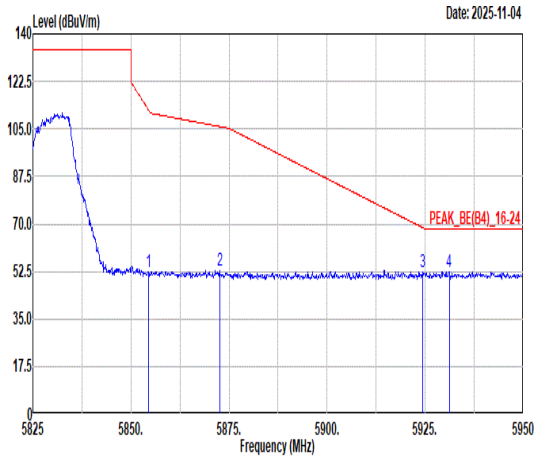 <br>Freq Level Limit Line Margin (dB) Read Level Ant Factor Cable Loss Preamp Factor APos TPos Remark<br>MHz dBuV/m dBuV/m dBuV dB/m dB dB cm deg<br>1 5854.50 52.32 111.94 -59.62 37.76 36.57 10.83 32.84 355 231 PEAK<br>2 5872.63 52.91 105.86 -52.95 38.32 36.60 10.84 32.85 355 231 PEAK<br>3 5924.38 52.28 68.66 -16.38 37.59 36.68 10.88 32.87 355 231 PEAK<br>4 5931.13 52.53 68.30 -15.77 37.81 36.69 10.90 32.87 355 231 PEAK | 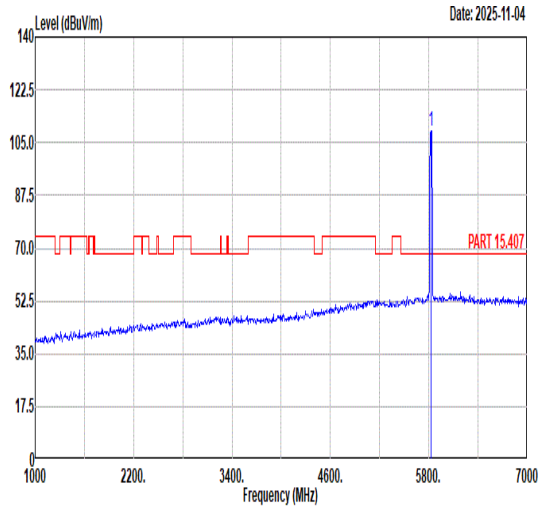 <br>Freq Level Limit Line Margin (dB) Read Level Ant Factor Cable Loss Preamp Factor APos TPos Remark<br>MHz dBuV/m dBuV/m dBuV dB/m dB dB cm deg<br>1 5825.00 108.98 ------ ------ 94.45 36.53 10.83 32.83 355 231 PEAK |
| Avg | Blank | 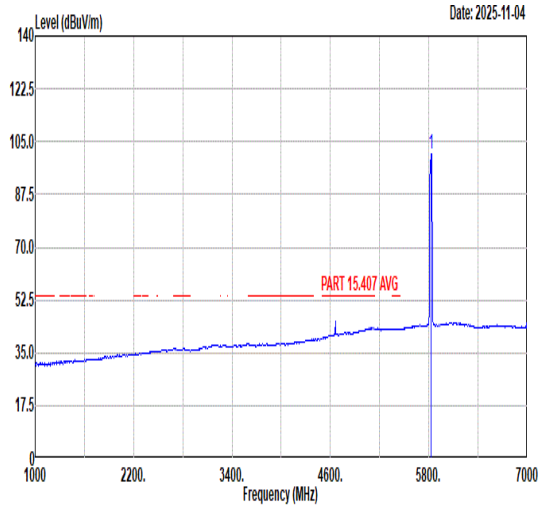 <br>Freq Level Limit Line Margin (dB) Read Level Ant Factor Cable Loss Preamp Factor APos TPos Remark<br>MHz dBuV/m dBuV/m dBuV dB/m dB dB cm deg<br>1 5825.00 101.05 ------ ------ 86.52 36.53 10.83 32.83 355 231 AVERAGE |

| Mode | 96 | |
|---|---|---|
| | Harmonic | |
| | U-NII-3_5.725-5.85_802.11ax HE20_CH165_Full RU_5825MHz | |
| ANT | 9+8 | |
| Pol. | Horizontal | Vertical |
| Peak<br>Avg | 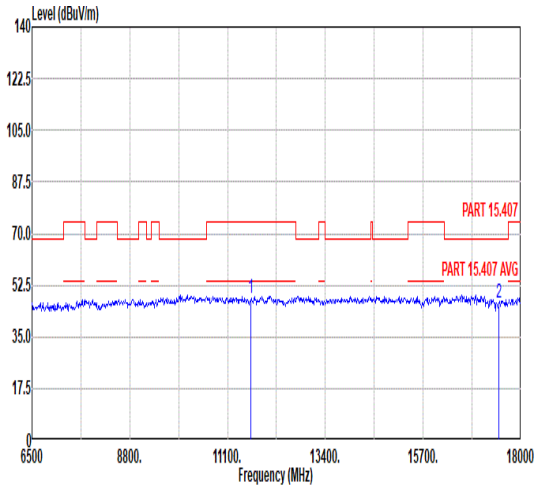 <br>Freq Level Limit Line Margin Read Level Ant Factor Cable Loss Preamp Factor APos TPos Remark<br>MHz dBuV/m dBuV/m dB dBuV dB/m dB dB cm deg<br>1 11650.00 47.98 74.00 -26.02 44.79 38.35 15.02 50.18 --- --- Peak<br>2 17475.00 46.57 68.30 -21.73 39.30 42.85 17.96 53.54 --- --- Peak | 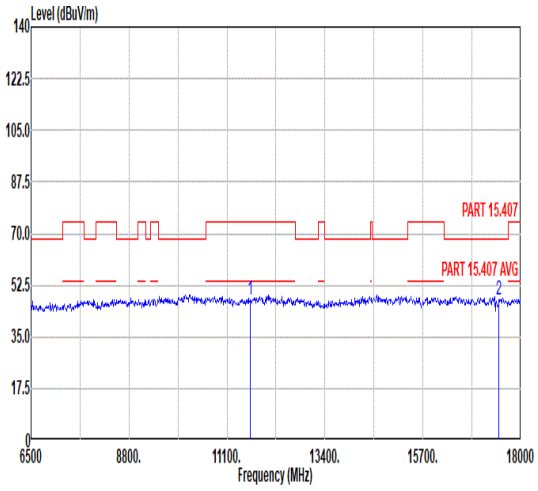 <br>Freq Level Limit Line Margin Read Level Ant Factor Cable Loss Preamp Factor APos TPos Remark<br>MHz dBuV/m dBuV/m dB dBuV dB/m dB dB cm deg<br>1 11650.00 47.41 74.00 -26.59 44.22 38.35 15.02 50.18 --- --- Peak<br>2 17475.00 47.64 68.30 -20.66 40.37 42.85 17.96 53.54 --- --- Peak |

| Mode | 97 | |
|---|---|---|
| | Band Edge - L | |
| | U-NII-3_5.725-5.85_802.11ax HE40_CH151_Full RU_5755MHz | |
| ANT | 9+8 | |
| Pol. | Horizontal | Fundamental |
| Peak | 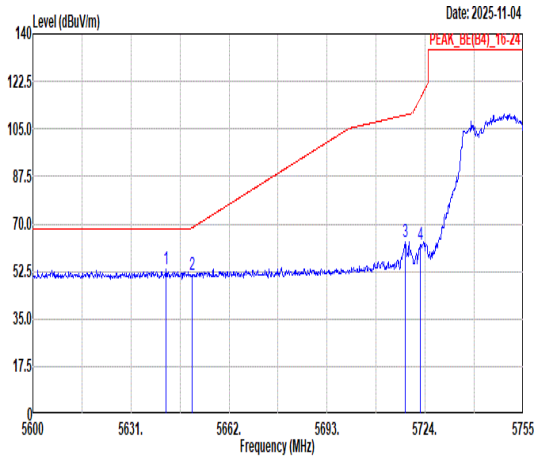 <br>Freq Level Limit Line Margin (dB) Read Level Ant Factor Cable Loss Preamp Factor APos TPos Remark<br>MHz dBuV/m dBuV/m dBuV dB/m dB dB cm deg<br>1 5642.16 53.14 68.30 -15.16 38.88 36.23 10.79 32.76 356 68 PEAK<br>2 5650.38 51.27 68.58 -17.31 36.98 36.24 10.81 32.76 356 68 PEAK<br>3 5717.80 63.58 110.18 -46.60 49.14 36.35 10.88 32.79 356 68 PEAK<br>4 5722.45 62.24 116.39 -54.15 47.79 36.36 10.88 32.79 356 68 PEAK | 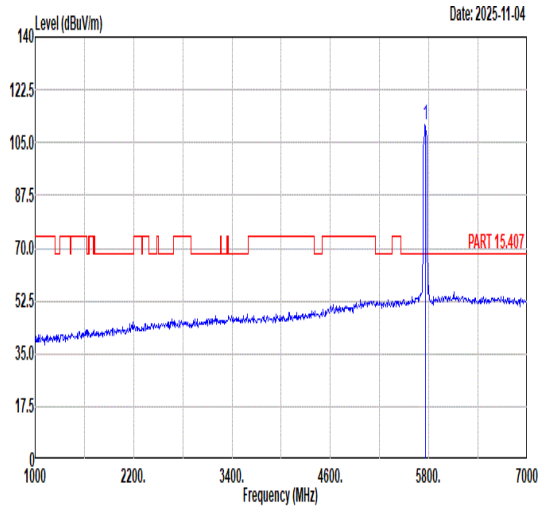 <br>Freq Level Limit Line Margin (dB) Read Level Ant Factor Cable Loss Preamp Factor APos TPos Remark<br>MHz dBuV/m dBuV/m dBuV dB/m dB dB cm deg<br>1 5755.00 111.17 ------ ------ 96.72 36.40 10.85 32.80 356 68 PEAK |
| Avg | Blank | 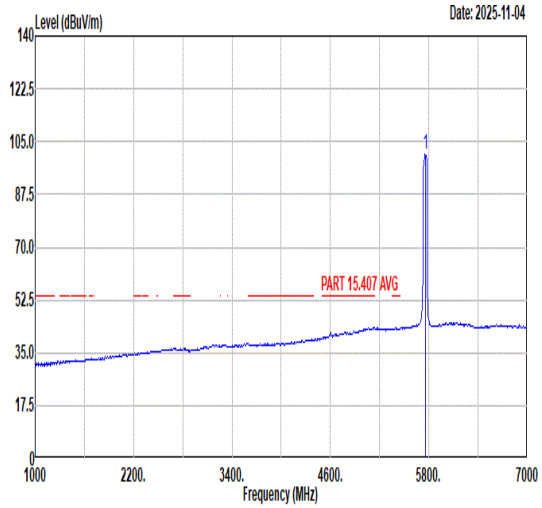 <br>Freq Level Limit Line Margin (dB) Read Level Ant Factor Cable Loss Preamp Factor APos TPos Remark<br>MHz dBuV/m dBuV/m dBuV dB/m dB dB cm deg<br>1 5755.00 101.03 ------ ------ 86.58 36.40 10.85 32.80 356 68 AVERAGE |

| Mode | 97 | |
|---|---|---|
| | Band Edge - R | |
| | U-NII-3_5.725-5.85_802.11ax HE40_CH151_Full RU_5755MHz | |
| ANT | 9+8 | |
| Pol. | Horizontal | Fundamental |
| Peak | 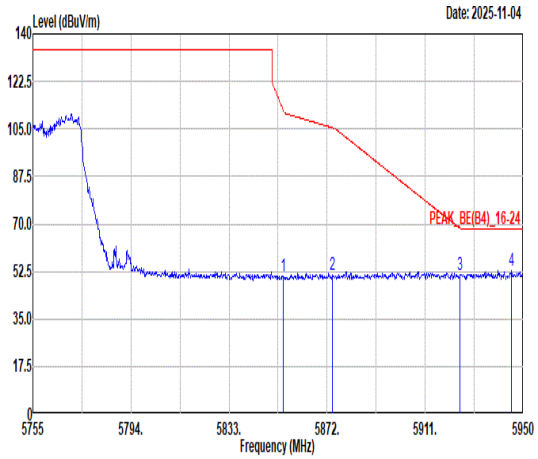 <br>Freq Level Limit Line Margin (dB) Read Level Ant Factor Cable Loss Preamp Factor APos TPos Remark<br>MHz dBuV/m dBuV/m dBuV dB/m dB dB cm deg<br>1 5854.65 50.69 111.61 -60.92 36.13 36.57 10.83 32.84 356 68 PEAK<br>2 5873.95 51.39 105.49 -54.10 36.80 36.60 10.84 32.85 356 68 PEAK<br>3 5924.85 51.29 68.31 -17.02 36.59 36.68 10.89 32.87 356 68 PEAK<br>4 5945.32 52.84 68.30 -15.46 38.09 36.71 10.92 32.88 356 68 PEAK | Blank |

| Mode | 97 | |
|---|---|---|
| | Band Edge - L | |
| | U-NII-3_5.725-5.85_802.11ax HE40_CH151_Full RU_5755MHz | |
| ANT | 9+8 | |
| Pol. | Vertical | Fundamental |
| Peak | 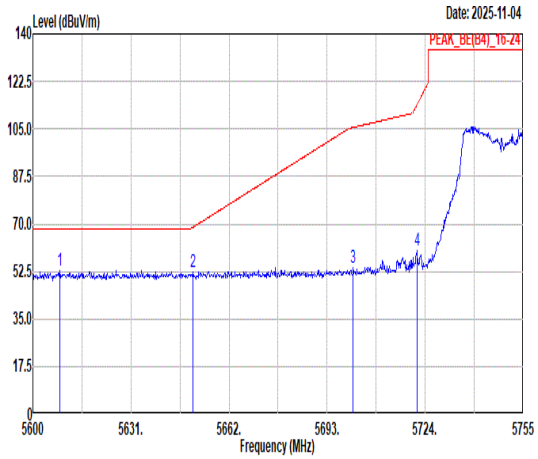 <br>Freq Level Limit Line Margin (dB) Read Level Ant Factor Cable Loss Preamp Factor APos TPos Remark<br>MHz dBuV/m dBuV/m dBuV dB/m dB dB cm deg<br>1 5608.53 52.72 68.30 -15.58 38.58 36.17 10.71 32.74 355 86 PEAK<br>2 5650.69 52.12 68.81 -16.69 37.83 36.24 10.81 32.76 355 86 PEAK<br>3 5701.22 53.92 105.54 -51.62 39.49 36.32 10.89 32.78 355 86 PEAK<br>4 5721.37 60.32 113.91 -53.59 45.88 36.35 10.88 32.79 355 86 PEAK | 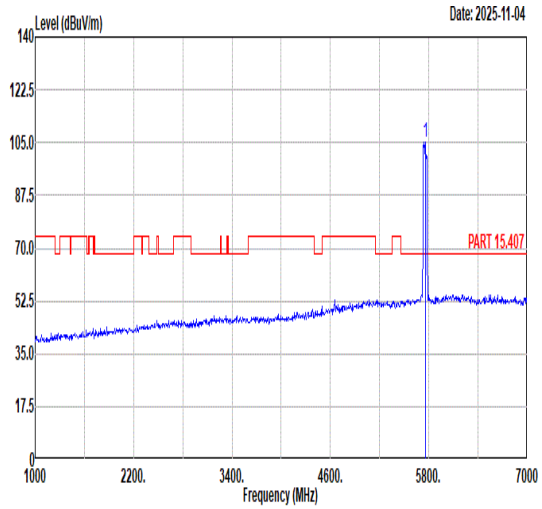 <br>Freq Level Limit Line Margin (dB) Read Level Ant Factor Cable Loss Preamp Factor APos TPos Remark<br>MHz dBuV/m dBuV/m dBuV dB/m dB dB cm deg<br>1 5755.00 105.22 ------ ------ 90.78 36.38 10.86 32.80 355 86 PEAK |
| Avg | Blank | 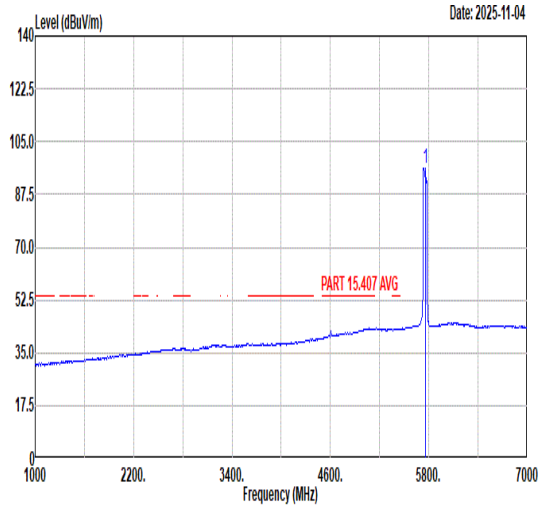 <br>Freq Level Limit Line Margin (dB) Read Level Ant Factor Cable Loss Preamp Factor APos TPos Remark<br>MHz dBuV/m dBuV/m dBuV dB/m dB dB cm deg<br>1 5755.00 96.36 ------ ------ 81.92 36.38 10.86 32.80 355 86 AVERAGE |

| | | |
|---|---|---|
| Mode | 97 | |
| | Band Edge - R | |
| | U-NII-3_5.725-5.85_802.11ax HE40_CH151_Full RU_5755MHz | |
| ANT | 9+8 | |
| Pol. | Vertical | Fundamental |
| Peak | 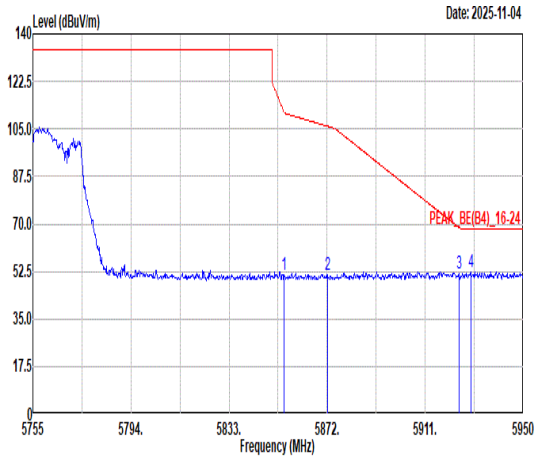 <br>Freq Level Limit Line Margin (dB) Read Level Ant Factor Cable Loss Preamp Factor APos TPos Remark<br>MHz dBuV/m dBuV/m dBuV dB/m dB dB cm deg<br>1 5854.84 51.27 111.17 -59.90 36.71 36.57 10.83 32.84 355 86 PEAK<br>2 5872.20 51.32 105.98 -54.66 36.73 36.60 10.84 32.85 355 86 PEAK<br>3 5924.46 51.81 68.60 -16.79 37.12 36.68 10.88 32.87 355 86 PEAK<br>4 5929.14 52.36 68.30 -15.94 37.65 36.69 10.89 32.87 355 86 PEAK | Blank |

| Mode | 97 | |
|---|---|---|
| | Harmonic | |
| | U-NII-3_5.725-5.85_802.11ax HE40_CH151_Full RU_5755MHz | |
| ANT | 9+8 | |
| Pol. | Horizontal | Vertical |
| Peak<br>Avg | 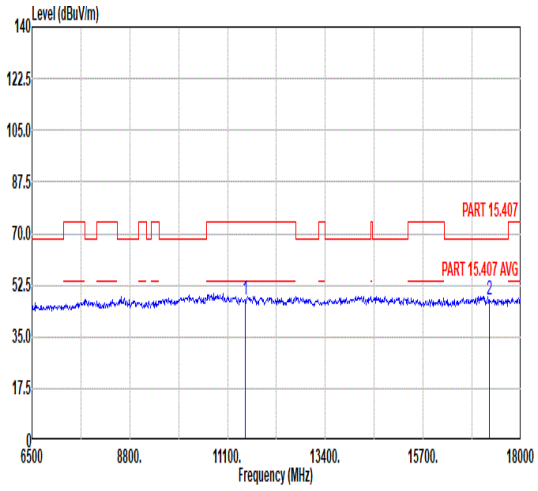 <br>Freq Level Limit Line Margin Read Level Ant Factor Cable Loss Preamp Factor APos TPos Remark<br>MHz dBuV/m dBuV/m dB dBuV dB/m dB dB cm deg<br>1 11510.00 47.37 74.00 -26.63 44.47 38.26 14.93 50.29 --- --- Peak<br>2 17265.00 47.77 68.30 -20.53 40.00 42.83 18.02 53.08 --- --- Peak | 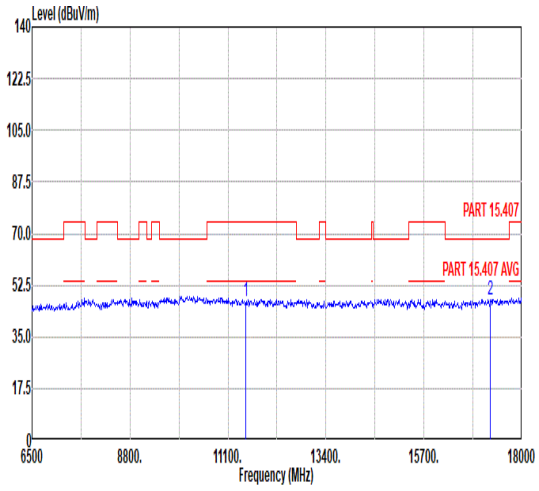 <br>Freq Level Limit Line Margin Read Level Ant Factor Cable Loss Preamp Factor APos TPos Remark<br>MHz dBuV/m dBuV/m dB dBuV dB/m dB dB cm deg<br>1 11510.00 47.17 74.00 -26.83 44.27 38.26 14.93 50.29 --- --- Peak<br>2 17265.00 47.34 68.30 -20.96 39.57 42.83 18.02 53.08 --- --- Peak |

| Mode | 98 | |
|---|---|---|
| | Band Edge - L | |
| | U-NII-3_5.725-5.85_802.11ax HE40_CH159_Full RU_5795MHz | |
| ANT | 9+8 | |
| Pol. | Horizontal | Fundamental |
| Peak | 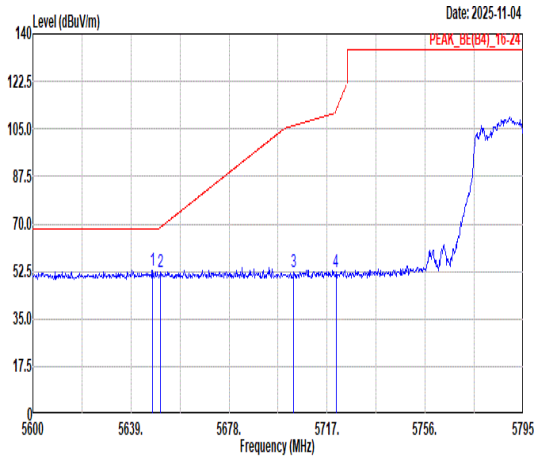 <br>Freq Level Limit Line Margin (dB) Read Level Ant Factor Cable Loss Preamp Factor APos TPos Remark<br>MHz dBuV/m dBuV/m dBuV dB/m dB dB cm deg<br>1 5647.58 53.09 68.30 -15.21 38.81 36.24 10.80 32.76 367 69 PEAK<br>2 5650.70 52.05 68.82 -16.77 37.76 36.24 10.81 32.76 367 69 PEAK<br>3 5703.74 52.42 106.25 -53.83 37.98 36.33 10.89 32.78 367 69 PEAK<br>4 5720.51 52.34 111.96 -59.62 37.90 36.35 10.88 32.79 367 69 PEAK | 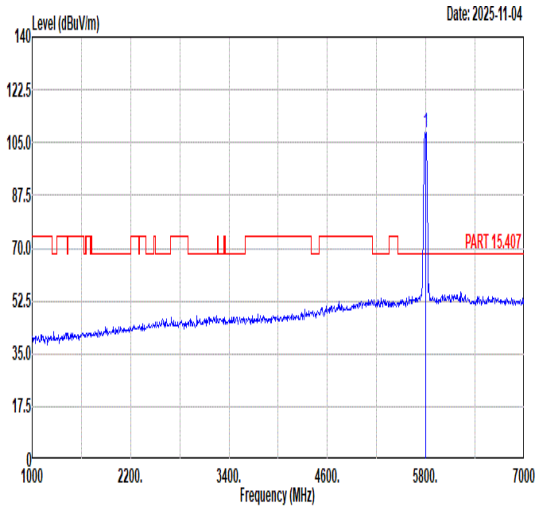 <br>Freq Level Limit Line Margin (dB) Read Level Ant Factor Cable Loss Preamp Factor APos TPos Remark<br>MHz dBuV/m dBuV/m dBuV dB/m dB dB cm deg<br>1 5795.00 108.43 ------ ------ 93.97 36.46 10.82 32.82 367 69 PEAK |
| Avg | Blank | 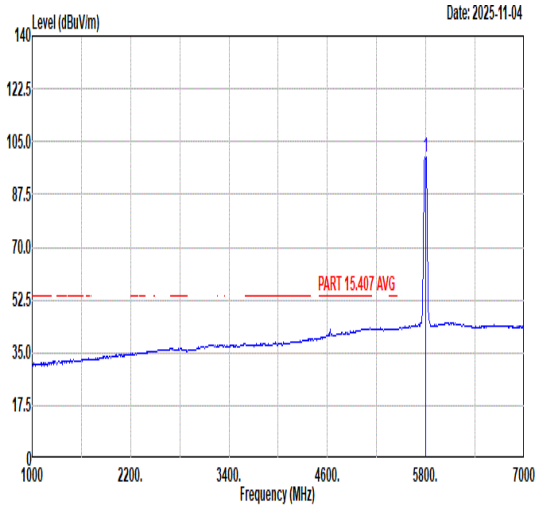 <br>Freq Level Limit Line Margin (dB) Read Level Ant Factor Cable Loss Preamp Factor APos TPos Remark<br>MHz dBuV/m dBuV/m dBuV dB/m dB dB cm deg<br>1 5795.00 99.83 ------ ------ 85.37 36.46 10.82 32.82 367 69 AVERAGE |

| Mode | 98 | |
|---|---|---|
| | Band Edge - R | |
| | U-NII-3_5.725-5.85_802.11ax HE40_CH159_Full RU_5795MHz | |
| ANT | 9+8 | |
| Pol. | Horizontal | Fundamental |
| Peak | 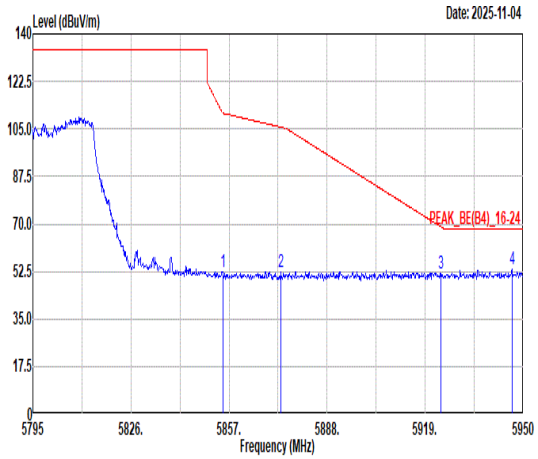 <br>Freq Level Limit Line Margin (dB) Read Level Ant Factor Cable Loss Preamp Factor APos TPos Remark<br>MHz dBuV/m dBuV/m dBuV dB/m dB dB cm deg<br>1 5854.99 52.25 110.83 -58.58 37.69 36.57 10.83 32.84 367 69 PEAK<br>2 5873.28 52.26 105.68 -53.42 37.67 36.60 10.84 32.85 367 69 PEAK<br>3 5923.96 51.75 68.97 -17.22 37.06 36.68 10.88 32.87 367 69 PEAK<br>4 5946.44 53.59 68.30 -14.71 38.84 36.71 10.92 32.88 367 69 PEAK | Blank |

| Mode | 98 |
|---|---|
| | Band Edge - L |
| | U-NII-3_5.725-5.85_802.11ax HE40_CH159_Full RU_5795MHz |
| ANT | 9+8 |

| Pol. | Vertical | Fundamental |
|---|---|---|
| Peak | 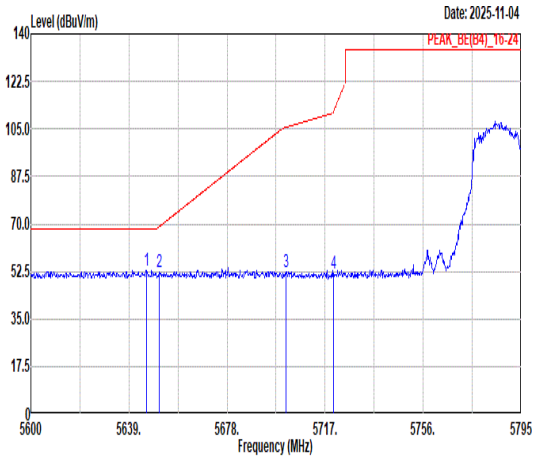 <br>Freq Level Limit Line Margin (dB) Read Level Ant Factor Cable Loss Preamp Factor APos TPos Remark<br>MHz dBuV/m dBuV/m dBuV dB/m dB dB cm deg<br>1 5646.02 52.99 68.30 -15.31 38.72 36.23 10.80 32.76 325 238 PEAK<br>2 5651.09 52.05 69.11 -17.06 37.76 36.24 10.81 32.76 325 238 PEAK<br>3 5701.60 52.23 105.65 -53.42 37.80 36.32 10.89 32.78 325 238 PEAK<br>4 5720.32 51.58 111.52 -59.94 37.14 36.35 10.88 32.79 325 238 PEAK | 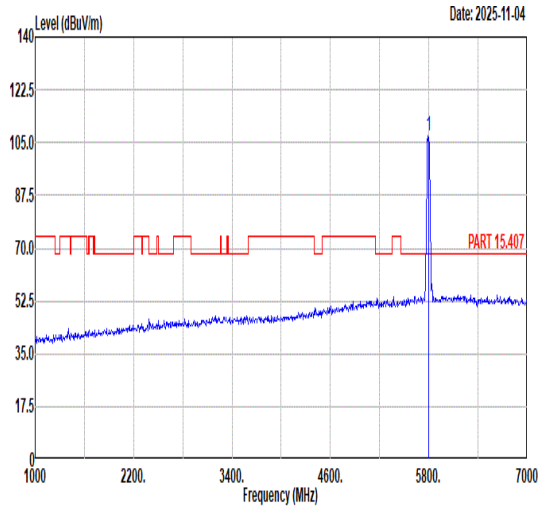 <br>Freq Level Limit Line Margin (dB) Read Level Ant Factor Cable Loss Preamp Factor APos TPos Remark<br>MHz dBuV/m dBuV/m dBuV dB/m dB dB cm deg<br>1 5795.00 107.28 ------ ------ 92.82 36.46 10.82 32.82 325 238 PEAK |
| Avg | Blank | 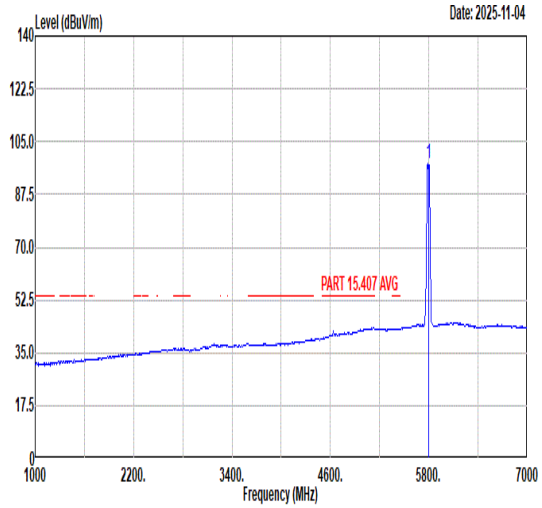 <br>Freq Level Limit Line Margin (dB) Read Level Ant Factor Cable Loss Preamp Factor APos TPos Remark<br>MHz dBuV/m dBuV/m dBuV dB/m dB dB cm deg<br>1 5795.00 97.53 ------ ------ 83.07 36.46 10.82 32.82 325 238 AVERAGE |

| | | |
|---|---|---|
| Mode | 98 | |
| | Band Edge - R | |
| | U-NII-3_5.725-5.85_802.11ax HE40_CH159_Full RU_5795MHz | |
| ANT | 9+8 | |
| Pol. | Vertical | Fundamental |
| Peak | 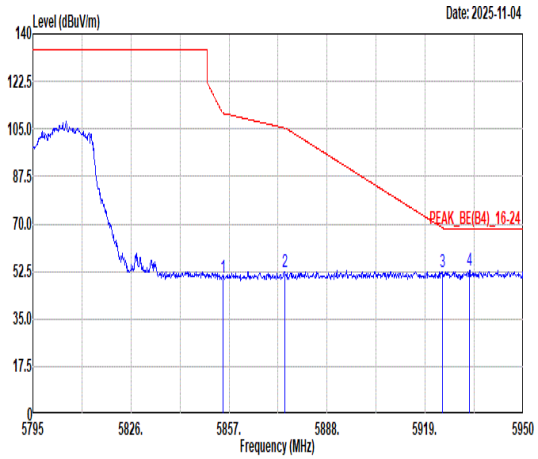 <br>Freq / Level / Limit Line / Margin (dB) / Read Level / Ant Factor / Cable Loss / Preamp Factor / APos / TPos / Remark<br>MHz / dBuV/m / dBuV/m / dBuV / dB/m / dB / dB / cm / deg<br>1 5854.99 50.31 110.83 -60.52 35.75 36.57 10.83 32.84 325 238 PEAK<br>2 5874.67 52.21 105.29 -53.08 37.62 36.60 10.84 32.85 325 238 PEAK<br>3 5924.58 52.34 68.51 -16.17 37.65 36.68 10.88 32.87 325 238 PEAK<br>4 5932.95 52.99 68.30 -15.31 38.27 36.69 10.90 32.87 325 238 PEAK | Blank |

| Mode | 98 | |
|---|---|---|
| | Harmonic | |
| | U-NII-3_5.725-5.85_802.11ax HE40_CH159_Full RU_5795MHz | |
| ANT | 9+8 | |
| Pol. | Horizontal | Vertical |
| Peak<br>Avg | 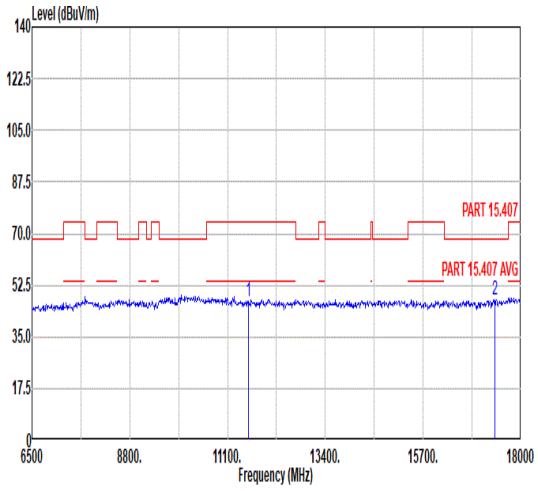 <br>Freq Level Limit Line Margin Read Level Ant Factor Cable Loss Preamp Factor APos TPos Remark<br>MHz dBuV/m dBuV/m dB dBuV dB/m dB dB cm deg<br>1 11590.00 47.16 74.00 -26.84 44.10 38.31 14.98 50.23 --- --- Peak<br>2 17385.00 47.57 68.30 -20.73 40.10 42.84 17.98 53.35 --- --- Peak | 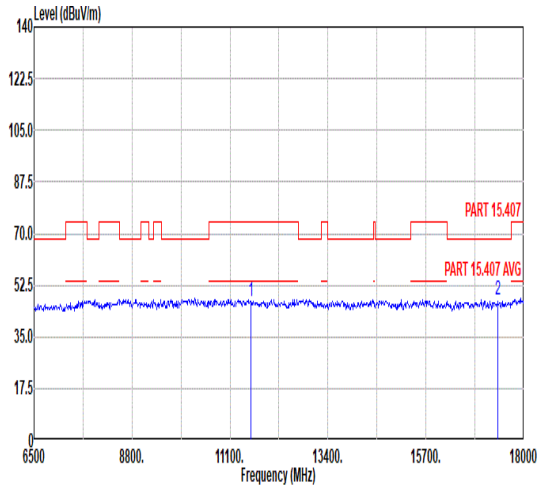 <br>Freq Level Limit Line Margin Read Level Ant Factor Cable Loss Preamp Factor APos TPos Remark<br>MHz dBuV/m dBuV/m dB dBuV dB/m dB dB cm deg<br>1 11590.00 47.21 74.00 -26.79 44.15 38.31 14.98 50.23 --- --- Peak<br>2 17385.00 47.56 68.30 -20.74 40.09 42.84 17.98 53.35 --- --- Peak |

| Mode | 99 | |
|---|---|---|
| | Band Edge - L | |
| | U-NII-3_5.725-5.85_802.11ax HE80_CH155_Full RU_5775MHz | |
| ANT | 9+8 | |
| Pol. | Horizontal | Fundamental |
| Peak | 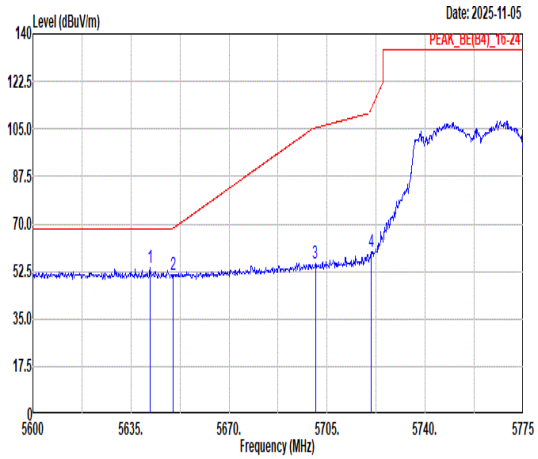 <br>Freq Level Limit Line Margin (dB) Read Level Ant Factor Cable Loss Preamp Factor APos TPos Remark<br>MHz dBuV/m dBuV/m dBuV dB/m dB dB cm deg<br>1 5641.83 53.64 68.30 -14.66 39.38 36.23 10.79 32.76 376 81 PEAK<br>2 5650.05 51.25 68.34 -17.09 36.96 36.24 10.81 32.76 376 81 PEAK<br>3 5700.80 55.30 105.42 -50.12 40.87 36.32 10.89 32.78 376 81 PEAK<br>4 5720.75 59.77 112.51 -52.74 45.33 36.35 10.88 32.79 376 81 PEAK | 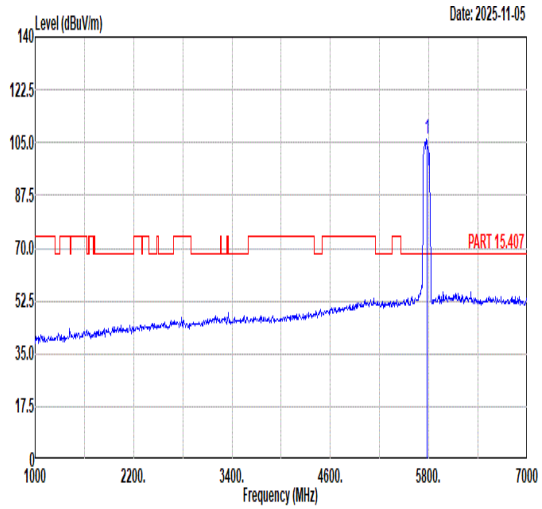 <br>Freq Level Limit Line Margin (dB) Read Level Ant Factor Cable Loss Preamp Factor APos TPos Remark<br>MHz dBuV/m dBuV/m dBuV dB/m dB dB cm deg<br>1 5775.00 106.23 ------ ------ 91.77 36.43 10.84 32.81 376 81 PEAK |
| Avg | Blank | 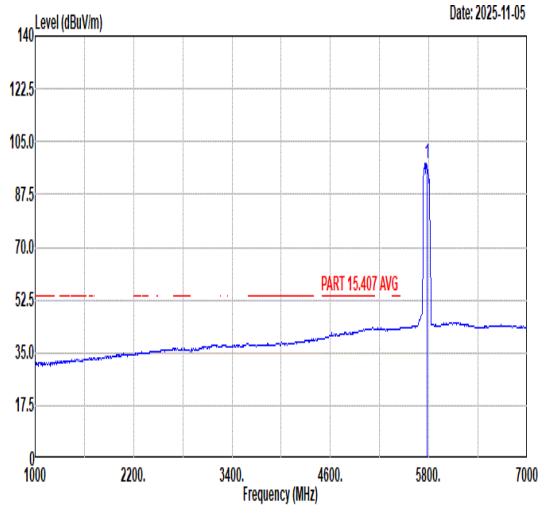 <br>Freq Level Limit Line Margin (dB) Read Level Ant Factor Cable Loss Preamp Factor APos TPos Remark<br>MHz dBuV/m dBuV/m dBuV dB/m dB dB cm deg<br>1 5775.00 97.61 ------ ------ 83.16 36.40 10.85 32.80 376 81 AVERAGE |

| | | |
|---|---|---|
| Mode | 99 | |
| | Band Edge - R | |
| | U-NII-3_5.725-5.85_802.11ax HE80_CH155_Full RU_5775MHz | |
| ANT | 9+8 | |
| Pol. | Horizontal | Fundamental |
| Peak | 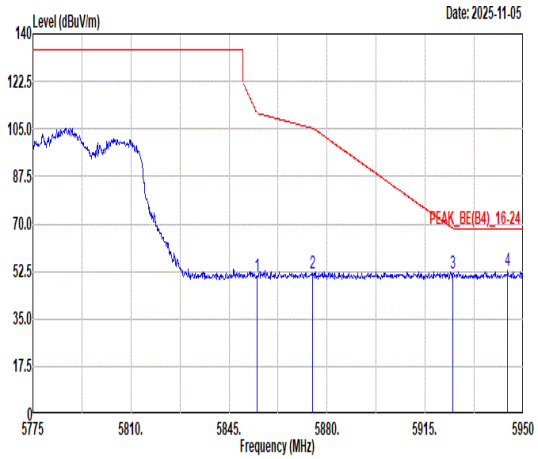 <br>Freq Level Limit Line Margin (dB) Read Level Ant Factor Cable Loss Preamp Factor APos TPos Remark<br>MHz dBuV/m dBuV/m dBuV dB/m dB dB cm deg<br>1 5854.98 50.83 110.86 -60.03 36.27 36.57 10.83 32.84 376 81 PEAK<br>2 5874.75 51.60 105.27 -53.67 37.01 36.60 10.84 32.85 376 81 PEAK<br>3 5924.80 52.02 68.35 -16.33 37.32 36.68 10.89 32.87 376 81 PEAK<br>4 5944.40 52.91 68.30 -15.39 38.16 36.71 10.92 32.88 376 81 PEAK | Blank |

| Mode | 99 | |
|---|---|---|
| | Band Edge - L | |
| | U-NII-3_5.725-5.85_802.11ax HE80_CH155_Full RU_5775MHz | |
| ANT | 9+8 | |
| Pol. | Vertical | Fundamental |
| Peak | 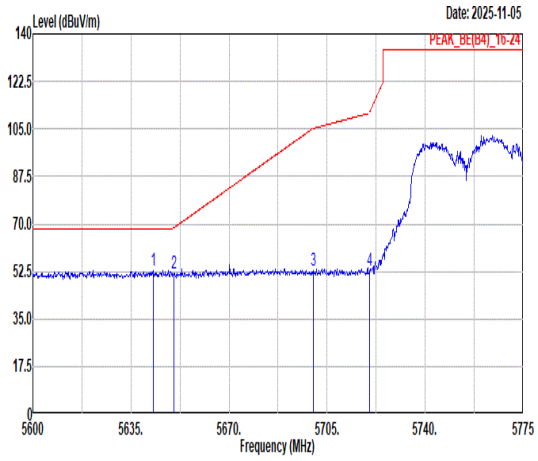 <br>Freq Level Limit Line Margin (dB) Read Level Ant Factor Cable Loss Preamp Factor APos TPos Remark<br>MHz dBuV/m dBuV/m dBuV dB/m dB dB cm deg<br>1 5642.88 52.76 68.30 -15.54 38.50 36.23 10.79 32.76 342 232 PEAK<br>2 5650.40 51.85 68.60 -16.75 37.56 36.24 10.81 32.76 342 232 PEAK<br>3 5700.10 52.98 105.23 -52.25 38.55 36.32 10.89 32.78 342 232 PEAK<br>4 5720.23 53.06 111.31 -58.25 38.62 36.35 10.88 32.79 342 232 PEAK | 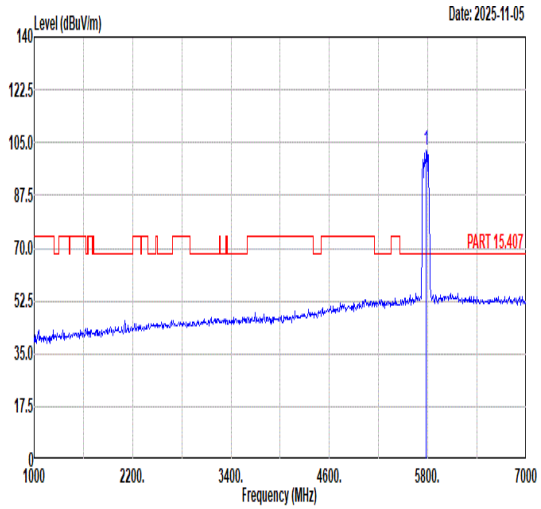 <br>Freq Level Limit Line Margin (dB) Read Level Ant Factor Cable Loss Preamp Factor APos TPos Remark<br>MHz dBuV/m dBuV/m dBuV dB/m dB dB cm deg<br>1 5775.00 102.29 ------ ------ 87.82 36.45 10.83 32.81 342 232 PEAK |
| Avg | Blank | 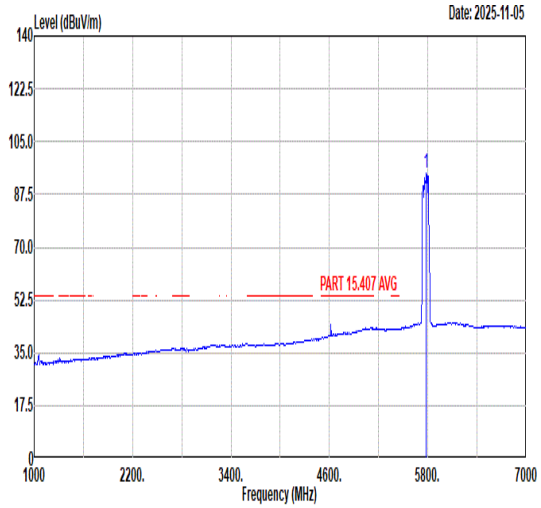 <br>Freq Level Limit Line Margin (dB) Read Level Ant Factor Cable Loss Preamp Factor APos TPos Remark<br>MHz dBuV/m dBuV/m dBuV dB/m dB dB cm deg<br>1 5775.00 94.42 ------ ------ 79.95 36.45 10.83 32.81 342 232 AVERAGE |

| Mode | 99 | |
|---|---|---|
| | Band Edge - R | |
| | U-NII-3_5.725-5.85_802.11ax HE80_CH155_Full RU_5775MHz | |
| ANT | 9+8 | |
| Pol. | Vertical | Fundamental |
| Peak | 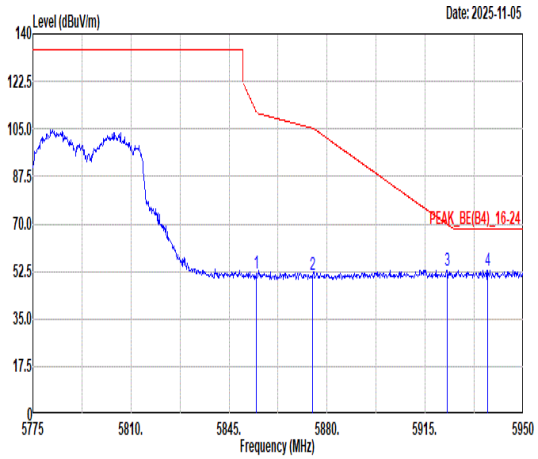 <br>Freq Level Limit Line Margin (dB) Read Level Ant Factor Cable Loss Preamp Factor APos TPos Remark<br>MHz dBuV/m dBuV/m dBuV dB/m dB dB cm deg<br>1 5854.63 52.00 111.65 -59.65 37.44 36.57 10.83 32.84 342 232 PEAK<br>2 5874.75 51.44 105.27 -53.83 36.85 36.60 10.84 32.85 342 232 PEAK<br>3 5922.88 52.86 69.77 -16.91 38.17 36.68 10.88 32.87 342 232 PEAK<br>4 5937.23 52.87 68.30 -15.43 38.14 36.70 10.90 32.87 342 232 PEAK | Blank |

| Mode | 100 | |
|---|---|---|
| | Band Edge | |
| | U-NII-3_5.725-5.85_802.11ax HE20_CH149_Partial RU 52/37_5745MHz | |
| ANT | 9+8 | |
| Pol. | Horizontal | Fundamental |
| Peak | 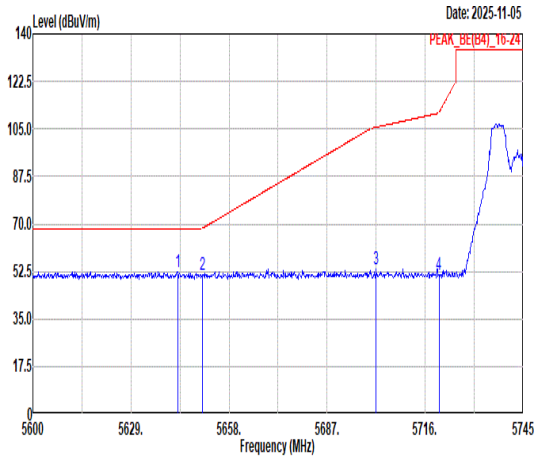 <br>Freq Level Limit Line Margin (dB) Read Level Ant Factor Cable Loss Preamp Factor APos TPos Remark<br>MHz dBuV/m dBuV/m dBuV dB/m dB dB cm deg<br>1 5642.78 52.41 68.30 -15.89 38.15 36.23 10.79 32.76 356 66 PEAK<br>2 5650.03 51.38 68.32 -16.94 37.09 36.24 10.81 32.76 356 66 PEAK<br>3 5701.50 53.15 105.62 -52.47 38.72 36.32 10.89 32.78 356 66 PEAK<br>4 5720.06 51.12 110.94 -59.82 36.68 36.35 10.88 32.79 356 66 PEAK | 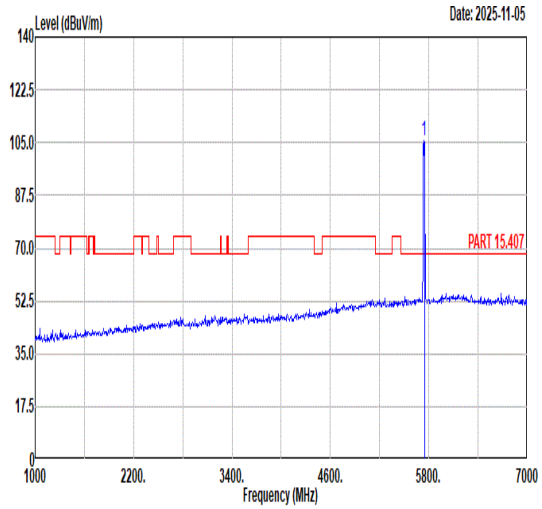 <br>Freq Level Limit Line Margin (dB) Read Level Ant Factor Cable Loss Preamp Factor APos TPos Remark<br>MHz dBuV/m dBuV/m dBuV dB/m dB dB cm deg<br>1 5745.00 105.90 ------ ------ 91.46 36.38 10.86 32.80 356 66 PEAK |
| Avg | Blank | 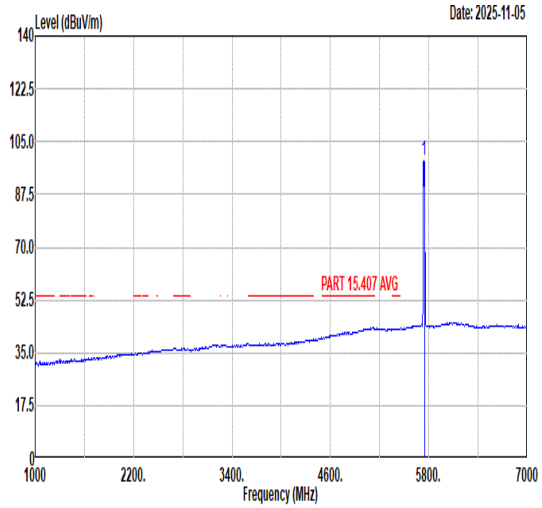 <br>Freq Level Limit Line Margin (dB) Read Level Ant Factor Cable Loss Preamp Factor APos TPos Remark<br>MHz dBuV/m dBuV/m dBuV dB/m dB dB cm deg<br>1 5745.00 98.90 ------ ------ 84.46 36.38 10.86 32.80 356 66 AVERAGE |

| Mode | 100 | |
|---|---|---|
| | Band Edge | |
| | U-NII-3_5.725-5.85_802.11ax HE20_CH149_Partial RU 52/37_5745MHz | |
| ANT | 9+8 | |
| Pol. | Vertical | Fundamental |
| Peak | 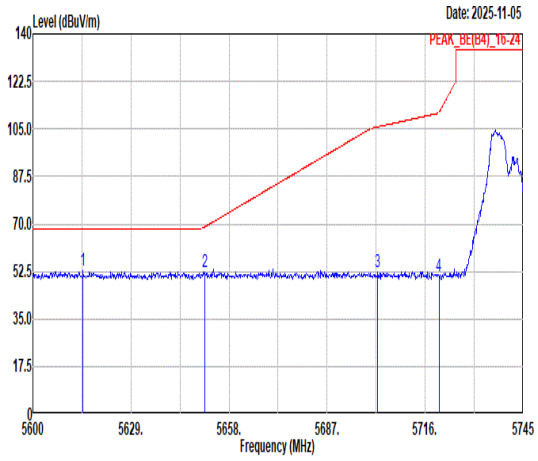 <br>Freq Level Limit Line Margin (dB) Read Level Ant Factor Cable Loss Preamp Factor APos TPos Remark<br>MHz dBuV/m dBuV/m dBuV dB/m dB dB cm deg<br>1 5614.79 52.61 68.30 -15.69 38.45 36.18 10.73 32.75 349 236 PEAK<br>2 5650.75 52.38 68.86 -16.48 38.09 36.24 10.81 32.76 349 236 PEAK<br>3 5701.94 52.17 105.74 -53.57 37.74 36.32 10.89 32.78 349 236 PEAK<br>4 5720.06 50.82 110.94 -60.12 36.38 36.35 10.88 32.79 349 236 PEAK | 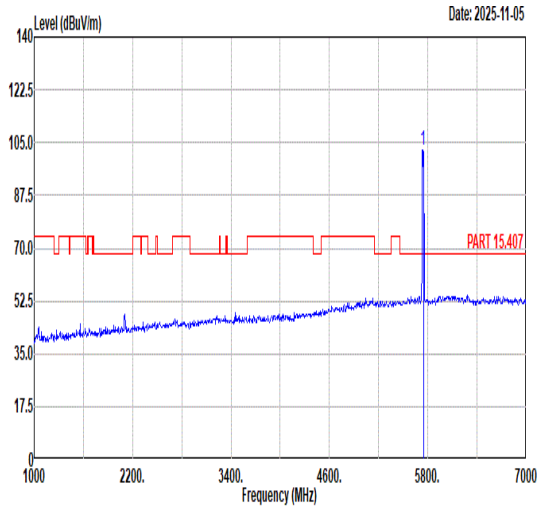 <br>Freq Level Limit Line Margin (dB) Read Level Ant Factor Cable Loss Preamp Factor APos TPos Remark<br>MHz dBuV/m dBuV/m dBuV dB/m dB dB cm deg<br>1 5745.00 102.75 ------ ------ 88.30 36.37 10.87 32.79 349 236 PEAK |
| Avg | Blank | 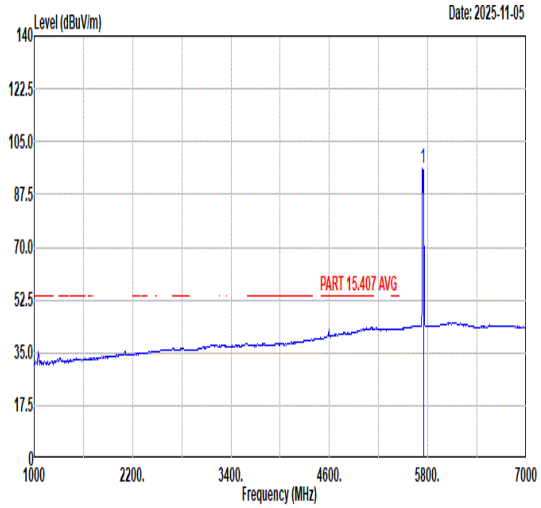 <br>Freq Level Limit Line Margin (dB) Read Level Ant Factor Cable Loss Preamp Factor APos TPos Remark<br>MHz dBuV/m dBuV/m dBuV dB/m dB dB cm deg<br>1 5745.00 95.91 ------ ------ 81.46 36.37 10.87 32.79 349 236 AVERAGE |

| Mode | 101 | |
|---|---|---|
| | Band Edge | |
| | U-NII-3_5.725-5.85_802.11ax HE20_CH165_Partial RU 52/40_5825MHz | |
| ANT | 9+8 | |
| Pol. | Horizontal | Fundamental |
| Peak | 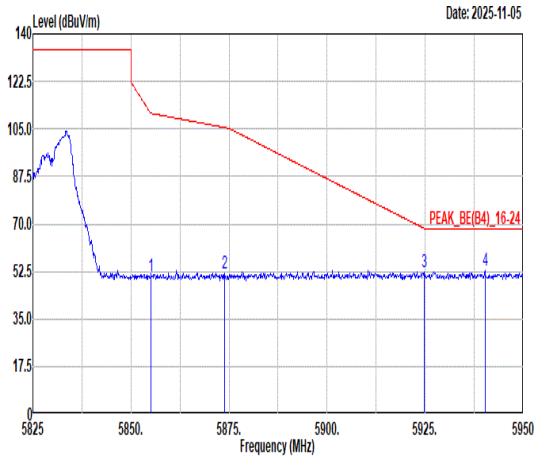 <br>Freq Level Limit Line Margin (dB) Read Level Ant Factor Cable Loss Preamp Factor APos TPos Remark<br>MHz dBuV/m dBuV/m dBuV dB/m dB dB cm deg<br>1 5855.00 50.58 110.80 -60.22 36.02 36.57 10.83 32.84 362 75 PEAK<br>2 5873.88 51.82 105.51 -53.69 37.23 36.60 10.84 32.85 362 75 PEAK<br>3 5924.75 52.29 68.38 -16.09 37.59 36.68 10.89 32.87 362 75 PEAK<br>4 5940.25 52.94 68.30 -15.36 38.21 36.70 10.91 32.88 362 75 PEAK | 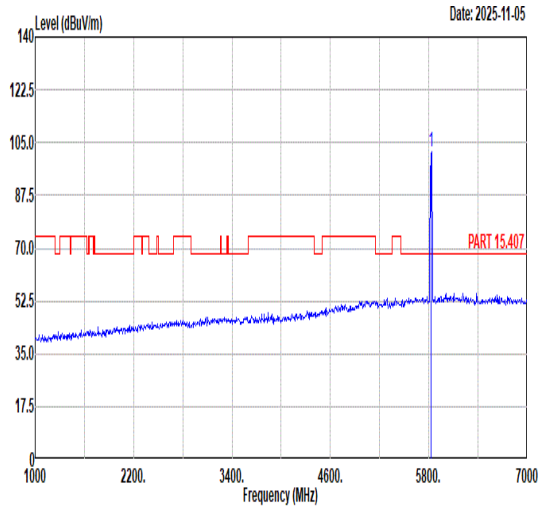 <br>Freq Level Limit Line Margin (dB) Read Level Ant Factor Cable Loss Preamp Factor APos TPos Remark<br>MHz dBuV/m dBuV/m dBuV dB/m dB dB cm deg<br>1 5825.00 102.21 ------ ------ 87.67 36.54 10.83 32.83 362 75 PEAK |
| Avg | Blank | 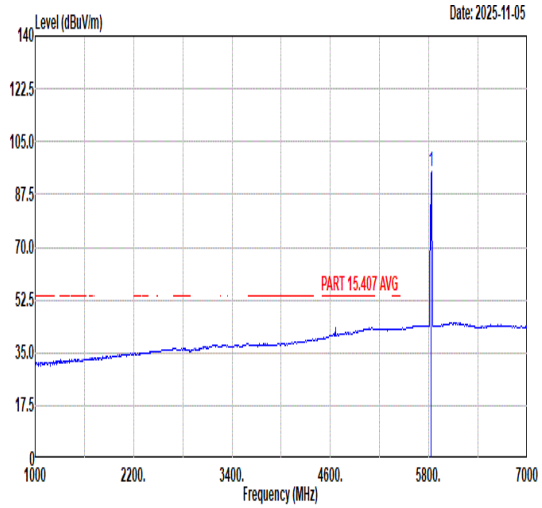 <br>Freq Level Limit Line Margin (dB) Read Level Ant Factor Cable Loss Preamp Factor APos TPos Remark<br>MHz dBuV/m dBuV/m dBuV dB/m dB dB cm deg<br>1 5825.00 95.19 ------ ------ 80.65 36.54 10.83 32.83 362 75 AVERAGE |

| Mode | 101 | |
|---|---|---|
| | Band Edge | |
| | U-NII-3_5.725-5.85_802.11ax HE20_CH165_Partial RU 52/40_5825MHz | |
| ANT | 9+8 | |
| Pol. | Vertical | Fundamental |
| Peak | 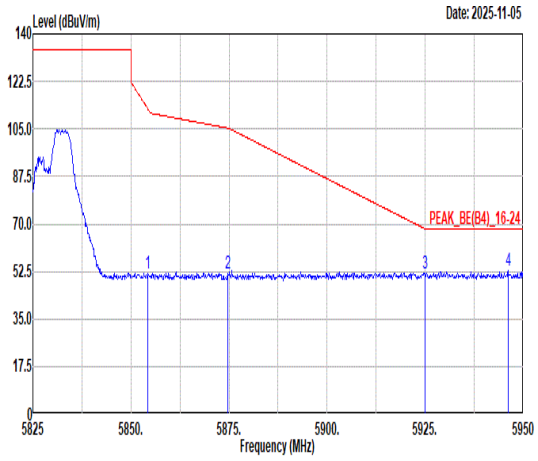 <br>Freq Level Limit Line Margin (dB) Read Level Ant Factor Cable Loss Preamp Factor APos TPos Remark<br>MHz dBuV/m dBuV/m dBuV dB/m dB dB cm deg<br>1 5854.38 51.96 112.22 -60.26 37.40 36.57 10.83 32.84 356 233 PEAK<br>2 5874.75 51.95 105.27 -53.32 37.36 36.60 10.84 32.85 356 233 PEAK<br>3 5924.88 51.89 68.29 -16.40 37.19 36.68 10.89 32.87 356 233 PEAK<br>4 5946.13 52.70 68.30 -15.60 37.95 36.71 10.92 32.88 356 233 PEAK | 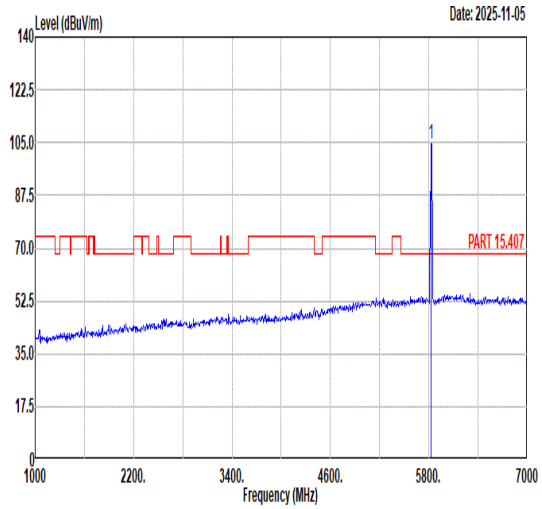 <br>Freq Level Limit Line Margin (dB) Read Level Ant Factor Cable Loss Preamp Factor APos TPos Remark<br>MHz dBuV/m dBuV/m dBuV dB/m dB dB cm deg<br>1 5825.00 104.45 ------ ------ 89.91 36.54 10.83 32.83 356 233 PEAK |
| Avg | Blank | 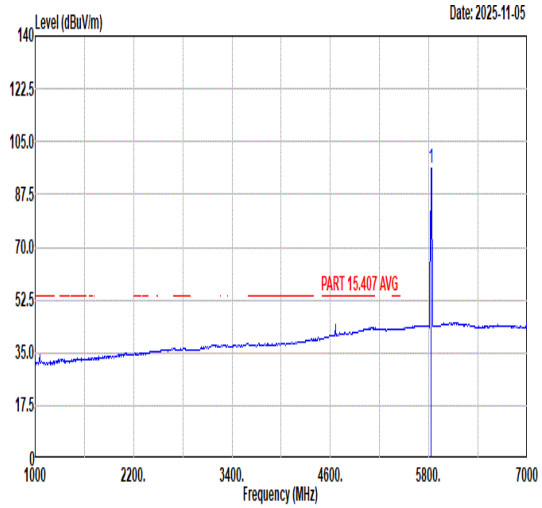 <br>Freq Level Limit Line Margin (dB) Read Level Ant Factor Cable Loss Preamp Factor APos TPos Remark<br>MHz dBuV/m dBuV/m dBuV dB/m dB dB cm deg<br>1 5825.00 96.22 ------ ------ 81.68 36.54 10.83 32.83 356 233 AVERAGE |

| Mode | 102 | |
|---|---|---|
| | Band Edge | |
| | U-NII-3_5.725-5.85_802.11be EHT20_CH149_Full RU_5745MHz | |
| ANT | 9+8 | |
| Pol. | Horizontal | Fundamental |
| Peak | 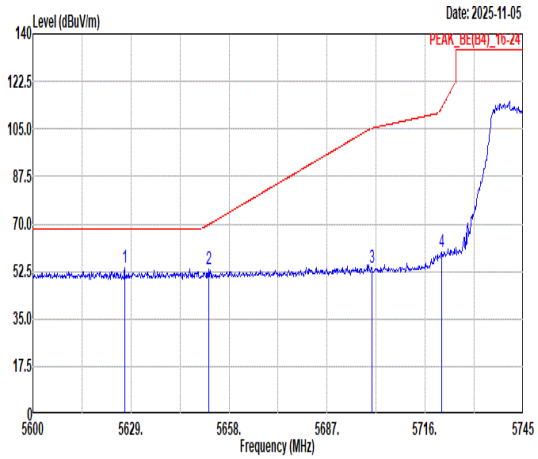 <br>Freq Level Limit Line Margin (dB) Read Level Ant Factor Cable Loss Preamp Factor APos TPos Remark<br>MHz dBuV/m dBuV/m dBuV dB/m dB dB cm deg<br>1 5627.12 53.96 68.30 -14.34 39.76 36.20 10.75 32.75 358 65 PEAK<br>2 5651.91 53.42 69.72 -16.30 39.13 36.24 10.81 32.76 358 65 PEAK<br>3 5700.20 53.98 105.25 -51.27 39.55 36.32 10.89 32.78 358 65 PEAK<br>4 5720.79 59.61 112.59 -52.98 45.17 36.35 10.88 32.79 358 65 PEAK | 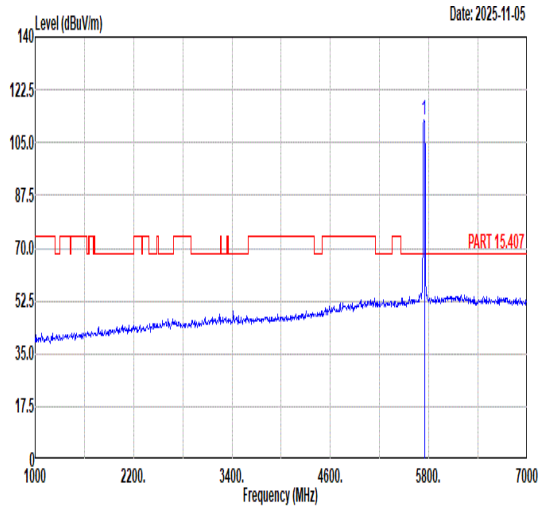 <br>Freq Level Limit Line Margin (dB) Read Level Ant Factor Cable Loss Preamp Factor APos TPos Remark<br>MHz dBuV/m dBuV/m dBuV dB/m dB dB cm deg<br>1 5745.00 112.56 ------ ------ 98.12 36.38 10.86 32.80 358 65 PEAK |
| Avg | Blank | 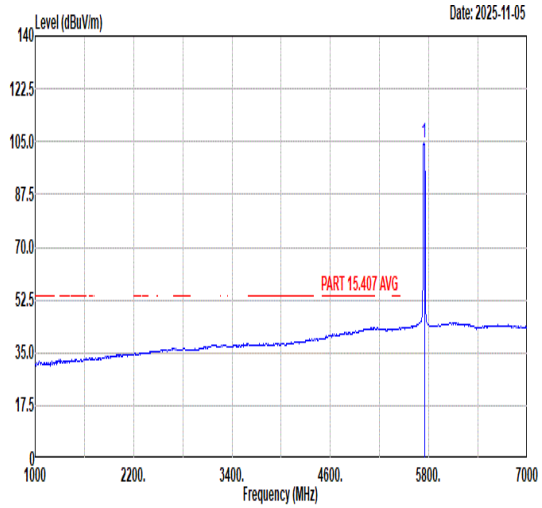 <br>Freq Level Limit Line Margin (dB) Read Level Ant Factor Cable Loss Preamp Factor APos TPos Remark<br>MHz dBuV/m dBuV/m dBuV dB/m dB dB cm deg<br>1 5745.00 104.73 ------ ------ 90.29 36.38 10.86 32.80 358 65 AVERAGE |

| Mode | 102 | |
|---|---|---|
| | Band Edge | |
| | U-NII-3_5.725-5.85_802.11be EHT20_CH149_Full RU_5745MHz | |
| ANT | 9+8 | |
| Pol. | Vertical | Fundamental |
| Peak | 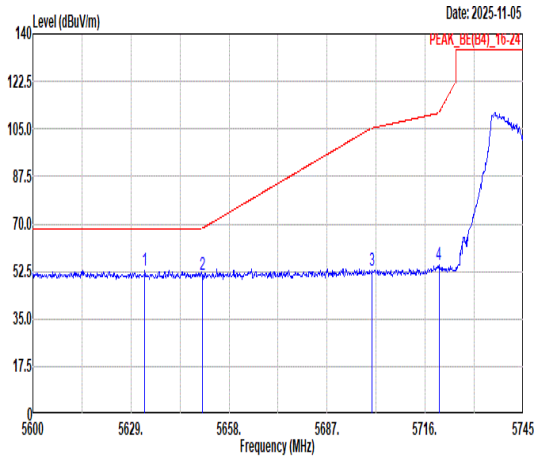 <br>Freq Level Limit Line Margin (dB) Read Level Ant Factor Cable Loss Preamp Factor APos TPos Remark<br>MHz dBuV/m dBuV/m dBuV dB/m dB dB cm deg<br>1 5633.06 53.00 68.30 -15.30 38.77 36.21 10.77 32.75 332 236 PEAK<br>2 5650.03 51.36 68.32 -16.96 37.07 36.24 10.81 32.76 332 236 PEAK<br>3 5700.34 52.58 105.30 -52.72 38.15 36.32 10.89 32.78 332 236 PEAK<br>4 5720.06 54.80 110.94 -56.14 40.36 36.35 10.88 32.79 332 236 PEAK | 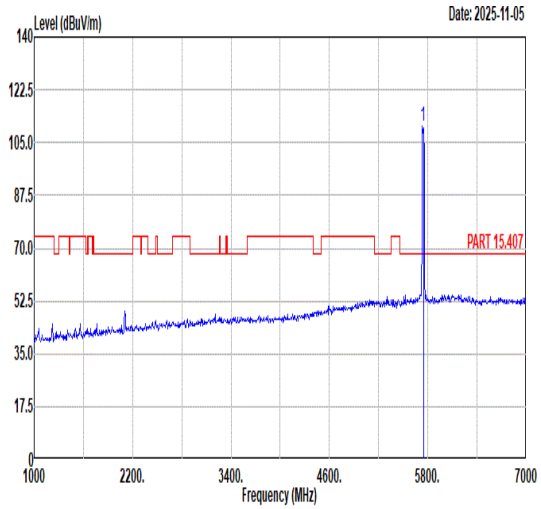 <br>Freq Level Limit Line Margin (dB) Read Level Ant Factor Cable Loss Preamp Factor APos TPos Remark<br>MHz dBuV/m dBuV/m dBuV dB/m dB dB cm deg<br>1 5745.00 110.68 ------ ------ 96.23 36.37 10.87 32.79 332 236 PEAK |
| Avg | Blank | 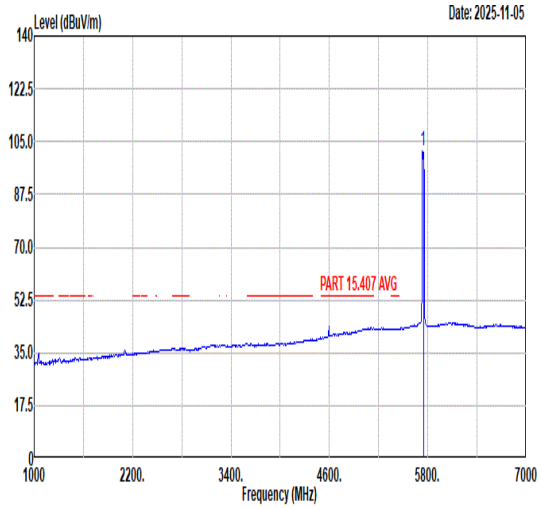 <br>Freq Level Limit Line Margin (dB) Read Level Ant Factor Cable Loss Preamp Factor APos TPos Remark<br>MHz dBuV/m dBuV/m dBuV dB/m dB dB cm deg<br>1 5745.00 101.90 ------ ------ 87.45 36.37 10.87 32.79 332 236 AVERAGE |

| Mode | 102 | |
|---|---|---|
| | Harmonic | |
| | U-NII-3_5.725-5.85_802.11be EHT20_CH149_Full RU_5745MHz | |
| ANT | 9+8 | |
| Pol. | Horizontal | Vertical |
| Peak<br>Avg | 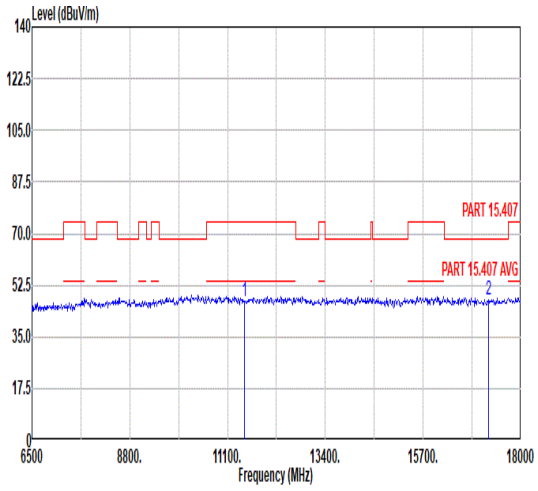 <br>Freq Level Limit Line Margin Read Level Ant Factor Cable Loss Preamp Factor APos TPos Remark<br>MHz dBuV/m dBuV/m dB dBuV dB/m dB dB cm deg<br>1 11490.00 47.04 74.00 -26.96 44.19 38.24 14.92 50.31 --- --- Peak<br>2 17235.00 47.65 68.30 -20.65 39.83 42.82 18.02 53.02 --- --- Peak | 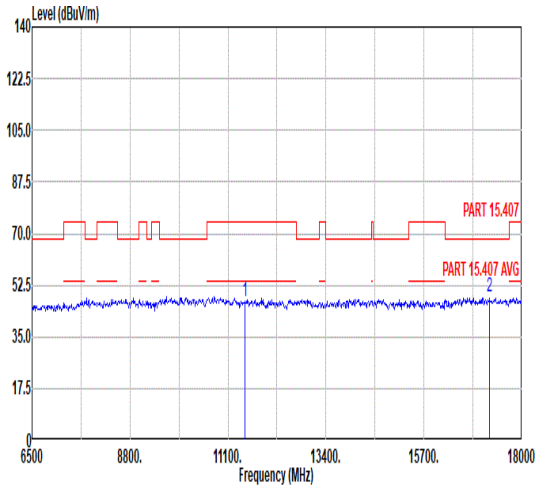 <br>Freq Level Limit Line Margin Read Level Ant Factor Cable Loss Preamp Factor APos TPos Remark<br>MHz dBuV/m dBuV/m dB dBuV dB/m dB dB cm deg<br>1 11490.00 47.22 74.00 -26.78 44.37 38.24 14.92 50.31 --- --- Peak<br>2 17235.00 48.75 68.30 -19.55 40.93 42.82 18.02 53.02 --- --- Peak |

| Mode | 103 | |
|---|---|---|
| | Harmonic | |
| | U-NII-3_5.725-5.85_802.11be EHT20_CH157_Full RU_5785MHz | |
| ANT | 9+8 | |
| Pol. | Horizontal | Vertical |
| Peak<br>Avg | 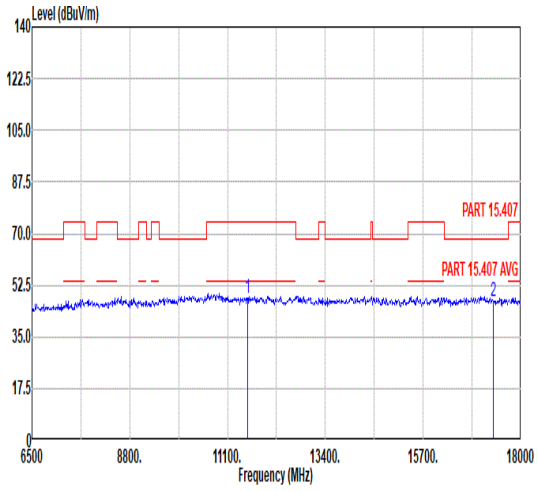 <br>Freq Level Limit Line Margin Read Level Ant Factor Cable Loss Preamp Factor APos TPos Remark<br>MHz dBuV/m dBuV/m dB dBuV dB/m dB dB cm deg<br>1 11570.00 47.97 74.00 -26.03 44.94 38.30 14.97 50.24 --- --- Peak<br>2 17355.00 47.16 68.30 -21.14 39.61 42.84 17.99 53.28 --- --- Peak | 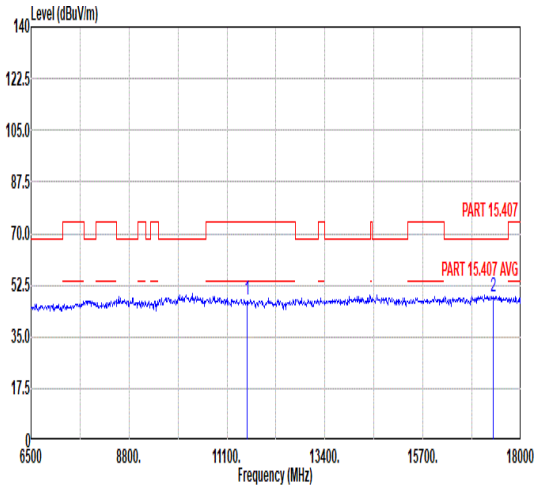 <br>Freq Level Limit Line Margin Read Level Ant Factor Cable Loss Preamp Factor APos TPos Remark<br>MHz dBuV/m dBuV/m dB dBuV dB/m dB dB cm deg<br>1 11570.00 47.69 74.00 -26.31 44.66 38.30 14.97 50.24 --- --- Peak<br>2 17355.00 48.61 68.30 -19.69 41.06 42.84 17.99 53.28 --- --- Peak |

| Mode | 104 | |
|---|---|---|
| | Band Edge | |
| | U-NII-3_5.725-5.85_802.11be EHT20_CH165_Full RU_5825MHz | |
| ANT | 9+8 | |
| Pol. | Horizontal | Fundamental |
| Peak | 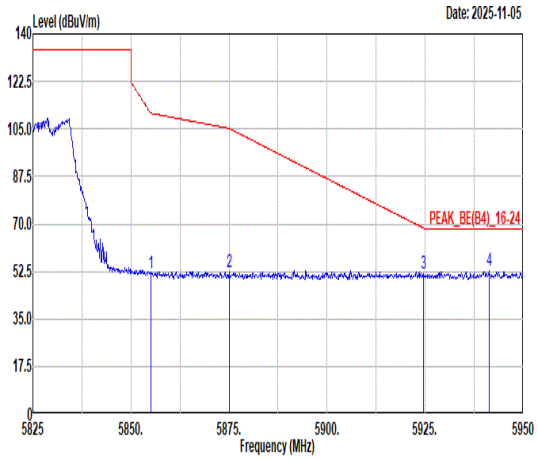 <br>Freq Level Limit Line Margin (dB) Read Level Ant Factor Cable Loss Preamp Factor APos TPos Remark<br>MHz dBuV/m dBuV/m dBuV dB/m dB dB cm deg<br>1 5855.00 52.03 110.80 -58.77 37.47 36.57 10.83 32.84 349 72 PEAK<br>2 5875.00 52.45 105.20 -52.75 37.86 36.60 10.84 32.85 349 72 PEAK<br>3 5924.50 51.54 68.57 -17.03 36.85 36.68 10.88 32.87 349 72 PEAK<br>4 5941.25 52.57 68.30 -15.73 37.83 36.71 10.91 32.88 349 72 PEAK | 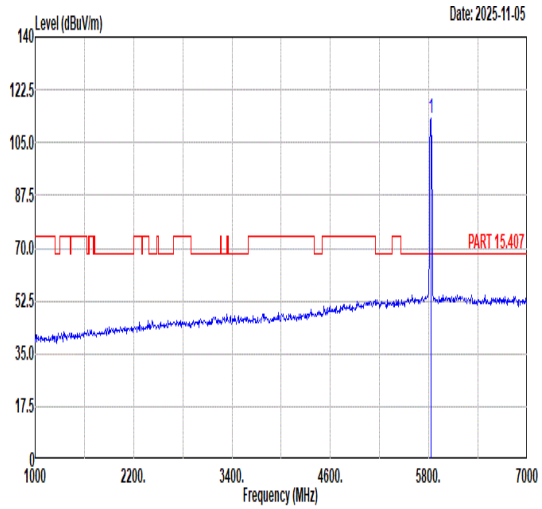 <br>Freq Level Limit Line Margin (dB) Read Level Ant Factor Cable Loss Preamp Factor APos TPos Remark<br>MHz dBuV/m dBuV/m dBuV dB/m dB dB cm deg<br>1 5825.00 113.26 ------ ------ 98.74 36.52 10.83 32.83 349 72 PEAK |
| Avg | Blank | 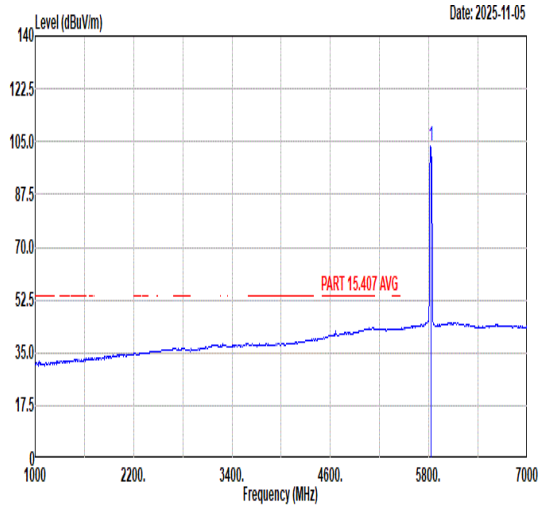 <br>Freq Level Limit Line Margin (dB) Read Level Ant Factor Cable Loss Preamp Factor APos TPos Remark<br>MHz dBuV/m dBuV/m dBuV dB/m dB dB cm deg<br>1 5825.00 103.48 ------ ------ 88.98 36.51 10.82 32.83 349 72 AVERAGE |

| Mode | 104 | |
|---|---|---|
| | Band Edge | |
| | U-NII-3_5.725-5.85_802.11be EHT20_CH165_Full RU_5825MHz | |
| ANT | 9+8 | |
| Pol. | Vertical | Fundamental |
| Peak | 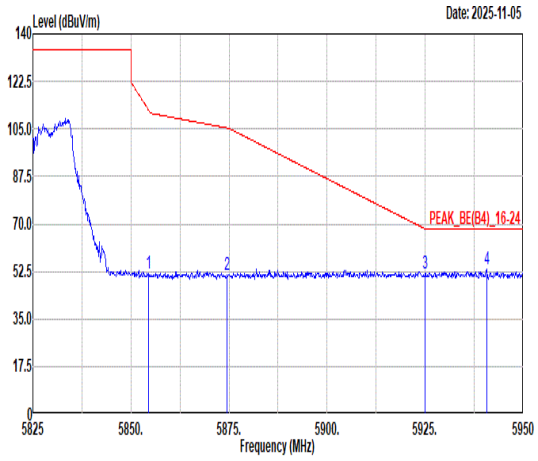 <br>Freq Level Limit Line Margin (dB) Read Level Ant Factor Cable Loss Preamp Factor APos TPos Remark<br>MHz dBuV/m dBuV/m dBuV dB/m dB dB cm deg<br>1 5854.50 52.01 111.94 -59.93 37.45 36.57 10.83 32.84 325 237 PEAK<br>2 5874.50 51.37 105.34 -53.97 36.78 36.60 10.84 32.85 325 237 PEAK<br>3 5925.00 51.89 68.20 -16.31 37.19 36.68 10.89 32.87 325 237 PEAK<br>4 5940.63 53.10 68.30 -15.20 38.36 36.71 10.91 32.88 325 237 PEAK | 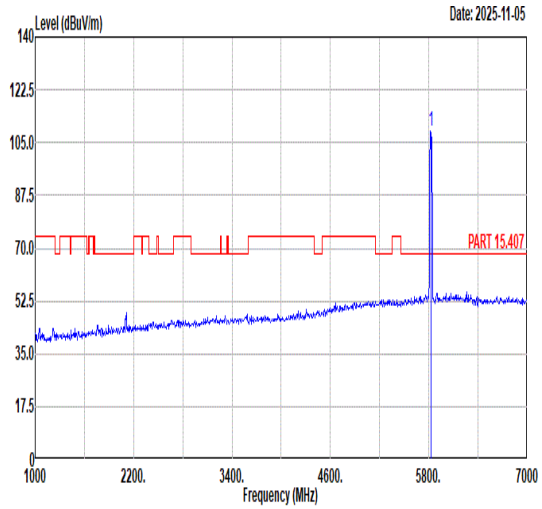 <br>Freq Level Limit Line Margin (dB) Read Level Ant Factor Cable Loss Preamp Factor APos TPos Remark<br>MHz dBuV/m dBuV/m dBuV dB/m dB dB cm deg<br>1 5825.00 109.07 ------ ------ 94.57 36.51 10.82 32.83 325 237 PEAK |
| Avg | Blank | 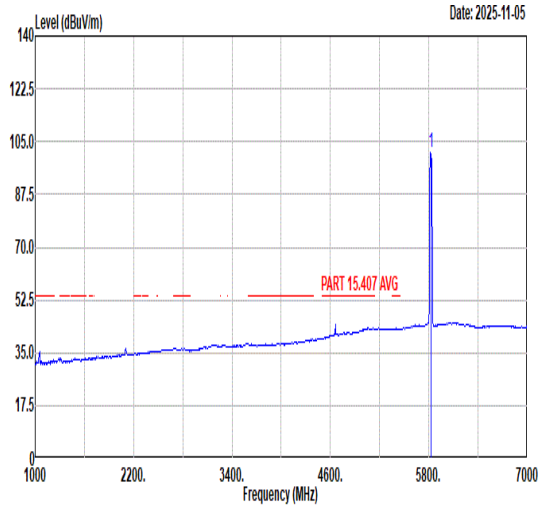 <br>Freq Level Limit Line Margin (dB) Read Level Ant Factor Cable Loss Preamp Factor APos TPos Remark<br>MHz dBuV/m dBuV/m dBuV dB/m dB dB cm deg<br>1 5825.00 101.36 ------ ------ 86.86 36.51 10.82 32.83 325 237 AVERAGE |

| Mode | 104 | |
|---|---|---|
| | Harmonic | |
| | U-NII-3_5.725-5.85_802.11be EHT20_CH165_Full RU_5825MHz | |
| ANT | 9+8 | |
| Pol. | Horizontal | Vertical |
| Peak<br>Avg | 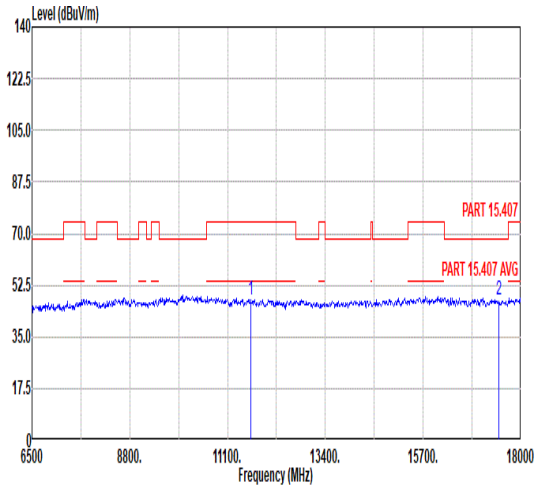 <br>Freq Level Limit Line Margin Read Level Ant Factor Cable Loss Preamp Factor APos TPos Remark<br>MHz dBuV/m dBuV/m dB dBuV dB/m dB dB cm deg<br>1 11650.00 47.42 74.00 -26.58 44.23 38.35 15.02 50.18 --- --- Peak<br>2 17475.00 47.51 68.30 -20.79 40.24 42.85 17.96 53.54 --- --- Peak | 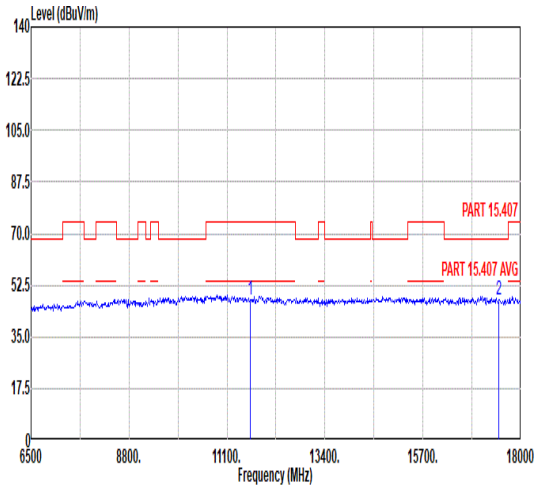 <br>Freq Level Limit Line Margin Read Level Ant Factor Cable Loss Preamp Factor APos TPos Remark<br>MHz dBuV/m dBuV/m dB dBuV dB/m dB dB cm deg<br>1 11650.00 47.45 74.00 -26.55 44.26 38.35 15.02 50.18 --- --- Peak<br>2 17475.00 47.58 68.30 -20.72 40.31 42.85 17.96 53.54 --- --- Peak |

| Mode | 105 | |
|---|---|---|
| | Band Edge - L | |
| | U-NII-3_5.725-5.85_802.11be EHT40_CH151_Full RU_5755MHz | |
| ANT | 9+8 | |
| Pol. | Horizontal | Fundamental |
| Peak | 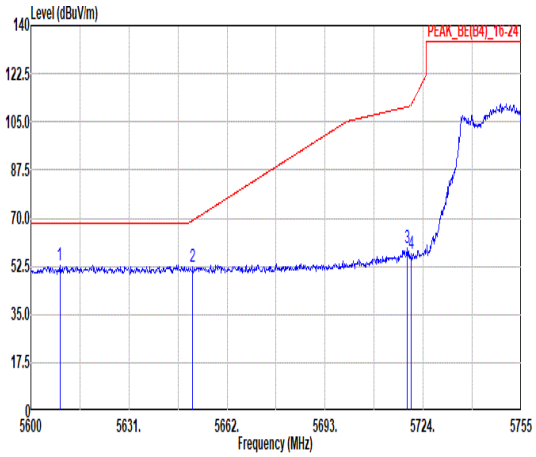 <br>Freq Level Limit Line Margin Read Level Ant Factor Cable Loss Preamp Factor APos TPos Remark<br>MHz dBuV/m dBuV/m dB dBuV dB/m dB dB cm deg<br>1 5609.15 52.87 68.30 -15.43 38.73 36.17 10.71 32.74 356 65 PEAK<br>2 5651.15 52.18 69.15 -16.97 37.89 36.24 10.81 32.76 356 65 PEAK<br>3 5719.04 59.27 110.53 -51.26 44.83 36.35 10.88 32.79 356 65 PEAK<br>4 5720.13 56.88 111.09 -54.21 42.44 36.35 10.88 32.79 356 65 PEAK | 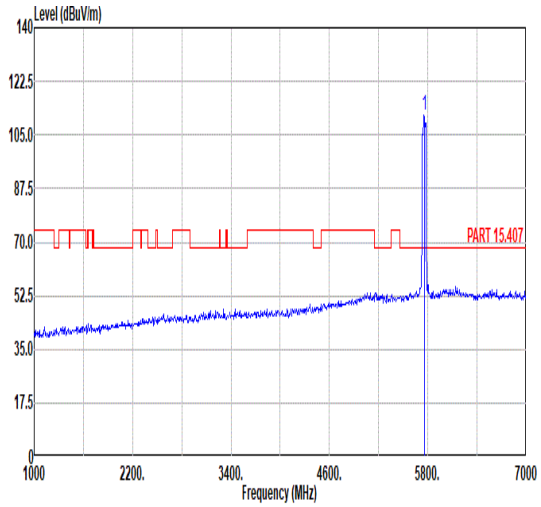 <br>Freq Level Limit Line Margin Read Level Ant Factor Cable Loss Preamp Factor APos TPos Remark<br>MHz dBuV/m dBuV/m dB dBuV dB/m dB dB cm deg<br>1 5755.00 111.42 ------ ------ 96.97 36.40 10.85 32.80 356 65 PEAK |
| Avg | Blank | 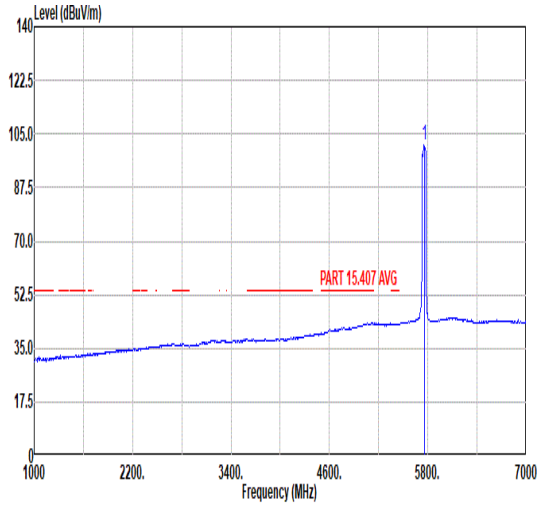 <br>Freq Level Limit Line Margin Read Level Ant Factor Cable Loss Preamp Factor APos TPos Remark<br>MHz dBuV/m dBuV/m dB dBuV dB/m dB dB cm deg<br>1 5755.00 101.50 ------ ------ 87.05 36.40 10.85 32.80 356 65 AVERAGE |

| Mode | 105 | |
|---|---|---|
| | Band Edge - R | |
| | U-NII-3_5.725-5.85_802.11be EHT40_CH151_Full RU_5755MHz | |
| ANT | 9+8 | |
| Pol. | Horizontal | Fundamental |
| Peak | 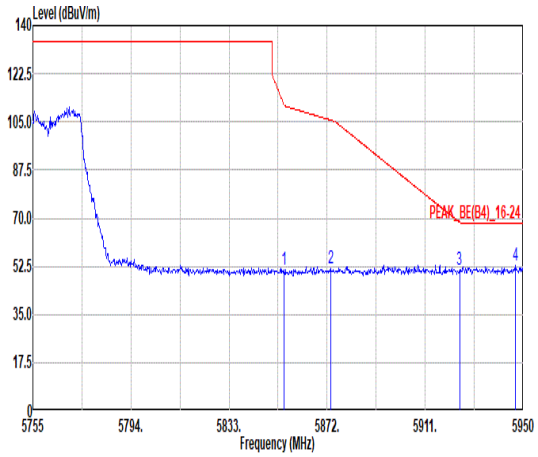 <br>Freq Level Limit Line Margin Read Level Ant Factor Cable Loss Preamp Factor APos TPos Remark<br>MHz dBuV/m dBuV/m dB dBuV dB/m dB dB cm deg<br>1 5854.84 51.11 111.17 -60.06 36.55 36.57 10.83 32.84 356 65 PEAK<br>2 5873.37 51.80 105.66 -53.86 37.21 36.60 10.84 32.85 356 65 PEAK<br>3 5924.65 51.15 68.46 -17.31 36.46 36.68 10.88 32.87 356 65 PEAK<br>4 5946.88 52.62 68.30 -15.68 37.86 36.72 10.92 32.88 356 65 PEAK | Blank |

| Mode | 105 | |
|---|---|---|
| | Band Edge - L | |
| | U-NII-3_5.725-5.85_802.11be EHT40_CH151_Full RU_5755MHz | |
| ANT | 9+8 | |
| Pol. | Vertical | Fundamental |
| Peak | 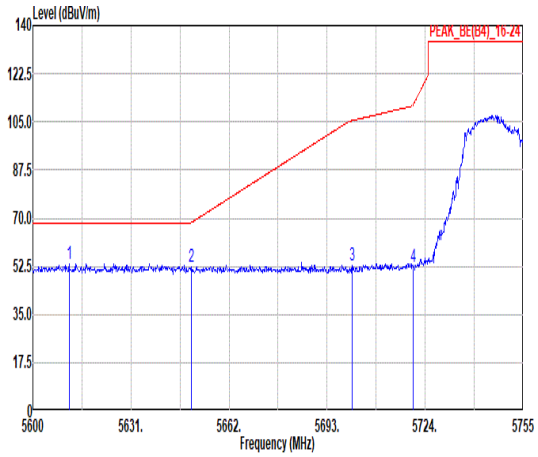 <br>Freq Level Limit Line Margin Read Level Ant Factor Cable Loss Preamp Factor APos TPos Remark<br>MHz dBuV/m dBuV/m dB dBuV dB/m dB dB cm deg<br>1 5611.47 53.47 68.30 -14.83 39.31 36.18 10.72 32.74 328 237 PEAK<br>2 5650.07 52.19 68.35 -16.16 37.90 36.24 10.81 32.76 328 237 PEAK<br>3 5700.91 52.68 105.45 -52.77 38.25 36.32 10.89 32.78 328 237 PEAK<br>4 5720.13 52.16 111.09 -58.93 37.72 36.35 10.88 32.79 328 237 PEAK | 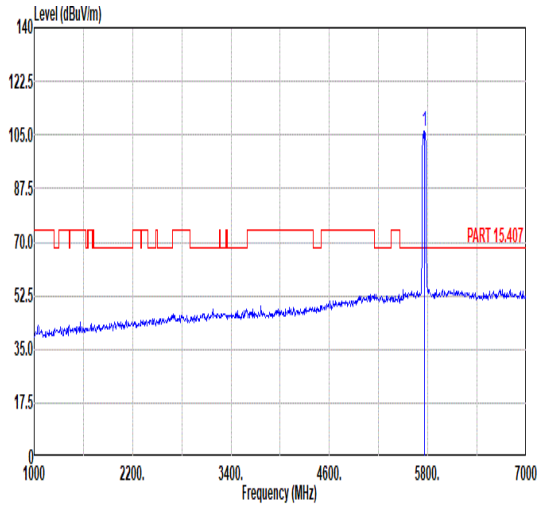 <br>Freq Level Limit Line Margin Read Level Ant Factor Cable Loss Preamp Factor APos TPos Remark<br>MHz dBuV/m dBuV/m dB dBuV dB/m dB dB cm deg<br>1 5755.00 106.43 ------ ------ 91.98 36.42 10.84 32.81 328 237 PEAK |
| Avg | Blank | 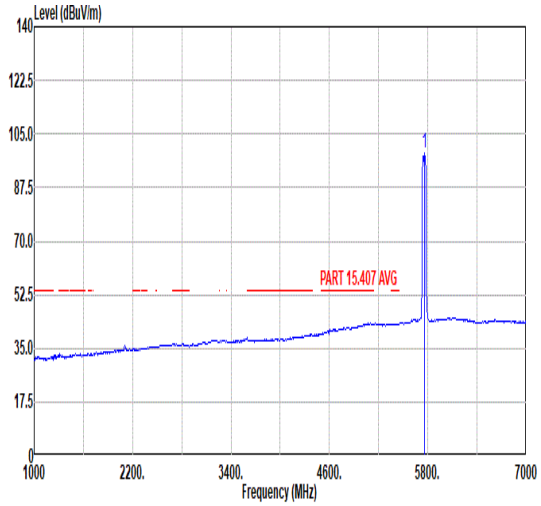 <br>Freq Level Limit Line Margin Read Level Ant Factor Cable Loss Preamp Factor APos TPos Remark<br>MHz dBuV/m dBuV/m dB dBuV dB/m dB dB cm deg<br>1 5755.00 98.58 ------ ------ 84.13 36.42 10.84 32.81 328 237 AVERAGE |

| Mode | 105 | |
|---|---|---|
| | Band Edge - R | |
| | U-NII-3_5.725-5.85_802.11be EHT40_CH151_Full RU_5755MHz | |
| ANT | 9+8 | |
| Pol. | Vertical | Fundamental |
| Peak | 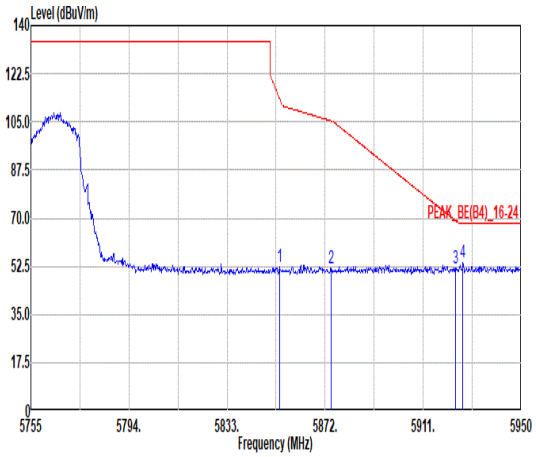 <br>Freq / Level / Limit Line / Margin / Read Level / Ant Factor / Cable Loss / Preamp Factor / APos / TPos / Remark<br>MHz / dBuV/m / dBuV/m / dB / dBuV / dB/m / dB / dB / cm / deg<br>1 5854.06 52.40 112.94 -60.54 37.84 36.57 10.83 32.84 328 237 PEAK<br>2 5874.34 52.03 105.38 -53.35 37.44 36.60 10.84 32.85 328 237 PEAK<br>3 5923.87 51.99 69.03 -17.04 37.30 36.68 10.88 32.87 328 237 PEAK<br>4 5926.80 54.06 68.30 -14.24 39.36 36.68 10.89 32.87 328 237 PEAK | Blank |

| Mode | 105 | |
|---|---|---|
| | Harmonic | |
| | U-NII-3_5.725-5.85_802.11be EHT40_CH151_Full RU_5755MHz | |
| ANT | 9+8 | |
| Pol. | Horizontal | Vertical |
| Peak<br>Avg | 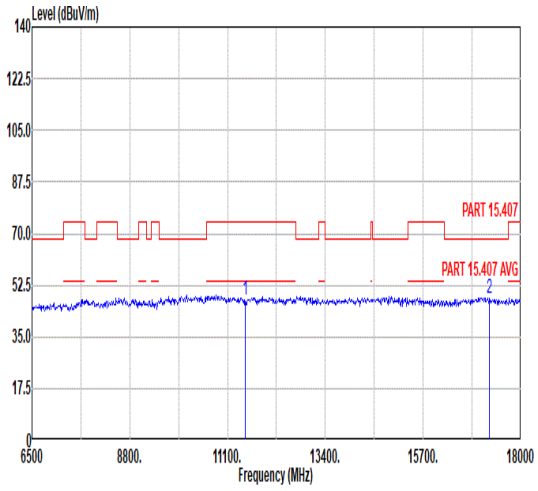 <br>Freq Level Limit Line Margin Read Level Ant Factor Cable Loss Preamp Factor APos TPos Remark<br>MHz dBuV/m dBuV/m dB dBuV dB/m dB dB cm deg<br>1 11510.00 47.55 74.00 -26.45 44.65 38.26 14.93 50.29 --- --- Peak<br>2 17265.00 47.96 68.30 -20.34 40.19 42.83 18.02 53.08 --- --- Peak | 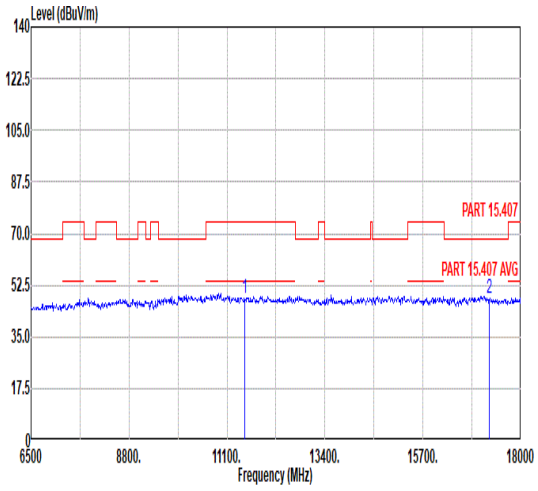 <br>Freq Level Limit Line Margin Read Level Ant Factor Cable Loss Preamp Factor APos TPos Remark<br>MHz dBuV/m dBuV/m dB dBuV dB/m dB dB cm deg<br>1 11510.00 47.99 74.00 -26.01 45.09 38.26 14.93 50.29 --- --- Peak<br>2 17265.00 48.05 68.30 -20.25 40.28 42.83 18.02 53.08 --- --- Peak |

| Mode | 106 | |
|---|---|---|
| | Band Edge - L | |
| | U-NII-3_5.725-5.85_802.11be EHT40_CH159_Full RU_5795MHz | |
| ANT | 9+8 | |
| Pol. | Horizontal | Fundamental |
| Peak | 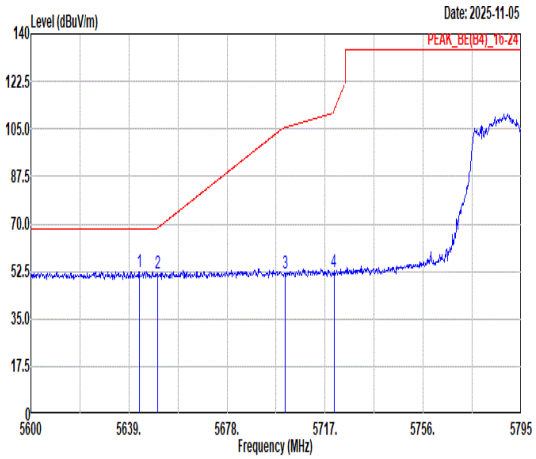 <br>Freq Level Limit Line Margin (dB) Read Level Ant Factor Cable Loss Preamp Factor APos TPos Remark<br>MHz dBuV/m dBuV/m dBuV dB/m dB dB cm deg<br>1 5643.10 52.45 68.30 -15.85 38.19 36.23 10.79 32.76 354 75 PEAK<br>2 5650.31 51.77 68.53 -16.76 37.48 36.24 10.81 32.76 354 75 PEAK<br>3 5701.01 51.81 105.48 -53.67 37.38 36.32 10.89 32.78 354 75 PEAK<br>4 5720.51 52.56 111.96 -59.40 38.12 36.35 10.88 32.79 354 75 PEAK | 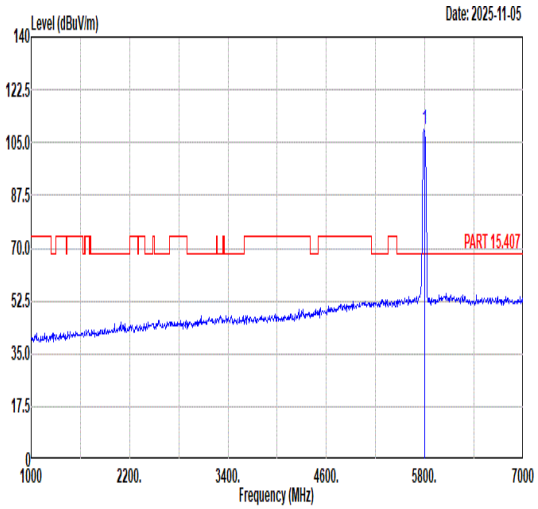 <br>Freq Level Limit Line Margin (dB) Read Level Ant Factor Cable Loss Preamp Factor APos TPos Remark<br>MHz dBuV/m dBuV/m dBuV dB/m dB dB cm deg<br>1 5795.00 109.25 ------ ------ 94.79 36.46 10.82 32.82 354 75 PEAK |
| Avg | Blank | 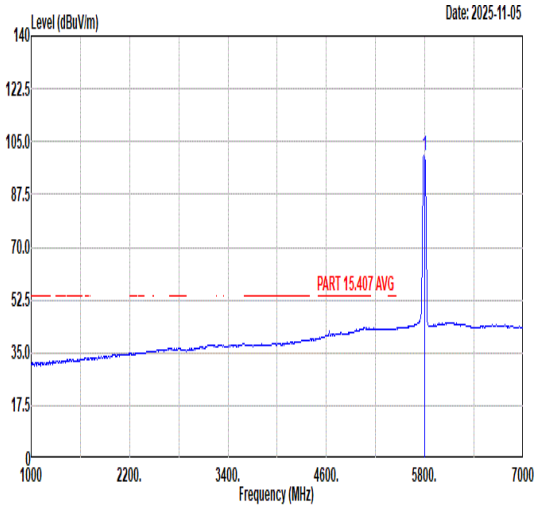 <br>Freq Level Limit Line Margin (dB) Read Level Ant Factor Cable Loss Preamp Factor APos TPos Remark<br>MHz dBuV/m dBuV/m dBuV dB/m dB dB cm deg<br>1 5795.00 100.42 ------ ------ 85.96 36.46 10.82 32.82 354 75 AVERAGE |

| Mode | 106 | |
|---|---|---|
| | Band Edge - R | |
| | U-NII-3_5.725-5.85_802.11be EHT40_CH159_Full RU_5795MHz | |
| ANT | 9+8 | |
| Pol. | Horizontal | Fundamental |
| Peak | 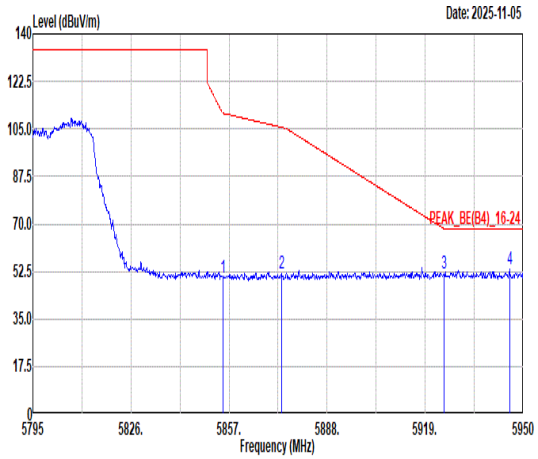 | Blank |



| | Freq | Level | Limit Line | Margin (dB) | Read Level | Ant Factor | Cable Loss | Preamp Factor | APos | TPos | Remark |
|---|---|---|---|---|---|---|---|---|---|---|---|
| | MHz | dBuV/m | dBuV/m | | dBuV | dB/m | dB | dB | cm | deg | |
| 1 | 5854.99 | 50.15 | 110.83 | -60.68 | 35.59 | 36.57 | 10.83 | 32.84 | 354 | 75 | PEAK |
| 2 | 5873.74 | 51.86 | 105.55 | -53.69 | 37.27 | 36.60 | 10.84 | 32.85 | 354 | 75 | PEAK |
| 3 | 5924.89 | 51.73 | 68.28 | -16.55 | 37.03 | 36.68 | 10.89 | 32.87 | 354 | 75 | PEAK |
| 4 | 5945.66 | 53.42 | 68.30 | -14.88 | 38.67 | 36.71 | 10.92 | 32.88 | 354 | 75 | PEAK |

| Mode | 106 | |
|---|---|---|
| | Band Edge - L | |
| | U-NII-3_5.725-5.85_802.11be EHT40_CH159_Full RU_5795MHz | |
| ANT | 9+8 | |
| Pol. | Vertical | Fundamental |
| Peak | 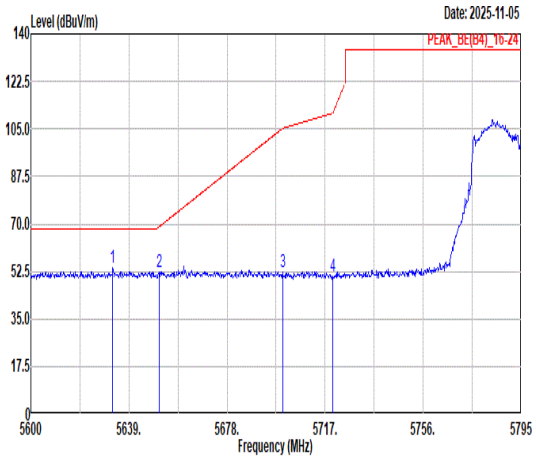 <br>Freq Level Limit Line Margin (dB) Read Level Ant Factor Cable Loss Preamp Factor APos TPos Remark<br>MHz dBuV/m dBuV/m dBuV dB/m dB dB cm deg<br>1 5632.57 53.62 68.30 -14.68 39.39 36.21 10.77 32.75 344 234 PEAK<br>2 5651.09 52.33 69.11 -16.78 38.04 36.24 10.81 32.76 344 234 PEAK<br>3 5700.04 52.06 105.21 -53.15 37.63 36.32 10.89 32.78 344 234 PEAK<br>4 5720.12 50.68 111.07 -60.39 36.24 36.35 10.88 32.79 344 234 PEAK | 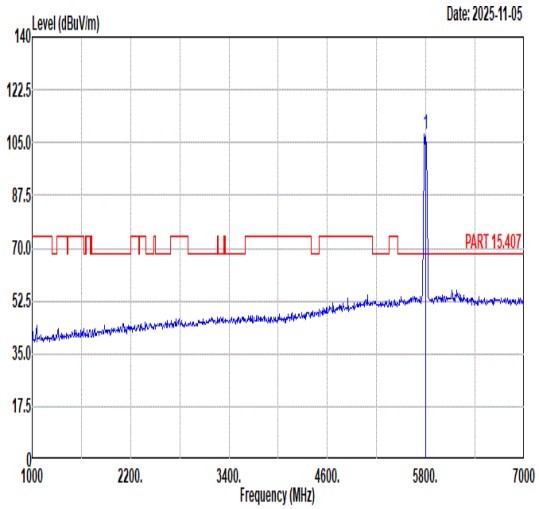 <br>Freq Level Limit Line Margin (dB) Read Level Ant Factor Cable Loss Preamp Factor APos TPos Remark<br>MHz dBuV/m dBuV/m dBuV dB/m dB dB cm deg<br>1 5795.00 107.81 ------ ------ 93.34 36.45 10.83 32.81 344 234 PEAK |
| Avg | Blank | 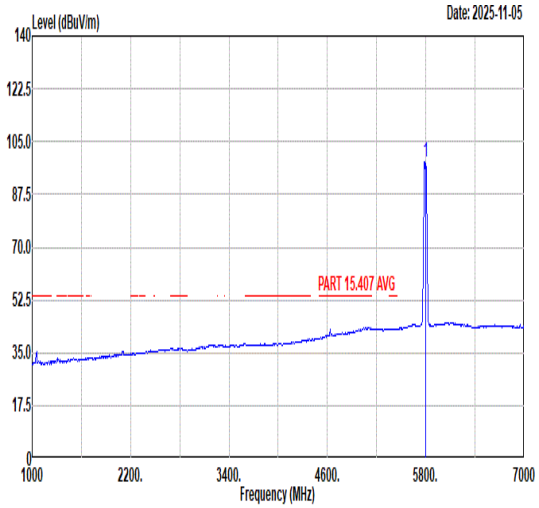 <br>Freq Level Limit Line Margin (dB) Read Level Ant Factor Cable Loss Preamp Factor APos TPos Remark<br>MHz dBuV/m dBuV/m dBuV dB/m dB dB cm deg<br>1 5795.00 98.47 ------ ------ 84.00 36.45 10.83 32.81 344 234 AVERAGE |

| Mode | 106 | |
|---|---|---|
| | Band Edge - R | |
| | U-NII-3_5.725-5.85_802.11be EHT40_CH159_Full RU_5795MHz | |
| ANT | 9+8 | |
| Pol. | Vertical | Fundamental |
| Peak | 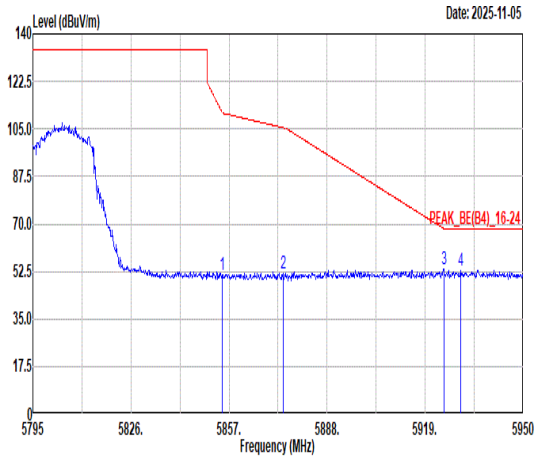  | Blank |

| | Freq | Level | Limit Line | Margin (dB) | Read Level | Ant Factor | Cable Loss | Preamp Factor | APos | TPos | Remark |
|---|---|---|---|---|---|---|---|---|---|---|---|
| | MHz | dBuV/m | dBuV/m | | dBuV | dB/m | dB | dB | cm | deg | |
| 1 | 5854.83 | 51.06 | 111.19 | -60.13 | 36.50 | 36.57 | 10.83 | 32.84 | 344 | 234 | PEAK |
| 2 | 5874.05 | 51.94 | 105.47 | -53.53 | 37.35 | 36.60 | 10.84 | 32.85 | 344 | 234 | PEAK |
| 3 | 5924.89 | 53.39 | 68.28 | -14.89 | 38.69 | 36.68 | 10.89 | 32.87 | 344 | 234 | PEAK |
| 4 | 5930.16 | 53.05 | 68.30 | -15.25 | 38.34 | 36.69 | 10.89 | 32.87 | 344 | 234 | PEAK |

| Mode | 106 | |
|---|---|---|
| | Harmonic | |
| | U-NII-3_5.725-5.85_802.11be EHT40_CH159_Full RU_5795MHz | |
| ANT | 9+8 | |
| Pol. | Horizontal | Vertical |
| Peak<br>Avg | 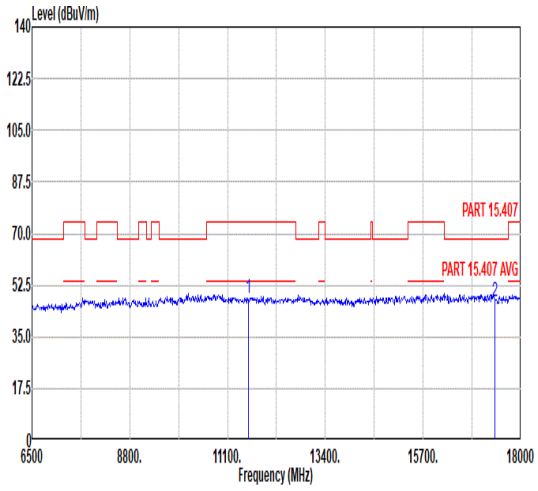 <br><br>Freq Level Limit Line Margin Read Level Ant Factor Cable Loss Preamp Factor APos TPos Remark<br>MHz dBuV/m dBuV/m dB dBuV dB/m dB dB cm deg<br>1 11590.00 47.83 74.00 -26.17 44.77 38.31 14.98 50.23 --- --- Peak<br>2 17385.00 47.22 68.30 -21.08 39.75 42.84 17.98 53.35 --- --- Peak | 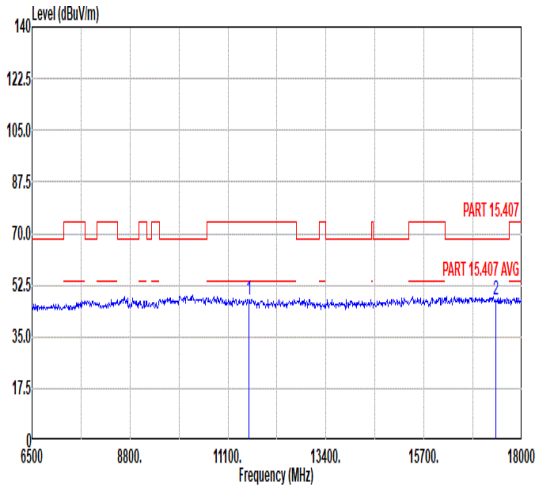 <br><br>Freq Level Limit Line Margin Read Level Ant Factor Cable Loss Preamp Factor APos TPos Remark<br>MHz dBuV/m dBuV/m dB dBuV dB/m dB dB cm deg<br>1 11590.00 47.37 74.00 -26.63 44.31 38.31 14.98 50.23 --- --- Peak<br>2 17385.00 47.63 68.30 -20.67 40.16 42.84 17.98 53.35 --- --- Peak |

| Mode | 107 | |
|---|---|---|
| | Band Edge - L | |
| | U-NII-3_5.725-5.85_802.11be EHT80_CH155_Full RU_5775MHz | |
| ANT | 9+8 | |
| Pol. | Horizontal | Fundamental |
| Peak | 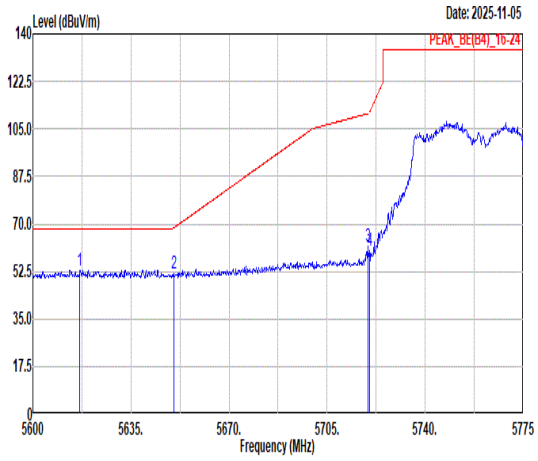 <br>Freq Level Limit Line Margin (dB) Read Level Ant Factor Cable Loss Preamp Factor APos TPos Remark<br>MHz dBuV/m dBuV/m dBuV dB/m dB dB cm deg<br>1 5616.80 53.05 68.30 -15.25 38.88 36.19 10.73 32.75 355 66 PEAK<br>2 5650.23 52.02 68.47 -16.45 37.73 36.24 10.81 32.76 355 66 PEAK<br>3 5719.53 61.98 110.67 -48.69 47.54 36.35 10.88 32.79 355 66 PEAK<br>4 5720.05 60.46 110.91 -50.45 46.02 36.35 10.88 32.79 355 66 PEAK | 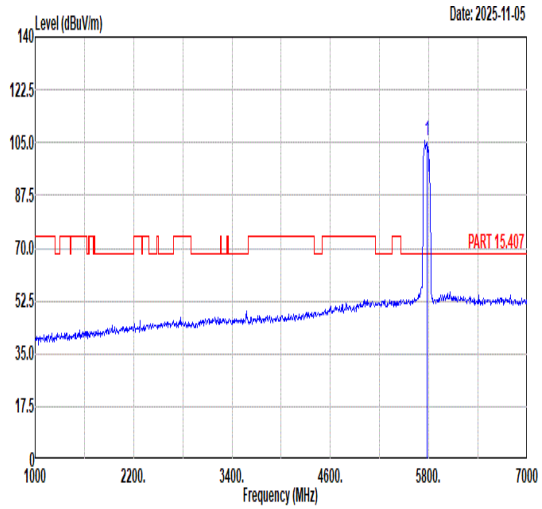 <br>Freq Level Limit Line Margin (dB) Read Level Ant Factor Cable Loss Preamp Factor APos TPos Remark<br>MHz dBuV/m dBuV/m dBuV dB/m dB dB cm deg<br>1 5775.00 105.84 ------ ------ 91.39 36.39 10.86 32.80 355 66 PEAK |
| Avg | Blank | 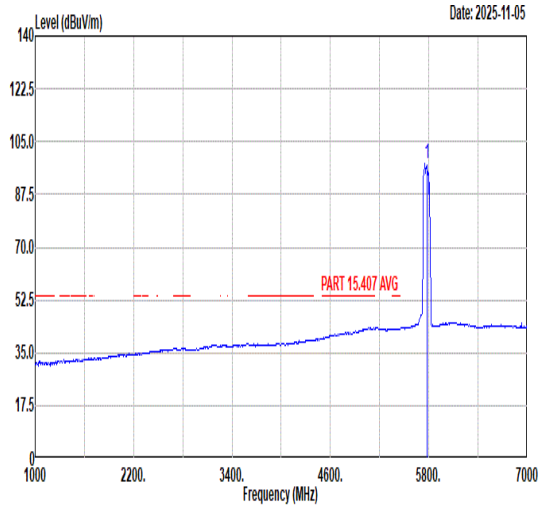 <br>Freq Level Limit Line Margin (dB) Read Level Ant Factor Cable Loss Preamp Factor APos TPos Remark<br>MHz dBuV/m dBuV/m dBuV dB/m dB dB cm deg<br>1 5775.00 97.69 ------ ------ 83.24 36.40 10.85 32.80 355 66 AVERAGE |

| | | |
|---|---|---|
| Mode | 107 | |
| | Band Edge - R | |
| | U-NII-3_5.725-5.85_802.11be EHT80_CH155_Full RU_5775MHz | |
| ANT | 9+8 | |
| Pol. | Horizontal | Fundamental |
| Peak | 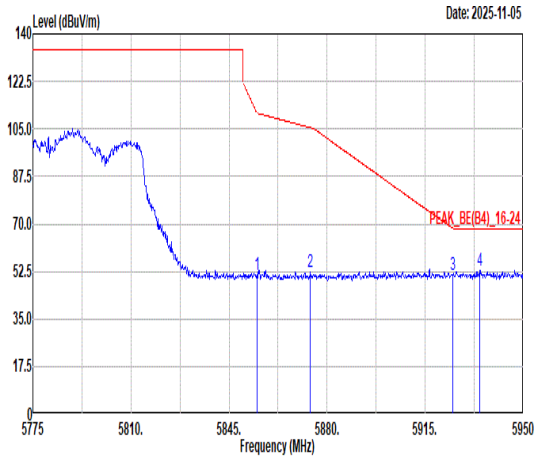 <br>Freq Level Limit Line Margin (dB) Read Level Ant Factor Cable Loss Preamp Factor APos TPos Remark<br>MHz dBuV/m dBuV/m dBuV dB/m dB dB cm deg<br>1 5854.98 51.21 110.86 -59.65 36.65 36.57 10.83 32.84 355 66 PEAK<br>2 5874.05 52.33 105.47 -53.14 37.74 36.60 10.84 32.85 355 66 PEAK<br>3 5924.98 51.23 68.22 -16.99 36.53 36.68 10.89 32.87 355 66 PEAK<br>4 5934.43 52.66 68.30 -15.64 37.93 36.70 10.90 32.87 355 66 PEAK | Blank |

| Mode | 107 | |
|---|---|---|
| | Band Edge - L | |
| | U-NII-3_5.725-5.85_802.11be EHT80_CH155_Full RU_5775MHz | |
| ANT | 9+8 | |
| Pol. | Vertical | Fundamental |
| Peak | 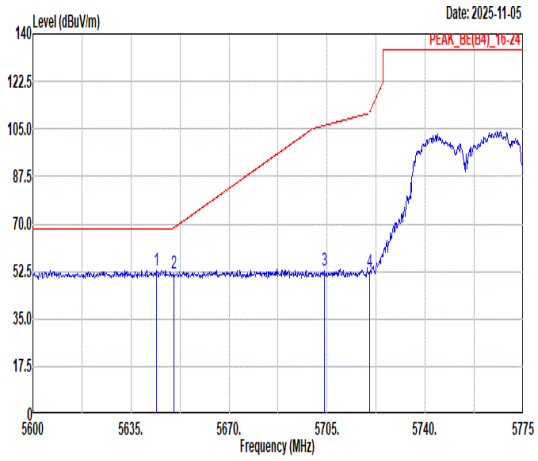 <br>Freq Level Limit Line Margin (dB) Read Level Ant Factor Cable Loss Preamp Factor APos TPos Remark<br>MHz dBuV/m dBuV/m dBuV dB/m dB dB cm deg<br>1 5644.10 52.92 68.30 -15.38 38.66 36.23 10.79 32.76 344 234 PEAK<br>2 5650.23 51.61 68.47 -16.86 37.32 36.24 10.81 32.76 344 234 PEAK<br>3 5703.95 52.75 106.31 -53.56 38.31 36.33 10.89 32.78 344 234 PEAK<br>4 5720.05 52.47 110.91 -58.44 38.03 36.35 10.88 32.79 344 234 PEAK | 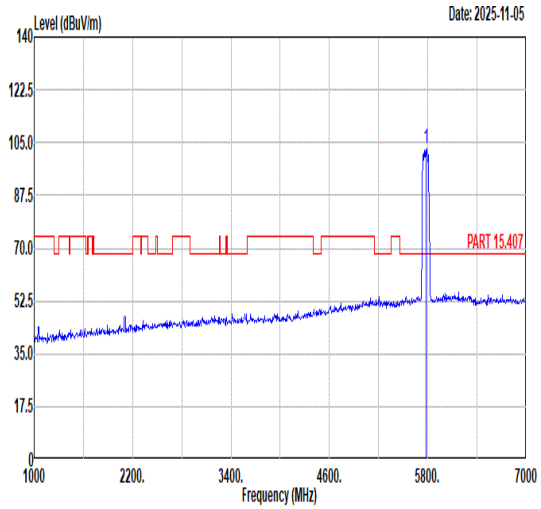 <br>Freq Level Limit Line Margin (dB) Read Level Ant Factor Cable Loss Preamp Factor APos TPos Remark<br>MHz dBuV/m dBuV/m dBuV dB/m dB dB cm deg<br>1 5775.00 103.15 ------ ------ 88.69 36.46 10.82 32.82 344 234 PEAK |
| Avg | Blank | 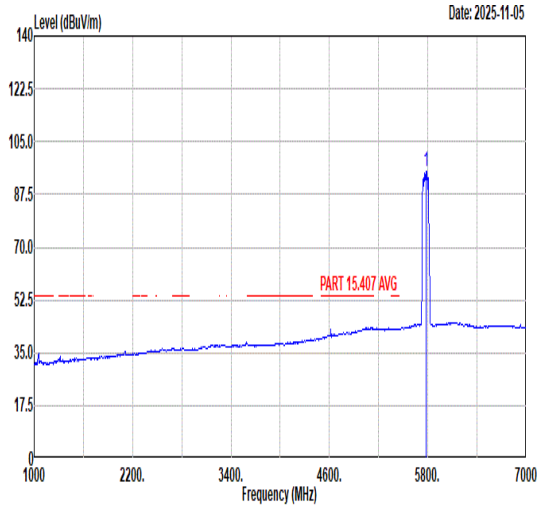 <br>Freq Level Limit Line Margin (dB) Read Level Ant Factor Cable Loss Preamp Factor APos TPos Remark<br>MHz dBuV/m dBuV/m dBuV dB/m dB dB cm deg<br>1 5775.00 95.20 ------ ------ 80.73 36.45 10.83 32.81 344 234 AVERAGE |

| Mode | 107 | |
|---|---|---|
| | Band Edge - R | |
| | U-NII-3_5.725-5.85_802.11be EHT80_CH155_Full RU_5775MHz | |
| ANT | 9+8 | |
| Pol. | Vertical | Fundamental |
| Peak | 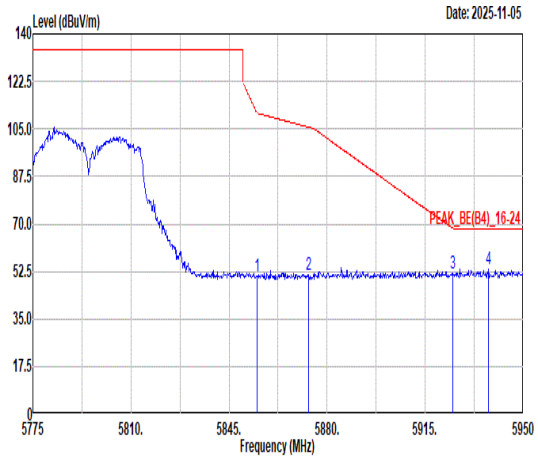 <br>Freq Level Limit Line Margin (dB) Read Level Ant Factor Cable Loss Preamp Factor APos TPos Remark<br>MHz dBuV/m dBuV/m dBuV dB/m dB dB cm deg<br>1 5854.98 50.57 110.86 -60.29 36.01 36.57 10.83 32.84 344 234 PEAK<br>2 5873.35 51.20 105.66 -54.46 36.61 36.60 10.84 32.85 344 234 PEAK<br>3 5924.80 51.90 68.35 -16.45 37.20 36.68 10.89 32.87 344 234 PEAK<br>4 5937.58 53.41 68.30 -14.89 38.68 36.70 10.91 32.88 344 234 PEAK | Blank |

| Mode | 108 | |
|---|---|---|
| | Band Edge | |
| | U-NII-3_5.725-5.85_802.11be EHT20_CH149_Partial RU 52/37_5745MHz | |
| ANT | 9+8 | |
| Pol. | Horizontal | Fundamental |
| Peak | 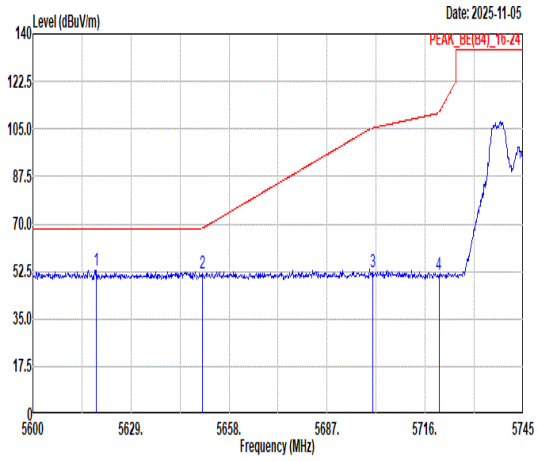 <br>Freq Level Limit Line Margin (dB) Read Level Ant Factor Cable Loss Preamp Factor APos TPos Remark<br>MHz dBuV/m dBuV/m dBuV dB/m dB dB cm deg<br>1 5618.85 52.84 68.30 -15.46 38.66 36.19 10.74 32.75 356 64 PEAK<br>2 5650.03 52.03 68.32 -16.29 37.74 36.24 10.81 32.76 356 64 PEAK<br>3 5700.49 52.39 105.34 -52.95 37.96 36.32 10.89 32.78 356 65 PEAK<br>4 5720.06 51.31 110.94 -59.63 36.87 36.35 10.88 32.79 356 65 PEAK | 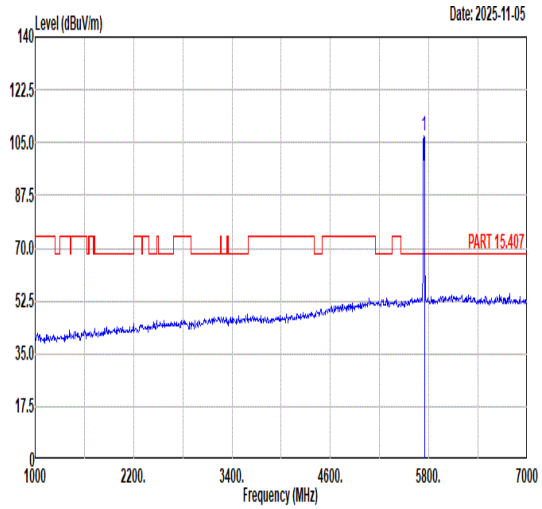 <br>Freq Level Limit Line Margin (dB) Read Level Ant Factor Cable Loss Preamp Factor APos TPos Remark<br>MHz dBuV/m dBuV/m dBuV dB/m dB dB cm deg<br>1 5745.00 107.38 ------ ------ 92.94 36.38 10.86 32.80 356 64 PEAK |
| Avg | Blank | 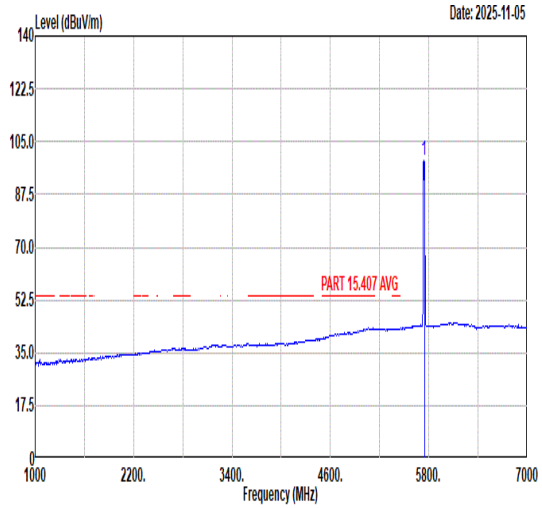 <br>Freq Level Limit Line Margin (dB) Read Level Ant Factor Cable Loss Preamp Factor APos TPos Remark<br>MHz dBuV/m dBuV/m dBuV dB/m dB dB cm deg<br>1 5745.00 98.91 ------ ------ 84.47 36.38 10.86 32.80 356 64 AVERAGE |

| Mode | 108 | |
|---|---|---|
| | Band Edge | |
| | U-NII-3_5.725-5.85_802.11be EHT20_CH149_Partial RU 52/37_5745MHz | |
| ANT | 9+8 | |
| Pol. | Vertical | Fundamental |
| Peak | 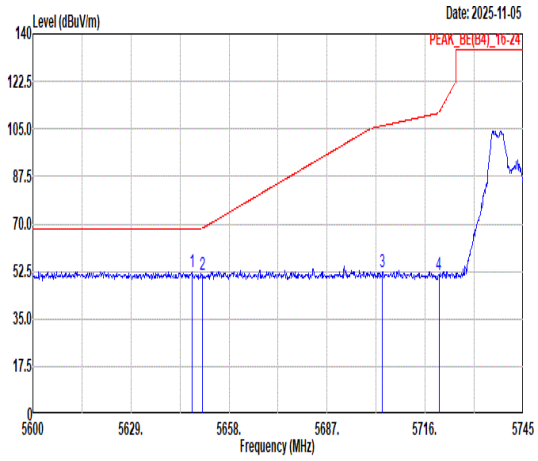 <br>Freq Level Limit Line Margin (dB) Read Level Ant Factor Cable Loss Preamp Factor APos TPos Remark<br>1 5646.98 52.49 68.30 -15.81 38.21 36.24 10.80 32.76 331 242 PEAK<br>2 5650.03 51.33 68.32 -16.99 37.04 36.24 10.81 32.76 331 242 PEAK<br>3 5703.39 52.45 106.15 -53.70 38.01 36.33 10.89 32.78 331 242 PEAK<br>4 5720.06 51.11 110.94 -59.83 36.67 36.35 10.88 32.79 331 242 PEAK | 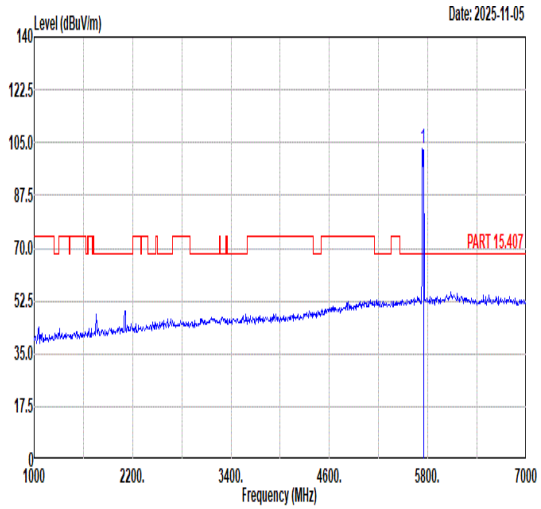 <br>Freq Level Limit Line Margin (dB) Read Level Ant Factor Cable Loss Preamp Factor APos TPos Remark<br>1 5745.00 103.03 ------ ------ 88.58 36.37 10.87 32.79 331 242 PEAK |
| Avg | Blank | 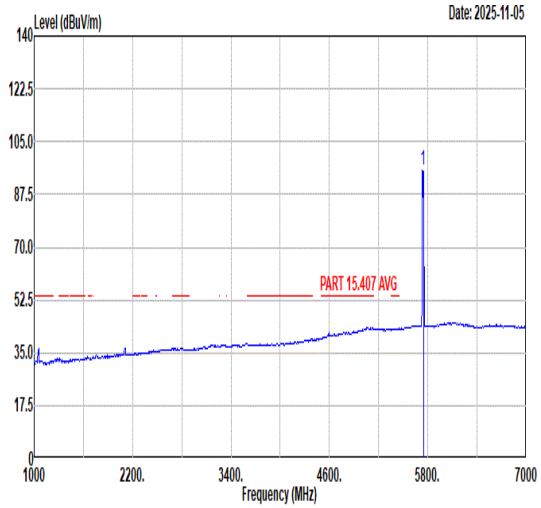 <br>Freq Level Limit Line Margin (dB) Read Level Ant Factor Cable Loss Preamp Factor APos TPos Remark<br>1 5745.00 95.37 ------ ------ 80.92 36.37 10.87 32.79 331 242 AVERAGE |

| Mode | 109 | |
|---|---|---|
| | Band Edge | |
| | U-NII-3_5.725-5.85_802.11be EHT20_CH165_Partial RU 52/40_5825MHz | |
| ANT | 9+8 | |
| Pol. | Horizontal | Fundamental |
| Peak | 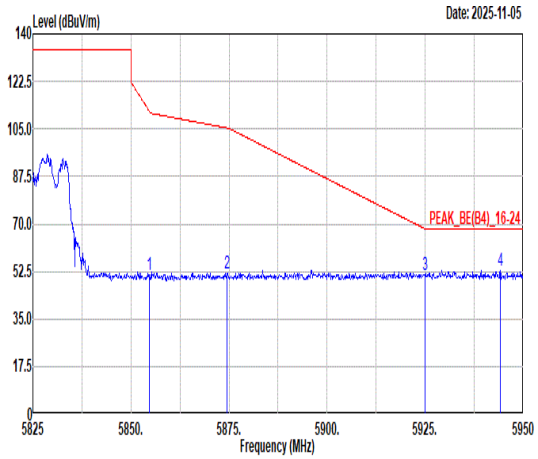 <br>Freq Level Limit Line Margin (dB) Read Level Ant Factor Cable Loss Preamp Factor APos TPos Remark<br>MHz dBuV/m dBuV/m dBuV dB/m dB dB cm deg<br>1 5854.75 51.48 111.37 -59.89 36.92 36.57 10.83 32.84 349 74 PEAK<br>2 5874.50 51.63 105.34 -53.71 37.04 36.60 10.84 32.85 349 74 PEAK<br>3 5925.00 51.08 68.20 -17.12 36.38 36.68 10.89 32.87 349 74 PEAK<br>4 5944.13 52.83 68.30 -15.47 38.08 36.71 10.92 32.88 349 74 PEAK | 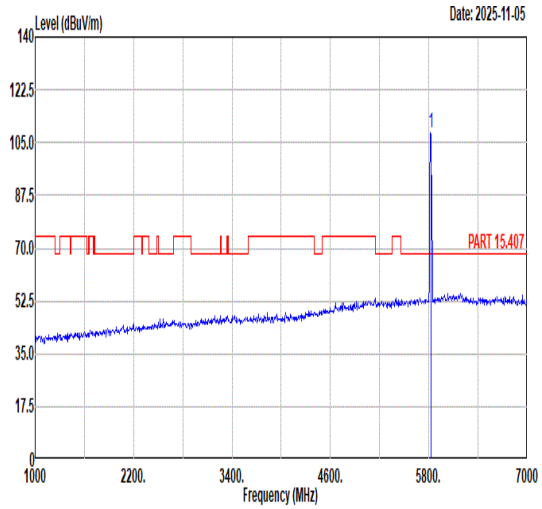 <br>Freq Level Limit Line Margin (dB) Read Level Ant Factor Cable Loss Preamp Factor APos TPos Remark<br>MHz dBuV/m dBuV/m dBuV dB/m dB dB cm deg<br>1 5825.00 108.25 ------ ------ 93.75 36.51 10.82 32.83 349 74 PEAK |
| Avg | Blank | 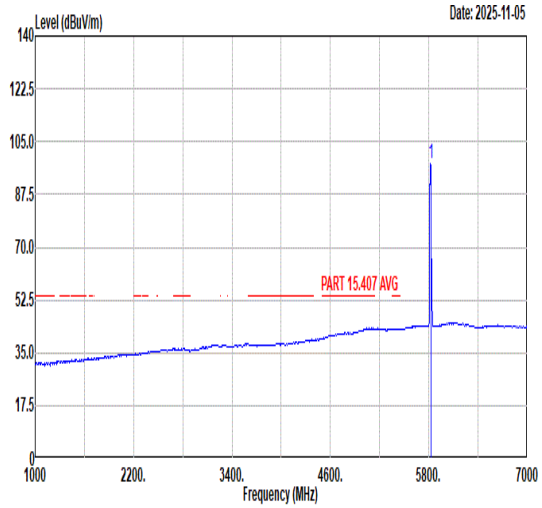 <br>Freq Level Limit Line Margin (dB) Read Level Ant Factor Cable Loss Preamp Factor APos TPos Remark<br>MHz dBuV/m dBuV/m dBuV dB/m dB dB cm deg<br>1 5825.00 97.81 ------ ------ 83.31 36.51 10.82 32.83 349 74 AVERAGE |

| Mode | 109 | |
|---|---|---|
| | Band Edge | |
| | U-NII-3_5.725-5.85_802.11be EHT20_CH165_Partial RU 52/40_5825MHz | |
| ANT | 9+8 | |
| Pol. | Vertical | Fundamental |
| Peak | 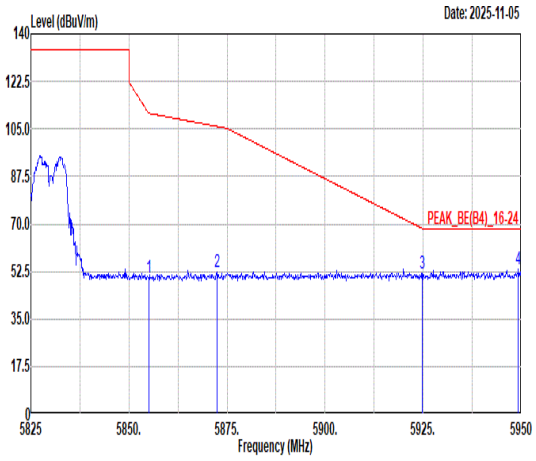 <br>Freq Level Limit Line Margin (dB) Read Level Ant Factor Cable Loss Preamp Factor APos TPos Remark<br>MHz dBuV/m dBuV/m dBuV dB/m dB dB cm deg<br>1 5855.00 50.34 110.80 -60.46 35.78 36.57 10.83 32.84 323 239 PEAK<br>2 5872.38 52.54 105.93 -53.39 37.95 36.60 10.84 32.85 323 239 PEAK<br>3 5924.75 51.75 68.38 -16.63 37.05 36.68 10.89 32.87 323 239 PEAK<br>4 5949.25 53.29 68.30 -15.01 38.53 36.72 10.92 32.88 323 239 PEAK | 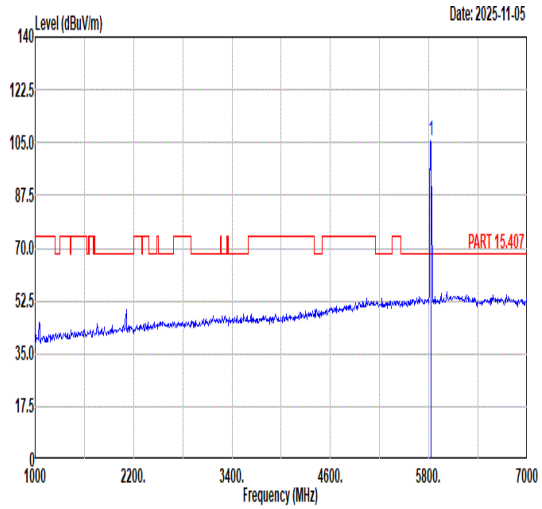 <br>Freq Level Limit Line Margin (dB) Read Level Ant Factor Cable Loss Preamp Factor APos TPos Remark<br>MHz dBuV/m dBuV/m dBuV dB/m dB dB cm deg<br>1 5825.00 105.88 ------ ------ 91.38 36.51 10.82 32.83 323 239 PEAK |
| Avg | Blank | 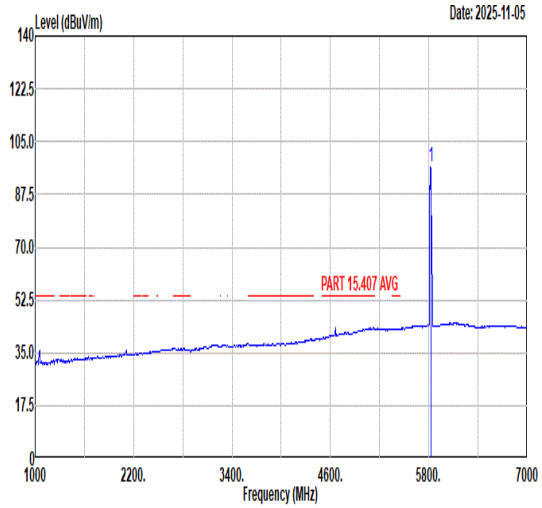 <br>Freq Level Limit Line Margin (dB) Read Level Ant Factor Cable Loss Preamp Factor APos TPos Remark<br>MHz dBuV/m dBuV/m dBuV dB/m dB dB cm deg<br>1 5825.00 96.58 ------ ------ 82.08 36.51 10.82 32.83 323 239 AVERAGE |

| Mode | 110 | |
|---|---|---|
| | Band Edge | |
| | U-NII-3_5.725-5.85_802.11be EHT20_CH149_worse from PSD 106+26_OFDMA-1_5745MHz | |
| ANT | 9+8 | |
| Pol. | Horizontal | Fundamental |
| Peak | 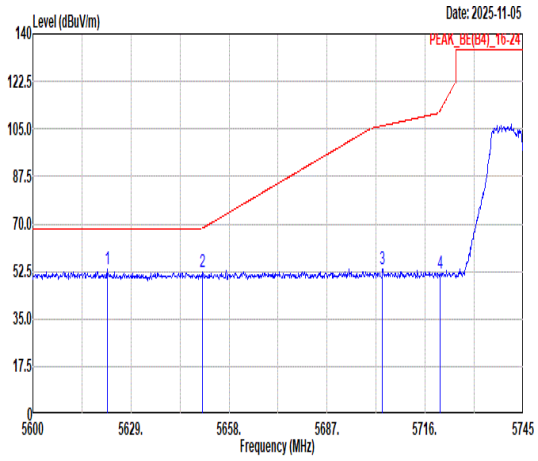 <br>Freq Level Limit Line Margin (dB) Read Level Ant Factor Cable Loss Preamp Factor APos TPos Remark<br>MHz dBuV/m dBuV/m dBuV dB/m dB dB cm deg<br>1 5622.04 53.12 68.30 -15.18 38.93 36.20 10.74 32.75 291 75 PEAK<br>2 5650.03 52.28 68.32 -16.04 37.99 36.24 10.81 32.76 291 75 PEAK<br>3 5703.39 53.16 106.15 -52.99 38.72 36.33 10.89 32.78 291 75 PEAK<br>4 5720.35 52.03 111.60 -59.57 37.59 36.35 10.88 32.79 291 75 PEAK | 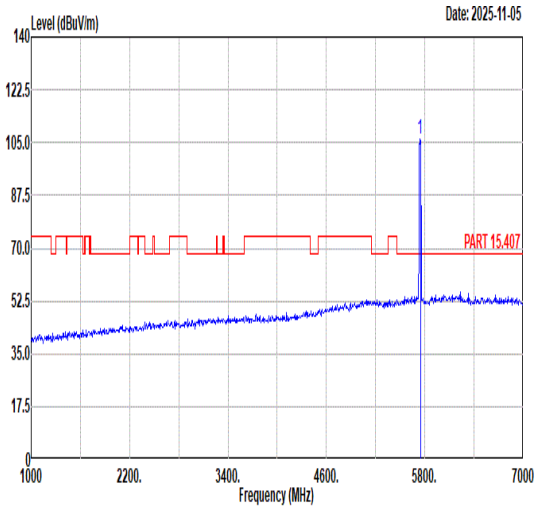 <br>Freq Level Limit Line Margin (dB) Read Level Ant Factor Cable Loss Preamp Factor APos TPos Remark<br>MHz dBuV/m dBuV/m dBuV dB/m dB dB cm deg<br>1 5745.00 106.20 ------ ------ 91.76 36.38 10.86 32.80 291 75 PEAK |
| Avg | Blank | 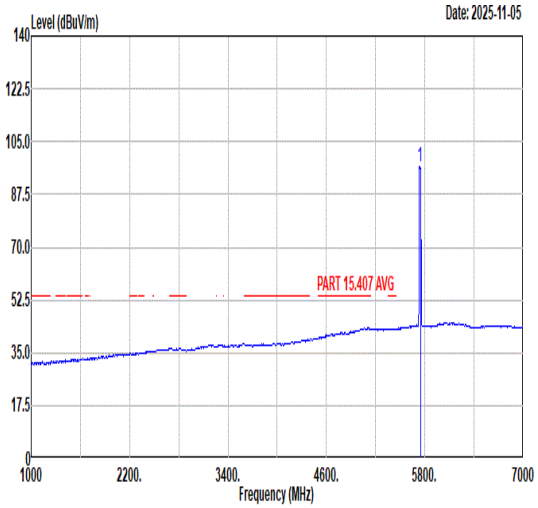 <br>Freq Level Limit Line Margin (dB) Read Level Ant Factor Cable Loss Preamp Factor APos TPos Remark<br>MHz dBuV/m dBuV/m dBuV dB/m dB dB cm deg<br>1 5745.00 96.89 ------ ------ 82.45 36.38 10.86 32.80 291 75 AVERAGE |

| Mode | 110 | |
|---|---|---|
| | Band Edge | |
| | U-NII-3_5.725-5.85_802.11be EHT20_CH149_worse from PSD 106+26_OFDMA-1_5745MHz | |
| ANT | 9+8 | |
| Pol. | Vertical | Fundamental |
| Peak | 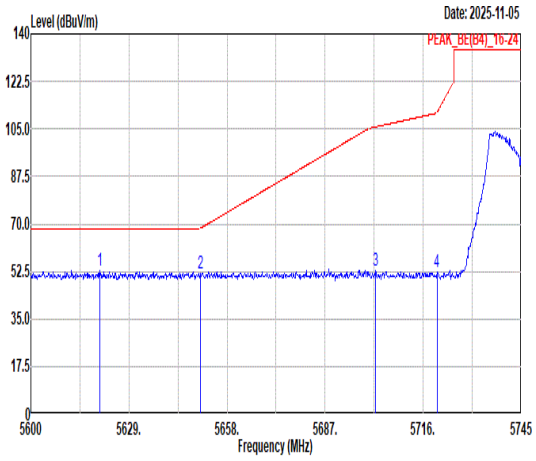 <br>Freq Level Limit Line Margin (dB) Read Level Ant Factor Cable Loss Preamp Factor APos TPos Remark<br>MHz dBuV/m dBuV/m dBuV dB/m dB dB cm deg<br>1 5620.30 52.89 68.30 -15.41 38.71 36.19 10.74 32.75 332 238 PEAK<br>2 5650.17 51.56 68.43 -16.87 37.27 36.24 10.81 32.76 332 238 PEAK<br>3 5701.94 52.57 105.74 -53.17 38.14 36.32 10.89 32.78 332 238 PEAK<br>4 5720.06 52.40 110.94 -58.54 37.96 36.35 10.88 32.79 332 238 PEAK | 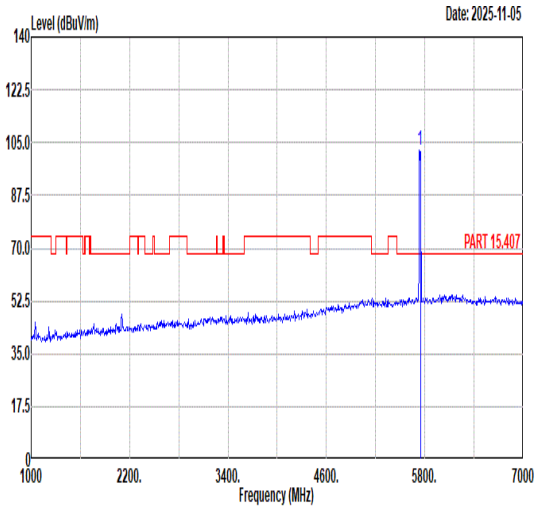 <br>Freq Level Limit Line Margin (dB) Read Level Ant Factor Cable Loss Preamp Factor APos TPos Remark<br>MHz dBuV/m dBuV/m dBuV dB/m dB dB cm deg<br>1 5745.00 102.48 ------ ------ 88.03 36.37 10.87 32.79 332 238 PEAK |
| Avg | Blank | 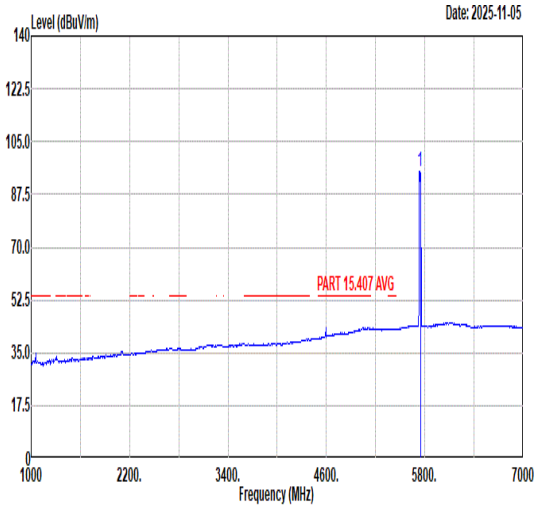 <br>Freq Level Limit Line Margin (dB) Read Level Ant Factor Cable Loss Preamp Factor APos TPos Remark<br>MHz dBuV/m dBuV/m dBuV dB/m dB dB cm deg<br>1 5745.00 95.13 ------ ------ 80.68 36.37 10.87 32.79 332 238 AVERAGE |

| Mode | 111 | |
|---|---|---|
| | Band Edge | |
| | U-NII-3_5.725-5.85_802.11be EHT20_CH165_worse from PSD 106+26_OFDMA-2_5825MHz | |
| ANT | 9+8 | |
| Pol. | Horizontal | Fundamental |
| Peak | 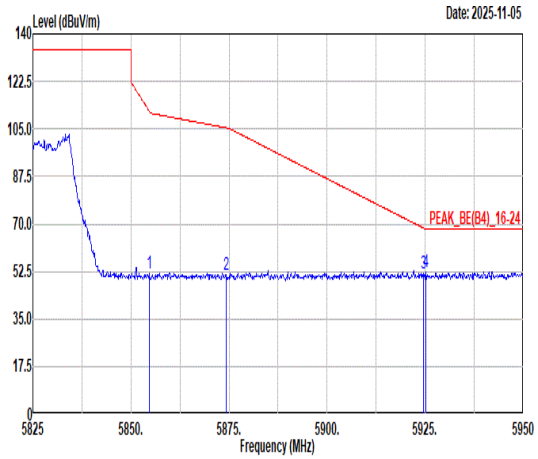 <br>Freq Level Limit Line Margin (dB) Read Level Ant Factor Cable Loss Preamp Factor APos TPos Remark<br>MHz dBuV/m dBuV/m dBuV dB/m dB dB cm deg<br>1 5854.75 51.75 111.37 -59.62 37.19 36.57 10.83 32.84 347 72 PEAK<br>2 5874.25 51.29 105.41 -54.12 36.70 36.60 10.84 32.85 347 72 PEAK<br>3 5924.50 51.72 68.57 -16.85 37.03 36.68 10.88 32.87 347 72 PEAK<br>4 5925.25 52.54 68.30 -15.76 37.84 36.68 10.89 32.87 347 72 PEAK | 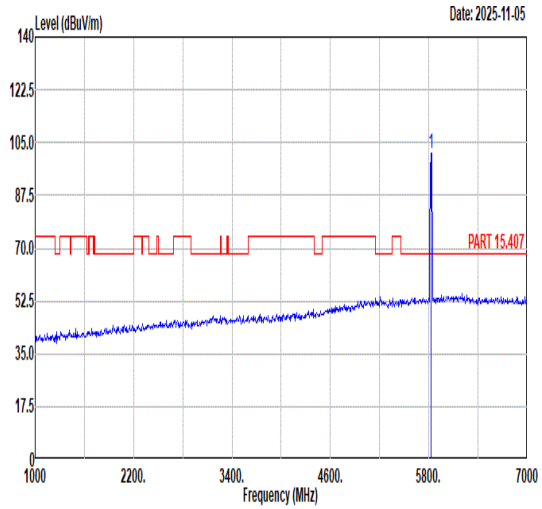 <br>Freq Level Limit Line Margin (dB) Read Level Ant Factor Cable Loss Preamp Factor APos TPos Remark<br>MHz dBuV/m dBuV/m dBuV dB/m dB dB cm deg<br>1 5825.00 101.27 ------ ------ 86.73 36.54 10.83 32.83 347 72 PEAK |
| Avg | Blank | 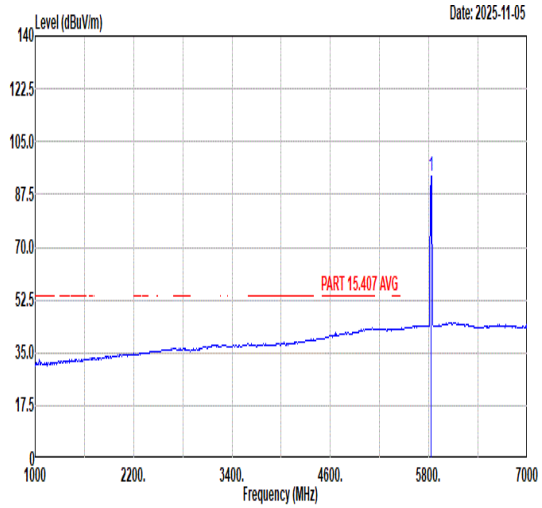 <br>Freq Level Limit Line Margin (dB) Read Level Ant Factor Cable Loss Preamp Factor APos TPos Remark<br>MHz dBuV/m dBuV/m dBuV dB/m dB dB cm deg<br>1 5825.00 93.52 ------ ------ 78.98 36.54 10.83 32.83 347 72 AVERAGE |

| Mode | 111 | |
|---|---|---|
| | Band Edge | |
| | U-NII-3_5.725-5.85_802.11be EHT20_CH165_worse from PSD 106+26_OFDMA-2_5825MHz | |
| ANT | 9+8 | |
| Pol. | Vertical | Fundamental |
| Peak | 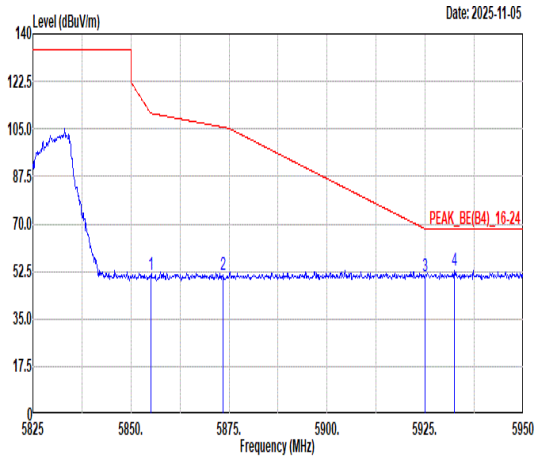 <br>Freq Level Limit Line Margin (dB) Read Level Ant Factor Cable Loss Preamp Factor APos TPos Remark<br>MHz dBuV/m dBuV/m dBuV dB/m dB dB cm deg<br>1 5855.00 51.07 110.80 -59.73 36.51 36.57 10.83 32.84 292 228 PEAK<br>2 5873.50 51.41 105.62 -54.21 36.82 36.60 10.84 32.85 292 228 PEAK<br>3 5925.00 50.79 68.20 -17.41 36.09 36.68 10.89 32.87 292 228 PEAK<br>4 5932.50 53.01 68.30 -15.29 38.29 36.69 10.90 32.87 292 228 PEAK | 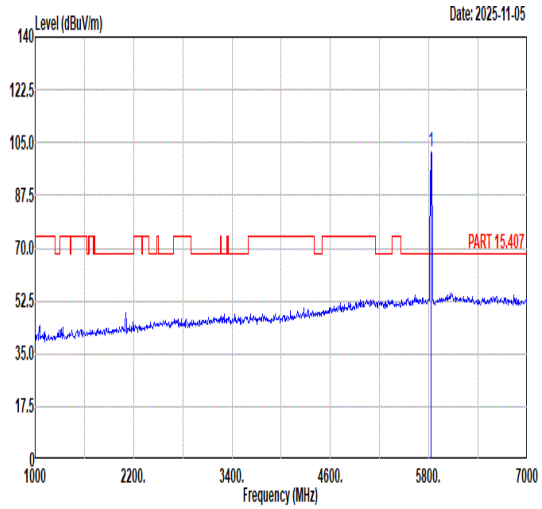 <br>Freq Level Limit Line Margin (dB) Read Level Ant Factor Cable Loss Preamp Factor APos TPos Remark<br>MHz dBuV/m dBuV/m dBuV dB/m dB dB cm deg<br>1 5825.00 101.94 ------ ------ 87.41 36.53 10.83 32.83 292 228 PEAK |
| Avg | Blank | 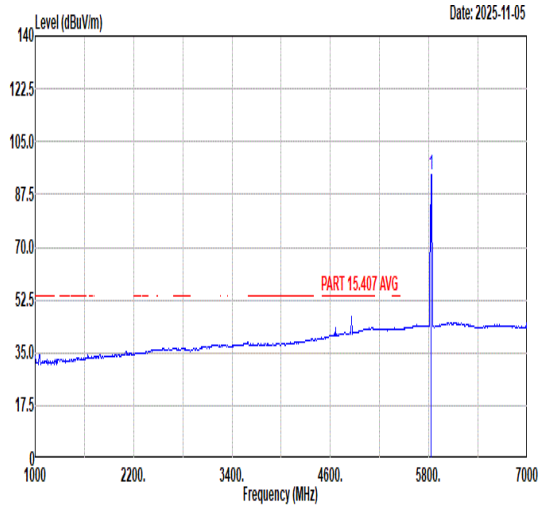 <br>Freq Level Limit Line Margin (dB) Read Level Ant Factor Cable Loss Preamp Factor APos TPos Remark<br>MHz dBuV/m dBuV/m dBuV dB/m dB dB cm deg<br>1 5825.00 94.03 ------ ------ 79.49 36.54 10.83 32.83 292 228 AVERAGE |

| Mode | 112 | |
|---|---|---|
| | Band Edge - L | |
| | U-NII-1_5.15-5.25_802.11be EHT80_CH42_Large RU 484+242 4_5210MHz | |
| ANT | 9+8 | |
| Pol. | Horizontal | Fundamental |
| Peak | 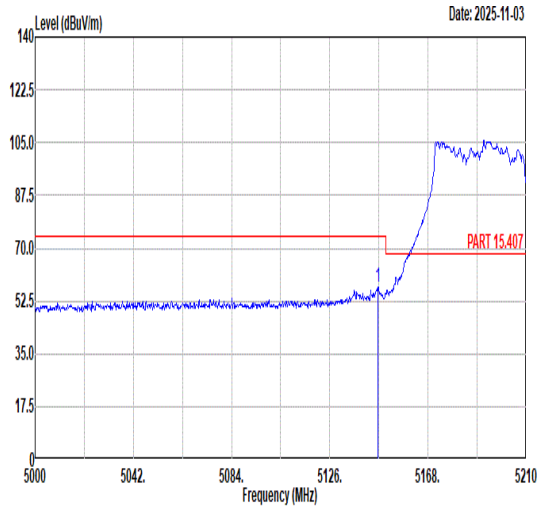 <br>Freq Level Limit Line Margin (dB) Read Level Ant Factor Cable Loss Preamp Factor APos TPos Remark<br>MHz dBuV/m dBuV/m dBuV dB/m dB dB cm deg<br>1 5146.58 56.86 74.00 -17.14 43.11 35.86 10.52 32.63 179 61 PEAK | 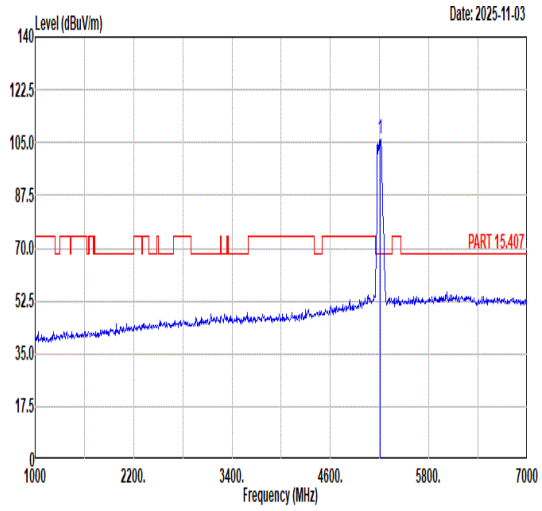 <br>Freq Level Limit Line Margin (dB) Read Level Ant Factor Cable Loss Preamp Factor APos TPos Remark<br>MHz dBuV/m dBuV/m dBuV dB/m dB dB cm deg<br>1 5210.00 106.38 ------ ------ 92.71 35.88 10.43 32.64 179 61 PEAK |
| Avg | 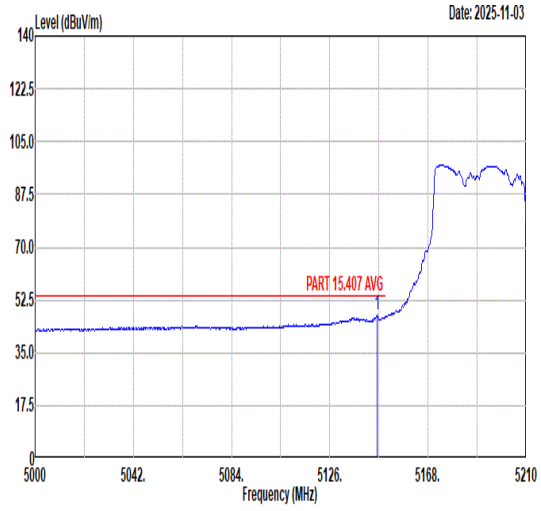 <br>Freq Level Limit Line Margin (dB) Read Level Ant Factor Cable Loss Preamp Factor APos TPos Remark<br>MHz dBuV/m dBuV/m dBuV dB/m dB dB cm deg<br>1 5146.37 47.71 54.00 -6.29 33.96 35.86 10.52 32.63 179 61 AVERAGE | 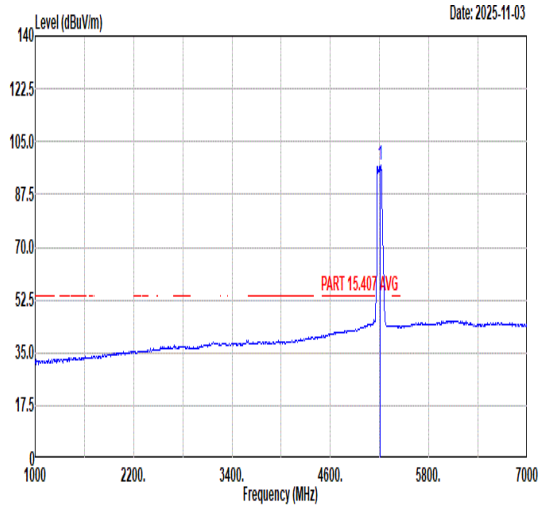 <br>Freq Level Limit Line Margin (dB) Read Level Ant Factor Cable Loss Preamp Factor APos TPos Remark<br>MHz dBuV/m dBuV/m dBuV dB/m dB dB cm deg<br>1 5210.00 97.17 ------ ------ 83.50 35.88 10.43 32.64 179 61 AVERAGE |

| Mode | 112 | |
|---|---|---|
| | Band Edge - R | |
| | U-NII-1_5.15-5.25_802.11be EHT80_CH42_Large RU 484+242 4_5210MHz | |
| ANT | 9+8 | |
| Pol. | Horizontal | Fundamental |
| Peak | 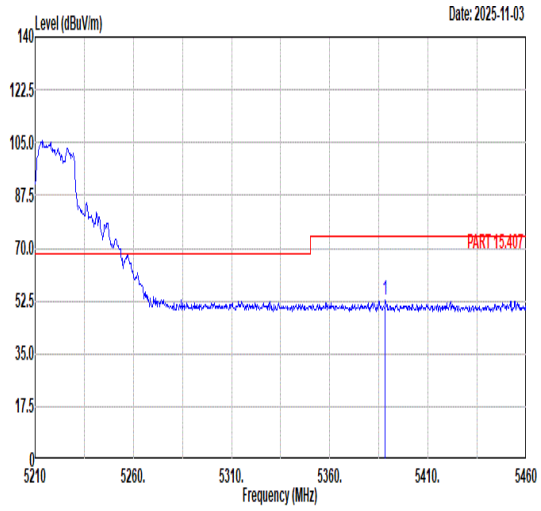 <br>Freq Level Limit Line Margin (dB) Read Level Ant Factor Cable Loss Preamp Factor APos TPos Remark<br>MHz dBuV/m dBuV/m dBuV dB/m dB dB cm deg<br>1 5388.25 52.59 74.00 -21.41 38.80 35.96 10.51 32.68 179 61 PEAK | Blank |
| Avg | 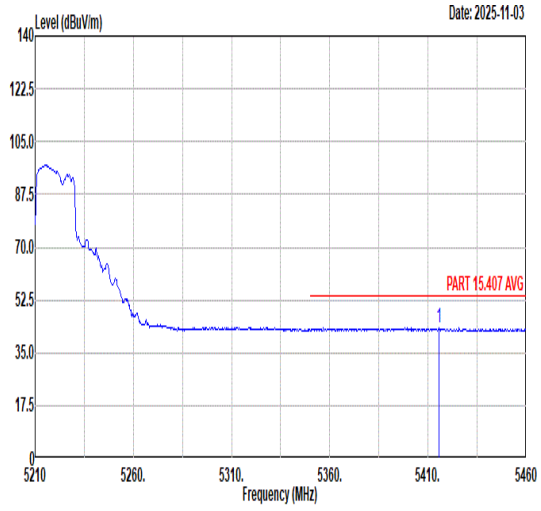 <br>Freq Level Limit Line Margin (dB) Read Level Ant Factor Cable Loss Preamp Factor APos TPos Remark<br>MHz dBuV/m dBuV/m dBuV dB/m dB dB cm deg<br>1 5415.50 43.26 54.00 -10.74 29.46 35.97 10.51 32.68 179 61 AVERAGE | Blank |

| Mode | 112 | |
|---|---|---|
| | Band Edge - L | |
| | U-NII-1_5.15-5.25_802.11be EHT80_CH42_Large RU 484+242 4_5210MHz | |
| ANT | 9+8 | |
| Pol. | Vertical | Fundamental |
| Peak | 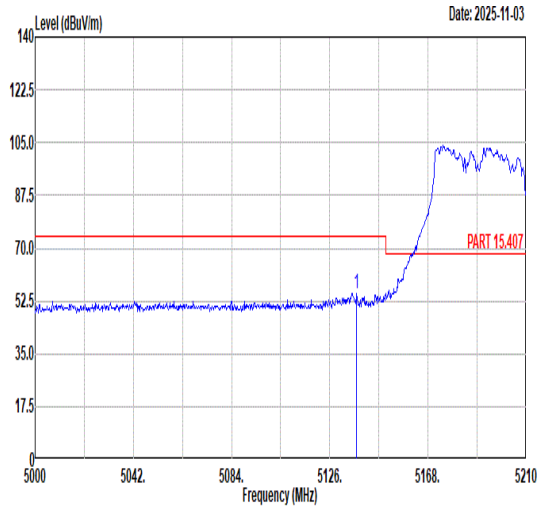 <br>Freq Level Limit Line Margin (dB) Read Level Ant Factor Cable Loss Preamp Factor APos TPos Remark<br>MHz dBuV/m dBuV/m dBuV dB/m dB dB cm deg<br>1 5137.55 55.04 74.00 -18.96 41.27 35.86 10.54 32.63 271 76 PEAK | 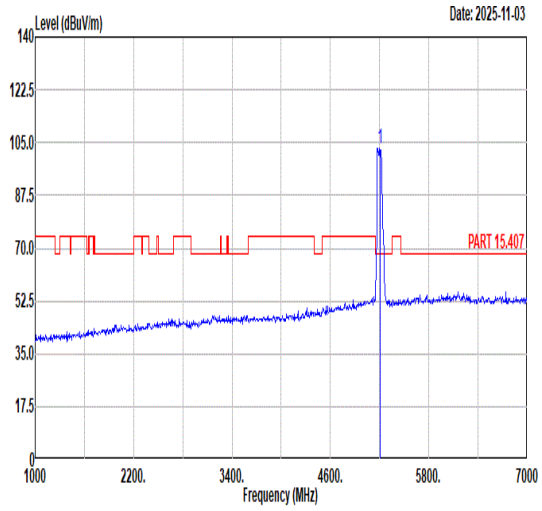 <br>Freq Level Limit Line Margin (dB) Read Level Ant Factor Cable Loss Preamp Factor APos TPos Remark<br>MHz dBuV/m dBuV/m dBuV dB/m dB dB cm deg<br>1 5210.00 103.18 ------ ------ 89.49 35.87 10.46 32.64 271 76 PEAK |
| Avg | 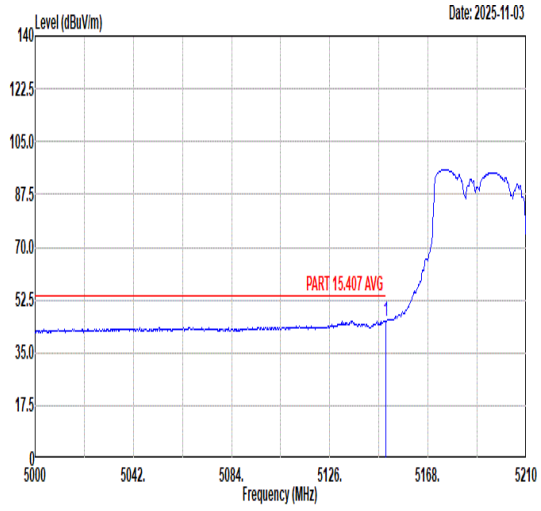 <br>Freq Level Limit Line Margin (dB) Read Level Ant Factor Cable Loss Preamp Factor APos TPos Remark<br>MHz dBuV/m dBuV/m dBuV dB/m dB dB cm deg<br>1 5149.94 45.69 54.00 -8.31 31.95 35.86 10.51 32.63 271 76 AVERAGE | 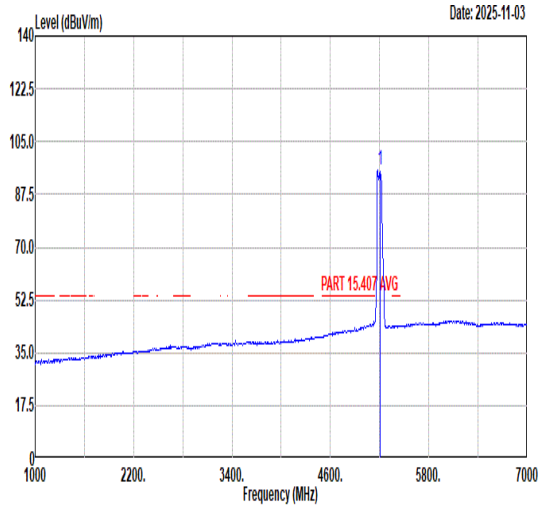 <br>Freq Level Limit Line Margin (dB) Read Level Ant Factor Cable Loss Preamp Factor APos TPos Remark<br>MHz dBuV/m dBuV/m dBuV dB/m dB dB cm deg<br>1 5210.00 95.69 ------ ------ 82.00 35.87 10.46 32.64 271 76 AVERAGE |

| Mode | 112 | |
|---|---|---|
| | Band Edge - R | |
| | U-NII-1_5.15-5.25_802.11be EHT80_CH42_Large RU 484+242 4_5210MHz | |
| ANT | 9+8 | |
| Pol. | Vertical | Fundamental |
| Peak | 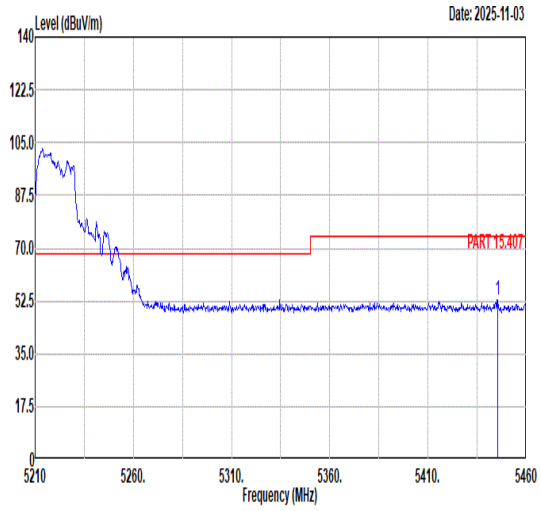 <br>Freq Level Limit Line Margin (dB) Read Level Ant Factor Cable Loss Preamp Factor APos TPos Remark<br>MHz dBuV/m dBuV/m dBuV dB/m dB dB cm deg<br>1 5445.50 52.97 74.00 -21.03 39.15 35.98 10.53 32.69 271 76 PEAK | Blank |
| Avg | 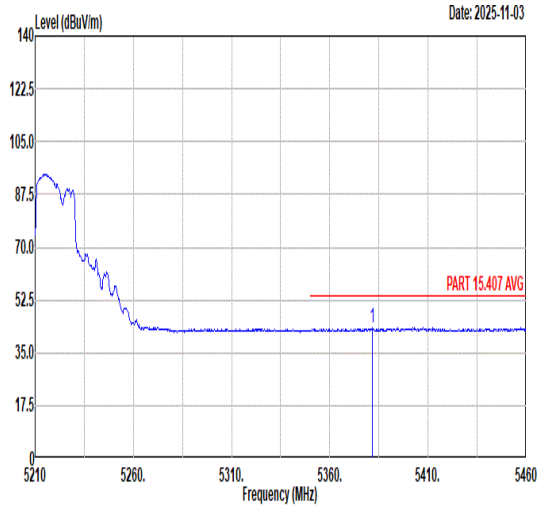 <br>Freq Level Limit Line Margin (dB) Read Level Ant Factor Cable Loss Preamp Factor APos TPos Remark<br>MHz dBuV/m dBuV/m dBuV dB/m dB dB cm deg<br>1 5381.50 43.33 54.00 -10.67 29.54 35.95 10.52 32.68 271 76 AVERAGE | Blank |

| Mode | 113 | |
|---|---|---|
| | Band Edge - L | |
| | U-NII-2A_5.25-5.35_802.11be EHT80_CH58_Large RU 484+242 1_5290MHz | |
| ANT | 9+8 | |
| Pol. | Horizontal | Fundamental |
| Peak | 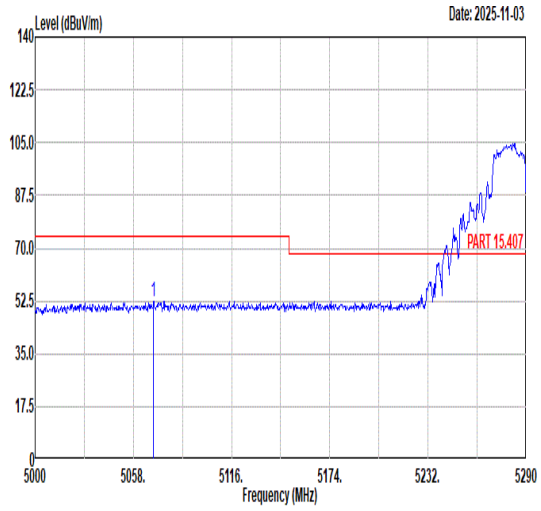 <br>Freq Level Limit Line Margin (dB) Read Level Ant Factor Cable Loss Preamp Factor APos TPos Remark<br>MHz dBuV/m dBuV/m dBuV dB/m dB dB cm deg<br>1 5069.89 52.42 74.00 -21.58 38.65 35.83 10.55 32.61 204 127 PEAK | 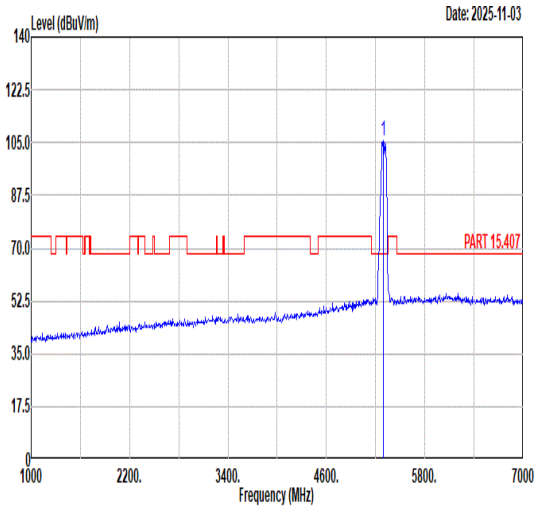 <br>Freq Level Limit Line Margin (dB) Read Level Ant Factor Cable Loss Preamp Factor APos TPos Remark<br>MHz dBuV/m dBuV/m dBuV dB/m dB dB cm deg<br>1 5290.00 105.69 ------ ------ 91.84 35.92 10.59 32.66 204 127 PEAK |
| Avg | 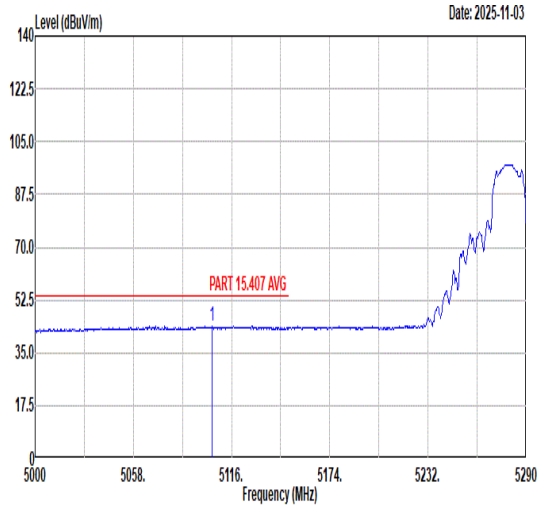 <br>Freq Level Limit Line Margin (dB) Read Level Ant Factor Cable Loss Preamp Factor APos TPos Remark<br>MHz dBuV/m dBuV/m dBuV dB/m dB dB cm deg<br>1 5104.69 43.82 54.00 -10.18 30.00 35.84 10.60 32.62 204 127 AVERAGE | 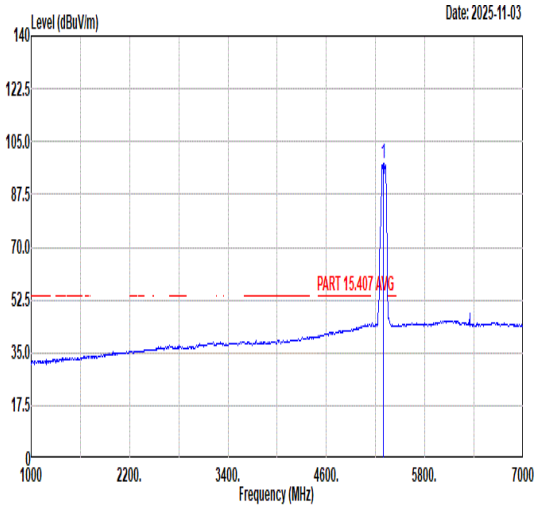 <br>Freq Level Limit Line Margin (dB) Read Level Ant Factor Cable Loss Preamp Factor APos TPos Remark<br>MHz dBuV/m dBuV/m dBuV dB/m dB dB cm deg<br>1 5290.00 97.57 ------ ------ 83.71 35.92 10.60 32.66 204 127 AVERAGE |

| Mode | 113 | |
|---|---|---|
| | Band Edge - R | |
| | U-NII-2A_5.25-5.35_802.11be EHT80_CH58_Large RU 484+242 1_5290MHz | |
| ANT | 9+8 | |
| Pol. | Horizontal | Fundamental |
| Peak | 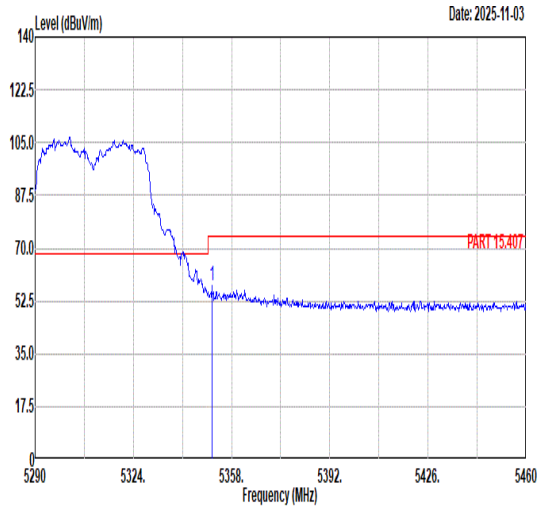 <br>Freq Level Limit Line Margin (dB) Read Level Ant Factor Cable Loss Preamp Factor APos TPos Remark<br>MHz dBuV/m dBuV/m dBuV dB/m dB dB cm deg<br>1 5351.20 57.34 74.00 -16.66 43.52 35.94 10.55 32.67 204 127 PEAK | Blank |
| Avg | 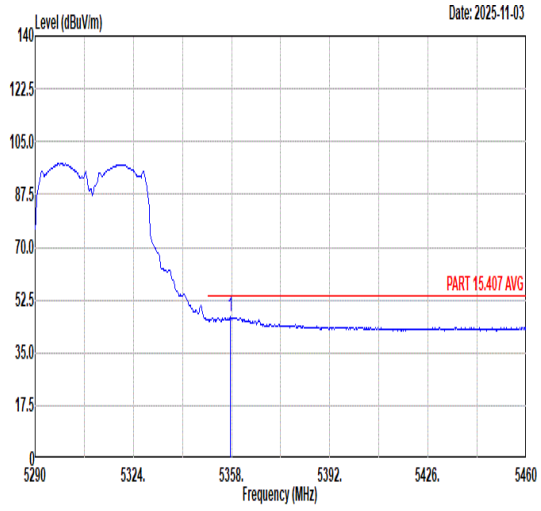 <br>Freq Level Limit Line Margin (dB) Read Level Ant Factor Cable Loss Preamp Factor APos TPos Remark<br>MHz dBuV/m dBuV/m dBuV dB/m dB dB cm deg<br>1 5357.66 46.79 54.00 -7.21 32.98 35.94 10.54 32.67 204 127 AVERAGE | Blank |

| Mode | 113 | |
|---|---|---|
| | Band Edge - L | |
| | U-NII-2A_5.25-5.35_802.11be EHT80_CH58_Large RU 484+242 1_5290MHz | |
| ANT | 9+8 | |
| Pol. | Vertical | Fundamental |
| Peak | 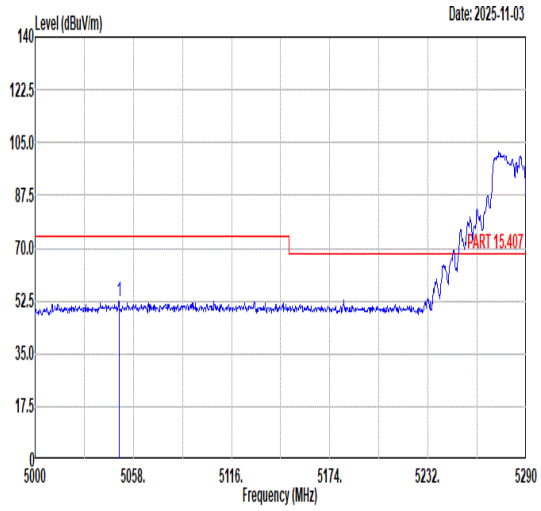 <br>Freq Level Limit Line Margin (dB) Read Level Ant Factor Cable Loss Preamp Factor APos TPos Remark<br>MHz dBuV/m dBuV/m dBuV dB/m dB dB cm deg<br>1 5049.59 52.45 74.00 -21.55 38.75 35.82 10.49 32.61 328 67 PEAK | 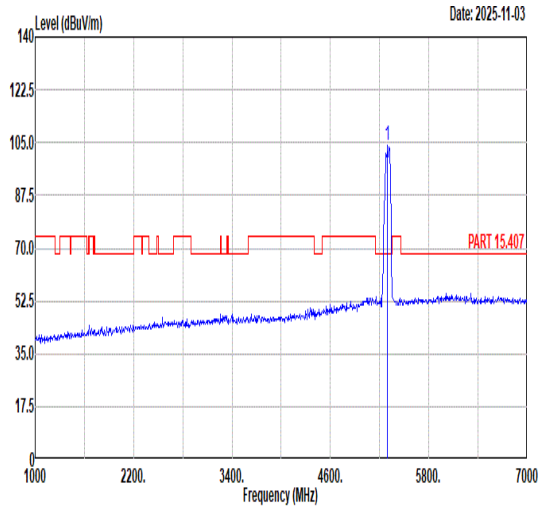 <br>Freq Level Limit Line Margin (dB) Read Level Ant Factor Cable Loss Preamp Factor APos TPos Remark<br>MHz dBuV/m dBuV/m dBuV dB/m dB dB cm deg<br>1 5290.00 104.26 ------ ------ 90.41 35.92 10.59 32.66 328 67 PEAK |
| Avg | 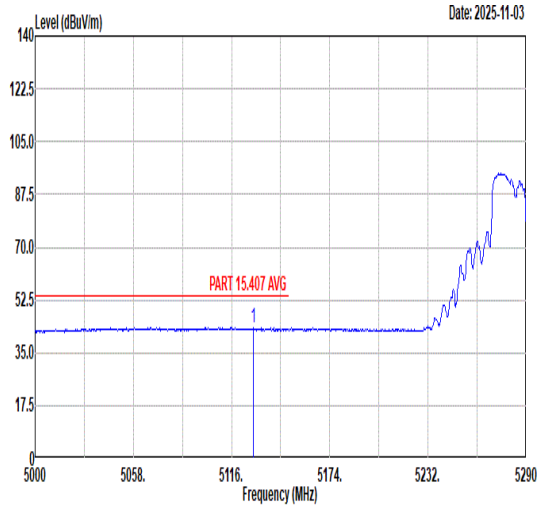 <br>Freq Level Limit Line Margin (dB) Read Level Ant Factor Cable Loss Preamp Factor APos TPos Remark<br>MHz dBuV/m dBuV/m dBuV dB/m dB dB cm deg<br>1 5128.76 43.31 54.00 -10.69 29.54 35.85 10.55 32.63 328 67 AVERAGE | 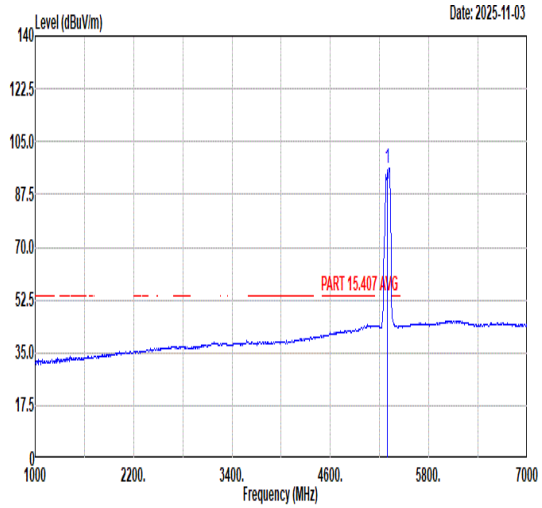 <br>Freq Level Limit Line Margin (dB) Read Level Ant Factor Cable Loss Preamp Factor APos TPos Remark<br>MHz dBuV/m dBuV/m dBuV dB/m dB dB cm deg<br>1 5290.00 95.95 ------ ------ 82.09 35.93 10.59 32.66 328 67 AVERAGE |

| Mode | 113 | |
|---|---|---|
| | Band Edge - R | |
| | U-NII-2A_5.25-5.35_802.11be EHT80_CH58_Large RU 484+242 1_5290MHz | |
| ANT | 9+8 | |
| Pol. | Vertical | Fundamental |
| Peak | 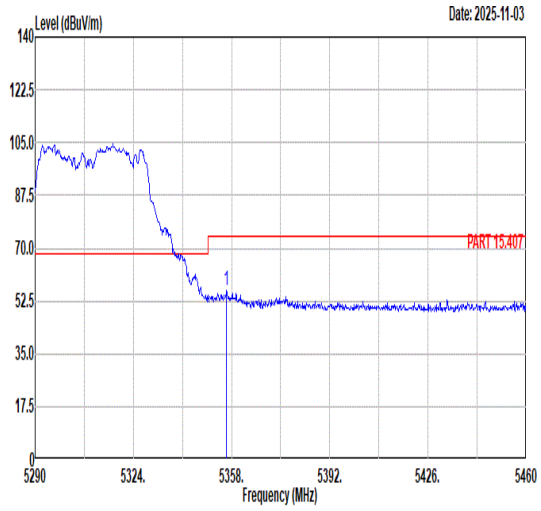 <br>Freq Level Limit Line Margin (dB) Read Level Ant Factor Cable Loss Preamp Factor APos TPos Remark<br>MHz dBuV/m dBuV/m dBuV dB/m dB dB cm deg<br>1 5356.30 55.94 74.00 -18.06 42.12 35.94 10.55 32.67 328 67 PEAK | Blank |
| Avg | 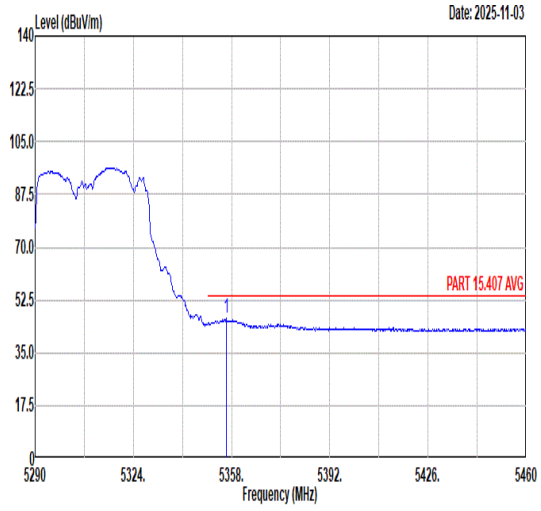 <br>Freq Level Limit Line Margin (dB) Read Level Ant Factor Cable Loss Preamp Factor APos TPos Remark<br>MHz dBuV/m dBuV/m dBuV dB/m dB dB cm deg<br>1 5356.30 46.25 54.00 -7.75 32.43 35.94 10.55 32.67 328 67 AVERAGE | Blank |

| Mode | 114 | |
|---|---|---|
| | Band Edge - L | |
| | U-NII-2C_5.47-5.725_802.11be EHT80_CH106_Large RU 484+242 4_5530MHz | |
| ANT | 9+8 | |
| Pol. | Horizontal | Fundamental |
| Peak | 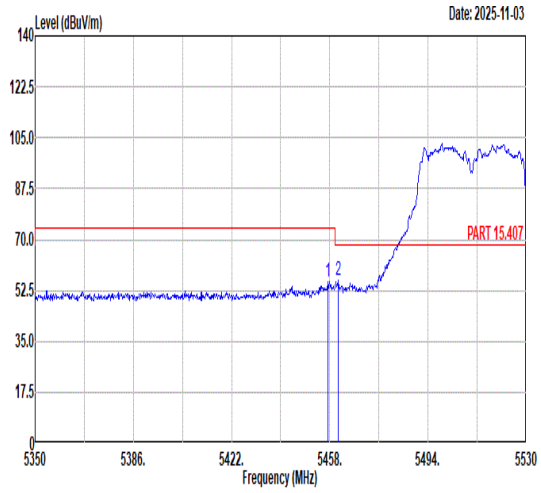 <br>Freq Level Limit Line Margin (dB) Read Level Ant Factor Cable Loss Preamp Factor APos TPos Remark<br>MHz dBuV/m dBuV/m dBuV dB/m dB dB cm deg<br>1 5457.28 55.51 74.00 -18.49 41.68 35.98 10.54 32.69 189 125 PEAK<br>2 5461.06 56.19 68.30 -12.11 42.35 35.98 10.55 32.69 189 125 PEAK | 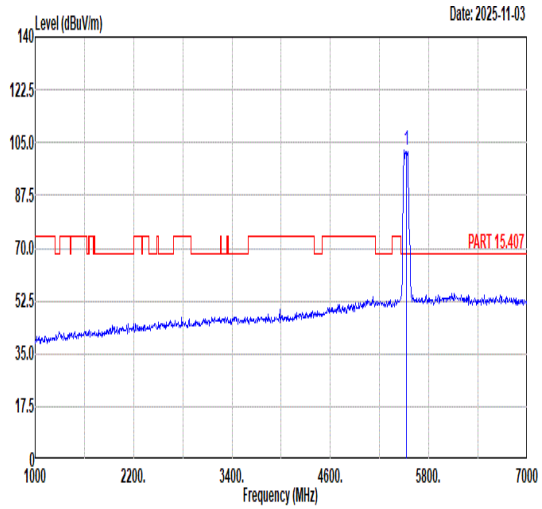 <br>Freq Level Limit Line Margin (dB) Read Level Ant Factor Cable Loss Preamp Factor APos TPos Remark<br>MHz dBuV/m dBuV/m dBuV dB/m dB dB cm deg<br>1 5530.00 102.72 ------ ------ 88.84 36.00 10.58 32.70 189 125 PEAK |
| Avg | 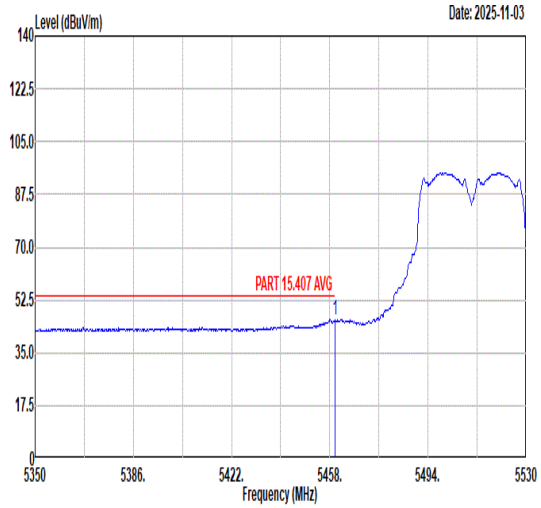 <br>Freq Level Limit Line Margin (dB) Read Level Ant Factor Cable Loss Preamp Factor APos TPos Remark<br>MHz dBuV/m dBuV/m dBuV dB/m dB dB cm deg<br>1 5459.80 45.81 54.00 -8.19 31.98 35.98 10.54 32.69 189 125 AVERAGE | 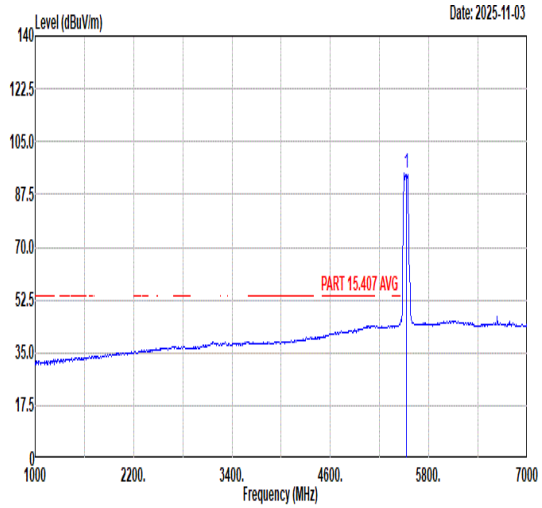 <br>Freq Level Limit Line Margin (dB) Read Level Ant Factor Cable Loss Preamp Factor APos TPos Remark<br>MHz dBuV/m dBuV/m dBuV dB/m dB dB cm deg<br>1 5530.00 94.45 ------ ------ 80.57 36.00 10.58 32.70 189 125 AVERAGE |

| Mode | 114 | |
|---|---|---|
| | Band Edge - R | |
| | U-NII-2C_5.47-5.725_802.11be EHT80_CH106_Large RU 484+242 4_5530MHz | |
| ANT | 9+8 | |
| Pol. | Horizontal | Fundamental |
| Peak | 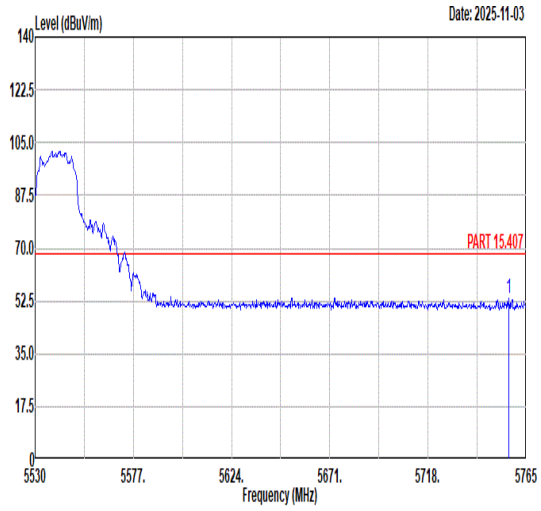 <br>Freq Level Limit Line Margin (dB) Read Level Ant Factor Cable Loss Preamp Factor APos TPos Remark<br>MHz dBuV/m dBuV/m dBuV dB/m dB dB cm deg<br>1 5756.78 53.16 68.30 -15.14 38.70 36.41 10.85 32.80 189 125 PEAK | Blank |

| Mode | 114 | |
|---|---|---|
| | Band Edge - L | |
| | U-NII-2C_5.47-5.725_802.11be EHT80_CH106_Large RU 484+242 4_5530MHz | |
| ANT | 9+8 | |
| Pol. | Vertical | Fundamental |
| Peak | 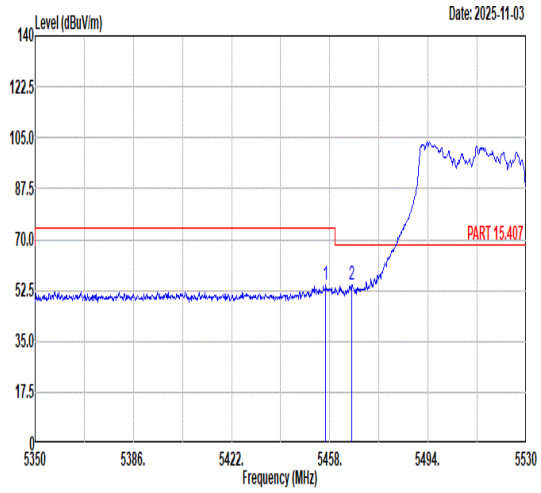 <br>Freq Level Limit Line Margin (dB) Read Level Ant Factor Cable Loss Preamp Factor APos TPos Remark<br>MHz dBuV/m dBuV/m dBuV dB/m dB dB cm deg<br>1 5456.56 54.31 74.00 -19.69 40.48 35.98 10.54 32.69 190 236 PEAK<br>2 5465.92 54.65 68.30 -13.65 40.80 35.99 10.55 32.69 190 236 PEAK | 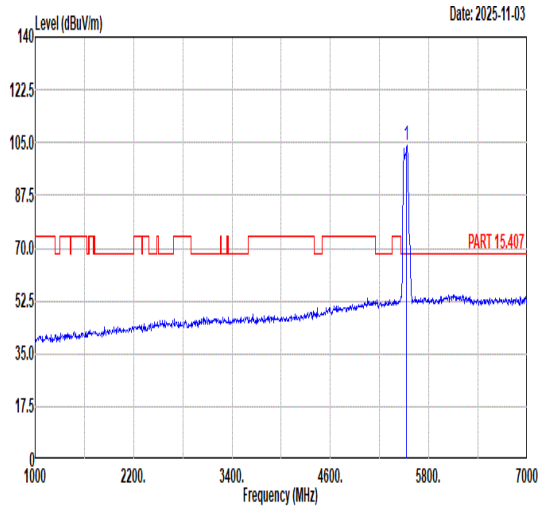 <br>Freq Level Limit Line Margin (dB) Read Level Ant Factor Cable Loss Preamp Factor APos TPos Remark<br>MHz dBuV/m dBuV/m dBuV dB/m dB dB cm deg<br>1 5530.00 103.88 ------ ------ 89.91 36.06 10.62 32.71 190 236 PEAK |
| Avg | 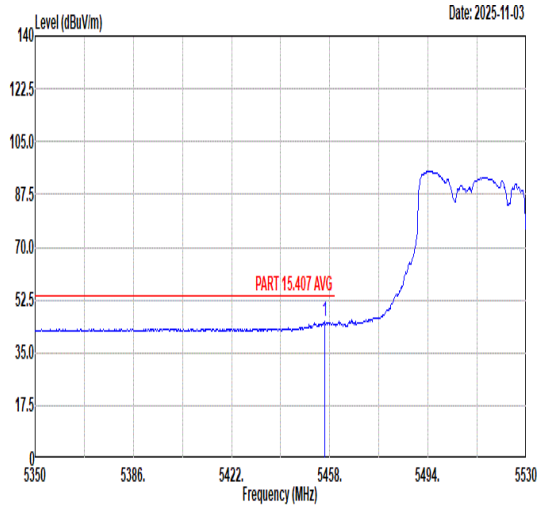 <br>Freq Level Limit Line Margin (dB) Read Level Ant Factor Cable Loss Preamp Factor APos TPos Remark<br>MHz dBuV/m dBuV/m dBuV dB/m dB dB cm deg<br>1 5456.02 45.37 54.00 -8.63 31.54 35.98 10.54 32.69 190 236 AVERAGE | 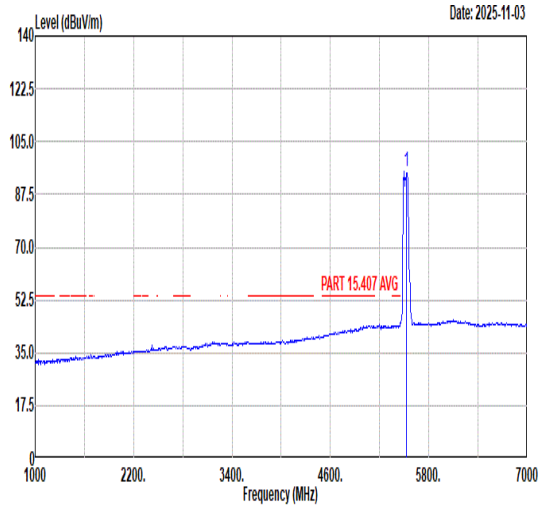 <br>Freq Level Limit Line Margin (dB) Read Level Ant Factor Cable Loss Preamp Factor APos TPos Remark<br>MHz dBuV/m dBuV/m dBuV dB/m dB dB cm deg<br>1 5530.00 95.20 ------ ------ 81.33 36.00 10.57 32.70 190 236 AVERAGE |

| Mode | 114 | |
|---|---|---|
| | Band Edge - R | |
| | U-NII-2C_5.47-5.725_802.11be EHT80_CH106_Large RU 484+242 4_5530MHz | |
| ANT | 9+8 | |
| Pol. | Vertical | Fundamental |
| Peak | 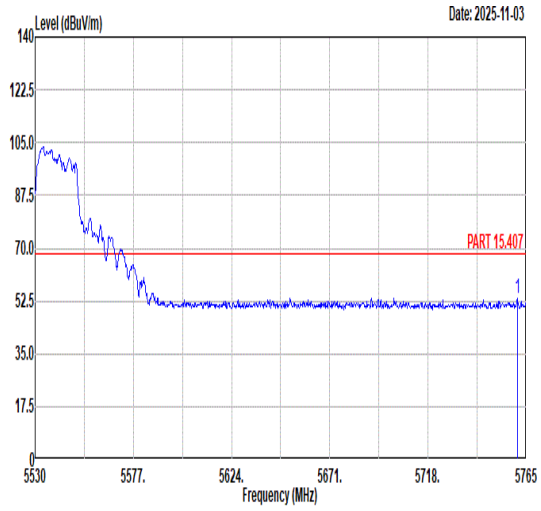 <br>Freq Level Limit Line Margin (dB) Read Level Ant Factor Cable Loss Preamp Factor APos TPos Remark<br>MHz dBuV/m dBuV/m dBuV dB/m dB dB cm deg<br>1 5760.77 53.30 68.30 -15.00 38.83 36.42 10.85 32.80 190 236 PEAK | Blank |

| Mode | 115 | |
|---|---|---|
| | Band Edge - L | |
| | U-NII-2C_5.47-5.725_802.11be EHT80_CH122_Large RU 484+242 1_5610MHz | |
| ANT | 9+8 | |
| Pol. | Horizontal | Fundamental |
| Peak | 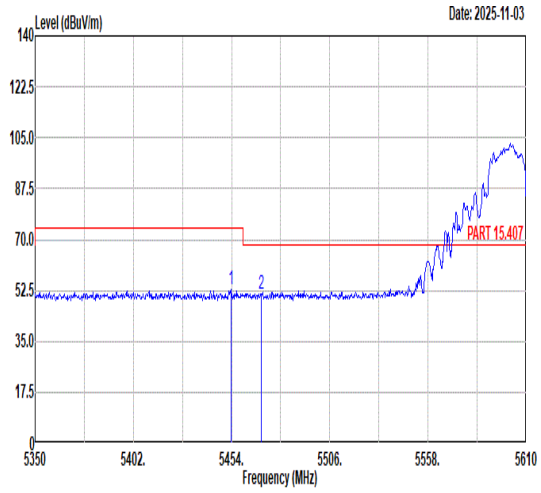 <br>Freq Level Limit Line Margin (dB) Read Level Ant Factor Cable Loss Preamp Factor APos TPos Remark<br>MHz dBuV/m dBuV/m dBuV dB/m dB dB cm deg<br>1 5453.74 52.67 74.00 -21.33 38.84 35.98 10.54 32.69 202 131 PEAK<br>2 5469.60 51.48 68.30 -16.82 37.63 35.99 10.55 32.69 202 131 PEAK | 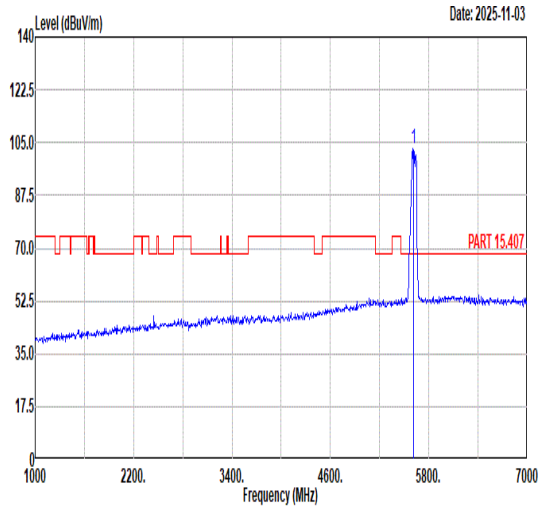 <br>Freq Level Limit Line Margin (dB) Read Level Ant Factor Cable Loss Preamp Factor APos TPos Remark<br>MHz dBuV/m dBuV/m dBuV dB/m dB dB cm deg<br>1 5610.00 103.22 ------ ------ 89.10 36.16 10.70 32.74 202 131 PEAK |
| Avg | 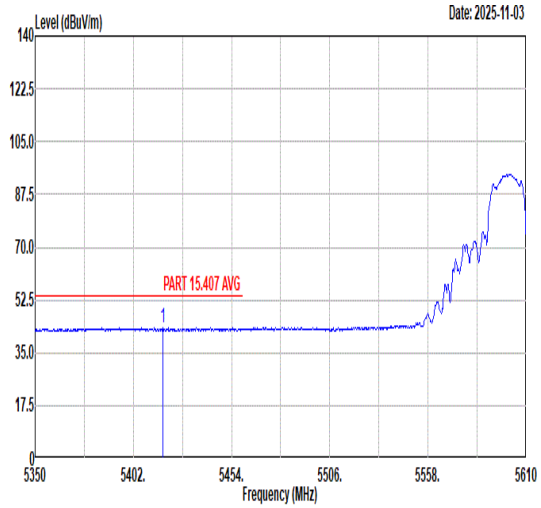 <br>Freq Level Limit Line Margin (dB) Read Level Ant Factor Cable Loss Preamp Factor APos TPos Remark<br>MHz dBuV/m dBuV/m dBuV dB/m dB dB cm deg<br>1 5417.60 43.22 54.00 -10.78 29.42 35.97 10.51 32.68 202 131 AVERAGE | 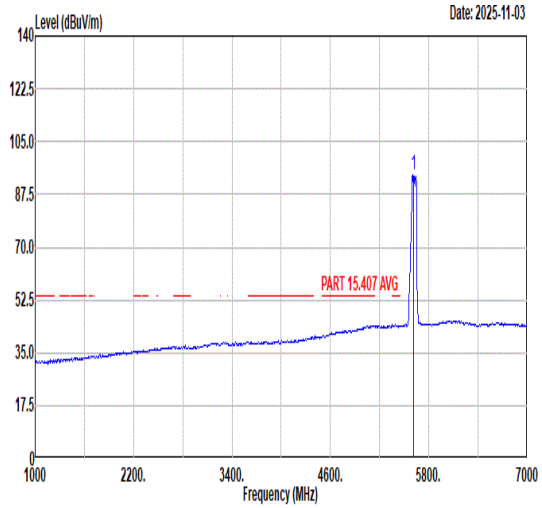 <br>Freq Level Limit Line Margin (dB) Read Level Ant Factor Cable Loss Preamp Factor APos TPos Remark<br>MHz dBuV/m dBuV/m dBuV dB/m dB dB cm deg<br>1 5610.00 93.87 ------ ------ 79.75 36.16 10.70 32.74 202 131 AVERAGE |

| Mode | 115 | |
|---|---|---|
| | Band Edge - R | |
| | U-NII-2C_5.47-5.725_802.11be EHT80_CH122_Large RU 484+242 1_5610MHz | |
| ANT | 9+8 | |
| Pol. | Horizontal | Fundamental |
| Peak | 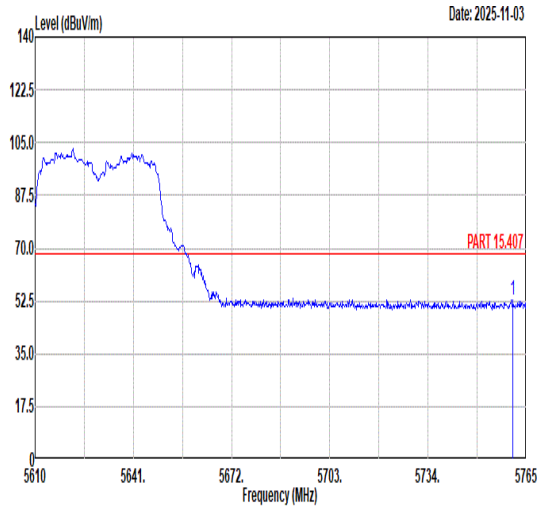 <br>Freq Level Limit Line Margin (dB) Read Level Ant Factor Cable Loss Preamp Factor APos TPos Remark<br>MHz dBuV/m dBuV/m dBuV dB/m dB dB cm deg<br>1 5760.82 52.79 68.30 -15.51 38.32 36.42 10.85 32.80 202 131 PEAK | Blank |

| Mode | 115 | |
|---|---|---|
| | Band Edge - L | |
| | U-NII-2C_5.47-5.725_802.11be EHT80_CH122_Large RU 484+242 1_5610MHz | |
| ANT | 9+8 | |
| Pol. | Vertical | Fundamental |
| Peak | 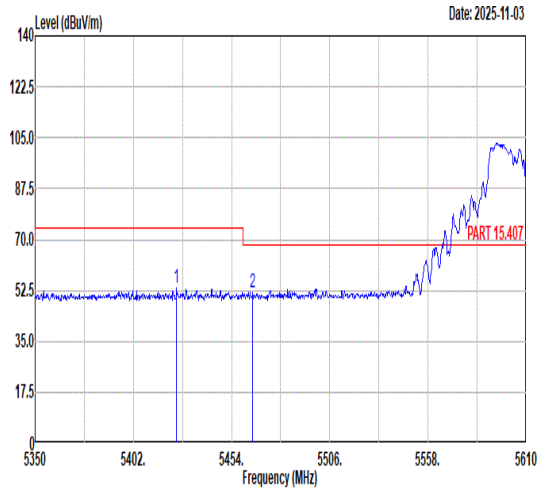 <br>Freq Level Limit Line Margin (dB) Read Level Ant Factor Cable Loss Preamp Factor APos TPos Remark<br>1 5424.88 53.14 74.00 -20.86 39.33 35.97 10.52 32.68 188 251 PEAK<br>2 5465.18 51.89 68.30 -16.41 38.04 35.99 10.55 32.69 188 251 PEAK | 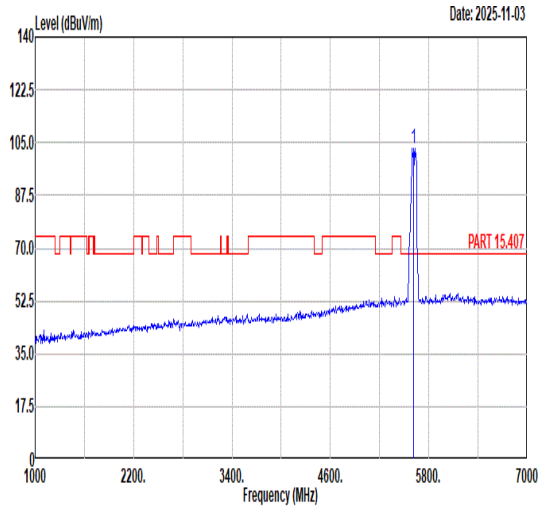 <br>Freq Level Limit Line Margin (dB) Read Level Ant Factor Cable Loss Preamp Factor APos TPos Remark<br>1 5610.00 103.21 ------ ------ 89.10 36.15 10.70 32.74 188 251 PEAK |
| Avg | 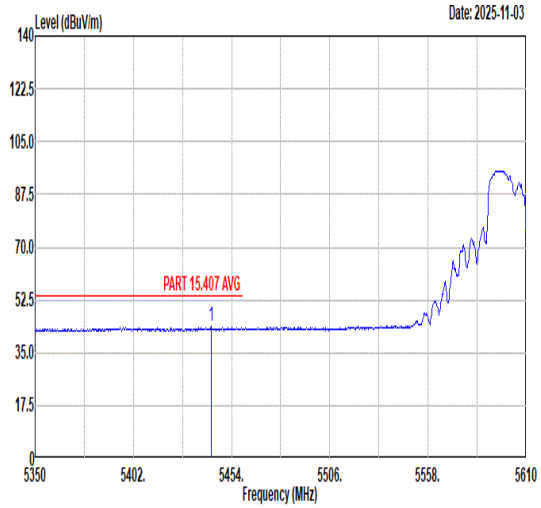 <br>Freq Level Limit Line Margin (dB) Read Level Ant Factor Cable Loss Preamp Factor APos TPos Remark<br>1 5443.08 43.77 54.00 -10.23 29.95 35.98 10.53 32.69 188 251 AVERAGE | 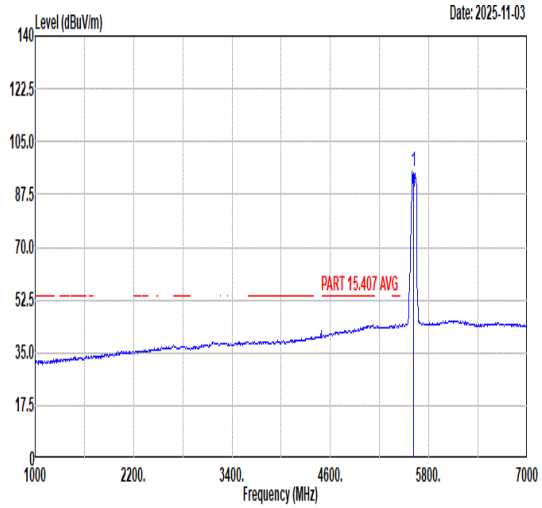 <br>Freq Level Limit Line Margin (dB) Read Level Ant Factor Cable Loss Preamp Factor APos TPos Remark<br>1 5610.00 95.19 ------ ------ 81.08 36.15 10.70 32.74 188 251 AVERAGE |

| Mode | 115 | |
|---|---|---|
| | Band Edge - R | |
| | U-NII-2C_5.47-5.725_802.11be EHT80_CH122_Large RU 484+242 1_5610MHz | |
| ANT | 9+8 | |
| Pol. | Vertical | Fundamental |
| Peak | 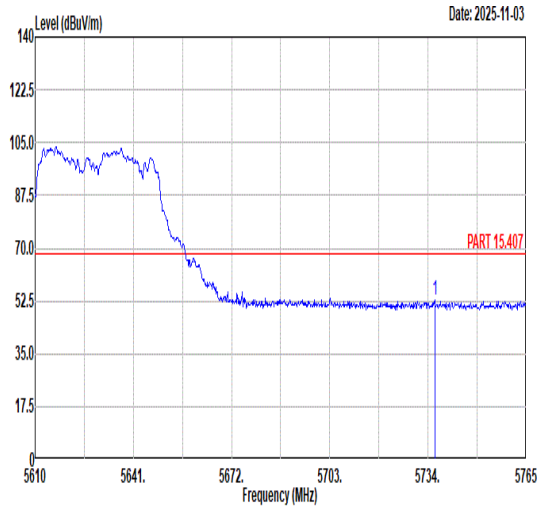 <br>Freq Level Limit Line Margin (dB) Read Level Ant Factor Cable Loss Preamp Factor APos TPos Remark<br>MHz dBuV/m dBuV/m dBuV dB/m dB dB cm deg<br>1 5736.17 53.03 68.30 -15.27 38.57 36.38 10.87 32.79 188 251 PEAK | Blank |

| Mode | 116 | |
|---|---|---|
| | Band Edge - L | |
| | U-NII-2A_5.25-5.35_802.11be EHT160_CH50_Large RU 996+484 2_5250MHz | |
| ANT | 9+8 | |
| Pol. | Horizontal | Fundamental |
| Peak | 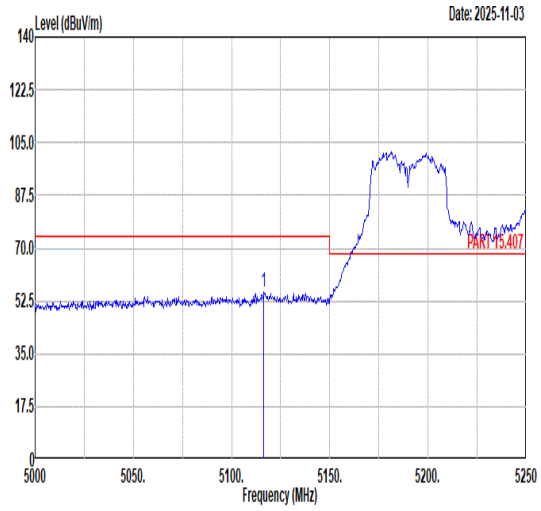 <br>Freq Level Limit Line Margin (dB) Read Level Ant Factor Cable Loss Preamp Factor APos TPos Remark<br>MHz dBuV/m dBuV/m dBuV dB/m dB dB cm deg<br>1 5116.50 55.21 74.00 -18.79 41.40 35.85 10.58 32.62 202 129 PEAK | 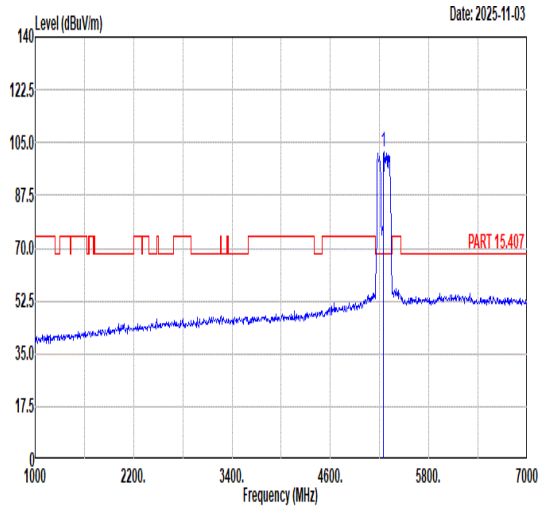 <br>Freq Level Limit Line Margin (dB) Read Level Ant Factor Cable Loss Preamp Factor APos TPos Remark<br>MHz dBuV/m dBuV/m dBuV dB/m dB dB cm deg<br>1 5250.00 101.93 ------ ------ 88.16 35.90 10.52 32.65 202 129 PEAK |
| Avg | 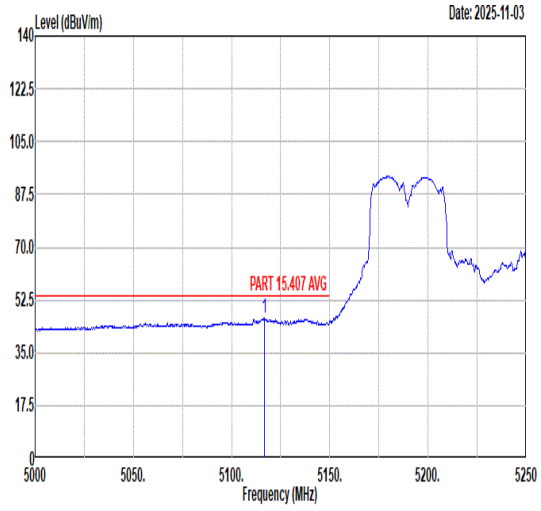 <br>Freq Level Limit Line Margin (dB) Read Level Ant Factor Cable Loss Preamp Factor APos TPos Remark<br>MHz dBuV/m dBuV/m dBuV dB/m dB dB cm deg<br>1 5116.75 46.27 54.00 -7.73 32.46 35.85 10.58 32.62 202 129 AVERAGE | 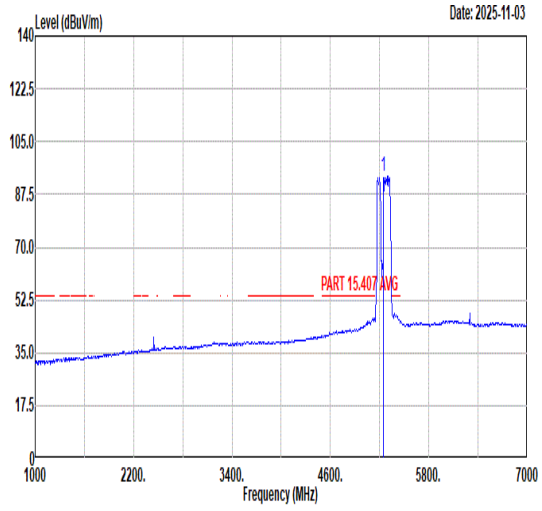 <br>Freq Level Limit Line Margin (dB) Read Level Ant Factor Cable Loss Preamp Factor APos TPos Remark<br>MHz dBuV/m dBuV/m dBuV dB/m dB dB cm deg<br>1 5250.00 93.48 ------ ------ 79.62 35.92 10.60 32.66 202 129 AVERAGE |

| Mode | 116 | |
|---|---|---|
| | Band Edge - R | |
| | U-NII-2A_5.25-5.35_802.11be EHT160_CH50_Large RU 996+484 2_5250MHz | |
| ANT | 9+8 | |
| Pol. | Horizontal | Fundamental |
| Peak | 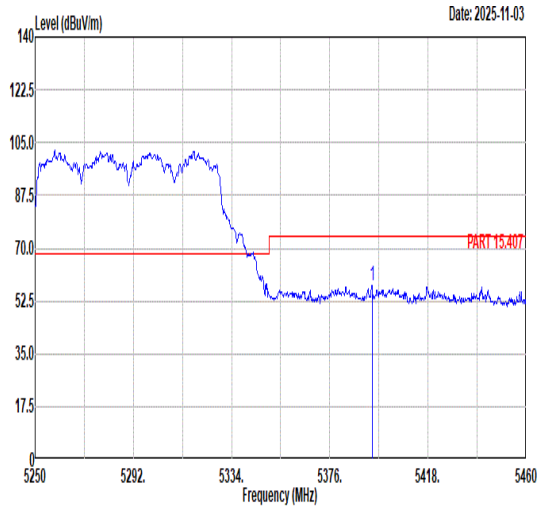 <br>Freq Level Limit Line Margin (dB) Read Level Ant Factor Cable Loss Preamp Factor APos TPos Remark<br>MHz dBuV/m dBuV/m dBuV dB/m dB dB cm deg<br>1 5394.06 57.69 74.00 -16.31 43.90 35.96 10.51 32.68 202 129 PEAK | Blank |
| Avg | 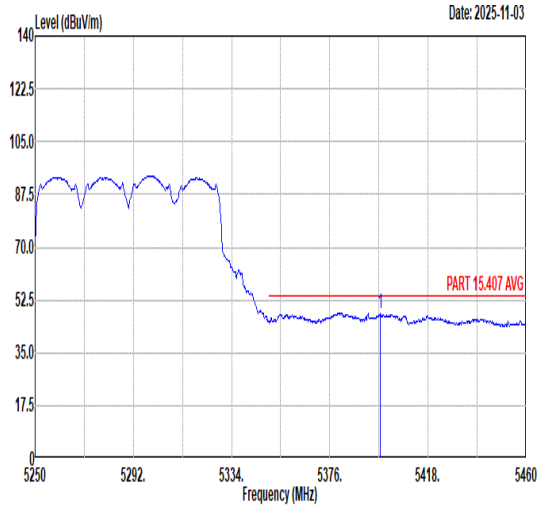 <br>Freq Level Limit Line Margin (dB) Read Level Ant Factor Cable Loss Preamp Factor APos TPos Remark<br>MHz dBuV/m dBuV/m dBuV dB/m dB dB cm deg<br>1 5397.63 48.16 54.00 -5.84 34.37 35.96 10.51 32.68 202 129 AVERAGE | Blank |

| Mode | 116 | |
|---|---|---|
| | Band Edge - L | |
| | U-NII-2A_5.25-5.35_802.11be EHT160_CH50_Large RU 996+484 2_5250MHz | |
| ANT | 9+8 | |
| Pol. | Vertical | Fundamental |
| Peak | 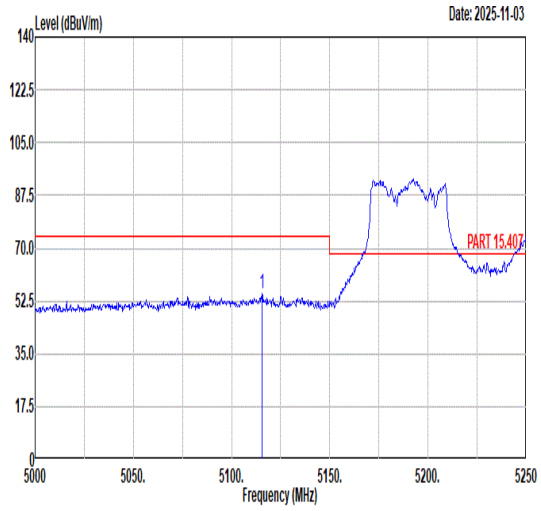 <br>Freq Level Limit Line Margin (dB) Read Level Ant Factor Cable Loss Preamp Factor APos TPos Remark<br>MHz dBuV/m dBuV/m dBuV dB/m dB dB cm deg<br>1 5115.50 55.03 74.00 -18.97 41.22 35.85 10.58 32.62 394 62 PEAK | 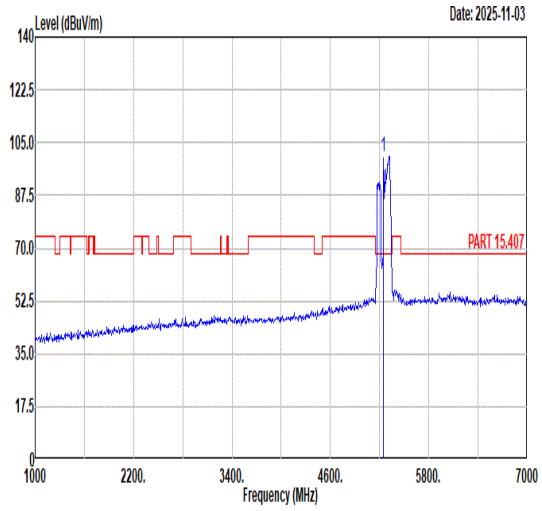 <br>Freq Level Limit Line Margin (dB) Read Level Ant Factor Cable Loss Preamp Factor APos TPos Remark<br>MHz dBuV/m dBuV/m dBuV dB/m dB dB cm deg<br>1 5250.00 100.44 ------ ------ 86.58 35.93 10.59 32.66 394 62 PEAK |
| Avg | 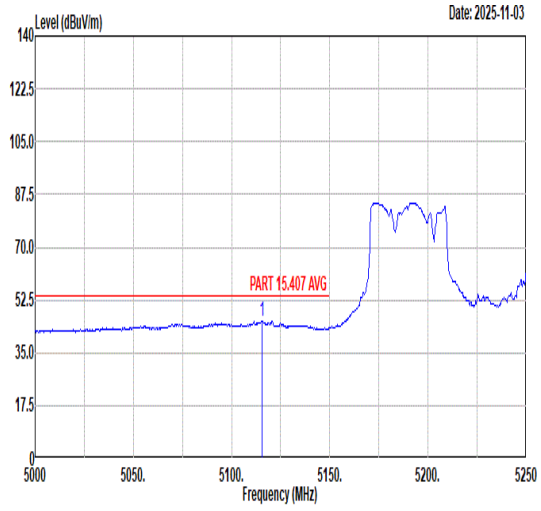 <br>Freq Level Limit Line Margin (dB) Read Level Ant Factor Cable Loss Preamp Factor APos TPos Remark<br>MHz dBuV/m dBuV/m dBuV dB/m dB dB cm deg<br>1 5115.50 45.68 54.00 -8.32 31.87 35.85 10.58 32.62 394 62 AVERAGE | 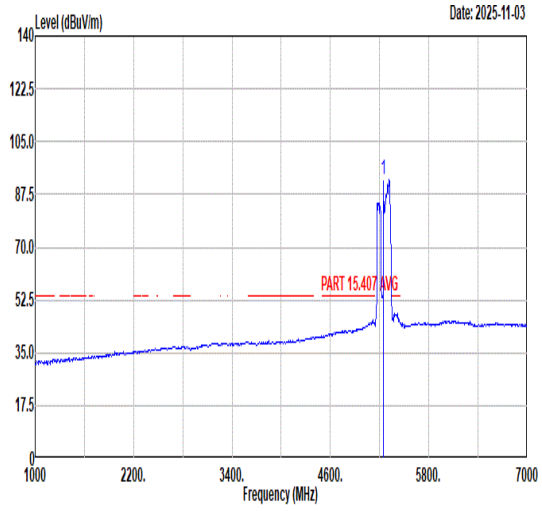 <br>Freq Level Limit Line Margin (dB) Read Level Ant Factor Cable Loss Preamp Factor APos TPos Remark<br>MHz dBuV/m dBuV/m dBuV dB/m dB dB cm deg<br>1 5250.00 92.23 ------ ------ 78.37 35.93 10.59 32.66 394 62 AVERAGE |

| Mode | 116 | |
|---|---|---|
| | Band Edge - R | |
| | U-NII-2A_5.25-5.35_802.11be EHT160_CH50_Large RU 996+484 2_5250MHz | |
| ANT | 9+8 | |
| Pol. | Vertical | Fundamental |
| Peak | 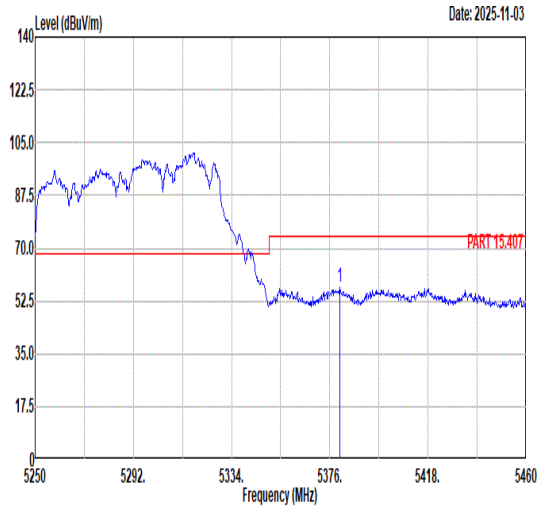 <br>Freq Level Limit Line Margin (dB) Read Level Ant Factor Cable Loss Preamp Factor APos TPos Remark<br>MHz dBuV/m dBuV/m dBuV dB/m dB dB cm deg<br>1 5380.20 57.12 74.00 -16.88 43.33 35.95 10.52 32.68 394 62 PEAK | Blank |
| Avg | 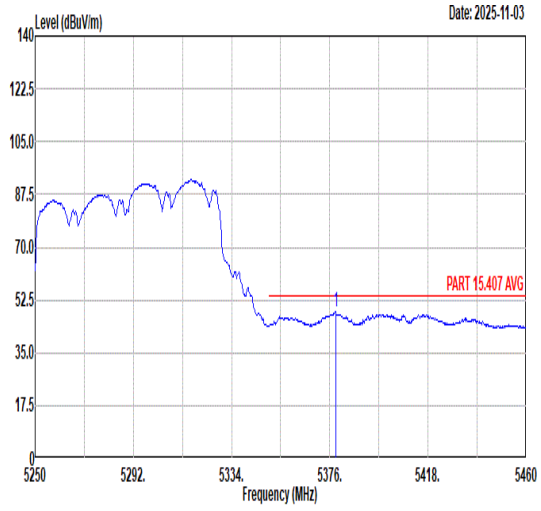 <br>Freq Level Limit Line Margin (dB) Read Level Ant Factor Cable Loss Preamp Factor APos TPos Remark<br>MHz dBuV/m dBuV/m dBuV dB/m dB dB cm deg<br>1 5378.52 48.53 54.00 -5.47 34.74 35.95 10.52 32.68 394 62 AVERAGE | Blank |

| Mode | 117 | |
|---|---|---|
| | Band Edge - L | |
| | U-NII-2C_5.47-5.725_802.11be EHT160_CH114_Large RU 996+484 4_5570MHz | |
| ANT | 9+8 | |
| Pol. | Horizontal | Fundamental |
| Peak | 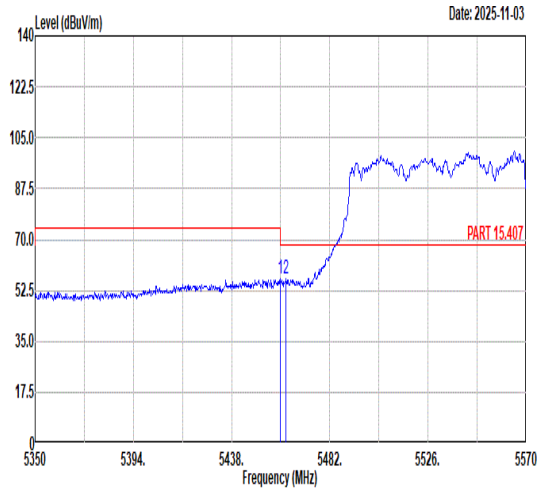 <br>Freq Level Limit Line Margin (dB) Read Level Ant Factor Cable Loss Preamp Factor APos TPos Remark<br>MHz dBuV/m dBuV/m dBuV dB/m dB dB cm deg<br>1 5459.78 56.28 74.00 -17.72 42.45 35.98 10.54 32.69 247 174 PEAK<br>2 5462.42 56.27 68.30 -12.03 42.43 35.98 10.55 32.69 247 174 PEAK | 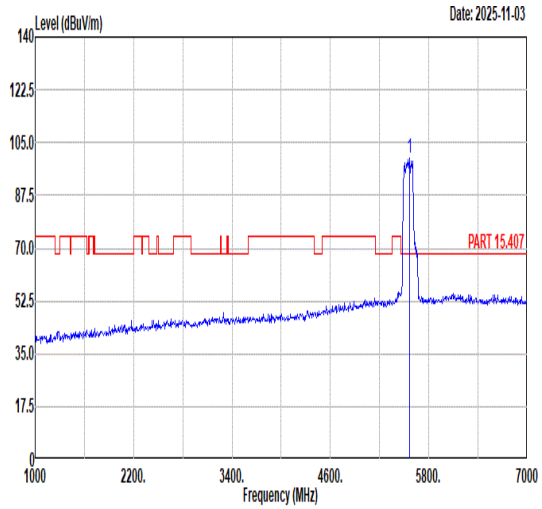 <br>Freq Level Limit Line Margin (dB) Read Level Ant Factor Cable Loss Preamp Factor APos TPos Remark<br>MHz dBuV/m dBuV/m dBuV dB/m dB dB cm deg<br>1 5570.00 100.05 ------ ------ 86.01 36.11 10.66 32.73 247 174 PEAK |
| Avg | 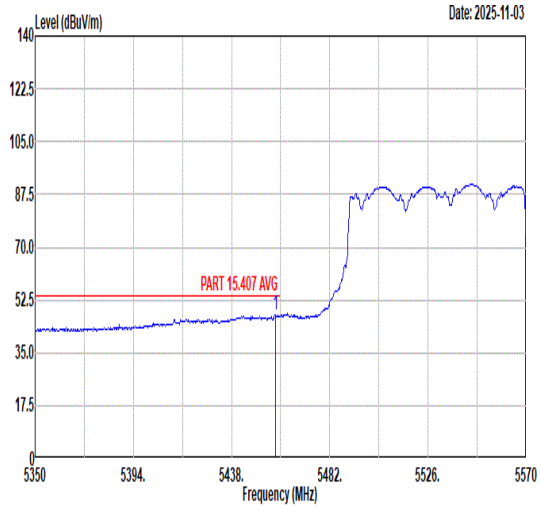 <br>Freq Level Limit Line Margin (dB) Read Level Ant Factor Cable Loss Preamp Factor APos TPos Remark<br>MHz dBuV/m dBuV/m dBuV dB/m dB dB cm deg<br>1 5457.58 47.37 54.00 -6.63 33.54 35.98 10.54 32.69 247 174 AVERAGE | 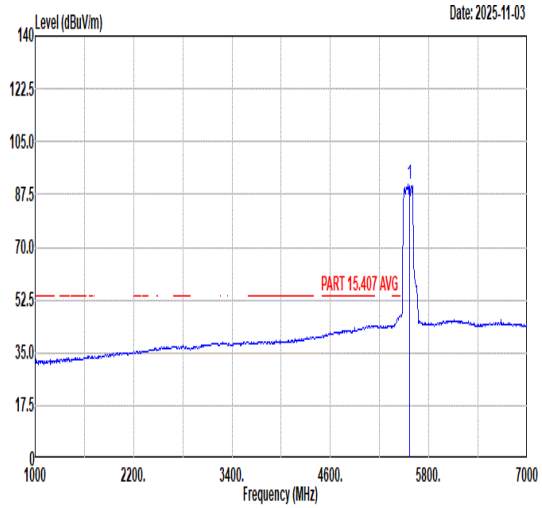 <br>Freq Level Limit Line Margin (dB) Read Level Ant Factor Cable Loss Preamp Factor APos TPos Remark<br>MHz dBuV/m dBuV/m dBuV dB/m dB dB cm deg<br>1 5570.00 90.79 ------ ------ 76.80 36.08 10.63 32.72 247 174 AVERAGE |

| Mode | 117 | |
|---|---|---|
| | Band Edge - R | |
| | U-NII-2C_5.47-5.725_802.11be EHT160_CH114_Large RU 996+484 4_5570MHz | |
| ANT | 9+8 | |
| Pol. | Horizontal | Fundamental |
| Peak | 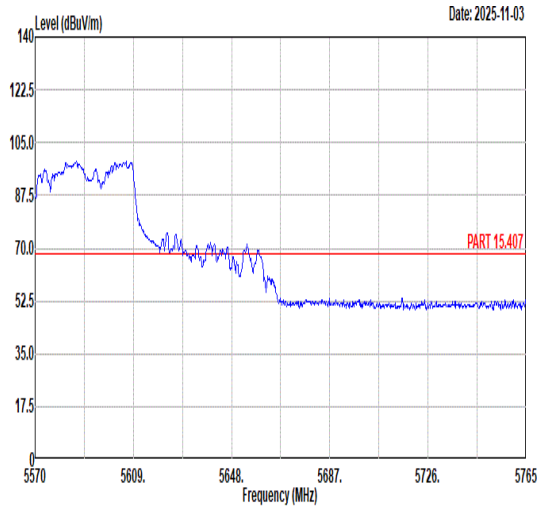 <br>Freq Level Limit Line Margin (dB) Read Level Ant Factor Cable Loss Preamp Factor APos TPos Remark<br>MHz dBuV/m dBuV/m dBuV dB/m dB dB cm deg<br>1 5765.00 53.37 68.30 -14.93 38.92 36.42 10.84 32.81 247 174 PEAK | Blank |