Mode	117	
	Band Edge - L	
	U-NII-2C_5.47-5.725_802.11be EHT160_CH114_Large RU 996+484 4_5570MHz	
ANT	9+8	
Pol.	Vertical	Fundamental
Peak	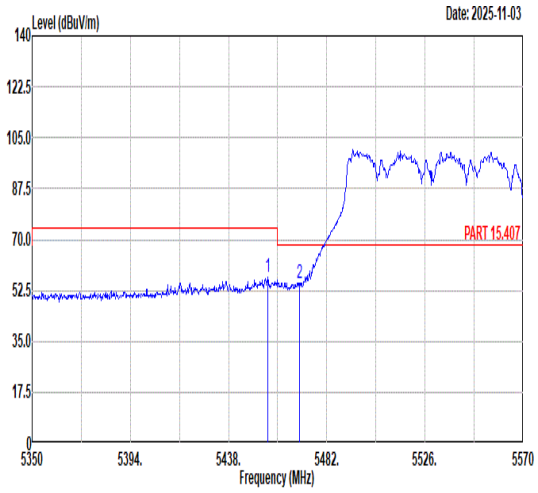 Freq Level Limit Line Margin (dB) Read Level Ant Factor Cable Loss Preamp Factor APos TPos Remark MHz dBuV/m dBuV/m dBuV dB/m dB dB cm deg 1 5455.60 57.03 74.00 -16.97 43.20 35.98 10.54 32.69 240 51 PEAK 2 5469.90 55.12 68.30 -13.18 41.27 35.99 10.55 32.69 240 51 PEAK	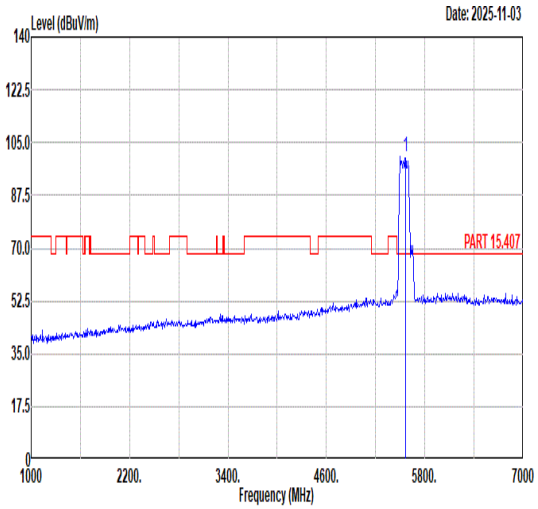 Freq Level Limit Line Margin (dB) Read Level Ant Factor Cable Loss Preamp Factor APos TPos Remark MHz dBuV/m dBuV/m dBuV dB/m dB dB cm deg 1 5570.00 100.19 ------ ------ 86.31 36.00 10.58 32.70 240 51 PEAK
Avg	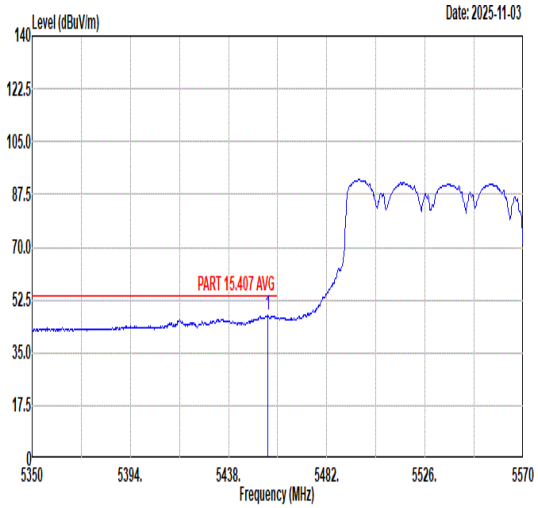 Freq Level Limit Line Margin (dB) Read Level Ant Factor Cable Loss Preamp Factor APos TPos Remark MHz dBuV/m dBuV/m dBuV dB/m dB dB cm deg 1 5455.60 47.28 54.00 -6.72 33.45 35.98 10.54 32.69 240 51 AVERAGE	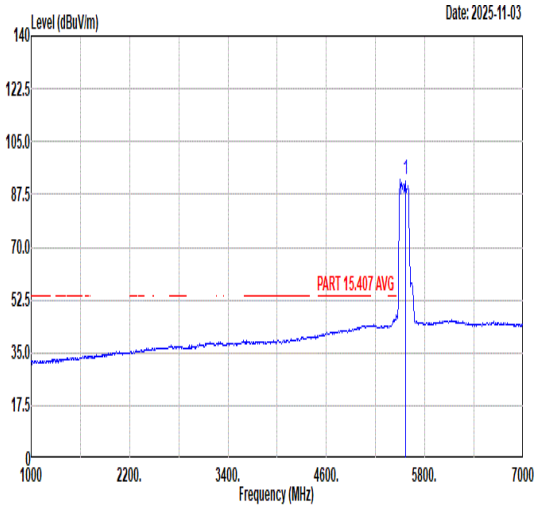 Freq Level Limit Line Margin (dB) Read Level Ant Factor Cable Loss Preamp Factor APos TPos Remark MHz dBuV/m dBuV/m dBuV dB/m dB dB cm deg 1 5570.00 92.26 ------ ------ 78.39 36.00 10.57 32.70 240 51 AVERAGE

Mode	117	
	Band Edge - R	
	U-NII-2C_5.47-5.725_802.11be EHT160_CH114_Large RU 996+484 4_5570MHz	
ANT	9+8	
Pol.	Vertical	Fundamental
Peak	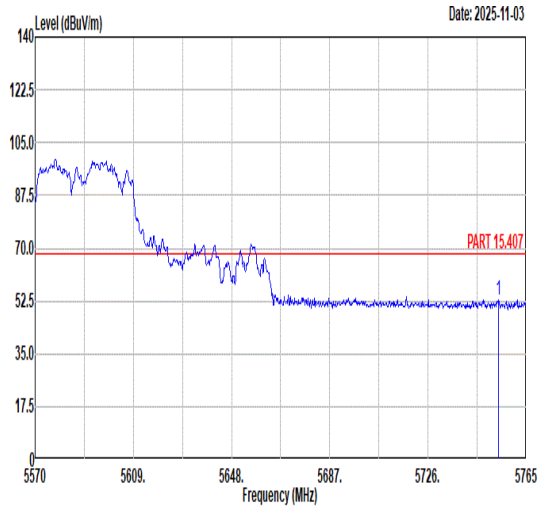 Freq Level Limit Line Margin (dB) Read Level Ant Factor Cable Loss Preamp Factor APos TPos Remark MHz dBuV/m dBuV/m dBuV dB/m dB dB cm deg 1 5753.89 52.92 68.30 -15.38 38.46 36.41 10.85 32.80 240 51 PEAK	Blank

Mode	118	
	Band Edge - L	
	U-NII-3_5.725-5.85_802.11be EHT80_CH155_Large RU 484+242 4_5775MHz	
ANT	9+8	
Pol.	Horizontal	Fundamental
Peak	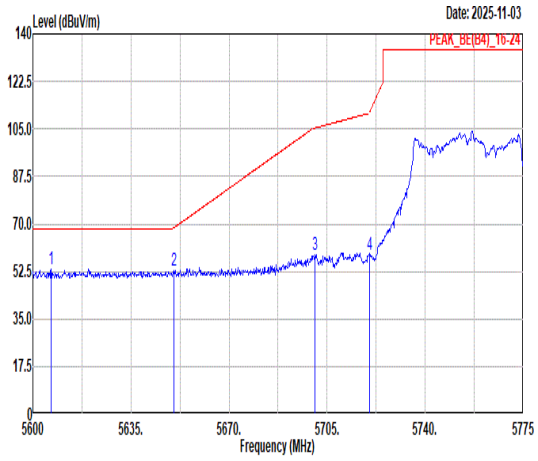 Freq Level Limit Line Margin (dB) Read Level Ant Factor Cable Loss Preamp Factor APos TPos Remark MHz dBuV/m dBuV/m dBuV dB/m dB dB cm deg 1 5606.48 53.43 68.30 -14.87 39.29 36.17 10.71 32.74 212 175 PEAK 2 5650.23 52.87 68.47 -15.60 38.58 36.24 10.81 32.76 212 175 PEAK 3 5700.63 58.53 105.38 -46.85 44.10 36.32 10.89 32.78 212 175 PEAK 4 5720.05 58.71 110.91 -52.20 44.27 36.35 10.88 32.79 212 175 PEAK	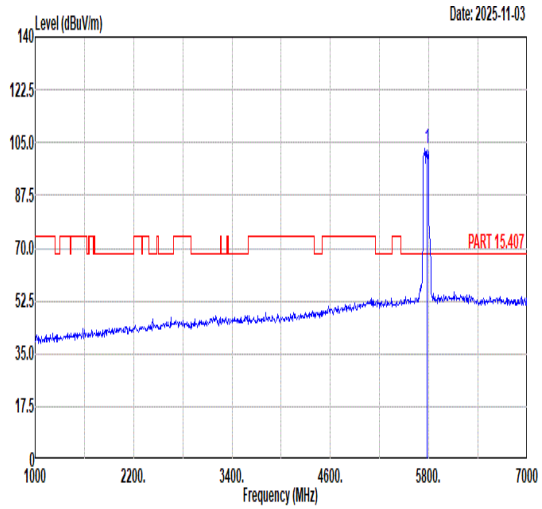 Freq Level Limit Line Margin (dB) Read Level Ant Factor Cable Loss Preamp Factor APos TPos Remark MHz dBuV/m dBuV/m dBuV dB/m dB dB cm deg 1 5775.00 102.97 ------ ------ 88.52 36.40 10.85 32.80 212 175 PEAK
Avg	Blank	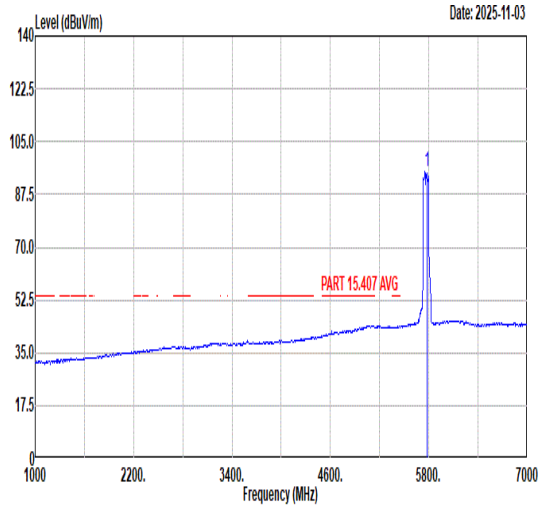 Freq Level Limit Line Margin (dB) Read Level Ant Factor Cable Loss Preamp Factor APos TPos Remark MHz dBuV/m dBuV/m dBuV dB/m dB dB cm deg 1 5775.00 95.04 ------ ------ 80.59 36.40 10.85 32.80 212 175 AVERAGE

Mode	118	
	Band Edge - R	
	U-NII-3_5.725-5.85_802.11be EHT80_CH155_Large RU 484+242 4_5775MHz	
ANT	9+8	
Pol.	Horizontal	Fundamental
Peak	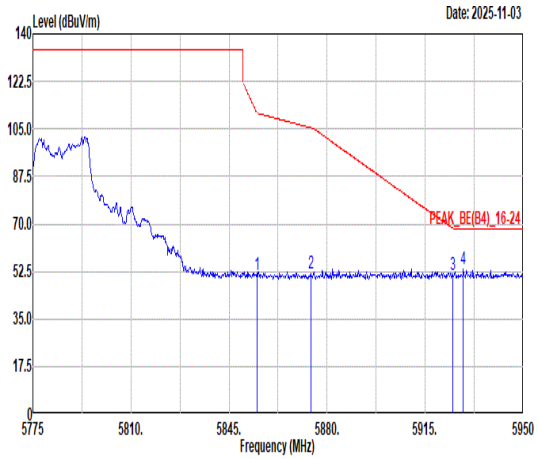 Freq Level Limit Line Margin (dB) Read Level Ant Factor Cable Loss Preamp Factor APos TPos Remark MHz dBuV/m dBuV/m dBuV dB/m dB dB cm deg 1 5854.98 51.27 110.86 -59.59 36.71 36.57 10.83 32.84 212 175 PEAK 2 5874.23 51.98 105.42 -53.44 37.39 36.60 10.84 32.85 212 175 PEAK 3 5924.98 51.46 68.22 -16.76 36.76 36.68 10.89 32.87 212 175 PEAK 4 5928.65 53.36 68.30 -14.94 38.65 36.69 10.89 32.87 212 175 PEAK	Blank

Mode	118	
	Band Edge - L	
	U-NII-3_5.725-5.85_802.11be EHT80_CH155_Large RU 484+242 4_5775MHz	
ANT	9+8	
Pol.	Vertical	Fundamental
Peak	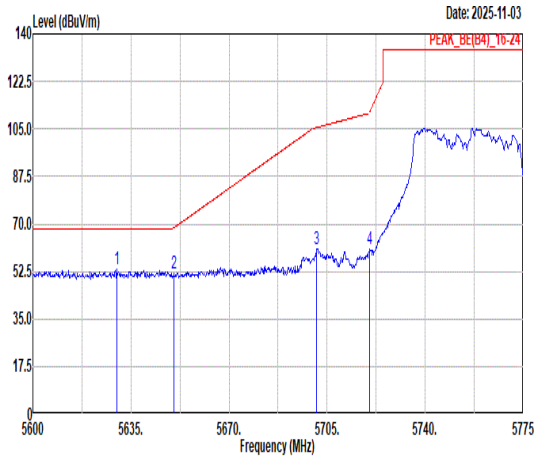 Freq Level Limit Line Margin (dB) Read Level Ant Factor Cable Loss Preamp Factor APos TPos Remark MHz dBuV/m dBuV/m dBuV dB/m dB dB cm deg 1 5629.93 53.35 68.30 -14.95 39.13 36.21 10.76 32.75 238 47 PEAK 2 5650.40 51.67 68.60 -16.93 37.38 36.24 10.81 32.76 238 47 PEAK 3 5701.33 60.83 105.57 -44.74 46.40 36.32 10.89 32.78 238 47 PEAK 4 5720.23 60.51 111.31 -50.80 46.07 36.35 10.88 32.79 238 47 PEAK	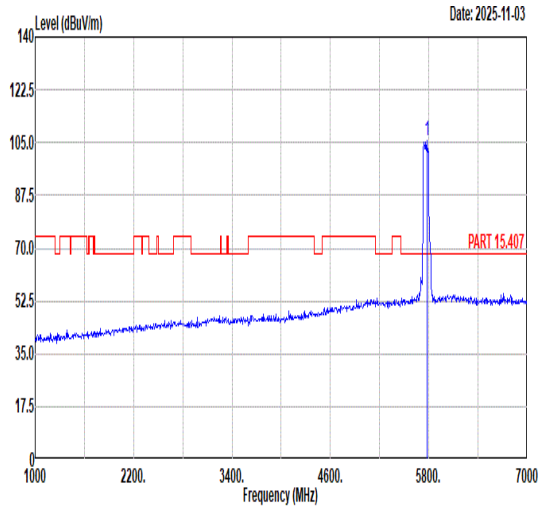 Freq Level Limit Line Margin (dB) Read Level Ant Factor Cable Loss Preamp Factor APos TPos Remark MHz dBuV/m dBuV/m dBuV dB/m dB dB cm deg 1 5775.00 105.66 ------ ------ 91.20 36.44 10.83 32.81 238 47 PEAK
Avg	Blank	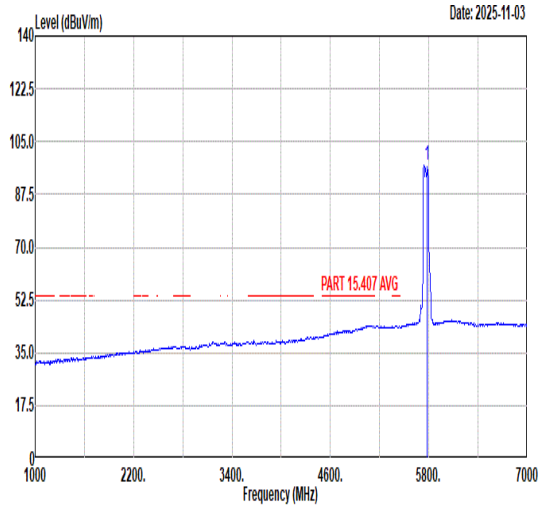 Freq Level Limit Line Margin (dB) Read Level Ant Factor Cable Loss Preamp Factor APos TPos Remark MHz dBuV/m dBuV/m dBuV dB/m dB dB cm deg 1 5775.00 97.27 ------ ------ 82.83 36.38 10.86 32.80 238 47 AVERAGE

Mode	118	
	Band Edge - R	
	U-NII-3_5.725-5.85_802.11be EHT80_CH155_Large RU 484+242 4_5775MHz	
ANT	9+8	
Pol.	Vertical	Fundamental
Peak	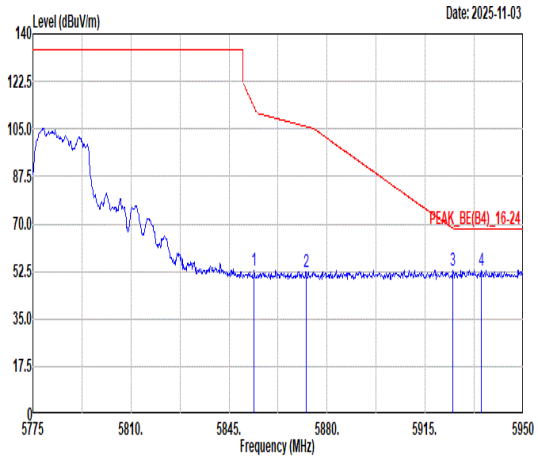 Freq Level Limit Line Margin (dB) Read Level Ant Factor Cable Loss Preamp Factor APos TPos Remark MHz dBuV/m dBuV/m dBuV dB/m dB dB cm deg 1 5853.93 52.69 113.25 -60.56 38.13 36.57 10.83 32.84 238 47 PEAK 2 5872.48 52.32 105.91 -53.59 37.73 36.60 10.84 32.85 238 47 PEAK 3 5924.98 52.65 68.22 -15.57 37.95 36.68 10.89 32.87 238 47 PEAK 4 5935.13 52.74 68.30 -15.56 38.01 36.70 10.90 32.87 238 47 PEAK	Blank

Mode	119	
	Band Edge - L	
	U-NII-1_5.15-5.25_802.11be EHT80_CH42_Puncturing 20M 4_5210MHz	
ANT	9+8	
Pol.	Horizontal	Fundamental
Peak	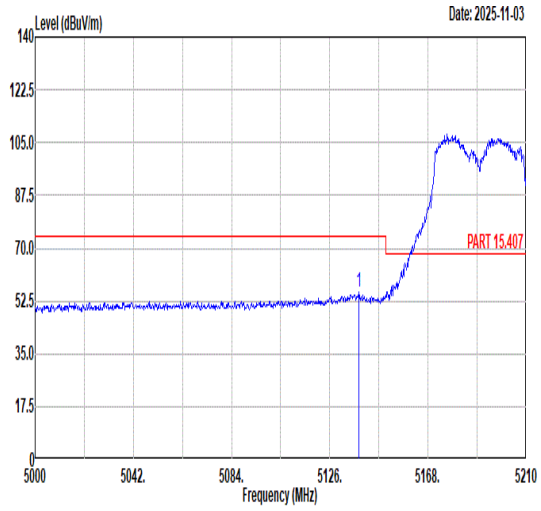 Freq Level Limit Line Margin (dB) Read Level Ant Factor Cable Loss Preamp Factor APos TPos Remark MHz dBuV/m dBuV/m dBuV dB/m dB dB cm deg 1 5138.39 55.71 74.00 -18.29 41.95 35.86 10.53 32.63 250 130 PEAK	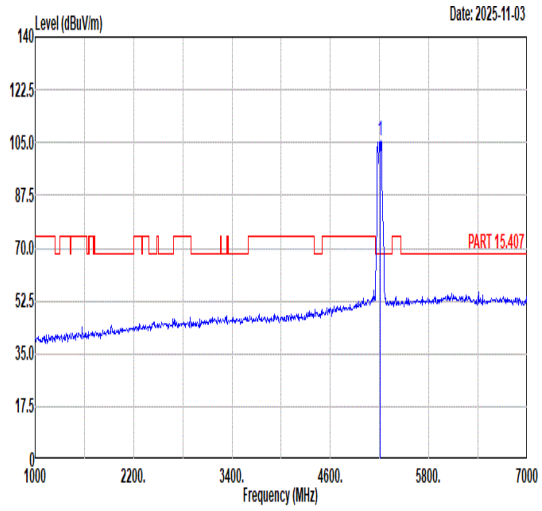 Freq Level Limit Line Margin (dB) Read Level Ant Factor Cable Loss Preamp Factor APos TPos Remark MHz dBuV/m dBuV/m dBuV dB/m dB dB cm deg 1 5210.00 105.41 ------ ------ 91.71 35.89 10.45 32.64 250 130 PEAK
Avg	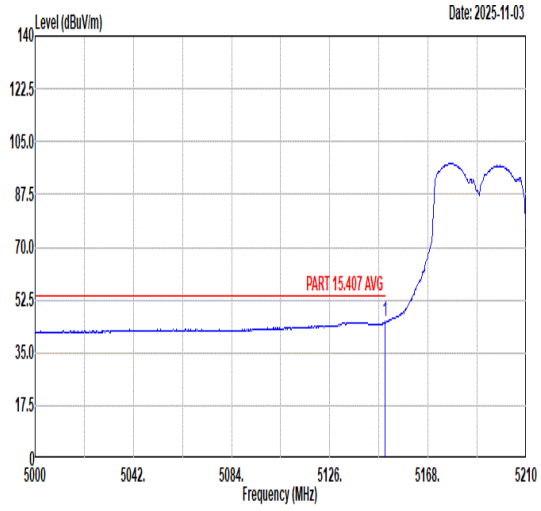 Freq Level Limit Line Margin (dB) Read Level Ant Factor Cable Loss Preamp Factor APos TPos Remark MHz dBuV/m dBuV/m dBuV dB/m dB dB cm deg 1 5149.52 45.24 54.00 -8.76 31.50 35.86 10.51 32.63 250 130 AVERAGE	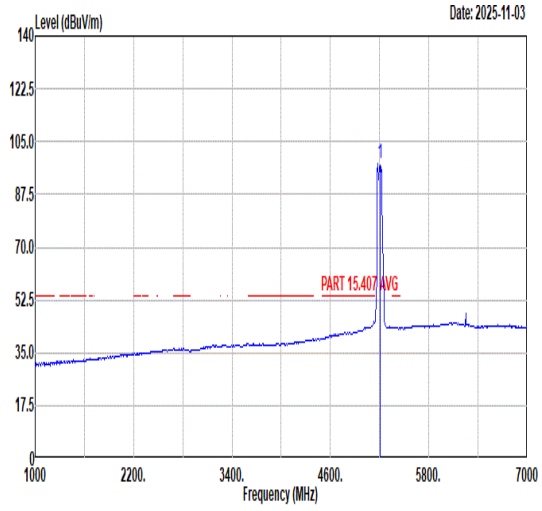 Freq Level Limit Line Margin (dB) Read Level Ant Factor Cable Loss Preamp Factor APos TPos Remark MHz dBuV/m dBuV/m dBuV dB/m dB dB cm deg 1 5210.00 97.49 ------ ------ 83.80 35.87 10.46 32.64 250 130 AVERAGE

Mode	119	
	Band Edge - R	
	U-NII-1_5.15-5.25_802.11be EHT80_CH42_Puncturing 20M 4_5210MHz	
ANT	9+8	
Pol.	Horizontal	Fundamental
Peak	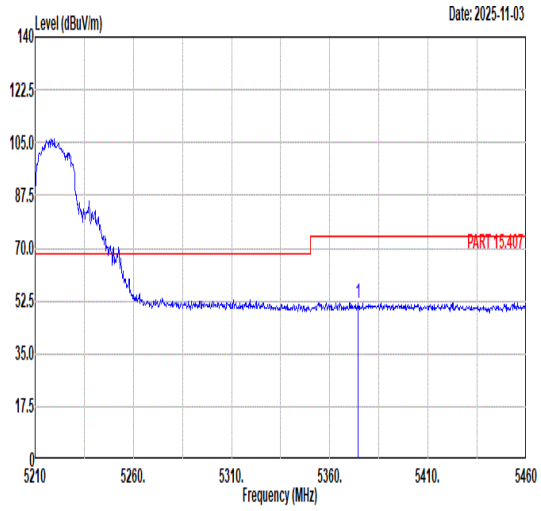 Freq Level Limit Line Margin (dB) Read Level Ant Factor Cable Loss Preamp Factor APos TPos Remark MHz dBuV/m dBuV/m dBuV dB/m dB dB cm deg 1 5374.25 51.99 74.00 -22.01 38.18 35.95 10.53 32.67 250 130 PEAK	Blank
Avg	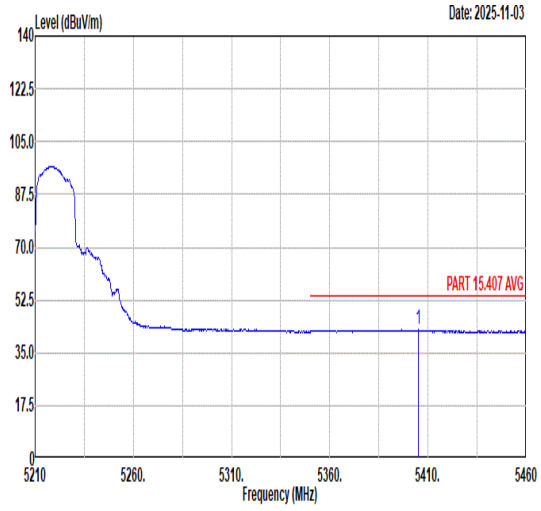 Freq Level Limit Line Margin (dB) Read Level Ant Factor Cable Loss Preamp Factor APos TPos Remark MHz dBuV/m dBuV/m dBuV dB/m dB dB cm deg 1 5405.00 42.67 54.00 -11.33 28.89 35.96 10.50 32.68 250 130 AVERAGE	Blank

Mode	119	
	Band Edge - L	
	U-NII-1_5.15-5.25_802.11be EHT80_CH42_Puncturing 20M 4_5210MHz	
ANT	9+8	
Pol.	Vertical	Fundamental
Peak	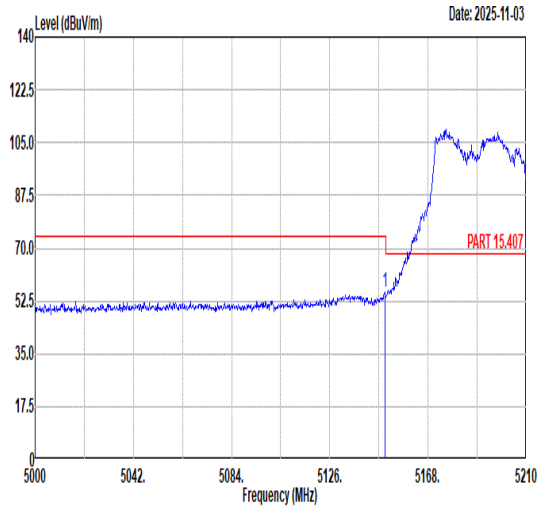 Freq Level Limit Line Margin (dB) Read Level Ant Factor Cable Loss Preamp Factor APos TPos Remark MHz dBuV/m dBuV/m dBuV dB/m dB dB cm deg 1 5149.52 55.73 74.00 -18.27 41.99 35.86 10.51 32.63 213 79 PEAK	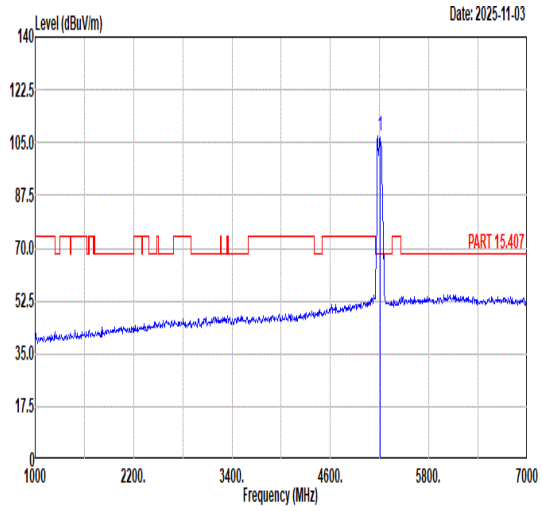 Freq Level Limit Line Margin (dB) Read Level Ant Factor Cable Loss Preamp Factor APos TPos Remark MHz dBuV/m dBuV/m dBuV dB/m dB dB cm deg 1 5210.00 107.04 ------ ------ 93.35 35.87 10.46 32.64 213 79 PEAK
Avg	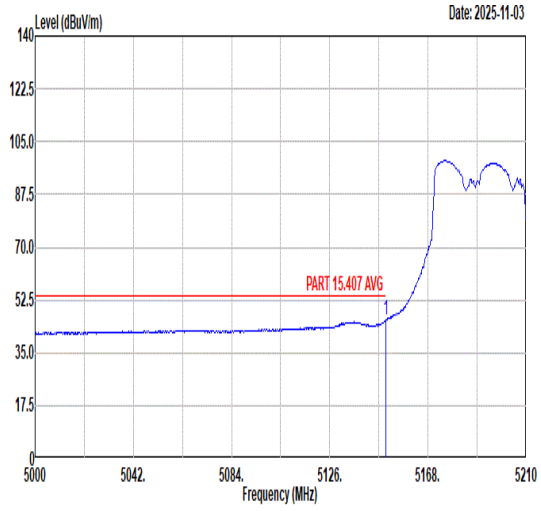 Freq Level Limit Line Margin (dB) Read Level Ant Factor Cable Loss Preamp Factor APos TPos Remark MHz dBuV/m dBuV/m dBuV dB/m dB dB cm deg 1 5149.94 46.13 54.00 -7.87 32.39 35.86 10.51 32.63 213 79 AVERAGE	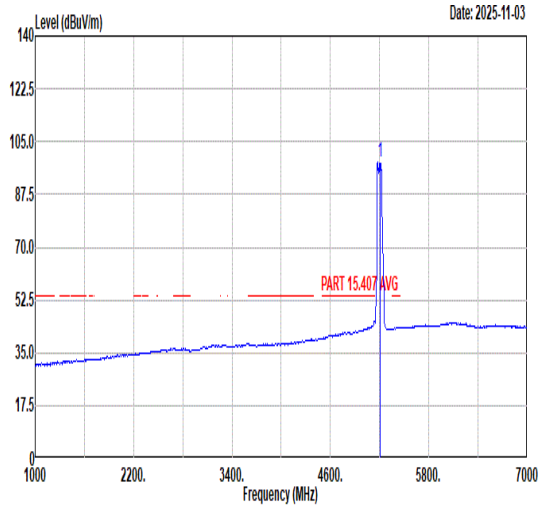 Freq Level Limit Line Margin (dB) Read Level Ant Factor Cable Loss Preamp Factor APos TPos Remark MHz dBuV/m dBuV/m dBuV dB/m dB dB cm deg 1 5210.00 98.51 ------ ------ 84.82 35.87 10.46 32.64 213 79 AVERAGE

Mode	119	
	Band Edge - R	
	U-NII-1_5.15-5.25_802.11be EHT80_CH42_Puncturing 20M 4_5210MHz	
ANT	9+8	
Pol.	Vertical	Fundamental
Peak	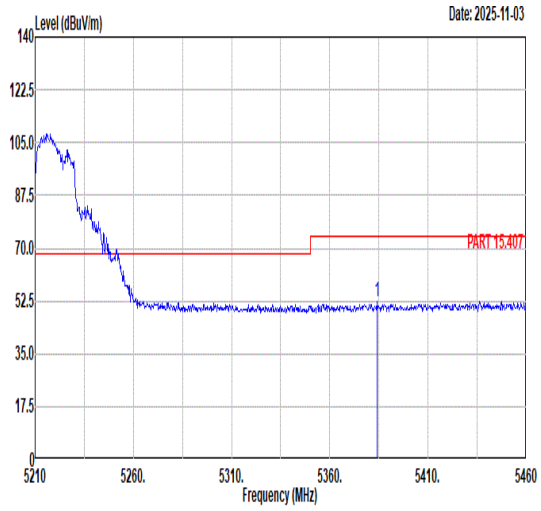 Freq Level Limit Line Margin (dB) Read Level Ant Factor Cable Loss Preamp Factor APos TPos Remark MHz dBuV/m dBuV/m dBuV dB/m dB dB cm deg 1 5384.25 52.45 74.00 -21.55 38.66 35.95 10.52 32.68 213 79 PEAK	Blank
Avg	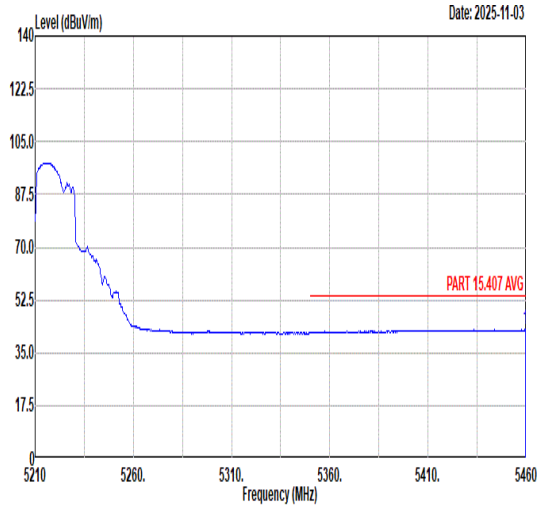 Freq Level Limit Line Margin (dB) Read Level Ant Factor Cable Loss Preamp Factor APos TPos Remark MHz dBuV/m dBuV/m dBuV dB/m dB dB cm deg 1 5459.50 42.63 54.00 -11.37 28.80 35.98 10.54 32.69 213 79 AVERAGE	Blank

Mode	120	
	Band Edge - L	
	U-NII-2A_5.25-5.35_802.11be EHT80_CH58_Puncturing 20M 1_5290MHz	
ANT	9+8	
Pol.	Horizontal	Fundamental
Peak	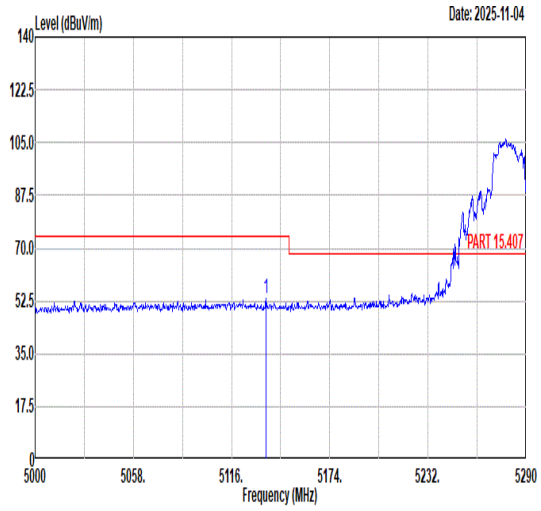 Freq Level Limit Line Margin (dB) Read Level Ant Factor Cable Loss Preamp Factor APos TPos Remark MHz dBuV/m dBuV/m dBuV dB/m dB dB cm deg 1 5136.30 53.39 74.00 -20.61 39.63 35.85 10.54 32.63 195 136 PEAK	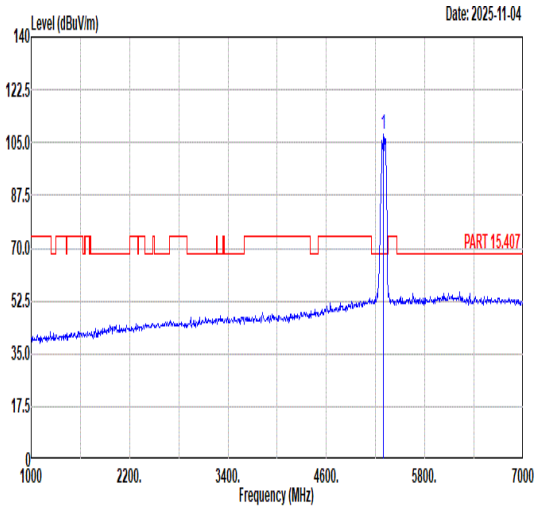 Freq Level Limit Line Margin (dB) Read Level Ant Factor Cable Loss Preamp Factor APos TPos Remark MHz dBuV/m dBuV/m dBuV dB/m dB dB cm deg 1 5290.00 107.61 ------ ------ 93.76 35.92 10.59 32.66 195 136 PEAK
Avg	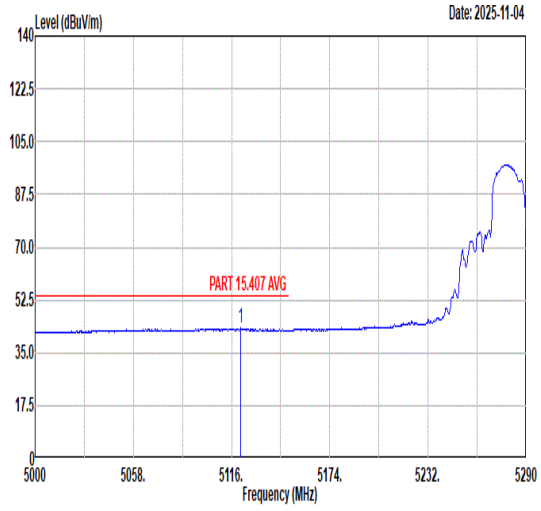 Freq Level Limit Line Margin (dB) Read Level Ant Factor Cable Loss Preamp Factor APos TPos Remark MHz dBuV/m dBuV/m dBuV dB/m dB dB cm deg 1 5121.51 43.12 54.00 -10.88 29.32 35.85 10.57 32.62 195 136 AVERAGE	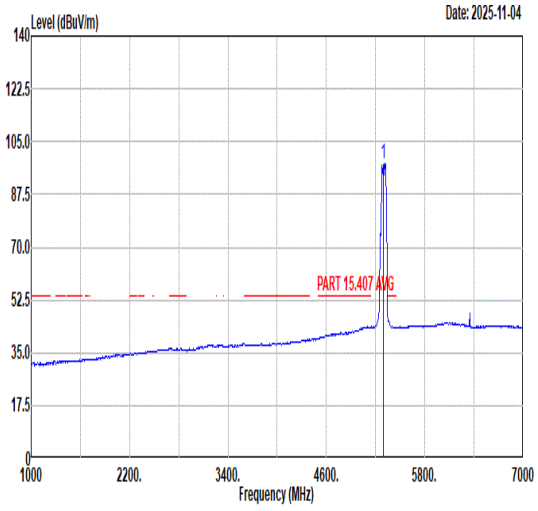 Freq Level Limit Line Margin (dB) Read Level Ant Factor Cable Loss Preamp Factor APos TPos Remark MHz dBuV/m dBuV/m dBuV dB/m dB dB cm deg 1 5290.00 97.90 ------ ------ 84.05 35.93 10.58 32.66 195 136 AVERAGE

Mode	120	
	Band Edge - R	
	U-NII-2A_5.25-5.35_802.11be EHT80_CH58_Puncturing 20M 1_5290MHz	
ANT	9+8	
Pol.	Horizontal	Fundamental
Peak	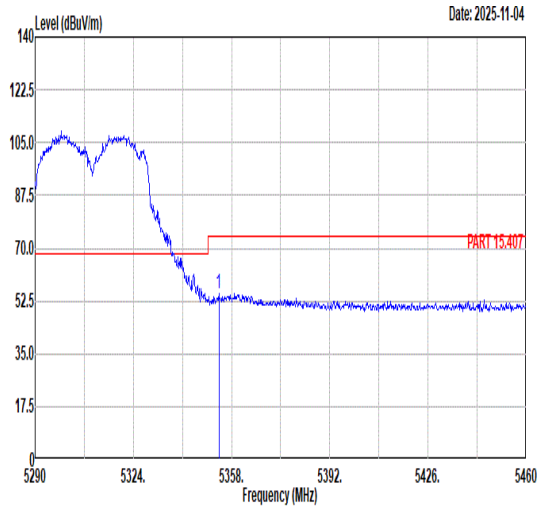 Freq Level Limit Line Margin (dB) Read Level Ant Factor Cable Loss Preamp Factor APos TPos Remark MHz dBuV/m dBuV/m dBuV dB/m dB dB cm deg 1 5353.58 54.86 74.00 -19.14 41.04 35.94 10.55 32.67 195 136 PEAK	Blank
Avg	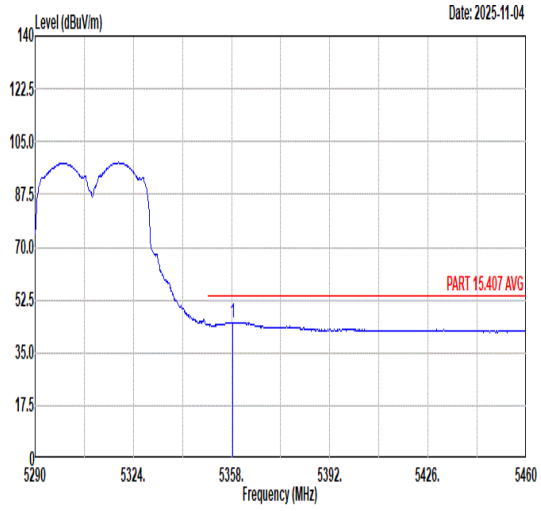 Freq Level Limit Line Margin (dB) Read Level Ant Factor Cable Loss Preamp Factor APos TPos Remark MHz dBuV/m dBuV/m dBuV dB/m dB dB cm deg 1 5358.34 45.17 54.00 -8.83 31.36 35.94 10.54 32.67 195 136 AVERAGE	Blank

Mode	120	
	Band Edge - L	
	U-NII-2A_5.25-5.35_802.11be EHT80_CH58_Puncturing 20M 1_5290MHz	
ANT	9+8	
Pol.	Vertical	Fundamental
Peak	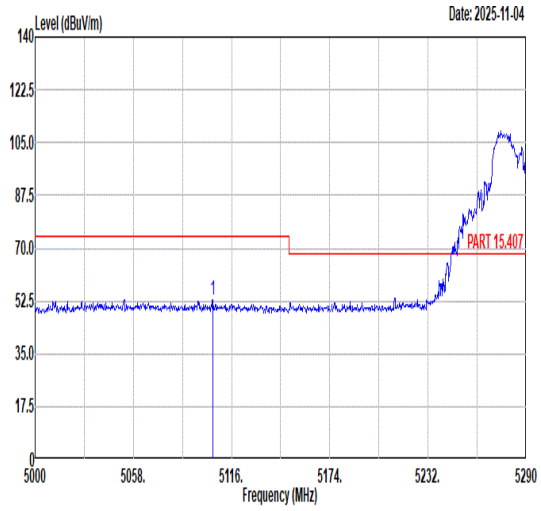 Freq Level Limit Line Margin (dB) Read Level Ant Factor Cable Loss Preamp Factor APos TPos Remark MHz dBuV/m dBuV/m dBuV dB/m dB dB cm deg 1 5104.98 52.84 74.00 -21.16 39.02 35.84 10.60 32.62 201 70 PEAK	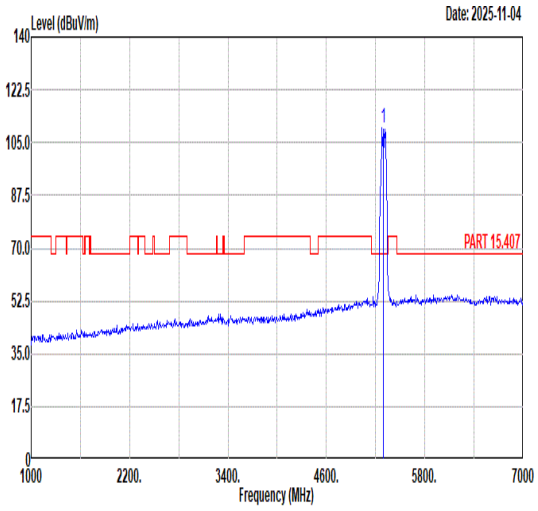 Freq Level Limit Line Margin (dB) Read Level Ant Factor Cable Loss Preamp Factor APos TPos Remark MHz dBuV/m dBuV/m dBuV dB/m dB dB cm deg 1 5290.00 109.94 ------ ------ 96.13 35.91 10.56 32.66 201 70 PEAK
Avg	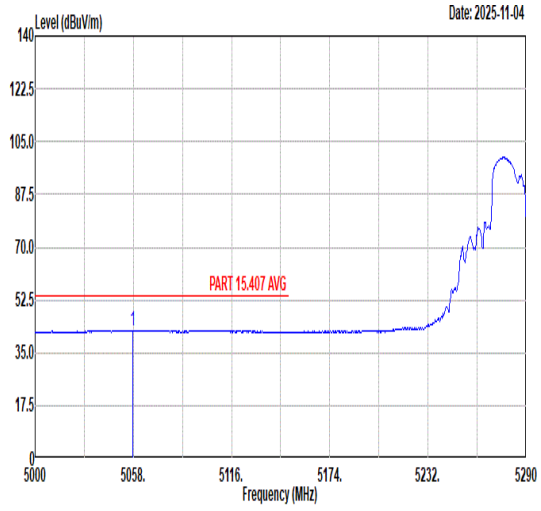 Freq Level Limit Line Margin (dB) Read Level Ant Factor Cable Loss Preamp Factor APos TPos Remark MHz dBuV/m dBuV/m dBuV dB/m dB dB cm deg 1 5057.71 42.53 54.00 -11.47 28.80 35.82 10.52 32.61 201 70 AVERAGE	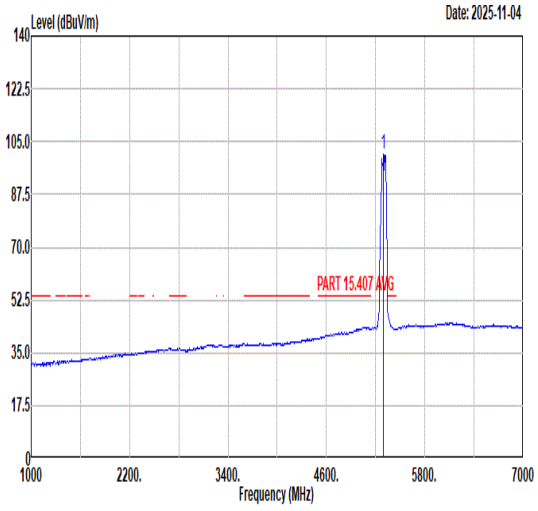 Freq Level Limit Line Margin (dB) Read Level Ant Factor Cable Loss Preamp Factor APos TPos Remark MHz dBuV/m dBuV/m dBuV dB/m dB dB cm deg 1 5290.00 100.90 ------ ------ 87.05 35.92 10.59 32.66 201 70 AVERAGE

Mode	120	
	Band Edge - R	
	U-NII-2A_5.25-5.35_802.11be EHT80_CH58_Puncturing 20M 1_5290MHz	
ANT	9+8	
Pol.	Vertical	Fundamental
Peak	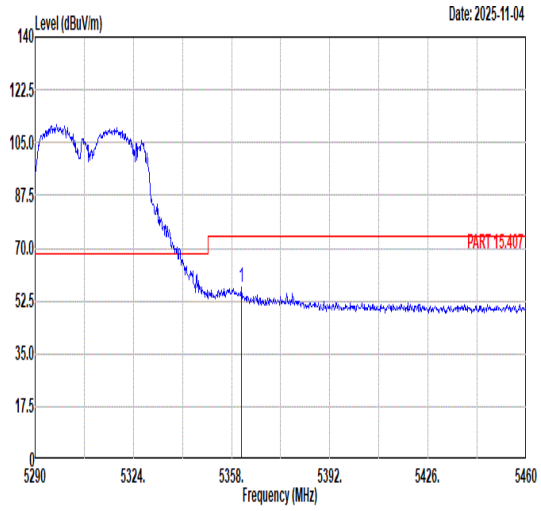 Freq Level Limit Line Margin (dB) Read Level Ant Factor Cable Loss Preamp Factor APos TPos Remark MHz dBuV/m dBuV/m dBuV dB/m dB dB cm deg 1 5361.40 56.89 74.00 -17.11 43.08 35.94 10.54 32.67 201 70 PEAK	Blank
Avg	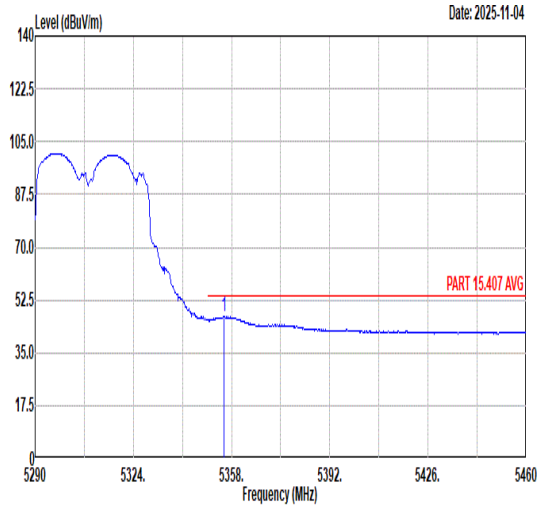 Freq Level Limit Line Margin (dB) Read Level Ant Factor Cable Loss Preamp Factor APos TPos Remark MHz dBuV/m dBuV/m dBuV dB/m dB dB cm deg 1 5355.45 47.04 54.00 -6.96 33.22 35.94 10.55 32.67 201 70 AVERAGE	Blank

Mode	121
	Band Edge - L
	U-NII-2C_5.47-5.725_802.11be EHT80_CH106_Puncturing 20M 4_5530MHz
ANT	9+8

Pol.	Horizontal	Fundamental
Peak	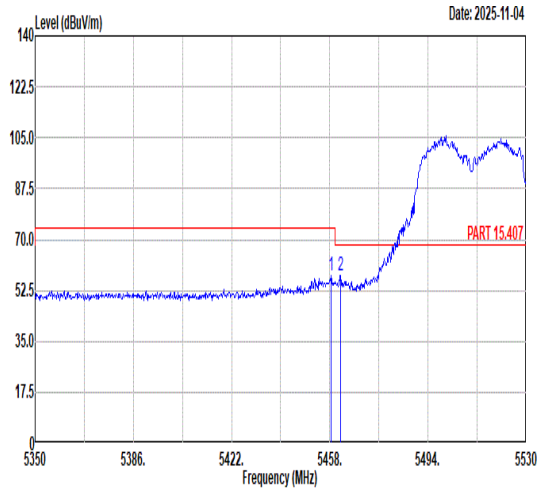 Freq Level Limit Line Margin (dB) Read Level Ant Factor Cable Loss Preamp Factor APos TPos Remark MHz dBuV/m dBuV/m dBuV dB/m dB dB cm deg 1 5458.54 57.32 74.00 -16.68 43.49 35.98 10.54 32.69 193 129 PEAK 2 5461.96 57.66 68.30 -10.64 43.82 35.98 10.55 32.69 193 129 PEAK	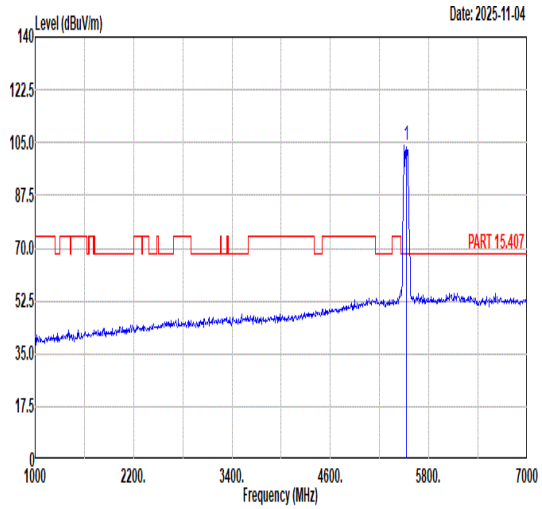 Freq Level Limit Line Margin (dB) Read Level Ant Factor Cable Loss Preamp Factor APos TPos Remark MHz dBuV/m dBuV/m dBuV dB/m dB dB cm deg 1 5530.00 104.17 ------ ------ 90.29 36.00 10.58 32.70 193 129 PEAK
Avg	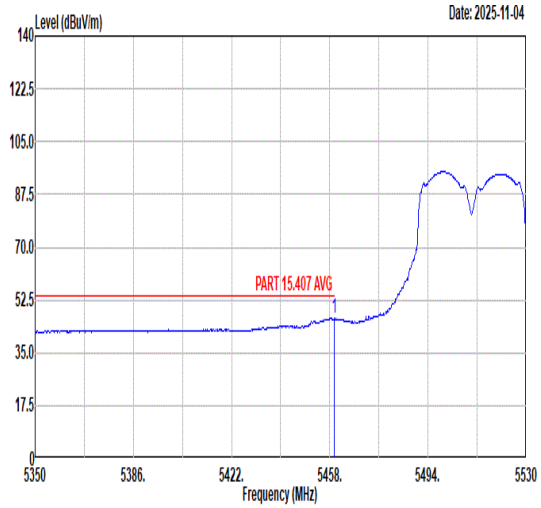 Freq Level Limit Line Margin (dB) Read Level Ant Factor Cable Loss Preamp Factor APos TPos Remark MHz dBuV/m dBuV/m dBuV dB/m dB dB cm deg 1 5459.62 46.29 54.00 -7.71 32.46 35.98 10.54 32.69 193 129 AVERAGE	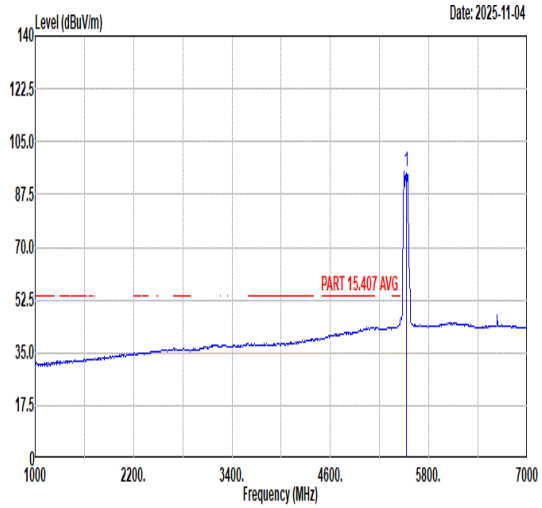 Freq Level Limit Line Margin (dB) Read Level Ant Factor Cable Loss Preamp Factor APos TPos Remark MHz dBuV/m dBuV/m dBuV dB/m dB dB cm deg 1 5530.00 95.01 ------ ------ 81.13 36.00 10.58 32.70 193 129 AVERAGE

Mode	121	
	Band Edge - R	
	U-NII-2C_5.47-5.725_802.11be EHT80_CH106_Puncturing 20M 4_5530MHz	
ANT	9+8	
Pol.	Horizontal	Fundamental
Peak	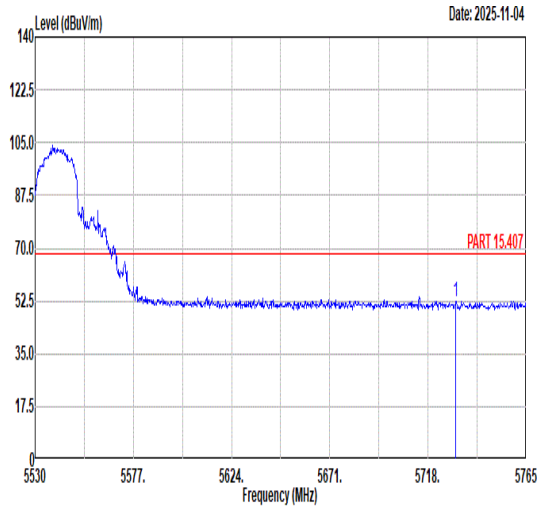 Freq Level Limit Line Margin (dB) Read Level Ant Factor Cable Loss Preamp Factor APos TPos Remark MHz dBuV/m dBuV/m dBuV dB/m dB dB cm deg 1 5731.40 52.55 68.30 -15.75 38.10 36.37 10.87 32.79 193 129 PEAK	Blank

Mode	121
	Band Edge - L
	U-NII-2C_5.47-5.725_802.11be EHT80_CH106_Puncturing 20M 4_5530MHz
ANT	9+8

Pol.	Vertical	Fundamental
Peak	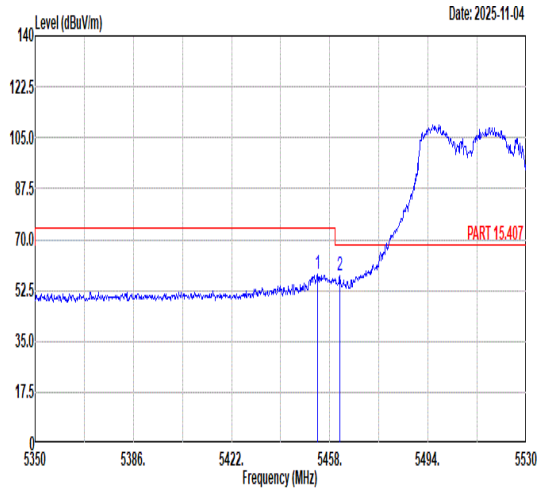 Freq Level Limit Line Margin (dB) Read Level Ant Factor Cable Loss Preamp Factor APos TPos Remark MHz dBuV/m dBuV/m dBuV dB/m dB dB cm deg 1 5453.50 57.89 74.00 -16.11 44.06 35.98 10.54 32.69 231 65 PEAK 2 5461.60 57.63 68.30 -10.67 43.79 35.98 10.55 32.69 231 65 PEAK	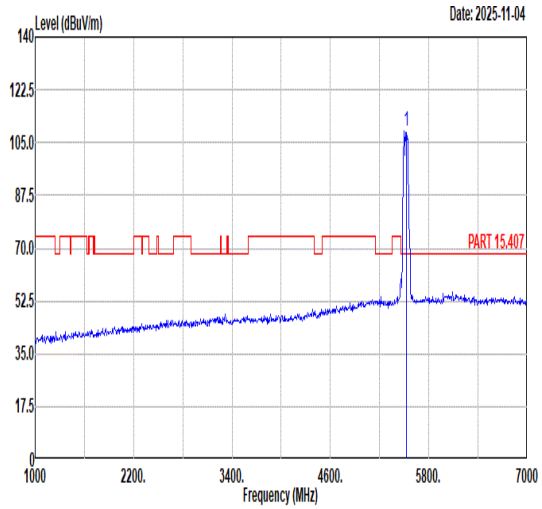 Freq Level Limit Line Margin (dB) Read Level Ant Factor Cable Loss Preamp Factor APos TPos Remark MHz dBuV/m dBuV/m dBuV dB/m dB dB cm deg 1 5530.00 108.60 ------ ------ 94.73 36.00 10.57 32.70 231 65 PEAK
Avg	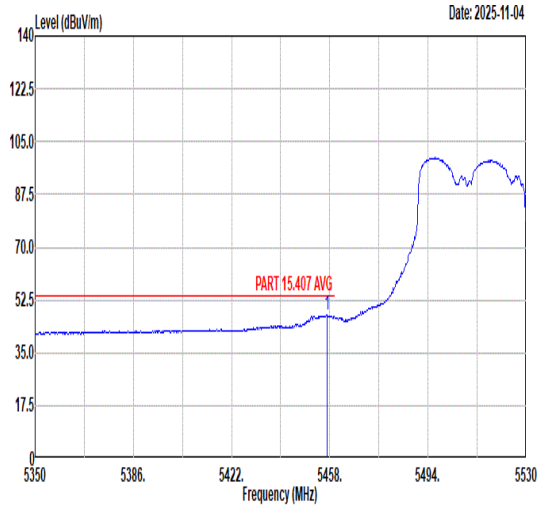 Freq Level Limit Line Margin (dB) Read Level Ant Factor Cable Loss Preamp Factor APos TPos Remark MHz dBuV/m dBuV/m dBuV dB/m dB dB cm deg 1 5456.92 47.63 54.00 -6.37 33.80 35.98 10.54 32.69 231 65 AVERAGE	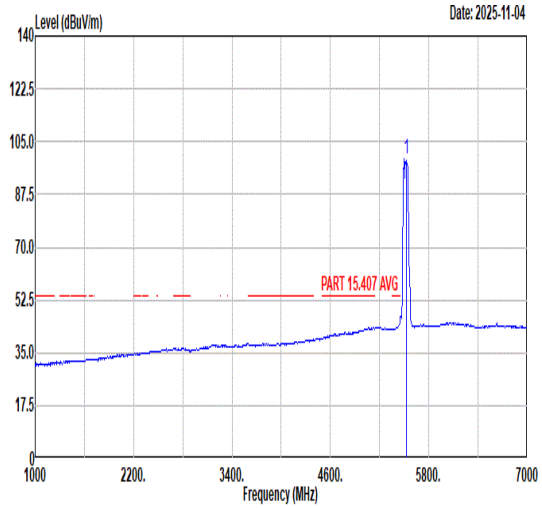 Freq Level Limit Line Margin (dB) Read Level Ant Factor Cable Loss Preamp Factor APos TPos Remark MHz dBuV/m dBuV/m dBuV dB/m dB dB cm deg 1 5530.00 99.32 ------ ------ 85.45 36.00 10.57 32.70 231 65 AVERAGE

Mode	121	
	Band Edge - R	
	U-NII-2C_5.47-5.725_802.11be EHT80_CH106_Puncturing 20M 4_5530MHz	
ANT	9+8	
Pol.	Vertical	Fundamental
Peak	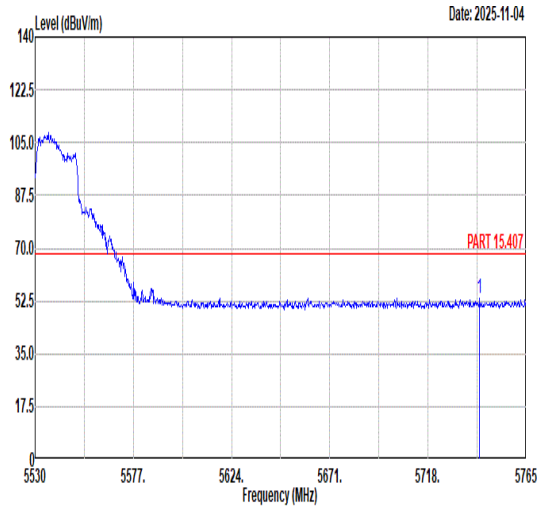 Freq Level Limit Line Margin (dB) Read Level Ant Factor Cable Loss Preamp Factor APos TPos Remark MHz dBuV/m dBuV/m dBuV dB/m dB dB cm deg 1 5742.68 53.10 68.30 -15.20 38.65 36.39 10.86 32.80 231 65 PEAK	Blank

Mode	122	
	Band Edge - L	
	U-NII-2C_5.47-5.725_802.11be EHT80_CH122_Puncturing 20M 1_5610MHz	
ANT	9+8	
Pol.	Horizontal	Fundamental
Peak	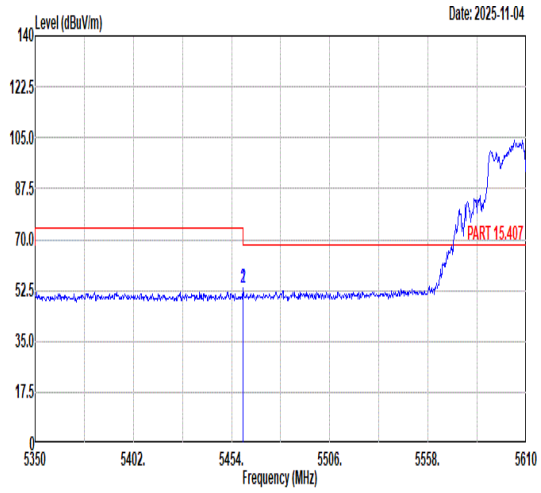 Freq Level Limit Line Margin (dB) Read Level Ant Factor Cable Loss Preamp Factor APos TPos Remark MHz dBuV/m dBuV/m dBuV dB/m dB dB cm deg 1 5459.98 53.47 74.00 -20.53 39.64 35.98 10.54 32.69 242 173 PEAK 2 5460.24 53.51 68.30 -14.79 39.68 35.98 10.54 32.69 242 173 PEAK	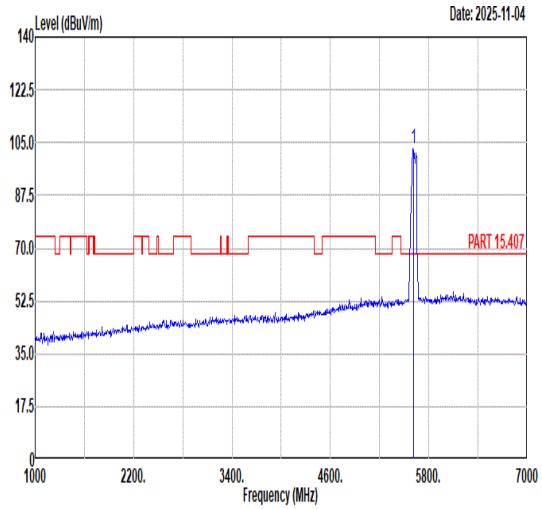 Freq Level Limit Line Margin (dB) Read Level Ant Factor Cable Loss Preamp Factor APos TPos Remark MHz dBuV/m dBuV/m dBuV dB/m dB dB cm deg 1 5610.00 102.92 ------ ------ 88.80 36.16 10.70 32.74 242 173 PEAK
Avg	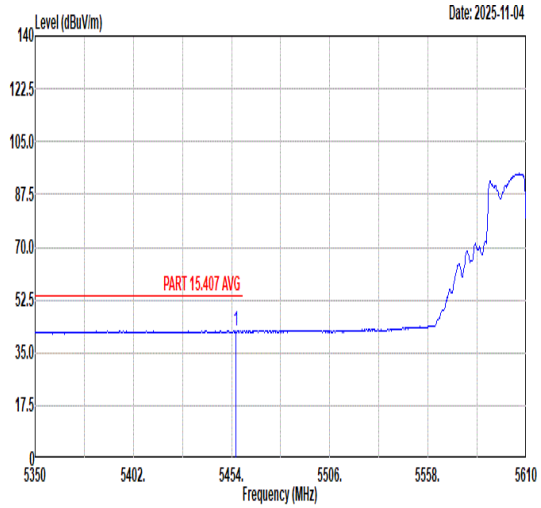 Freq Level Limit Line Margin (dB) Read Level Ant Factor Cable Loss Preamp Factor APos TPos Remark MHz dBuV/m dBuV/m dBuV dB/m dB dB cm deg 1 5456.34 42.28 54.00 -11.72 28.45 35.98 10.54 32.69 242 173 AVERAGE	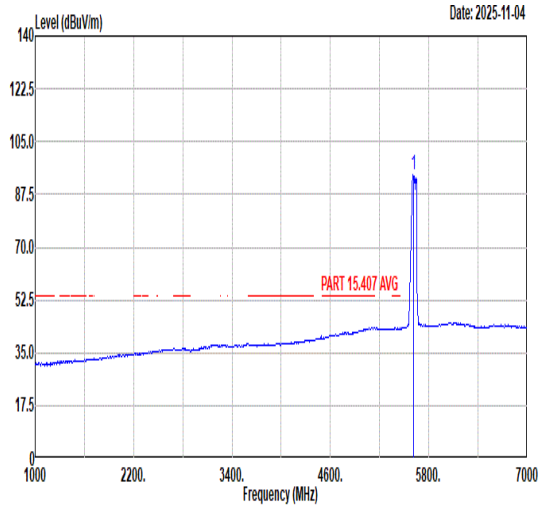 Freq Level Limit Line Margin (dB) Read Level Ant Factor Cable Loss Preamp Factor APos TPos Remark MHz dBuV/m dBuV/m dBuV dB/m dB dB cm deg 1 5610.00 94.21 ------ ------ 80.07 36.17 10.71 32.74 242 173 AVERAGE

Mode	122	
	Band Edge - R	
	U-NII-2C_5.47-5.725_802.11be EHT80_CH122_Puncturing 20M 1_5610MHz	
ANT	9+8	
Pol.	Horizontal	Fundamental
Peak	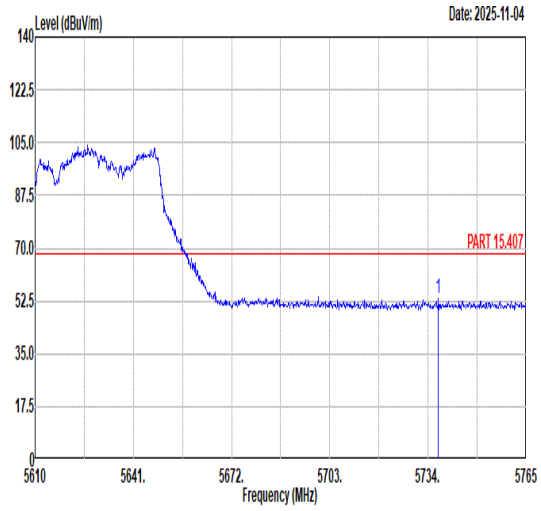 Freq Level Limit Line Margin (dB) Read Level Ant Factor Cable Loss Preamp Factor APos TPos Remark MHz dBuV/m dBuV/m dBuV dB/m dB dB cm deg 1 5737.26 53.26 68.30 -15.04 38.81 36.38 10.86 32.79 242 173 PEAK	Blank

Mode	122
	Band Edge - L
	U-NII-2C_5.47-5.725_802.11be EHT80_CH122_Puncturing 20M 1_5610MHz
ANT	9+8

Pol.	Vertical	Fundamental
Peak	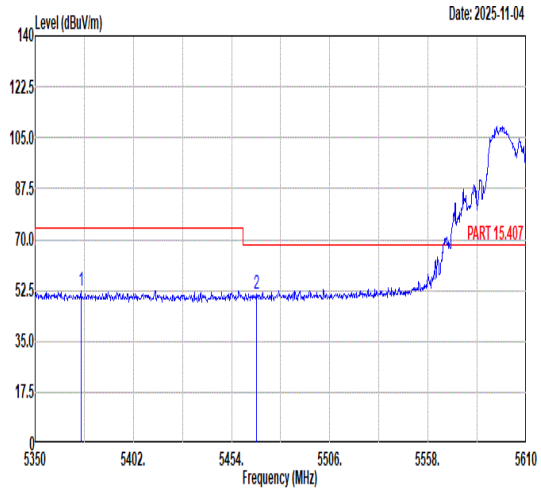 Freq Level Limit Line Margin (dB) Read Level Ant Factor Cable Loss Preamp Factor APos TPos Remark MHz dBuV/m dBuV/m dBuV dB/m dB dB cm deg 1 5374.18 52.48 74.00 -21.52 38.67 35.95 10.53 32.67 235 62 PEAK 2 5467.00 51.40 68.30 -16.90 37.55 35.99 10.55 32.69 235 62 PEAK	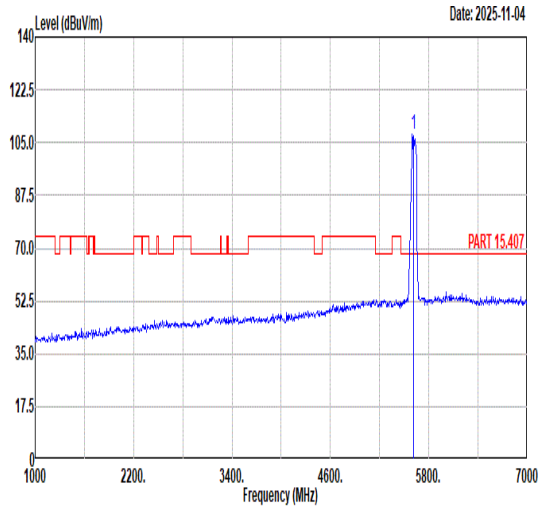 Freq Level Limit Line Margin (dB) Read Level Ant Factor Cable Loss Preamp Factor APos TPos Remark MHz dBuV/m dBuV/m dBuV dB/m dB dB cm deg 1 5610.00 108.00 ------ ------ 93.89 36.15 10.70 32.74 235 62 PEAK
Avg	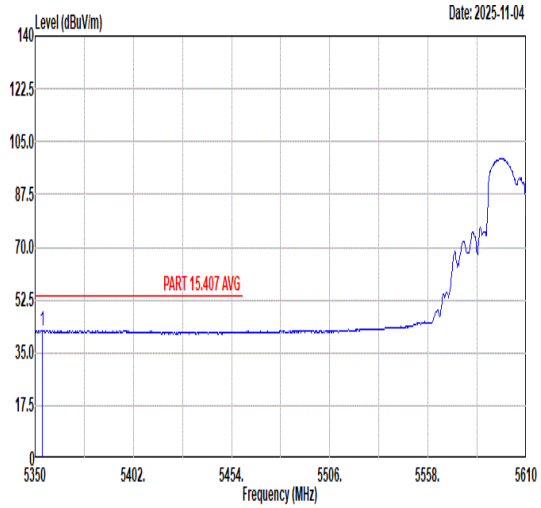 Freq Level Limit Line Margin (dB) Read Level Ant Factor Cable Loss Preamp Factor APos TPos Remark MHz dBuV/m dBuV/m dBuV dB/m dB dB cm deg 1 5353.64 42.27 54.00 -11.73 28.45 35.94 10.55 32.67 235 62 AVERAGE	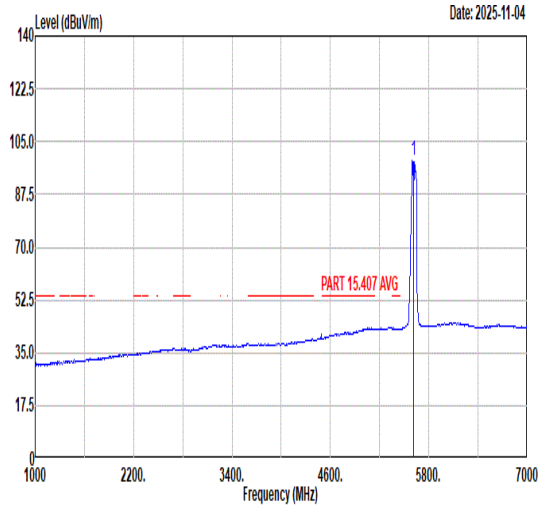 Freq Level Limit Line Margin (dB) Read Level Ant Factor Cable Loss Preamp Factor APos TPos Remark MHz dBuV/m dBuV/m dBuV dB/m dB dB cm deg 1 5610.00 99.00 ------ ------ 84.89 36.15 10.70 32.74 235 62 AVERAGE

Mode	122	
	Band Edge - R	
	U-NII-2C_5.47-5.725_802.11be EHT80_CH122_Puncturing 20M 1_5610MHz	
ANT	9+8	
Pol.	Vertical	Fundamental
Peak	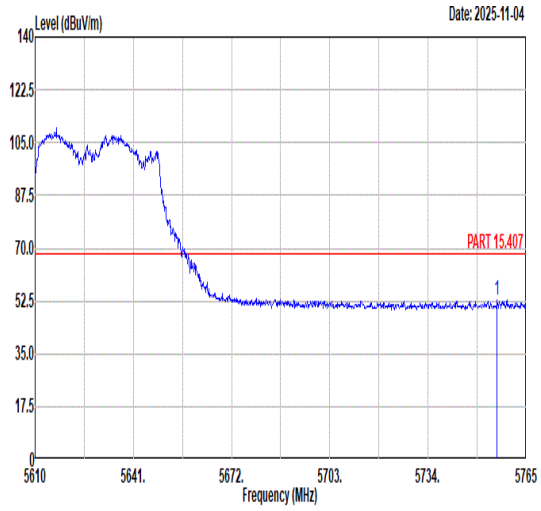 Freq Level Limit Line Margin (dB) Read Level Ant Factor Cable Loss Preamp Factor APos TPos Remark MHz dBuV/m dBuV/m dBuV dB/m dB dB cm deg 1 5755.86 52.76 68.30 -15.54 38.30 36.41 10.85 32.80 235 62 PEAK	Blank

Mode	123	
	Band Edge - L	
	U-NII-2A_5.25-5.35_802.11be EHT160_CH50_Puncturing 40M 3_5250MHz	
ANT	9+8	
Pol.	Horizontal	Fundamental
Peak	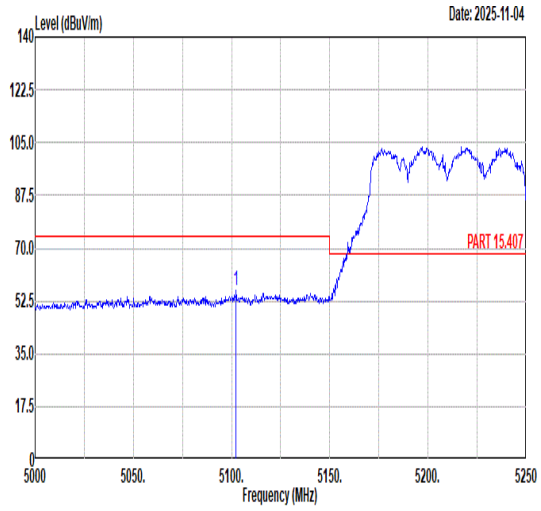 Freq Level Limit Line Margin (dB) Read Level Ant Factor Cable Loss Preamp Factor APos TPos Remark MHz dBuV/m dBuV/m dBuV dB/m dB dB cm deg 1 5102.25 55.88 74.00 -18.12 42.05 35.84 10.61 32.62 191 132 PEAK	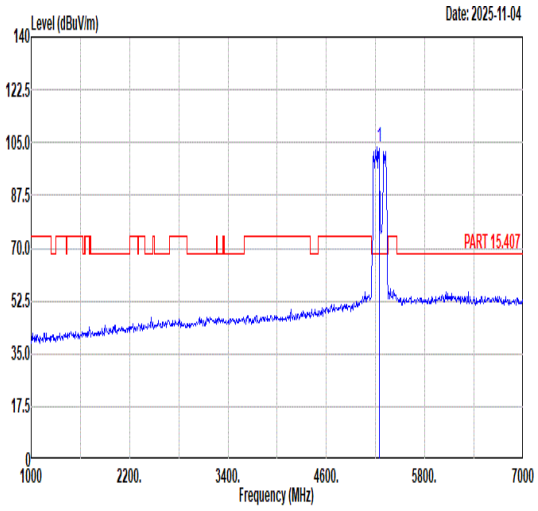 Freq Level Limit Line Margin (dB) Read Level Ant Factor Cable Loss Preamp Factor APos TPos Remark MHz dBuV/m dBuV/m dBuV dB/m dB dB cm deg 1 5250.00 103.32 ------ ------ 89.62 35.89 10.45 32.64 191 132 PEAK
Avg	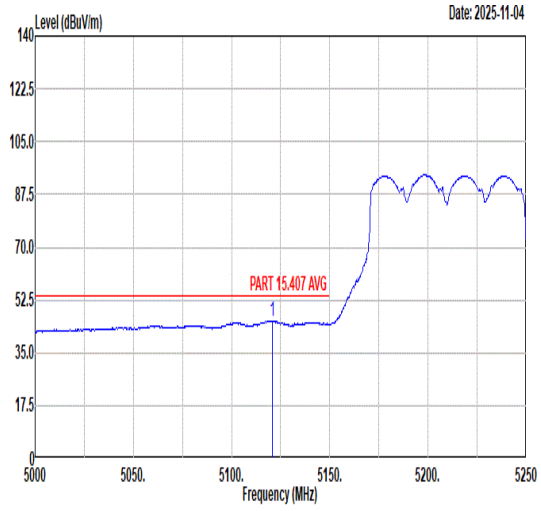 Freq Level Limit Line Margin (dB) Read Level Ant Factor Cable Loss Preamp Factor APos TPos Remark MHz dBuV/m dBuV/m dBuV dB/m dB dB cm deg 1 5120.75 45.56 54.00 -8.44 31.76 35.85 10.57 32.62 191 132 AVERAGE	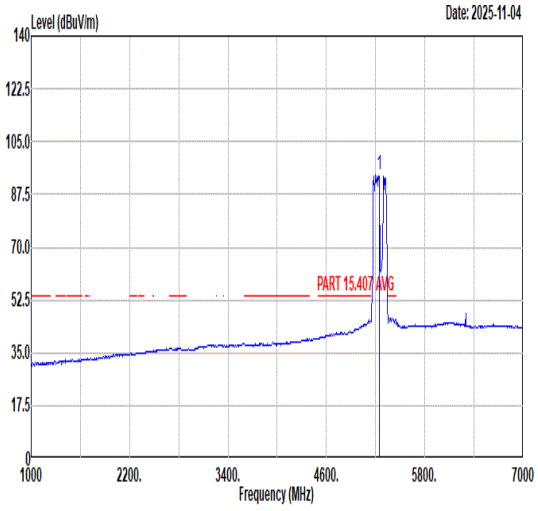 Freq Level Limit Line Margin (dB) Read Level Ant Factor Cable Loss Preamp Factor APos TPos Remark MHz dBuV/m dBuV/m dBuV dB/m dB dB cm deg 1 5250.00 93.78 ------ ------ 80.13 35.88 10.41 32.64 191 132 AVERAGE

Mode	123	
	Band Edge - R	
	U-NII-2A_5.25-5.35_802.11be EHT160_CH50_Puncturing 40M 3_5250MHz	
ANT	9+8	
Pol.	Horizontal	Fundamental
Peak	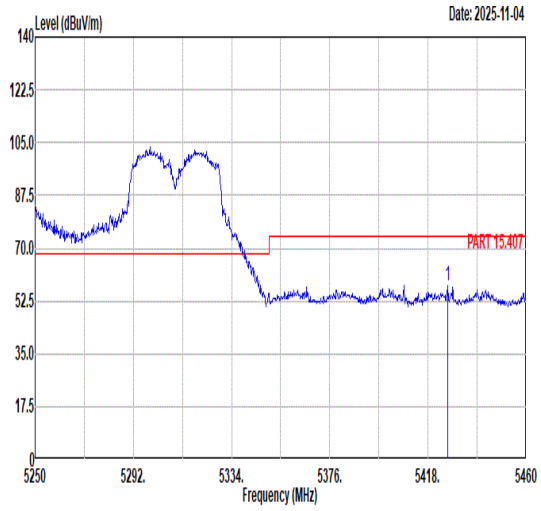 Freq Level Limit Line Margin (dB) Read Level Ant Factor Cable Loss Preamp Factor APos TPos Remark MHz dBuV/m dBuV/m dBuV dB/m dB dB cm deg 1 5426.40 57.67 74.00 -16.33 43.87 35.97 10.52 32.69 191 132 PEAK	Blank
Avg	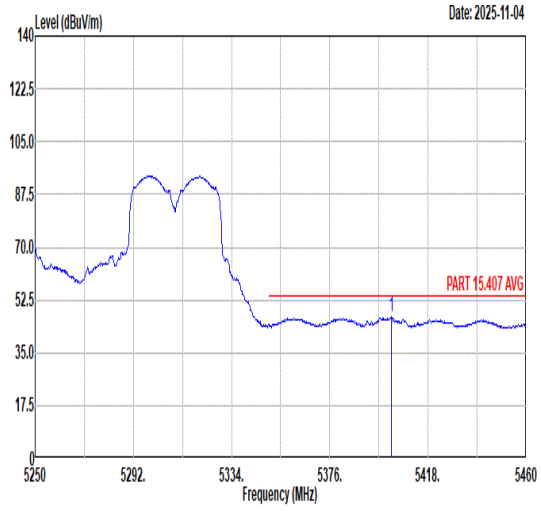 Freq Level Limit Line Margin (dB) Read Level Ant Factor Cable Loss Preamp Factor APos TPos Remark MHz dBuV/m dBuV/m dBuV dB/m dB dB cm deg 1 5402.46 46.88 54.00 -7.12 33.10 35.96 10.50 32.68 191 132 AVERAGE	Blank

Mode	123	
	Band Edge - L	
	U-NII-2A_5.25-5.35_802.11be EHT160_CH50_Puncturing 40M 3_5250MHz	
ANT	9+8	
Pol.	Vertical	Fundamental
Peak	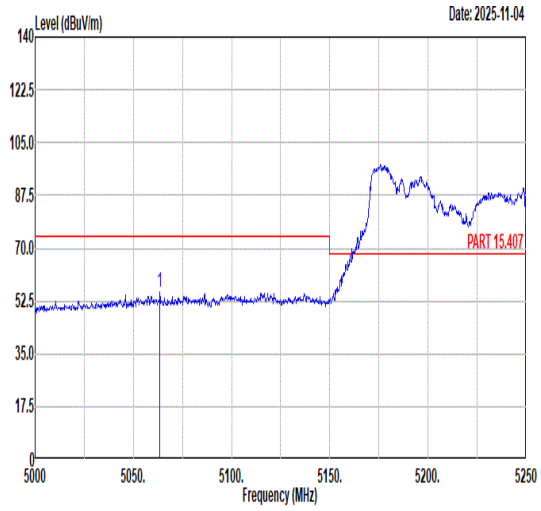 Freq Level Limit Line Margin (dB) Read Level Ant Factor Cable Loss Preamp Factor APos TPos Remark MHz dBuV/m dBuV/m dBuV dB/m dB dB cm deg 1 5063.50 55.43 74.00 -18.57 41.68 35.83 10.53 32.61 208 68 PEAK	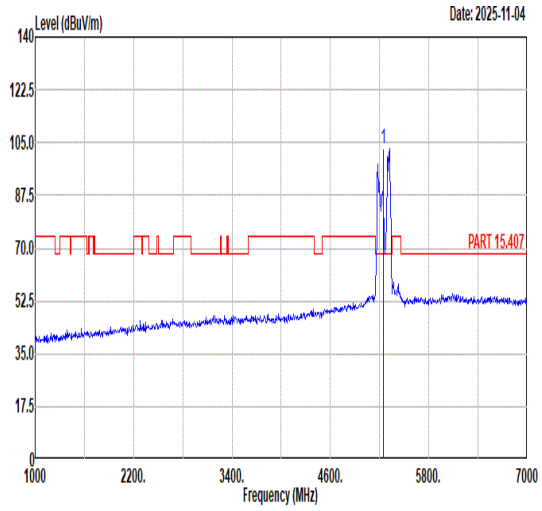 Freq Level Limit Line Margin (dB) Read Level Ant Factor Cable Loss Preamp Factor APos TPos Remark MHz dBuV/m dBuV/m dBuV dB/m dB dB cm deg 1 5250.00 103.10 ------ ------ 89.25 35.93 10.58 32.66 208 68 PEAK
Avg	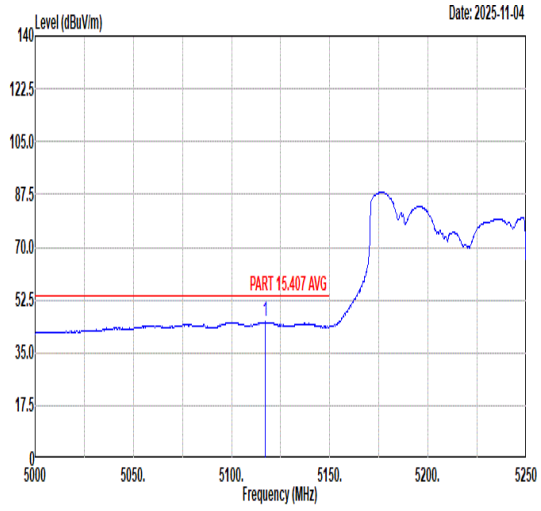 Freq Level Limit Line Margin (dB) Read Level Ant Factor Cable Loss Preamp Factor APos TPos Remark MHz dBuV/m dBuV/m dBuV dB/m dB dB cm deg 1 5117.25 45.33 54.00 -8.67 31.52 35.85 10.58 32.62 208 68 AVERAGE	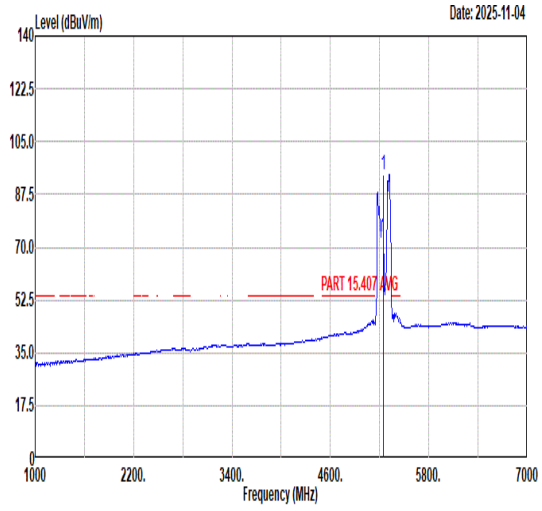 Freq Level Limit Line Margin (dB) Read Level Ant Factor Cable Loss Preamp Factor APos TPos Remark MHz dBuV/m dBuV/m dBuV dB/m dB dB cm deg 1 5250.00 94.05 ------ ------ 80.19 35.93 10.59 32.66 208 68 AVERAGE

Mode	123	
	Band Edge - R	
	U-NII-2A_5.25-5.35_802.11be EHT160_CH50_Puncturing 40M 3_5250MHz	
ANT	9+8	
Pol.	Vertical	Fundamental
Peak	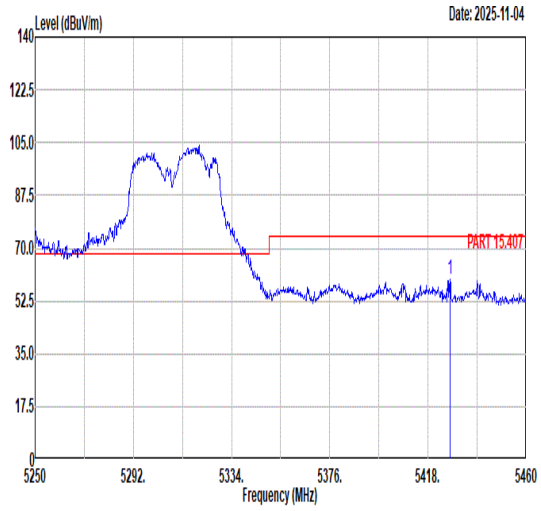 Freq Level Limit Line Margin (dB) Read Level Ant Factor Cable Loss Preamp Factor APos TPos Remark MHz dBuV/m dBuV/m dBuV dB/m dB dB cm deg 1 5427.45 59.66 74.00 -14.34 45.86 35.97 10.52 32.69 208 68 PEAK	Blank
Avg	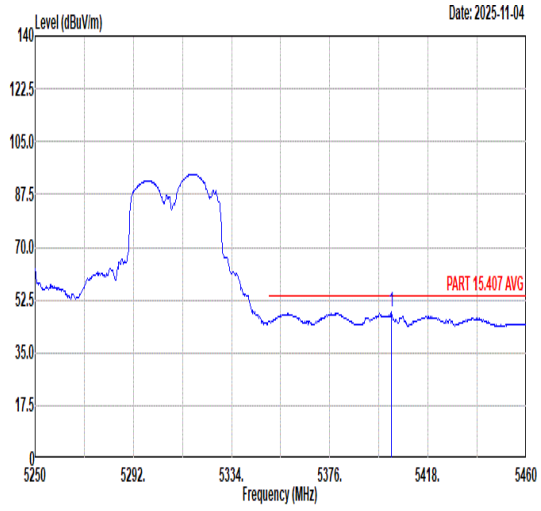 Freq Level Limit Line Margin (dB) Read Level Ant Factor Cable Loss Preamp Factor APos TPos Remark MHz dBuV/m dBuV/m dBuV dB/m dB dB cm deg 1 5402.46 48.44 54.00 -5.56 34.66 35.96 10.50 32.68 208 68 AVERAGE	Blank

Mode	124	
	Band Edge - L	
	U-NII-2C_5.47-5.725_802.11be EHT160_CH114_Puncturing 40M 4_5570MHz	
ANT	9+8	
Pol.	Horizontal	Fundamental
Peak	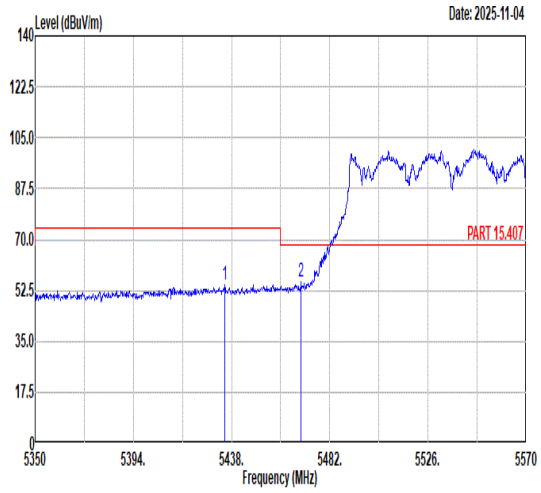 Freq Level Limit Line Margin (dB) Read Level Ant Factor Cable Loss Preamp Factor APos TPos Remark 1 5434.92 54.41 74.00 -19.59 40.60 35.97 10.53 32.69 218 334 PEAK 2 5469.24 55.44 68.30 -12.86 41.59 35.99 10.55 32.69 218 334 PEAK	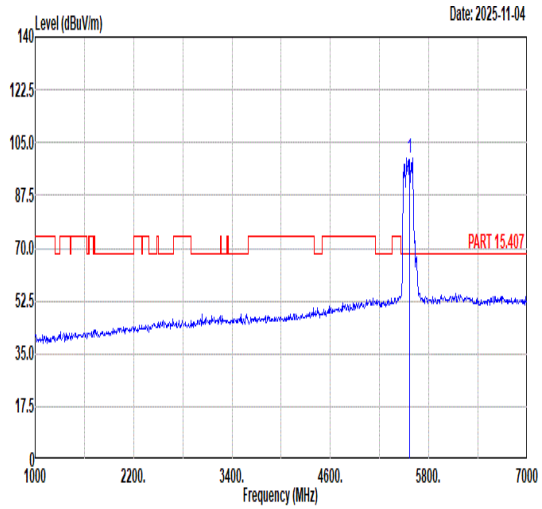 Freq Level Limit Line Margin (dB) Read Level Ant Factor Cable Loss Preamp Factor APos TPos Remark 1 5570.00 100.05 ------ ------ 85.91 36.17 10.71 32.74 218 334 PEAK
Avg	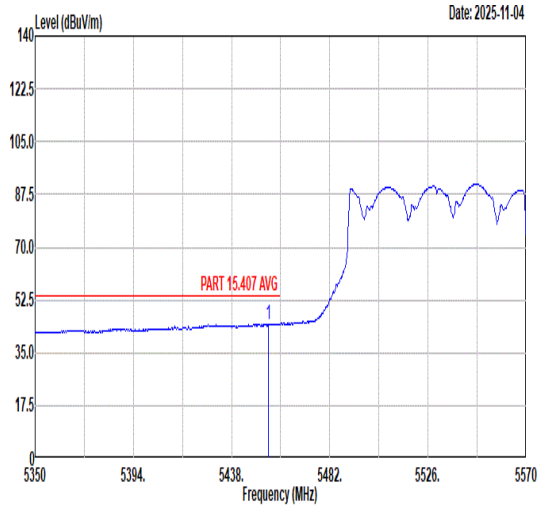 Freq Level Limit Line Margin (dB) Read Level Ant Factor Cable Loss Preamp Factor APos TPos Remark 1 5454.50 44.52 54.00 -9.48 30.69 35.98 10.54 32.69 218 334 AVERAGE	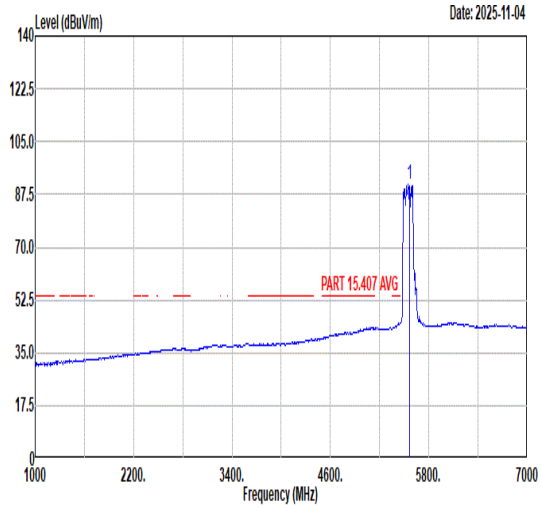 Freq Level Limit Line Margin (dB) Read Level Ant Factor Cable Loss Preamp Factor APos TPos Remark 1 5570.00 90.65 ------ ------ 76.66 36.08 10.63 32.72 218 334 AVERAGE

Mode	124	
	Band Edge - R	
	U-NII-2C_5.47-5.725_802.11be EHT160_CH114_Puncturing 40M 4_5570MHz	
ANT	9+8	
Pol.	Horizontal	Fundamental
Peak	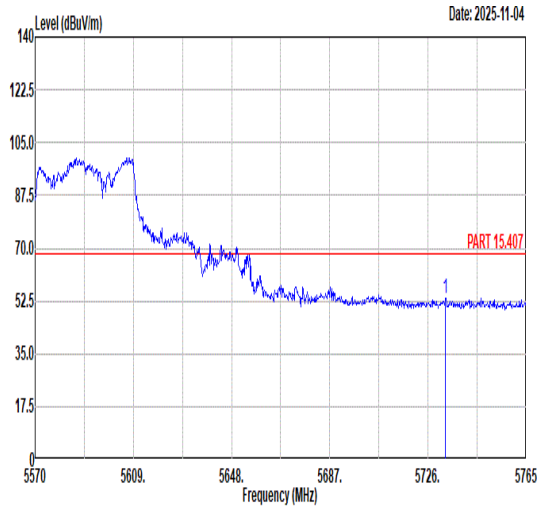 Freq Level Limit Line Margin (dB) Read Level Ant Factor Cable Loss Preamp Factor APos TPos Remark MHz dBuV/m dBuV/m dBuV dB/m dB dB cm deg 1 5733.02 53.37 68.30 -14.93 38.92 36.37 10.87 32.79 218 334 PEAK	Blank

Mode	124
	Band Edge - L
	U-NII-2C_5.47-5.725_802.11be EHT160_CH114_Puncturing 40M 4_5570MHz
ANT	9+8

Pol.	Vertical	Fundamental
Peak	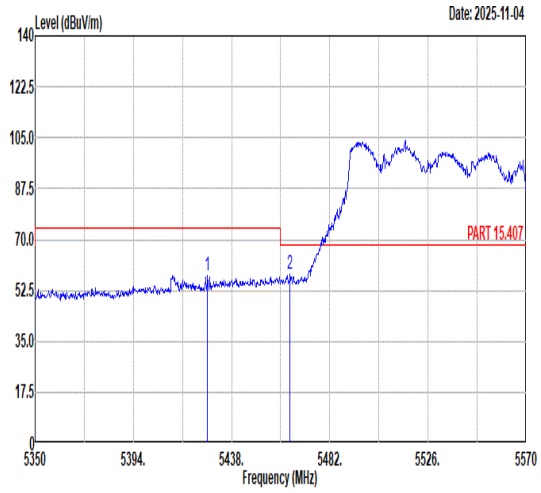 Freq Level Limit Line Margin (dB) Read Level Ant Factor Cable Loss Preamp Factor APos TPos Remark 1 5427.22 57.63 74.00 -16.37 43.83 35.97 10.52 32.69 241 62 PEAK 2 5464.18 57.98 68.30 -10.32 44.13 35.99 10.55 32.69 241 62 PEAK	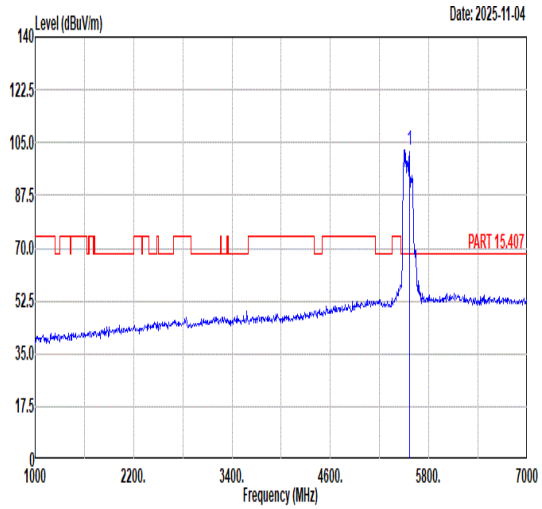 Freq Level Limit Line Margin (dB) Read Level Ant Factor Cable Loss Preamp Factor APos TPos Remark 1 5570.00 102.74 ------ ------ 88.87 36.00 10.57 32.70 241 62 PEAK
Avg	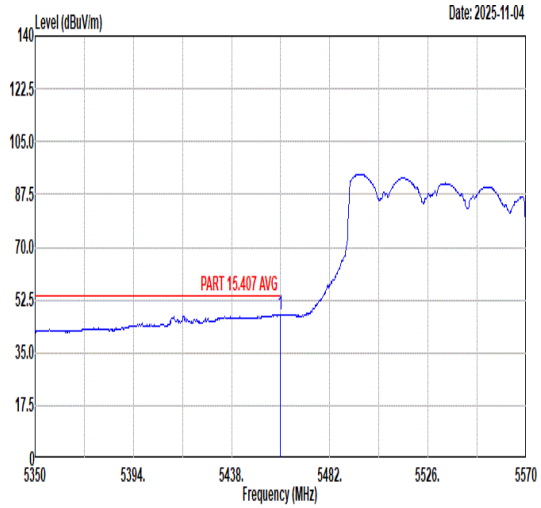 Freq Level Limit Line Margin (dB) Read Level Ant Factor Cable Loss Preamp Factor APos TPos Remark 1 5459.78 47.63 54.00 -6.37 33.80 35.98 10.54 32.69 241 62 AVERAGE	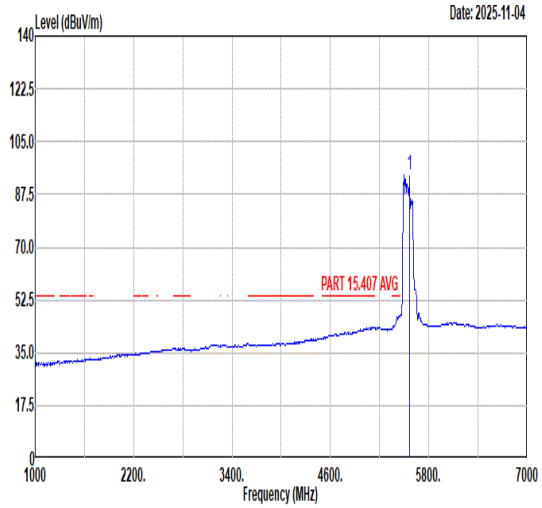 Freq Level Limit Line Margin (dB) Read Level Ant Factor Cable Loss Preamp Factor APos TPos Remark 1 5570.00 93.95 ------ ------ 80.08 36.00 10.57 32.70 241 62 AVERAGE

Mode	124	
	Band Edge - R	
	U-NII-2C_5.47-5.725_802.11be EHT160_CH114_Puncturing 40M 4_5570MHz	
ANT	9+8	
Pol.	Vertical	Fundamental
Peak	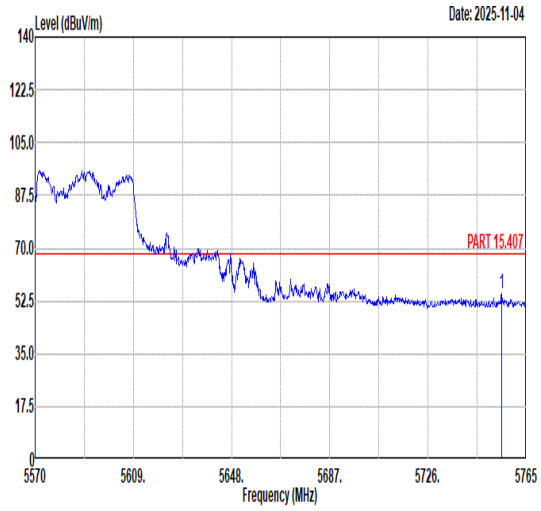 Freq Level Limit Line Margin (dB) Read Level Ant Factor Cable Loss Preamp Factor APos TPos Remark MHz dBuV/m dBuV/m dBuV dB/m dB dB cm deg 1 5755.25 54.90 68.30 -13.40 40.44 36.41 10.85 32.80 241 62 PEAK	Blank

Mode	125	
	Band Edge - L	
	U-NII-3_5.725-5.85_802.11be EHT80_CH155_Puncturing 20M 4_5775MHz	
ANT	9+8	
Pol.	Horizontal	Fundamental
Peak	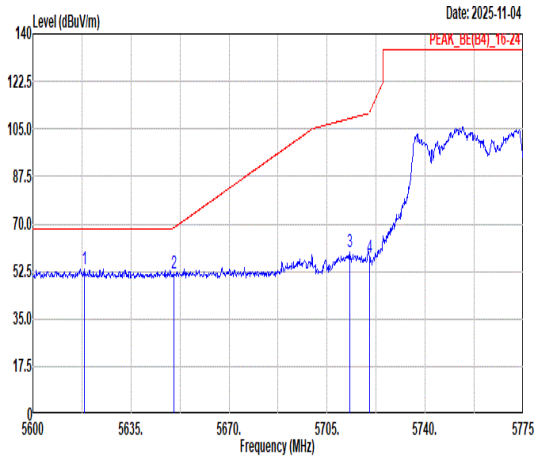 Freq Level Limit Line Margin (dB) Read Level Ant Factor Cable Loss Preamp Factor APos TPos Remark MHz dBuV/m dBuV/m dBuV dB/m dB dB cm deg 1 5618.38 53.47 68.30 -14.83 39.29 36.19 10.74 32.75 279 339 PEAK 2 5650.23 51.61 68.47 -16.86 37.32 36.24 10.81 32.76 279 339 PEAK 3 5713.23 59.43 108.91 -49.48 45.00 36.34 10.88 32.79 279 339 PEAK 4 5720.05 57.45 110.91 -53.46 43.01 36.35 10.88 32.79 279 339 PEAK	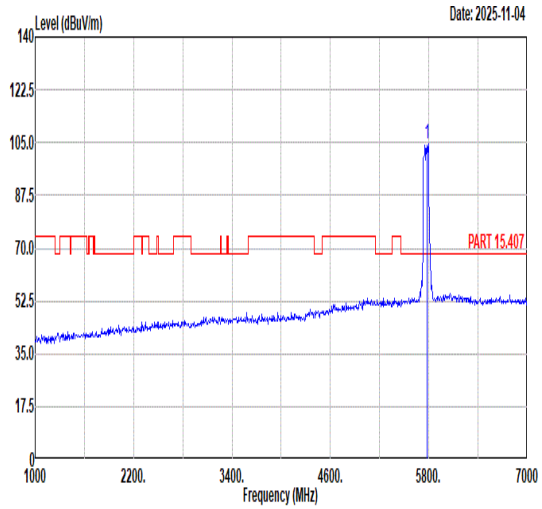 Freq Level Limit Line Margin (dB) Read Level Ant Factor Cable Loss Preamp Factor APos TPos Remark MHz dBuV/m dBuV/m dBuV dB/m dB dB cm deg 1 5775.00 104.67 ------ ------ 90.20 36.47 10.82 32.82 279 339 PEAK
Avg	Blank	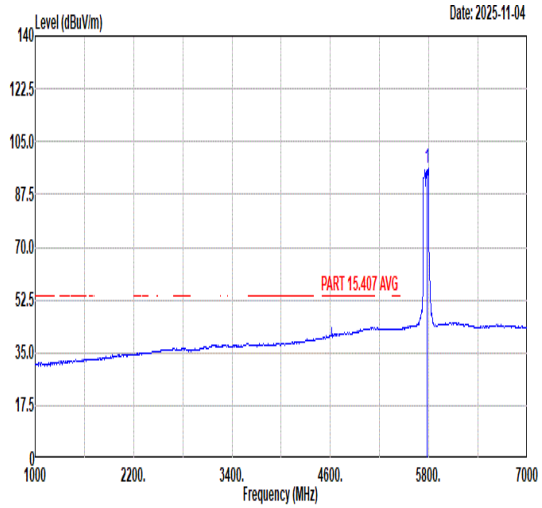 Freq Level Limit Line Margin (dB) Read Level Ant Factor Cable Loss Preamp Factor APos TPos Remark MHz dBuV/m dBuV/m dBuV dB/m dB dB cm deg 1 5775.00 96.24 ------ ------ 81.77 36.47 10.82 32.82 279 339 AVERAGE

Mode	125	
	Band Edge - R	
	U-NII-3_5.725-5.85_802.11be EHT80_CH155_Puncturing 20M 4_5775MHz	
ANT	9+8	
Pol.	Horizontal	Fundamental
Peak	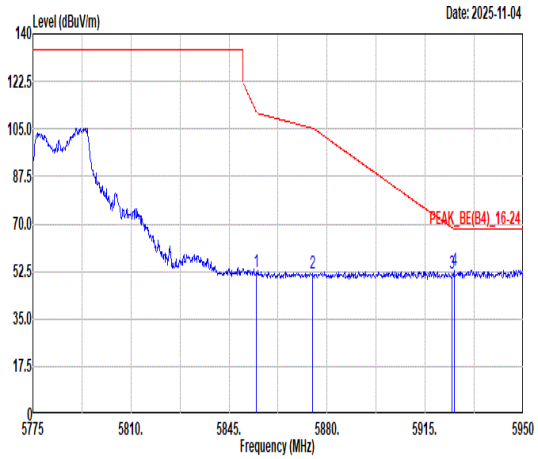 Freq Level Limit Line Margin (dB) Read Level Ant Factor Cable Loss Preamp Factor APos TPos Remark MHz dBuV/m dBuV/m dBuV dB/m dB dB cm deg 1 5854.80 52.13 111.26 -59.13 37.57 36.57 10.83 32.84 279 339 PEAK 2 5874.75 52.02 105.27 -53.25 37.43 36.60 10.84 32.85 279 339 PEAK 3 5924.63 51.83 68.48 -16.65 37.14 36.68 10.88 32.87 279 339 PEAK 4 5925.33 52.95 68.30 -15.35 38.25 36.68 10.89 32.87 279 339 PEAK	Blank

Mode	125	
	Band Edge - L	
	U-NII-3_5.725-5.85_802.11be EHT80_CH155_Puncturing 20M 4_5775MHz	
ANT	9+8	
Pol.	Vertical	Fundamental
Peak	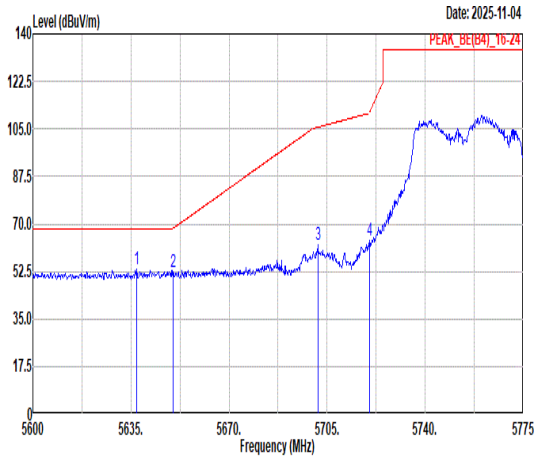 Freq Level Limit Line Margin (dB) Read Level Ant Factor Cable Loss Preamp Factor APos TPos Remark MHz dBuV/m dBuV/m dBuV dB/m dB dB cm deg 1 5636.93 53.38 68.30 -14.92 39.13 36.22 10.78 32.75 234 80 PEAK 2 5650.05 52.55 68.34 -15.79 38.26 36.24 10.81 32.76 234 80 PEAK 3 5701.68 62.12 105.67 -43.55 47.69 36.32 10.89 32.78 234 80 PEAK 4 5720.05 63.81 110.91 -47.10 49.37 36.35 10.88 32.79 234 80 PEAK	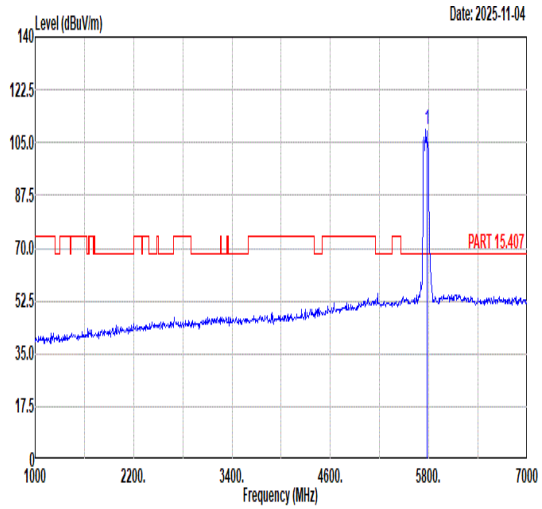 Freq Level Limit Line Margin (dB) Read Level Ant Factor Cable Loss Preamp Factor APos TPos Remark MHz dBuV/m dBuV/m dBuV dB/m dB dB cm deg 1 5775.00 109.35 ------ ------ 94.90 36.42 10.84 32.81 234 80 PEAK
Avg	Blank	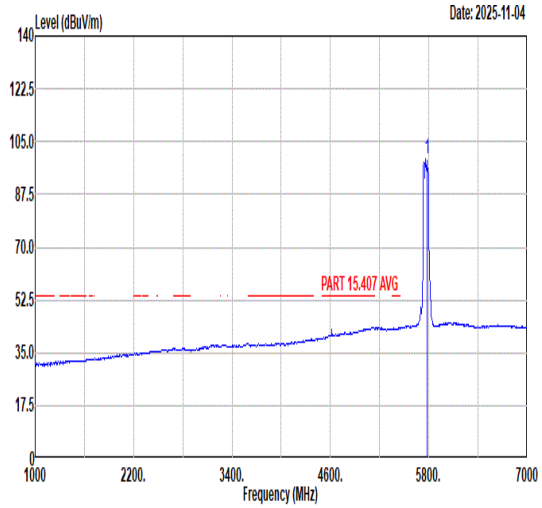 Freq Level Limit Line Margin (dB) Read Level Ant Factor Cable Loss Preamp Factor APos TPos Remark MHz dBuV/m dBuV/m dBuV dB/m dB dB cm deg 1 5775.00 99.53 ------ ------ 85.08 36.42 10.84 32.81 234 80 AVERAGE

Mode	125	
	Band Edge - R	
	U-NII-3_5.725-5.85_802.11be EHT80_CH155_Puncturing 20M 4_5775MHz	
ANT	9+8	
Pol.	Vertical	Fundamental
Peak	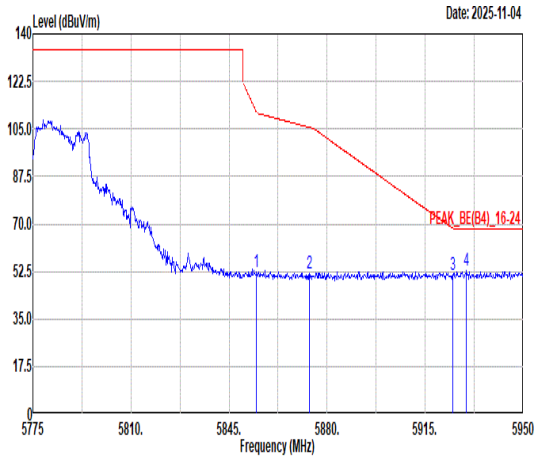 Freq Level Limit Line Margin (dB) Read Level Ant Factor Cable Loss Preamp Factor APos TPos Remark MHz dBuV/m dBuV/m dBuV dB/m dB dB cm deg 1 5854.80 52.18 111.26 -59.08 37.62 36.57 10.83 32.84 234 80 PEAK 2 5873.70 51.61 105.56 -53.95 37.02 36.60 10.84 32.85 234 80 PEAK 3 5924.80 51.01 68.35 -17.34 36.31 36.68 10.89 32.87 234 80 PEAK 4 5929.70 52.81 68.30 -15.49 38.10 36.69 10.89 32.87 234 80 PEAK	Blank

Mode	126	
	Band Edge - L	
	U-NII-2A_5.25-5.35_802.11be EHT160_CH50_Puncturing 20M 5_5250MHz	
ANT	9+8	
Pol.	Horizontal	Fundamental
Peak	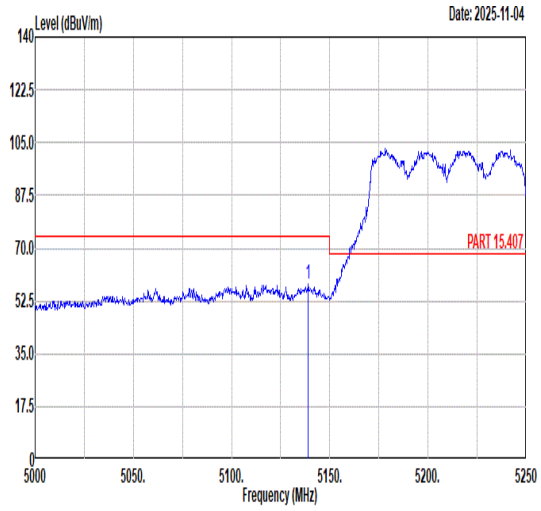 Freq Level Limit Line Margin (dB) Read Level Ant Factor Cable Loss Preamp Factor APos TPos Remark MHz dBuV/m dBuV/m dBuV dB/m dB dB cm deg 1 5139.00 57.89 74.00 -16.11 44.13 35.86 10.53 32.63 167 125 PEAK	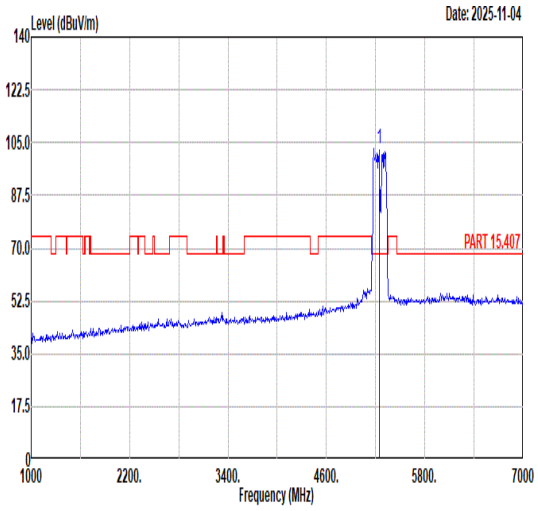 Freq Level Limit Line Margin (dB) Read Level Ant Factor Cable Loss Preamp Factor APos TPos Remark MHz dBuV/m dBuV/m dBuV dB/m dB dB cm deg 1 5250.00 102.77 ------ ------ 89.08 35.87 10.46 32.64 167 125 PEAK
Avg	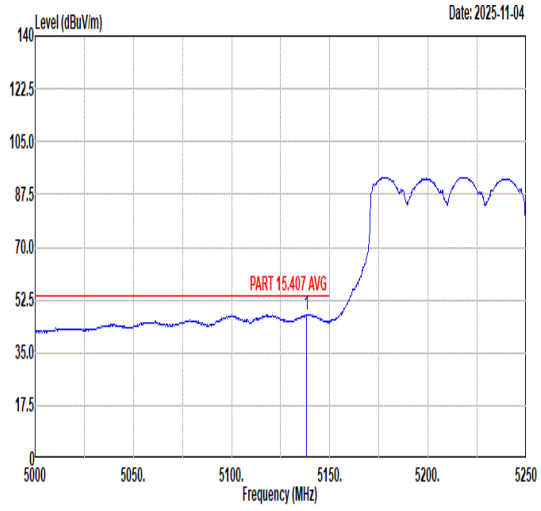 Freq Level Limit Line Margin (dB) Read Level Ant Factor Cable Loss Preamp Factor APos TPos Remark MHz dBuV/m dBuV/m dBuV dB/m dB dB cm deg 1 5138.00 47.63 54.00 -6.37 33.86 35.86 10.54 32.63 167 125 AVERAGE	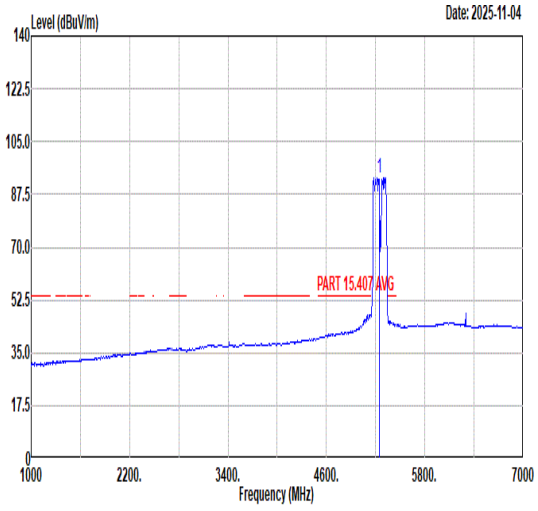 Freq Level Limit Line Margin (dB) Read Level Ant Factor Cable Loss Preamp Factor APos TPos Remark MHz dBuV/m dBuV/m dBuV dB/m dB dB cm deg 1 5250.00 93.24 ------ ------ 79.54 35.89 10.45 32.64 167 125 AVERAGE

Mode	126	
	Band Edge - R	
	U-NII-2A_5.25-5.35_802.11be EHT160_CH50_Puncturing 20M 5_5250MHz	
ANT	9+8	
Pol.	Horizontal	Fundamental
Peak	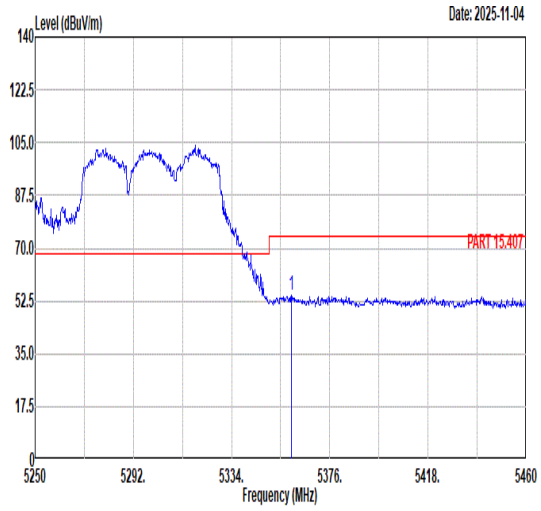 Freq Level Limit Line Margin (dB) Read Level Ant Factor Cable Loss Preamp Factor APos TPos Remark MHz dBuV/m dBuV/m dBuV dB/m dB dB cm deg 1 5359.62 54.22 74.00 -19.78 40.41 35.94 10.54 32.67 167 125 PEAK	Blank
Avg	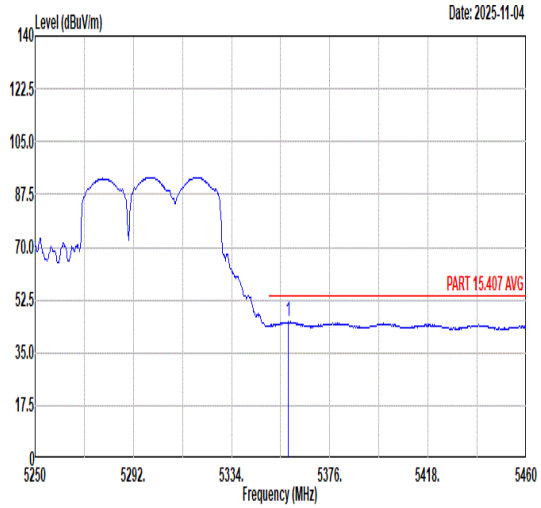 Freq Level Limit Line Margin (dB) Read Level Ant Factor Cable Loss Preamp Factor APos TPos Remark MHz dBuV/m dBuV/m dBuV dB/m dB dB cm deg 1 5358.36 45.26 54.00 -8.74 31.45 35.94 10.54 32.67 167 125 AVERAGE	Blank

Mode	126	
	Band Edge - L	
	U-NII-2A_5.25-5.35_802.11be EHT160_CH50_Puncturing 20M 5_5250MHz	
ANT	9+8	
Pol.	Vertical	Fundamental
Peak	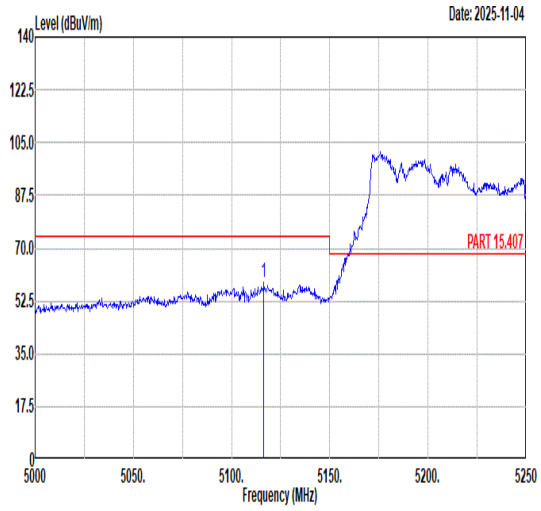 Freq Level Limit Line Margin (dB) Read Level Ant Factor Cable Loss Preamp Factor APos TPos Remark MHz dBuV/m dBuV/m dBuV dB/m dB dB cm deg 1 5116.50 58.47 74.00 -15.53 44.66 35.85 10.58 32.62 206 75 PEAK	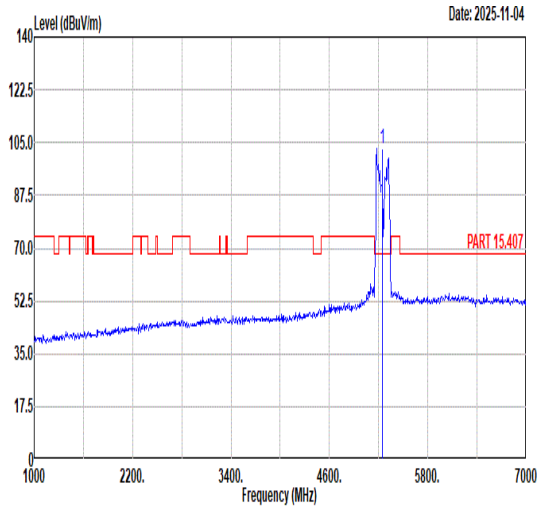 Freq Level Limit Line Margin (dB) Read Level Ant Factor Cable Loss Preamp Factor APos TPos Remark MHz dBuV/m dBuV/m dBuV dB/m dB dB cm deg 1 5250.00 102.91 ------ ------ 89.22 35.87 10.46 32.64 206 75 PEAK
Avg	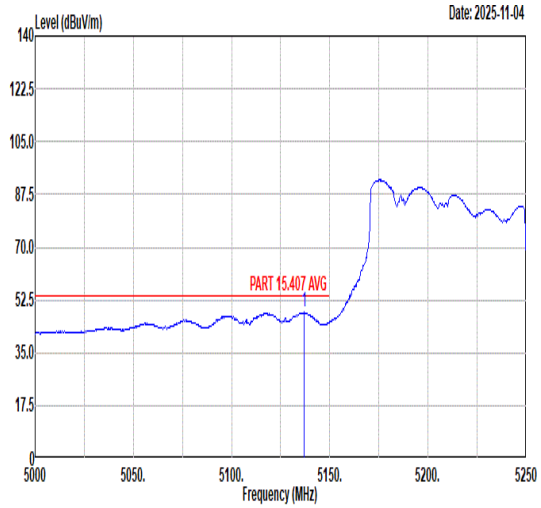 Freq Level Limit Line Margin (dB) Read Level Ant Factor Cable Loss Preamp Factor APos TPos Remark MHz dBuV/m dBuV/m dBuV dB/m dB dB cm deg 1 5137.00 48.51 54.00 -5.49 34.75 35.85 10.54 32.63 206 75 AVERAGE	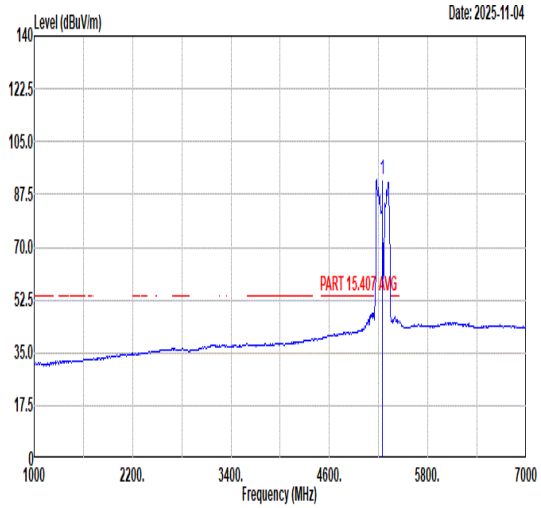 Freq Level Limit Line Margin (dB) Read Level Ant Factor Cable Loss Preamp Factor APos TPos Remark MHz dBuV/m dBuV/m dBuV dB/m dB dB cm deg 1 5250.00 92.23 ------ ------ 78.54 35.87 10.46 32.64 206 75 AVERAGE

Mode	126	
	Band Edge - R	
	U-NII-2A_5.25-5.35_802.11be EHT160_CH50_Puncturing 20M 5_5250MHz	
ANT	9+8	
Pol.	Vertical	Fundamental
Peak	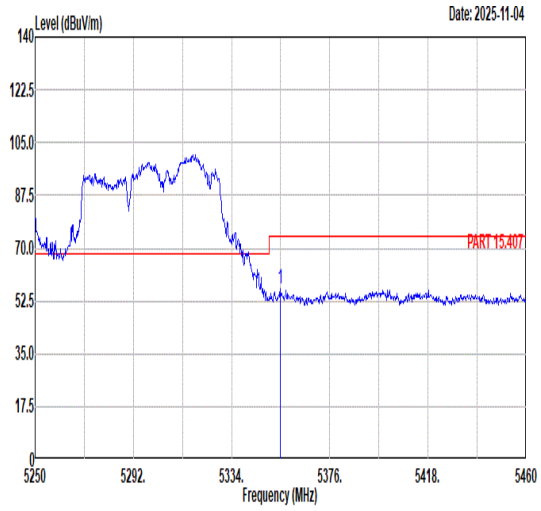 Freq Level Limit Line Margin (dB) Read Level Ant Factor Cable Loss Preamp Factor APos TPos Remark MHz dBuV/m dBuV/m dBuV dB/m dB dB cm deg 1 5354.79 56.44 74.00 -17.56 42.62 35.94 10.55 32.67 206 75 PEAK	Blank
Avg	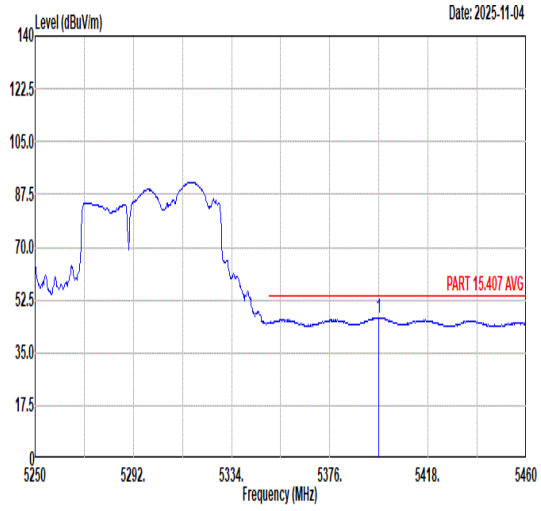 Freq Level Limit Line Margin (dB) Read Level Ant Factor Cable Loss Preamp Factor APos TPos Remark MHz dBuV/m dBuV/m dBuV dB/m dB dB cm deg 1 5396.79 46.58 54.00 -7.42 32.79 35.96 10.51 32.68 206 75 AVERAGE	Blank

Mode	127	
	Band Edge - L	
	U-NII-2C_5.47-5.725_802.11be EHT160_CH114_Puncturing 20M 8_5570MHz	
ANT	9+8	
Pol.	Horizontal	Fundamental
Peak	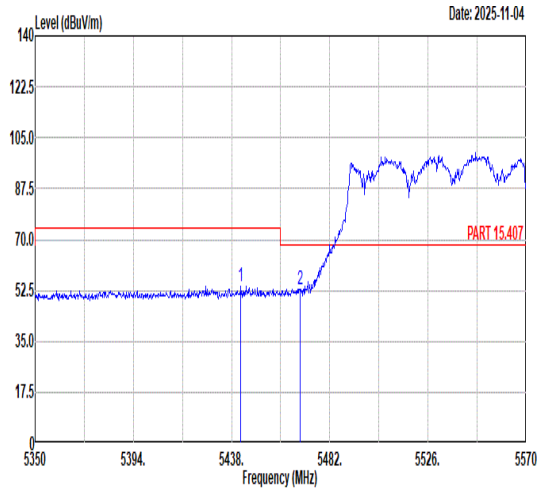 Freq Level Limit Line Margin (dB) Read Level Ant Factor Cable Loss Preamp Factor APos TPos Remark MHz dBuV/m dBuV/m dBuV dB/m dB dB cm deg 1 5442.18 54.12 74.00 -19.88 40.30 35.98 10.53 32.69 216 335 PEAK 2 5468.58 52.87 68.30 -15.43 39.02 35.99 10.55 32.69 216 335 PEAK	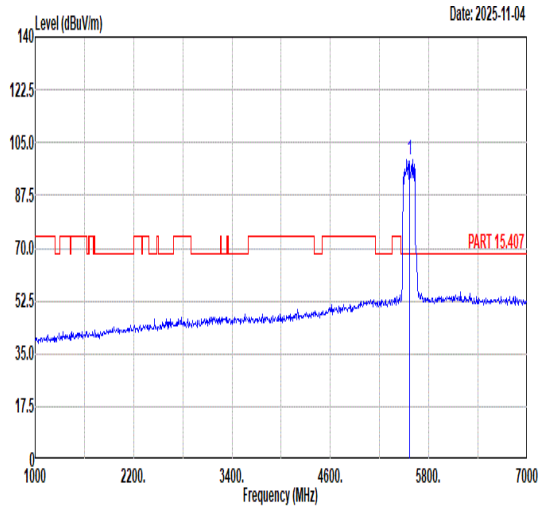 Freq Level Limit Line Margin (dB) Read Level Ant Factor Cable Loss Preamp Factor APos TPos Remark MHz dBuV/m dBuV/m dBuV dB/m dB dB cm deg 1 5570.00 99.27 ------ ------ 85.13 36.17 10.71 32.74 216 335 PEAK
Avg	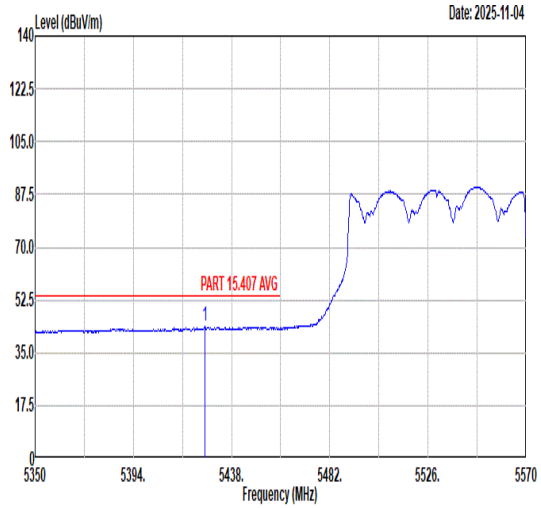 Freq Level Limit Line Margin (dB) Read Level Ant Factor Cable Loss Preamp Factor APos TPos Remark MHz dBuV/m dBuV/m dBuV dB/m dB dB cm deg 1 5426.12 43.62 54.00 -10.38 29.82 35.97 10.52 32.69 216 335 AVERAGE	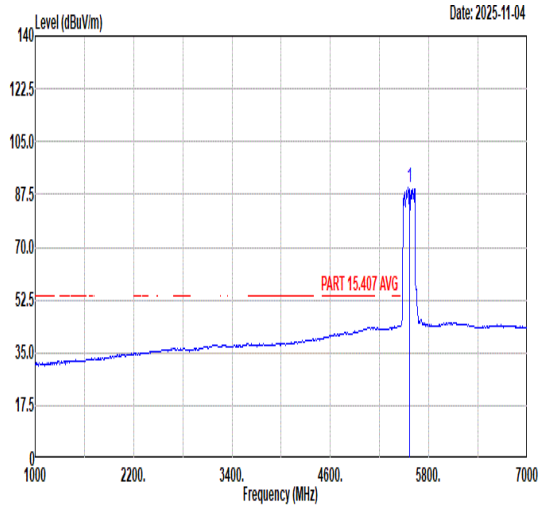 Freq Level Limit Line Margin (dB) Read Level Ant Factor Cable Loss Preamp Factor APos TPos Remark MHz dBuV/m dBuV/m dBuV dB/m dB dB cm deg 1 5570.00 89.72 ------ ------ 75.73 36.08 10.63 32.72 216 335 AVERAGE

Mode	127	
	Band Edge - R	
	U-NII-2C_5.47-5.725_802.11be EHT160_CH114_Puncturing 20M 8_5570MHz	
ANT	9+8	
Pol.	Horizontal	Fundamental
Peak	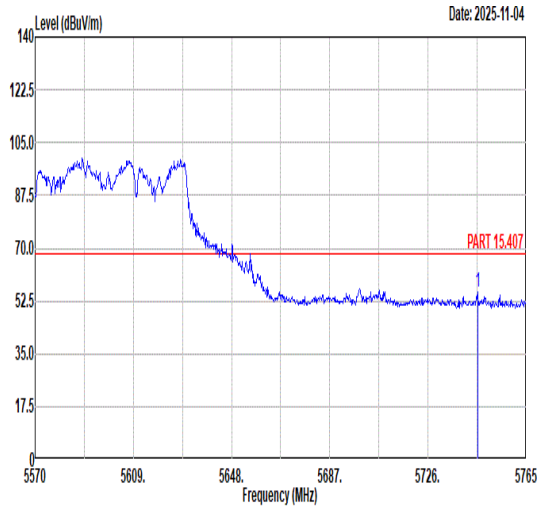 Freq Level Limit Line Margin (dB) Read Level Ant Factor Cable Loss Preamp Factor APos TPos Remark MHz dBuV/m dBuV/m dBuV dB/m dB dB cm deg 1 5745.70 55.21 68.30 -13.09 40.76 36.39 10.86 32.80 216 335 PEAK	Blank

Mode	127	
	Band Edge - L	
	U-NII-2C_5.47-5.725_802.11be EHT160_CH114_Puncturing 20M 8_5570MHz	
ANT	9+8	
Pol.	Vertical	Fundamental
Peak	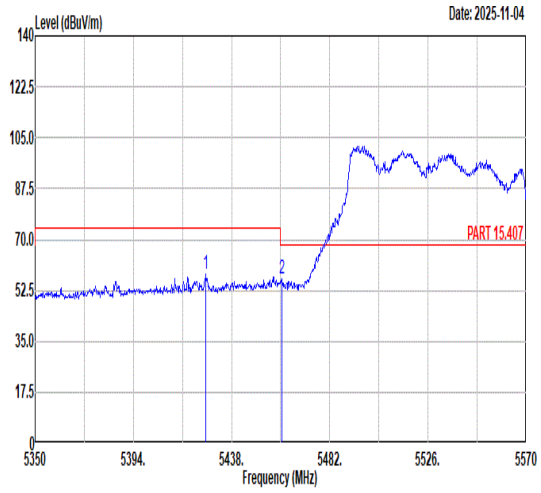 Freq Level Limit Line Margin (dB) Read Level Ant Factor Cable Loss Preamp Factor APos TPos Remark MHz dBuV/m dBuV/m dBuV dB/m dB dB cm deg 1 5426.56 57.98 74.00 -16.02 44.18 35.97 10.52 32.69 228 62 PEAK 2 5460.44 56.38 68.30 -11.92 42.54 35.98 10.55 32.69 228 62 PEAK	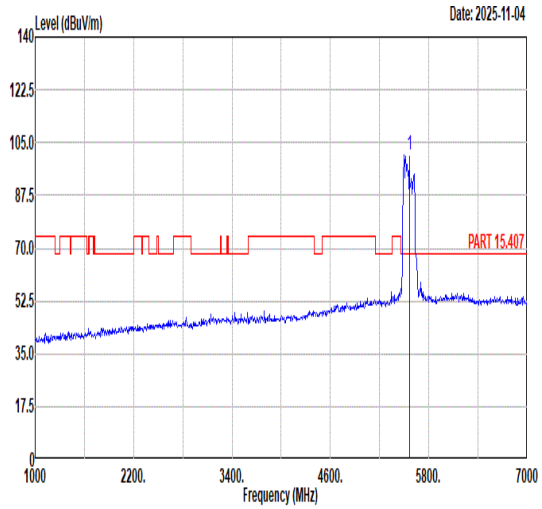 Freq Level Limit Line Margin (dB) Read Level Ant Factor Cable Loss Preamp Factor APos TPos Remark MHz dBuV/m dBuV/m dBuV dB/m dB dB cm deg 1 5570.00 101.13 ------ ------ 87.26 36.00 10.57 32.70 228 62 PEAK
Avg	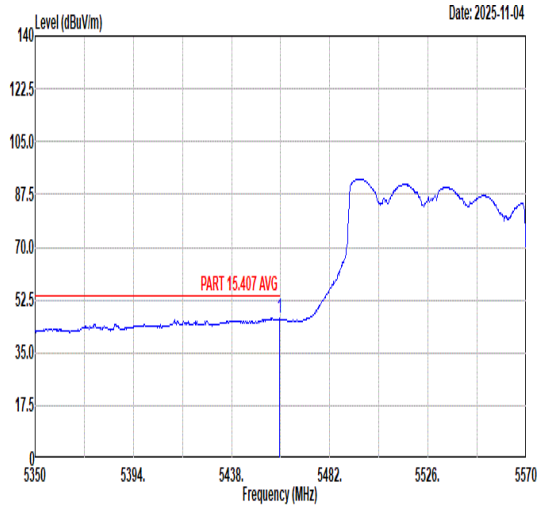 Freq Level Limit Line Margin (dB) Read Level Ant Factor Cable Loss Preamp Factor APos TPos Remark MHz dBuV/m dBuV/m dBuV dB/m dB dB cm deg 1 5459.56 46.32 54.00 -7.68 32.49 35.98 10.54 32.69 228 62 AVERAGE	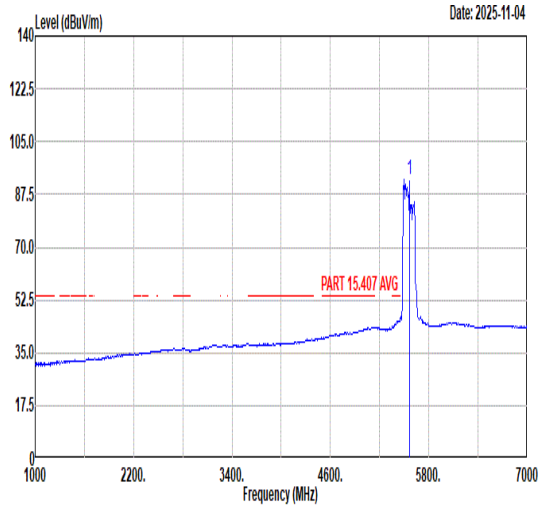 Freq Level Limit Line Margin (dB) Read Level Ant Factor Cable Loss Preamp Factor APos TPos Remark MHz dBuV/m dBuV/m dBuV dB/m dB dB cm deg 1 5570.00 92.50 ------ ------ 78.63 36.00 10.57 32.70 228 62 AVERAGE

Mode	127	
	Band Edge - R	
	U-NII-2C_5.47-5.725_802.11be EHT160_CH114_Puncturing 20M 8_5570MHz	
ANT	9+8	
Pol.	Vertical	Fundamental
Peak	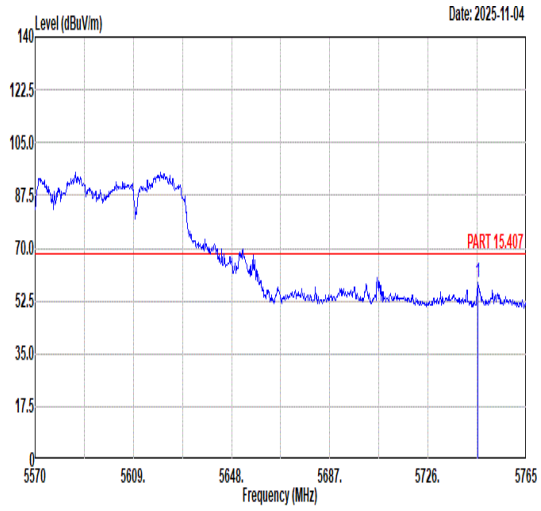 Freq Level Limit Line Margin (dB) Read Level Ant Factor Cable Loss Preamp Factor APos TPos Remark MHz dBuV/m dBuV/m dBuV dB/m dB dB cm deg 1 5745.70 58.88 68.30 -9.42 44.43 36.39 10.86 32.80 228 62 PEAK	Blank

Mode	128	
	Band Edge	
	U-NII-1_5.15-5.25_802.11a_CH36_5180MHz	
ANT	8	
Pol.	Horizontal	Fundamental
Peak	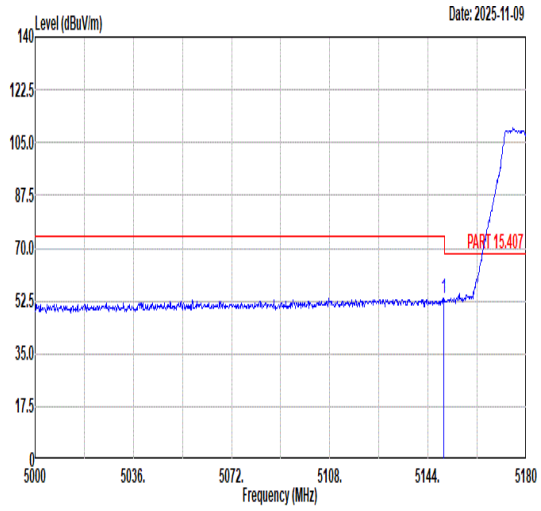 Freq Level Limit Line Margin (dB) Read Level Ant Factor Cable Loss Preamp Factor APos TPos Remark MHz dBuV/m dBuV/m dBuV dB/m dB dB cm deg 1 5149.76 53.26 74.00 -20.74 39.52 35.86 10.51 32.63 100 123 PEAK	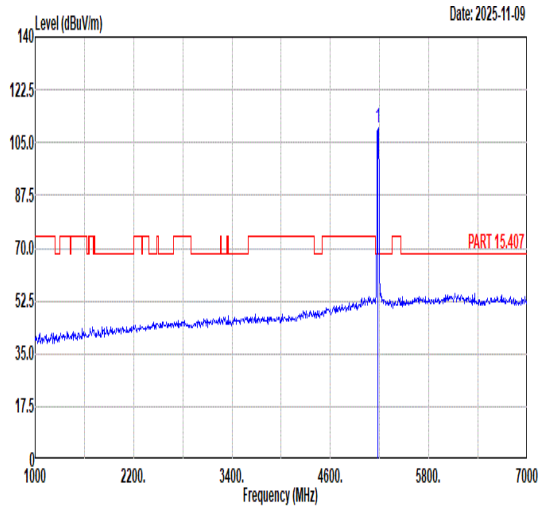 Freq Level Limit Line Margin (dB) Read Level Ant Factor Cable Loss Preamp Factor APos TPos Remark MHz dBuV/m dBuV/m dBuV dB/m dB dB cm deg 1 5180.00 109.63 ------ ------ 95.96 35.88 10.43 32.64 100 123 PEAK
Avg	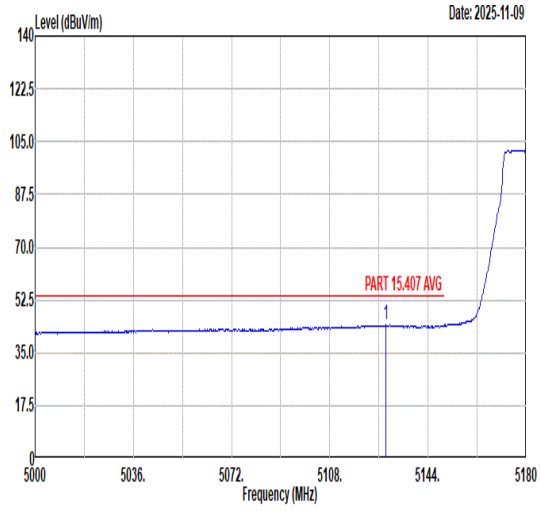 Freq Level Limit Line Margin (dB) Read Level Ant Factor Cable Loss Preamp Factor APos TPos Remark MHz dBuV/m dBuV/m dBuV dB/m dB dB cm deg 1 5128.52 44.12 54.00 -9.88 30.34 35.85 10.56 32.63 100 123 AVERAGE	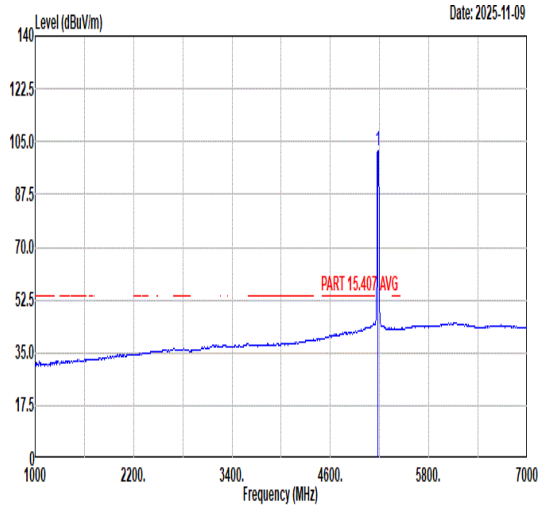 Freq Level Limit Line Margin (dB) Read Level Ant Factor Cable Loss Preamp Factor APos TPos Remark MHz dBuV/m dBuV/m dBuV dB/m dB dB cm deg 1 5180.00 102.19 ------ ------ 88.52 35.87 10.44 32.64 100 123 AVERAGE

Mode	128	
	Band Edge	
	U-NII-1_5.15-5.25_802.11a_CH36_5180MHz	
ANT	8	
Pol.	Vertical	Fundamental
Peak	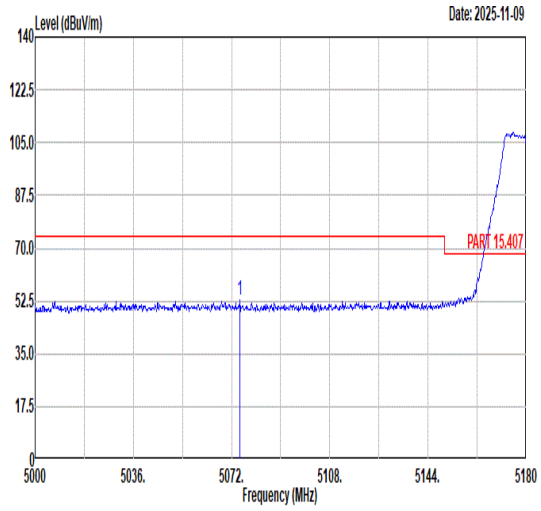 Freq Level Limit Line Margin (dB) Read Level Ant Factor Cable Loss Preamp Factor APos TPos Remark MHz dBuV/m dBuV/m dBuV dB/m dB dB cm deg 1 5075.06 52.62 74.00 -21.38 38.85 35.83 10.56 32.62 387 212 PEAK	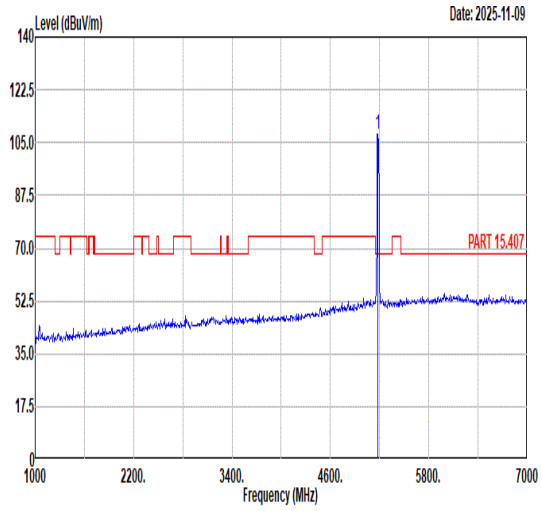 Freq Level Limit Line Margin (dB) Read Level Ant Factor Cable Loss Preamp Factor APos TPos Remark MHz dBuV/m dBuV/m dBuV dB/m dB dB cm deg 1 5180.00 107.85 ------ ------ 94.16 35.87 10.46 32.64 387 212 PEAK
Avg	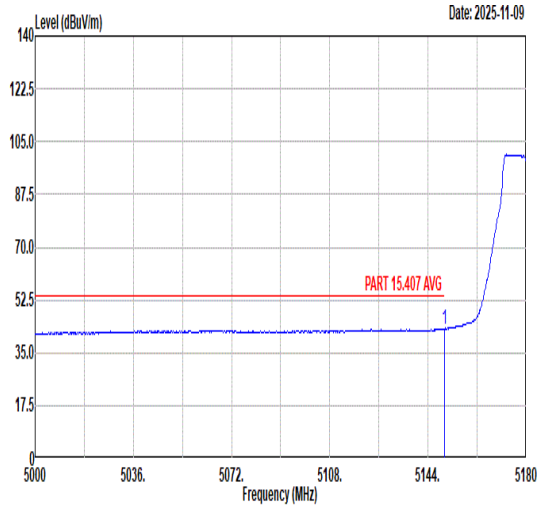 Freq Level Limit Line Margin (dB) Read Level Ant Factor Cable Loss Preamp Factor APos TPos Remark MHz dBuV/m dBuV/m dBuV dB/m dB dB cm deg 1 5149.94 42.99 54.00 -11.01 29.25 35.86 10.51 32.63 387 212 AVERAGE	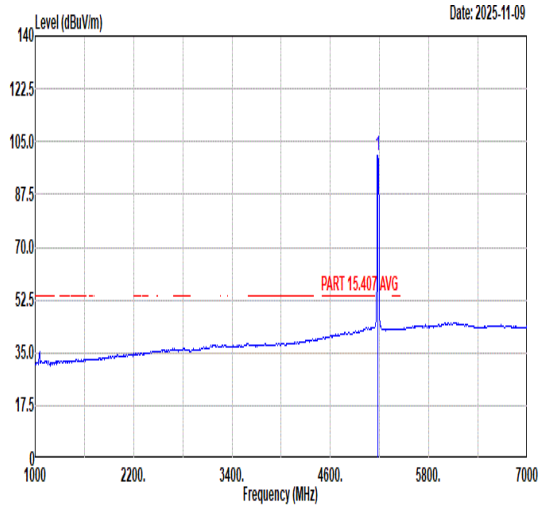 Freq Level Limit Line Margin (dB) Read Level Ant Factor Cable Loss Preamp Factor APos TPos Remark MHz dBuV/m dBuV/m dBuV dB/m dB dB cm deg 1 5180.00 100.47 ------ ------ 86.78 35.87 10.46 32.64 387 212 AVERAGE

Mode	128	
	Harmonic	
	U-NII-1_5.15-5.25_802.11a_CH36_5180MHz	
ANT	8	
Pol.	Horizontal	Vertical
Peak Avg	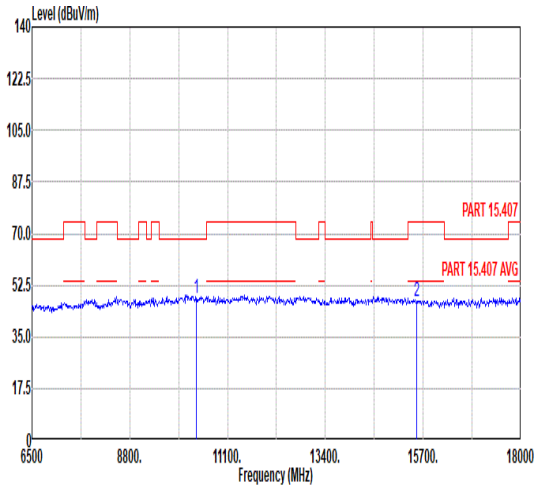 Freq Level Limit Line Margin Read Level Ant Factor Cable Loss Preamp Factor APos TPos Remark MHz dBuV/m dBuV/m dB dBuV dB/m dB dB cm deg 1 10360.00 47.92 68.30 -20.38 46.86 37.90 14.59 51.43 --- --- Peak 2 15540.00 47.08 74.00 -26.92 41.31 40.79 17.17 52.19 --- --- Peak	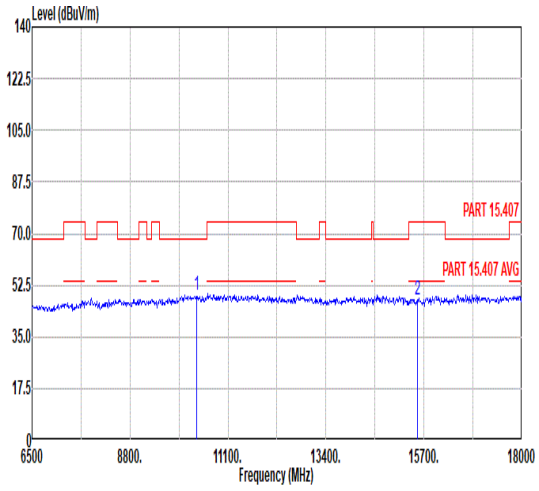 Freq Level Limit Line Margin Read Level Ant Factor Cable Loss Preamp Factor APos TPos Remark MHz dBuV/m dBuV/m dB dBuV dB/m dB dB cm deg 1 10360.00 49.11 68.30 -19.19 48.05 37.90 14.59 51.43 --- --- Peak 2 15540.00 47.67 74.00 -26.33 41.90 40.79 17.17 52.19 --- --- Peak

Mode	129	
	Harmonic	
	U-NII-1_5.15-5.25_802.11a_CH44_5220MHz	
ANT	8	
Pol.	Horizontal	Vertical
Peak Avg	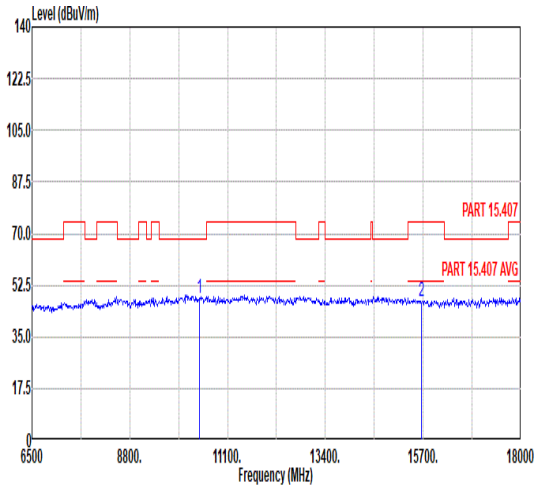 Freq Level Limit Line Margin Read Level Ant Factor Cable Loss Preamp Factor APos TPos Remark MHz dBuV/m dBuV/m dB dBuV dB/m dB dB cm deg 1 10440.00 47.86 68.30 -20.44 46.78 37.90 14.59 51.41 --- --- Peak 2 15660.00 47.03 74.00 -26.97 41.40 40.89 17.19 52.45 --- --- Peak	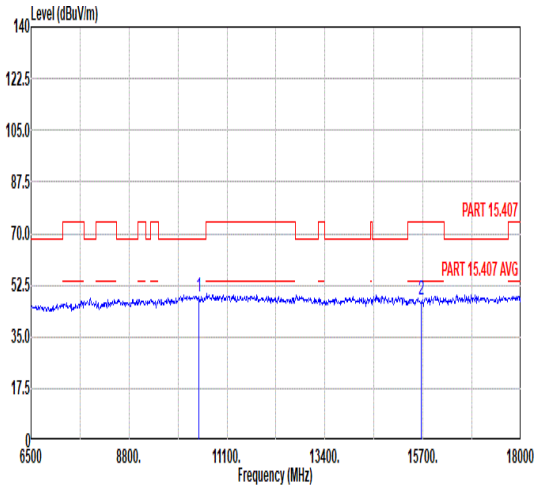 Freq Level Limit Line Margin Read Level Ant Factor Cable Loss Preamp Factor APos TPos Remark MHz dBuV/m dBuV/m dB dBuV dB/m dB dB cm deg 1 10440.00 48.58 68.30 -19.72 47.50 37.90 14.59 51.41 --- --- Peak 2 15660.00 47.40 74.00 -26.60 41.77 40.89 17.19 52.45 --- --- Peak

Mode	130	
	Harmonic	
	U-NII-1_5.15-5.25_802.11a_CH48_5240MHz	
ANT	8	
Pol.	Horizontal	Vertical
Peak Avg	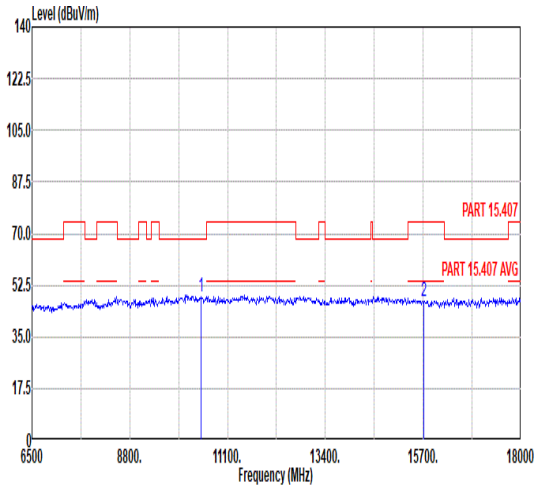 Freq Level Limit Line Margin Read Level Ant Factor Cable Loss Preamp Factor APos TPos Remark MHz dBuV/m dBuV/m dB dBuV dB/m dB dB cm deg 1 10480.00 48.51 68.30 -19.79 47.42 37.90 14.59 51.40 --- --- Peak 2 15720.00 47.01 74.00 -26.99 41.45 40.95 17.19 52.58 --- --- Peak	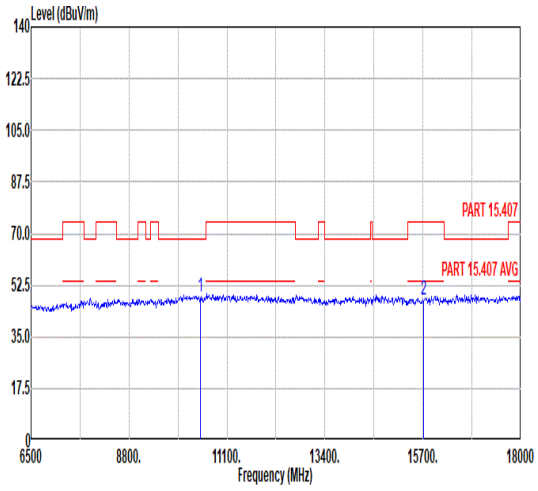 Freq Level Limit Line Margin Read Level Ant Factor Cable Loss Preamp Factor APos TPos Remark MHz dBuV/m dBuV/m dB dBuV dB/m dB dB cm deg 1 10480.00 48.59 68.30 -19.71 47.50 37.90 14.59 51.40 --- --- Peak 2 15720.00 47.77 74.00 -26.23 42.21 40.95 17.19 52.58 --- --- Peak

Mode	131	
	Harmonic	
	U-NII-2A_5.25-5.35_802.11a_CH52_5280MHz	
ANT	8	
Pol.	Horizontal	Vertical
Peak Avg	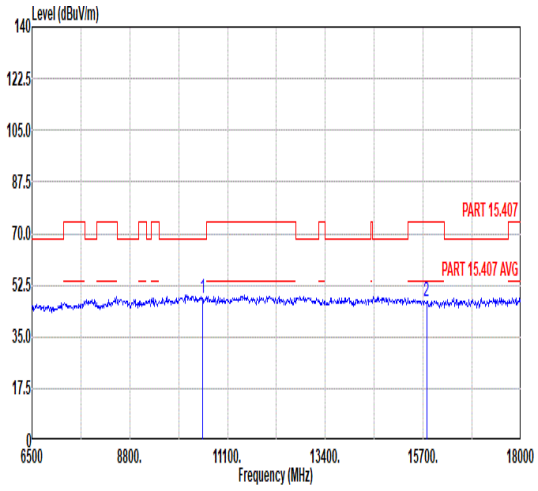 Freq Level Limit Line Margin Read Level Ant Factor Cable Loss Preamp Factor APos TPos Remark MHz dBuV/m dBuV/m dB dBuV dB/m dB dB cm deg 1 10520.00 48.11 68.30 -20.19 46.99 37.90 14.60 51.38 --- --- Peak 2 15780.00 47.00 74.00 -27.00 41.52 41.00 17.20 52.72 --- --- Peak	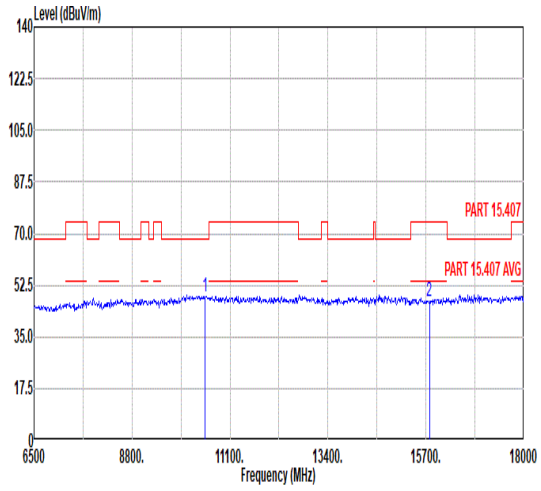 Freq Level Limit Line Margin Read Level Ant Factor Cable Loss Preamp Factor APos TPos Remark MHz dBuV/m dBuV/m dB dBuV dB/m dB dB cm deg 1 10520.00 48.71 68.30 -19.59 47.59 37.90 14.60 51.38 --- --- Peak 2 15780.00 47.23 74.00 -26.77 41.75 41.00 17.20 52.72 --- --- Peak

Mode	132	
	Harmonic	
	U-NII-2A_5.25-5.35_802.11a_CH60_5300MHz	
ANT	8	
Pol.	Horizontal	Vertical
Peak Avg	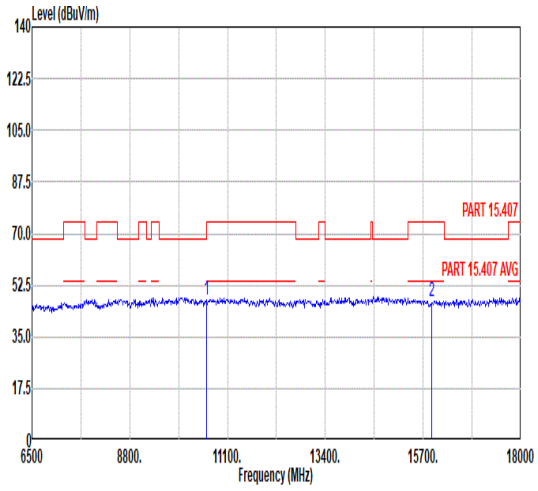 Freq Level Limit Line Margin Read Level Ant Factor Cable Loss Preamp Factor APos TPos Remark MHz dBuV/m dBuV/m dB dBuV dB/m dB dB cm deg 1 10600.00 47.51 74.00 -26.49 46.31 37.90 14.60 51.30 --- --- Peak 2 15900.00 47.06 74.00 -26.94 41.71 41.11 17.22 52.98 --- --- Peak	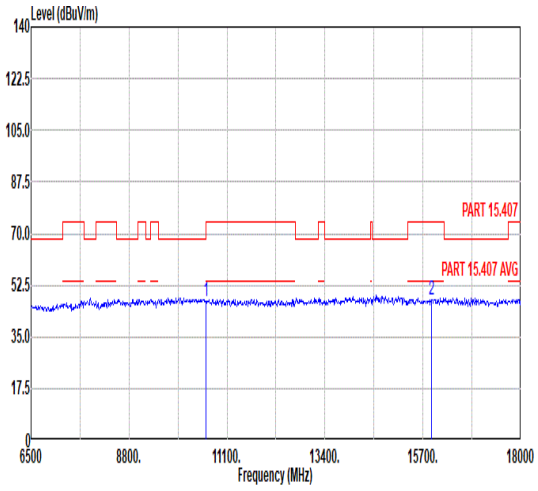 Freq Level Limit Line Margin Read Level Ant Factor Cable Loss Preamp Factor APos TPos Remark MHz dBuV/m dBuV/m dB dBuV dB/m dB dB cm deg 1 10600.00 47.22 74.00 -26.78 46.02 37.90 14.60 51.30 --- --- Peak 2 15900.00 47.37 74.00 -26.63 42.02 41.11 17.22 52.98 --- --- Peak

Mode	133	
	Harmonic	
	U-NII-2A_5.25-5.35_802.11a_CH64_5320MHz	
ANT	8	
Pol.	Horizontal	Vertical
Peak Avg	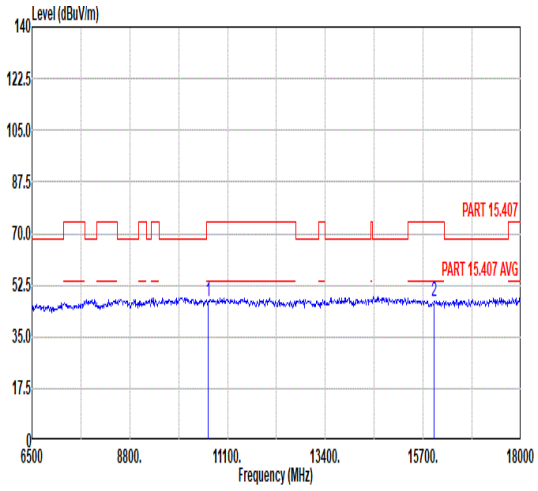 Freq Level Limit Line Margin Read Level Ant Factor Cable Loss Preamp Factor APos TPos Remark MHz dBuV/m dBuV/m dB dBuV dB/m dB dB cm deg 1 10640.00 47.09 74.00 -26.91 45.85 37.90 14.60 51.26 --- --- Peak 2 15960.00 46.77 74.00 -27.23 41.49 41.16 17.23 53.11 --- --- Peak	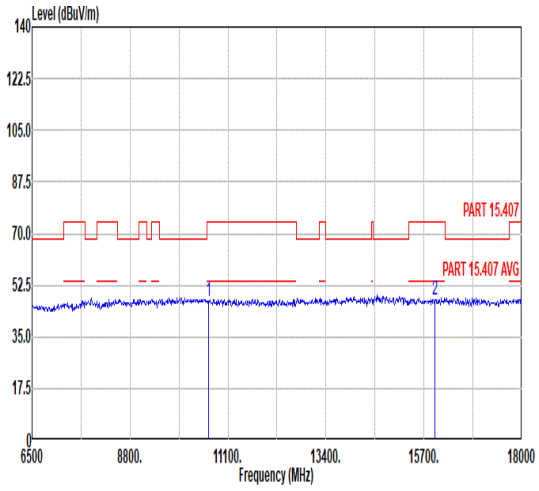 Freq Level Limit Line Margin Read Level Ant Factor Cable Loss Preamp Factor APos TPos Remark MHz dBuV/m dBuV/m dB dBuV dB/m dB dB cm deg 1 10640.00 46.95 74.00 -27.05 45.71 37.90 14.60 51.26 --- --- Peak 2 15960.00 47.67 74.00 -26.33 42.39 41.16 17.23 53.11 --- --- Peak

Mode	134	
	Harmonic	
	U-NII-2C_5.47-5.725_802.11a_CH100_5500MHz	
ANT	8	
Pol.	Horizontal	Vertical
Peak Avg	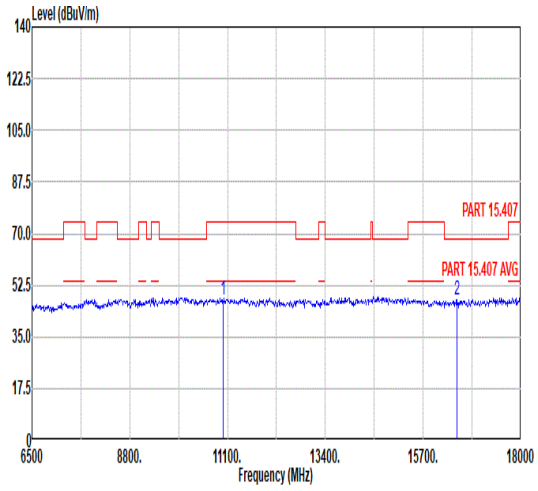 Freq Level Limit Line Margin Read Level Ant Factor Cable Loss Preamp Factor APos TPos Remark MHz dBuV/m dBuV/m dB dBuV dB/m dB dB cm deg 1 11000.00 47.50 74.00 -26.50 45.88 37.90 14.62 50.90 --- --- Peak 2 16500.00 47.43 68.30 -20.87 40.87 42.00 17.66 53.10 --- --- Peak	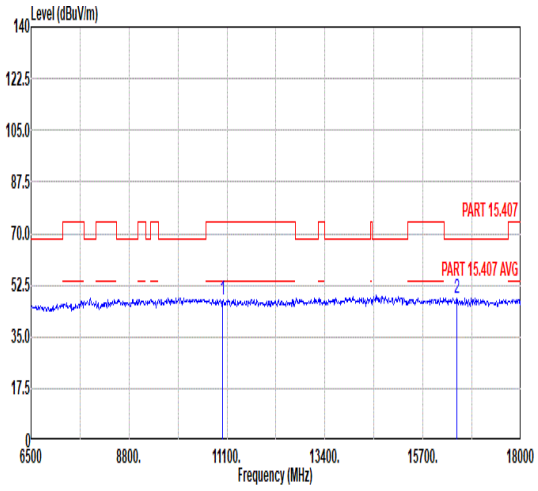 Freq Level Limit Line Margin Read Level Ant Factor Cable Loss Preamp Factor APos TPos Remark MHz dBuV/m dBuV/m dB dBuV dB/m dB dB cm deg 1 11000.00 47.38 74.00 -26.62 45.76 37.90 14.62 50.90 --- --- Peak 2 16500.00 47.90 68.30 -20.40 41.34 42.00 17.66 53.10 --- --- Peak

Mode	135	
	Harmonic	
	U-NII-2C_5.47-5.725_802.11a_CH116_5580MHz	
ANT	8	
Pol.	Horizontal	Vertical
Peak Avg	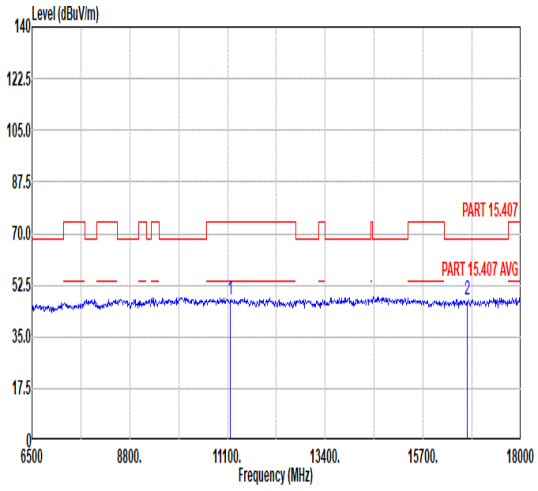 Freq Level Limit Line Margin Read Level Ant Factor Cable Loss Preamp Factor APos TPos Remark MHz dBuV/m dBuV/m dB dBuV dB/m dB dB cm deg 1 11160.00 47.63 74.00 -26.37 45.61 38.01 14.72 50.71 --- --- Peak 2 16740.00 47.65 68.30 -20.65 40.21 42.38 17.87 52.81 --- --- Peak	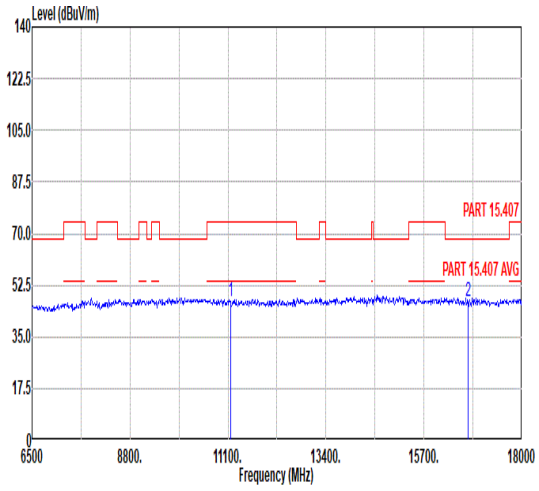 Freq Level Limit Line Margin Read Level Ant Factor Cable Loss Preamp Factor APos TPos Remark MHz dBuV/m dBuV/m dB dBuV dB/m dB dB cm deg 1 11160.00 47.18 74.00 -26.82 45.16 38.01 14.72 50.71 --- --- Peak 2 16740.00 47.25 68.30 -21.05 39.81 42.38 17.87 52.81 --- --- Peak

Mode	136	
	Band Edge	
	U-NII-2C_5.47-5.725_802.11a_CH140_5700MHz	
ANT	8	
Pol.	Horizontal	Fundamental
Peak	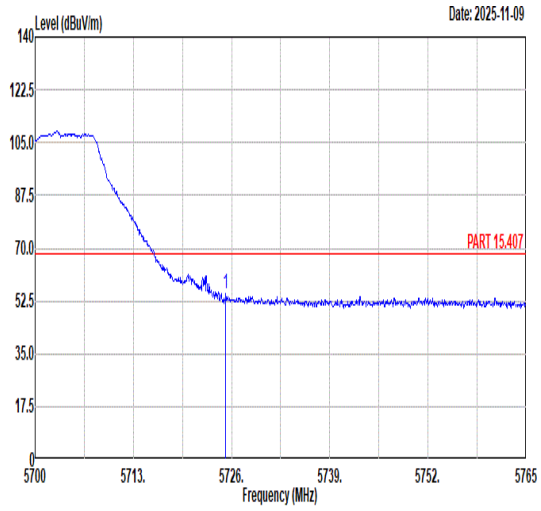 Freq Level Limit Line Margin (dB) Read Level Ant Factor Cable Loss Preamp Factor APos TPos Remark MHz dBuV/m dBuV/m dBuV dB/m dB dB cm deg 1 5725.22 55.10 68.30 -13.20 40.66 36.36 10.87 32.79 100 121 PEAK	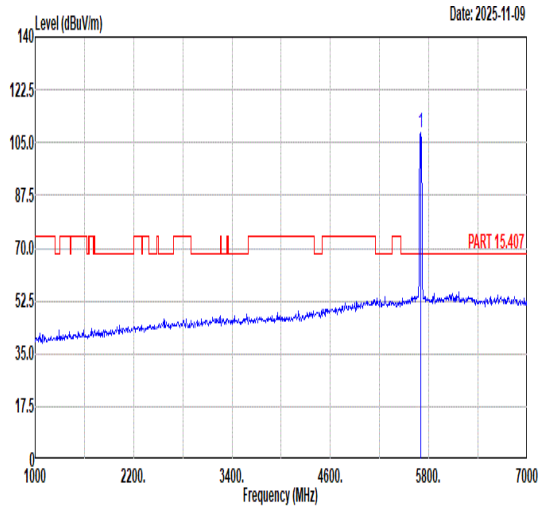 Freq Level Limit Line Margin (dB) Read Level Ant Factor Cable Loss Preamp Factor APos TPos Remark MHz dBuV/m dBuV/m dBuV dB/m dB dB cm deg 1 5700.00 108.37 ------ ------ 93.93 36.32 10.90 32.78 100 121 PEAK
Avg	Blank	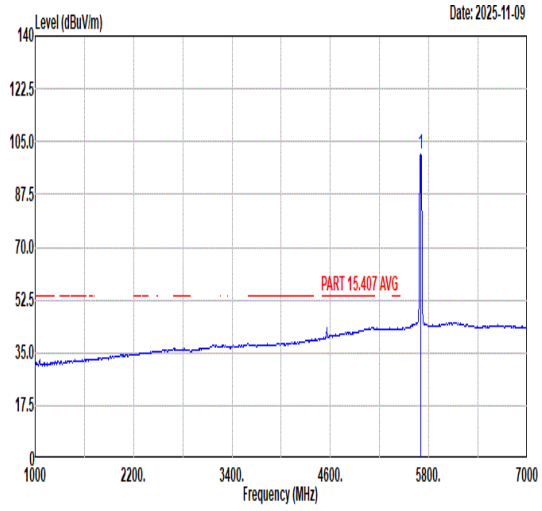 Freq Level Limit Line Margin (dB) Read Level Ant Factor Cable Loss Preamp Factor APos TPos Remark MHz dBuV/m dBuV/m dBuV dB/m dB dB cm deg 1 5700.00 100.95 ------ ------ 86.51 36.33 10.89 32.78 100 121 AVERAGE

Mode	136	
	Band Edge	
	U-NII-2C_5.47-5.725_802.11a_CH140_5700MHz	
ANT	8	
Pol.	Vertical	Fundamental
Peak	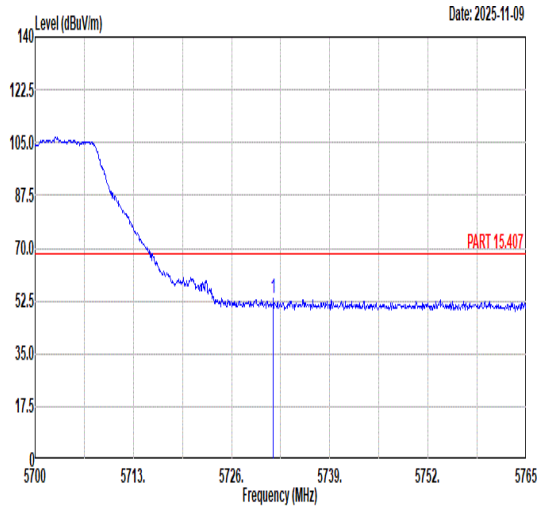 Freq Level Limit Line Margin (dB) Read Level Ant Factor Cable Loss Preamp Factor APos TPos Remark MHz dBuV/m dBuV/m dBuV dB/m dB dB cm deg 1 5731.53 53.12 68.30 -15.18 38.67 36.37 10.87 32.79 373 241 PEAK	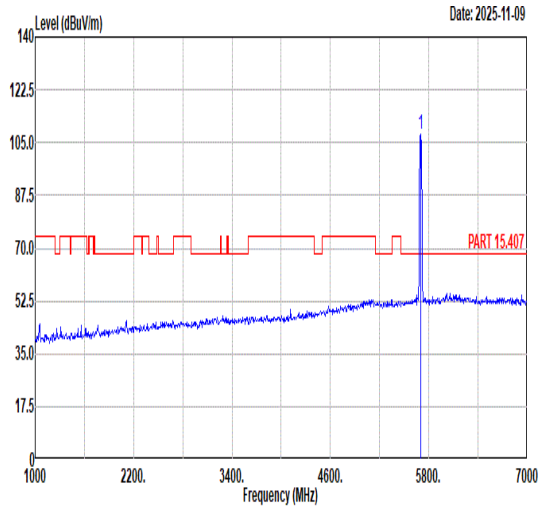 Freq Level Limit Line Margin (dB) Read Level Ant Factor Cable Loss Preamp Factor APos TPos Remark MHz dBuV/m dBuV/m dBuV dB/m dB dB cm deg 1 5700.00 107.66 ------ ------ 93.22 36.32 10.90 32.78 373 241 PEAK
Avg	Blank	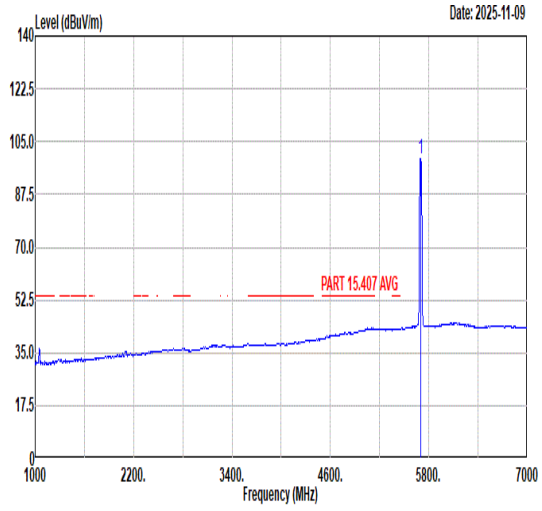 Freq Level Limit Line Margin (dB) Read Level Ant Factor Cable Loss Preamp Factor APos TPos Remark MHz dBuV/m dBuV/m dBuV dB/m dB dB cm deg 1 5700.00 99.52 ------ ------ 85.08 36.32 10.90 32.78 373 241 AVERAGE

Mode	136	
	Harmonic	
	U-NII-2C_5.47-5.725_802.11a_CH140_5700MHz	
ANT	8	
Pol.	Horizontal	Vertical
Peak Avg	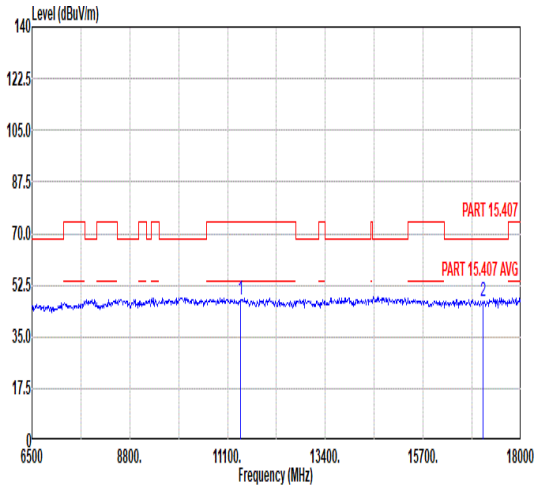 Freq Level Limit Line Margin Read Level Ant Factor Cable Loss Preamp Factor APos TPos Remark MHz dBuV/m dBuV/m dB dBuV dB/m dB dB cm deg 1 11400.00 47.46 74.00 -26.54 44.83 38.18 14.87 50.42 --- --- Peak 2 17100.00 46.80 68.30 -21.50 38.65 42.81 18.06 52.72 --- --- Peak	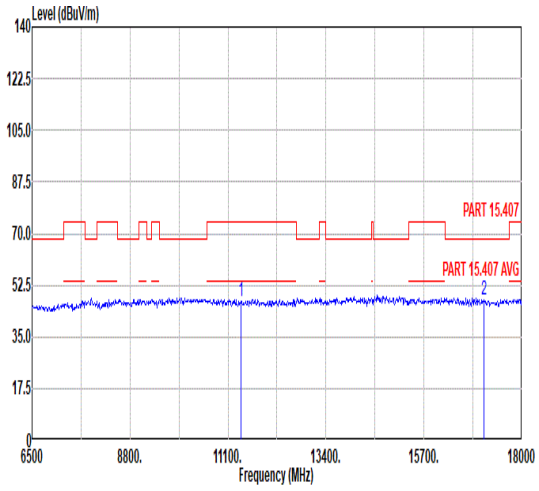 Freq Level Limit Line Margin Read Level Ant Factor Cable Loss Preamp Factor APos TPos Remark MHz dBuV/m dBuV/m dB dBuV dB/m dB dB cm deg 1 11400.00 46.97 74.00 -27.03 44.34 38.18 14.87 50.42 --- --- Peak 2 17100.00 47.32 68.30 -20.98 39.17 42.81 18.06 52.72 --- --- Peak

Mode	137	
	Band Edge	
	U-NII-1_5.15-5.25_802.11n HT20_CH36_5180MHz	
ANT	8	
Pol.	Horizontal	Fundamental
Peak	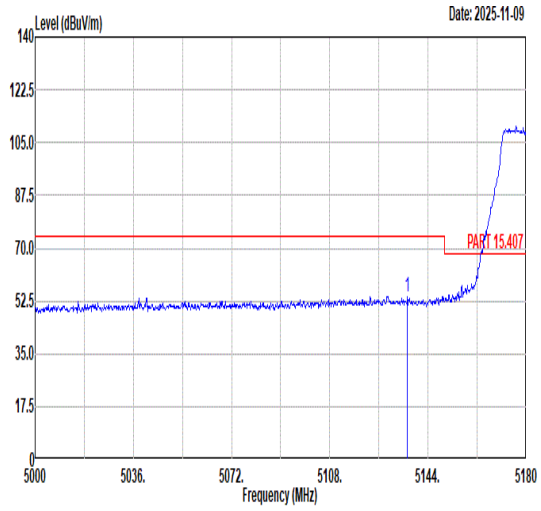 Freq Level Limit Line Margin (dB) Read Level Ant Factor Cable Loss Preamp Factor APos TPos Remark MHz dBuV/m dBuV/m dBuV dB/m dB dB cm deg 1 5136.44 54.06 74.00 -19.94 40.30 35.85 10.54 32.63 100 126 PEAK	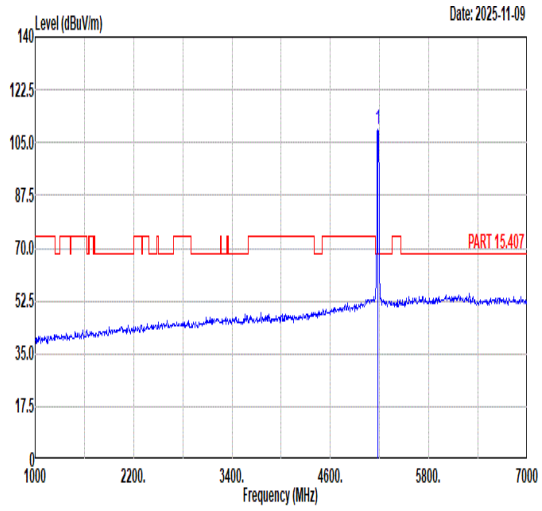 Freq Level Limit Line Margin (dB) Read Level Ant Factor Cable Loss Preamp Factor APos TPos Remark MHz dBuV/m dBuV/m dBuV dB/m dB dB cm deg 1 5180.00 109.50 ------ ------ 95.81 35.87 10.46 32.64 100 126 PEAK
Avg	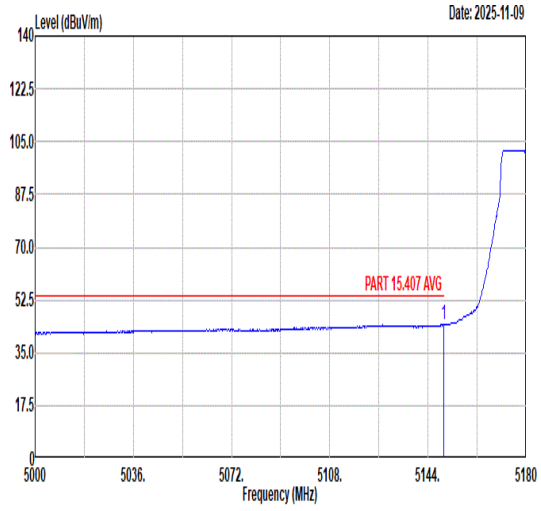 Freq Level Limit Line Margin (dB) Read Level Ant Factor Cable Loss Preamp Factor APos TPos Remark MHz dBuV/m dBuV/m dBuV dB/m dB dB cm deg 1 5149.76 44.54 54.00 -9.46 30.80 35.86 10.51 32.63 100 126 AVERAGE	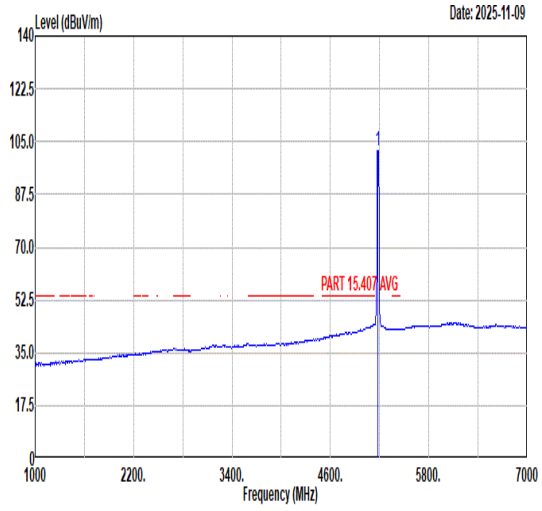 Freq Level Limit Line Margin (dB) Read Level Ant Factor Cable Loss Preamp Factor APos TPos Remark MHz dBuV/m dBuV/m dBuV dB/m dB dB cm deg 1 5180.00 101.98 ------ ------ 88.31 35.87 10.44 32.64 100 126 AVERAGE

Mode	137	
	Band Edge	
	U-NII-1_5.15-5.25_802.11n HT20_CH36_5180MHz	
ANT	8	
Pol.	Vertical	Fundamental
Peak	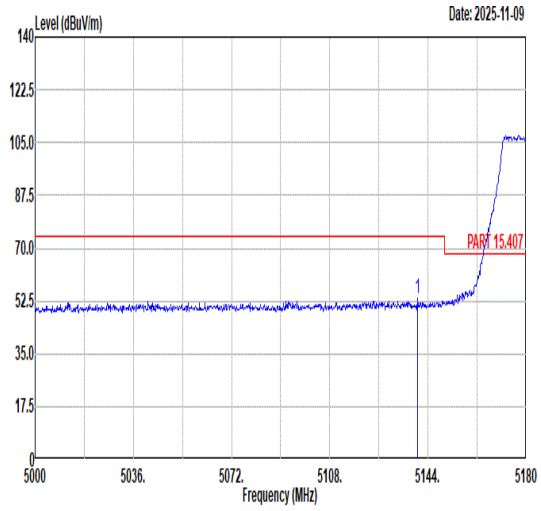 Freq Level Limit Line Margin (dB) Read Level Ant Factor Cable Loss Preamp Factor APos TPos Remark MHz dBuV/m dBuV/m dBuV dB/m dB dB cm deg 1 5140.22 53.25 74.00 -20.75 39.49 35.86 10.53 32.63 310 231 PEAK	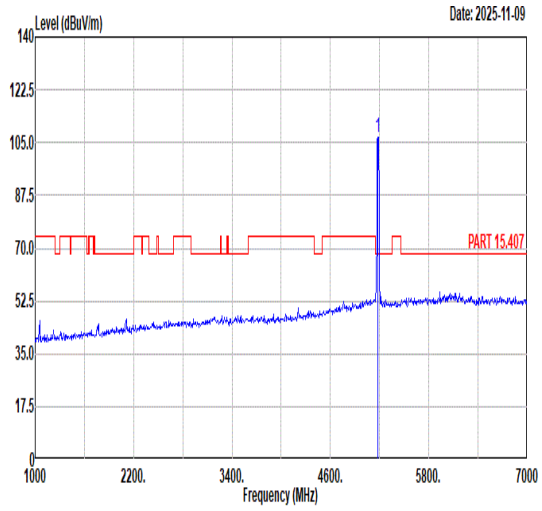 Freq Level Limit Line Margin (dB) Read Level Ant Factor Cable Loss Preamp Factor APos TPos Remark MHz dBuV/m dBuV/m dBuV dB/m dB dB cm deg 1 5180.00 106.76 ------ ------ 93.09 35.87 10.44 32.64 310 231 PEAK
Avg	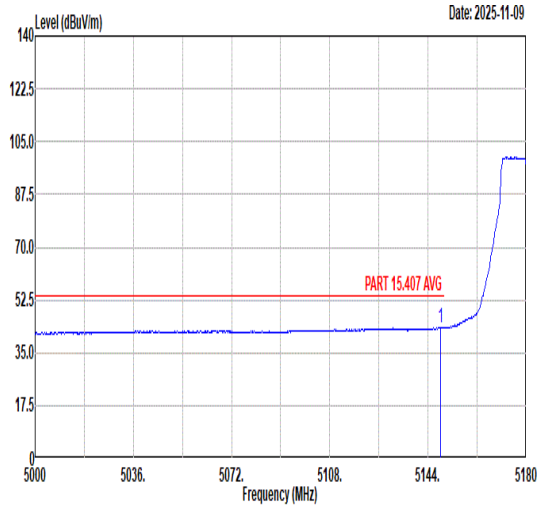 Freq Level Limit Line Margin (dB) Read Level Ant Factor Cable Loss Preamp Factor APos TPos Remark MHz dBuV/m dBuV/m dBuV dB/m dB dB cm deg 1 5148.68 43.31 54.00 -10.69 29.57 35.86 10.51 32.63 310 231 AVERAGE	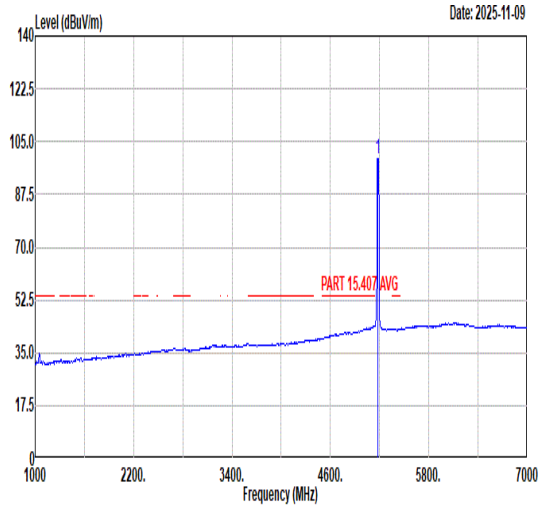 Freq Level Limit Line Margin (dB) Read Level Ant Factor Cable Loss Preamp Factor APos TPos Remark MHz dBuV/m dBuV/m dBuV dB/m dB dB cm deg 1 5180.00 99.49 ------ ------ 85.78 35.87 10.47 32.63 310 231 AVERAGE

Mode	137	
	Harmonic	
	U-NII-1_5.15-5.25_802.11n HT20_CH36_5180MHz	
ANT	8	
Pol.	Horizontal	Vertical
Peak Avg	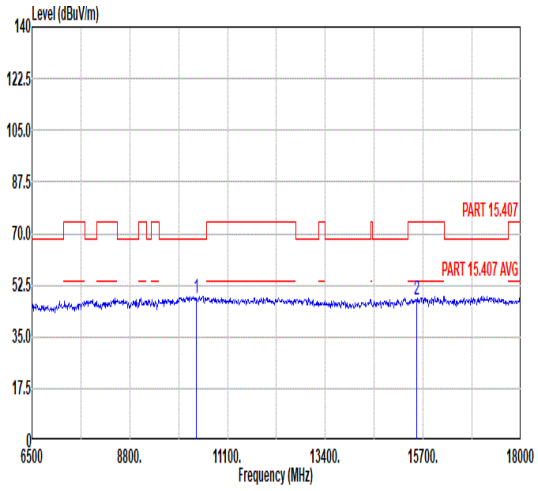 Freq Level Limit Line Margin Read Level Ant Factor Cable Loss Preamp Factor APos TPos Remark MHz dBuV/m dBuV/m dB dBuV dB/m dB dB cm deg 1 10360.00 48.20 68.30 -20.10 47.14 37.90 14.59 51.43 --- --- Peak 2 15540.00 47.67 74.00 -26.33 41.90 40.79 17.17 52.19 --- --- Peak	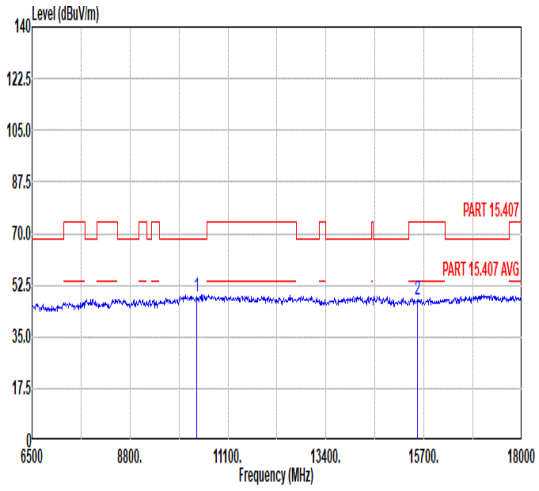 Freq Level Limit Line Margin Read Level Ant Factor Cable Loss Preamp Factor APos TPos Remark MHz dBuV/m dBuV/m dB dBuV dB/m dB dB cm deg 1 10360.00 48.45 68.30 -19.85 47.39 37.90 14.59 51.43 --- --- Peak 2 15540.00 47.48 74.00 -26.52 41.71 40.79 17.17 52.19 --- --- Peak

Mode	138	
	Harmonic	
	U-NII-1_5.15-5.25_802.11n HT20_CH44_5220MHz	
ANT	8	
Pol.	Horizontal	Vertical
Peak Avg	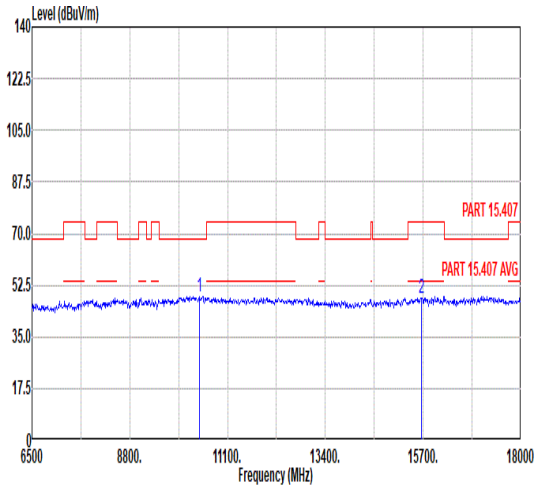 Freq Level Limit Line Margin Read Level Ant Factor Cable Loss Preamp Factor APos TPos Remark MHz dBuV/m dBuV/m dB dBuV dB/m dB dB cm deg 1 10440.00 48.42 68.30 -19.88 47.34 37.90 14.59 51.41 --- --- Peak 2 15660.00 47.81 74.00 -26.19 42.18 40.89 17.19 52.45 --- --- Peak	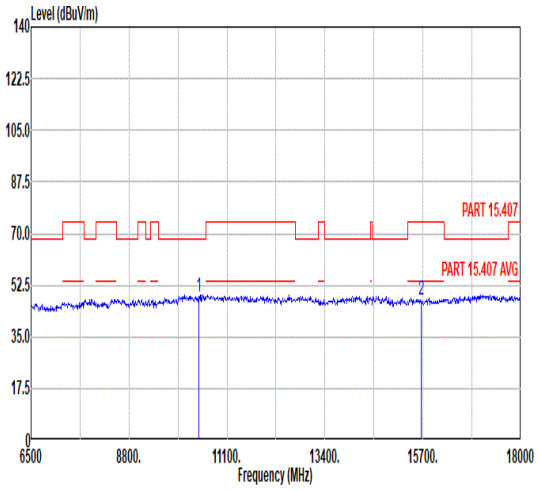 Freq Level Limit Line Margin Read Level Ant Factor Cable Loss Preamp Factor APos TPos Remark MHz dBuV/m dBuV/m dB dBuV dB/m dB dB cm deg 1 10440.00 48.61 68.30 -19.69 47.53 37.90 14.59 51.41 --- --- Peak 2 15660.00 47.73 74.00 -26.27 42.10 40.89 17.19 52.45 --- --- Peak

Mode	139	
	Harmonic	
	U-NII-1_5.15-5.25_802.11n HT20_CH48_5240MHz	
ANT	8	
Pol.	Horizontal	Vertical
Peak Avg	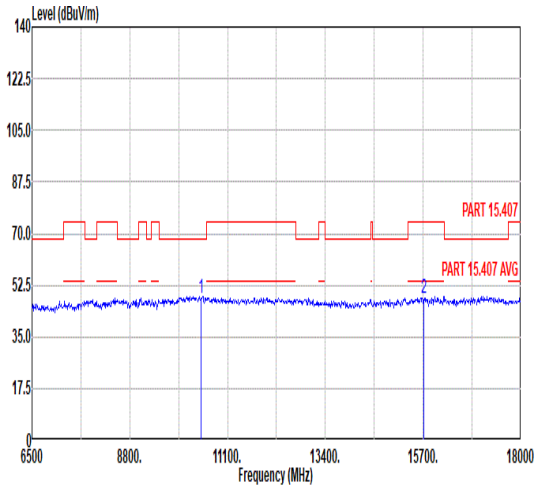 Freq Level Limit Line Margin Read Level Ant Factor Cable Loss Preamp Factor APos TPos Remark MHz dBuV/m dBuV/m dB dBuV dB/m dB dB cm deg 1 10480.00 48.22 68.30 -20.08 47.13 37.90 14.59 51.40 --- --- Peak 2 15720.00 47.93 74.00 -26.07 42.37 40.95 17.19 52.58 --- --- Peak	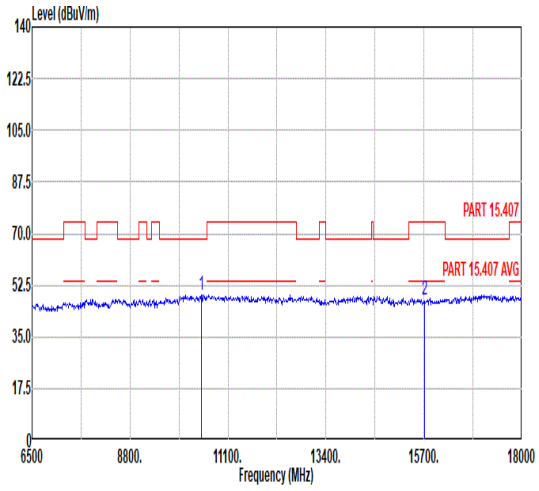 Freq Level Limit Line Margin Read Level Ant Factor Cable Loss Preamp Factor APos TPos Remark MHz dBuV/m dBuV/m dB dBuV dB/m dB dB cm deg 1 10480.00 49.02 68.30 -19.28 47.93 37.90 14.59 51.40 --- --- Peak 2 15720.00 47.68 74.00 -26.32 42.12 40.95 17.19 52.58 --- --- Peak

Mode	140	
	Harmonic	
	U-NII-2A_5.25-5.35_802.11n HT20_CH52_5280MHz	
ANT	8	
Pol.	Horizontal	Vertical
Peak Avg	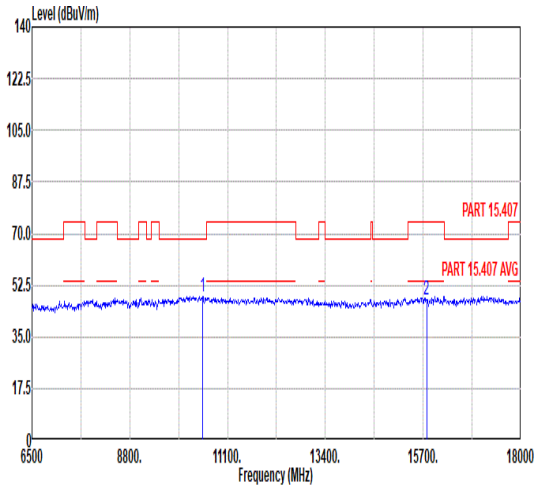 Freq Level Limit Line Margin Read Level Ant Factor Cable Loss Preamp Factor APos TPos Remark MHz dBuV/m dBuV/m dB dBuV dB/m dB dB cm deg 1 10520.00 48.54 68.30 -19.76 47.42 37.90 14.60 51.38 --- --- Peak 2 15780.00 47.80 74.00 -26.20 42.32 41.00 17.20 52.72 --- --- Peak	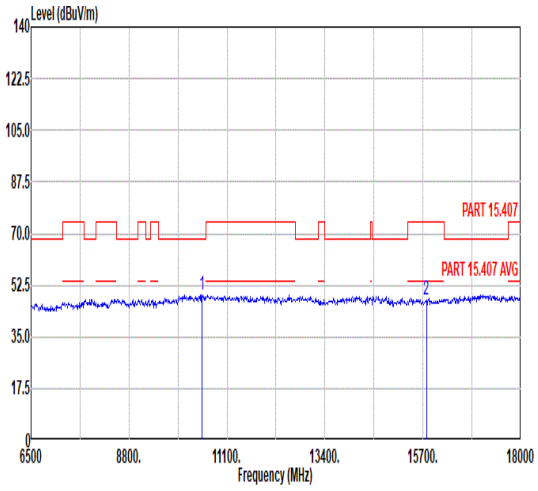 Freq Level Limit Line Margin Read Level Ant Factor Cable Loss Preamp Factor APos TPos Remark MHz dBuV/m dBuV/m dB dBuV dB/m dB dB cm deg 1 10520.00 49.13 68.30 -19.17 48.01 37.90 14.60 51.38 --- --- Peak 2 15780.00 47.54 74.00 -26.46 42.06 41.00 17.20 52.72 --- --- Peak

Mode	141	
	Harmonic	
	U-NII-2A_5.25-5.35_802.11n HT20_CH60_5300MHz	
ANT	8	
Pol.	Horizontal	Vertical
Peak Avg	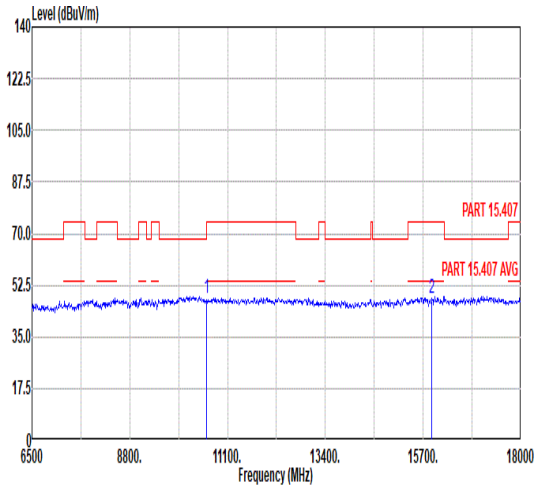 Freq Level Limit Line Margin Read Level Ant Factor Cable Loss Preamp Factor APos TPos Remark MHz dBuV/m dBuV/m dB dBuV dB/m dB dB cm deg 1 10600.00 47.81 74.00 -26.19 46.61 37.90 14.60 51.30 --- --- Peak 2 15900.00 47.87 74.00 -26.13 42.52 41.11 17.22 52.98 --- --- Peak	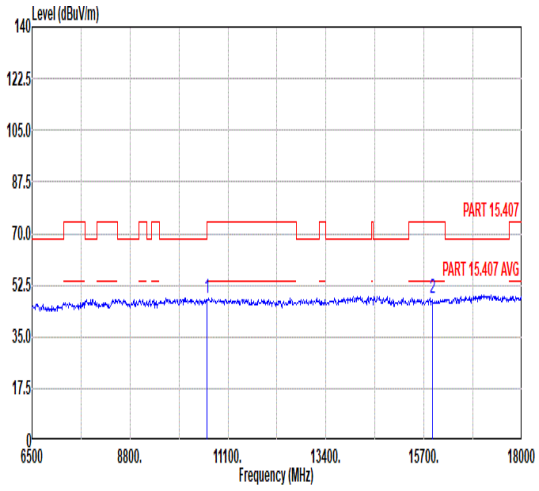 Freq Level Limit Line Margin Read Level Ant Factor Cable Loss Preamp Factor APos TPos Remark MHz dBuV/m dBuV/m dB dBuV dB/m dB dB cm deg 1 10600.00 47.92 74.00 -26.08 46.72 37.90 14.60 51.30 --- --- Peak 2 15900.00 47.90 74.00 -26.10 42.55 41.11 17.22 52.98 --- --- Peak

Mode	142	
	Band Edge	
	U-NII-2A_5.25-5.35_802.11n HT20_CH64_5320MHz	
ANT	8	
Pol.	Horizontal	Fundamental
Peak	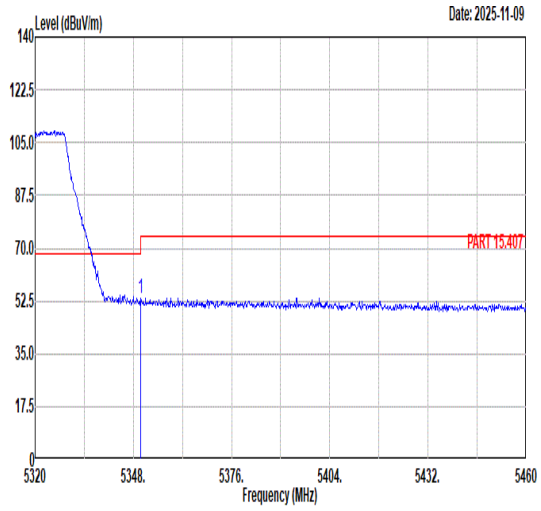 Freq Level Limit Line Margin (dB) Read Level Ant Factor Cable Loss Preamp Factor APos TPos Remark MHz dBuV/m dBuV/m dBuV dB/m dB dB cm deg 1 5350.10 53.37 74.00 -20.63 39.55 35.94 10.55 32.67 100 122 PEAK	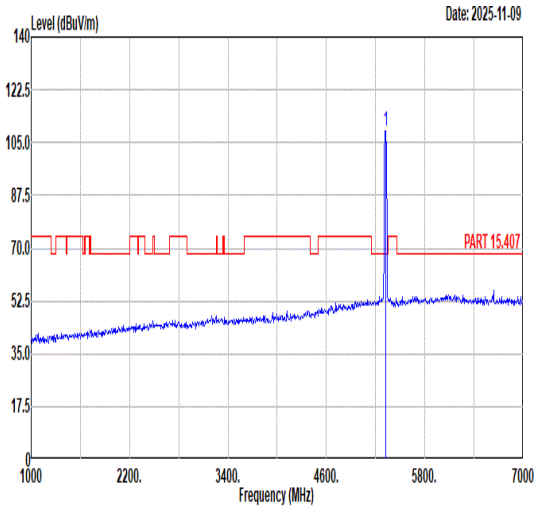 Freq Level Limit Line Margin (dB) Read Level Ant Factor Cable Loss Preamp Factor APos TPos Remark MHz dBuV/m dBuV/m dBuV dB/m dB dB cm deg 1 5320.00 108.93 ------ ------ 95.08 35.93 10.58 32.66 100 122 PEAK
Avg	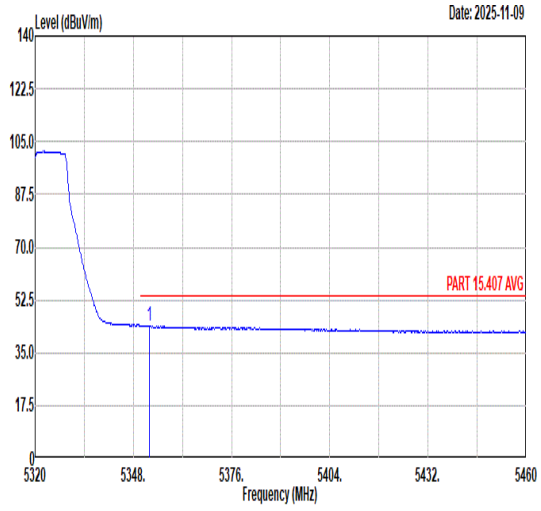 Freq Level Limit Line Margin (dB) Read Level Ant Factor Cable Loss Preamp Factor APos TPos Remark MHz dBuV/m dBuV/m dBuV dB/m dB dB cm deg 1 5352.62 43.99 54.00 -10.01 30.17 35.94 10.55 32.67 100 122 AVERAGE	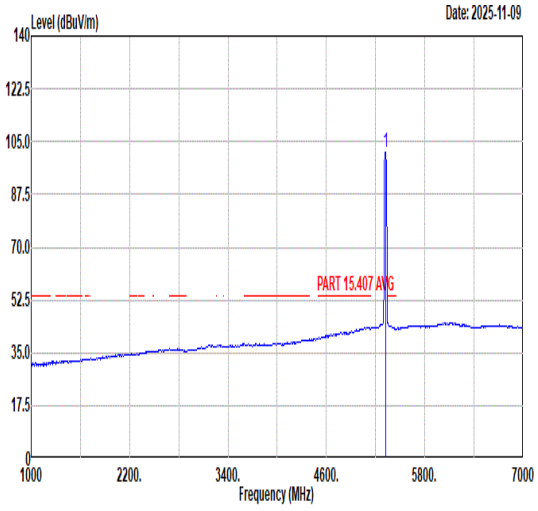 Freq Level Limit Line Margin (dB) Read Level Ant Factor Cable Loss Preamp Factor APos TPos Remark MHz dBuV/m dBuV/m dBuV dB/m dB dB cm deg 1 5320.00 101.53 ------ ------ 87.68 35.93 10.58 32.66 100 122 AVERAGE

Mode	142	
	Band Edge	
	U-NII-2A_5.25-5.35_802.11n HT20_CH64_5320MHz	
ANT	8	
Pol.	Vertical	Fundamental
Peak	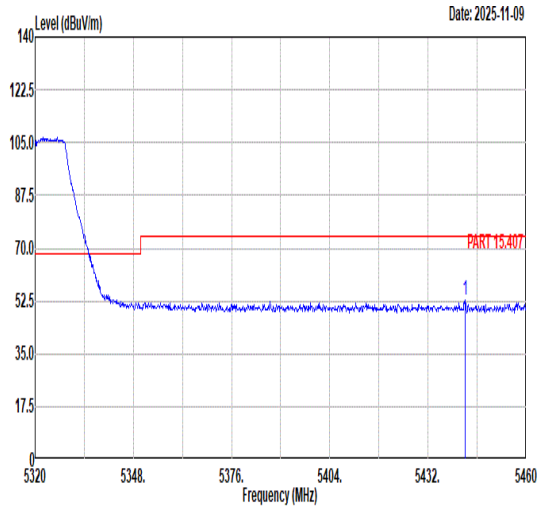 Freq Level Limit Line Margin (dB) Read Level Ant Factor Cable Loss Preamp Factor APos TPos Remark MHz dBuV/m dBuV/m dBuV dB/m dB dB cm deg 1 5442.50 52.59 74.00 -21.41 38.77 35.98 10.53 32.69 329 233 PEAK	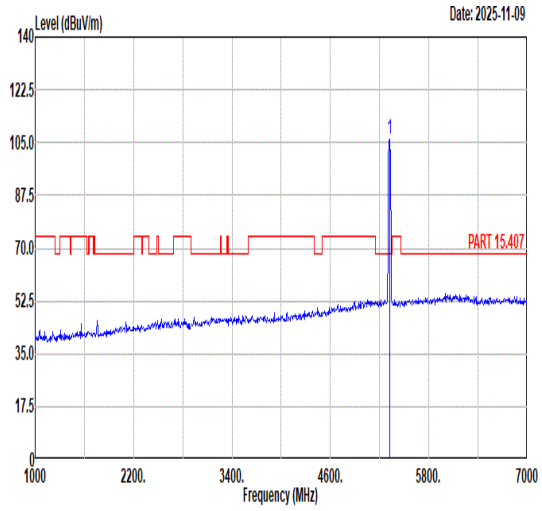 Freq Level Limit Line Margin (dB) Read Level Ant Factor Cable Loss Preamp Factor APos TPos Remark MHz dBuV/m dBuV/m dBuV dB/m dB dB cm deg 1 5320.00 106.42 ------ ------ 92.58 35.93 10.58 32.67 329 233 PEAK
Avg	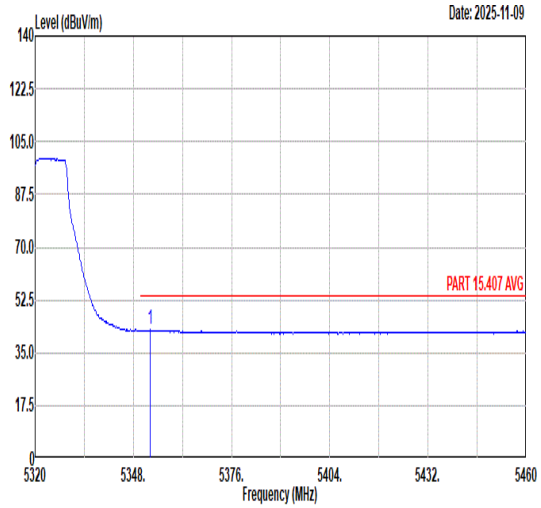 Freq Level Limit Line Margin (dB) Read Level Ant Factor Cable Loss Preamp Factor APos TPos Remark MHz dBuV/m dBuV/m dBuV dB/m dB dB cm deg 1 5352.90 42.68 54.00 -11.32 28.86 35.94 10.55 32.67 329 233 AVERAGE	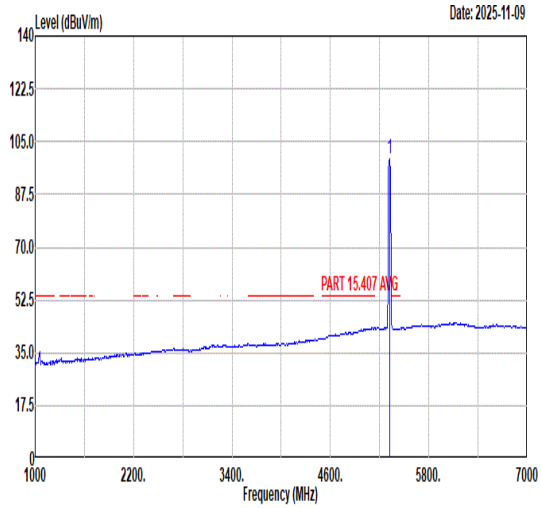 Freq Level Limit Line Margin (dB) Read Level Ant Factor Cable Loss Preamp Factor APos TPos Remark MHz dBuV/m dBuV/m dBuV dB/m dB dB cm deg 1 5320.00 99.14 ------ ------ 85.30 35.93 10.58 32.67 329 233 AVERAGE

Mode	142	
	Harmonic	
	U-NII-2A_5.25-5.35_802.11n HT20_CH64_5320MHz	
ANT	8	
Pol.	Horizontal	Vertical
Peak Avg	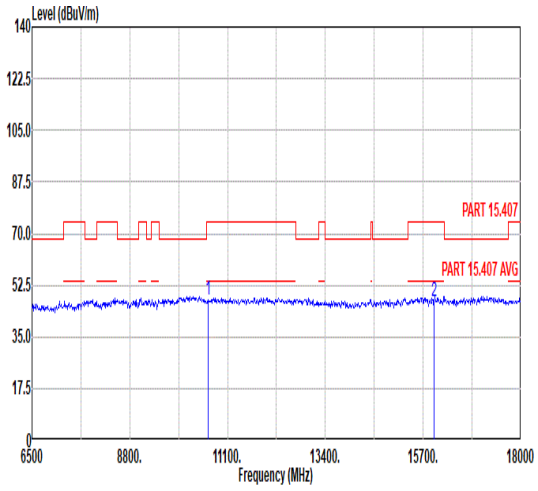 Freq Level Limit Line Margin Read Level Ant Factor Cable Loss Preamp Factor APos TPos Remark MHz dBuV/m dBuV/m dB dBuV dB/m dB dB cm deg 1 10640.00 47.30 74.00 -26.70 46.06 37.90 14.60 51.26 --- --- Peak 2 15960.00 47.25 74.00 -26.75 41.97 41.16 17.23 53.11 --- --- Peak	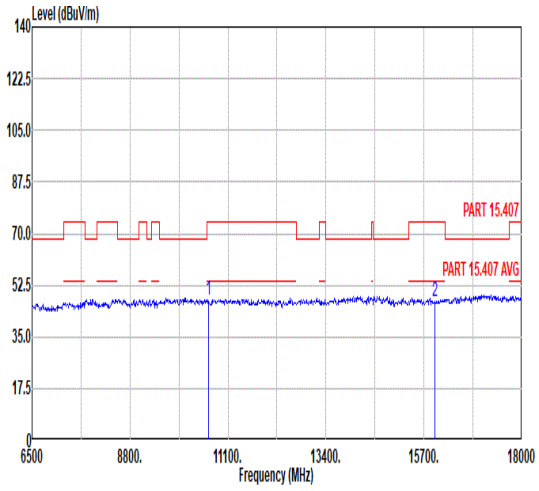 Freq Level Limit Line Margin Read Level Ant Factor Cable Loss Preamp Factor APos TPos Remark MHz dBuV/m dBuV/m dB dBuV dB/m dB dB cm deg 1 10640.00 47.74 74.00 -26.26 46.50 37.90 14.60 51.26 --- --- Peak 2 15960.00 46.76 74.00 -27.24 41.48 41.16 17.23 53.11 --- --- Peak

Mode	143	
	Band Edge	
	U-NII-2C_5.47-5.725_802.11n HT20_CH100_5500MHz	
ANT	8	
Pol.	Horizontal	Fundamental
Peak	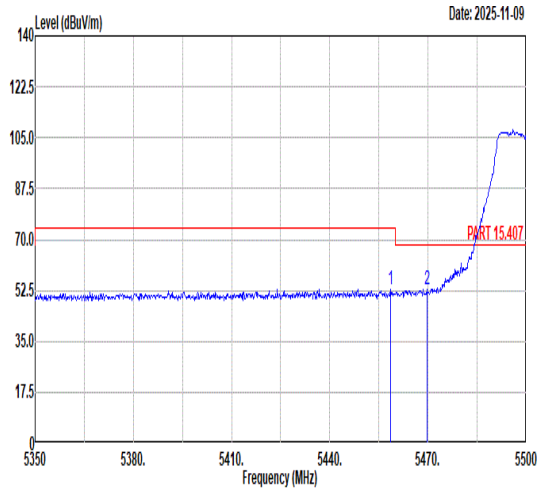 Freq Level Limit Line Margin (dB) Read Level Ant Factor Cable Loss Preamp Factor APos TPos Remark MHz dBuV/m dBuV/m dBuV dB/m dB dB cm deg 1 5458.60 52.72 74.00 -21.28 38.89 35.98 10.54 32.69 100 122 PEAK 2 5469.70 52.96 68.30 -15.34 39.11 35.99 10.55 32.69 100 122 PEAK	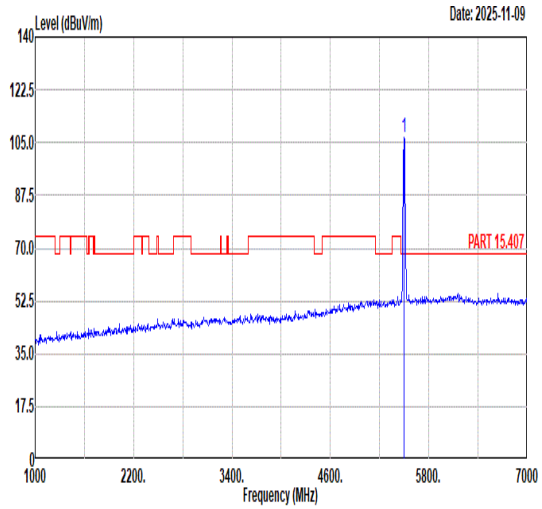 Freq Level Limit Line Margin (dB) Read Level Ant Factor Cable Loss Preamp Factor APos TPos Remark MHz dBuV/m dBuV/m dBuV dB/m dB dB cm deg 1 5500.00 106.96 ------ ------ 93.09 36.00 10.57 32.70 100 122 PEAK
Avg	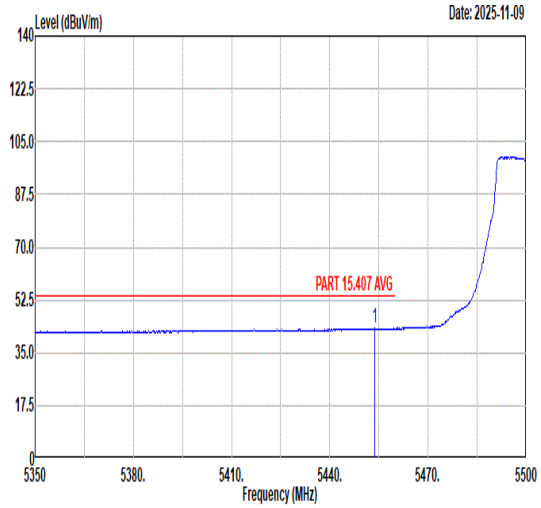 Freq Level Limit Line Margin (dB) Read Level Ant Factor Cable Loss Preamp Factor APos TPos Remark MHz dBuV/m dBuV/m dBuV dB/m dB dB cm deg 1 5453.65 43.17 54.00 -10.83 29.34 35.98 10.54 32.69 100 122 AVERAGE	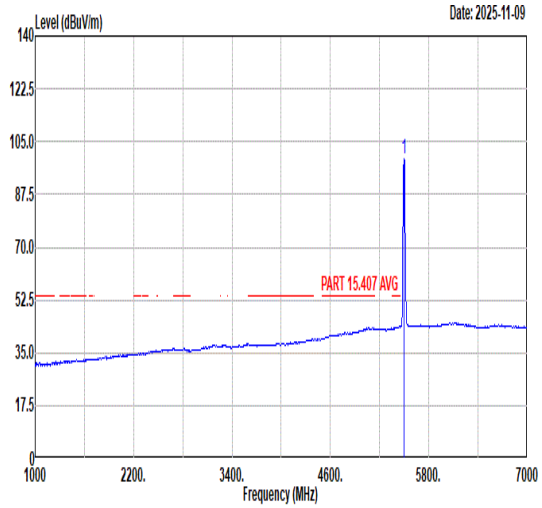 Freq Level Limit Line Margin (dB) Read Level Ant Factor Cable Loss Preamp Factor APos TPos Remark MHz dBuV/m dBuV/m dBuV dB/m dB dB cm deg 1 5500.00 99.40 ------ ------ 85.53 36.00 10.57 32.70 100 122 AVERAGE

Mode	143	
	Band Edge	
	U-NII-2C_5.47-5.725_802.11n HT20_CH100_5500MHz	
ANT	8	
Pol.	Vertical	Fundamental
Peak	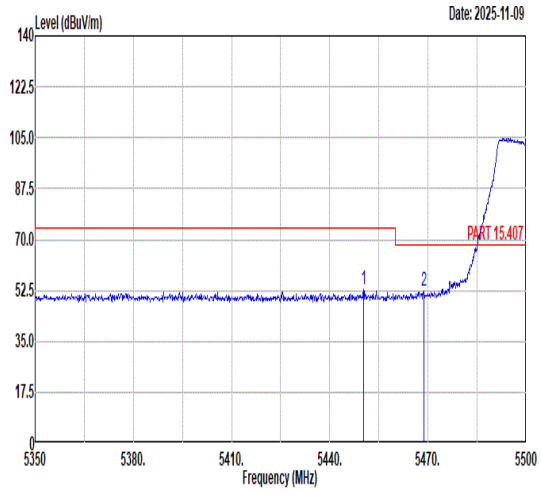 Freq Level Limit Line Margin (dB) Read Level Ant Factor Cable Loss Preamp Factor APos TPos Remark MHz dBuV/m dBuV/m dBuV dB/m dB dB cm deg 1 5450.35 52.88 74.00 -21.12 39.05 35.98 10.54 32.69 382 235 PEAK 2 5468.80 52.37 68.30 -15.93 38.52 35.99 10.55 32.69 382 235 PEAK	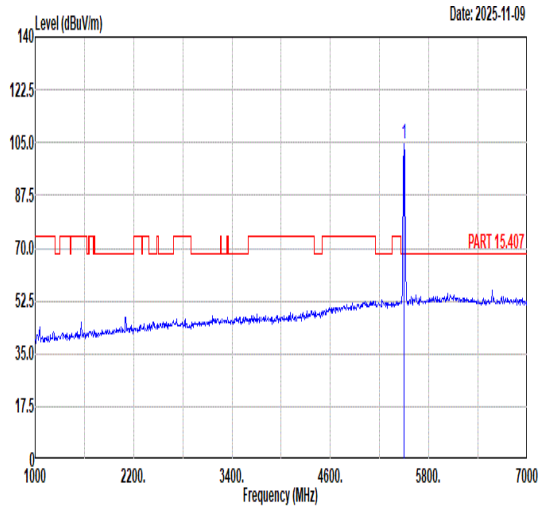 Freq Level Limit Line Margin (dB) Read Level Ant Factor Cable Loss Preamp Factor APos TPos Remark MHz dBuV/m dBuV/m dBuV dB/m dB dB cm deg 1 5500.00 104.70 ------ ------ 90.83 36.00 10.57 32.70 382 235 PEAK
Avg	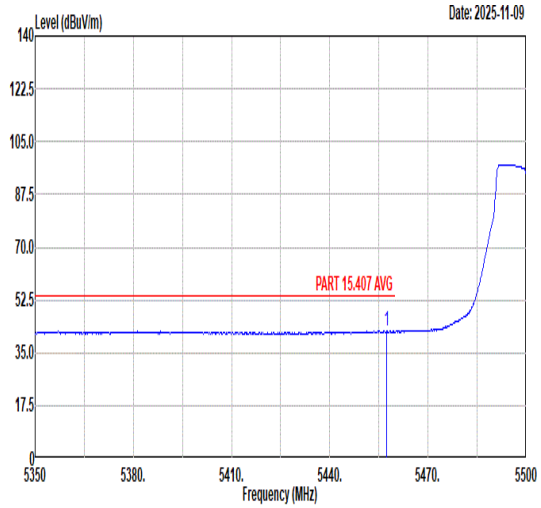 Freq Level Limit Line Margin (dB) Read Level Ant Factor Cable Loss Preamp Factor APos TPos Remark MHz dBuV/m dBuV/m dBuV dB/m dB dB cm deg 1 5457.40 42.36 54.00 -11.64 28.53 35.98 10.54 32.69 382 235 AVERAGE	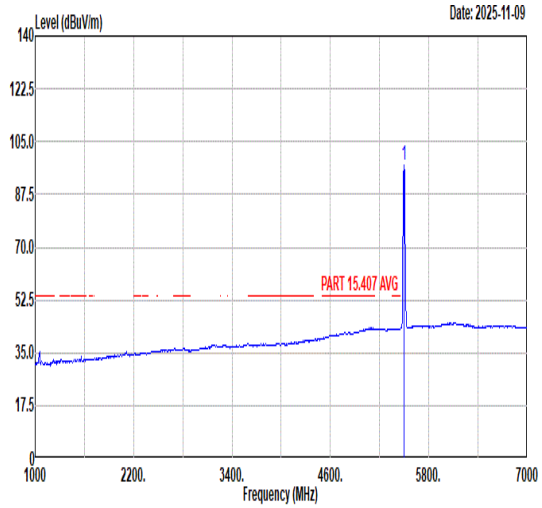 Freq Level Limit Line Margin (dB) Read Level Ant Factor Cable Loss Preamp Factor APos TPos Remark MHz dBuV/m dBuV/m dBuV dB/m dB dB cm deg 1 5500.00 97.16 ------ ------ 83.29 36.00 10.57 32.70 382 235 AVERAGE

Mode	143	
	Harmonic	
	U-NII-2C_5.47-5.725_802.11n HT20_CH100_5500MHz	
ANT	8	
Pol.	Horizontal	Vertical
Peak Avg	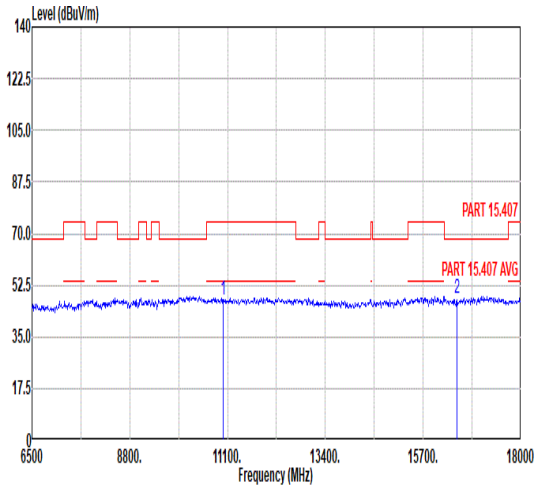 Freq Level Limit Line Margin Read Level Ant Factor Cable Loss Preamp Factor APos TPos Remark MHz dBuV/m dBuV/m dB dBuV dB/m dB dB cm deg 1 11000.00 47.80 74.00 -26.20 46.18 37.90 14.62 50.90 --- --- Peak 2 16500.00 48.08 68.30 -20.22 41.52 42.00 17.66 53.10 --- --- Peak	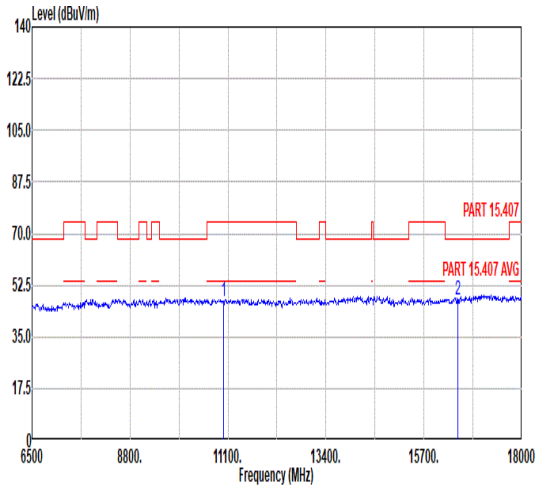 Freq Level Limit Line Margin Read Level Ant Factor Cable Loss Preamp Factor APos TPos Remark MHz dBuV/m dBuV/m dB dBuV dB/m dB dB cm deg 1 11000.00 47.23 74.00 -26.77 45.61 37.90 14.62 50.90 --- --- Peak 2 16500.00 47.41 68.30 -20.89 40.85 42.00 17.66 53.10 --- --- Peak

Mode	144	
	Harmonic	
	U-NII-2C_5.47-5.725_802.11n HT20_CH116_5580MHz	
ANT	8	
Pol.	Horizontal	Vertical
Peak Avg	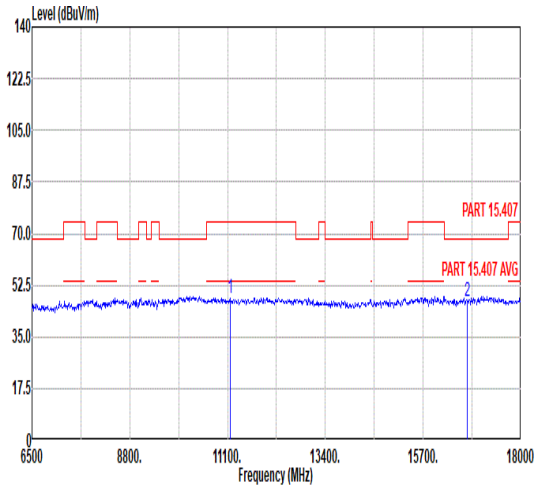 Freq Level Limit Line Margin Read Level Ant Factor Cable Loss Preamp Factor APos TPos Remark MHz dBuV/m dBuV/m dB dBuV dB/m dB dB cm deg 1 11160.00 47.85 74.00 -26.15 45.83 38.01 14.72 50.71 --- --- Peak 2 16740.00 47.14 68.30 -21.16 39.70 42.38 17.87 52.81 --- --- Peak	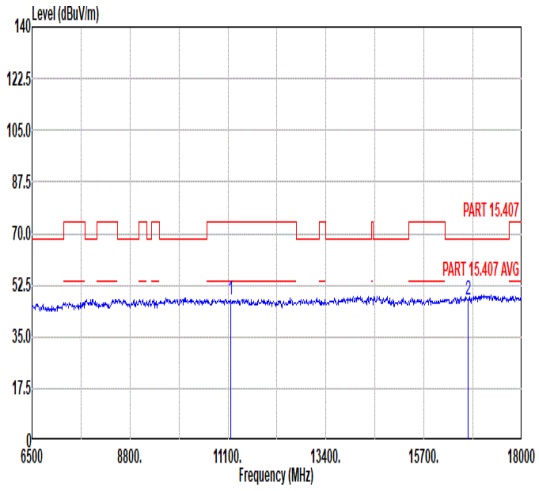 Freq Level Limit Line Margin Read Level Ant Factor Cable Loss Preamp Factor APos TPos Remark MHz dBuV/m dBuV/m dB dBuV dB/m dB dB cm deg 1 11160.00 47.49 74.00 -26.51 45.47 38.01 14.72 50.71 --- --- Peak 2 16740.00 47.76 68.30 -20.54 40.32 42.38 17.87 52.81 --- --- Peak

Mode	145	
	Band Edge	
	U-NII-2C_5.47-5.725_802.11n HT20_CH140_5700MHz	
ANT	8	
Pol.	Horizontal	Fundamental
Peak	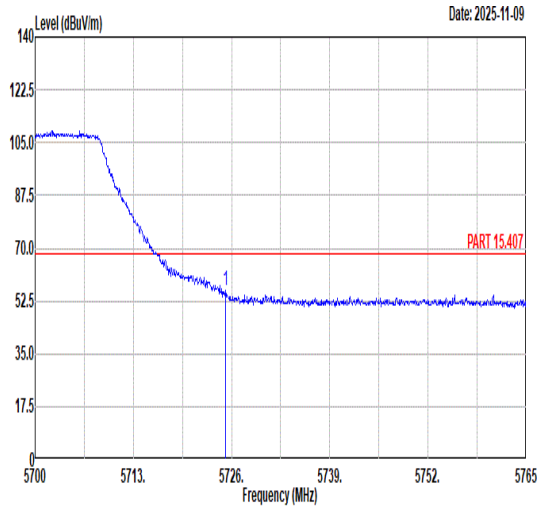 Freq Level Limit Line Margin (dB) Read Level Ant Factor Cable Loss Preamp Factor APos TPos Remark MHz dBuV/m dBuV/m dBuV dB/m dB dB cm deg 1 5725.22 55.77 68.30 -12.53 41.33 36.36 10.87 32.79 100 122 PEAK	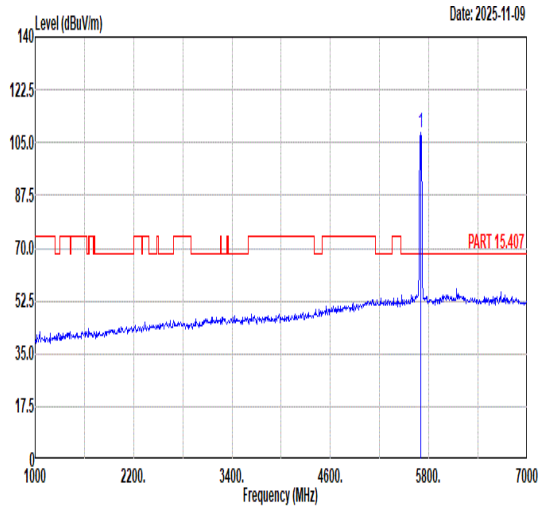 Freq Level Limit Line Margin (dB) Read Level Ant Factor Cable Loss Preamp Factor APos TPos Remark MHz dBuV/m dBuV/m dBuV dB/m dB dB cm deg 1 5700.00 108.56 ------ ------ 94.12 36.32 10.90 32.78 100 122 PEAK
Avg	Blank	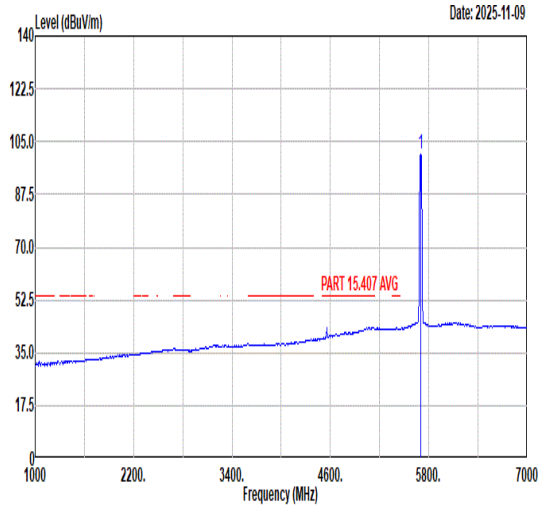 Freq Level Limit Line Margin (dB) Read Level Ant Factor Cable Loss Preamp Factor APos TPos Remark MHz dBuV/m dBuV/m dBuV dB/m dB dB cm deg 1 5700.00 100.96 ------ ------ 86.52 36.33 10.89 32.78 100 122 AVERAGE

Mode	145	
	Band Edge	
	U-NII-2C_5.47-5.725_802.11n HT20_CH140_5700MHz	
ANT	8	
Pol.	Vertical	Fundamental
Peak	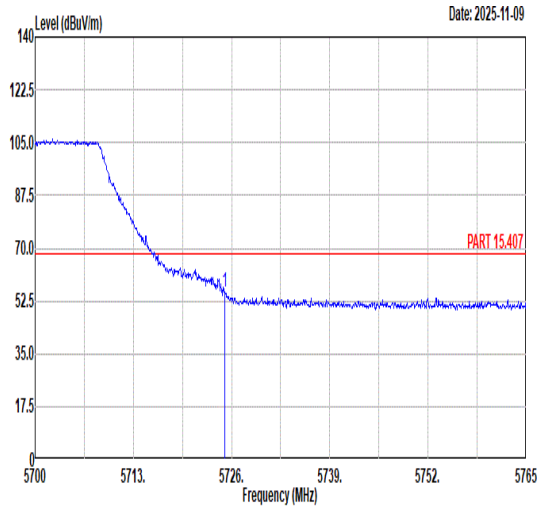 Freq Level Limit Line Margin (dB) Read Level Ant Factor Cable Loss Preamp Factor APos TPos Remark MHz dBuV/m dBuV/m dBuV dB/m dB dB cm deg 1 5725.09 55.32 68.30 -12.98 40.88 36.36 10.87 32.79 372 236 PEAK	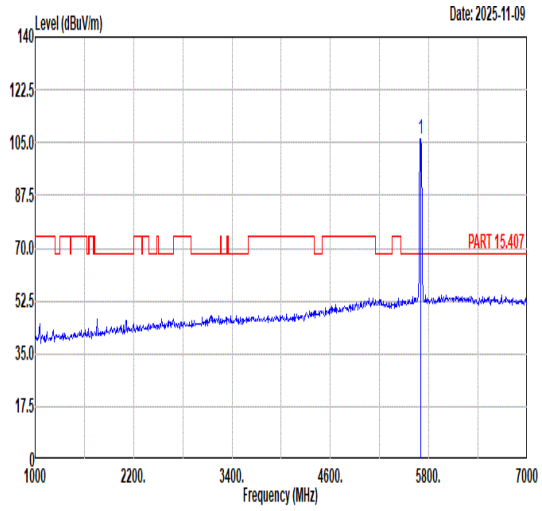 Freq Level Limit Line Margin (dB) Read Level Ant Factor Cable Loss Preamp Factor APos TPos Remark MHz dBuV/m dBuV/m dBuV dB/m dB dB cm deg 1 5700.00 106.31 ------ ------ 91.87 36.32 10.90 32.78 372 236 PEAK
Avg	Blank	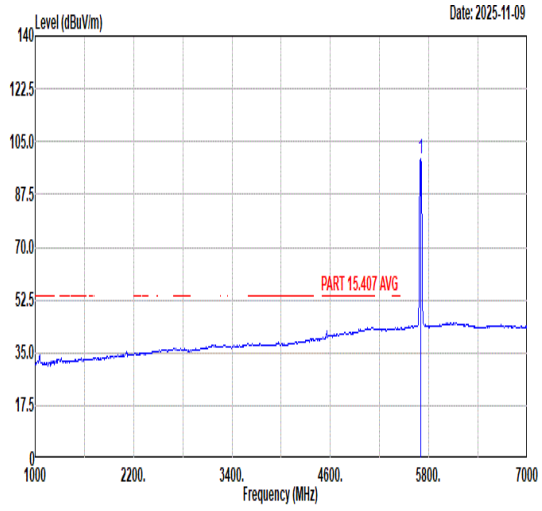 Freq Level Limit Line Margin (dB) Read Level Ant Factor Cable Loss Preamp Factor APos TPos Remark MHz dBuV/m dBuV/m dBuV dB/m dB dB cm deg 1 5700.00 99.17 ------ ------ 84.73 36.32 10.90 32.78 372 236 AVERAGE

Mode	145	
	Harmonic	
	U-NII-2C_5.47-5.725_802.11n HT20_CH140_5700MHz	
ANT	8	
Pol.	Horizontal	Vertical
Peak Avg	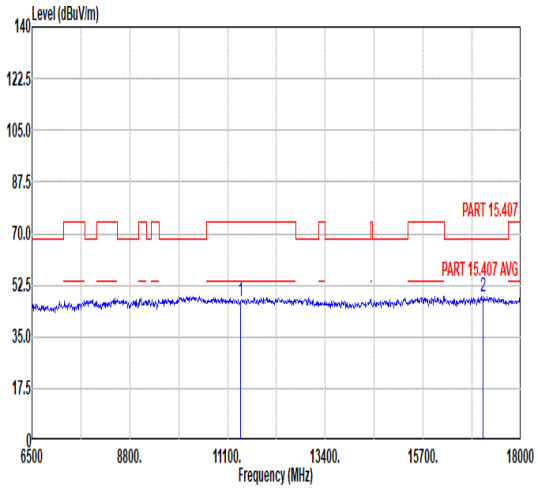 Freq Level Limit Line Margin Read Level Ant Factor Cable Loss Preamp Factor APos TPos Remark MHz dBuV/m dBuV/m dB dBuV dB/m dB dB cm deg 1 11400.00 47.22 74.00 -26.78 44.59 38.18 14.87 50.42 --- --- Peak 2 17100.00 48.38 68.30 -19.92 40.23 42.81 18.06 52.72 --- --- Peak	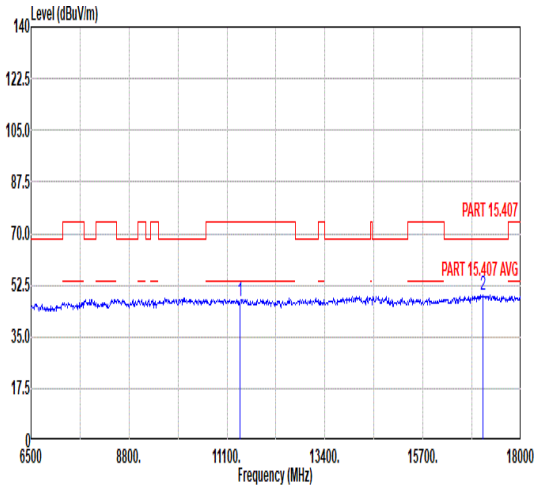 Freq Level Limit Line Margin Read Level Ant Factor Cable Loss Preamp Factor APos TPos Remark MHz dBuV/m dBuV/m dB dBuV dB/m dB dB cm deg 1 11400.00 47.02 74.00 -26.98 44.39 38.18 14.87 50.42 --- --- Peak 2 17100.00 49.07 68.30 -19.23 40.92 42.81 18.06 52.72 --- --- Peak

Mode	146	
	Band Edge - L	
	U-NII-1_5.15-5.25_802.11n HT40_CH38_5190MHz	
ANT	8	
Pol.	Horizontal	Fundamental
Peak	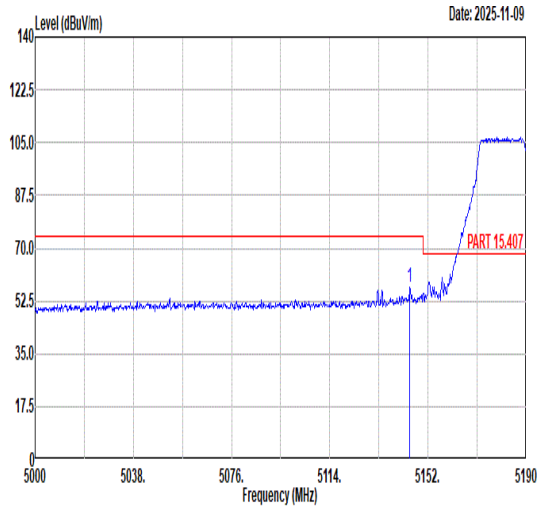 Freq Level Limit Line Margin (dB) Read Level Ant Factor Cable Loss Preamp Factor APos TPos Remark MHz dBuV/m dBuV/m dBuV dB/m dB dB cm deg 1 5144.97 56.99 74.00 -17.01 43.24 35.86 10.52 32.63 100 124 PEAK	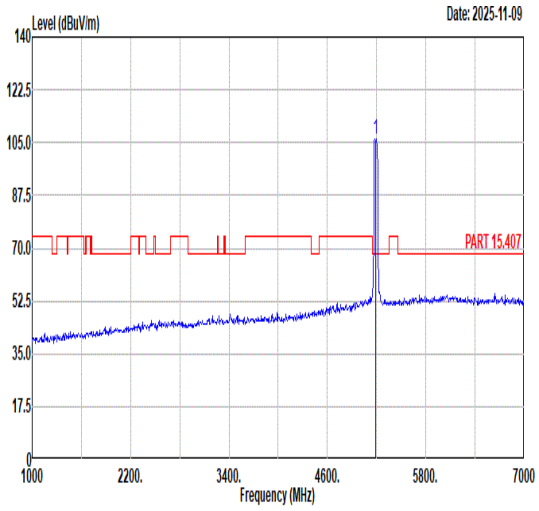 Freq Level Limit Line Margin (dB) Read Level Ant Factor Cable Loss Preamp Factor APos TPos Remark MHz dBuV/m dBuV/m dBuV dB/m dB dB cm deg 1 5190.00 106.32 ------ ------ 92.66 35.88 10.42 32.64 100 124 PEAK
Avg	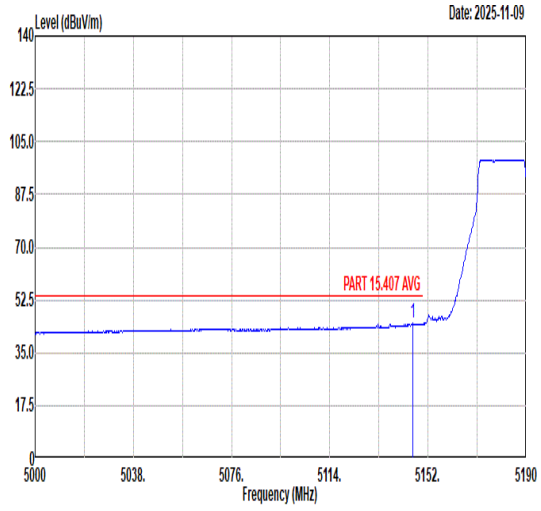 Freq Level Limit Line Margin (dB) Read Level Ant Factor Cable Loss Preamp Factor APos TPos Remark MHz dBuV/m dBuV/m dBuV dB/m dB dB cm deg 1 5146.11 44.71 54.00 -9.29 30.96 35.86 10.52 32.63 100 124 AVERAGE	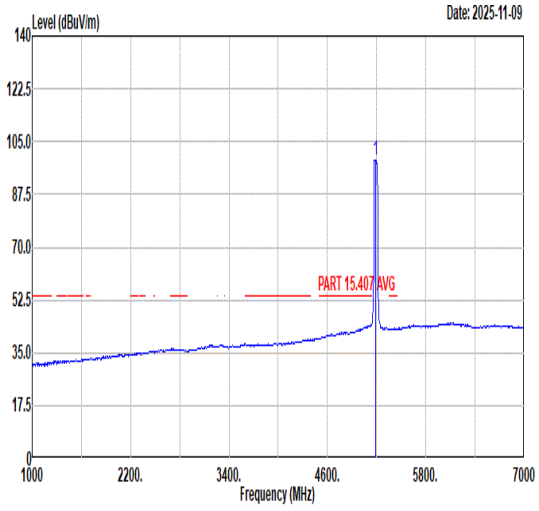 Freq Level Limit Line Margin (dB) Read Level Ant Factor Cable Loss Preamp Factor APos TPos Remark MHz dBuV/m dBuV/m dBuV dB/m dB dB cm deg 1 5190.00 98.83 ------ ------ 85.16 35.88 10.43 32.64 100 124 AVERAGE

Mode	146	
	Band Edge - R	
	U-NII-1_5.15-5.25_802.11n HT40_CH38_5190MHz	
ANT	8	
Pol.	Horizontal	Fundamental
Peak	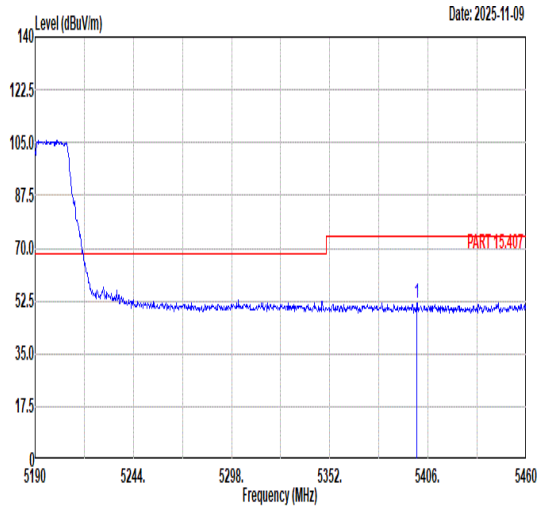 Freq Level Limit Line Margin (dB) Read Level Ant Factor Cable Loss Preamp Factor APos TPos Remark MHz dBuV/m dBuV/m dBuV dB/m dB dB cm deg 1 5399.79 51.91 74.00 -22.09 38.13 35.96 10.50 32.68 100 124 PEAK	Blank
Avg	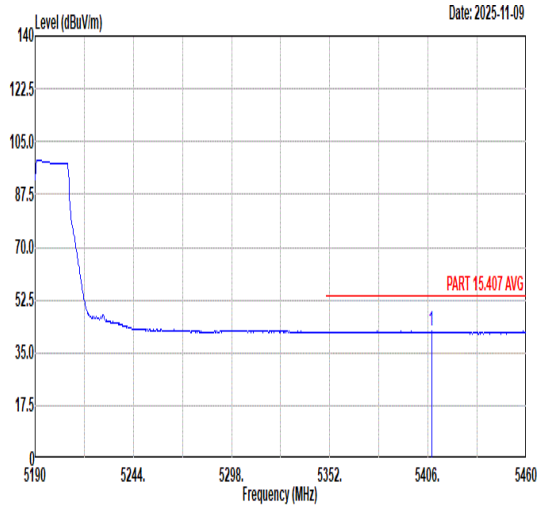 Freq Level Limit Line Margin (dB) Read Level Ant Factor Cable Loss Preamp Factor APos TPos Remark MHz dBuV/m dBuV/m dBuV dB/m dB dB cm deg 1 5407.89 42.07 54.00 -11.93 28.29 35.96 10.50 32.68 100 124 AVERAGE	Blank

Mode	146	
	Band Edge - L	
	U-NII-1_5.15-5.25_802.11n HT40_CH38_5190MHz	
ANT	8	
Pol.	Vertical	Fundamental
Peak	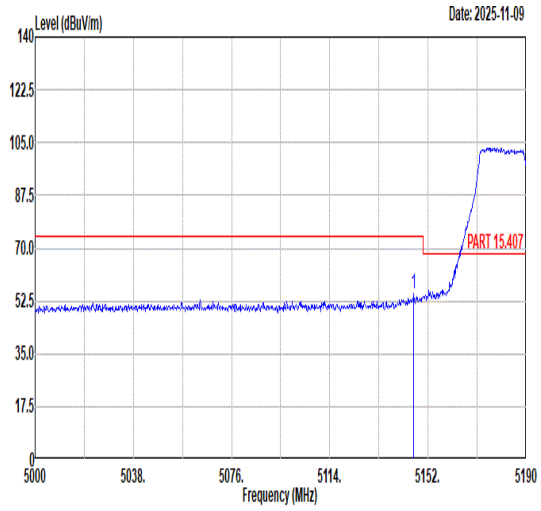 Freq Level Limit Line Margin (dB) Read Level Ant Factor Cable Loss Preamp Factor APos TPos Remark MHz dBuV/m dBuV/m dBuV dB/m dB dB cm deg 1 5146.49 54.92 74.00 -19.08 41.17 35.86 10.52 32.63 346 211 PEAK	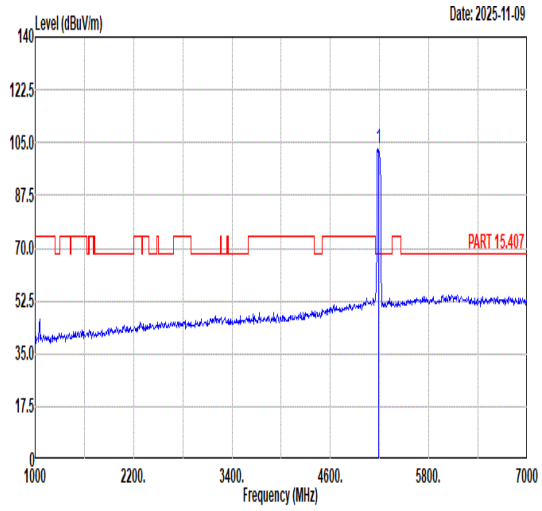 Freq Level Limit Line Margin (dB) Read Level Ant Factor Cable Loss Preamp Factor APos TPos Remark MHz dBuV/m dBuV/m dBuV dB/m dB dB cm deg 1 5190.00 103.02 ------ ------ 89.33 35.87 10.46 32.64 346 211 PEAK
Avg	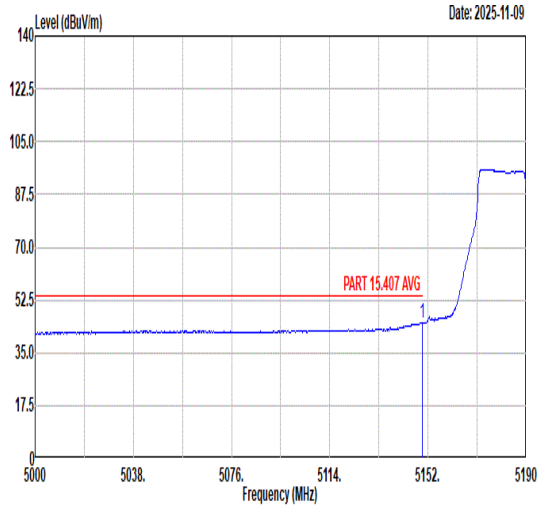 Freq Level Limit Line Margin (dB) Read Level Ant Factor Cable Loss Preamp Factor APos TPos Remark MHz dBuV/m dBuV/m dBuV dB/m dB dB cm deg 1 5149.72 45.01 54.00 -8.99 31.27 35.86 10.51 32.63 346 211 AVERAGE	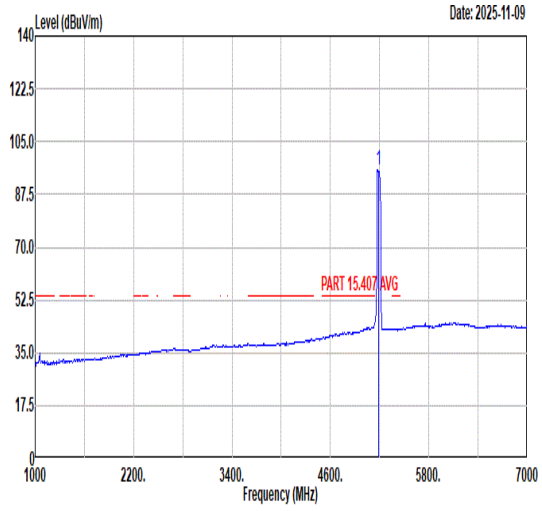 Freq Level Limit Line Margin (dB) Read Level Ant Factor Cable Loss Preamp Factor APos TPos Remark MHz dBuV/m dBuV/m dBuV dB/m dB dB cm deg 1 5190.00 95.61 ------ ------ 81.92 35.87 10.46 32.64 346 211 AVERAGE

Mode	146	
	Band Edge - R	
	U-NII-1_5.15-5.25_802.11n HT40_CH38_5190MHz	
ANT	8	
Pol.	Vertical	Fundamental
Peak	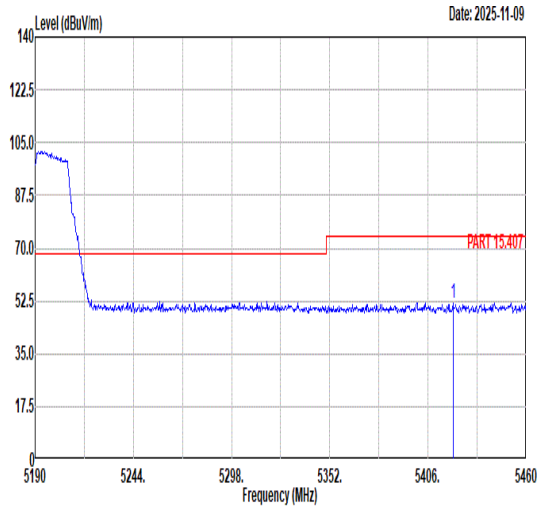 Freq Level Limit Line Margin (dB) Read Level Ant Factor Cable Loss Preamp Factor APos TPos Remark MHz dBuV/m dBuV/m dBuV dB/m dB dB cm deg 1 5419.77 51.88 74.00 -22.12 38.08 35.97 10.51 32.68 346 211 PEAK	Blank
Avg	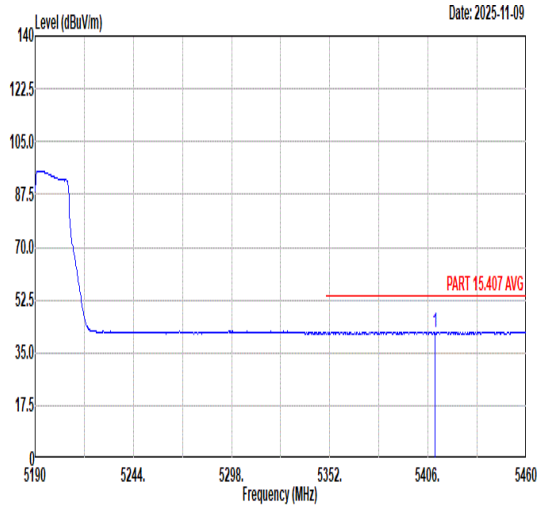 Freq Level Limit Line Margin (dB) Read Level Ant Factor Cable Loss Preamp Factor APos TPos Remark MHz dBuV/m dBuV/m dBuV dB/m dB dB cm deg 1 5410.05 41.85 54.00 -12.15 28.06 35.96 10.51 32.68 346 211 AVERAGE	Blank

Mode	147	
	Band Edge - L	
	U-NII-1_5.15-5.25_802.11n HT40_CH46_5230MHz	
ANT	8	
Pol.	Horizontal	Fundamental
Peak	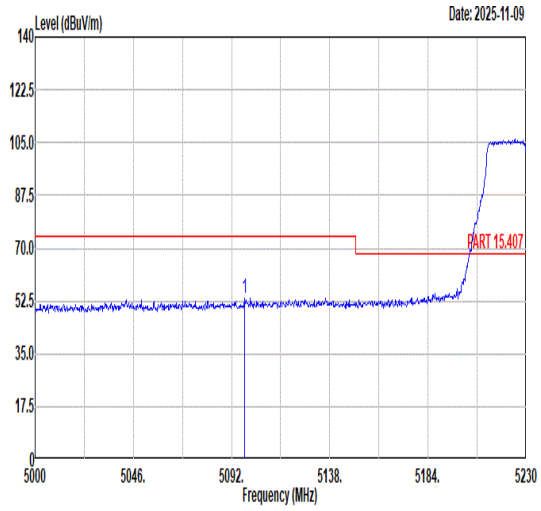 Freq Level Limit Line Margin (dB) Read Level Ant Factor Cable Loss Preamp Factor APos TPos Remark MHz dBuV/m dBuV/m dBuV dB/m dB dB cm deg 1 5098.21 53.47 74.00 -20.53 39.63 35.84 10.62 32.62 100 118 PEAK	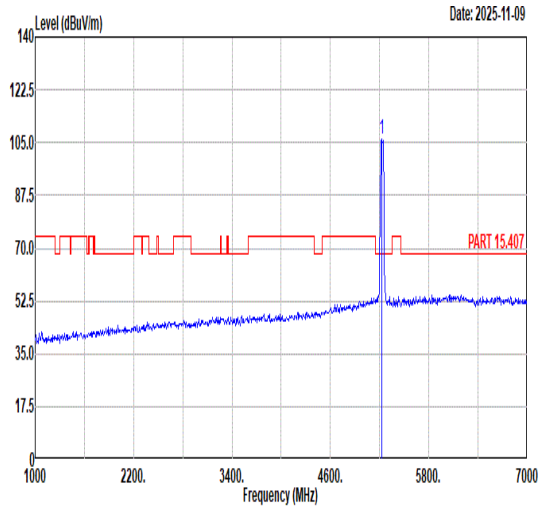 Freq Level Limit Line Margin (dB) Read Level Ant Factor Cable Loss Preamp Factor APos TPos Remark MHz dBuV/m dBuV/m dBuV dB/m dB dB cm deg 1 5230.00 105.93 ------ ------ 92.22 35.89 10.46 32.64 100 118 PEAK
Avg	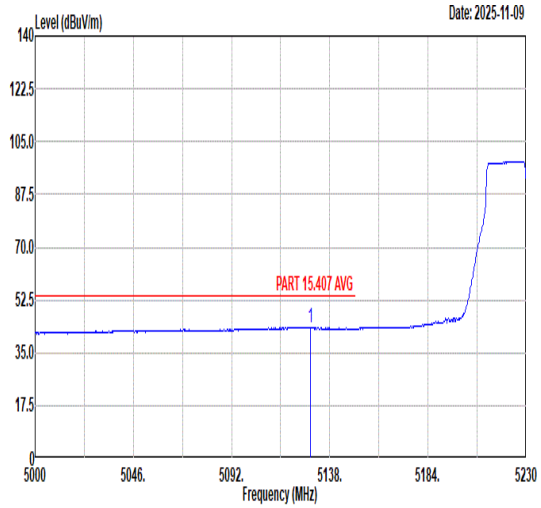 Freq Level Limit Line Margin (dB) Read Level Ant Factor Cable Loss Preamp Factor APos TPos Remark MHz dBuV/m dBuV/m dBuV dB/m dB dB cm deg 1 5128.80 43.51 54.00 -10.49 29.74 35.85 10.55 32.63 100 118 AVERAGE	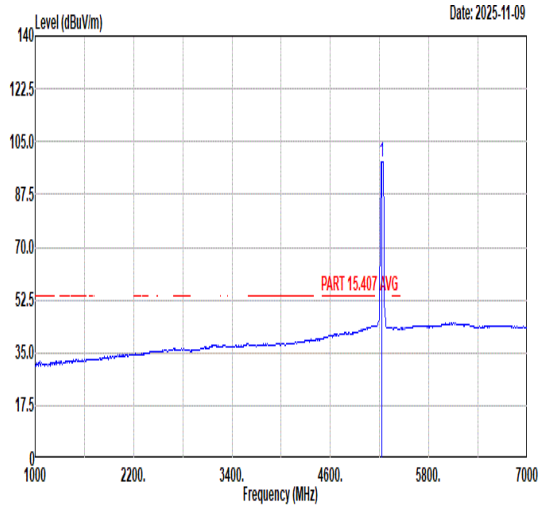 Freq Level Limit Line Margin (dB) Read Level Ant Factor Cable Loss Preamp Factor APos TPos Remark MHz dBuV/m dBuV/m dBuV dB/m dB dB cm deg 1 5230.00 98.52 ------ ------ 84.77 35.90 10.50 32.65 100 118 AVERAGE

Mode	147	
	Band Edge - R	
	U-NII-1_5.15-5.25_802.11n HT40_CH46_5230MHz	
ANT	8	
Pol.	Horizontal	Fundamental
Peak	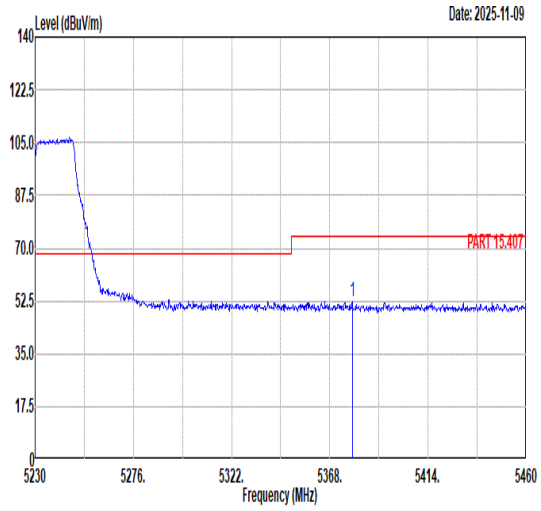 Freq Level Limit Line Margin (dB) Read Level Ant Factor Cable Loss Preamp Factor APos TPos Remark MHz dBuV/m dBuV/m dBuV dB/m dB dB cm deg 1 5378.58 52.23 74.00 -21.77 38.44 35.95 10.52 32.68 100 118 PEAK	Blank
Avg	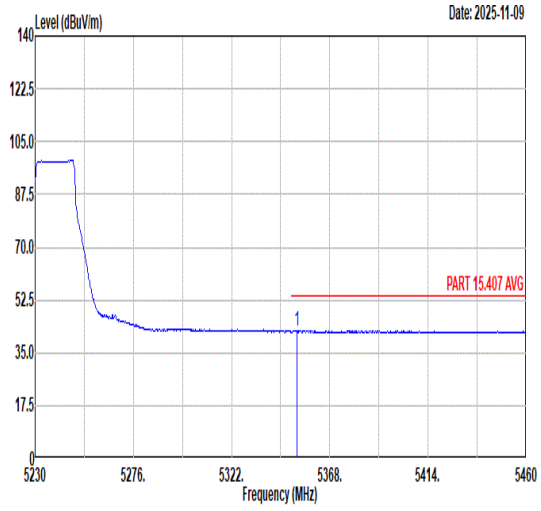 Freq Level Limit Line Margin (dB) Read Level Ant Factor Cable Loss Preamp Factor APos TPos Remark MHz dBuV/m dBuV/m dBuV dB/m dB dB cm deg 1 5352.59 42.51 54.00 -11.49 28.69 35.94 10.55 32.67 100 118 AVERAGE	Blank

Mode	147	
	Band Edge - L	
	U-NII-1_5.15-5.25_802.11n HT40_CH46_5230MHz	
ANT	8	
Pol.	Vertical	Fundamental
Peak	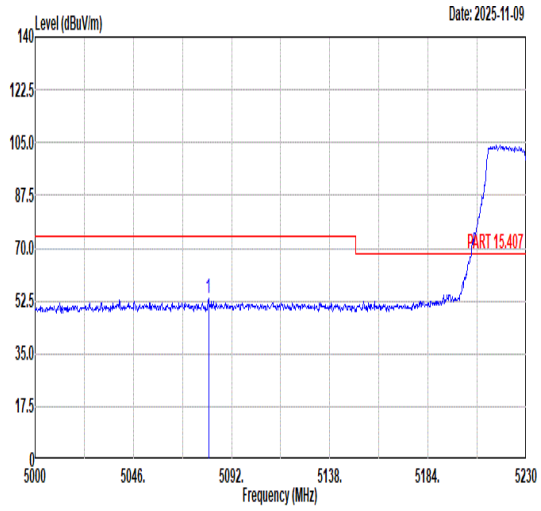 Freq Level Limit Line Margin (dB) Read Level Ant Factor Cable Loss Preamp Factor APos TPos Remark MHz dBuV/m dBuV/m dBuV dB/m dB dB cm deg 1 5081.19 53.09 74.00 -20.91 39.30 35.83 10.58 32.62 381 214 PEAK	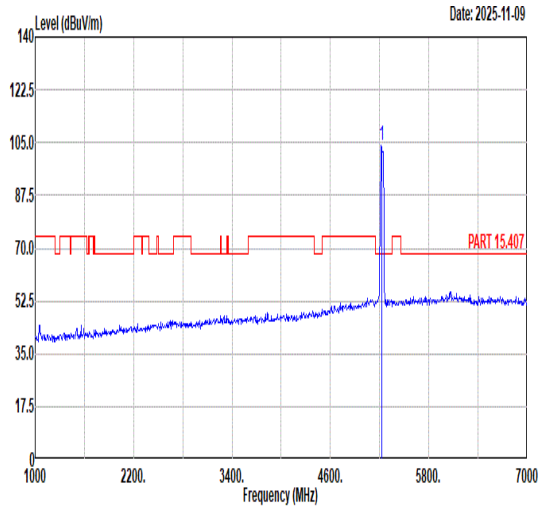 Freq Level Limit Line Margin (dB) Read Level Ant Factor Cable Loss Preamp Factor APos TPos Remark MHz dBuV/m dBuV/m dBuV dB/m dB dB cm deg 1 5230.00 104.07 ------ ------ 90.37 35.89 10.45 32.64 381 214 PEAK
Avg	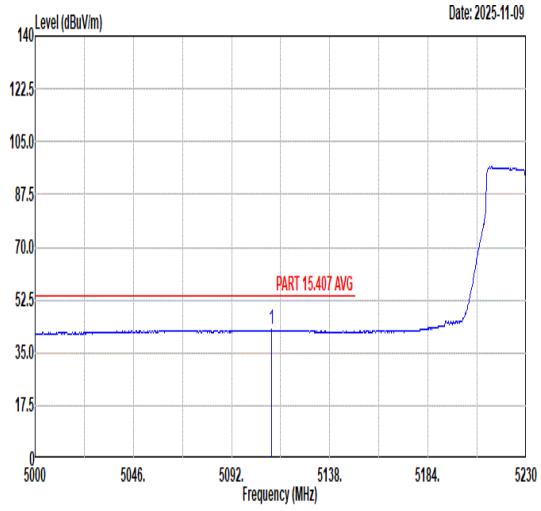 Freq Level Limit Line Margin (dB) Read Level Ant Factor Cable Loss Preamp Factor APos TPos Remark MHz dBuV/m dBuV/m dBuV dB/m dB dB cm deg 1 5110.86 42.55 54.00 -11.45 28.74 35.84 10.59 32.62 381 214 AVERAGE	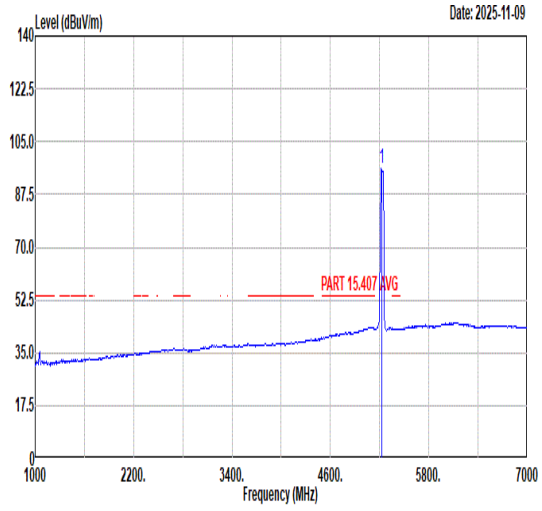 Freq Level Limit Line Margin (dB) Read Level Ant Factor Cable Loss Preamp Factor APos TPos Remark MHz dBuV/m dBuV/m dBuV dB/m dB dB cm deg 1 5230.00 96.21 ------ ------ 82.54 35.88 10.43 32.64 381 214 AVERAGE

Mode	147	
	Band Edge - R	
	U-NII-1_5.15-5.25_802.11n HT40_CH46_5230MHz	
ANT	8	
Pol.	Vertical	Fundamental
Peak	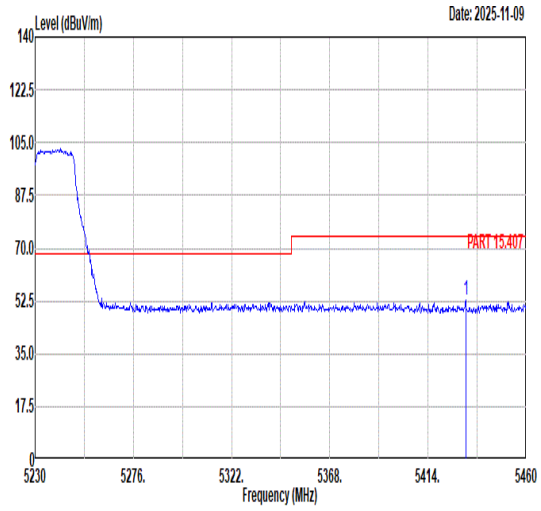 Freq Level Limit Line Margin (dB) Read Level Ant Factor Cable Loss Preamp Factor APos TPos Remark MHz dBuV/m dBuV/m dBuV dB/m dB dB cm deg 1 5431.71 52.67 74.00 -21.33 38.87 35.97 10.52 32.69 381 214 PEAK	Blank
Avg	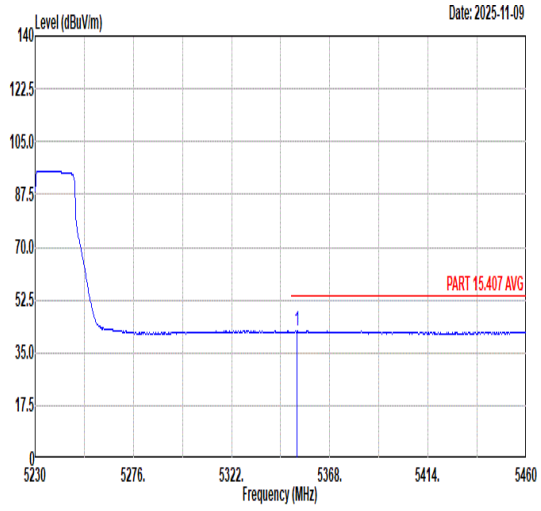 Freq Level Limit Line Margin (dB) Read Level Ant Factor Cable Loss Preamp Factor APos TPos Remark MHz dBuV/m dBuV/m dBuV dB/m dB dB cm deg 1 5352.59 42.16 54.00 -11.84 28.34 35.94 10.55 32.67 381 214 AVERAGE	Blank

Mode	148	
	Band Edge - L	
	U-NII-2A_5.25-5.35_802.11n HT40_CH54_5270MHz	
ANT	8	
Pol.	Horizontal	Fundamental
Peak	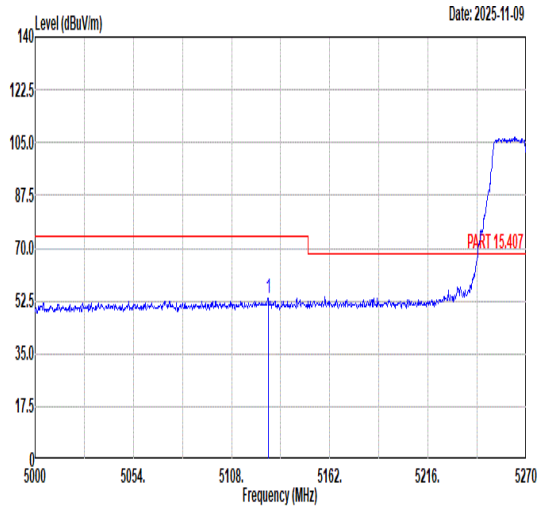 Freq Level Limit Line Margin (dB) Read Level Ant Factor Cable Loss Preamp Factor APos TPos Remark MHz dBuV/m dBuV/m dBuV dB/m dB dB cm deg 1 5128.25 53.59 74.00 -20.41 39.81 35.85 10.56 32.63 100 120 PEAK	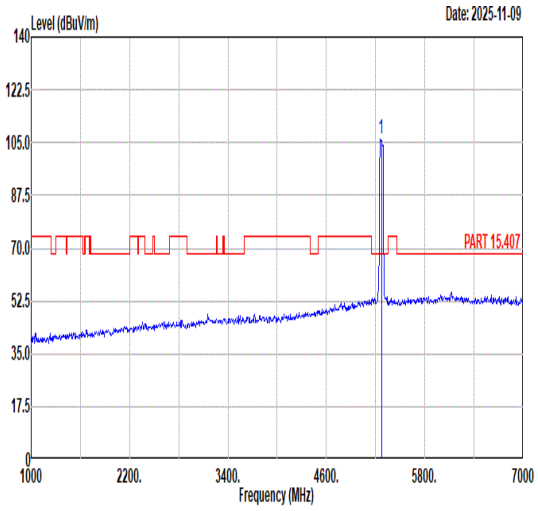 Freq Level Limit Line Margin (dB) Read Level Ant Factor Cable Loss Preamp Factor APos TPos Remark MHz dBuV/m dBuV/m dBuV dB/m dB dB cm deg 1 5270.00 106.24 ------ ------ 92.47 35.90 10.52 32.65 100 120 PEAK
Avg	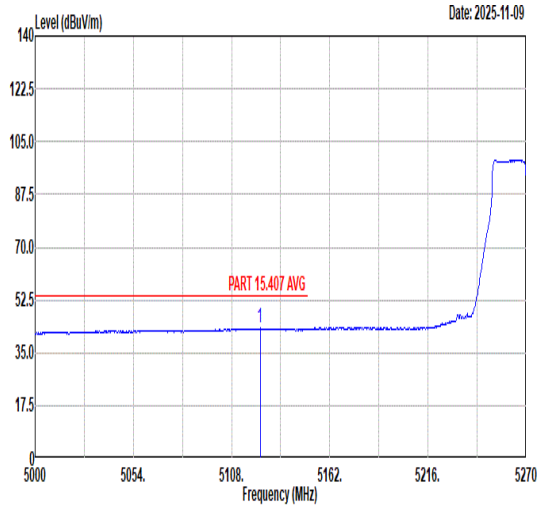 Freq Level Limit Line Margin (dB) Read Level Ant Factor Cable Loss Preamp Factor APos TPos Remark MHz dBuV/m dBuV/m dBuV dB/m dB dB cm deg 1 5123.66 43.11 54.00 -10.89 29.31 35.85 10.57 32.62 100 120 AVERAGE	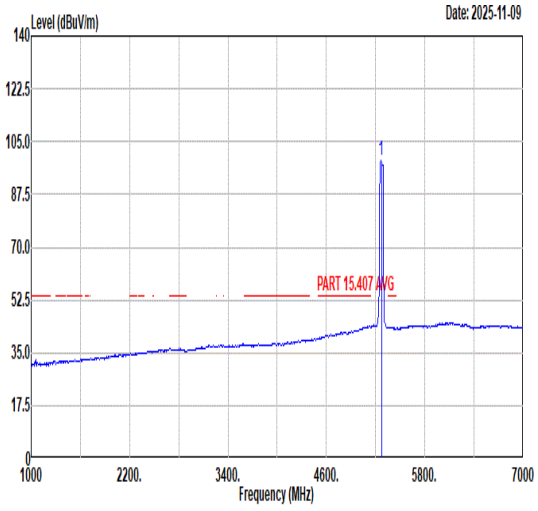 Freq Level Limit Line Margin (dB) Read Level Ant Factor Cable Loss Preamp Factor APos TPos Remark MHz dBuV/m dBuV/m dBuV dB/m dB dB cm deg 1 5270.00 98.63 ------ ------ 84.84 35.91 10.53 32.65 100 120 AVERAGE

Mode	148	
	Band Edge - R	
	U-NII-2A_5.25-5.35_802.11n HT40_CH54_5270MHz	
ANT	8	
Pol.	Horizontal	Fundamental
Peak	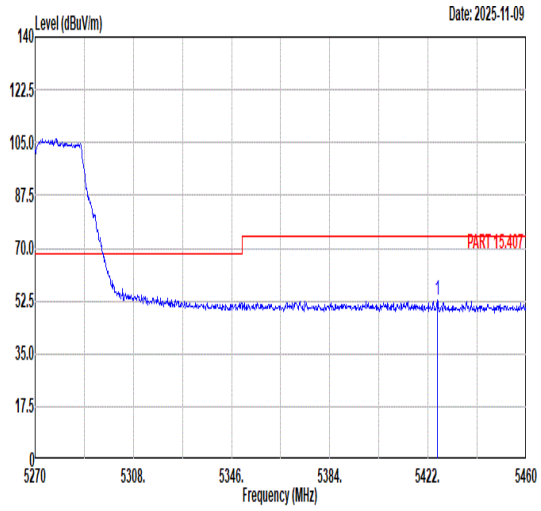 Freq Level Limit Line Margin (dB) Read Level Ant Factor Cable Loss Preamp Factor APos TPos Remark MHz dBuV/m dBuV/m dBuV dB/m dB dB cm deg 1 5425.61 52.60 74.00 -21.40 38.80 35.97 10.52 32.69 100 120 PEAK	Blank
Avg	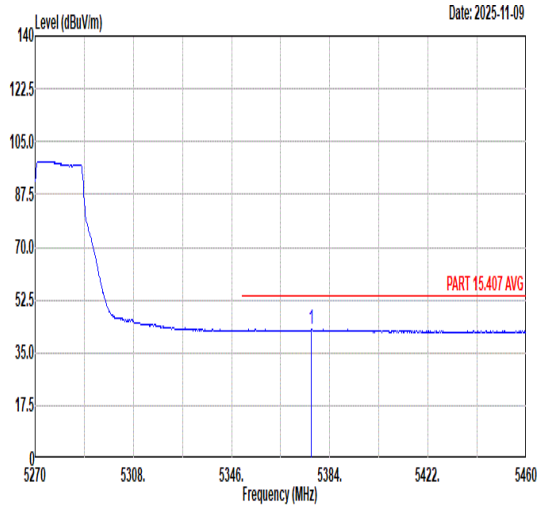 Freq Level Limit Line Margin (dB) Read Level Ant Factor Cable Loss Preamp Factor APos TPos Remark MHz dBuV/m dBuV/m dBuV dB/m dB dB cm deg 1 5376.97 42.63 54.00 -11.37 28.83 35.95 10.53 32.68 100 120 AVERAGE	Blank

Mode	148	
	Band Edge - L	
	U-NII-2A_5.25-5.35_802.11n HT40_CH54_5270MHz	
ANT	8	
Pol.	Vertical	Fundamental
Peak	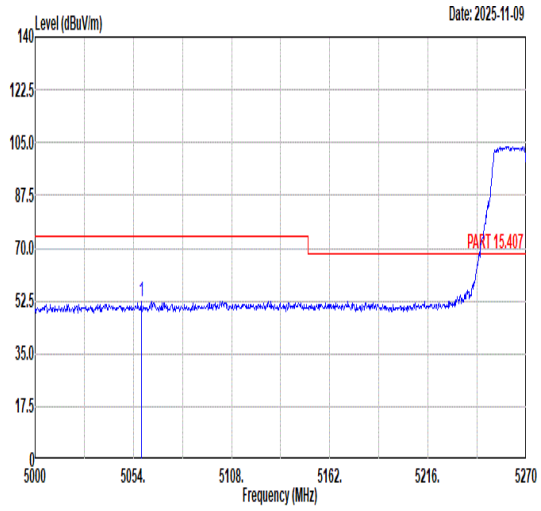 Freq Level Limit Line Margin (dB) Read Level Ant Factor Cable Loss Preamp Factor APos TPos Remark MHz dBuV/m dBuV/m dBuV dB/m dB dB cm deg 1 5058.32 52.50 74.00 -21.50 38.77 35.82 10.52 32.61 317 232 PEAK	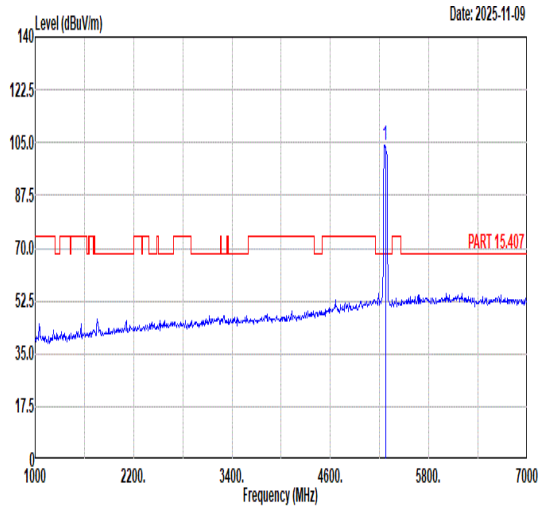 Freq Level Limit Line Margin (dB) Read Level Ant Factor Cable Loss Preamp Factor APos TPos Remark MHz dBuV/m dBuV/m dBuV dB/m dB dB cm deg 1 5270.00 103.88 ------ ------ 90.09 35.91 10.53 32.65 317 232 PEAK
Avg	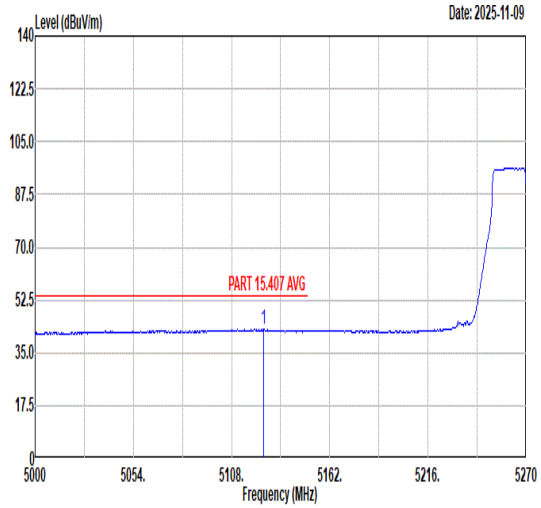 Freq Level Limit Line Margin (dB) Read Level Ant Factor Cable Loss Preamp Factor APos TPos Remark MHz dBuV/m dBuV/m dBuV dB/m dB dB cm deg 1 5125.82 42.88 54.00 -11.12 29.10 35.85 10.56 32.63 317 232 AVERAGE	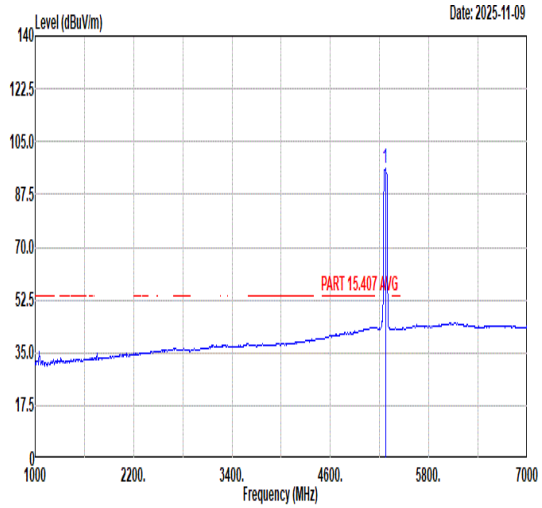 Freq Level Limit Line Margin (dB) Read Level Ant Factor Cable Loss Preamp Factor APos TPos Remark MHz dBuV/m dBuV/m dBuV dB/m dB dB cm deg 1 5270.00 95.90 ------ ------ 82.09 35.91 10.55 32.65 317 232 AVERAGE

Mode	148	
	Band Edge - R	
	U-NII-2A_5.25-5.35_802.11n HT40_CH54_5270MHz	
ANT	8	
Pol.	Vertical	Fundamental
Peak	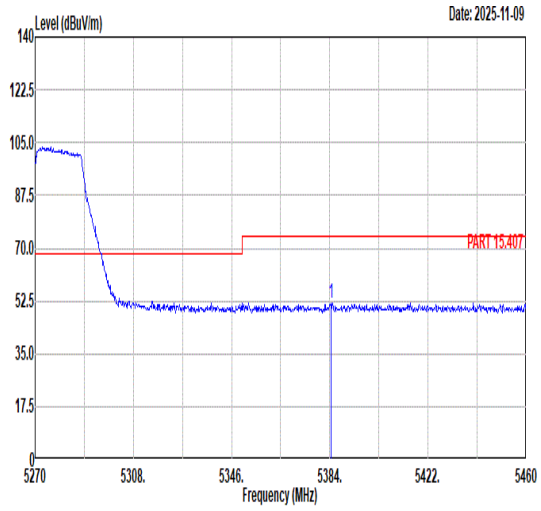 Freq Level Limit Line Margin (dB) Read Level Ant Factor Cable Loss Preamp Factor APos TPos Remark MHz dBuV/m dBuV/m dBuV dB/m dB dB cm deg 1 5384.38 51.98 74.00 -22.02 38.19 35.95 10.52 32.68 317 232 PEAK	Blank
Avg	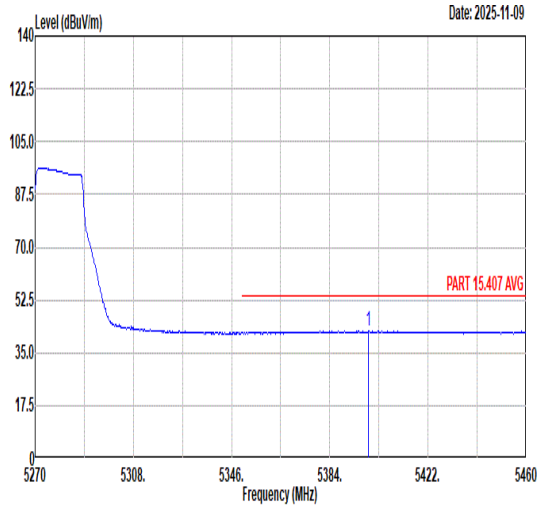 Freq Level Limit Line Margin (dB) Read Level Ant Factor Cable Loss Preamp Factor APos TPos Remark MHz dBuV/m dBuV/m dBuV dB/m dB dB cm deg 1 5399.01 42.23 54.00 -11.77 28.45 35.96 10.50 32.68 317 232 AVERAGE	Blank

Mode	149	
	Band Edge - L	
	U-NII-2A_5.25-5.35_802.11n HT40_CH62_5310MHz	
ANT	8	
Pol.	Horizontal	Fundamental
Peak	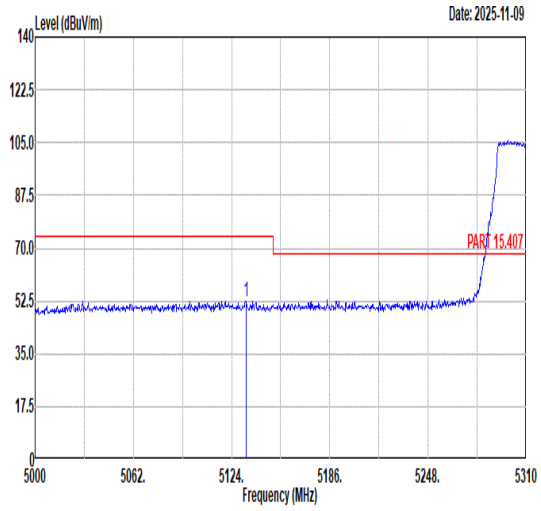 Freq Level Limit Line Margin (dB) Read Level Ant Factor Cable Loss Preamp Factor APos TPos Remark MHz dBuV/m dBuV/m dBuV dB/m dB dB cm deg 1 5132.99 52.52 74.00 -21.48 38.75 35.85 10.55 32.63 103 120 PEAK	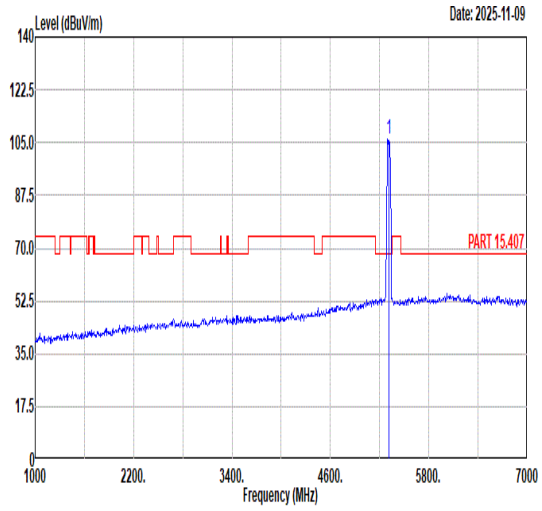 Freq Level Limit Line Margin (dB) Read Level Ant Factor Cable Loss Preamp Factor APos TPos Remark MHz dBuV/m dBuV/m dBuV dB/m dB dB cm deg 1 5310.00 106.34 ------ ------ 92.49 35.92 10.59 32.66 103 120 PEAK
Avg	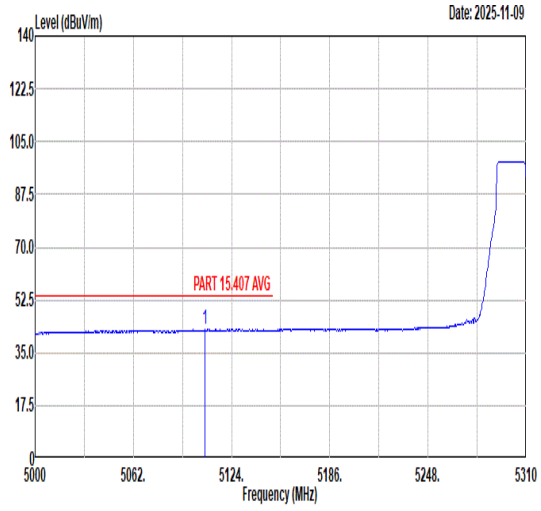 Freq Level Limit Line Margin (dB) Read Level Ant Factor Cable Loss Preamp Factor APos TPos Remark MHz dBuV/m dBuV/m dBuV dB/m dB dB cm deg 1 5106.95 42.77 54.00 -11.23 28.95 35.84 10.60 32.62 103 120 AVERAGE	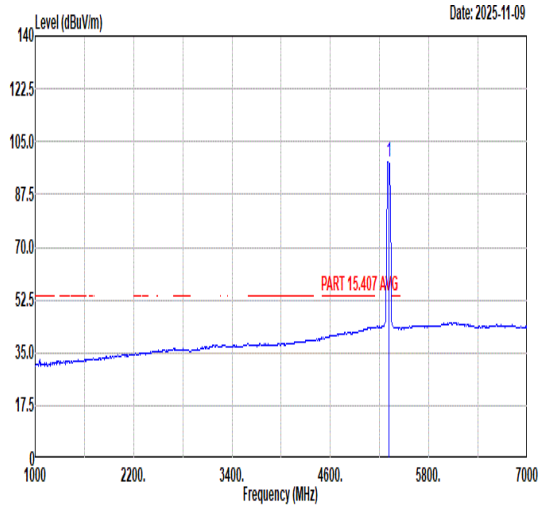 Freq Level Limit Line Margin (dB) Read Level Ant Factor Cable Loss Preamp Factor APos TPos Remark MHz dBuV/m dBuV/m dBuV dB/m dB dB cm deg 1 5310.00 98.32 ------ ------ 84.46 35.92 10.60 32.66 103 120 AVERAGE

Mode	149	
	Band Edge - R	
	U-NII-2A_5.25-5.35_802.11n HT40_CH62_5310MHz	
ANT	8	
Pol.	Horizontal	Fundamental
Peak	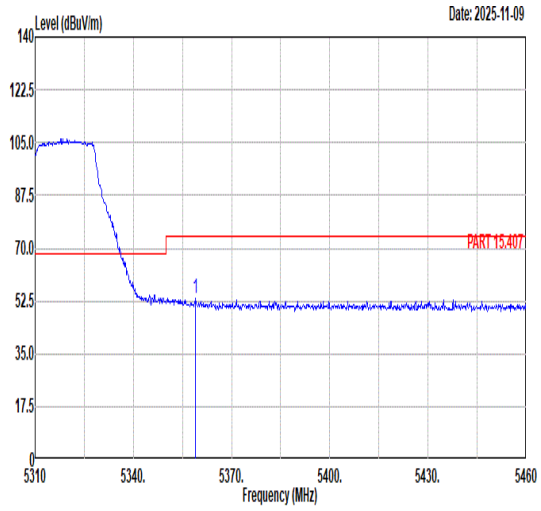 Freq Level Limit Line Margin (dB) Read Level Ant Factor Cable Loss Preamp Factor APos TPos Remark MHz dBuV/m dBuV/m dBuV dB/m dB dB cm deg 1 5359.05 53.53 74.00 -20.47 39.72 35.94 10.54 32.67 103 120 PEAK	Blank
Avg	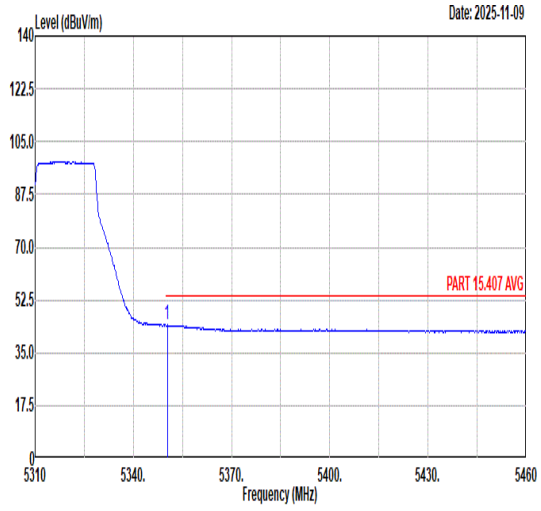 Freq Level Limit Line Margin (dB) Read Level Ant Factor Cable Loss Preamp Factor APos TPos Remark MHz dBuV/m dBuV/m dBuV dB/m dB dB cm deg 1 5350.35 44.18 54.00 -9.82 30.36 35.94 10.55 32.67 103 120 AVERAGE	Blank

Mode	149	
	Band Edge - L	
	U-NII-2A_5.25-5.35_802.11n HT40_CH62_5310MHz	
ANT	8	
Pol.	Vertical	Fundamental
Peak	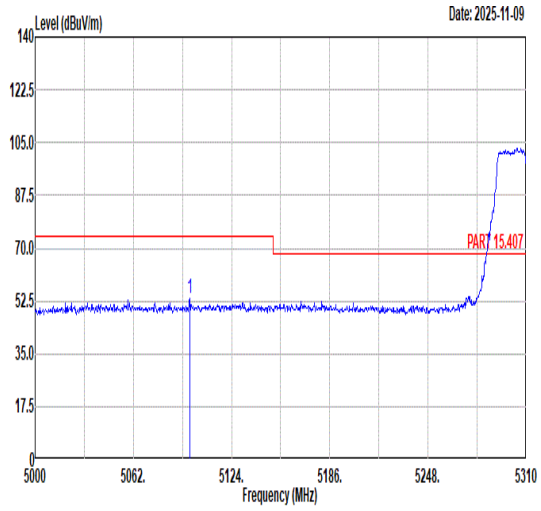 Freq Level Limit Line Margin (dB) Read Level Ant Factor Cable Loss Preamp Factor APos TPos Remark MHz dBuV/m dBuV/m dBuV dB/m dB dB cm deg 1 5097.65 53.14 74.00 -20.86 39.30 35.84 10.62 32.62 349 234 PEAK	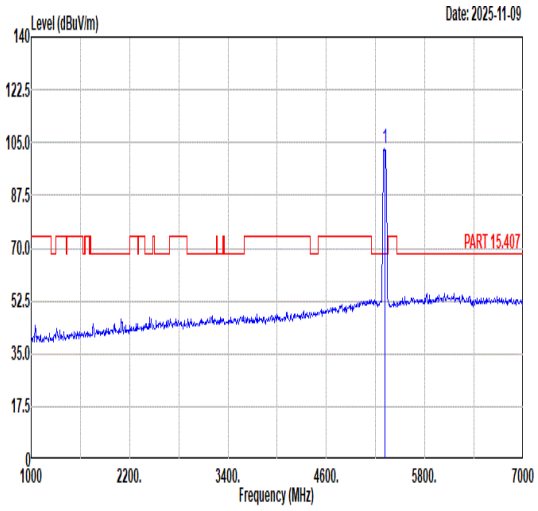 Freq Level Limit Line Margin (dB) Read Level Ant Factor Cable Loss Preamp Factor APos TPos Remark MHz dBuV/m dBuV/m dBuV dB/m dB dB cm deg 1 5310.00 103.00 ------ ------ 89.15 35.92 10.59 32.66 349 234 PEAK
Avg	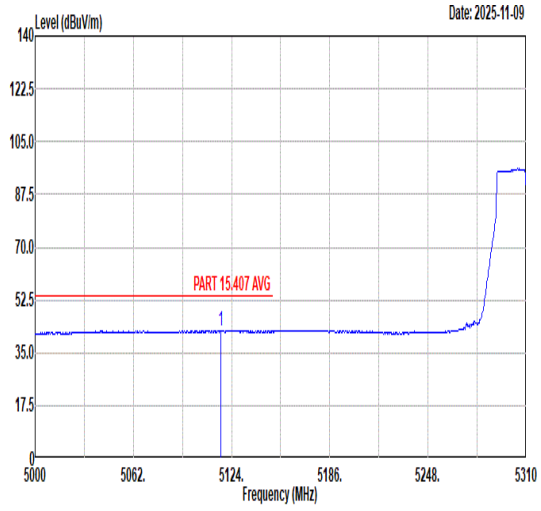 Freq Level Limit Line Margin (dB) Read Level Ant Factor Cable Loss Preamp Factor APos TPos Remark MHz dBuV/m dBuV/m dBuV dB/m dB dB cm deg 1 5117.18 42.35 54.00 -11.65 28.54 35.85 10.58 32.62 349 234 AVERAGE	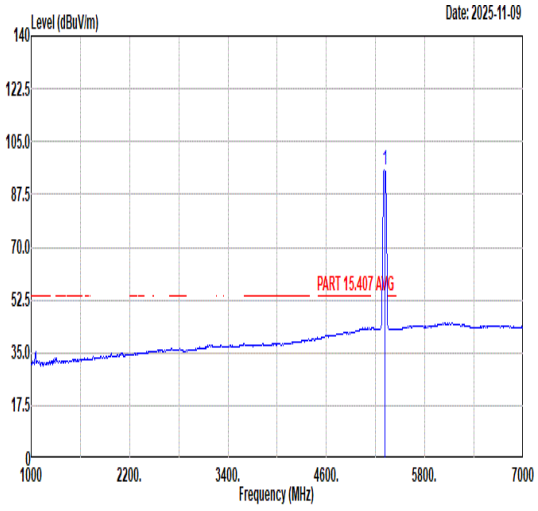 Freq Level Limit Line Margin (dB) Read Level Ant Factor Cable Loss Preamp Factor APos TPos Remark MHz dBuV/m dBuV/m dBuV dB/m dB dB cm deg 1 5310.00 95.72 ------ ------ 81.86 35.92 10.60 32.66 349 234 AVERAGE

Mode	149	
	Band Edge - R	
	U-NII-2A_5.25-5.35_802.11n HT40_CH62_5310MHz	
ANT	8	
Pol.	Vertical	Fundamental
Peak	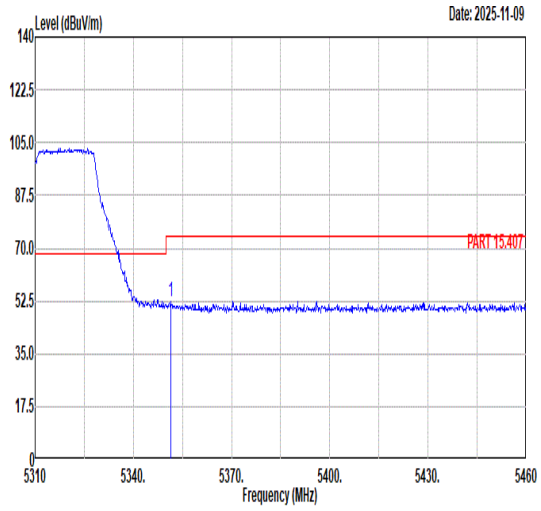 Freq Level Limit Line Margin (dB) Read Level Ant Factor Cable Loss Preamp Factor APos TPos Remark MHz dBuV/m dBuV/m dBuV dB/m dB dB cm deg 1 5351.55 52.36 74.00 -21.64 38.54 35.94 10.55 32.67 349 234	Blank
Avg	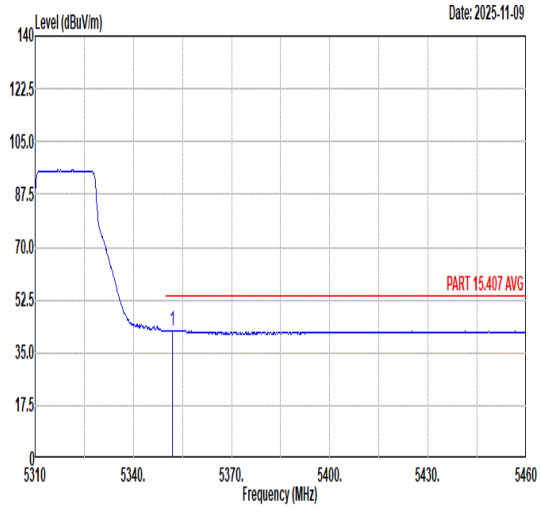 Freq Level Limit Line Margin (dB) Read Level Ant Factor Cable Loss Preamp Factor APos TPos Remark MHz dBuV/m dBuV/m dBuV dB/m dB dB cm deg 1 5352.00 42.41 54.00 -11.59 28.59 35.94 10.55 32.67 349 234 AVERAGE	Blank

Mode	150	
	Band Edge - L	
	U-NII-2C_5.47-5.725_802.11n HT40_CH102_5510MHz	
ANT	8	
Pol.	Horizontal	Fundamental
Peak	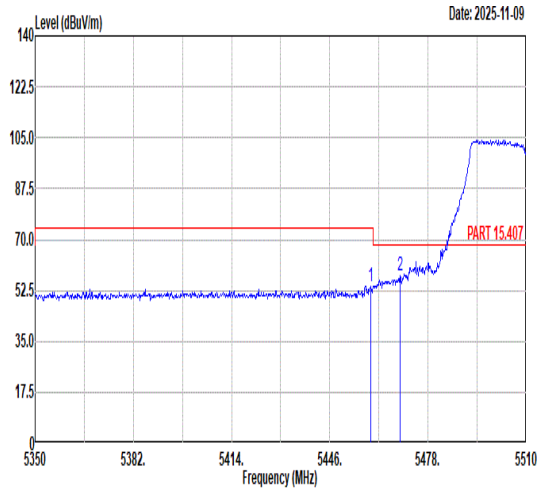 Freq Level Limit Line Margin (dB) Read Level Ant Factor Cable Loss Preamp Factor APos TPos Remark MHz dBuV/m dBuV/m dBuV dB/m dB dB cm deg 1 5459.44 53.84 74.00 -20.16 40.01 35.98 10.54 32.69 100 121 PEAK 2 5468.88 57.34 68.30 -10.96 43.49 35.99 10.55 32.69 100 121 PEAK	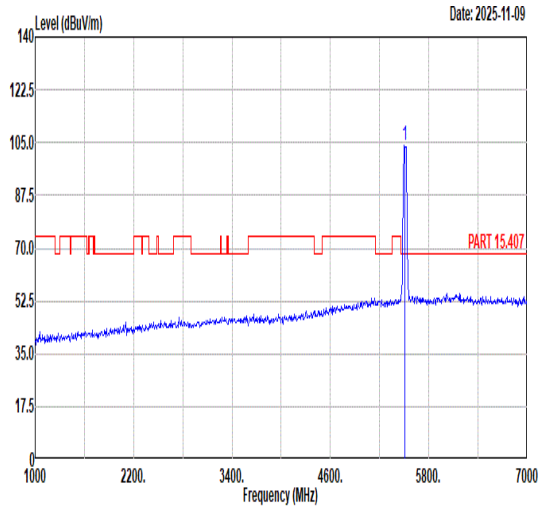 Freq Level Limit Line Margin (dB) Read Level Ant Factor Cable Loss Preamp Factor APos TPos Remark MHz dBuV/m dBuV/m dBuV dB/m dB dB cm deg 1 5510.00 104.26 ------ ------ 90.38 36.00 10.58 32.70 100 121 PEAK
Avg	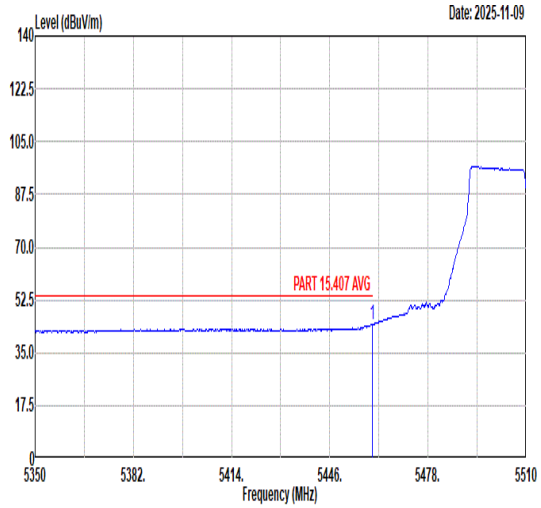 Freq Level Limit Line Margin (dB) Read Level Ant Factor Cable Loss Preamp Factor APos TPos Remark MHz dBuV/m dBuV/m dBuV dB/m dB dB cm deg 1 5459.92 44.54 54.00 -9.46 30.71 35.98 10.54 32.69 100 121 AVERAGE	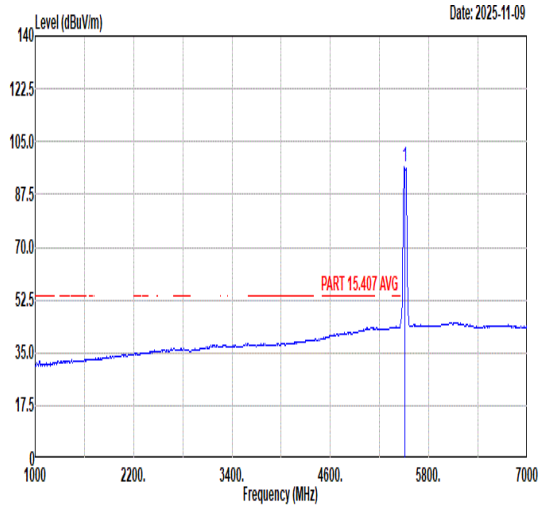 Freq Level Limit Line Margin (dB) Read Level Ant Factor Cable Loss Preamp Factor APos TPos Remark MHz dBuV/m dBuV/m dBuV dB/m dB dB cm deg 1 5510.00 96.59 ------ ------ 82.72 36.00 10.57 32.70 100 121 AVERAGE

Mode	150	
	Band Edge - R	
	U-NII-2C_5.47-5.725_802.11n HT40_CH102_5510MHz	
ANT	8	
Pol.	Horizontal	Fundamental
Peak	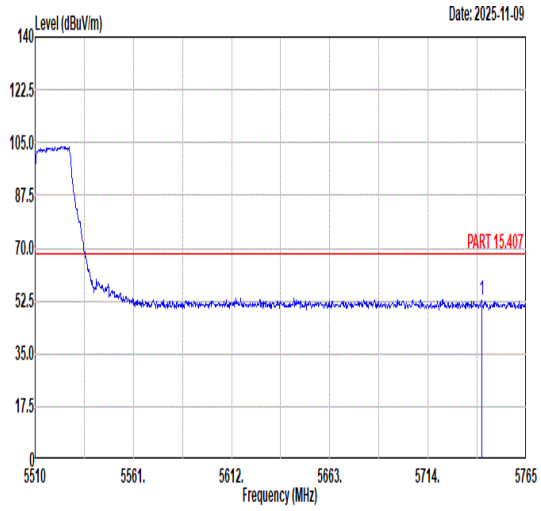 Freq Level Limit Line Margin (dB) Read Level Ant Factor Cable Loss Preamp Factor APos TPos Remark MHz dBuV/m dBuV/m dBuV dB/m dB dB cm deg 1 5741.80 53.08 68.30 -15.22 38.63 36.39 10.86 32.80 100 121 PEAK	Blank

Mode	150	
	Band Edge - L	
	U-NII-2C_5.47-5.725_802.11n HT40_CH102_5510MHz	
ANT	8	
Pol.	Vertical	Fundamental
Peak	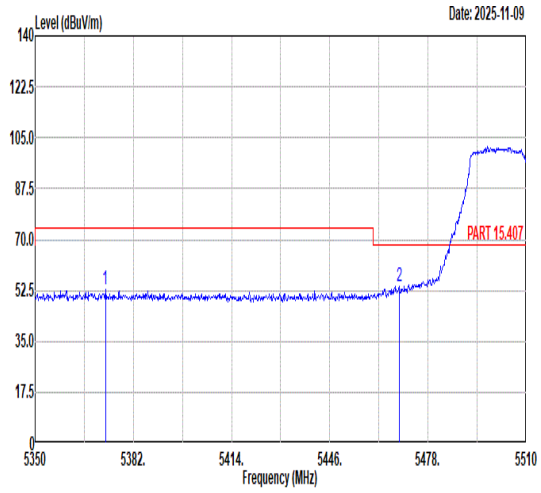 Freq Level Limit Line Margin (dB) Read Level Ant Factor Cable Loss Preamp Factor APos TPos Remark MHz dBuV/m dBuV/m dBuV dB/m dB dB cm deg 1 5372.88 53.02 74.00 -20.98 39.21 35.95 10.53 32.67 306 236 PEAK 2 5468.56 53.88 68.30 -14.42 40.03 35.99 10.55 32.69 306 236 PEAK	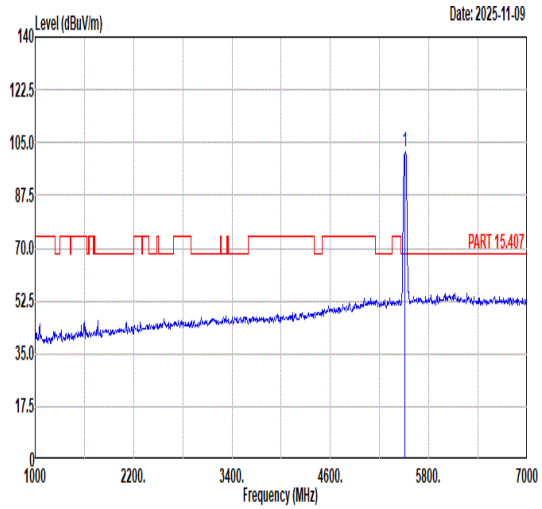 Freq Level Limit Line Margin (dB) Read Level Ant Factor Cable Loss Preamp Factor APos TPos Remark MHz dBuV/m dBuV/m dBuV dB/m dB dB cm deg 1 5510.00 101.71 ------ ------ 87.79 36.03 10.60 32.71 306 236 PEAK
Avg	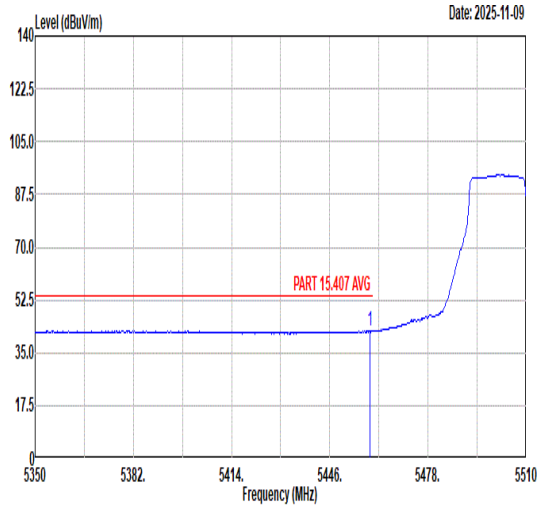 Freq Level Limit Line Margin (dB) Read Level Ant Factor Cable Loss Preamp Factor APos TPos Remark MHz dBuV/m dBuV/m dBuV dB/m dB dB cm deg 1 5459.12 42.30 54.00 -11.70 28.47 35.98 10.54 32.69 306 236 AVERAGE	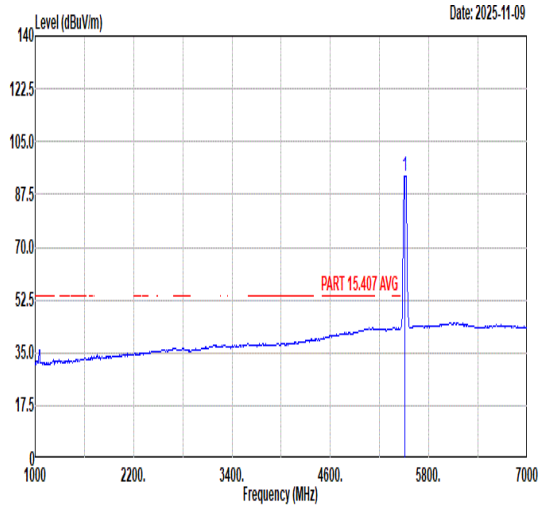 Freq Level Limit Line Margin (dB) Read Level Ant Factor Cable Loss Preamp Factor APos TPos Remark MHz dBuV/m dBuV/m dBuV dB/m dB dB cm deg 1 5510.00 93.71 ------ ------ 79.83 36.00 10.58 32.70 306 236 AVERAGE

Mode	150	
	Band Edge - R	
	U-NII-2C_5.47-5.725_802.11n HT40_CH102_5510MHz	
ANT	8	
Pol.	Vertical	Fundamental
Peak	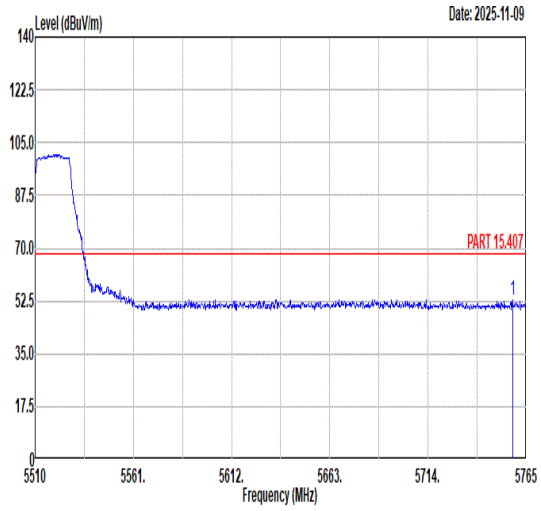 Freq Level Limit Line Margin (dB) Read Level Ant Factor Cable Loss Preamp Factor APos TPos Remark MHz dBuV/m dBuV/m dBuV dB/m dB dB cm deg 1 5757.86 52.98 68.30 -15.32 38.52 36.41 10.85 32.80 306 236 PEAK	Blank

Mode	151	
	Band Edge - L	
	U-NII-2C_5.47-5.725_802.11n HT40_CH134_5670MHz	
ANT	8	
Pol.	Horizontal	Fundamental
Peak	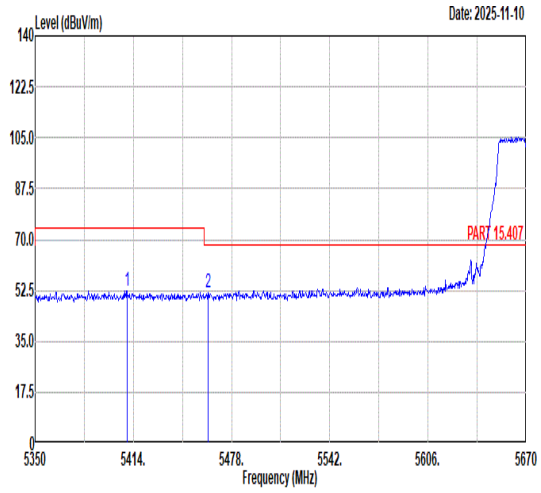 Freq Level Limit Line Margin (dB) Read Level Ant Factor Cable Loss Preamp Factor APos TPos Remark MHz dBuV/m dBuV/m dBuV dB/m dB dB cm deg 1 5409.84 52.22 74.00 -21.78 38.43 35.96 10.51 32.68 100 121 PEAK 2 5462.64 51.64 68.30 -16.66 37.79 35.99 10.55 32.69 100 121 PEAK	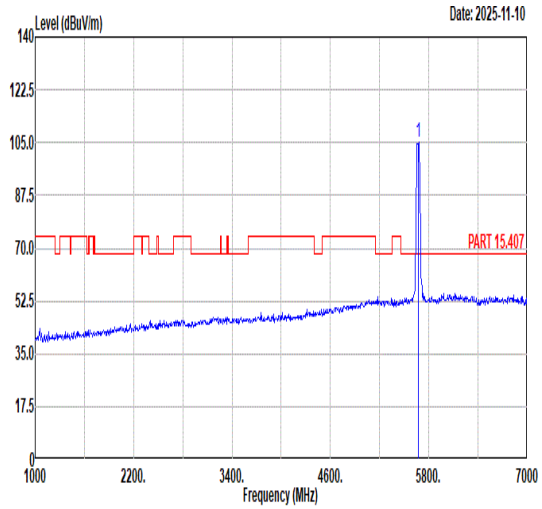 Freq Level Limit Line Margin (dB) Read Level Ant Factor Cable Loss Preamp Factor APos TPos Remark MHz dBuV/m dBuV/m dBuV dB/m dB dB cm deg 1 5670.00 105.07 ------ ------ 90.68 36.29 10.87 32.77 100 121 PEAK
Avg	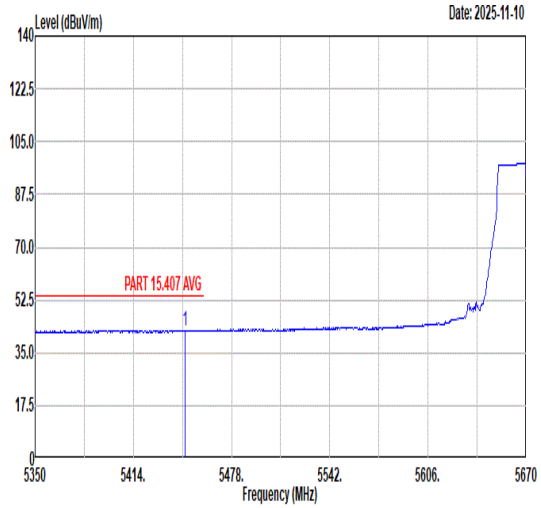 Freq Level Limit Line Margin (dB) Read Level Ant Factor Cable Loss Preamp Factor APos TPos Remark MHz dBuV/m dBuV/m dBuV dB/m dB dB cm deg 1 5447.92 42.46 54.00 -11.54 28.63 35.98 10.54 32.69 100 121 AVERAGE	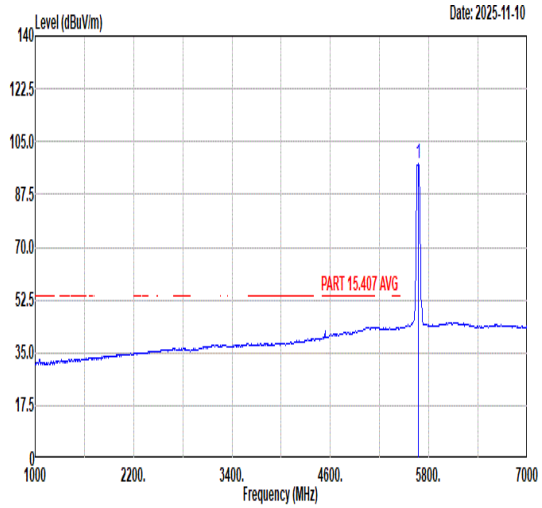 Freq Level Limit Line Margin (dB) Read Level Ant Factor Cable Loss Preamp Factor APos TPos Remark MHz dBuV/m dBuV/m dBuV dB/m dB dB cm deg 1 5670.00 97.88 ------ ------ 83.51 36.28 10.86 32.77 100 121 AVERAGE

Mode	151	
	Band Edge - R	
	U-NII-2C_5.47-5.725_802.11n HT40_CH134_5670MHz	
ANT	8	
Pol.	Horizontal	Fundamental
Peak	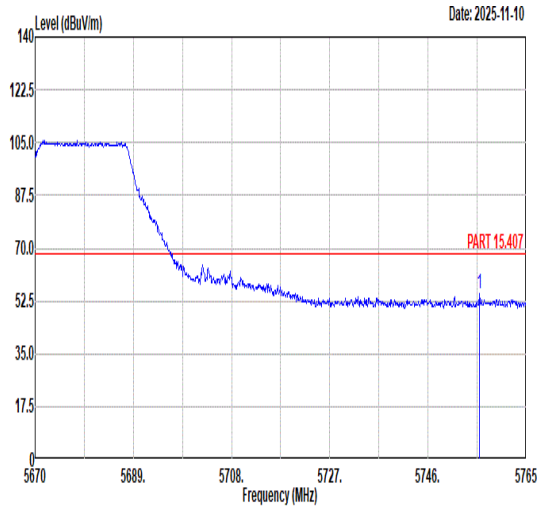 Freq Level Limit Line Margin (dB) Read Level Ant Factor Cable Loss Preamp Factor APos TPos Remark MHz dBuV/m dBuV/m dBuV dB/m dB dB cm deg 1 5755.98 54.95 68.30 -13.35 40.49 36.41 10.85 32.80 100 121 PEAK	Blank

Mode	151	
	Band Edge - L	
	U-NII-2C_5.47-5.725_802.11n HT40_CH134_5670MHz	
ANT	8	
Pol.	Vertical	Fundamental
Peak	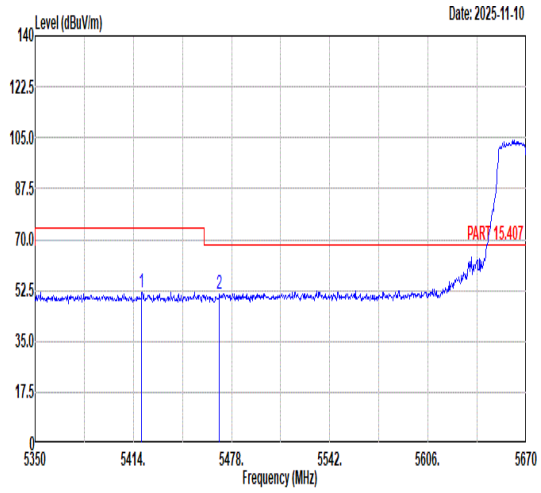 Freq Level Limit Line Margin (dB) Read Level Ant Factor Cable Loss Preamp Factor APos TPos Remark MHz dBuV/m dBuV/m dBuV dB/m dB dB cm deg 1 5419.44 52.00 74.00 -22.00 38.20 35.97 10.51 32.68 324 237 PEAK 2 5470.00 51.38 68.30 -16.92 37.53 35.99 10.55 32.69 324 237 PEAK	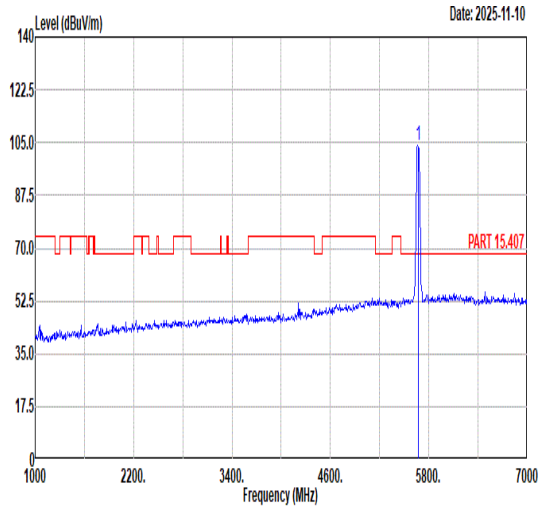 Freq Level Limit Line Margin (dB) Read Level Ant Factor Cable Loss Preamp Factor APos TPos Remark MHz dBuV/m dBuV/m dBuV dB/m dB dB cm deg 1 5670.00 104.22 ------ ------ 89.89 36.26 10.83 32.76 324 237 PEAK
Avg	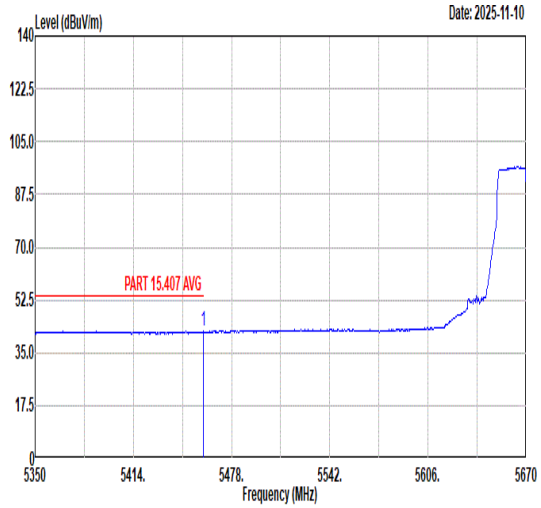 Freq Level Limit Line Margin (dB) Read Level Ant Factor Cable Loss Preamp Factor APos TPos Remark MHz dBuV/m dBuV/m dBuV dB/m dB dB cm deg 1 5459.76 42.17 54.00 -11.83 28.34 35.98 10.54 32.69 324 237 AVERAGE	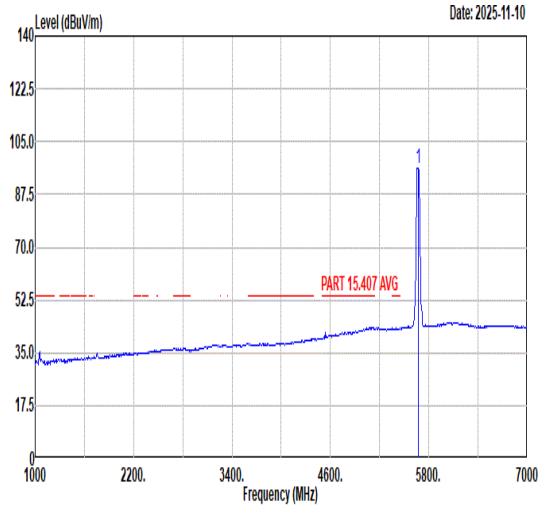 Freq Level Limit Line Margin (dB) Read Level Ant Factor Cable Loss Preamp Factor APos TPos Remark MHz dBuV/m dBuV/m dBuV dB/m dB dB cm deg 1 5670.00 96.40 ------ ------ 82.07 36.26 10.83 32.76 324 237 AVERAGE

Mode	151	
	Band Edge - R	
	U-NII-2C_5.47-5.725_802.11n HT40_CH134_5670MHz	
ANT	8	
Pol.	Vertical	Fundamental
Peak	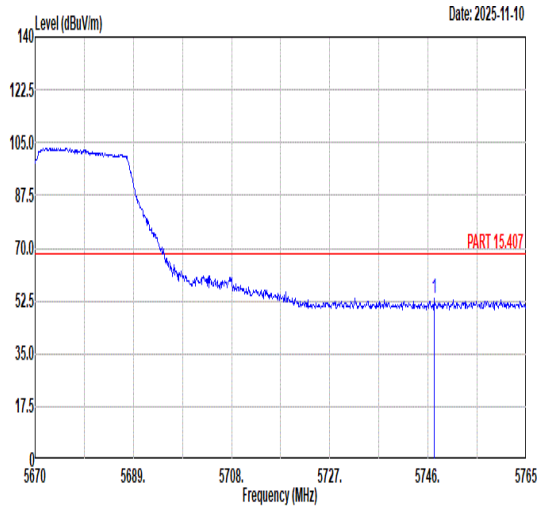 Freq Level Limit Line Margin (dB) Read Level Ant Factor Cable Loss Preamp Factor APos TPos Remark MHz dBuV/m dBuV/m dBuV dB/m dB dB cm deg 1 5747.14 53.32 68.30 -14.98 38.86 36.40 10.86 32.80 324 237 PEAK	Blank

Mode	152	
	Band Edge - L	
	U-NII-1_5.15-5.25_802.11ac VHT80_CH42_5210MHz	
ANT	8	
Pol.	Horizontal	Fundamental
Peak	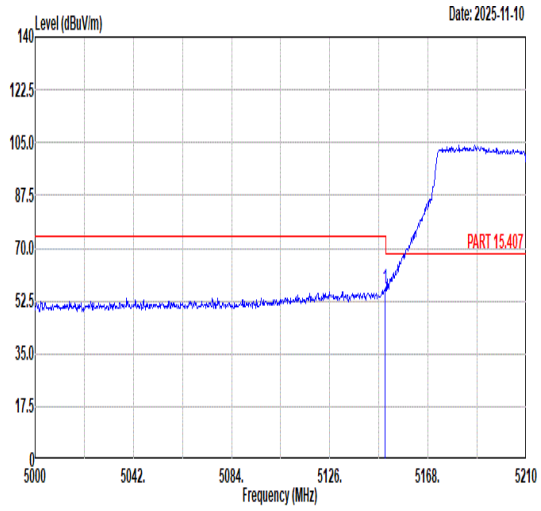 Freq Level Limit Line Margin (dB) Read Level Ant Factor Cable Loss Preamp Factor APos TPos Remark MHz dBuV/m dBuV/m dBuV dB/m dB dB cm deg 1 5149.73 56.46 74.00 -17.54 42.72 35.86 10.51 32.63 100 120 PEAK	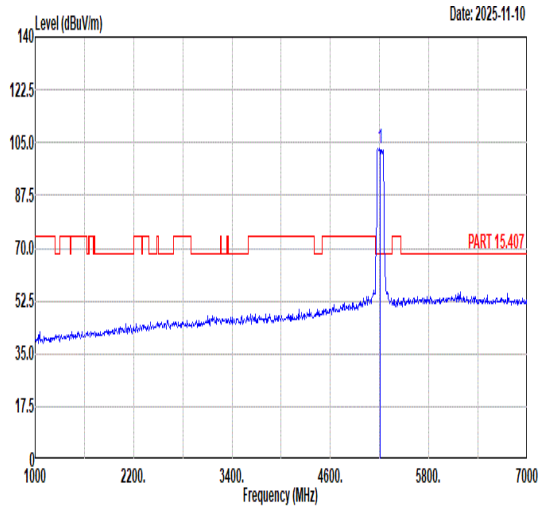 Freq Level Limit Line Margin (dB) Read Level Ant Factor Cable Loss Preamp Factor APos TPos Remark MHz dBuV/m dBuV/m dBuV dB/m dB dB cm deg 1 5210.00 103.16 ------ ------ 89.49 35.87 10.44 32.64 100 120 PEAK
Avg	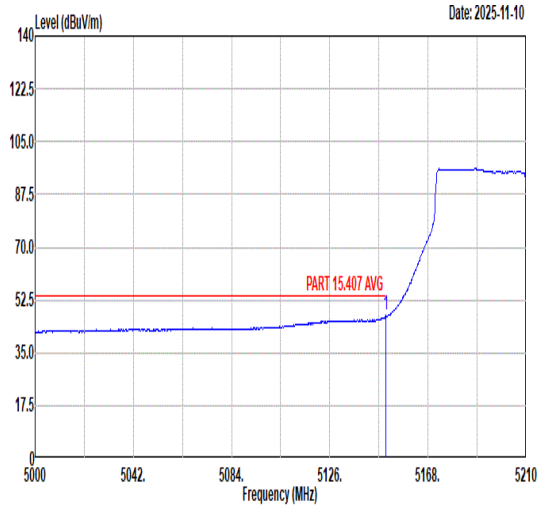 Freq Level Limit Line Margin (dB) Read Level Ant Factor Cable Loss Preamp Factor APos TPos Remark MHz dBuV/m dBuV/m dBuV dB/m dB dB cm deg 1 5149.94 47.32 54.00 -6.68 33.58 35.86 10.51 32.63 100 120 AVERAGE	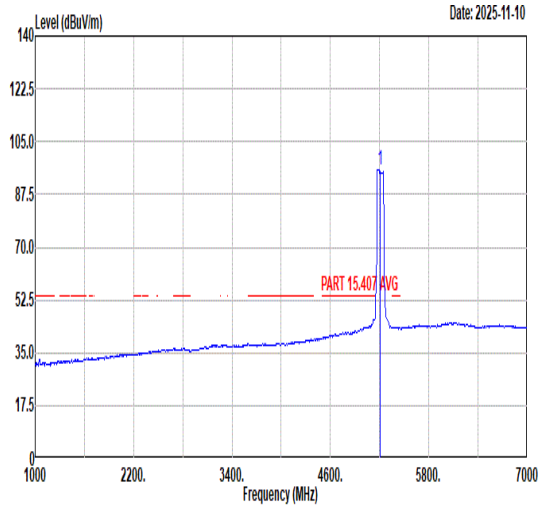 Freq Level Limit Line Margin (dB) Read Level Ant Factor Cable Loss Preamp Factor APos TPos Remark MHz dBuV/m dBuV/m dBuV dB/m dB dB cm deg 1 5210.00 95.84 ------ ------ 82.13 35.87 10.47 32.63 100 120 AVERAGE

Mode	152	
	Band Edge - R	
	U-NII-1_5.15-5.25_802.11ac VHT80_CH42_5210MHz	
ANT	8	
Pol.	Horizontal	Fundamental
Peak	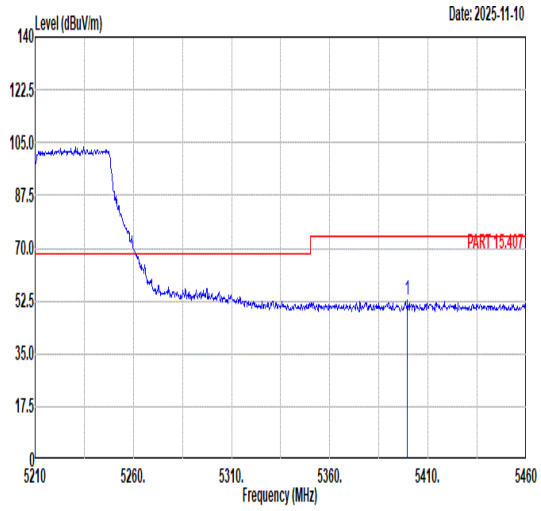 Freq Level Limit Line Margin (dB) Read Level Ant Factor Cable Loss Preamp Factor APos TPos Remark MHz dBuV/m dBuV/m dBuV dB/m dB dB cm deg 1 5399.50 52.90 74.00 -21.10 39.12 35.96 10.50 32.68 100 120 PEAK	Blank
Avg	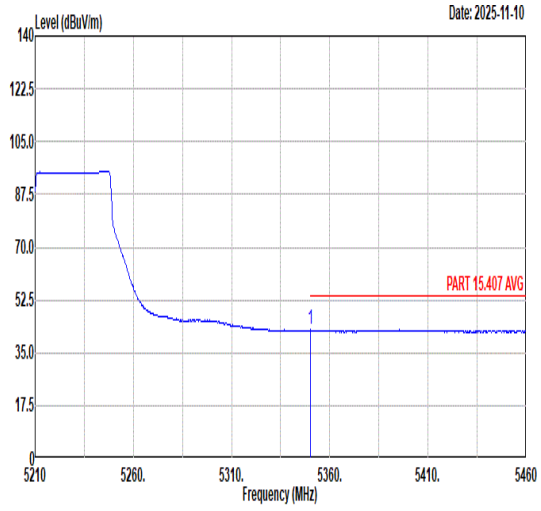 Freq Level Limit Line Margin (dB) Read Level Ant Factor Cable Loss Preamp Factor APos TPos Remark MHz dBuV/m dBuV/m dBuV dB/m dB dB cm deg 1 5350.25 42.59 54.00 -11.41 28.77 35.94 10.55 32.67 100 120 AVERAGE	Blank

Mode	152	
	Band Edge - L	
	U-NII-1_5.15-5.25_802.11ac VHT80_CH42_5210MHz	
ANT	8	
Pol.	Vertical	Fundamental
Peak	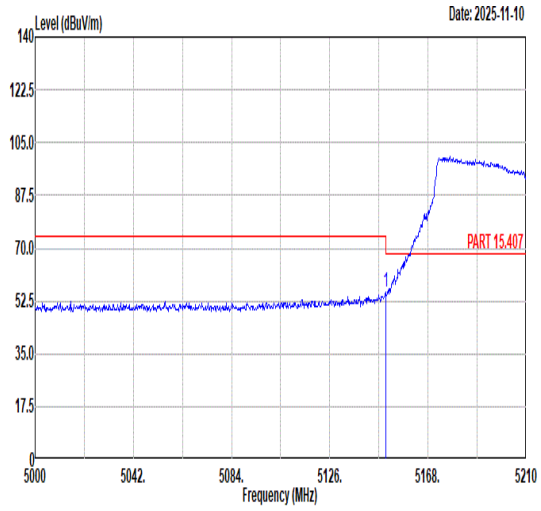 Freq Level Limit Line Margin (dB) Read Level Ant Factor Cable Loss Preamp Factor APos TPos Remark MHz dBuV/m dBuV/m dBuV dB/m dB dB cm deg 1 5149.94 55.30 74.00 -18.70 41.56 35.86 10.51 32.63 296 230 PEAK	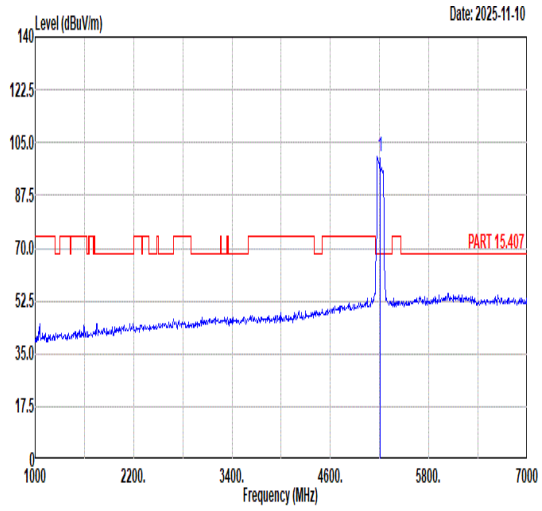 Freq Level Limit Line Margin (dB) Read Level Ant Factor Cable Loss Preamp Factor APos TPos Remark MHz dBuV/m dBuV/m dBuV dB/m dB dB cm deg 1 5210.00 100.14 ------ ------ 86.43 35.87 10.47 32.63 296 230 PEAK
Avg	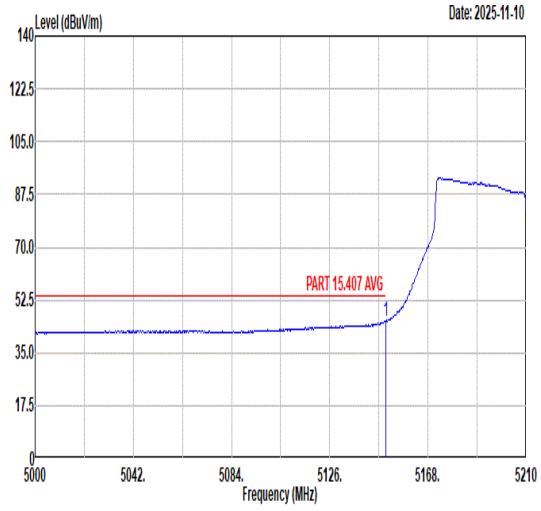 Freq Level Limit Line Margin (dB) Read Level Ant Factor Cable Loss Preamp Factor APos TPos Remark MHz dBuV/m dBuV/m dBuV dB/m dB dB cm deg 1 5149.94 45.57 54.00 -8.43 31.83 35.86 10.51 32.63 296 230 AVERAGE	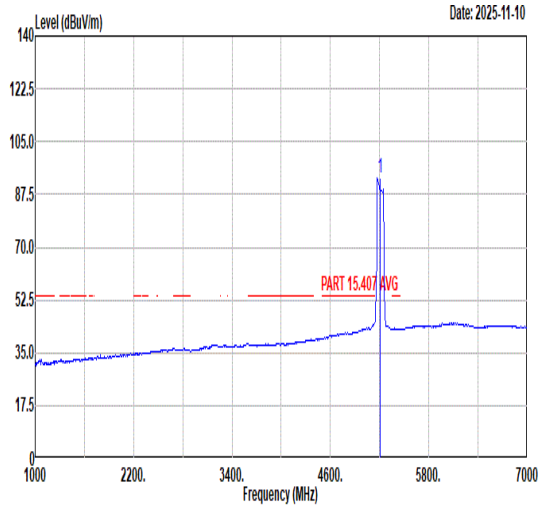 Freq Level Limit Line Margin (dB) Read Level Ant Factor Cable Loss Preamp Factor APos TPos Remark MHz dBuV/m dBuV/m dBuV dB/m dB dB cm deg 1 5210.00 92.73 ------ ------ 79.02 35.87 10.47 32.63 296 230 AVERAGE

Mode	152	
	Band Edge - R	
	U-NII-1_5.15-5.25_802.11ac VHT80_CH42_5210MHz	
ANT	8	
Pol.	Vertical	Fundamental
Peak	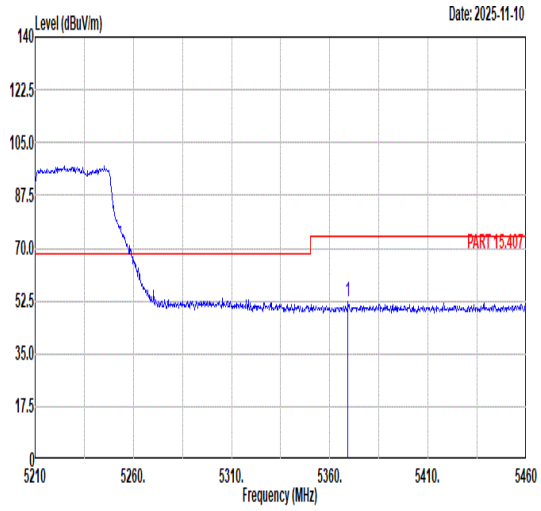 Freq Level Limit Line Margin (dB) Read Level Ant Factor Cable Loss Preamp Factor APos TPos Remark MHz dBuV/m dBuV/m dBuV dB/m dB dB cm deg 1 5369.25 52.06 74.00 -21.94 38.25 35.95 10.53 32.67 296 230 PEAK	Blank
Avg	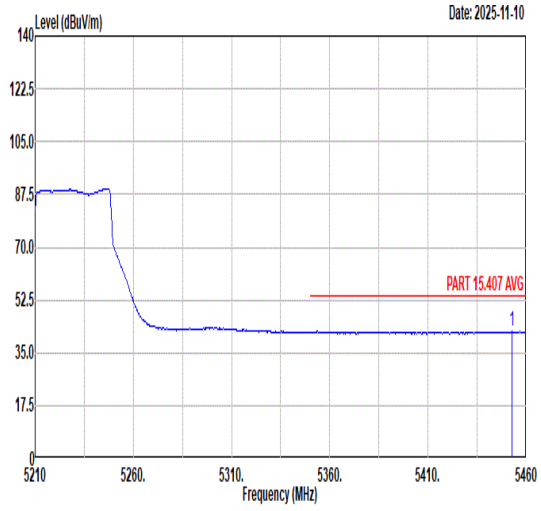 Freq Level Limit Line Margin (dB) Read Level Ant Factor Cable Loss Preamp Factor APos TPos Remark MHz dBuV/m dBuV/m dBuV dB/m dB dB cm deg 1 5452.75 42.19 54.00 -11.81 28.36 35.98 10.54 32.69 296 230 AVERAGE	Blank

Mode	153	
	Band Edge - L	
	U-NII-2A_5.25-5.35_802.11ac VHT80_CH58_5290MHz	
ANT	8	
Pol.	Horizontal	Fundamental
Peak	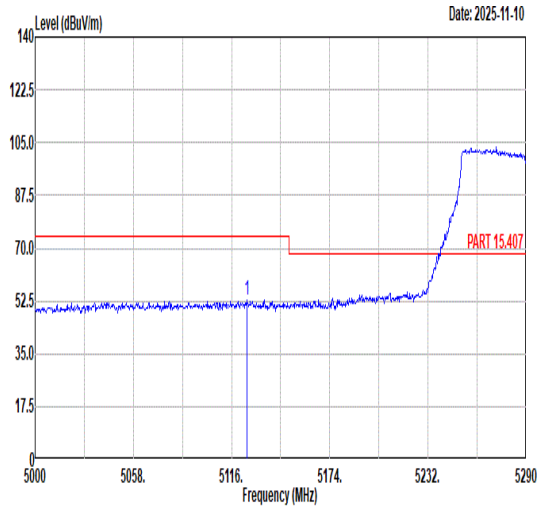 Freq Level Limit Line Margin (dB) Read Level Ant Factor Cable Loss Preamp Factor APos TPos Remark MHz dBuV/m dBuV/m dBuV dB/m dB dB cm deg 1 5124.99 52.62 74.00 -21.38 38.83 35.85 10.56 32.62 100 120 PEAK	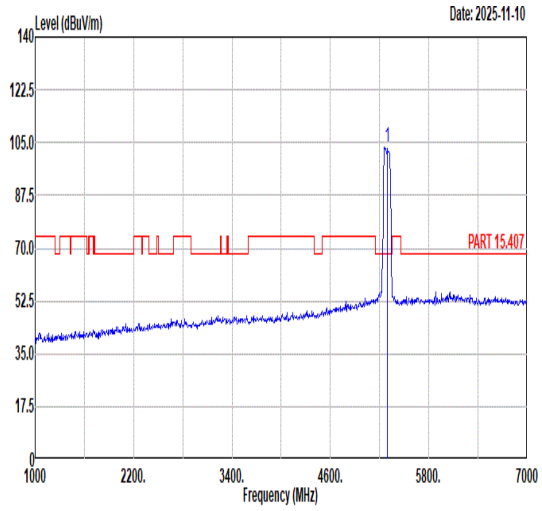 Freq Level Limit Line Margin (dB) Read Level Ant Factor Cable Loss Preamp Factor APos TPos Remark MHz dBuV/m dBuV/m dBuV dB/m dB dB cm deg 1 5290.00 103.60 ------ ------ 89.83 35.90 10.52 32.65 100 120 PEAK
Avg	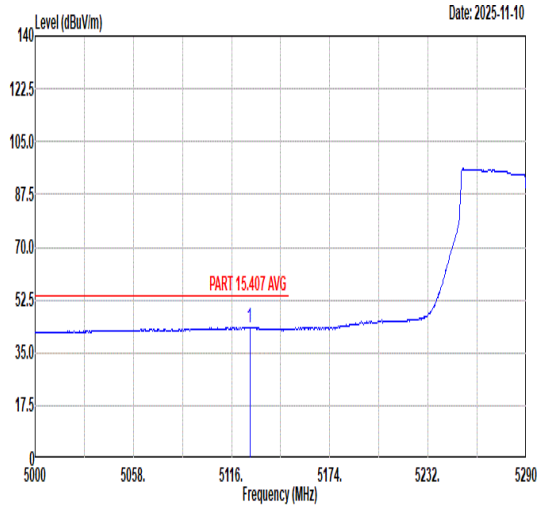 Freq Level Limit Line Margin (dB) Read Level Ant Factor Cable Loss Preamp Factor APos TPos Remark MHz dBuV/m dBuV/m dBuV dB/m dB dB cm deg 1 5126.73 43.32 54.00 -10.68 29.54 35.85 10.56 32.63 100 120 AVERAGE	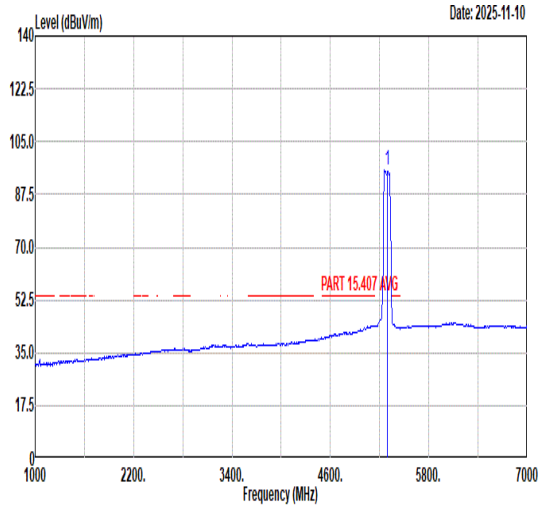 Freq Level Limit Line Margin (dB) Read Level Ant Factor Cable Loss Preamp Factor APos TPos Remark MHz dBuV/m dBuV/m dBuV dB/m dB dB cm deg 1 5290.00 95.81 ------ ------ 82.05 35.90 10.51 32.65 100 120 AVERAGE

Mode	153	
	Band Edge - R	
	U-NII-2A_5.25-5.35_802.11ac VHT80_CH58_5290MHz	
ANT	8	
Pol.	Horizontal	Fundamental
Peak	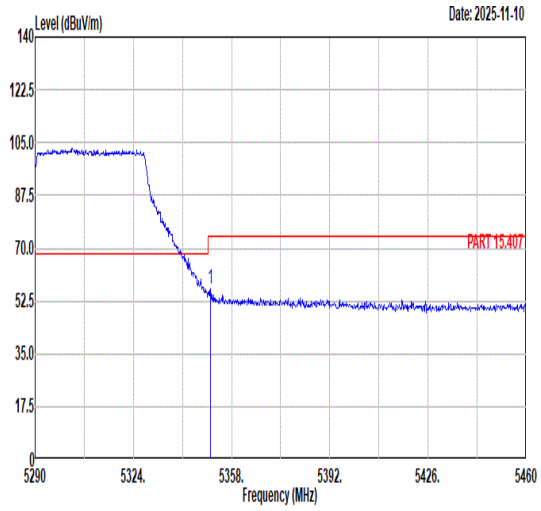 Freq Level Limit Line Margin (dB) Read Level Ant Factor Cable Loss Preamp Factor APos TPos Remark MHz dBuV/m dBuV/m dBuV dB/m dB dB cm deg 1 5350.69 56.64 74.00 -17.36 42.82 35.94 10.55 32.67 100 120 PEAK	Blank
Avg	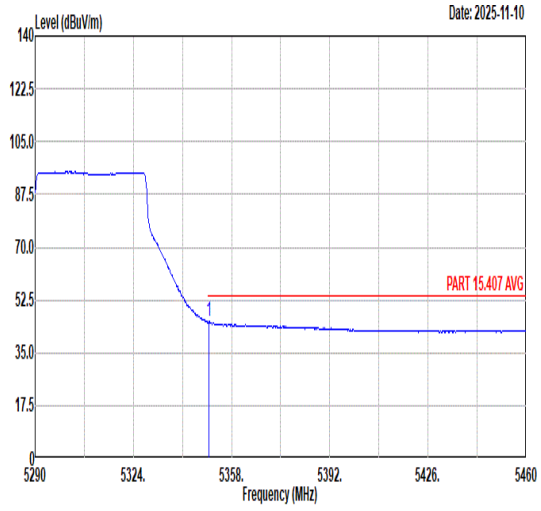 Freq Level Limit Line Margin (dB) Read Level Ant Factor Cable Loss Preamp Factor APos TPos Remark MHz dBuV/m dBuV/m dBuV dB/m dB dB cm deg 1 5350.18 45.21 54.00 -8.79 31.39 35.94 10.55 32.67 100 120 AVERAGE	Blank

Mode	153	
	Band Edge - L	
	U-NII-2A_5.25-5.35_802.11ac VHT80_CH58_5290MHz	
ANT	8	
Pol.	Vertical	Fundamental
Peak	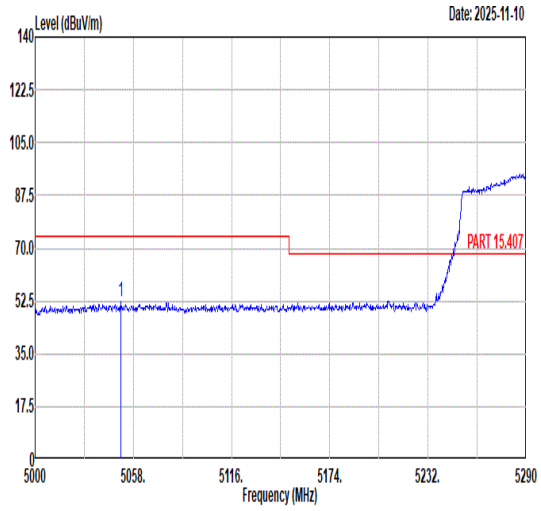 Freq Level Limit Line Margin (dB) Read Level Ant Factor Cable Loss Preamp Factor APos TPos Remark MHz dBuV/m dBuV/m dBuV dB/m dB dB cm deg 1 5050.75 52.49 74.00 -21.51 38.78 35.82 10.50 32.61 391 299 PEAK	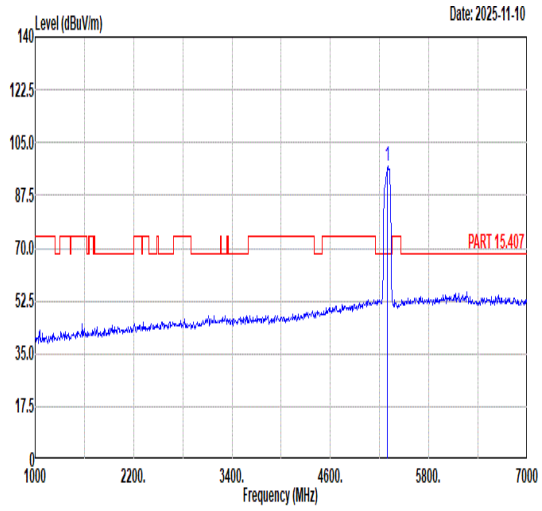 Freq Level Limit Line Margin (dB) Read Level Ant Factor Cable Loss Preamp Factor APos TPos Remark MHz dBuV/m dBuV/m dBuV dB/m dB dB cm deg 1 5290.00 97.19 ------ ------ 83.34 35.92 10.59 32.66 391 299 PEAK
Avg	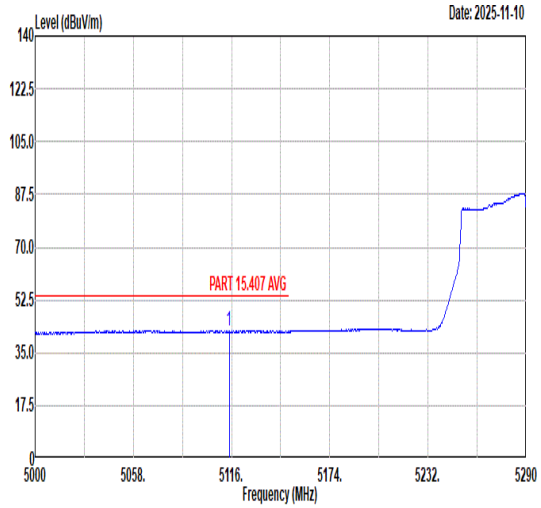 Freq Level Limit Line Margin (dB) Read Level Ant Factor Cable Loss Preamp Factor APos TPos Remark MHz dBuV/m dBuV/m dBuV dB/m dB dB cm deg 1 5114.55 42.42 54.00 -11.58 28.61 35.85 10.58 32.62 391 299 AVERAGE	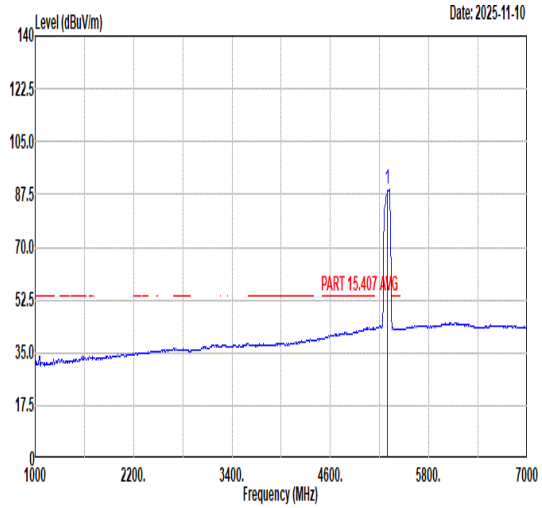 Freq Level Limit Line Margin (dB) Read Level Ant Factor Cable Loss Preamp Factor APos TPos Remark MHz dBuV/m dBuV/m dBuV dB/m dB dB cm deg 1 5290.00 89.15 ------ ------ 75.31 35.93 10.58 32.67 391 299 AVERAGE

Mode	153	
	Band Edge - R	
	U-NII-2A_5.25-5.35_802.11ac VHT80_CH58_5290MHz	
ANT	8	
Pol.	Vertical	Fundamental
Peak	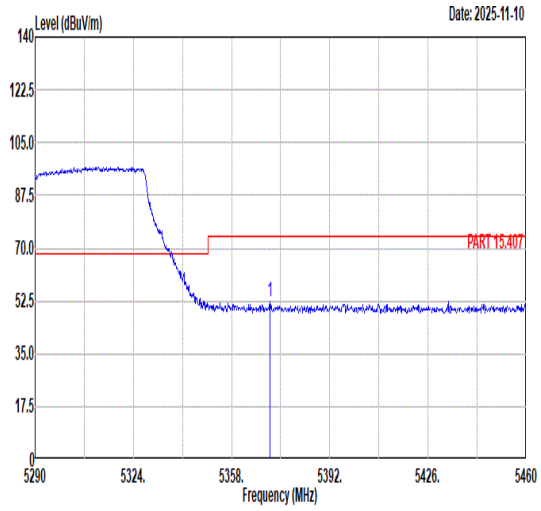 Freq Level Limit Line Margin (dB) Read Level Ant Factor Cable Loss Preamp Factor APos TPos Remark MHz dBuV/m dBuV/m dBuV dB/m dB dB cm deg 1 5371.26 52.34 74.00 -21.66 38.53 35.95 10.53 32.67 391 299 PEAK	Blank
Avg	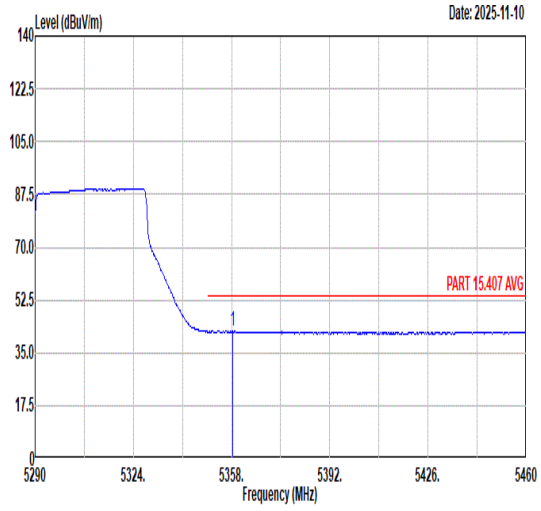 Freq Level Limit Line Margin (dB) Read Level Ant Factor Cable Loss Preamp Factor APos TPos Remark MHz dBuV/m dBuV/m dBuV dB/m dB dB cm deg 1 5358.34 42.29 54.00 -11.71 28.48 35.94 10.54 32.67 391 299 AVERAGE	Blank

Mode	154	
	Band Edge - L	
	U-NII-2C_5.47-5.725_802.11ac VHT80_CH106_5530MHz	
ANT	8	
Pol.	Horizontal	Fundamental
Peak	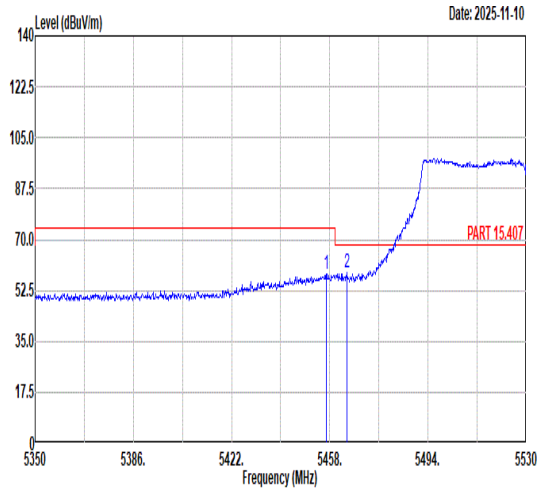 Freq Level Limit Line Margin (dB) Read Level Ant Factor Cable Loss Preamp Factor APos TPos Remark MHz dBuV/m dBuV/m dBuV dB/m dB dB cm deg 1 5456.74 58.00 74.00 -16.00 44.17 35.98 10.54 32.69 308 144 PEAK 2 5464.30 58.50 68.30 -9.80 44.65 35.99 10.55 32.69 308 144 PEAK	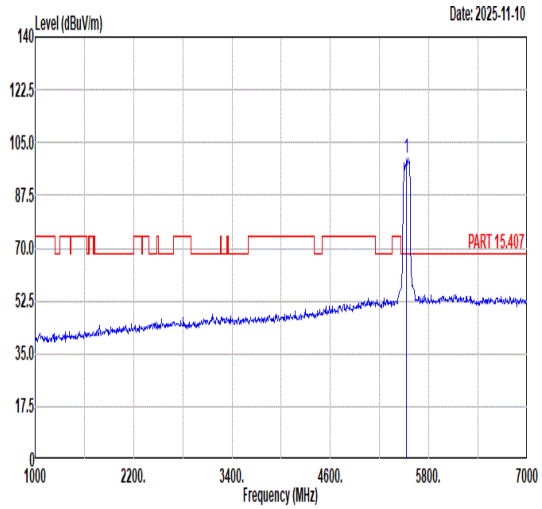 Freq Level Limit Line Margin (dB) Read Level Ant Factor Cable Loss Preamp Factor APos TPos Remark MHz dBuV/m dBuV/m dBuV dB/m dB dB cm deg 1 5530.00 99.86 ------ ------ 85.88 36.07 10.63 32.72 308 144 PEAK
Avg	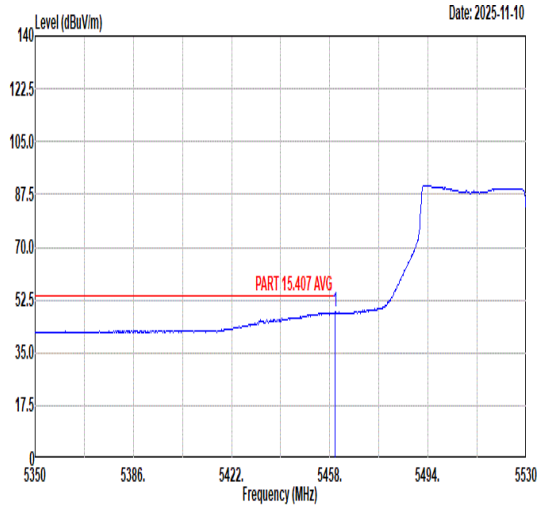 Freq Level Limit Line Margin (dB) Read Level Ant Factor Cable Loss Preamp Factor APos TPos Remark MHz dBuV/m dBuV/m dBuV dB/m dB dB cm deg 1 5459.98 48.50 54.00 -5.50 34.67 35.98 10.54 32.69 308 144 AVERAGE	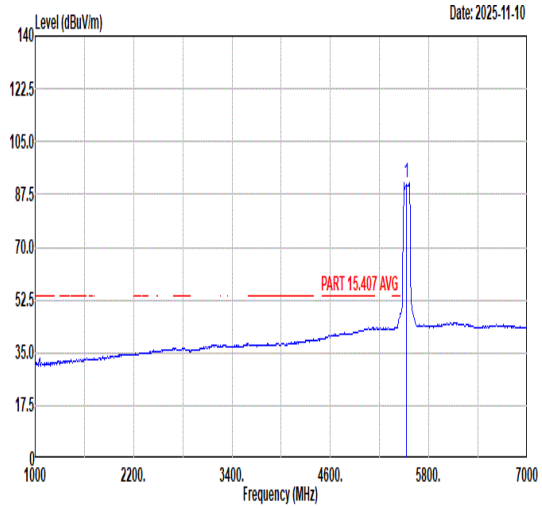 Freq Level Limit Line Margin (dB) Read Level Ant Factor Cable Loss Preamp Factor APos TPos Remark MHz dBuV/m dBuV/m dBuV dB/m dB dB cm deg 1 5530.00 91.33 ------ ------ 77.29 36.11 10.66 32.73 308 144 AVERAGE

Mode	154	
	Band Edge - R	
	U-NII-2C_5.47-5.725_802.11ac VHT80_CH106_5530MHz	
ANT	8	
Pol.	Horizontal	Fundamental
Peak	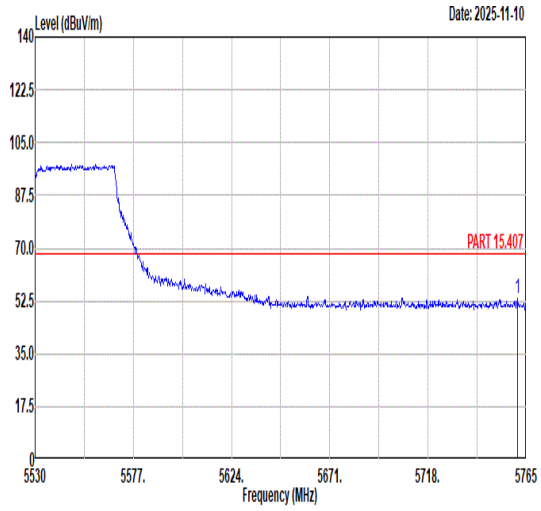 Freq Level Limit Line Margin (dB) Read Level Ant Factor Cable Loss Preamp Factor APos TPos Remark MHz dBuV/m dBuV/m dBuV dB/m dB dB cm deg 1 5761.01 53.32 68.30 -14.98 38.85 36.42 10.85 32.80 308 144 PEAK	Blank

Mode	154	
	Band Edge - L	
	U-NII-2C_5.47-5.725_802.11ac VHT80_CH106_5530MHz	
ANT	8	
Pol.	Vertical	Fundamental
Peak	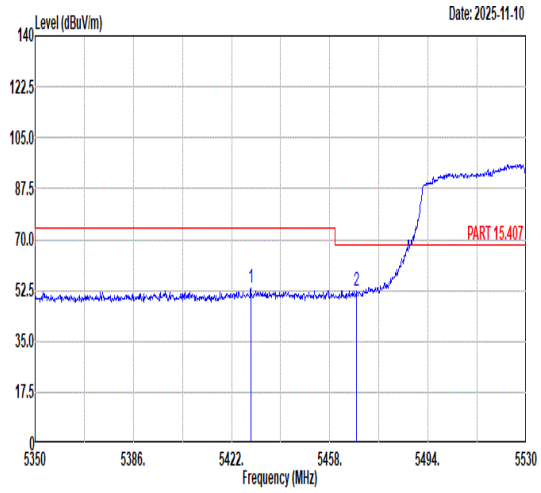 Freq Level Limit Line Margin (dB) Read Level Ant Factor Cable Loss Preamp Factor APos TPos Remark MHz dBuV/m dBuV/m dBuV dB/m dB dB cm deg 1 5429.02 53.39 74.00 -20.61 39.59 35.97 10.52 32.69 391 351 PEAK 2 5467.90 52.48 68.30 -15.82 38.63 35.99 10.55 32.69 391 351 PEAK	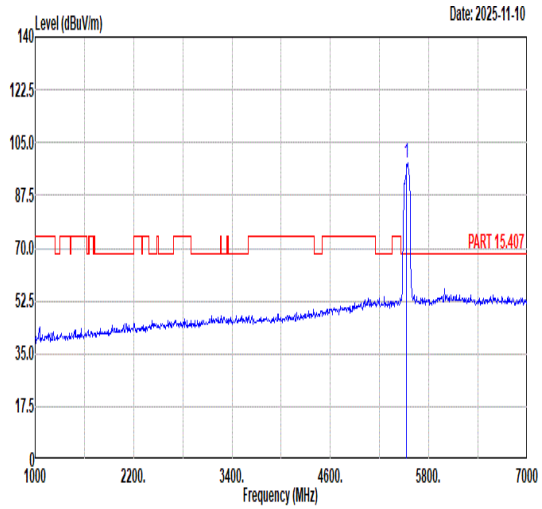 Freq Level Limit Line Margin (dB) Read Level Ant Factor Cable Loss Preamp Factor APos TPos Remark MHz dBuV/m dBuV/m dBuV dB/m dB dB cm deg 1 5530.00 98.50 ------ ------ 84.52 36.07 10.63 32.72 391 351 PEAK
Avg	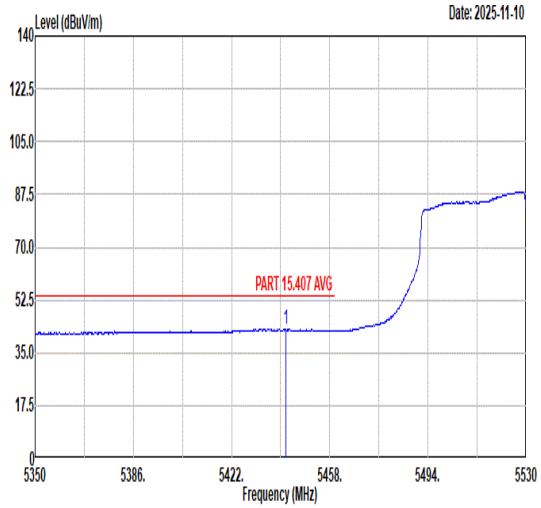 Freq Level Limit Line Margin (dB) Read Level Ant Factor Cable Loss Preamp Factor APos TPos Remark MHz dBuV/m dBuV/m dBuV dB/m dB dB cm deg 1 5441.80 43.04 54.00 -10.96 29.22 35.98 10.53 32.69 391 351 AVERAGE	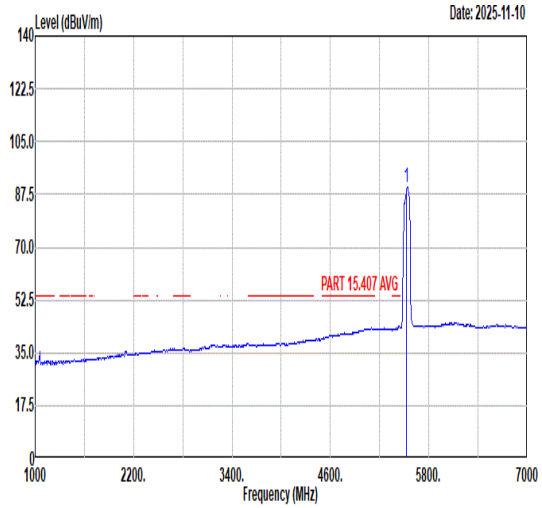 Freq Level Limit Line Margin (dB) Read Level Ant Factor Cable Loss Preamp Factor APos TPos Remark MHz dBuV/m dBuV/m dBuV dB/m dB dB cm deg 1 5530.00 89.61 ------ ------ 75.64 36.06 10.62 32.71 391 351 AVERAGE

Mode	154	
	Band Edge - R	
	U-NII-2C_5.47-5.725_802.11ac VHT80_CH106_5530MHz	
ANT	8	
Pol.	Vertical	Fundamental
Peak	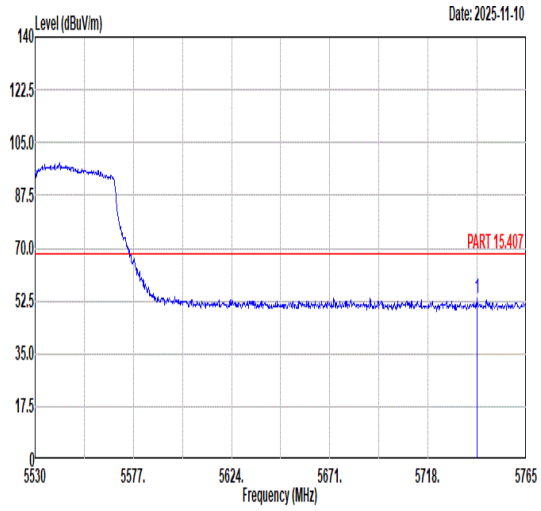 Freq Level Limit Line Margin (dB) Read Level Ant Factor Cable Loss Preamp Factor APos TPos Remark MHz dBuV/m dBuV/m dBuV dB/m dB dB cm deg 1 5741.50 53.40 68.30 -14.90 38.95 36.39 10.86 32.80 391 351 PEAK	Blank

Mode	155	
	Band Edge - L	
	U-NII-2C_5.47-5.725_802.11ac VHT80_CH122_5610MHz	
ANT	8	
Pol.	Horizontal	Fundamental
Peak	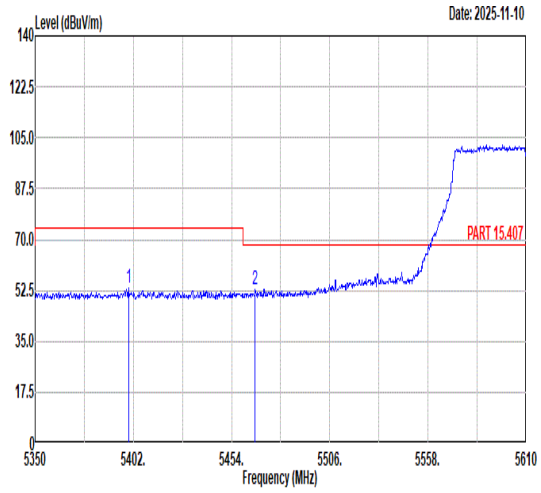 Freq Level Limit Line Margin (dB) Read Level Ant Factor Cable Loss Preamp Factor APos TPos Remark MHz dBuV/m dBuV/m dBuV dB/m dB dB cm deg 1 5399.40 53.14 74.00 -20.86 39.36 35.96 10.50 32.68 107 123 PEAK 2 5466.48 52.96 68.30 -15.34 39.11 35.99 10.55 32.69 107 123 PEAK	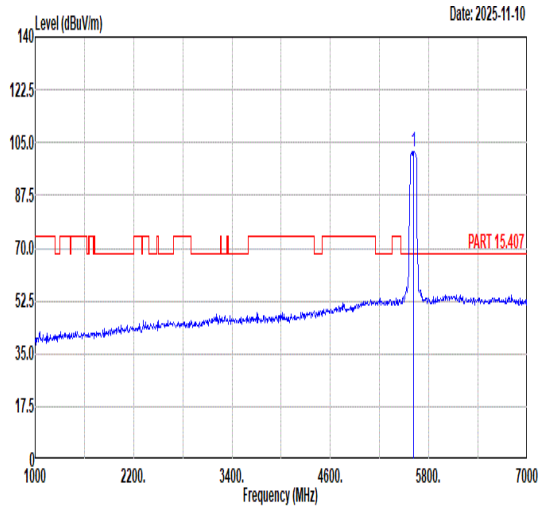 Freq Level Limit Line Margin (dB) Read Level Ant Factor Cable Loss Preamp Factor APos TPos Remark MHz dBuV/m dBuV/m dBuV dB/m dB dB cm deg 1 5610.00 102.11 ------ ------ 87.91 36.20 10.75 32.75 107 123 PEAK
Avg	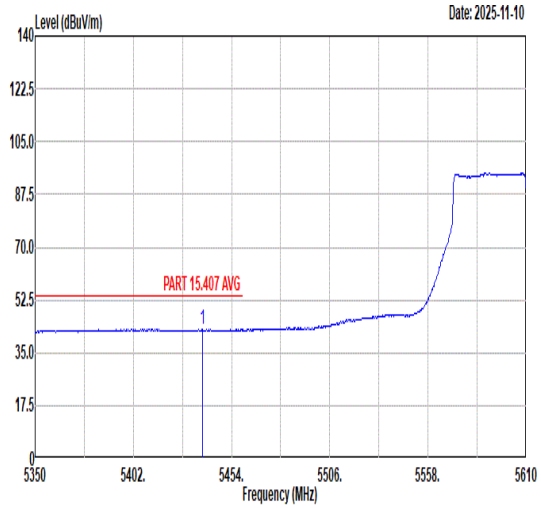 Freq Level Limit Line Margin (dB) Read Level Ant Factor Cable Loss Preamp Factor APos TPos Remark MHz dBuV/m dBuV/m dBuV dB/m dB dB cm deg 1 5438.66 42.77 54.00 -11.23 28.95 35.98 10.53 32.69 107 123 AVERAGE	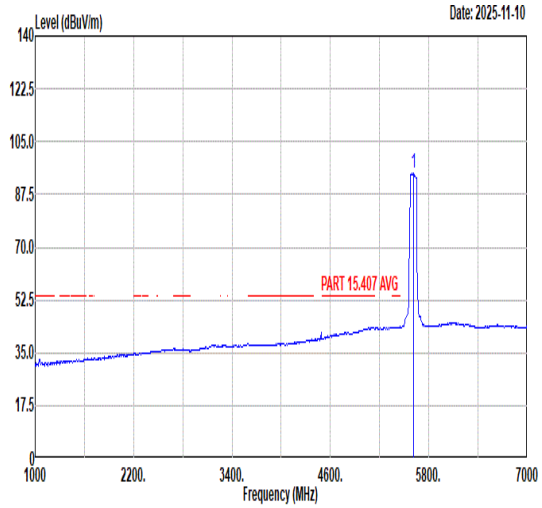 Freq Level Limit Line Margin (dB) Read Level Ant Factor Cable Loss Preamp Factor APos TPos Remark MHz dBuV/m dBuV/m dBuV dB/m dB dB cm deg 1 5610.00 94.58 ------ ------ 80.42 36.18 10.73 32.75 107 123 AVERAGE

Mode	155	
	Band Edge - R	
	U-NII-2C_5.47-5.725_802.11ac VHT80_CH122_5610MHz	
ANT	8	
Pol.	Horizontal	Fundamental
Peak	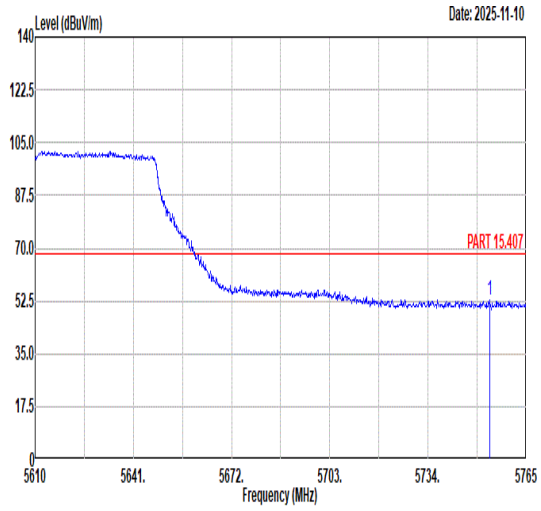 Freq Level Limit Line Margin (dB) Read Level Ant Factor Cable Loss Preamp Factor APos TPos Remark MHz dBuV/m dBuV/m dBuV dB/m dB dB cm deg 1 5753.53 53.07 68.30 -15.23 38.61 36.41 10.85 32.80 107 123 PEAK	Blank