| Mode | 155 | |
|---|---|---|
| | Band Edge - L | |
| | U-NII-2C_5.47-5.725_802.11ac VHT80_CH122_5610MHz | |
| ANT | 8 | |
| Pol. | Vertical | Fundamental |
| Peak | 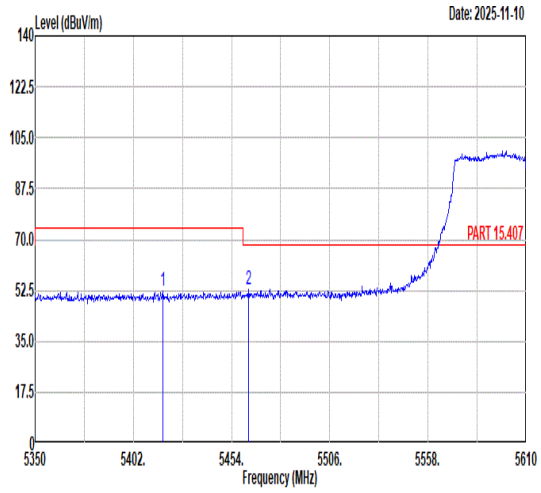 <br>Freq Level Limit Line Margin (dB) Read Level Ant Factor Cable Loss Preamp Factor APos TPos Remark<br>MHz dBuV/m dBuV/m dBuV dB/m dB dB cm deg<br>1 5417.60 52.26 74.00 -21.74 38.46 35.97 10.51 32.68 347 235 PEAK<br>2 5462.84 53.00 68.30 -15.30 39.15 35.99 10.55 32.69 347 235 PEAK | 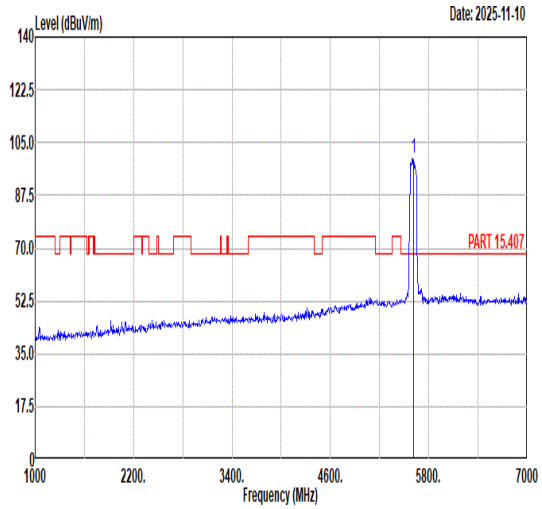 <br>Freq Level Limit Line Margin (dB) Read Level Ant Factor Cable Loss Preamp Factor APos TPos Remark<br>MHz dBuV/m dBuV/m dBuV dB/m dB dB cm deg<br>1 5610.00 99.65 ------ ------ 85.54 36.15 10.70 32.74 347 235 PEAK |
| Avg | 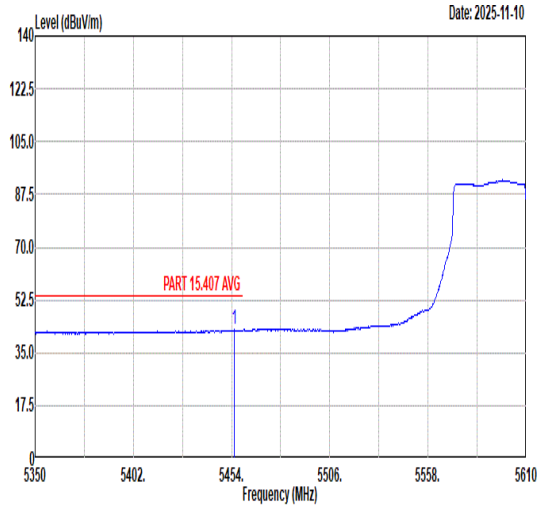 <br>Freq Level Limit Line Margin (dB) Read Level Ant Factor Cable Loss Preamp Factor APos TPos Remark<br>MHz dBuV/m dBuV/m dBuV dB/m dB dB cm deg<br>1 5455.30 42.67 54.00 -11.33 28.84 35.98 10.54 32.69 347 235 AVERAGE | 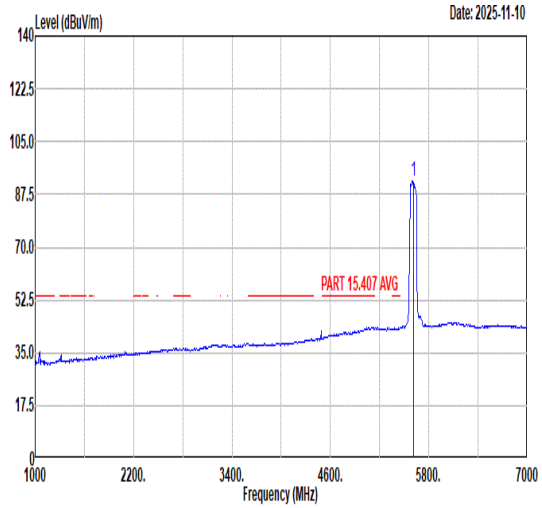 <br>Freq Level Limit Line Margin (dB) Read Level Ant Factor Cable Loss Preamp Factor APos TPos Remark<br>MHz dBuV/m dBuV/m dBuV dB/m dB dB cm deg<br>1 5610.00 92.00 ------ ------ 77.89 36.15 10.70 32.74 347 235 AVERAGE |

| | | |
|---|---|---|
| Mode | 155 | |
| | Band Edge - R | |
| | U-NII-2C_5.47-5.725_802.11ac VHT80_CH122_5610MHz | |
| ANT | 8 | |
| Pol. | Vertical | Fundamental |
| Peak | 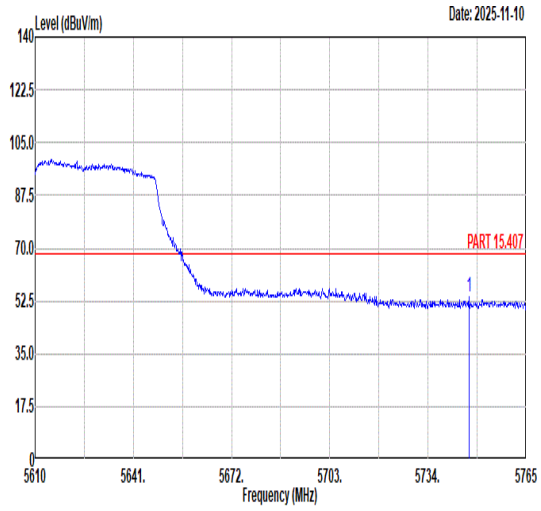 <br>Freq Level Limit Line Margin (dB) Read Level Ant Factor Cable Loss Preamp Factor APos TPos Remark<br>MHz dBuV/m dBuV/m dBuV dB/m dB dB cm deg<br>1 5746.87 53.62 68.30 -14.68 39.17 36.39 10.86 32.80 347 235 PEAK | Blank |

| Mode | 156 | |
|---|---|---|
| | Band Edge - L | |
| | U-NII-2A_5.25-5.35_802.11ac VHT160_CH50_5250MHz | |
| ANT | 8 | |
| Pol. | Horizontal | Fundamental |
| Peak | 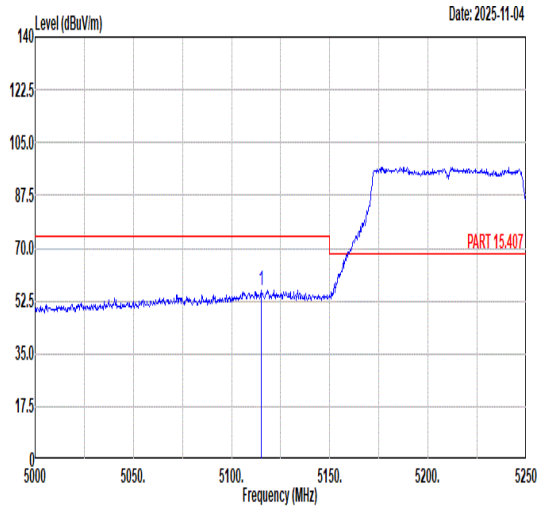 <br>Freq Level Limit Line Margin (dB) Read Level Ant Factor Cable Loss Preamp Factor APos TPos Remark<br>MHz dBuV/m dBuV/m dBuV dB/m dB dB cm deg<br>1 5115.00 56.22 74.00 -17.78 42.41 35.85 10.58 32.62 276 125 PEAK | 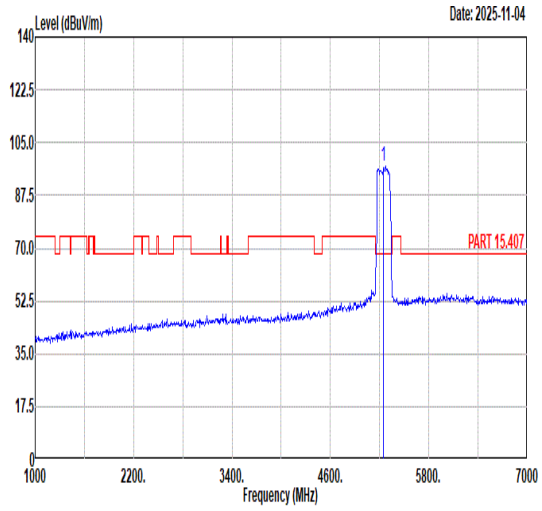 <br>Freq Level Limit Line Margin (dB) Read Level Ant Factor Cable Loss Preamp Factor APos TPos Remark<br>MHz dBuV/m dBuV/m dBuV dB/m dB dB cm deg<br>1 5250.00 97.02 ------ ------ 83.21 35.91 10.55 32.65 276 125 PEAK |
| Avg | 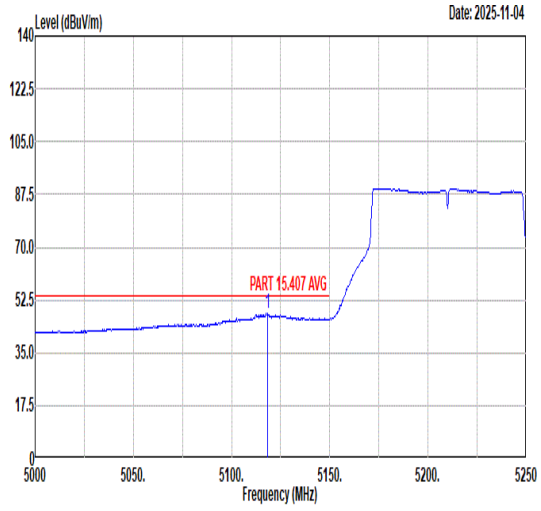 <br>Freq Level Limit Line Margin (dB) Read Level Ant Factor Cable Loss Preamp Factor APos TPos Remark<br>MHz dBuV/m dBuV/m dBuV dB/m dB dB cm deg<br>1 5118.50 48.29 54.00 -5.71 34.48 35.85 10.58 32.62 276 125 AVERAGE | 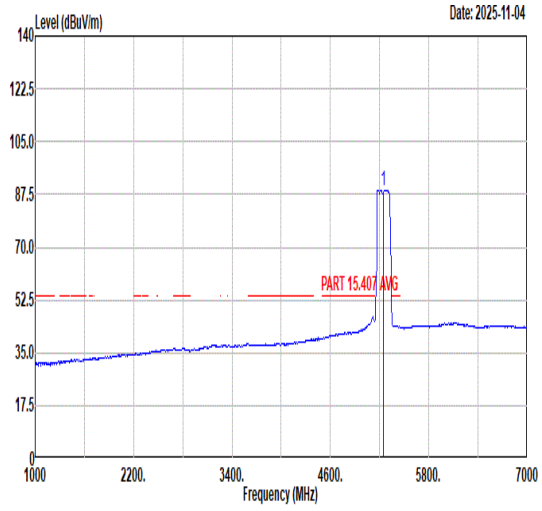 <br>Freq Level Limit Line Margin (dB) Read Level Ant Factor Cable Loss Preamp Factor APos TPos Remark<br>MHz dBuV/m dBuV/m dBuV dB/m dB dB cm deg<br>1 5250.00 89.01 ------ ------ 75.32 35.87 10.46 32.64 276 125 AVERAGE |

| Mode | 156 | |
|---|---|---|
| | Band Edge - R | |
| | U-NII-2A_5.25-5.35_802.11ac VHT160_CH50_5250MHz | |
| ANT | 8 | |
| Pol. | Horizontal | Fundamental |
| Peak | 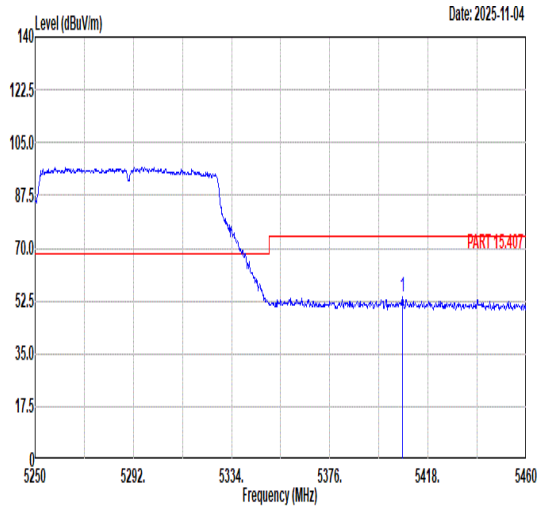 <br>Freq Level Limit Line Margin (dB) Read Level Ant Factor Cable Loss Preamp Factor APos TPos Remark<br>MHz dBuV/m dBuV/m dBuV dB/m dB dB cm deg<br>1 5407.08 53.63 74.00 -20.37 39.85 35.96 10.50 32.68 276 125 PEAK | Blank |
| Avg | 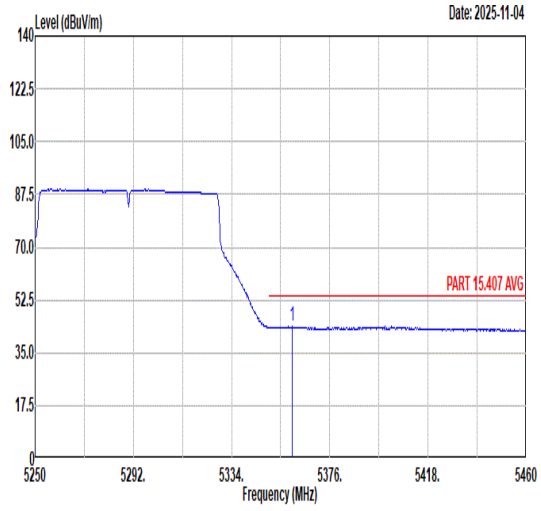 <br>Freq Level Limit Line Margin (dB) Read Level Ant Factor Cable Loss Preamp Factor APos TPos Remark<br>MHz dBuV/m dBuV/m dBuV dB/m dB dB cm deg<br>1 5359.83 43.73 54.00 -10.27 29.92 35.94 10.54 32.67 276 125 AVERAGE | Blank |

| Mode | 156 | |
|---|---|---|
| | Band Edge - L | |
| | U-NII-2A_5.25-5.35_802.11ac VHT160_CH50_5250MHz | |
| ANT | 8 | |
| Pol. | Vertical | Fundamental |
| Peak | 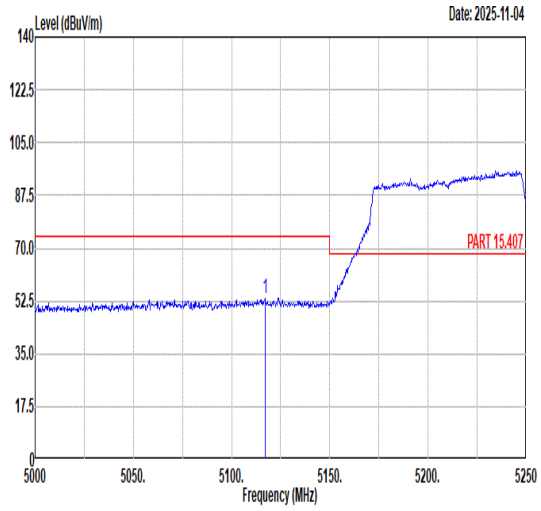 <br>Freq Level Limit Line Margin (dB) Read Level Ant Factor Cable Loss Preamp Factor APos TPos Remark<br>MHz dBuV/m dBuV/m dBuV dB/m dB dB cm deg<br>1 5117.00 53.47 74.00 -20.53 39.66 35.85 10.58 32.62 302 232 PEAK | 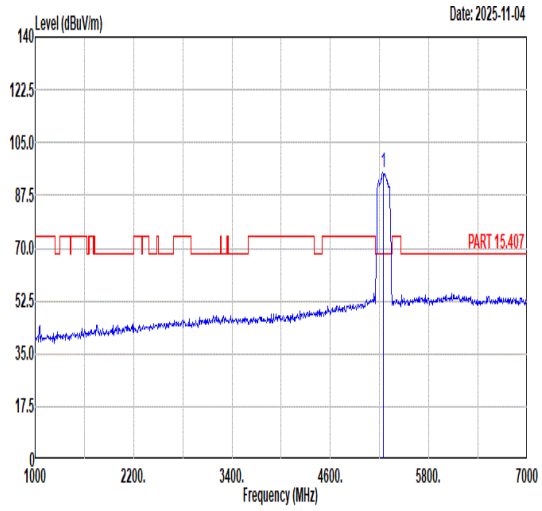 <br>Freq Level Limit Line Margin (dB) Read Level Ant Factor Cable Loss Preamp Factor APos TPos Remark<br>MHz dBuV/m dBuV/m dBuV dB/m dB dB cm deg<br>1 5250.00 95.19 ------ ------ 81.47 35.89 10.48 32.65 302 232 PEAK |
| Avg | 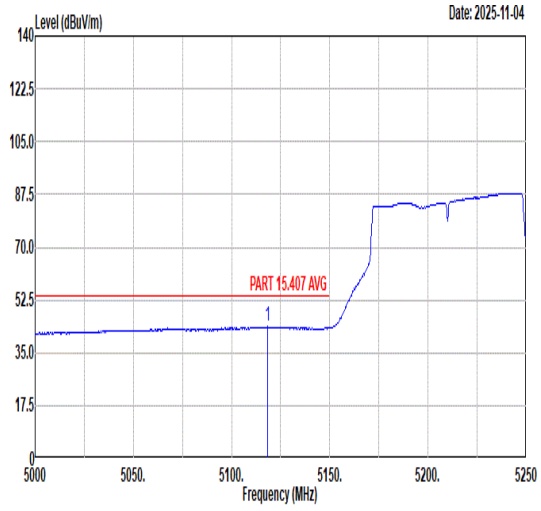 <br>Freq Level Limit Line Margin (dB) Read Level Ant Factor Cable Loss Preamp Factor APos TPos Remark<br>MHz dBuV/m dBuV/m dBuV dB/m dB dB cm deg<br>1 5118.25 43.62 54.00 -10.38 29.81 35.85 10.58 32.62 302 232 AVERAGE | 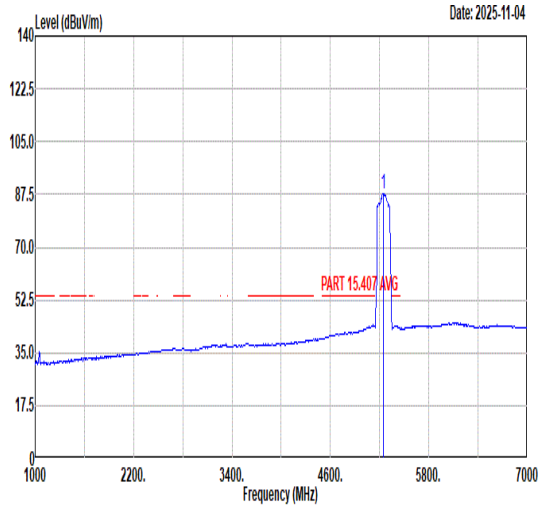 <br>Freq Level Limit Line Margin (dB) Read Level Ant Factor Cable Loss Preamp Factor APos TPos Remark<br>MHz dBuV/m dBuV/m dBuV dB/m dB dB cm deg<br>1 5250.00 87.66 ------ ------ 73.90 35.90 10.51 32.65 302 232 AVERAGE |

| Mode | 156 | |
|---|---|---|
| | Band Edge - R | |
| | U-NII-2A_5.25-5.35_802.11ac VHT160_CH50_5250MHz | |
| ANT | 8 | |
| Pol. | Vertical | Fundamental |
| Peak | 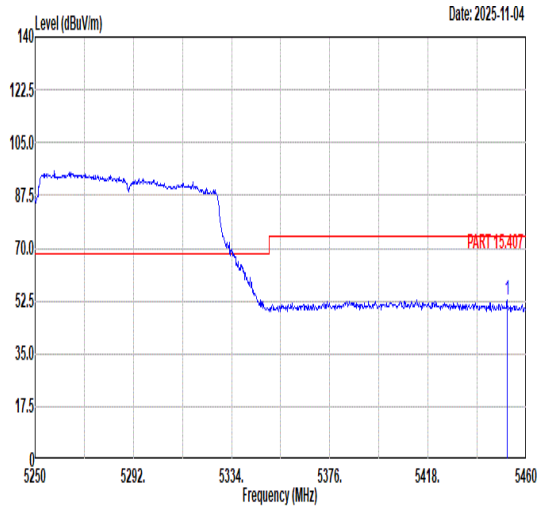 <br>Freq Level Limit Line Margin (dB) Read Level Ant Factor Cable Loss Preamp Factor APos TPos Remark<br>MHz dBuV/m dBuV/m dBuV dB/m dB dB cm deg<br>1 5451.81 52.89 74.00 -21.11 39.06 35.98 10.54 32.69 302 232 PEAK | Blank |
| Avg | 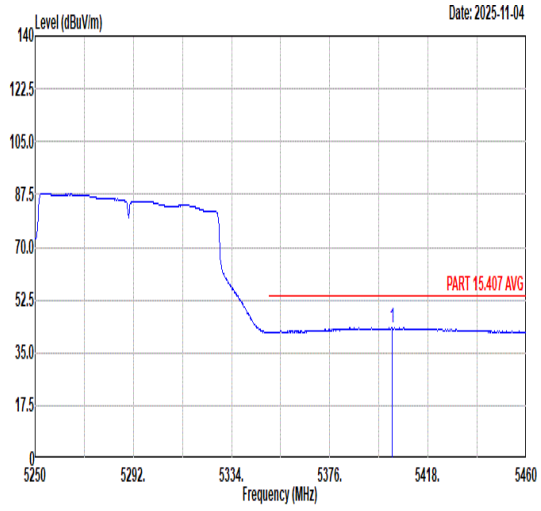 <br>Freq Level Limit Line Margin (dB) Read Level Ant Factor Cable Loss Preamp Factor APos TPos Remark<br>MHz dBuV/m dBuV/m dBuV dB/m dB dB cm deg<br>1 5402.67 43.36 54.00 -10.64 29.58 35.96 10.50 32.68 302 232 AVERAGE | Blank |

| Mode | 157 | |
|---|---|---|
| | Band Edge - L | |
| | U-NII-2C_5.47-5.725_802.11ac VHT160_CH114_5570MHz | |
| ANT | 8 | |
| Pol. | Horizontal | Fundamental |
| Peak | 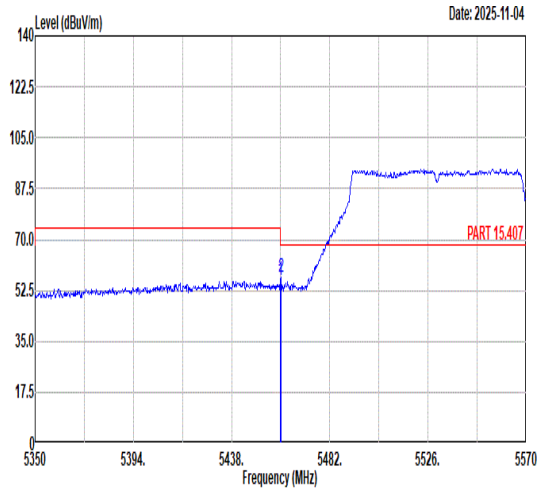 <br>Freq Level Limit Line Margin (dB) Read Level Ant Factor Cable Loss Preamp Factor APos TPos Remark<br>MHz dBuV/m dBuV/m dBuV dB/m dB dB cm deg<br>1 5459.99 56.21 74.00 -17.79 42.38 35.98 10.54 32.69 250 130 PEAK<br>2 5460.22 57.28 68.30 -11.02 43.45 35.98 10.54 32.69 250 130 PEAK | 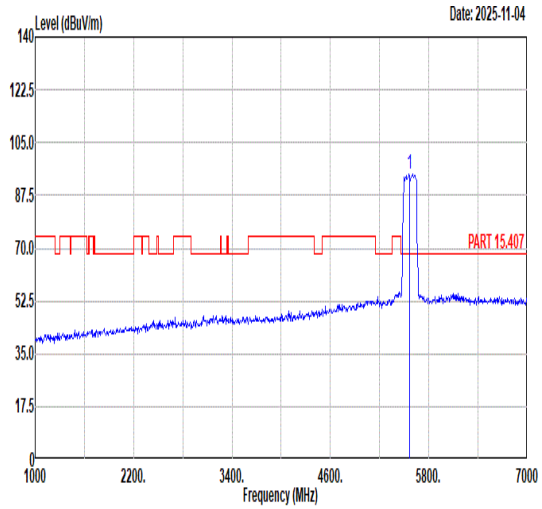 <br>Freq Level Limit Line Margin (dB) Read Level Ant Factor Cable Loss Preamp Factor APos TPos Remark<br>MHz dBuV/m dBuV/m dBuV dB/m dB dB cm deg<br>1 5570.00 94.66 ------ ------ 80.63 36.10 10.65 32.72 250 130 PEAK |
| Avg | 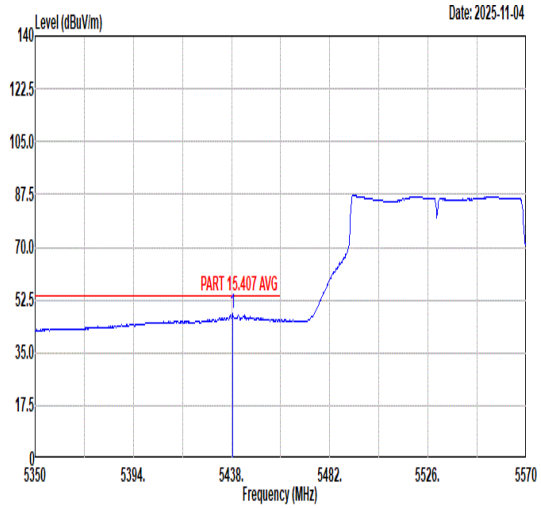 <br>Freq Level Limit Line Margin (dB) Read Level Ant Factor Cable Loss Preamp Factor APos TPos Remark<br>MHz dBuV/m dBuV/m dBuV dB/m dB dB cm deg<br>1 5438.66 48.13 54.00 -5.87 34.31 35.98 10.53 32.69 250 130 AVERAGE | 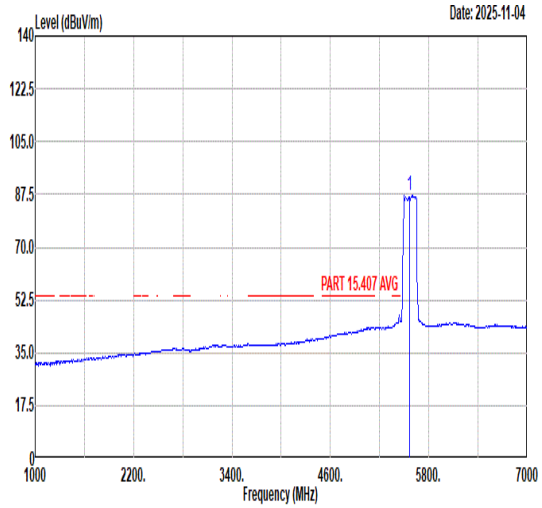 <br>Freq Level Limit Line Margin (dB) Read Level Ant Factor Cable Loss Preamp Factor APos TPos Remark<br>MHz dBuV/m dBuV/m dBuV dB/m dB dB cm deg<br>1 5570.00 87.23 ------ ------ 73.11 36.16 10.70 32.74 250 130 AVERAGE |

| Mode | 157 | |
|---|---|---|
| | Band Edge - R | |
| | U-NII-2C_5.47-5.725_802.11ac VHT160_CH114_5570MHz | |
| ANT | 8 | |
| Pol. | Horizontal | Fundamental |
| Peak | 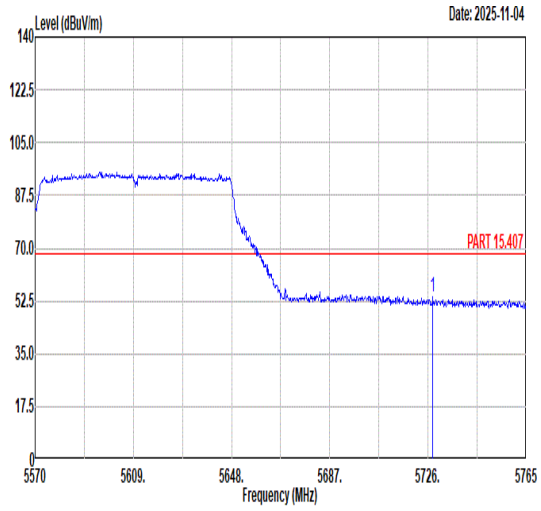 <br>Freq Level Limit Line Margin (dB) Read Level Ant Factor Cable Loss Preamp Factor APos TPos Remark<br>MHz dBuV/m dBuV/m dBuV dB/m dB dB cm deg<br>1 5727.95 53.81 68.30 -14.49 39.37 36.36 10.87 32.79 250 130 PEAK | Blank |

| Mode | 157 | |
|---|---|---|
| | Band Edge - L | |
| | U-NII-2C_5.47-5.725_802.11ac VHT160_CH114_5570MHz | |
| ANT | 8 | |
| Pol. | Vertical | Fundamental |
| Peak | 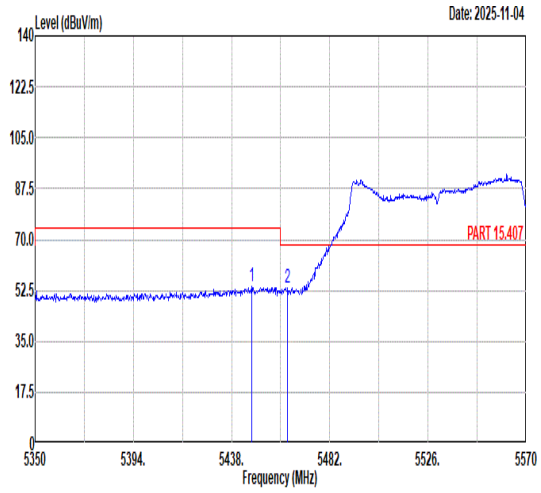 <br>Freq Level Limit Line Margin (dB) Read Level Ant Factor Cable Loss Preamp Factor APos TPos Remark<br>MHz dBuV/m dBuV/m dBuV dB/m dB dB cm deg<br>1 5447.02 53.92 74.00 -20.08 40.10 35.98 10.53 32.69 331 236 PEAK<br>2 5463.08 53.57 68.30 -14.73 39.72 35.99 10.55 32.69 331 236 PEAK | 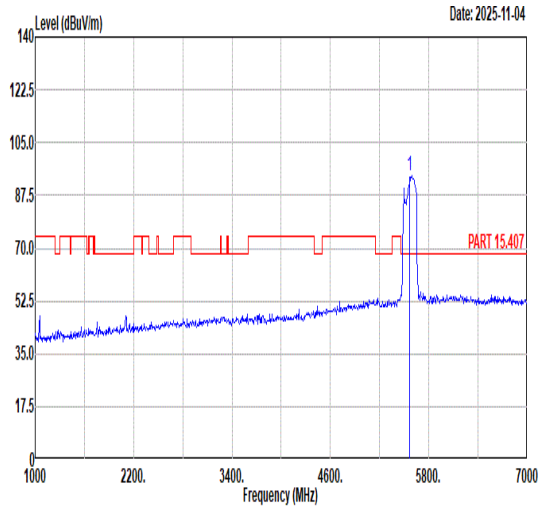 <br>Freq Level Limit Line Margin (dB) Read Level Ant Factor Cable Loss Preamp Factor APos TPos Remark<br>MHz dBuV/m dBuV/m dBuV dB/m dB dB cm deg<br>1 5570.00 94.15 ------ ------ 80.04 36.15 10.70 32.74 331 236 PEAK |
| Avg | 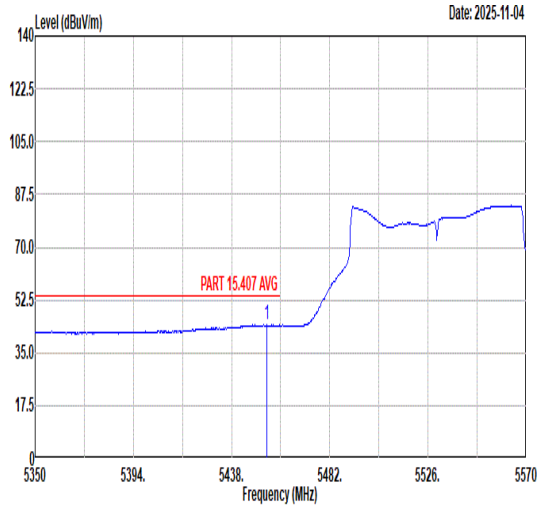 <br>Freq Level Limit Line Margin (dB) Read Level Ant Factor Cable Loss Preamp Factor APos TPos Remark<br>MHz dBuV/m dBuV/m dBuV dB/m dB dB cm deg<br>1 5453.62 44.28 54.00 -9.72 30.45 35.98 10.54 32.69 331 236 AVERAGE | 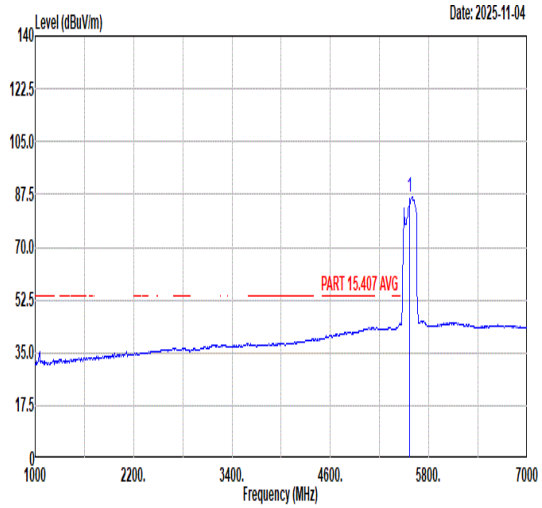 <br>Freq Level Limit Line Margin (dB) Read Level Ant Factor Cable Loss Preamp Factor APos TPos Remark<br>MHz dBuV/m dBuV/m dBuV dB/m dB dB cm deg<br>1 5570.00 86.66 ------ ------ 72.55 36.15 10.70 32.74 331 236 AVERAGE |

| Mode | 157 | |
|---|---|---|
| | Band Edge - R | |
| | U-NII-2C_5.47-5.725_802.11ac VHT160_CH114_5570MHz | |
| ANT | 8 | |
| Pol. | Vertical | Fundamental |
| Peak | 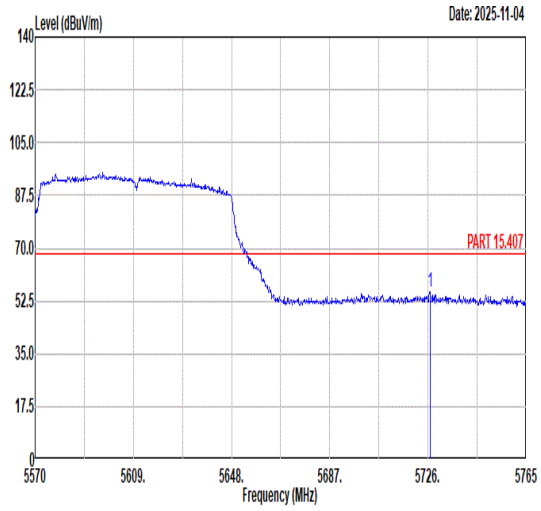 <br>Freq Level Limit Line Margin (dB) Read Level Ant Factor Cable Loss Preamp Factor APos TPos Remark<br>MHz dBuV/m dBuV/m dBuV dB/m dB dB cm deg<br>1 5726.78 55.50 68.30 -12.80 41.06 36.36 10.87 32.79 331 236 PEAK | Blank |

| Mode | 158 | |
|---|---|---|
| | Band Edge | |
| | U-NII-1_5.15-5.25_802.11ax HE20_CH36_Full RU_5180MHz | |
| ANT | 8 | |
| Pol. | Horizontal | Fundamental |
| Peak | 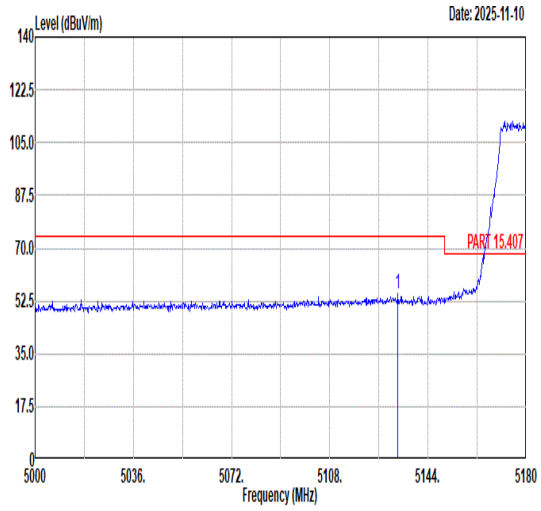 <br>Freq Level Limit Line Margin (dB) Read Level Ant Factor Cable Loss Preamp Factor APos TPos Remark<br>MHz dBuV/m dBuV/m dBuV dB/m dB dB cm deg<br>1 5133.02 54.88 74.00 -19.12 41.11 35.85 10.55 32.63 100 129 PEAK | 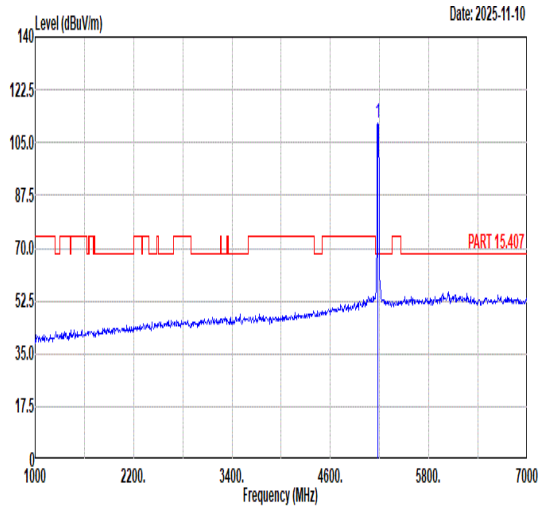 <br>Freq Level Limit Line Margin (dB) Read Level Ant Factor Cable Loss Preamp Factor APos TPos Remark<br>MHz dBuV/m dBuV/m dBuV dB/m dB dB cm deg<br>1 5180.00 111.41 ------ ------ 97.72 35.87 10.46 32.64 100 129 PEAK |
| Avg | 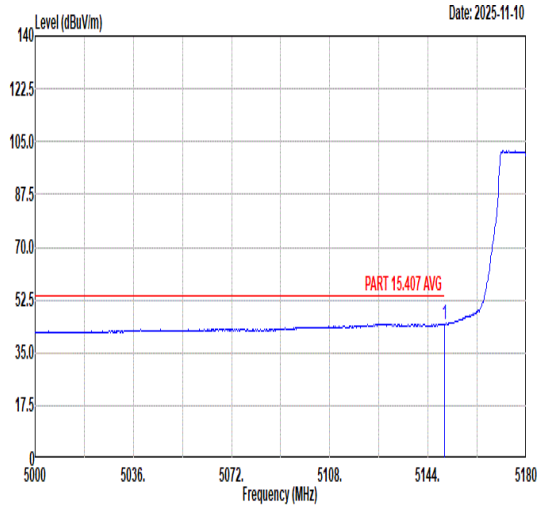 <br>Freq Level Limit Line Margin (dB) Read Level Ant Factor Cable Loss Preamp Factor APos TPos Remark<br>MHz dBuV/m dBuV/m dBuV dB/m dB dB cm deg<br>1 5149.94 44.51 54.00 -9.49 30.77 35.86 10.51 32.63 100 129 AVERAGE | 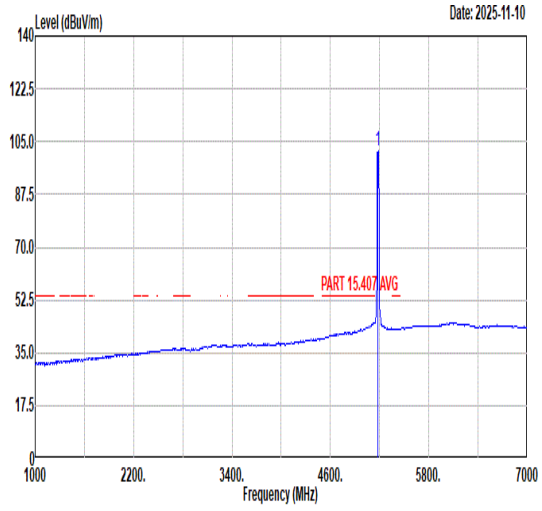 <br>Freq Level Limit Line Margin (dB) Read Level Ant Factor Cable Loss Preamp Factor APos TPos Remark<br>MHz dBuV/m dBuV/m dBuV dB/m dB dB cm deg<br>1 5180.00 101.70 ------ ------ 88.03 35.88 10.43 32.64 100 129 AVERAGE |

| Mode | 158 | |
|---|---|---|
| | Band Edge | |
| | U-NII-1_5.15-5.25_802.11ax HE20_CH36_Full RU_5180MHz | |
| ANT | 8 | |
| Pol. | Vertical | Fundamental |
| Peak | 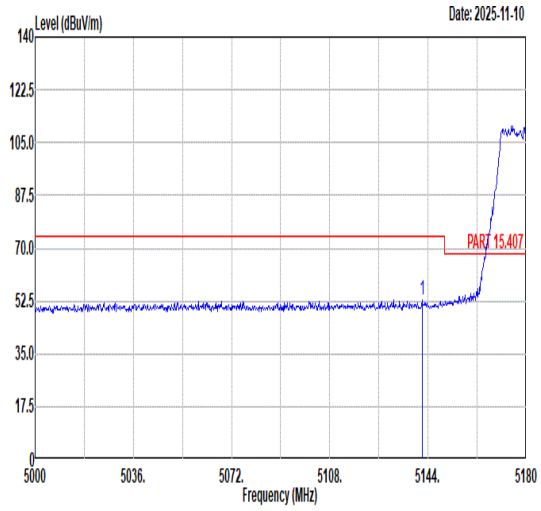 <br>Freq Level Limit Line Margin (dB) Read Level Ant Factor Cable Loss Preamp Factor APos TPos Remark<br>MHz dBuV/m dBuV/m dBuV dB/m dB dB cm deg<br>1 5141.84 53.06 74.00 -20.94 39.30 35.86 10.53 32.63 387 213 PEAK | 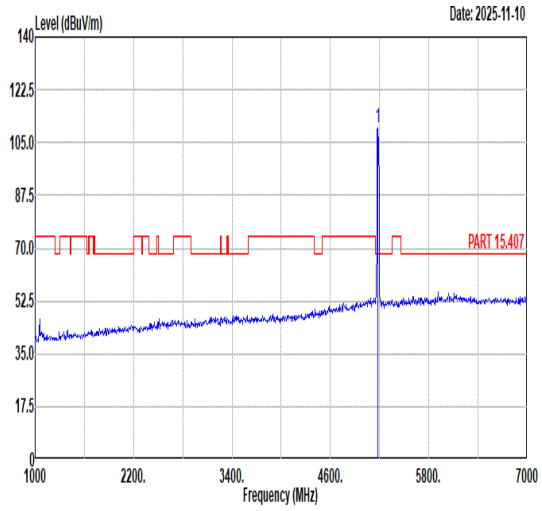 <br>Freq Level Limit Line Margin (dB) Read Level Ant Factor Cable Loss Preamp Factor APos TPos Remark<br>MHz dBuV/m dBuV/m dBuV dB/m dB dB cm deg<br>1 5180.00 109.89 ------ ------ 96.20 35.87 10.46 32.64 387 213 PEAK |
| Avg | 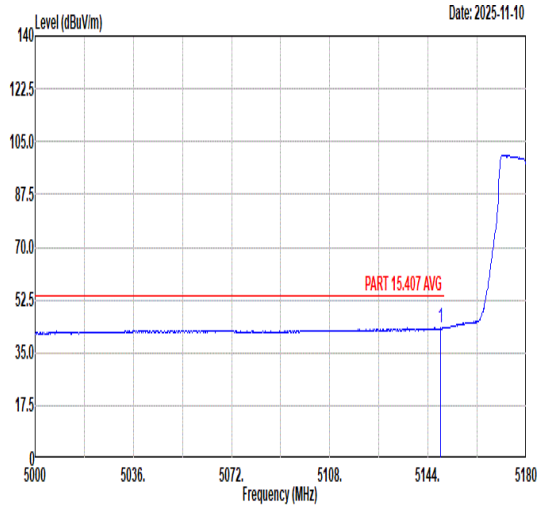 <br>Freq Level Limit Line Margin (dB) Read Level Ant Factor Cable Loss Preamp Factor APos TPos Remark<br>MHz dBuV/m dBuV/m dBuV dB/m dB dB cm deg<br>1 5148.50 43.31 54.00 -10.69 29.57 35.86 10.51 32.63 387 213 AVERAGE | 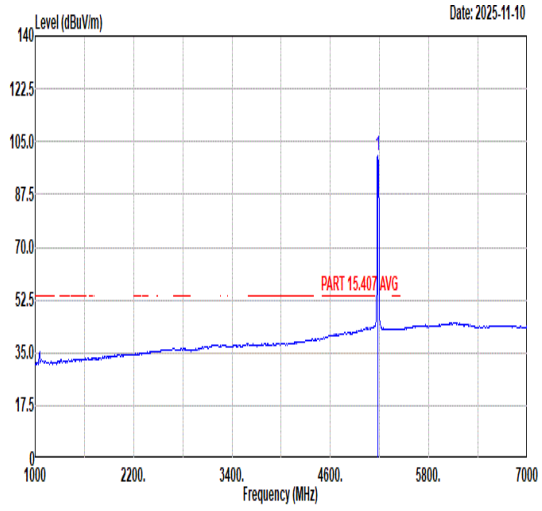 <br>Freq Level Limit Line Margin (dB) Read Level Ant Factor Cable Loss Preamp Factor APos TPos Remark<br>MHz dBuV/m dBuV/m dBuV dB/m dB dB cm deg<br>1 5180.00 100.19 ------ ------ 86.50 35.87 10.46 32.64 387 213 AVERAGE |

| Mode | 158 | |
|---|---|---|
| | Harmonic | |
| | U-NII-1_5.15-5.25_802.11ax HE20_CH36_Full RU_5180MHz | |
| ANT | 8 | |
| Pol. | Horizontal | Vertical |
| Peak<br>Avg | 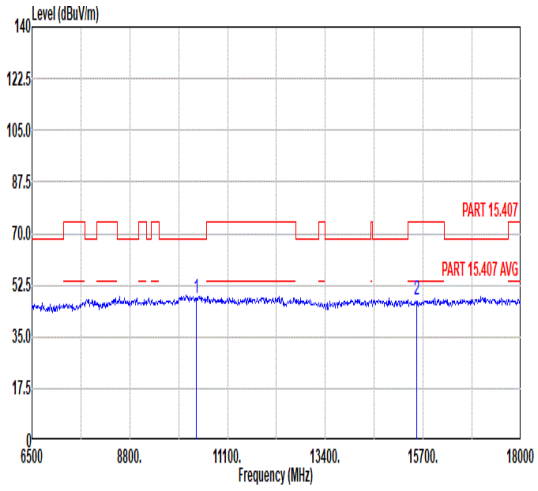 <br><br>Freq Level Limit Line Margin Read Level Ant Factor Cable Loss Preamp Factor APos TPos Remark<br>MHz dBuV/m dBuV/m dB dBuV dB/m dB dB cm deg<br>1 10360.00 48.16 68.30 -20.14 47.10 37.90 14.59 51.43 --- --- Peak<br>2 15540.00 47.46 74.00 -26.54 41.69 40.79 17.17 52.19 --- --- Peak | 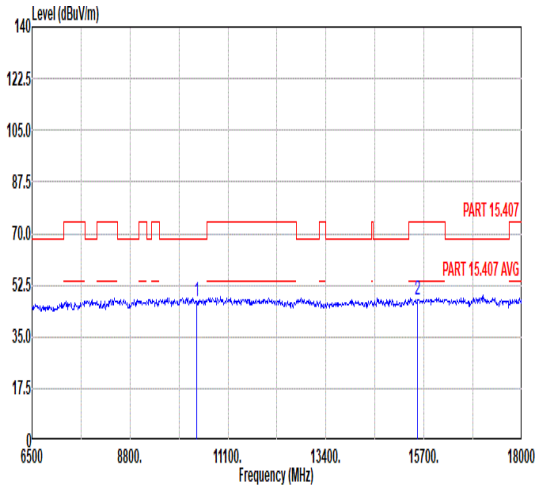 <br><br>Freq Level Limit Line Margin Read Level Ant Factor Cable Loss Preamp Factor APos TPos Remark<br>MHz dBuV/m dBuV/m dB dBuV dB/m dB dB cm deg<br>1 10360.00 47.05 68.30 -21.25 45.99 37.90 14.59 51.43 --- --- Peak<br>2 15540.00 47.47 74.00 -26.53 41.70 40.79 17.17 52.19 --- --- Peak |

| Mode | 159 | |
|---|---|---|
| | Harmonic | |
| | U-NII-1_5.15-5.25_802.11ax HE20_CH44_Full RU_5220MHz | |
| ANT | 8 | |
| Pol. | Horizontal | Vertical |
| Peak<br>Avg | 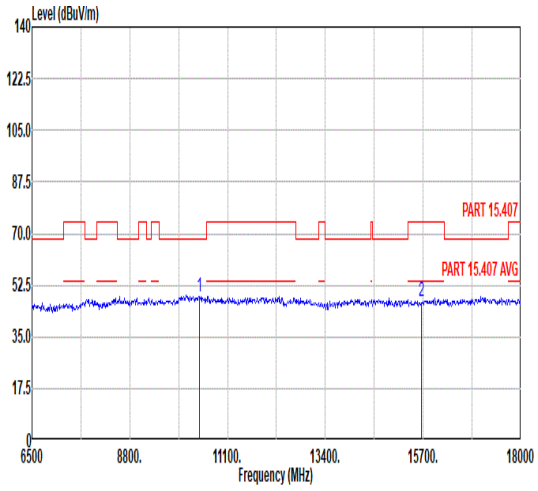 <br><br>Freq Level Limit Line Margin Read Level Ant Factor Cable Loss Preamp Factor APos TPos Remark<br>MHz dBuV/m dBuV/m dB dBuV dB/m dB dB cm deg<br>1 10440.00 48.48 68.30 -19.82 47.40 37.90 14.59 51.41 --- --- Peak<br>2 15660.00 47.24 74.00 -26.76 41.61 40.89 17.19 52.45 --- --- Peak | 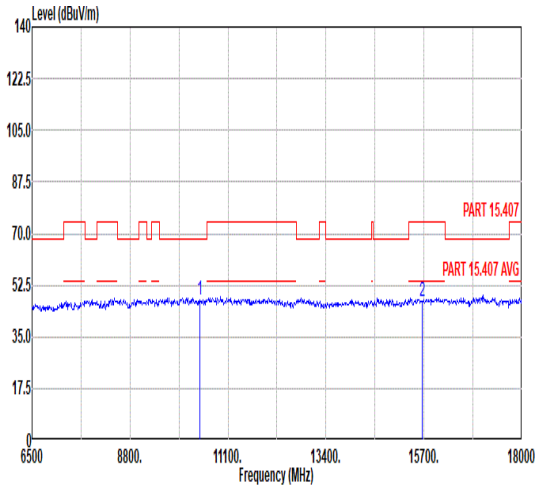 <br><br>Freq Level Limit Line Margin Read Level Ant Factor Cable Loss Preamp Factor APos TPos Remark<br>MHz dBuV/m dBuV/m dB dBuV dB/m dB dB cm deg<br>1 10440.00 47.46 68.30 -20.84 46.38 37.90 14.59 51.41 --- --- Peak<br>2 15660.00 47.13 74.00 -26.87 41.50 40.89 17.19 52.45 --- --- Peak |

| Mode | 160 | |
|---|---|---|
| | Harmonic | |
| | U-NII-1_5.15-5.25_802.11ax HE20_CH48_Full RU_5240MHz | |
| ANT | 8 | |
| Pol. | Horizontal | Vertical |
| Peak<br>Avg | 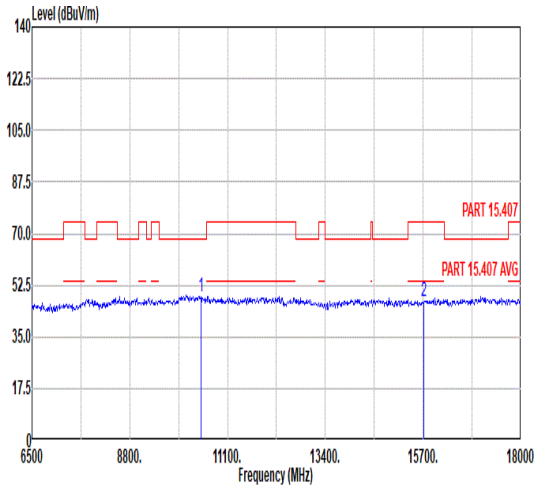 <br><br>Freq Level Limit Line Margin Read Level Ant Factor Cable Loss Preamp Factor APos TPos Remark<br>MHz dBuV/m dBuV/m dB dBuV dB/m dB dB cm deg<br>1 10480.00 48.53 68.30 -19.77 47.44 37.90 14.59 51.40 --- --- Peak<br>2 15720.00 47.12 74.00 -26.88 41.56 40.95 17.19 52.58 --- --- Peak | 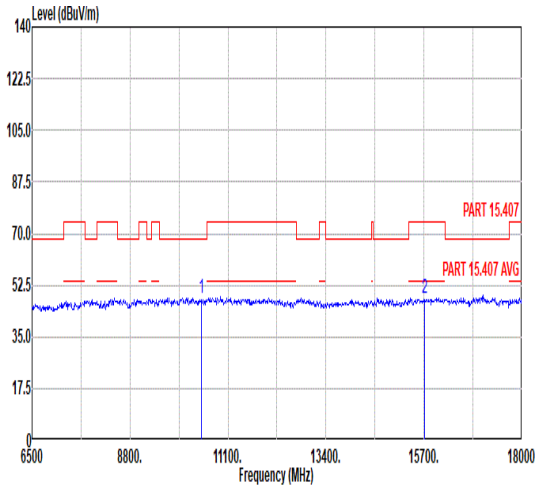 <br><br>Freq Level Limit Line Margin Read Level Ant Factor Cable Loss Preamp Factor APos TPos Remark<br>MHz dBuV/m dBuV/m dB dBuV dB/m dB dB cm deg<br>1 10480.00 47.96 68.30 -20.34 46.87 37.90 14.59 51.40 --- --- Peak<br>2 15720.00 47.98 74.00 -26.02 42.42 40.95 17.19 52.58 --- --- Peak |

| Mode | 161 | |
|---|---|---|
| | Harmonic | |
| | U-NII-2A_5.25-5.35_802.11ax HE20_CH52_Full RU_5280MHz | |
| ANT | 8 | |
| Pol. | Horizontal | Vertical |
| Peak<br>Avg | 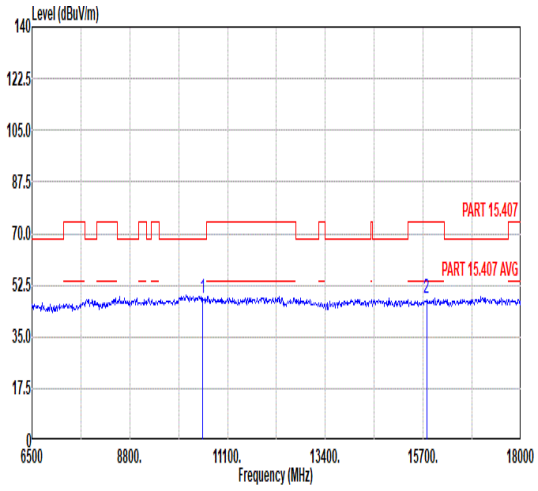 <br><br>Freq Level Limit Line Margin Read Level Ant Factor Cable Loss Preamp Factor APos TPos Remark<br>MHz dBuV/m dBuV/m dB dBuV dB/m dB dB cm deg<br>1 10520.00 48.08 68.30 -20.22 46.96 37.90 14.60 51.38 --- --- Peak<br>2 15780.00 47.89 74.00 -26.11 42.41 41.00 17.20 52.72 --- --- Peak | 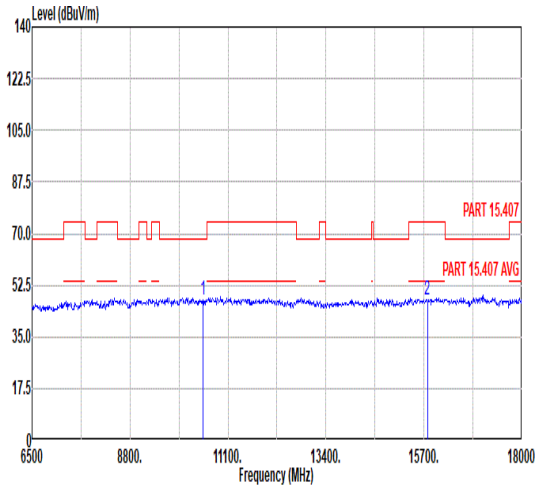 <br><br>Freq Level Limit Line Margin Read Level Ant Factor Cable Loss Preamp Factor APos TPos Remark<br>MHz dBuV/m dBuV/m dB dBuV dB/m dB dB cm deg<br>1 10520.00 47.34 68.30 -20.96 46.22 37.90 14.60 51.38 --- --- Peak<br>2 15780.00 47.30 74.00 -26.70 41.82 41.00 17.20 52.72 --- --- Peak |

| Mode | 162 | |
|---|---|---|
| | Harmonic | |
| | U-NII-2A_5.25-5.35_802.11ax HE20_CH60_Full RU_5300MHz | |
| ANT | 8 | |
| Pol. | Horizontal | Vertical |
| Peak<br>Avg | 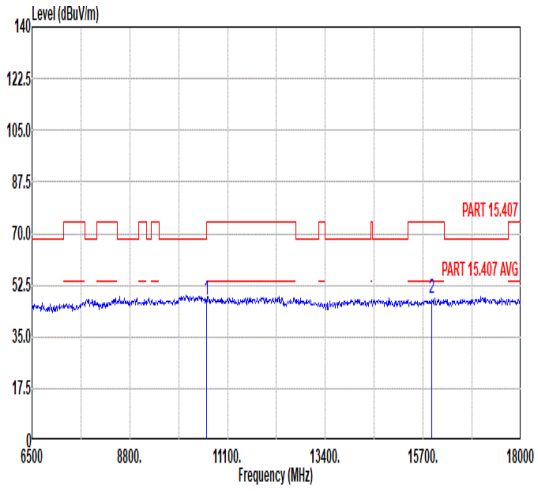 <br><br>Freq Level Limit Line Margin Read Level Ant Factor Cable Loss Preamp Factor APos TPos Remark<br>MHz dBuV/m dBuV/m dB dBuV dB/m dB dB cm deg<br>1 10600.00 47.64 74.00 -26.36 46.44 37.90 14.60 51.30 --- --- Peak<br>2 15900.00 47.83 74.00 -26.17 42.48 41.11 17.22 52.98 --- --- Peak | 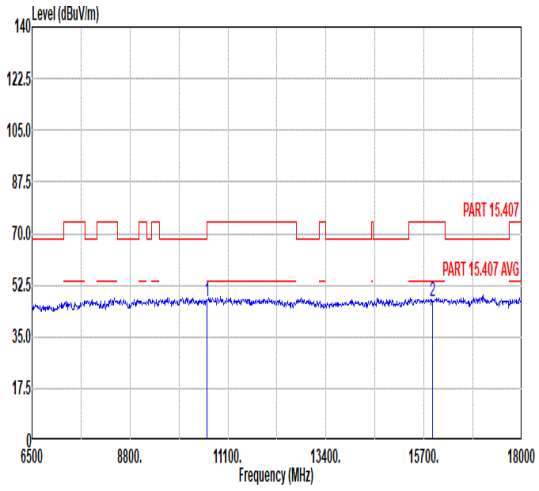 <br><br>Freq Level Limit Line Margin Read Level Ant Factor Cable Loss Preamp Factor APos TPos Remark<br>MHz dBuV/m dBuV/m dB dBuV dB/m dB dB cm deg<br>1 10600.00 47.13 74.00 -26.87 45.93 37.90 14.60 51.30 --- --- Peak<br>2 15900.00 47.02 74.00 -26.98 41.67 41.11 17.22 52.98 --- --- Peak |

| Mode | 163 | |
|---|---|---|
| | Band Edge | |
| | U-NII-2A_5.25-5.35_802.11ax HE20_CH64_Full RU_5320MHz | |
| ANT | 8 | |
| Pol. | Horizontal | Fundamental |
| Peak | 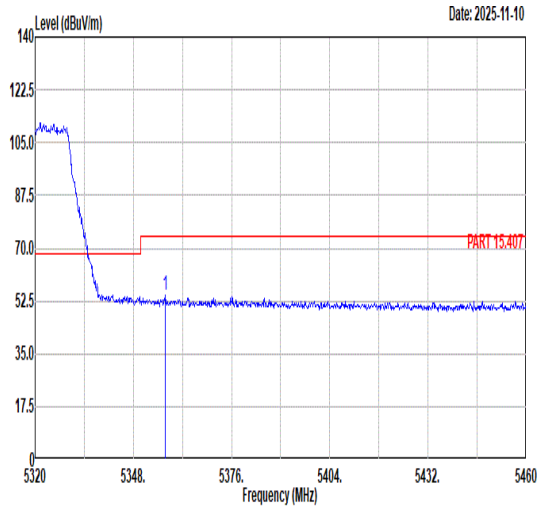 <br>Freq Level Limit Line Margin (dB) Read Level Ant Factor Cable Loss Preamp Factor APos TPos Remark<br>MHz dBuV/m dBuV/m dBuV dB/m dB dB cm deg<br>1 5357.10 54.17 74.00 -19.83 40.35 35.94 10.55 32.67 100 124 PEAK | 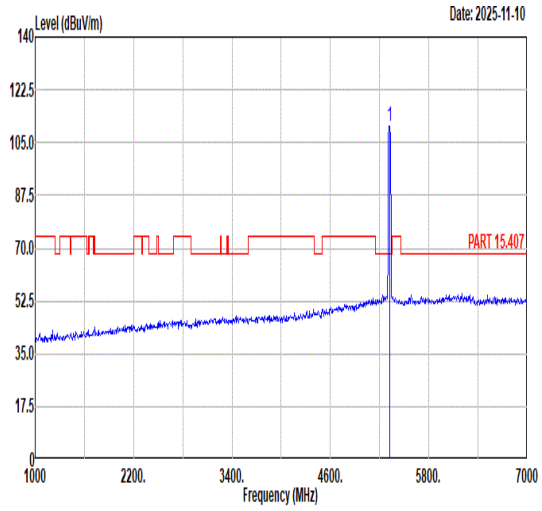 <br>Freq Level Limit Line Margin (dB) Read Level Ant Factor Cable Loss Preamp Factor APos TPos Remark<br>MHz dBuV/m dBuV/m dBuV dB/m dB dB cm deg<br>1 5320.00 110.30 ------ ------ 96.45 35.93 10.58 32.66 100 124 PEAK |
| Avg | 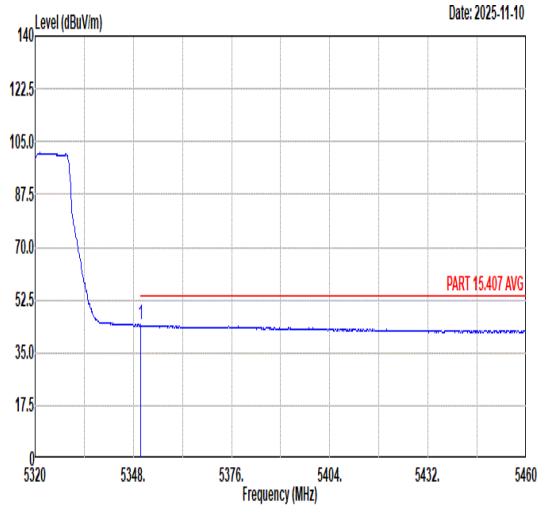 <br>Freq Level Limit Line Margin (dB) Read Level Ant Factor Cable Loss Preamp Factor APos TPos Remark<br>MHz dBuV/m dBuV/m dBuV dB/m dB dB cm deg<br>1 5350.10 44.12 54.00 -9.88 30.30 35.94 10.55 32.67 100 124 AVERAGE | 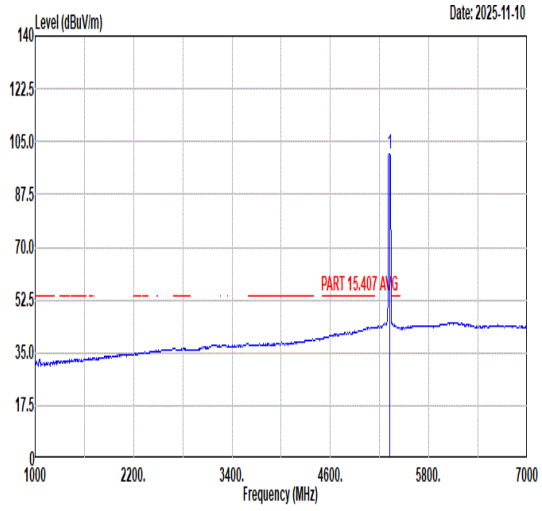 <br>Freq Level Limit Line Margin (dB) Read Level Ant Factor Cable Loss Preamp Factor APos TPos Remark<br>MHz dBuV/m dBuV/m dBuV dB/m dB dB cm deg<br>1 5320.00 100.99 ------ ------ 87.14 35.93 10.58 32.66 100 124 AVERAGE |

| Mode | 163 | |
|---|---|---|
| | Band Edge | |
| | U-NII-2A_5.25-5.35_802.11ax HE20_CH64_Full RU_5320MHz | |
| ANT | 8 | |
| Pol. | Vertical | Fundamental |
| Peak | 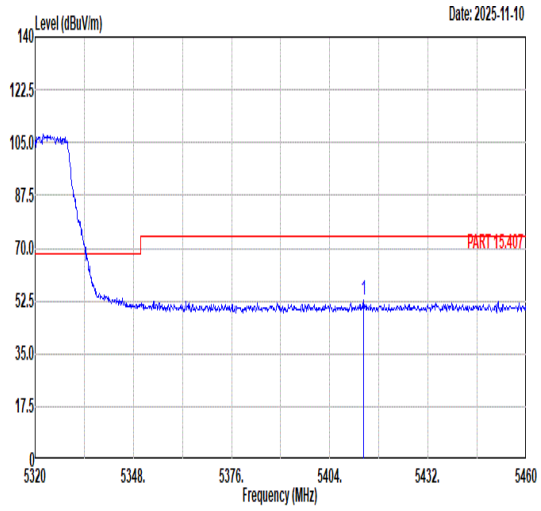 <br>Freq Level Limit Line Margin (dB) Read Level Ant Factor Cable Loss Preamp Factor APos TPos Remark<br>MHz dBuV/m dBuV/m dBuV dB/m dB dB cm deg<br>1 5413.66 52.82 74.00 -21.18 39.02 35.97 10.51 32.68 366 214 PEAK | 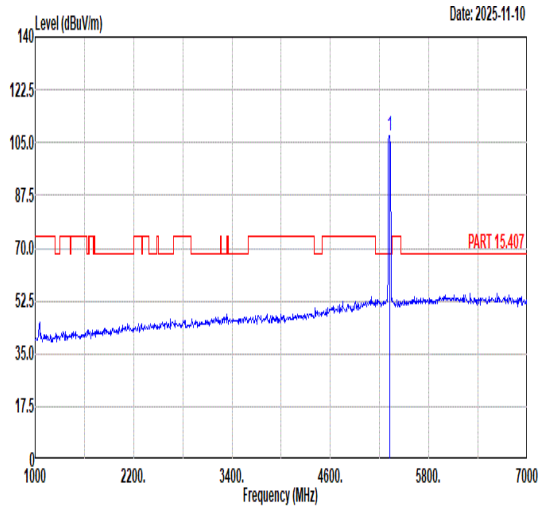 <br>Freq Level Limit Line Margin (dB) Read Level Ant Factor Cable Loss Preamp Factor APos TPos Remark<br>MHz dBuV/m dBuV/m dBuV dB/m dB dB cm deg<br>1 5320.00 107.37 ------ ------ 93.51 35.93 10.59 32.66 366 214 PEAK |
| Avg | 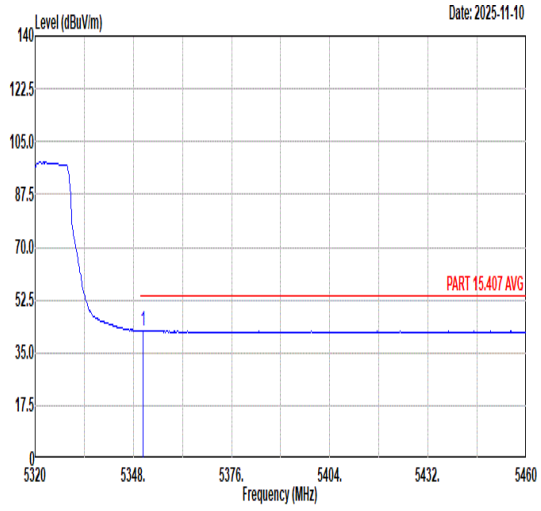 <br>Freq Level Limit Line Margin (dB) Read Level Ant Factor Cable Loss Preamp Factor APos TPos Remark<br>MHz dBuV/m dBuV/m dBuV dB/m dB dB cm deg<br>1 5350.80 42.44 54.00 -11.56 28.62 35.94 10.55 32.67 366 214 AVERAGE | 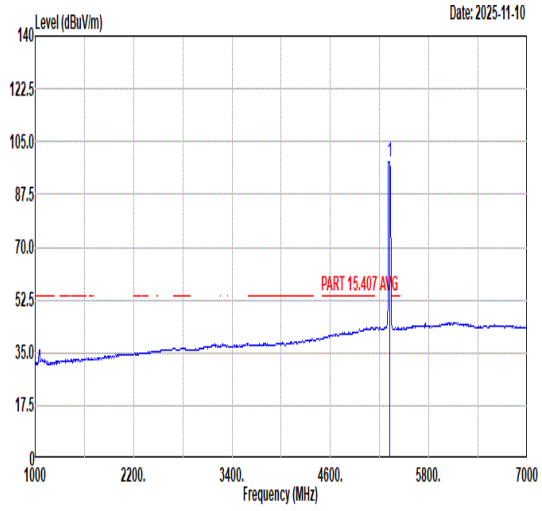 <br>Freq Level Limit Line Margin (dB) Read Level Ant Factor Cable Loss Preamp Factor APos TPos Remark<br>MHz dBuV/m dBuV/m dBuV dB/m dB dB cm deg<br>1 5320.00 98.29 ------ ------ 84.43 35.93 10.59 32.66 366 214 AVERAGE |

| Mode | 163 | |
|---|---|---|
| | Harmonic | |
| | U-NII-2A_5.25-5.35_802.11ax HE20_CH64_Full RU_5320MHz | |
| ANT | 8 | |
| Pol. | Horizontal | Vertical |
| Peak<br>Avg | 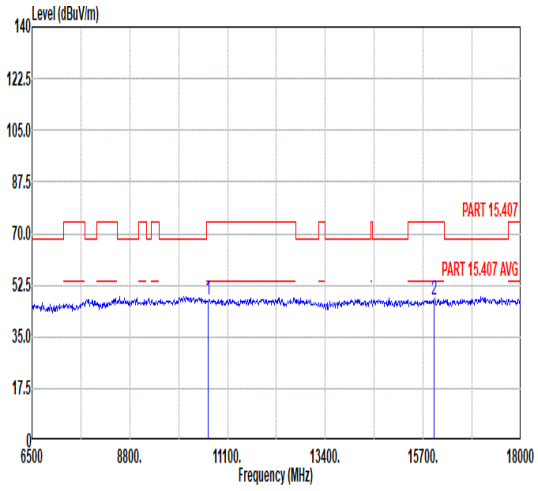 <br><br>Freq Level Limit Line Margin Read Level Ant Factor Cable Loss Preamp Factor APos TPos Remark<br>MHz dBuV/m dBuV/m dB dBuV dB/m dB dB cm deg<br>1 10640.00 47.63 74.00 -26.37 46.39 37.90 14.60 51.26 --- --- Peak<br>2 15960.00 47.40 74.00 -26.60 42.12 41.16 17.23 53.11 --- --- Peak | 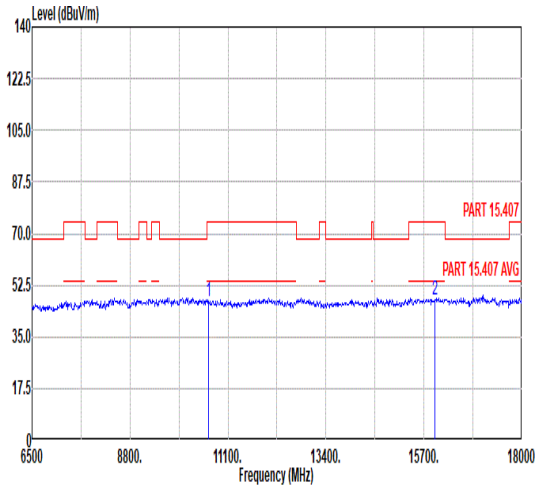 <br><br>Freq Level Limit Line Margin Read Level Ant Factor Cable Loss Preamp Factor APos TPos Remark<br>MHz dBuV/m dBuV/m dB dBuV dB/m dB dB cm deg<br>1 10640.00 47.11 74.00 -26.89 45.87 37.90 14.60 51.26 --- --- Peak<br>2 15960.00 47.50 74.00 -26.50 42.22 41.16 17.23 53.11 --- --- Peak |

| Mode | 164 | |
|---|---|---|
| | Band Edge | |
| | U-NII-2C_5.47-5.725_802.11ax HE20_CH100_Full RU_5500MHz | |
| ANT | 8 | |
| Pol. | Horizontal | Fundamental |
| Peak | 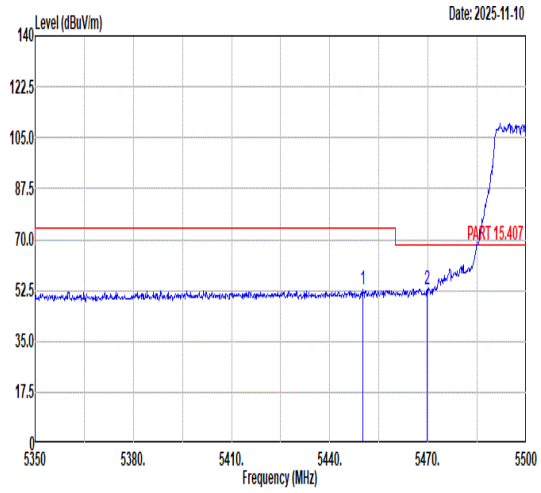 <br>Freq Level Limit Line Margin (dB) Read Level Ant Factor Cable Loss Preamp Factor APos TPos Remark<br>MHz dBuV/m dBuV/m dBuV dB/m dB dB cm deg<br>1 5450.05 52.72 74.00 -21.28 38.89 35.98 10.54 32.69 100 125 PEAK<br>2 5469.70 52.92 68.30 -15.38 39.07 35.99 10.55 32.69 100 125 PEAK | 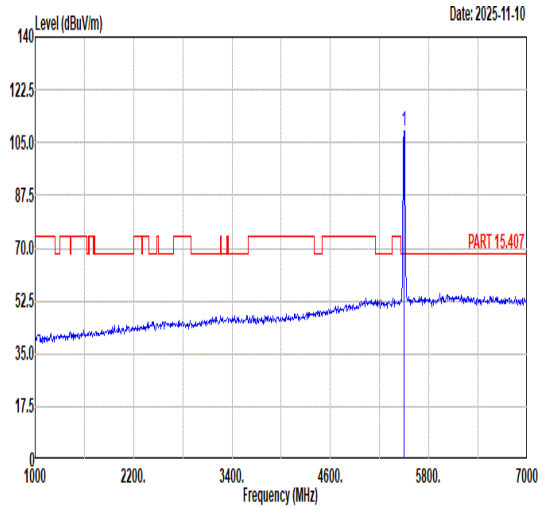 <br>Freq Level Limit Line Margin (dB) Read Level Ant Factor Cable Loss Preamp Factor APos TPos Remark<br>MHz dBuV/m dBuV/m dBuV dB/m dB dB cm deg<br>1 5500.00 108.92 ------ ------ 95.03 36.01 10.58 32.70 100 125 PEAK |
| Avg | 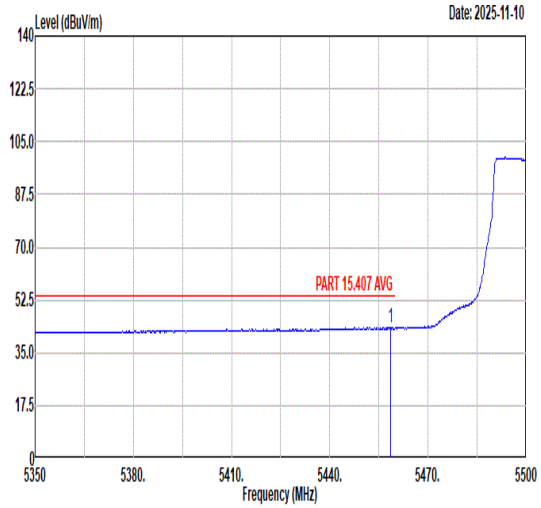 <br>Freq Level Limit Line Margin (dB) Read Level Ant Factor Cable Loss Preamp Factor APos TPos Remark<br>MHz dBuV/m dBuV/m dBuV dB/m dB dB cm deg<br>1 5458.60 43.44 54.00 -10.56 29.61 35.98 10.54 32.69 100 125 AVERAGE | 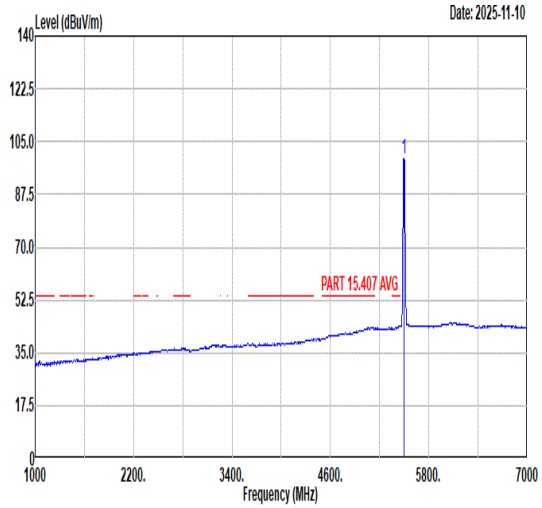 <br>Freq Level Limit Line Margin (dB) Read Level Ant Factor Cable Loss Preamp Factor APos TPos Remark<br>MHz dBuV/m dBuV/m dBuV dB/m dB dB cm deg<br>1 5500.00 99.21 ------ ------ 85.34 36.00 10.57 32.70 100 125 AVERAGE |

| Mode | 164 | |
|---|---|---|
| | Band Edge | |
| | U-NII-2C_5.47-5.725_802.11ax HE20_CH100_Full RU_5500MHz | |
| ANT | 8 | |
| Pol. | Vertical | Fundamental |
| Peak | 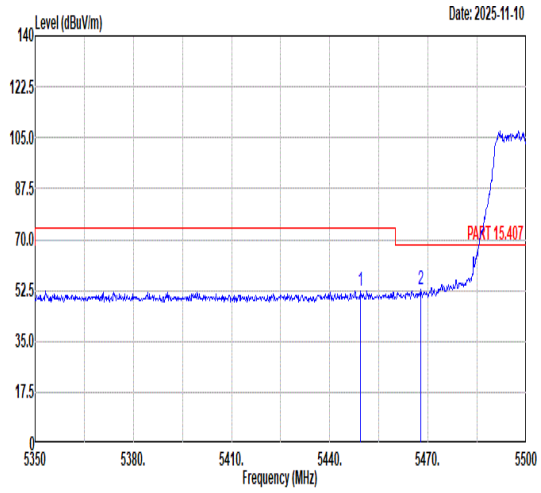 <br>Freq Level Limit Line Margin (dB) Read Level Ant Factor Cable Loss Preamp Factor APos TPos Remark<br>MHz dBuV/m dBuV/m dBuV dB/m dB dB cm deg<br>1 5449.45 52.22 74.00 -21.78 38.39 35.98 10.54 32.69 362 215 PEAK<br>2 5467.75 52.67 68.30 -15.63 38.82 35.99 10.55 32.69 362 215 PEAK | 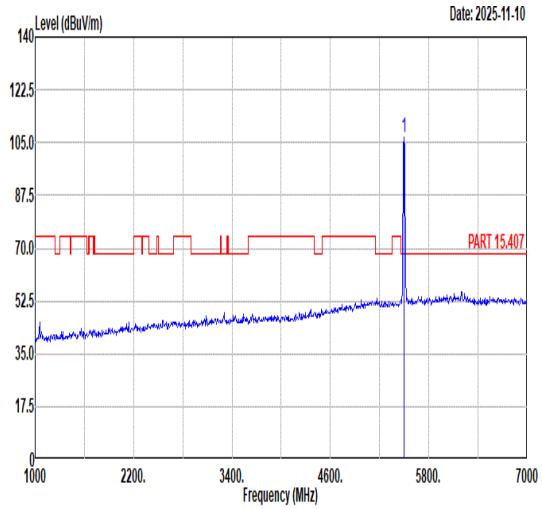 <br>Freq Level Limit Line Margin (dB) Read Level Ant Factor Cable Loss Preamp Factor APos TPos Remark<br>MHz dBuV/m dBuV/m dBuV dB/m dB dB cm deg<br>1 5500.00 106.49 ------ ------ 92.61 36.00 10.58 32.70 362 215 PEAK |
| Avg | 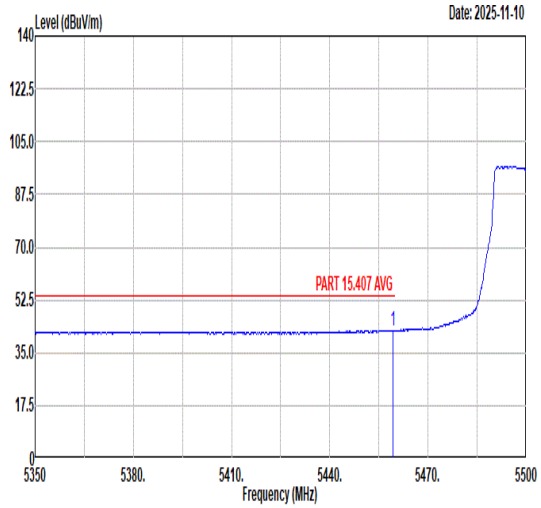 <br>Freq Level Limit Line Margin (dB) Read Level Ant Factor Cable Loss Preamp Factor APos TPos Remark<br>MHz dBuV/m dBuV/m dBuV dB/m dB dB cm deg<br>1 5459.35 42.37 54.00 -11.63 28.54 35.98 10.54 32.69 362 215 AVERAGE | 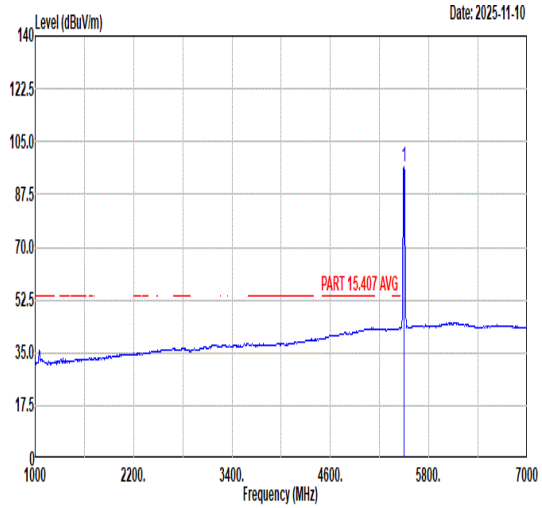 <br>Freq Level Limit Line Margin (dB) Read Level Ant Factor Cable Loss Preamp Factor APos TPos Remark<br>MHz dBuV/m dBuV/m dBuV dB/m dB dB cm deg<br>1 5500.00 96.44 ------ ------ 82.57 36.00 10.57 32.70 362 215 AVERAGE |

| Mode | 164 | |
|---|---|---|
| | Harmonic | |
| | U-NII-2C_5.47-5.725_802.11ax HE20_CH100_Full RU_5500MHz | |
| ANT | 8 | |
| Pol. | Horizontal | Vertical |
| Peak<br>Avg | 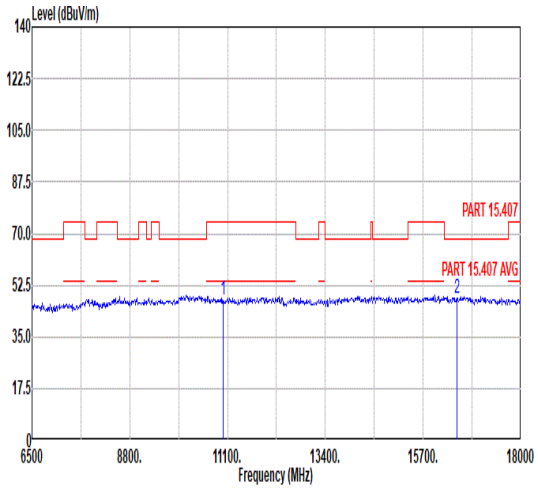 <br>Freq Level Limit Line Margin Read Level Ant Factor Cable Loss Preamp Factor APos TPos Remark<br>MHz dBuV/m dBuV/m dB dBuV dB/m dB dB cm deg<br>1 11000.00 47.33 74.00 -26.67 45.71 37.90 14.62 50.90 --- --- Peak<br>2 16500.00 48.16 68.30 -20.14 41.60 42.00 17.66 53.10 --- --- Peak | 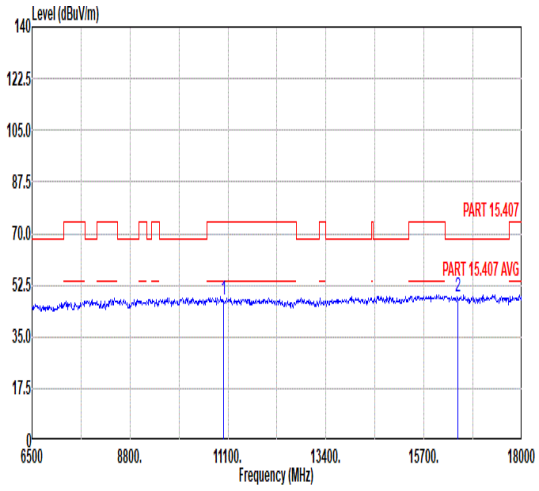 <br>Freq Level Limit Line Margin Read Level Ant Factor Cable Loss Preamp Factor APos TPos Remark<br>MHz dBuV/m dBuV/m dB dBuV dB/m dB dB cm deg<br>1 11000.00 47.47 74.00 -26.53 45.85 37.90 14.62 50.90 --- --- Peak<br>2 16500.00 48.85 68.30 -19.45 42.29 42.00 17.66 53.10 --- --- Peak |

| Mode | 165 | |
|---|---|---|
| | Harmonic | |
| | U-NII-2C_5.47-5.725_802.11ax HE20_CH116_Full RU_5580MHz | |
| ANT | 8 | |
| Pol. | Horizontal | Vertical |
| Peak<br>Avg | 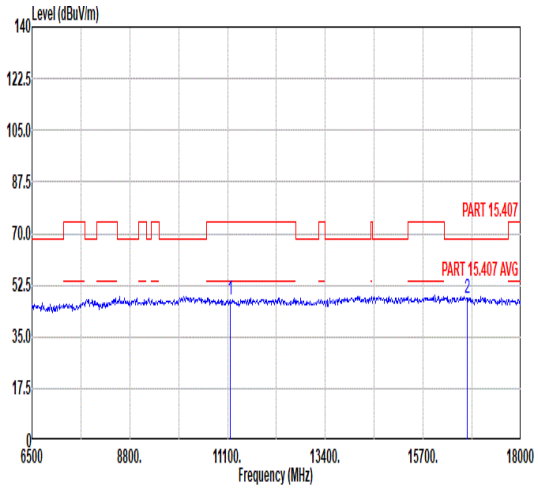 <br><br>Freq Level Limit Line Margin Read Level Ant Factor Cable Loss Preamp Factor APos TPos Remark<br>MHz dBuV/m dBuV/m dB dBuV dB/m dB dB cm deg<br>1 11160.00 47.62 74.00 -26.38 45.60 38.01 14.72 50.71 --- --- Peak<br>2 16740.00 48.15 68.30 -20.15 40.71 42.38 17.87 52.81 --- --- Peak | 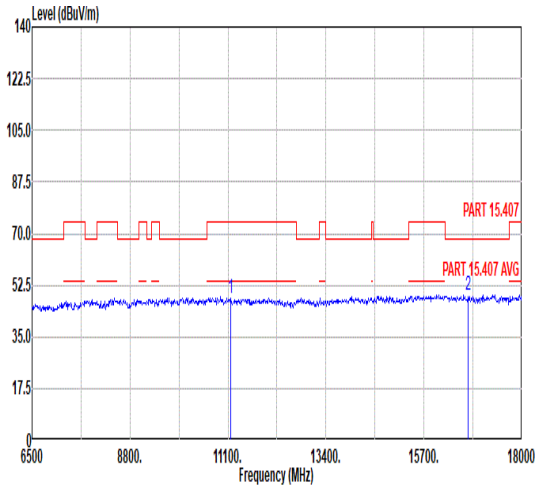 <br><br>Freq Level Limit Line Margin Read Level Ant Factor Cable Loss Preamp Factor APos TPos Remark<br>MHz dBuV/m dBuV/m dB dBuV dB/m dB dB cm deg<br>1 11160.00 47.84 74.00 -26.16 45.82 38.01 14.72 50.71 --- --- Peak<br>2 16740.00 48.89 68.30 -19.41 41.45 42.38 17.87 52.81 --- --- Peak |

| Mode | 166 | |
|---|---|---|
| | Band Edge | |
| | U-NII-2C_5.47-5.725_802.11ax HE20_CH140_Full RU_5700MHz | |
| ANT | 8 | |
| Pol. | Horizontal | Fundamental |
| Peak | 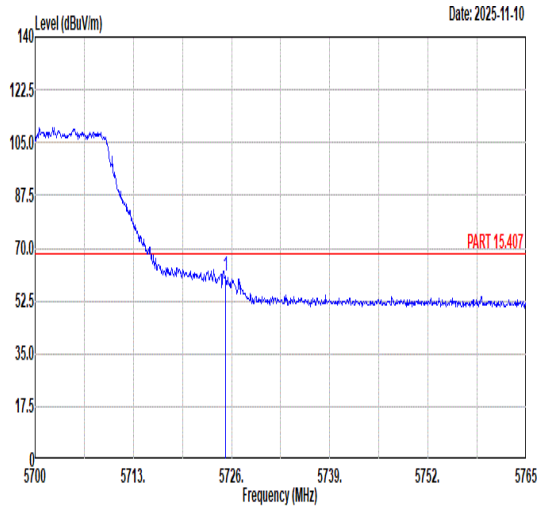 <br>Freq Level Limit Line Margin (dB) Read Level Ant Factor Cable Loss Preamp Factor APos TPos Remark<br>MHz dBuV/m dBuV/m dBuV dB/m dB dB cm deg<br>1 5725.22 60.95 68.30 -7.35 46.51 36.36 10.87 32.79 111 104 PEAK | 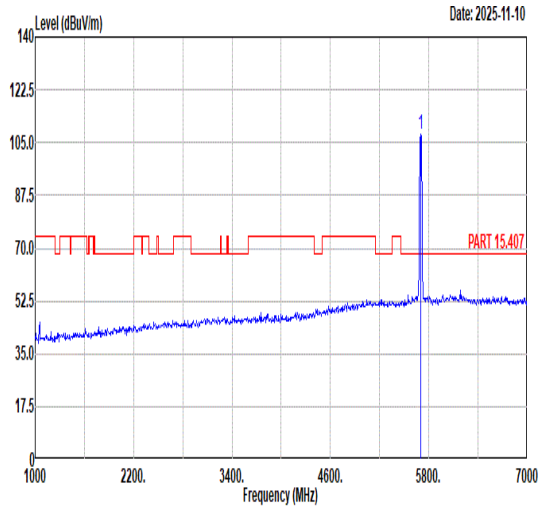 <br>Freq Level Limit Line Margin (dB) Read Level Ant Factor Cable Loss Preamp Factor APos TPos Remark<br>MHz dBuV/m dBuV/m dBuV dB/m dB dB cm deg<br>1 5700.00 108.00 ------ ------ 93.56 36.32 10.90 32.78 111 104 PEAK |
| Avg | Blank | 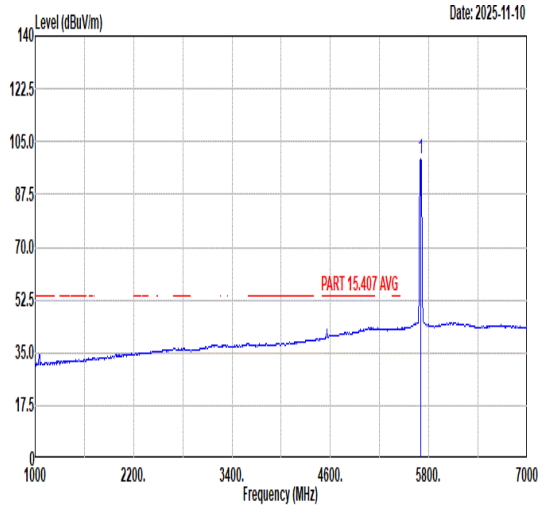 <br>Freq Level Limit Line Margin (dB) Read Level Ant Factor Cable Loss Preamp Factor APos TPos Remark<br>MHz dBuV/m dBuV/m dBuV dB/m dB dB cm deg<br>1 5700.00 99.07 ------ ------ 84.63 36.33 10.89 32.78 111 104 AVERAGE |

| Mode | 166 | |
|---|---|---|
| | Band Edge | |
| | U-NII-2C_5.47-5.725_802.11ax HE20_CH140_Full RU_5700MHz | |
| ANT | 8 | |
| Pol. | Vertical | Fundamental |
| Peak | 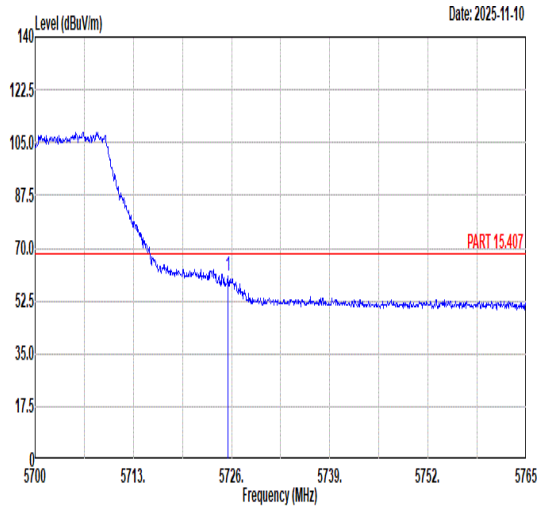 <br>Freq Level Limit Line Margin (dB) Read Level Ant Factor Cable Loss Preamp Factor APos TPos Remark<br>MHz dBuV/m dBuV/m dBuV dB/m dB dB cm deg<br>1 5725.55 60.94 68.30 -7.36 46.50 36.36 10.87 32.79 350 236 PEAK | 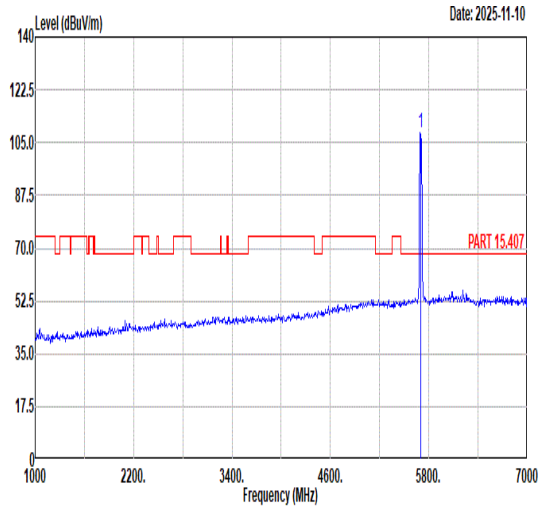 <br>Freq Level Limit Line Margin (dB) Read Level Ant Factor Cable Loss Preamp Factor APos TPos Remark<br>MHz dBuV/m dBuV/m dBuV dB/m dB dB cm deg<br>1 5700.00 108.10 ------ ------ 93.67 36.31 10.90 32.78 350 236 PEAK |
| Avg | Blank | 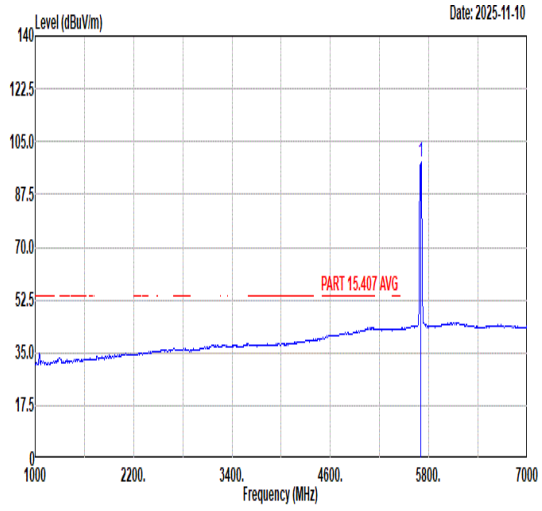 <br>Freq Level Limit Line Margin (dB) Read Level Ant Factor Cable Loss Preamp Factor APos TPos Remark<br>MHz dBuV/m dBuV/m dBuV dB/m dB dB cm deg<br>1 5700.00 98.48 ------ ------ 84.03 36.34 10.89 32.78 350 236 AVERAGE |

| Mode | 166 | |
|---|---|---|
| | Harmonic | |
| | U-NII-2C_5.47-5.725_802.11ax HE20_CH140_Full RU_5700MHz | |
| ANT | 8 | |
| Pol. | Horizontal | Vertical |
| Peak<br>Avg | 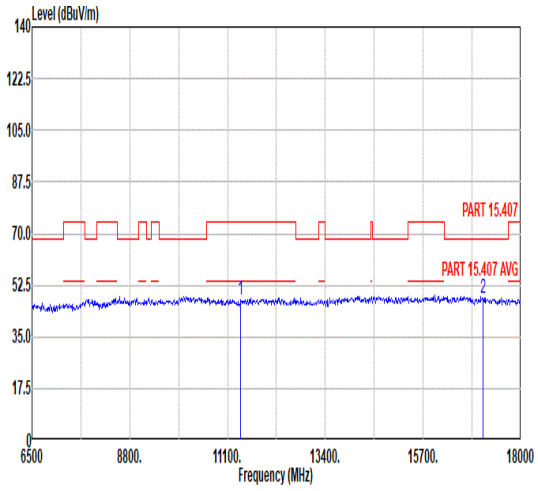 <br><br>Freq Level Limit Line Margin Read Level Ant Factor Cable Loss Preamp Factor APos TPos Remark<br>MHz dBuV/m dBuV/m dB dBuV dB/m dB dB cm deg<br>1 11400.00 47.32 74.00 -26.68 44.69 38.18 14.87 50.42 --- --- Peak<br>2 17100.00 48.33 68.30 -19.97 40.18 42.81 18.06 52.72 --- --- Peak | 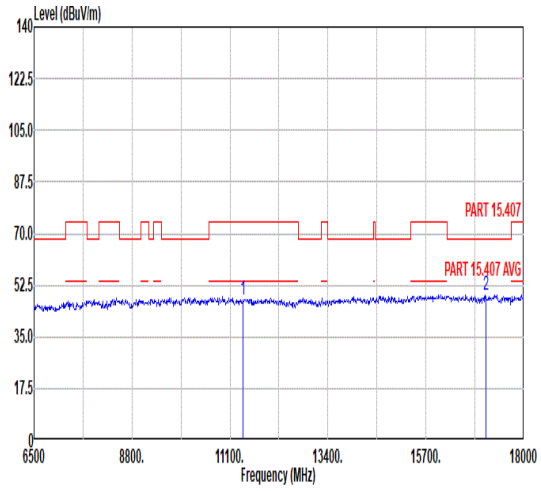 <br><br>Freq Level Limit Line Margin Read Level Ant Factor Cable Loss Preamp Factor APos TPos Remark<br>MHz dBuV/m dBuV/m dB dBuV dB/m dB dB cm deg<br>1 11400.00 47.38 74.00 -26.62 44.75 38.18 14.87 50.42 --- --- Peak<br>2 17100.00 48.97 68.30 -19.33 40.82 42.81 18.06 52.72 --- --- Peak |

| Mode | 167 | |
|---|---|---|
| | Band Edge - L | |
| | U-NII-1_5.15-5.25_802.11ax HE40_CH38_Full RU_5190MHz | |
| ANT | 8 | |
| Pol. | Horizontal | Fundamental |
| Peak | 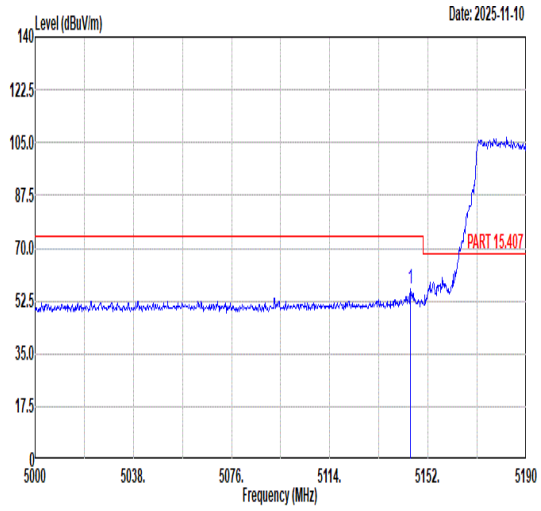 <br>Freq Level Limit Line Margin (dB) Read Level Ant Factor Cable Loss Preamp Factor APos TPos Remark<br>MHz dBuV/m dBuV/m dBuV dB/m dB dB cm deg<br>1 5145.16 56.46 74.00 -17.54 42.71 35.86 10.52 32.63 339 134 PEAK | 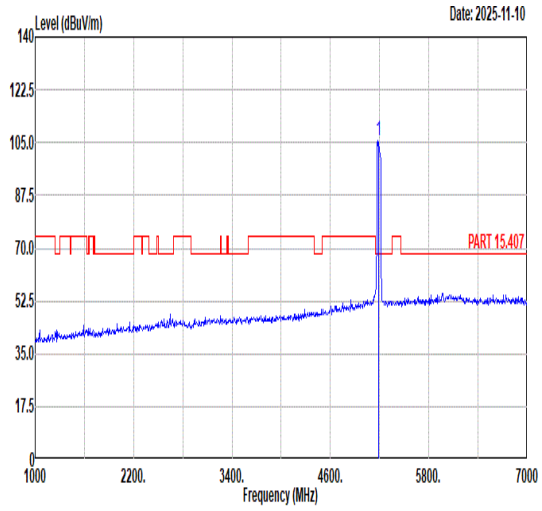 <br>Freq Level Limit Line Margin (dB) Read Level Ant Factor Cable Loss Preamp Factor APos TPos Remark<br>MHz dBuV/m dBuV/m dBuV dB/m dB dB cm deg<br>1 5190.00 105.51 ------ ------ 91.82 35.87 10.46 32.64 339 134 PEAK |
| Avg | 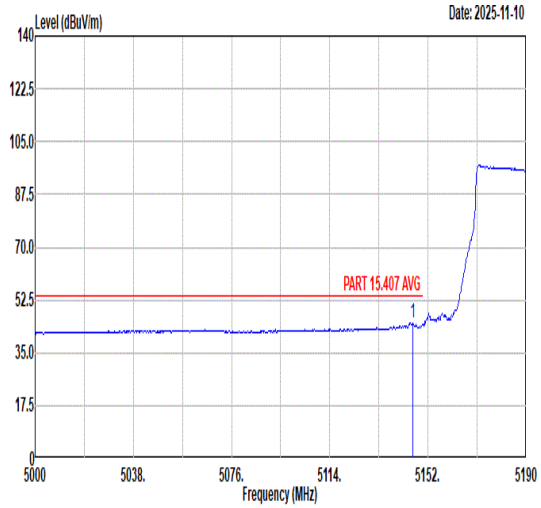 <br>Freq Level Limit Line Margin (dB) Read Level Ant Factor Cable Loss Preamp Factor APos TPos Remark<br>MHz dBuV/m dBuV/m dBuV dB/m dB dB cm deg<br>1 5146.11 44.75 54.00 -9.25 31.00 35.86 10.52 32.63 339 134 AVERAGE | 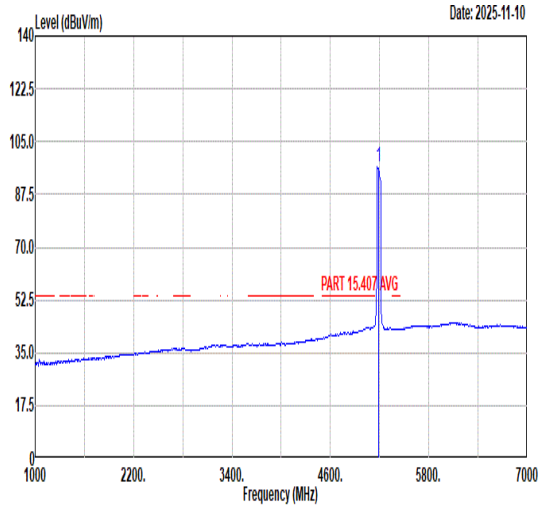 <br>Freq Level Limit Line Margin (dB) Read Level Ant Factor Cable Loss Preamp Factor APos TPos Remark<br>MHz dBuV/m dBuV/m dBuV dB/m dB dB cm deg<br>1 5190.00 96.81 ------ ------ 83.10 35.87 10.47 32.63 339 134 AVERAGE |

| Mode | 167 | |
|---|---|---|
| | Band Edge - R | |
| | U-NII-1_5.15-5.25_802.11ax HE40_CH38_Full RU_5190MHz | |
| ANT | 8 | |
| Pol. | Horizontal | Fundamental |
| Peak | 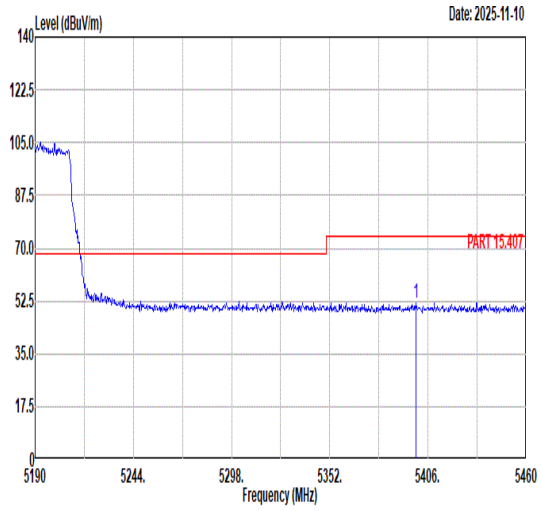 <br>Freq Level Limit Line Margin (dB) Read Level Ant Factor Cable Loss Preamp Factor APos TPos Remark<br>MHz dBuV/m dBuV/m dBuV dB/m dB dB cm deg<br>1 5399.52 51.85 74.00 -22.15 38.07 35.96 10.50 32.68 339 134 PEAK | Blank |
| Avg | 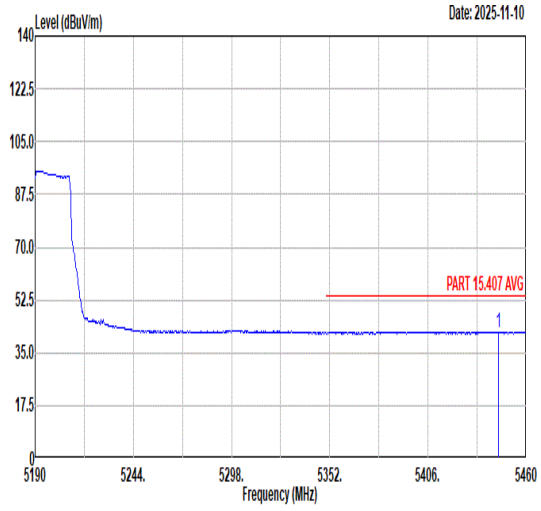 <br>Freq Level Limit Line Margin (dB) Read Level Ant Factor Cable Loss Preamp Factor APos TPos Remark<br>MHz dBuV/m dBuV/m dBuV dB/m dB dB cm deg<br>1 5444.88 41.88 54.00 -12.12 28.06 35.98 10.53 32.69 339 134 AVERAGE | Blank |

| Mode | 167 | |
|---|---|---|
| | Band Edge - L | |
| | U-NII-1_5.15-5.25_802.11ax HE40_CH38_Full RU_5190MHz | |
| ANT | 8 | |
| Pol. | Vertical | Fundamental |
| Peak | 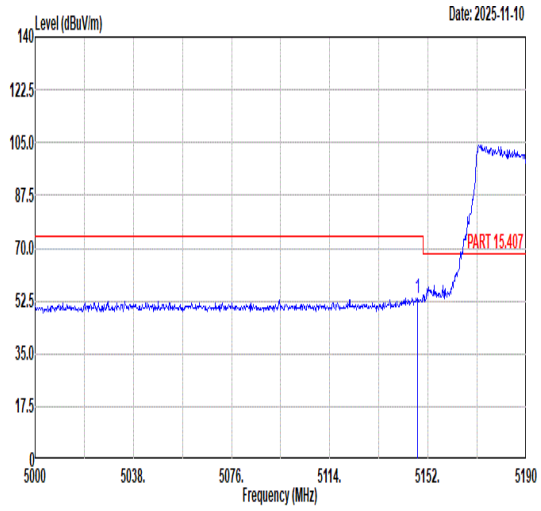 <br>Freq Level Limit Line Margin (dB) Read Level Ant Factor Cable Loss Preamp Factor APos TPos Remark<br>MHz dBuV/m dBuV/m dBuV dB/m dB dB cm deg<br>1 5147.82 53.31 74.00 -20.69 39.56 35.86 10.52 32.63 388 188 PEAK | 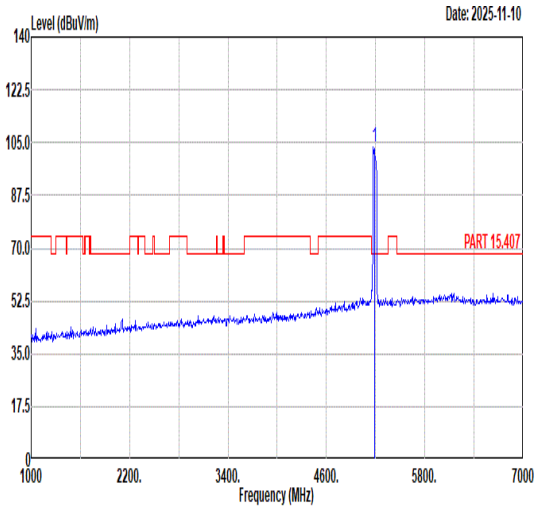 <br>Freq Level Limit Line Margin (dB) Read Level Ant Factor Cable Loss Preamp Factor APos TPos Remark<br>MHz dBuV/m dBuV/m dBuV dB/m dB dB cm deg<br>1 5190.00 103.59 ------ ------ 89.88 35.87 10.47 32.63 388 188 PEAK |
| Avg | 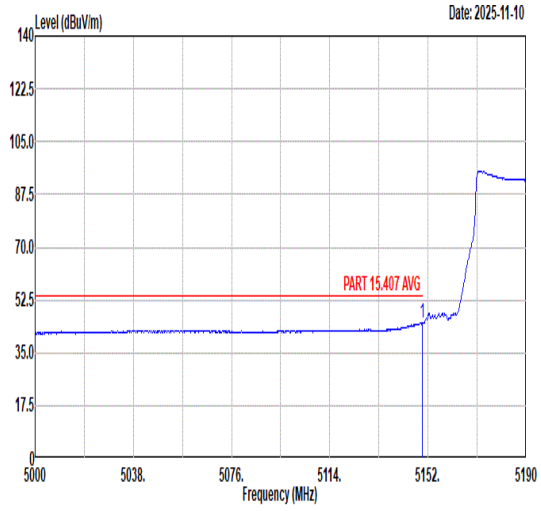 <br>Freq Level Limit Line Margin (dB) Read Level Ant Factor Cable Loss Preamp Factor APos TPos Remark<br>MHz dBuV/m dBuV/m dBuV dB/m dB dB cm deg<br>1 5149.72 44.83 54.00 -9.17 31.09 35.86 10.51 32.63 388 188 AVERAGE | 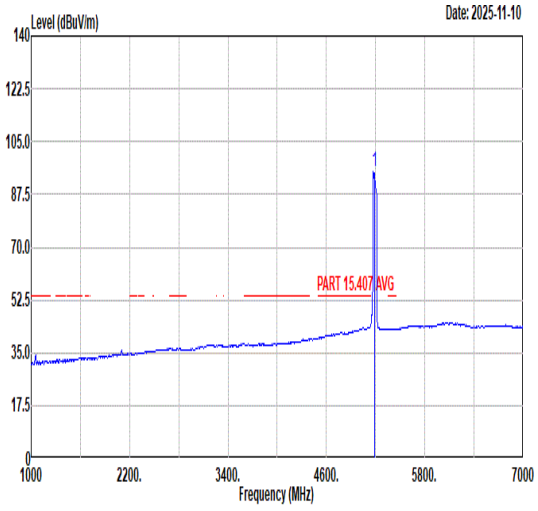 <br>Freq Level Limit Line Margin (dB) Read Level Ant Factor Cable Loss Preamp Factor APos TPos Remark<br>MHz dBuV/m dBuV/m dBuV dB/m dB dB cm deg<br>1 5190.00 94.97 ------ ------ 81.26 35.87 10.47 32.63 388 188 AVERAGE |

| Mode | 167 | |
|---|---|---|
| | Band Edge - R | |
| | U-NII-1_5.15-5.25_802.11ax HE40_CH38_Full RU_5190MHz | |
| ANT | 8 | |
| Pol. | Vertical | Fundamental |
| Peak | 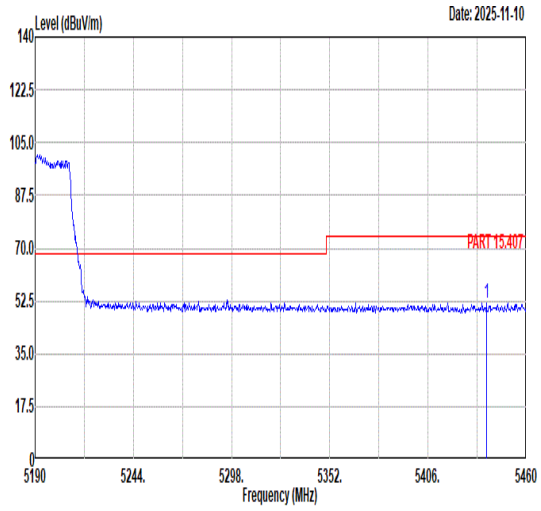 <br>Freq Level Limit Line Margin (dB) Read Level Ant Factor Cable Loss Preamp Factor APos TPos Remark<br>MHz dBuV/m dBuV/m dBuV dB/m dB dB cm deg<br>1 5438.13 51.98 74.00 -22.02 38.16 35.98 10.53 32.69 388 188 PEAK | Blank |
| Avg | 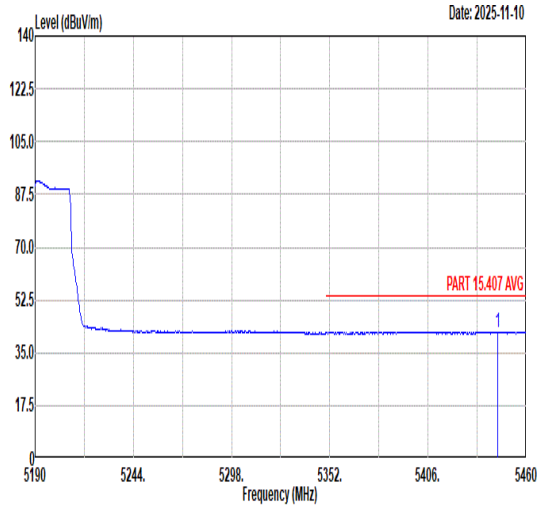 <br>Freq Level Limit Line Margin (dB) Read Level Ant Factor Cable Loss Preamp Factor APos TPos Remark<br>MHz dBuV/m dBuV/m dBuV dB/m dB dB cm deg<br>1 5444.34 41.95 54.00 -12.05 28.13 35.98 10.53 32.69 388 188 AVERAGE | Blank |

| Mode | 168 | |
|---|---|---|
| | Band Edge - L | |
| | U-NII-1_5.15-5.25_802.11ax HE40_CH46_Full RU_5230MHz | |
| ANT | 8 | |
| Pol. | Horizontal | Fundamental |
| Peak | 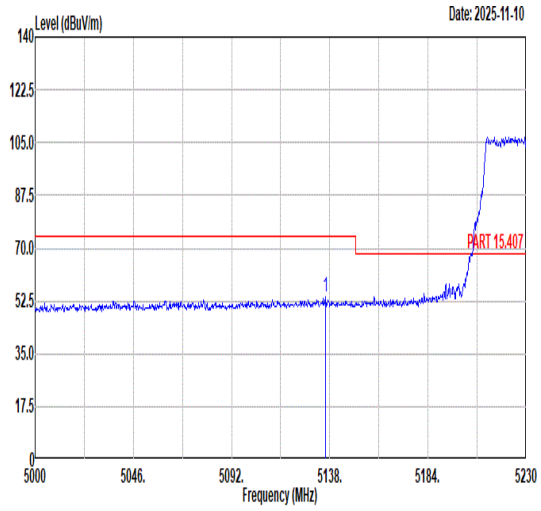 <br>Freq Level Limit Line Margin (dB) Read Level Ant Factor Cable Loss Preamp Factor APos TPos Remark<br>MHz dBuV/m dBuV/m dBuV dB/m dB dB cm deg<br>1 5135.93 54.02 74.00 -19.98 40.26 35.85 10.54 32.63 106 123 PEAK | 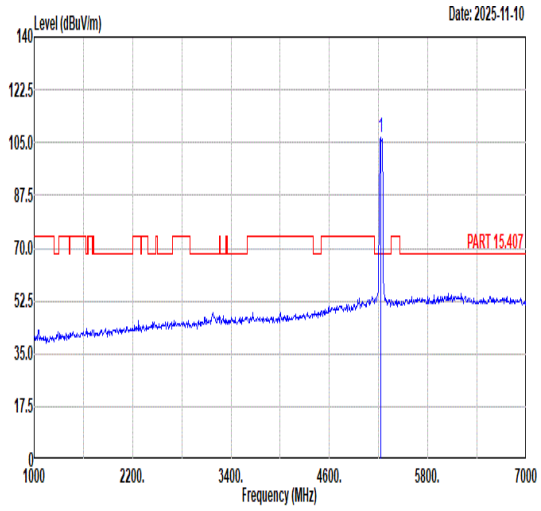 <br>Freq Level Limit Line Margin (dB) Read Level Ant Factor Cable Loss Preamp Factor APos TPos Remark<br>MHz dBuV/m dBuV/m dBuV dB/m dB dB cm deg<br>1 5230.00 106.46 ------ ------ 92.75 35.89 10.47 32.65 106 123 PEAK |
| Avg | 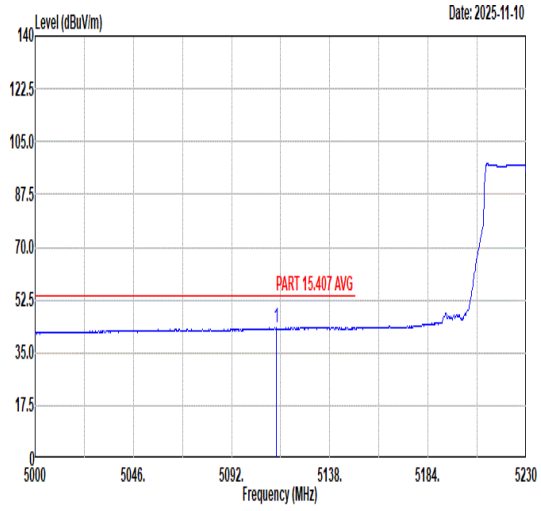 <br>Freq Level Limit Line Margin (dB) Read Level Ant Factor Cable Loss Preamp Factor APos TPos Remark<br>MHz dBuV/m dBuV/m dBuV dB/m dB dB cm deg<br>1 5112.93 43.43 54.00 -10.57 29.61 35.85 10.59 32.62 106 123 AVERAGE | 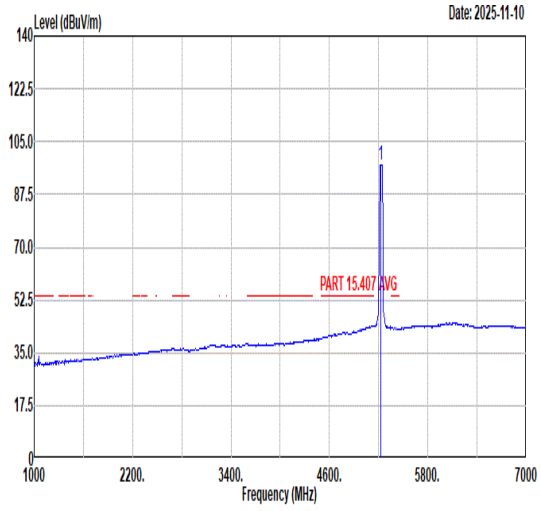 <br>Freq Level Limit Line Margin (dB) Read Level Ant Factor Cable Loss Preamp Factor APos TPos Remark<br>MHz dBuV/m dBuV/m dBuV dB/m dB dB cm deg<br>1 5230.00 97.32 ------ ------ 83.65 35.88 10.43 32.64 106 123 AVERAGE |

| Mode | 168 | |
|---|---|---|
| | Band Edge - R | |
| | U-NII-1_5.15-5.25_802.11ax HE40_CH46_Full RU_5230MHz | |
| ANT | 8 | |
| Pol. | Horizontal | Fundamental |
| Peak | 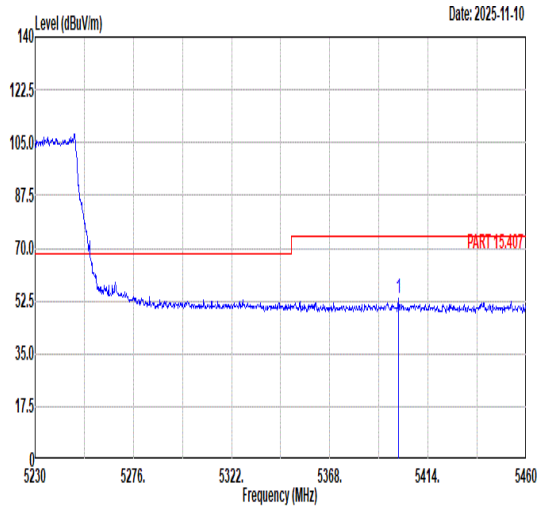 <br>Freq Level Limit Line Margin (dB) Read Level Ant Factor Cable Loss Preamp Factor APos TPos Remark<br>MHz dBuV/m dBuV/m dBuV dB/m dB dB cm deg<br>1 5400.20 53.22 74.00 -20.78 39.44 35.96 10.50 32.68 106 123 PEAK | Blank |
| Avg | 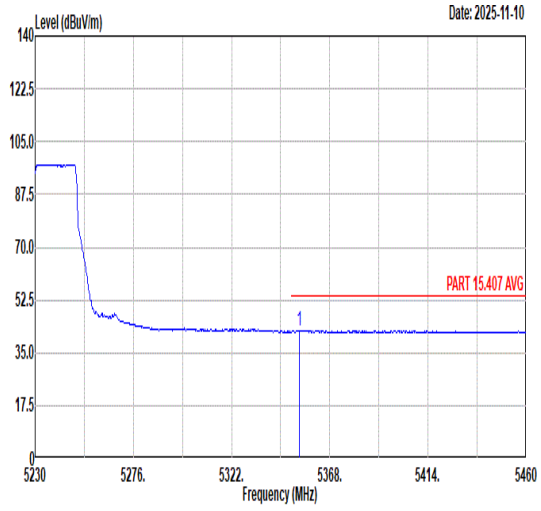 <br>Freq Level Limit Line Margin (dB) Read Level Ant Factor Cable Loss Preamp Factor APos TPos Remark<br>MHz dBuV/m dBuV/m dBuV dB/m dB dB cm deg<br>1 5353.74 42.42 54.00 -11.58 28.60 35.94 10.55 32.67 106 123 AVERAGE | Blank |

| Mode | 168 | |
|---|---|---|
| | Band Edge - L | |
| | U-NII-1_5.15-5.25_802.11ax HE40_CH46_Full RU_5230MHz | |
| ANT | 8 | |
| Pol. | Vertical | Fundamental |
| Peak | 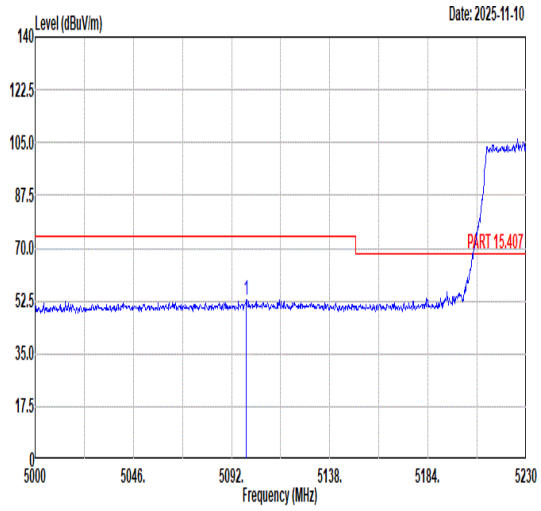 <br>Freq Level Limit Line Margin (dB) Read Level Ant Factor Cable Loss Preamp Factor APos TPos Remark<br>MHz dBuV/m dBuV/m dBuV dB/m dB dB cm deg<br>1 5098.90 52.83 74.00 -21.17 38.99 35.84 10.62 32.62 378 211 PEAK | 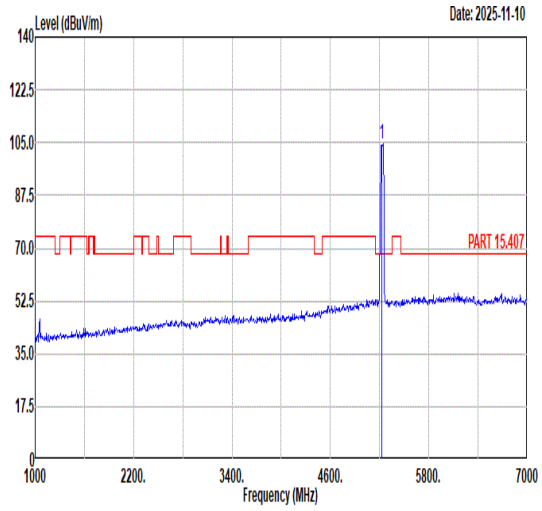 <br>Freq Level Limit Line Margin (dB) Read Level Ant Factor Cable Loss Preamp Factor APos TPos Remark<br>MHz dBuV/m dBuV/m dBuV dB/m dB dB cm deg<br>1 5230.00 104.56 ------ ------ 90.81 35.90 10.50 32.65 378 211 PEAK |
| Avg | 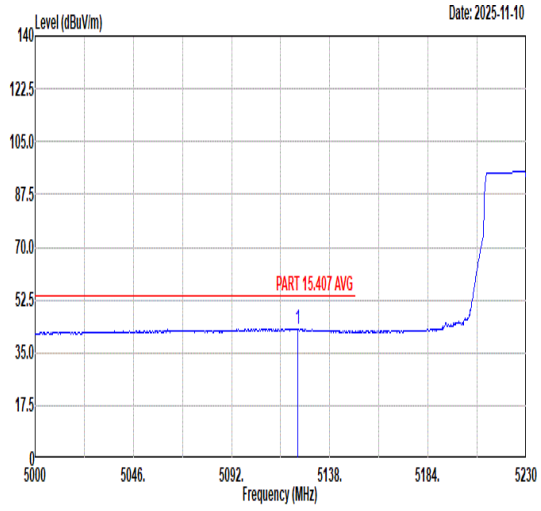 <br>Freq Level Limit Line Margin (dB) Read Level Ant Factor Cable Loss Preamp Factor APos TPos Remark<br>MHz dBuV/m dBuV/m dBuV dB/m dB dB cm deg<br>1 5123.05 42.81 54.00 -11.19 29.01 35.85 10.57 32.62 378 211 AVERAGE | 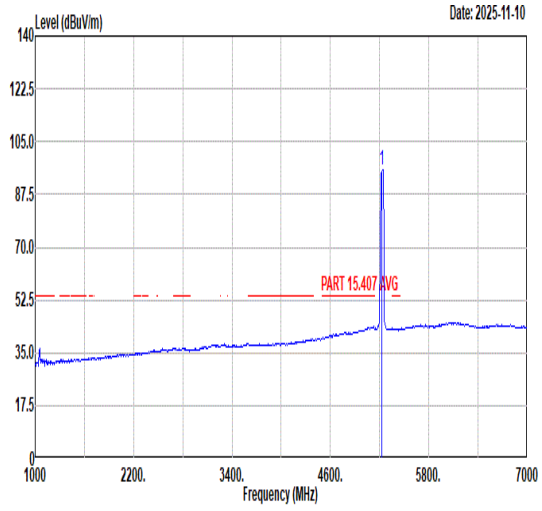 <br>Freq Level Limit Line Margin (dB) Read Level Ant Factor Cable Loss Preamp Factor APos TPos Remark<br>MHz dBuV/m dBuV/m dBuV dB/m dB dB cm deg<br>1 5230.00 95.53 ------ ------ 81.81 35.89 10.48 32.65 378 211 AVERAGE |

| Mode | 168 | |
|---|---|---|
| | Band Edge - R | |
| | U-NII-1_5.15-5.25_802.11ax HE40_CH46_Full RU_5230MHz | |
| ANT | 8 | |
| Pol. | Vertical | Fundamental |
| Peak | 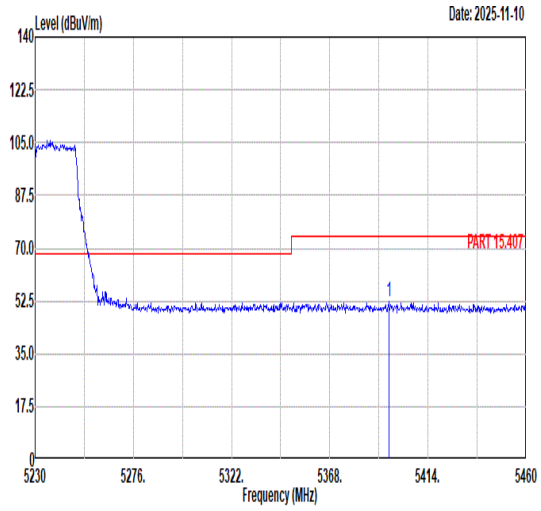 <br>Freq Level Limit Line Margin (dB) Read Level Ant Factor Cable Loss Preamp Factor APos TPos Remark<br>MHz dBuV/m dBuV/m dBuV dB/m dB dB cm deg<br>1 5395.60 52.48 74.00 -21.52 38.69 35.96 10.51 32.68 378 211 PEAK | Blank |
| Avg | 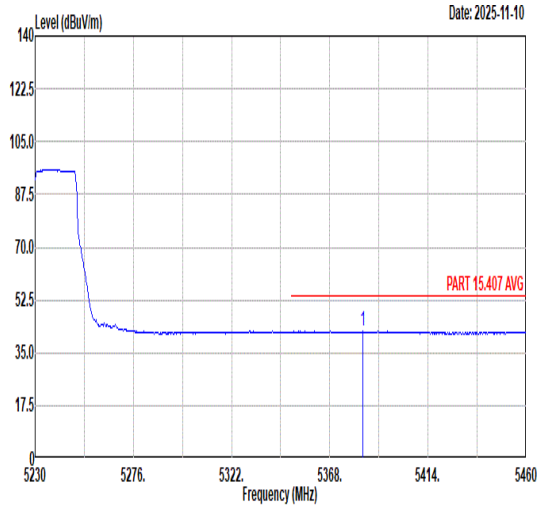 <br>Freq Level Limit Line Margin (dB) Read Level Ant Factor Cable Loss Preamp Factor APos TPos Remark<br>MHz dBuV/m dBuV/m dBuV dB/m dB dB cm deg<br>1 5383.41 42.09 54.00 -11.91 28.30 35.95 10.52 32.68 378 211 AVERAGE | Blank |

| Mode | 169 | |
|---|---|---|
| | Band Edge - L | |
| | U-NII-2A_5.25-5.35_802.11ax HE40_CH54_Full RU_5270MHz | |
| ANT | 8 | |
| Pol. | Horizontal | Fundamental |
| Peak | 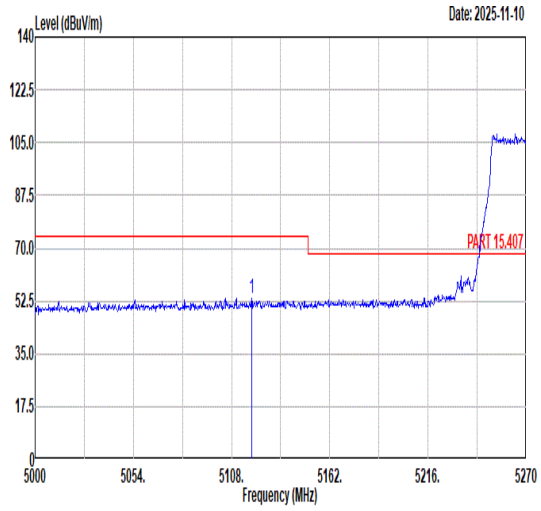 <br>Freq Level Limit Line Margin (dB) Read Level Ant Factor Cable Loss Preamp Factor APos TPos Remark<br>MHz dBuV/m dBuV/m dBuV dB/m dB dB cm deg<br>1 5119.07 53.59 74.00 -20.41 39.79 35.85 10.57 32.62 104 118 PEAK | 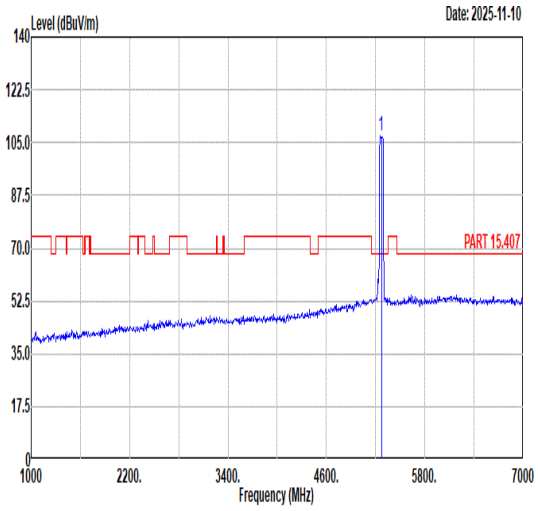 <br>Freq Level Limit Line Margin (dB) Read Level Ant Factor Cable Loss Preamp Factor APos TPos Remark<br>MHz dBuV/m dBuV/m dBuV dB/m dB dB cm deg<br>1 5270.00 107.49 ------ ------ 93.72 35.90 10.52 32.65 104 118 PEAK |
| Avg | 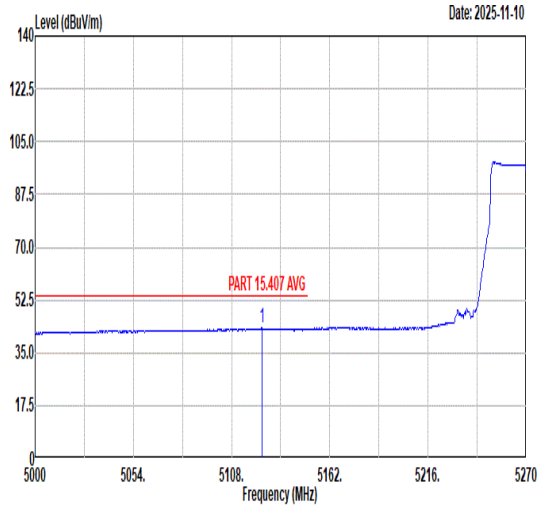 <br>Freq Level Limit Line Margin (dB) Read Level Ant Factor Cable Loss Preamp Factor APos TPos Remark<br>MHz dBuV/m dBuV/m dBuV dB/m dB dB cm deg<br>1 5124.74 43.14 54.00 -10.86 29.35 35.85 10.56 32.62 104 118 AVERAGE | 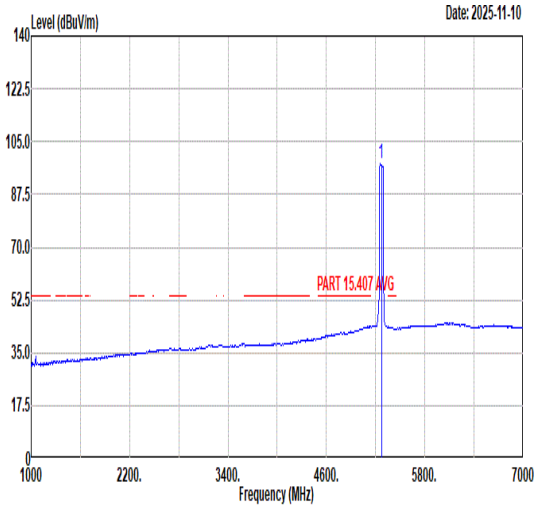 <br>Freq Level Limit Line Margin (dB) Read Level Ant Factor Cable Loss Preamp Factor APos TPos Remark<br>MHz dBuV/m dBuV/m dBuV dB/m dB dB cm deg<br>1 5270.00 97.88 ------ ------ 84.12 35.90 10.51 32.65 104 118 AVERAGE |

| Mode | 169 | |
|---|---|---|
| | Band Edge - R | |
| | U-NII-2A_5.25-5.35_802.11ax HE40_CH54_Full RU_5270MHz | |
| ANT | 8 | |
| Pol. | Horizontal | Fundamental |
| Peak | 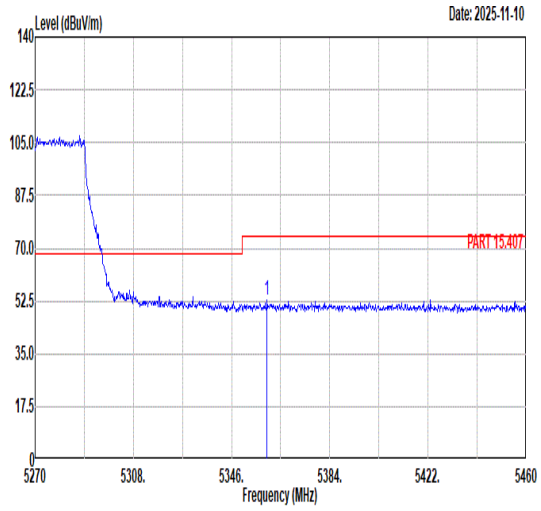 <br>Freq Level Limit Line Margin (dB) Read Level Ant Factor Cable Loss Preamp Factor APos TPos Remark<br>MHz dBuV/m dBuV/m dBuV dB/m dB dB cm deg<br>1 5359.68 52.74 74.00 -21.26 38.93 35.94 10.54 32.67 104 118 PEAK | Blank |
| Avg | 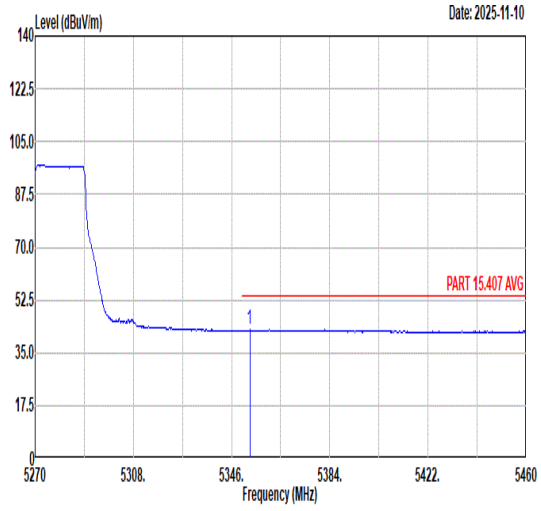 <br>Freq Level Limit Line Margin (dB) Read Level Ant Factor Cable Loss Preamp Factor APos TPos Remark<br>MHz dBuV/m dBuV/m dBuV dB/m dB dB cm deg<br>1 5353.03 42.57 54.00 -11.43 28.75 35.94 10.55 32.67 104 118 AVERAGE | Blank |

| Mode | 169 | |
|---|---|---|
| | Band Edge - L | |
| | U-NII-2A_5.25-5.35_802.11ax HE40_CH54_Full RU_5270MHz | |
| ANT | 8 | |
| Pol. | Vertical | Fundamental |
| Peak | 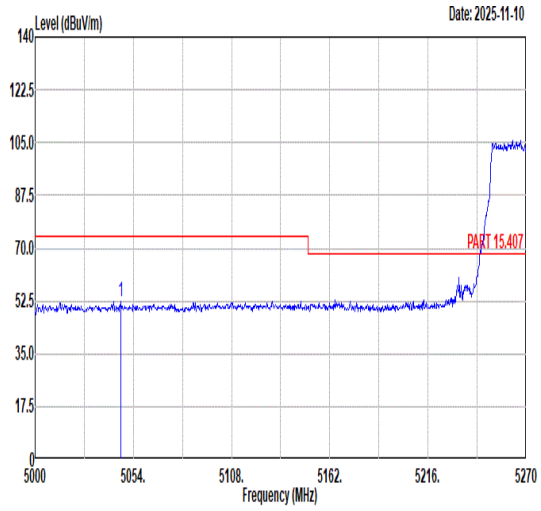 <br>Freq Level Limit Line Margin (dB) Read Level Ant Factor Cable Loss Preamp Factor APos TPos Remark<br>MHz dBuV/m dBuV/m dBuV dB/m dB dB cm deg<br>1 5046.98 52.40 74.00 -21.60 38.70 35.82 10.49 32.61 397 218 PEAK | 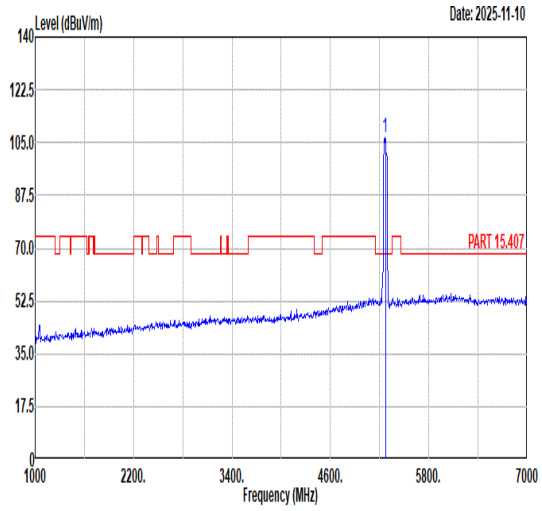 <br>Freq Level Limit Line Margin (dB) Read Level Ant Factor Cable Loss Preamp Factor APos TPos Remark<br>MHz dBuV/m dBuV/m dBuV dB/m dB dB cm deg<br>1 5270.00 106.81 ------ ------ 93.02 35.91 10.53 32.65 397 218 PEAK |
| Avg | 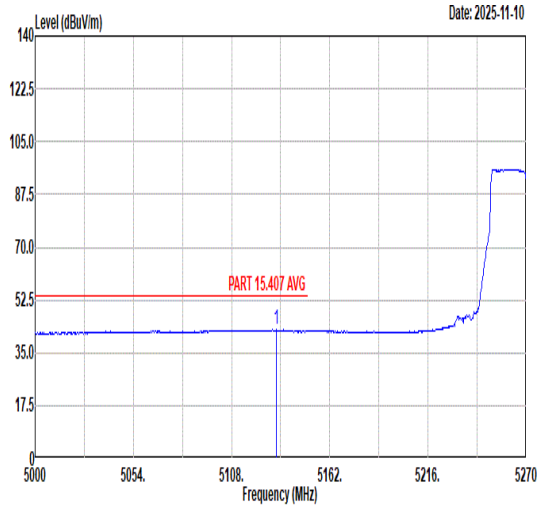 <br>Freq Level Limit Line Margin (dB) Read Level Ant Factor Cable Loss Preamp Factor APos TPos Remark<br>MHz dBuV/m dBuV/m dBuV dB/m dB dB cm deg<br>1 5132.57 42.65 54.00 -11.35 28.88 35.85 10.55 32.63 397 218 AVERAGE | 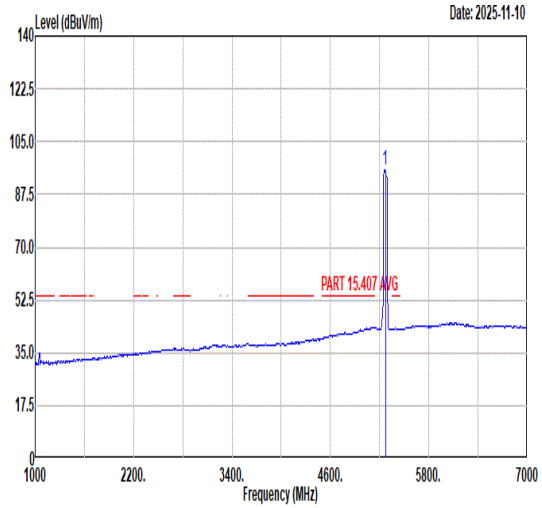 <br>Freq Level Limit Line Margin (dB) Read Level Ant Factor Cable Loss Preamp Factor APos TPos Remark<br>MHz dBuV/m dBuV/m dBuV dB/m dB dB cm deg<br>1 5270.00 95.50 ------ ------ 81.71 35.91 10.53 32.65 397 218 AVERAGE |

| Mode | 169 | |
|---|---|---|
| | Band Edge - R | |
| | U-NII-2A_5.25-5.35_802.11ax HE40_CH54_Full RU_5270MHz | |
| ANT | 8 | |
| Pol. | Vertical | Fundamental |
| Peak | 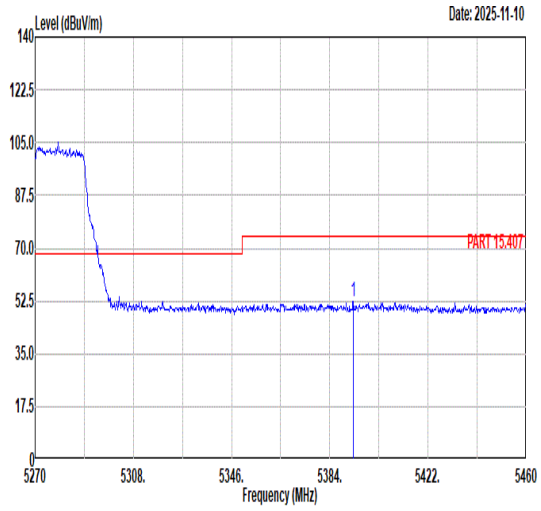 <br>Freq Level Limit Line Margin (dB) Read Level Ant Factor Cable Loss Preamp Factor APos TPos Remark<br>MHz dBuV/m dBuV/m dBuV dB/m dB dB cm deg<br>1 5393.12 52.20 74.00 -21.80 38.41 35.96 10.51 32.68 397 218 PEAK | Blank |
| Avg | 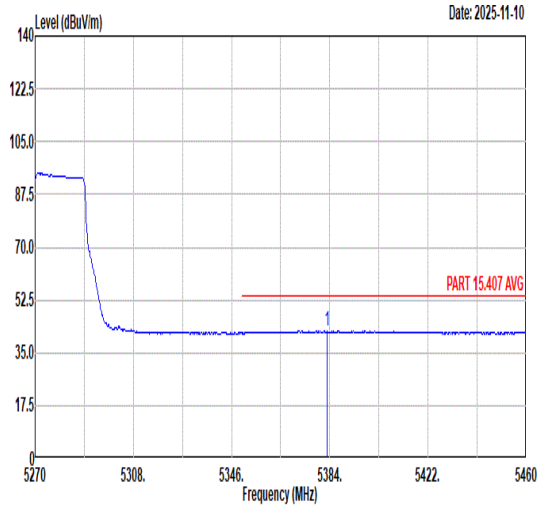 <br>Freq Level Limit Line Margin (dB) Read Level Ant Factor Cable Loss Preamp Factor APos TPos Remark<br>MHz dBuV/m dBuV/m dBuV dB/m dB dB cm deg<br>1 5383.05 42.24 54.00 -11.76 28.45 35.95 10.52 32.68 397 218 AVERAGE | Blank |

| Mode | 170 | |
|---|---|---|
| | Band Edge - L | |
| | U-NII-2A_5.25-5.35_802.11ax HE40_CH62_Full RU_5310MHz | |
| ANT | 8 | |
| Pol. | Horizontal | Fundamental |
| Peak | 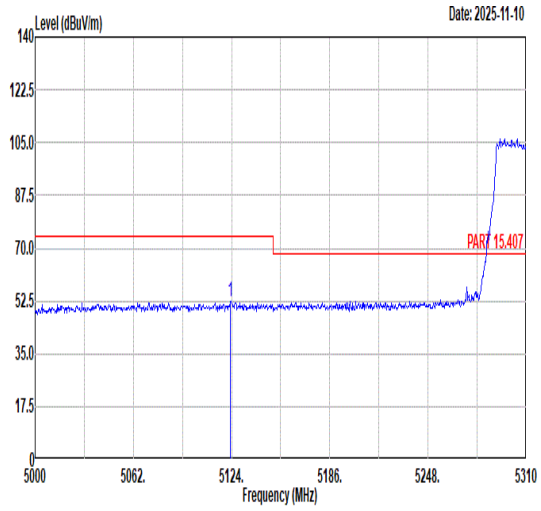 <br>Freq Level Limit Line Margin (dB) Read Level Ant Factor Cable Loss Preamp Factor APos TPos Remark<br>MHz dBuV/m dBuV/m dBuV dB/m dB dB cm deg<br>1 5123.38 52.54 74.00 -21.46 38.74 35.85 10.57 32.62 117 120 PEAK | 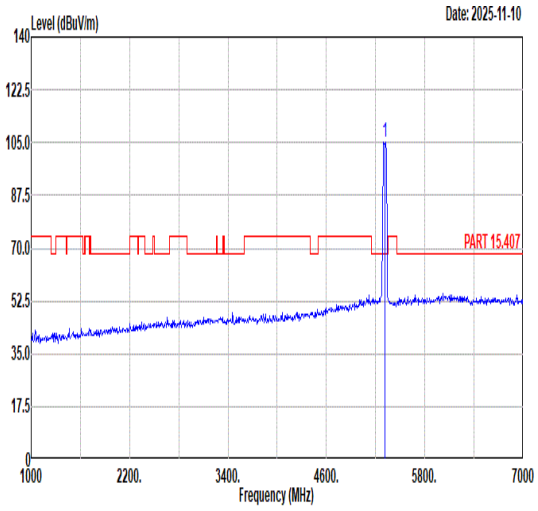 <br>Freq Level Limit Line Margin (dB) Read Level Ant Factor Cable Loss Preamp Factor APos TPos Remark<br>MHz dBuV/m dBuV/m dBuV dB/m dB dB cm deg<br>1 5310.00 105.17 ------ ------ 91.33 35.92 10.58 32.66 117 120 PEAK |
| Avg | 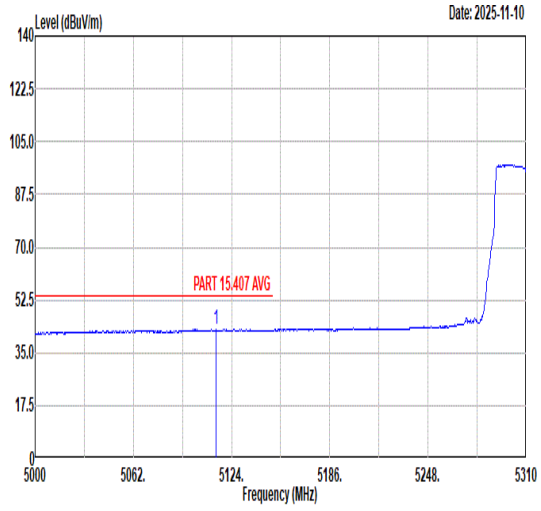 <br>Freq Level Limit Line Margin (dB) Read Level Ant Factor Cable Loss Preamp Factor APos TPos Remark<br>MHz dBuV/m dBuV/m dBuV dB/m dB dB cm deg<br>1 5114.39 42.74 54.00 -11.26 28.93 35.85 10.58 32.62 117 120 AVERAGE | 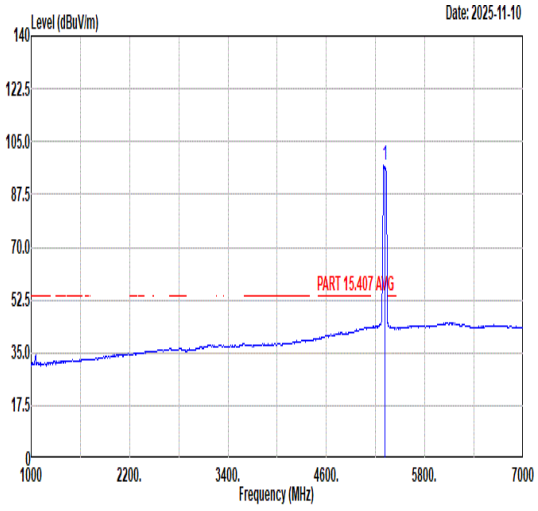 <br>Freq Level Limit Line Margin (dB) Read Level Ant Factor Cable Loss Preamp Factor APos TPos Remark<br>MHz dBuV/m dBuV/m dBuV dB/m dB dB cm deg<br>1 5310.00 96.95 ------ ------ 83.10 35.92 10.59 32.66 117 120 AVERAGE |

| Mode | 170 | |
|---|---|---|
| | Band Edge - R | |
| | U-NII-2A_5.25-5.35_802.11ax HE40_CH62_Full RU_5310MHz | |
| ANT | 8 | |
| Pol. | Horizontal | Fundamental |
| Peak | 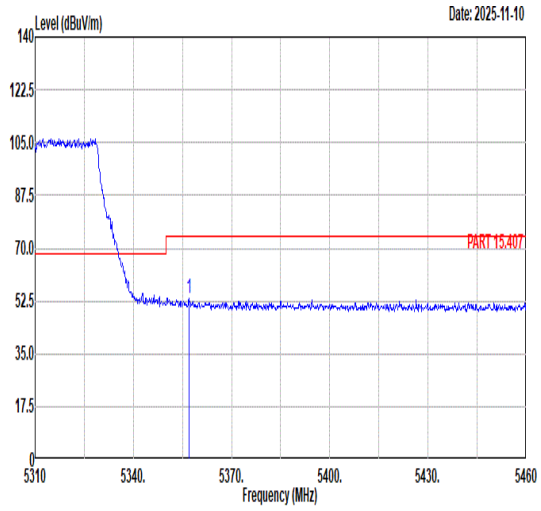 <br>Freq Level Limit Line Margin (dB) Read Level Ant Factor Cable Loss Preamp Factor APos TPos Remark<br>MHz dBuV/m dBuV/m dBuV dB/m dB dB cm deg<br>1 5356.95 53.54 74.00 -20.46 39.72 35.94 10.55 32.67 117 120 PEAK | Blank |
| Avg | 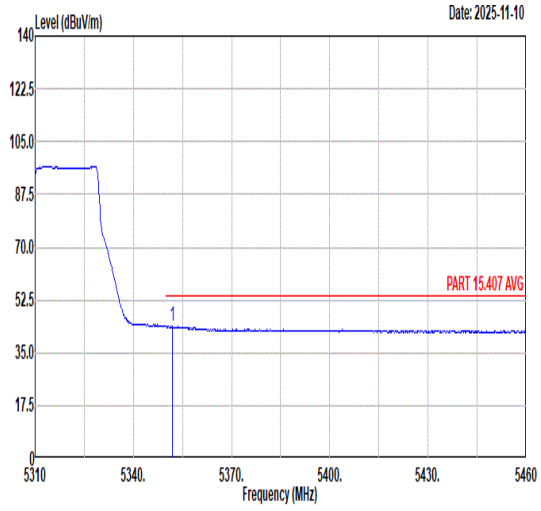 <br>Freq Level Limit Line Margin (dB) Read Level Ant Factor Cable Loss Preamp Factor APos TPos Remark<br>MHz dBuV/m dBuV/m dBuV dB/m dB dB cm deg<br>1 5352.00 43.76 54.00 -10.24 29.94 35.94 10.55 32.67 117 120 AVERAGE | Blank |

| Mode | 170 | |
|---|---|---|
| | Band Edge - L | |
| | U-NII-2A_5.25-5.35_802.11ax HE40_CH62_Full RU_5310MHz | |
| ANT | 8 | |
| Pol. | Vertical | Fundamental |
| Peak | 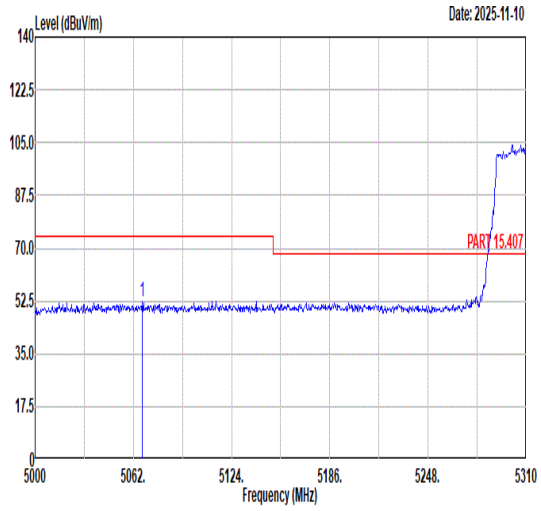 <br>Freq Level Limit Line Margin (dB) Read Level Ant Factor Cable Loss Preamp Factor APos TPos Remark<br>MHz dBuV/m dBuV/m dBuV dB/m dB dB cm deg<br>1 5067.58 52.32 74.00 -21.68 38.56 35.83 10.54 32.61 384 214 PEAK | 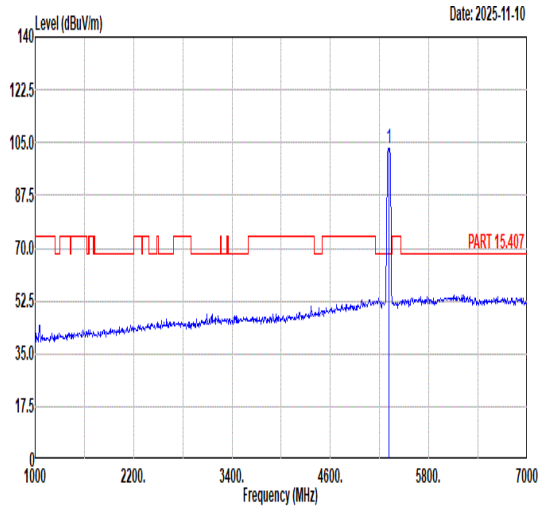 <br>Freq Level Limit Line Margin (dB) Read Level Ant Factor Cable Loss Preamp Factor APos TPos Remark<br>MHz dBuV/m dBuV/m dBuV dB/m dB dB cm deg<br>1 5310.00 103.26 ------ ------ 89.42 35.93 10.58 32.67 384 214 PEAK |
| Avg | 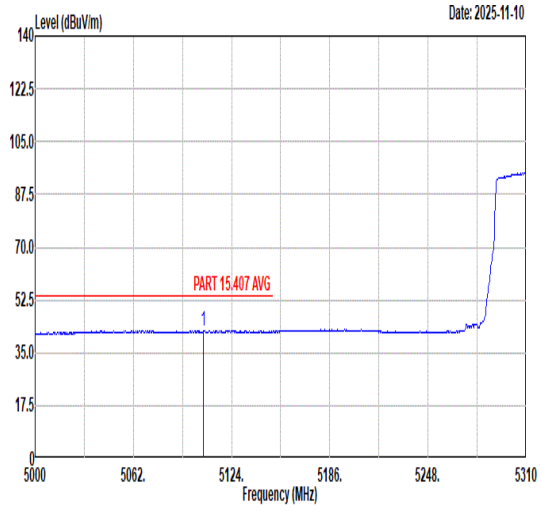 <br>Freq Level Limit Line Margin (dB) Read Level Ant Factor Cable Loss Preamp Factor APos TPos Remark<br>MHz dBuV/m dBuV/m dBuV dB/m dB dB cm deg<br>1 5106.02 42.24 54.00 -11.76 28.42 35.84 10.60 32.62 384 214 AVERAGE | 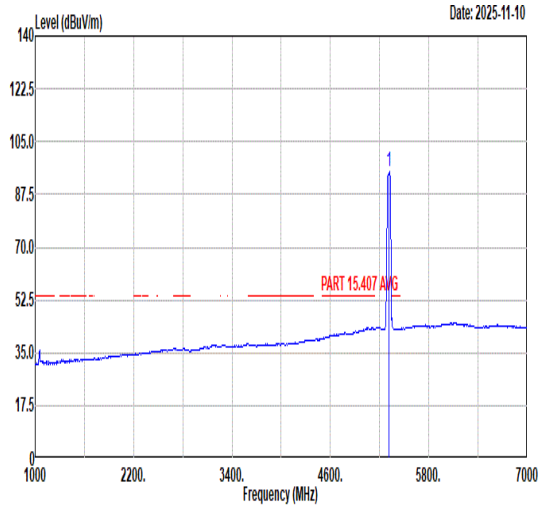 <br>Freq Level Limit Line Margin (dB) Read Level Ant Factor Cable Loss Preamp Factor APos TPos Remark<br>MHz dBuV/m dBuV/m dBuV dB/m dB dB cm deg<br>1 5310.00 95.01 ------ ------ 81.17 35.93 10.58 32.67 384 214 AVERAGE |

| Mode | 170 | |
|---|---|---|
| | Band Edge - R | |
| | U-NII-2A_5.25-5.35_802.11ax HE40_CH62_Full RU_5310MHz | |
| ANT | 8 | |
| Pol. | Vertical | Fundamental |
| Peak | 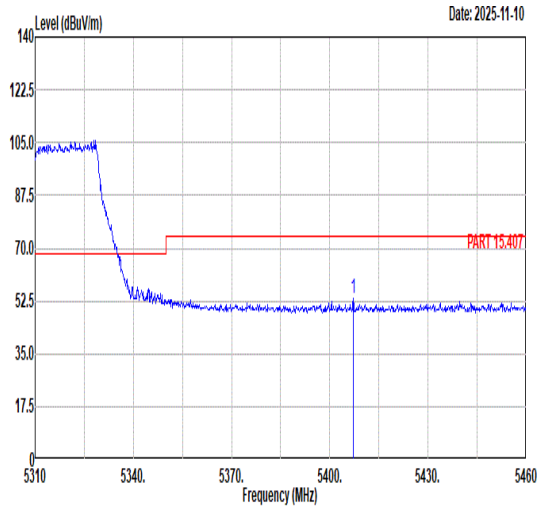 <br>Freq Level Limit Line Margin (dB) Read Level Ant Factor Cable Loss Preamp Factor APos TPos Remark<br>MHz dBuV/m dBuV/m dBuV dB/m dB dB cm deg<br>1 5407.20 53.19 74.00 -20.81 39.41 35.96 10.50 32.68 384 214 PEAK | Blank |
| Avg | 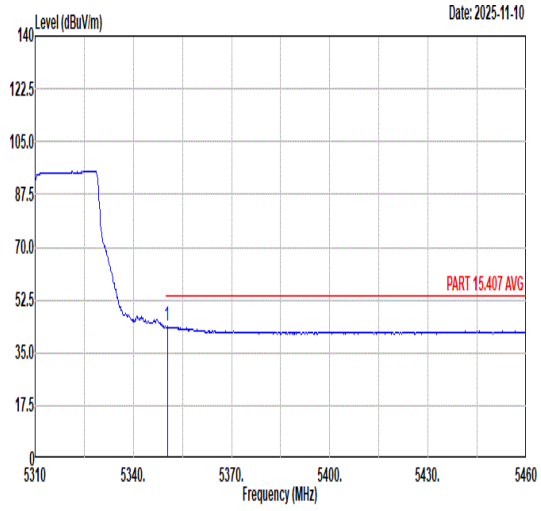 <br>Freq Level Limit Line Margin (dB) Read Level Ant Factor Cable Loss Preamp Factor APos TPos Remark<br>MHz dBuV/m dBuV/m dBuV dB/m dB dB cm deg<br>1 5350.35 43.64 54.00 -10.36 29.82 35.94 10.55 32.67 384 214 AVERAGE | Blank |

| Mode | 171 | |
|---|---|---|
| | Band Edge - L | |
| | U-NII-2C_5.47-5.725_802.11ax HE40_CH102_Full RU_5510MHz | |
| ANT | 8 | |
| Pol. | Horizontal | Fundamental |
| Peak | 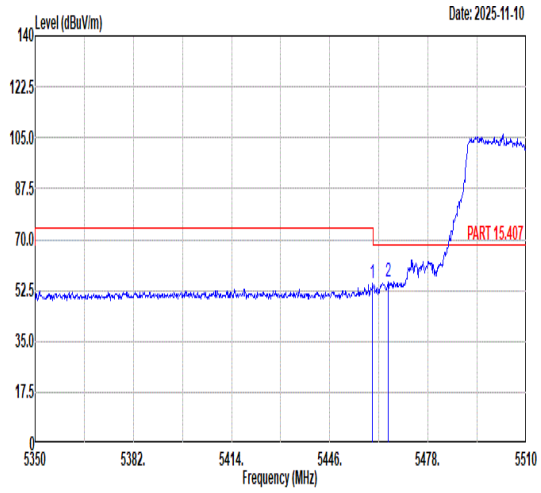 <br>Freq Level Limit Line Margin (dB) Read Level Ant Factor Cable Loss Preamp Factor APos TPos Remark<br>MHz dBuV/m dBuV/m dBuV dB/m dB dB cm deg<br>1 5459.92 54.78 74.00 -19.22 40.95 35.98 10.54 32.69 100 123 PEAK<br>2 5465.04 55.32 68.30 -12.98 41.47 35.99 10.55 32.69 100 123 PEAK | 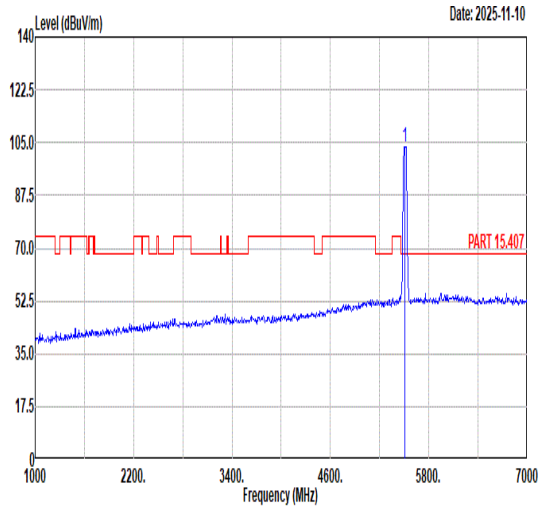 <br>Freq Level Limit Line Margin (dB) Read Level Ant Factor Cable Loss Preamp Factor APos TPos Remark<br>MHz dBuV/m dBuV/m dBuV dB/m dB dB cm deg<br>1 5510.00 103.76 ------ ------ 89.83 36.04 10.60 32.71 100 123 PEAK |
| Avg | 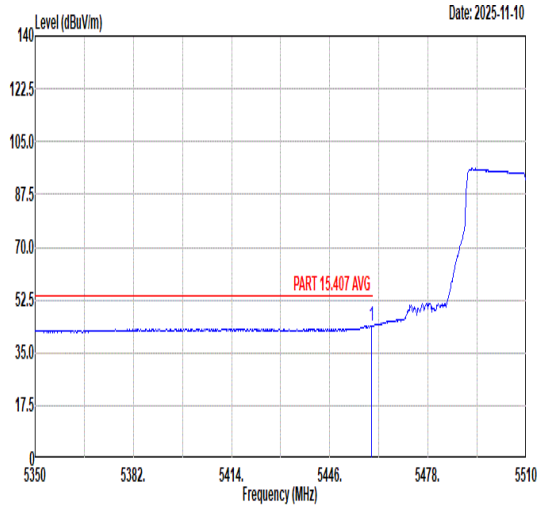 <br>Freq Level Limit Line Margin (dB) Read Level Ant Factor Cable Loss Preamp Factor APos TPos Remark<br>MHz dBuV/m dBuV/m dBuV dB/m dB dB cm deg<br>1 5459.60 43.99 54.00 -10.01 30.16 35.98 10.54 32.69 100 123 AVERAGE | 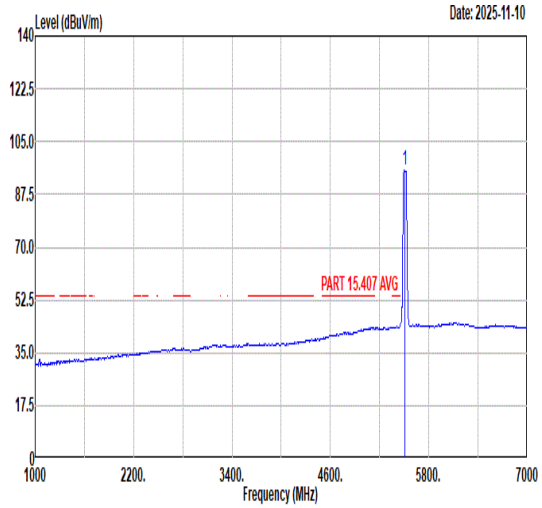 <br>Freq Level Limit Line Margin (dB) Read Level Ant Factor Cable Loss Preamp Factor APos TPos Remark<br>MHz dBuV/m dBuV/m dBuV dB/m dB dB cm deg<br>1 5510.00 95.74 ------ ------ 81.87 36.00 10.57 32.70 100 123 AVERAGE |

| Mode | 171 | |
|---|---|---|
| | Band Edge - R | |
| | U-NII-2C_5.47-5.725_802.11ax HE40_CH102_Full RU_5510MHz | |
| ANT | 8 | |
| Pol. | Horizontal | Fundamental |
| Peak | 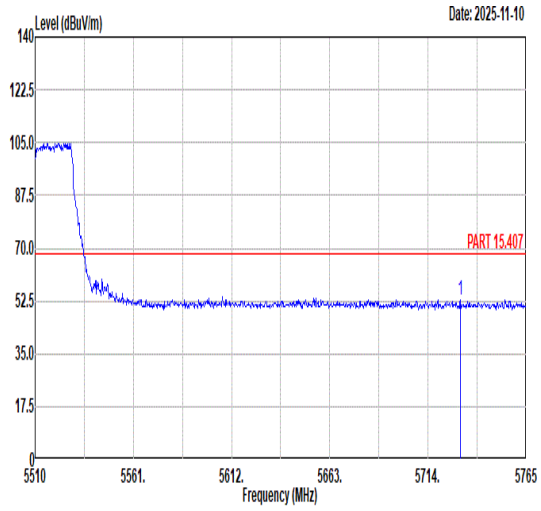 <br>Freq Level Limit Line Margin (dB) Read Level Ant Factor Cable Loss Preamp Factor APos TPos Remark<br>MHz dBuV/m dBuV/m dBuV dB/m dB dB cm deg<br>1 5730.83 52.58 68.30 -15.72 38.13 36.37 10.87 32.79 100 123 PEAK | Blank |

| Mode | 171 | |
|---|---|---|
| | Band Edge - L | |
| | U-NII-2C_5.47-5.725_802.11ax HE40_CH102_Full RU_5510MHz | |
| ANT | 8 | |
| Pol. | Vertical | Fundamental |
| Peak | 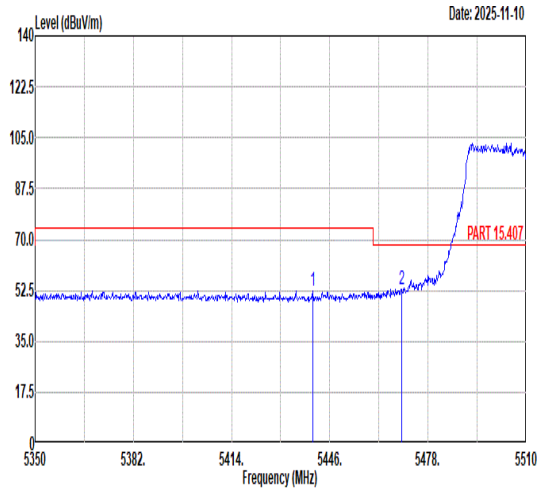 <br>Freq Level Limit Line Margin (dB) Read Level Ant Factor Cable Loss Preamp Factor APos TPos Remark<br>MHz dBuV/m dBuV/m dBuV dB/m dB dB cm deg<br>1 5440.40 52.30 74.00 -21.70 38.48 35.98 10.53 32.69 400 215 PEAK<br>2 5469.36 52.90 68.30 -15.40 39.05 35.99 10.55 32.69 400 215 PEAK | 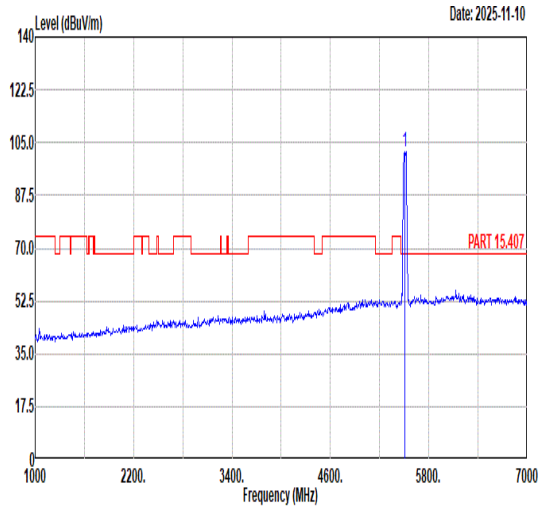 <br>Freq Level Limit Line Margin (dB) Read Level Ant Factor Cable Loss Preamp Factor APos TPos Remark<br>MHz dBuV/m dBuV/m dBuV dB/m dB dB cm deg<br>1 5510.00 101.92 ------ ------ 88.03 36.01 10.58 32.70 400 215 PEAK |
| Avg | 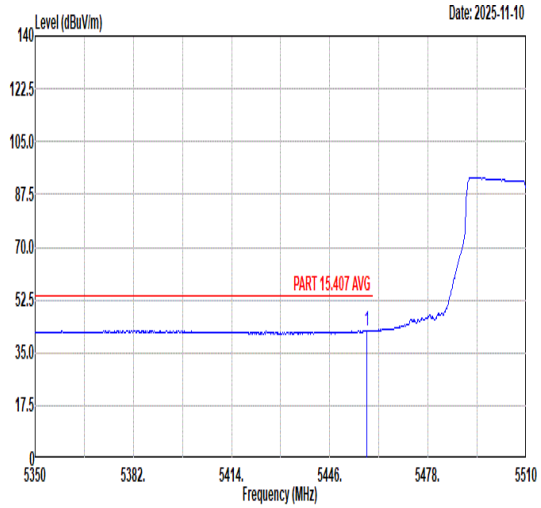 <br>Freq Level Limit Line Margin (dB) Read Level Ant Factor Cable Loss Preamp Factor APos TPos Remark<br>MHz dBuV/m dBuV/m dBuV dB/m dB dB cm deg<br>1 5458.16 42.39 54.00 -11.61 28.56 35.98 10.54 32.69 400 215 AVERAGE | 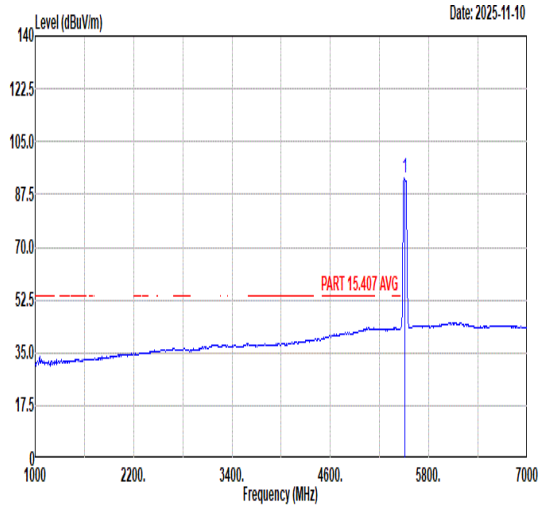 <br>Freq Level Limit Line Margin (dB) Read Level Ant Factor Cable Loss Preamp Factor APos TPos Remark<br>MHz dBuV/m dBuV/m dBuV dB/m dB dB cm deg<br>1 5510.00 92.79 ------ ------ 78.92 36.00 10.57 32.70 400 215 AVERAGE |

| | | |
|---|---|---|
| Mode | 171 | |
| | Band Edge - R | |
| | U-NII-2C_5.47-5.725_802.11ax HE40_CH102_Full RU_5510MHz | |
| ANT | 8 | |
| Pol. | Vertical | Fundamental |
| Peak | 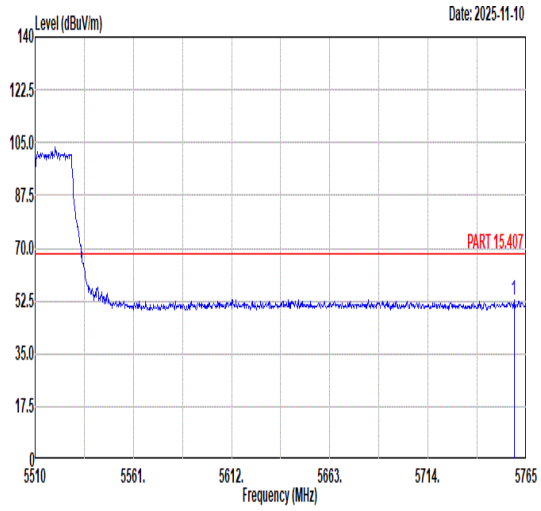 <br>Freq Level Limit Line Margin (dB) Read Level Ant Factor Cable Loss Preamp Factor APos TPos Remark<br>MHz dBuV/m dBuV/m dBuV dB/m dB dB cm deg<br>1 5758.63 52.58 68.30 -15.72 38.12 36.41 10.85 32.80 400 215 PEAK | Blank |

| Mode | 172 | |
|---|---|---|
| | Band Edge - L | |
| | U-NII-2C_5.47-5.725_802.11ax HE40_CH134_Full RU_5670MHz | |
| ANT | 8 | |
| Pol. | Horizontal | Fundamental |
| Peak | 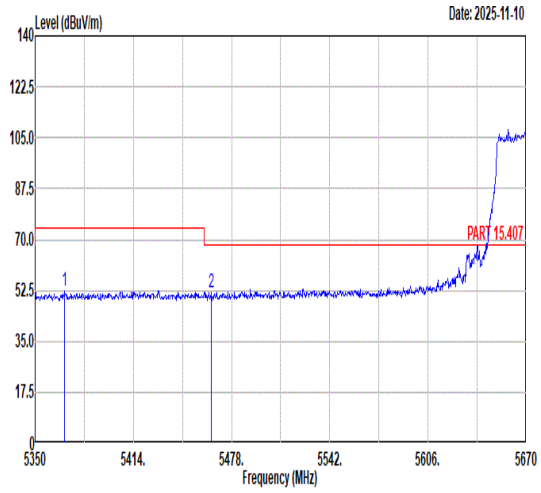 <br>Freq Level Limit Line Margin (dB) Read Level Ant Factor Cable Loss Preamp Factor APos TPos Remark<br>MHz dBuV/m dBuV/m dBuV dB/m dB dB cm deg<br>1 5369.20 52.46 74.00 -21.54 38.65 35.95 10.53 32.67 100 118 PEAK<br>2 5464.56 51.89 68.30 -16.41 38.04 35.99 10.55 32.69 100 118 PEAK | 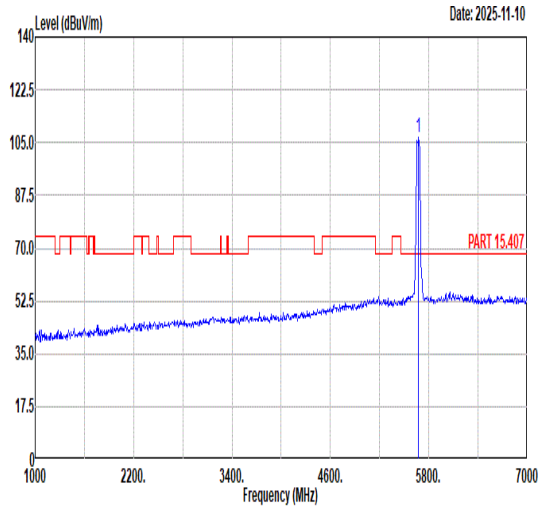 <br>Freq Level Limit Line Margin (dB) Read Level Ant Factor Cable Loss Preamp Factor APos TPos Remark<br>MHz dBuV/m dBuV/m dBuV dB/m dB dB cm deg<br>1 5670.00 106.48 ------ ------ 92.11 36.28 10.86 32.77 100 118 PEAK |
| Avg | 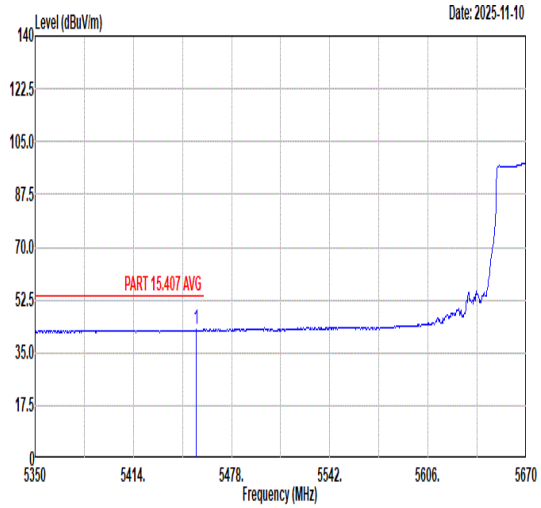 <br>Freq Level Limit Line Margin (dB) Read Level Ant Factor Cable Loss Preamp Factor APos TPos Remark<br>MHz dBuV/m dBuV/m dBuV dB/m dB dB cm deg<br>1 5454.96 42.55 54.00 -11.45 28.72 35.98 10.54 32.69 100 118 AVERAGE | 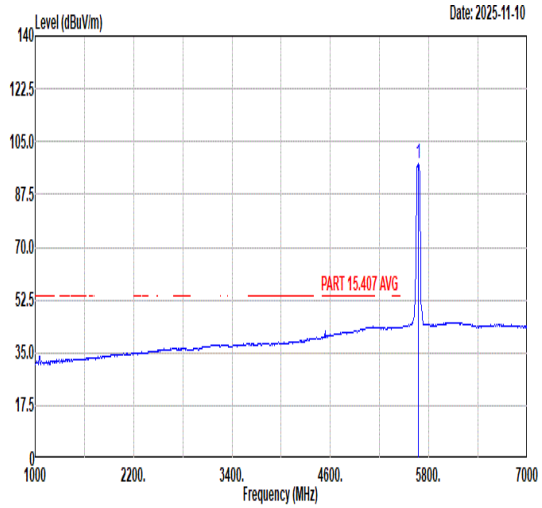 <br>Freq Level Limit Line Margin (dB) Read Level Ant Factor Cable Loss Preamp Factor APos TPos Remark<br>MHz dBuV/m dBuV/m dBuV dB/m dB dB cm deg<br>1 5670.00 97.74 ------ ------ 83.37 36.28 10.86 32.77 100 118 AVERAGE |

| Mode | 172 | |
|---|---|---|
| | Band Edge - R | |
| | U-NII-2C_5.47-5.725_802.11ax HE40_CH134_Full RU_5670MHz | |
| ANT | 8 | |
| Pol. | Horizontal | Fundamental |
| Peak | 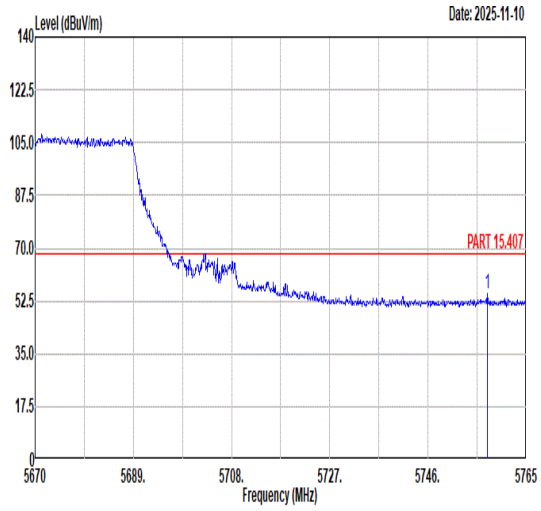 <br>Freq Level Limit Line Margin (dB) Read Level Ant Factor Cable Loss Preamp Factor APos TPos Remark<br>MHz dBuV/m dBuV/m dBuV dB/m dB dB cm deg<br>1 5757.50 54.91 68.30 -13.39 40.45 36.41 10.85 32.80 100 118 PEAK | Blank |

| Mode | 172 | |
|---|---|---|
| | Band Edge - L | |
| | U-NII-2C_5.47-5.725_802.11ax HE40_CH134_Full RU_5670MHz | |
| ANT | 8 | |
| Pol. | Vertical | Fundamental |
| Peak | 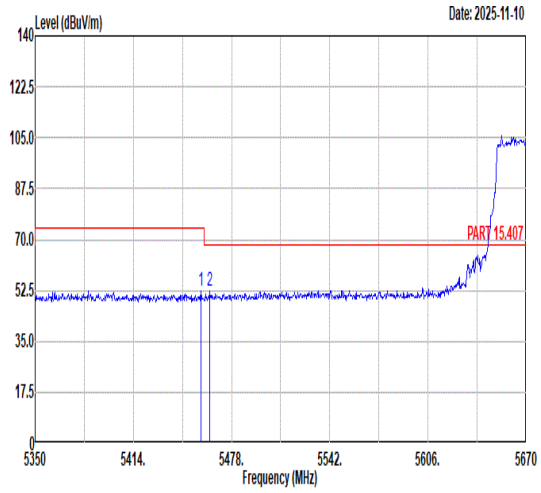 <br>Freq Level Limit Line Margin (dB) Read Level Ant Factor Cable Loss Preamp Factor APos TPos Remark<br>MHz dBuV/m dBuV/m dBuV dB/m dB dB cm deg<br>1 5457.84 52.46 74.00 -21.54 38.63 35.98 10.54 32.69 339 236 PEAK<br>2 5463.92 52.08 68.30 -16.22 38.23 35.99 10.55 32.69 339 236 PEAK | 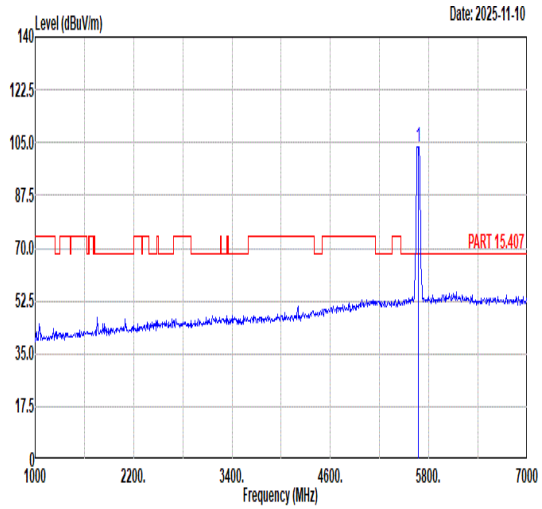 <br>Freq Level Limit Line Margin (dB) Read Level Ant Factor Cable Loss Preamp Factor APos TPos Remark<br>MHz dBuV/m dBuV/m dBuV dB/m dB dB cm deg<br>1 5670.00 103.80 ------ ------ 89.41 36.29 10.87 32.77 339 236 PEAK |
| Avg | 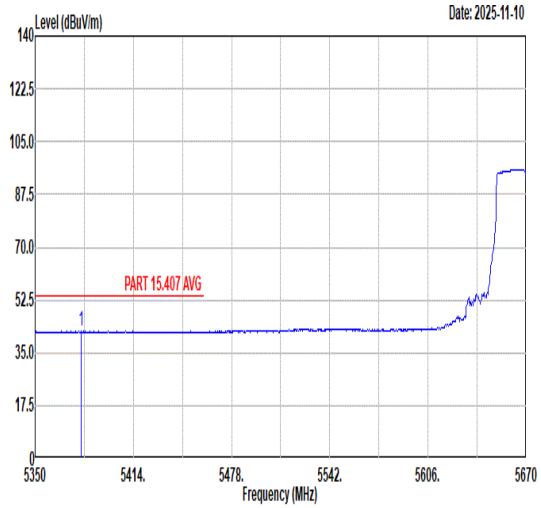 <br>Freq Level Limit Line Margin (dB) Read Level Ant Factor Cable Loss Preamp Factor APos TPos Remark<br>MHz dBuV/m dBuV/m dBuV dB/m dB dB cm deg<br>1 5380.08 42.25 54.00 -11.75 28.46 35.95 10.52 32.68 339 236 AVERAGE | 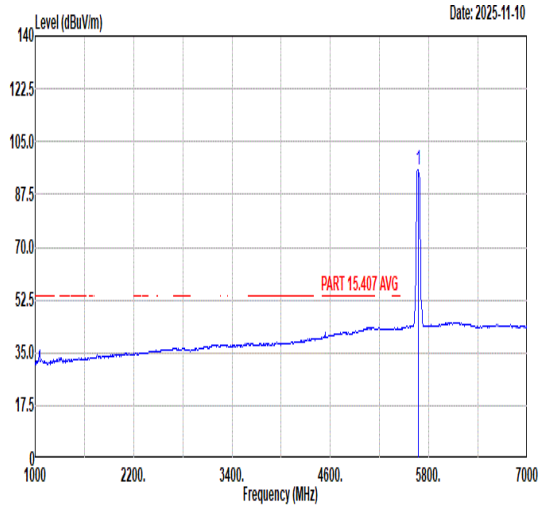 <br>Freq Level Limit Line Margin (dB) Read Level Ant Factor Cable Loss Preamp Factor APos TPos Remark<br>MHz dBuV/m dBuV/m dBuV dB/m dB dB cm deg<br>1 5670.00 95.48 ------ ------ 81.15 36.26 10.83 32.76 339 236 AVERAGE |

| Mode | 172 | |
|---|---|---|
| | Band Edge - R | |
| | U-NII-2C_5.47-5.725_802.11ax HE40_CH134_Full RU_5670MHz | |
| ANT | 8 | |
| Pol. | Vertical | Fundamental |
| Peak | 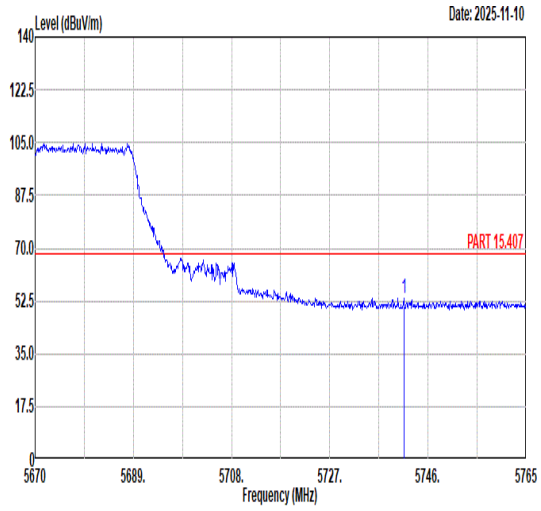 <br>Freq Level Limit Line Margin (dB) Read Level Ant Factor Cable Loss Preamp Factor APos TPos Remark<br>MHz dBuV/m dBuV/m dBuV dB/m dB dB cm deg<br>1 5741.35 53.61 68.30 -14.69 39.16 36.39 10.86 32.80 339 236 PEAK | Blank |

| Mode | 173 | |
|---|---|---|
| | Band Edge - L | |
| | U-NII-1_5.15-5.25_802.11ax HE80_CH42_Full RU_5210MHz | |
| ANT | 8 | |
| Pol. | Horizontal | Fundamental |
| Peak | 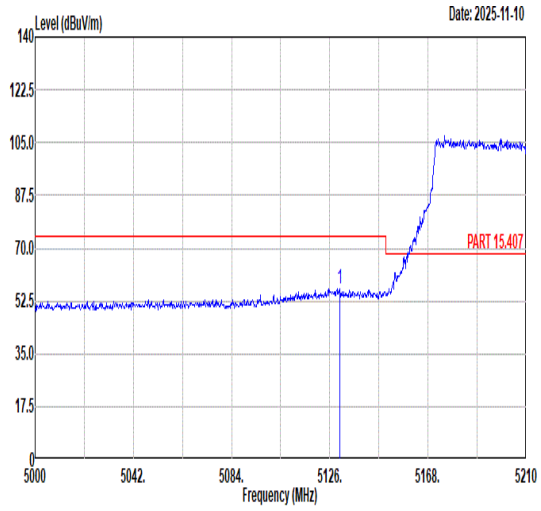 <br>Freq Level Limit Line Margin (dB) Read Level Ant Factor Cable Loss Preamp Factor APos TPos Remark<br>MHz dBuV/m dBuV/m dBuV dB/m dB dB cm deg<br>1 5130.41 56.64 74.00 -17.36 42.87 35.85 10.55 32.63 100 119 PEAK | 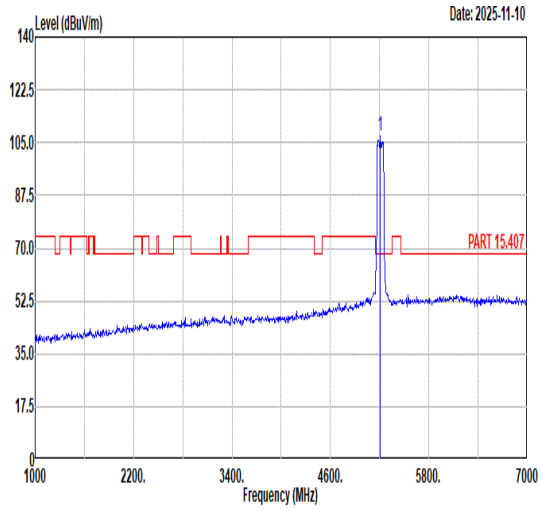 <br>Freq Level Limit Line Margin (dB) Read Level Ant Factor Cable Loss Preamp Factor APos TPos Remark<br>MHz dBuV/m dBuV/m dBuV dB/m dB dB cm deg<br>1 5210.00 106.99 ------ ------ 93.33 35.88 10.42 32.64 100 119 PEAK |
| Avg | 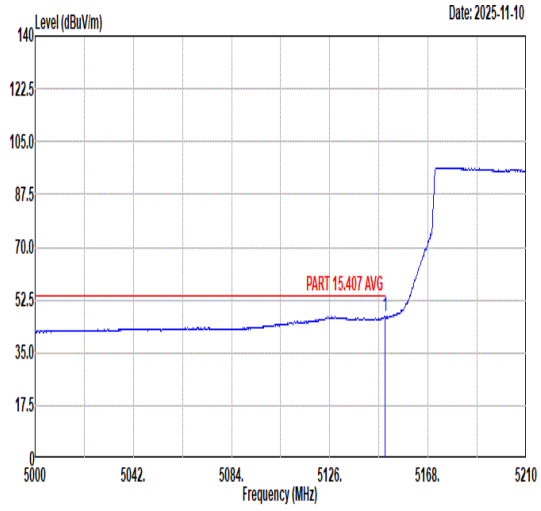 <br>Freq Level Limit Line Margin (dB) Read Level Ant Factor Cable Loss Preamp Factor APos TPos Remark<br>MHz dBuV/m dBuV/m dBuV dB/m dB dB cm deg<br>1 5149.52 47.11 54.00 -6.89 33.37 35.86 10.51 32.63 100 119 AVERAGE | 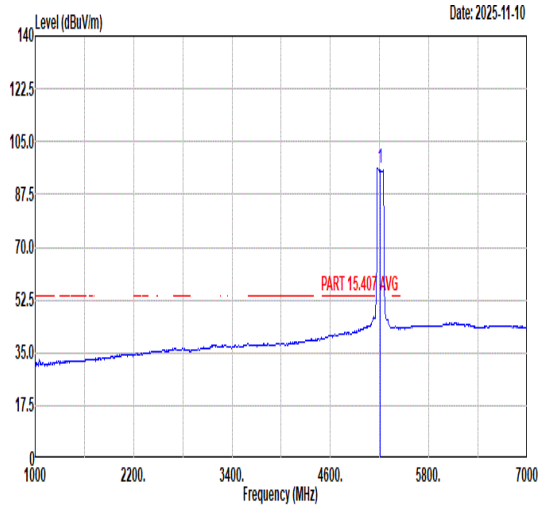 <br>Freq Level Limit Line Margin (dB) Read Level Ant Factor Cable Loss Preamp Factor APos TPos Remark<br>MHz dBuV/m dBuV/m dBuV dB/m dB dB cm deg<br>1 5210.00 96.07 ------ ------ 82.38 35.87 10.46 32.64 100 119 AVERAGE |

| Mode | 173 | |
|---|---|---|
| | Band Edge - R | |
| | U-NII-1_5.15-5.25_802.11ax HE80_CH42_Full RU_5210MHz | |
| ANT | 8 | |
| Pol. | Horizontal | Fundamental |
| Peak | 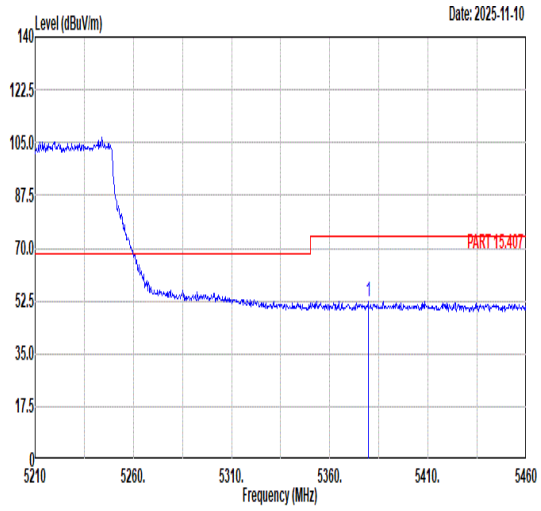 <br>Freq Level Limit Line Margin (dB) Read Level Ant Factor Cable Loss Preamp Factor APos TPos Remark<br>MHz dBuV/m dBuV/m dBuV dB/m dB dB cm deg<br>1 5379.50 52.43 74.00 -21.57 38.64 35.95 10.52 32.68 100 119 PEAK | Blank |
| Avg | 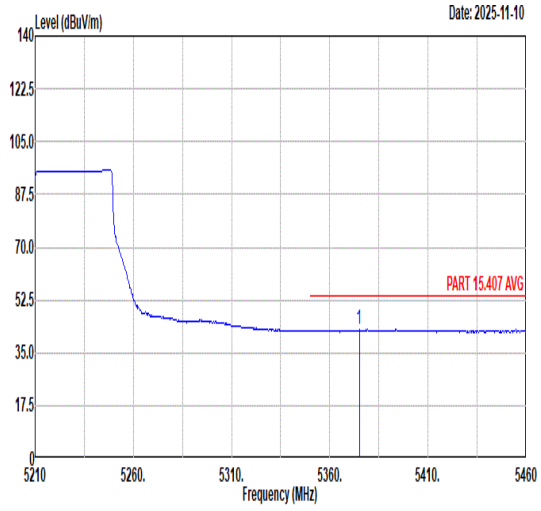 <br>Freq Level Limit Line Margin (dB) Read Level Ant Factor Cable Loss Preamp Factor APos TPos Remark<br>MHz dBuV/m dBuV/m dBuV dB/m dB dB cm deg<br>1 5375.00 42.62 54.00 -11.38 28.81 35.95 10.53 32.67 100 119 AVERAGE | Blank |

| Mode | 173 | |
|---|---|---|
| | Band Edge - L | |
| | U-NII-1_5.15-5.25_802.11ax HE80_CH42_Full RU_5210MHz | |
| ANT | 8 | |
| Pol. | Vertical | Fundamental |
| Peak | 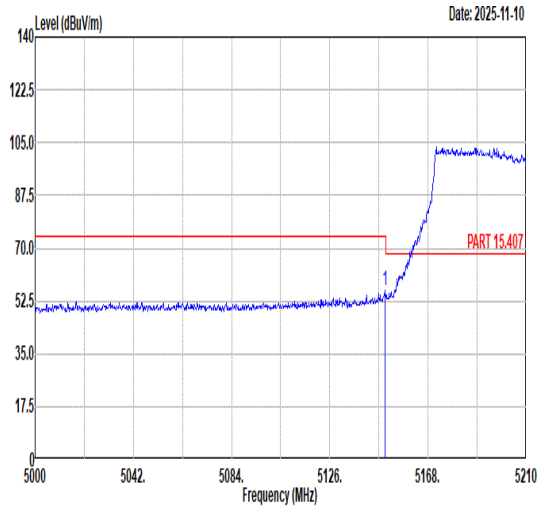 <br>Freq Level Limit Line Margin (dB) Read Level Ant Factor Cable Loss Preamp Factor APos TPos Remark<br>MHz dBuV/m dBuV/m dBuV dB/m dB dB cm deg<br>1 5149.52 56.14 74.00 -17.86 42.40 35.86 10.51 32.63 327 234 PEAK | 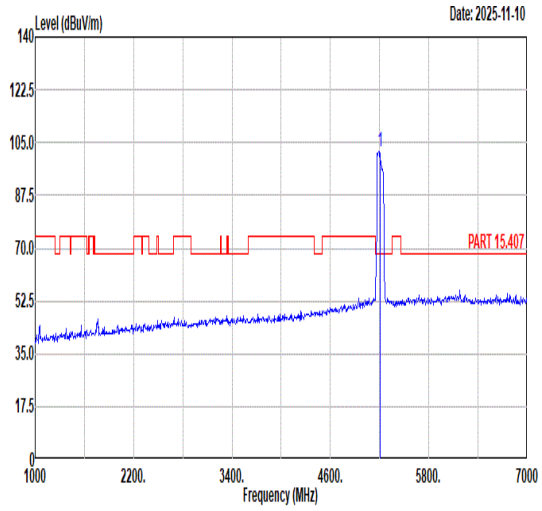 <br>Freq Level Limit Line Margin (dB) Read Level Ant Factor Cable Loss Preamp Factor APos TPos Remark<br>MHz dBuV/m dBuV/m dBuV dB/m dB dB cm deg<br>1 5210.00 102.17 ------ ------ 88.51 35.88 10.42 32.64 327 234 PEAK |
| Avg | 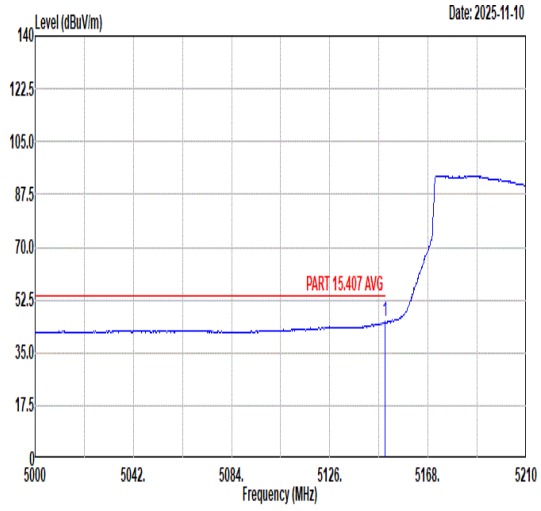 <br>Freq Level Limit Line Margin (dB) Read Level Ant Factor Cable Loss Preamp Factor APos TPos Remark<br>MHz dBuV/m dBuV/m dBuV dB/m dB dB cm deg<br>1 5149.73 45.24 54.00 -8.76 31.50 35.86 10.51 32.63 327 234 AVERAGE | 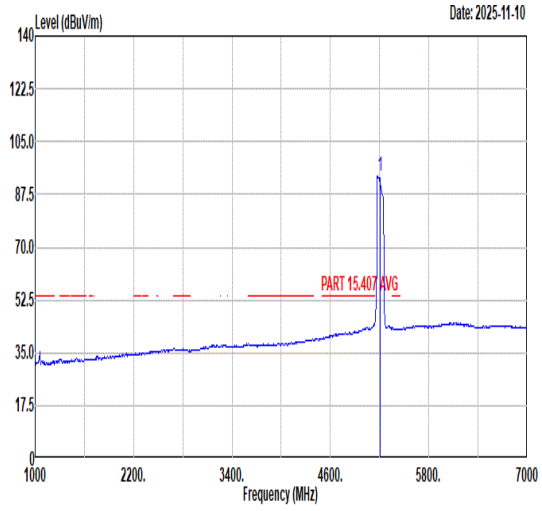 <br>Freq Level Limit Line Margin (dB) Read Level Ant Factor Cable Loss Preamp Factor APos TPos Remark<br>MHz dBuV/m dBuV/m dBuV dB/m dB dB cm deg<br>1 5210.00 93.39 ------ ------ 79.68 35.87 10.47 32.63 327 234 AVERAGE |

| Mode | 173 | |
|---|---|---|
| | Band Edge - R | |
| | U-NII-1_5.15-5.25_802.11ax HE80_CH42_Full RU_5210MHz | |
| ANT | 8 | |
| Pol. | Vertical | Fundamental |
| Peak | 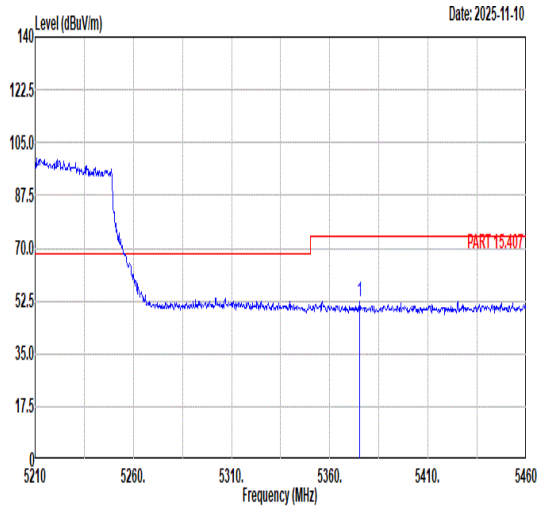 <br>Freq Level Limit Line Margin (dB) Read Level Ant Factor Cable Loss Preamp Factor APos TPos Remark<br>MHz dBuV/m dBuV/m dBuV dB/m dB dB cm deg<br>1 5375.25 52.33 74.00 -21.67 38.53 35.95 10.53 32.68 327 234 PEAK | Blank |
| Avg | 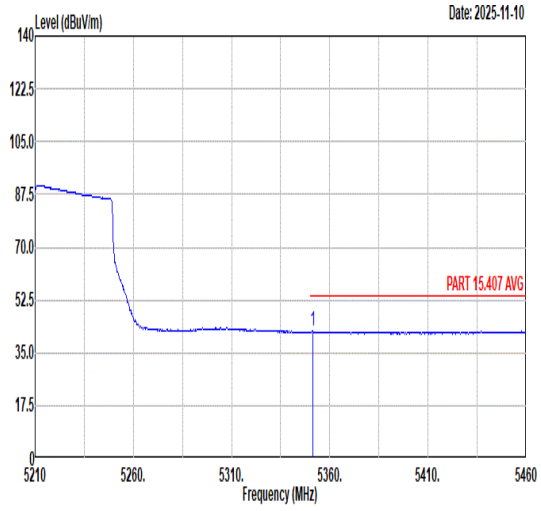 <br>Freq Level Limit Line Margin (dB) Read Level Ant Factor Cable Loss Preamp Factor APos TPos Remark<br>MHz dBuV/m dBuV/m dBuV dB/m dB dB cm deg<br>1 5351.25 42.20 54.00 -11.80 28.38 35.94 10.55 32.67 327 234 AVERAGE | Blank |

| Mode | 174 | |
|---|---|---|
| | Band Edge - L | |
| | U-NII-2A_5.25-5.35_802.11ax HE80_CH58_Full RU_5290MHz | |
| ANT | 8 | |
| Pol. | Horizontal | Fundamental |
| Peak | 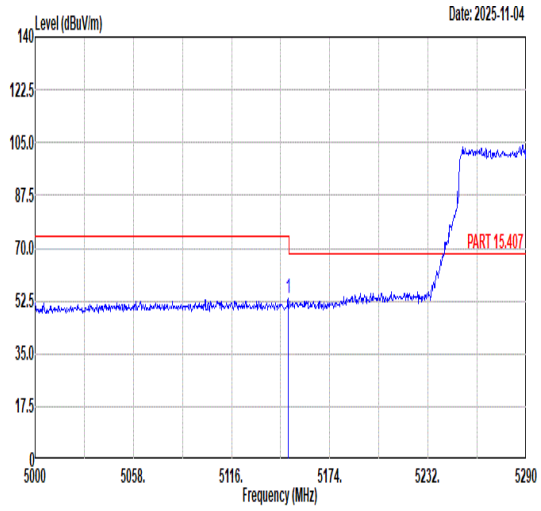 <br>Freq Level Limit Line Margin (dB) Read Level Ant Factor Cable Loss Preamp Factor APos TPos Remark<br>MHz dBuV/m dBuV/m dBuV dB/m dB dB cm deg<br>1 5149.35 53.28 74.00 -20.72 39.54 35.86 10.51 32.63 258 130 PEAK | 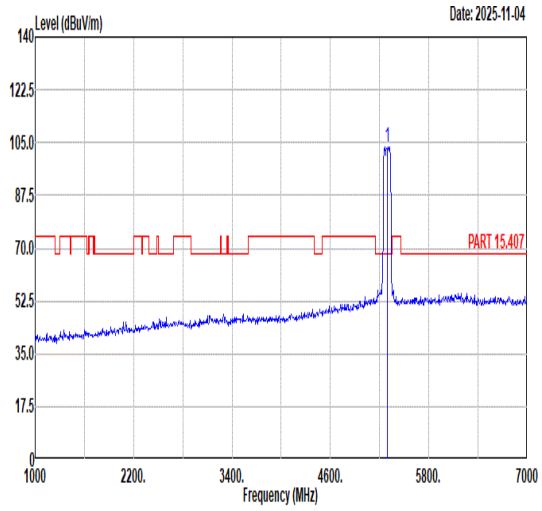 <br>Freq Level Limit Line Margin (dB) Read Level Ant Factor Cable Loss Preamp Factor APos TPos Remark<br>MHz dBuV/m dBuV/m dBuV dB/m dB dB cm deg<br>1 5290.00 103.76 ------ ------ 89.92 35.93 10.58 32.67 258 130 PEAK |
| Avg | 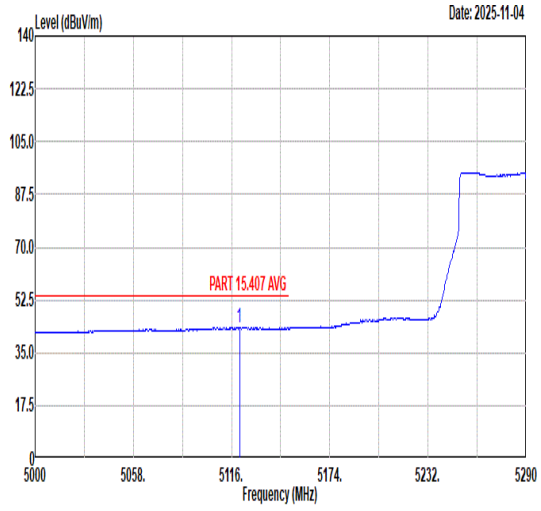 <br>Freq Level Limit Line Margin (dB) Read Level Ant Factor Cable Loss Preamp Factor APos TPos Remark<br>MHz dBuV/m dBuV/m dBuV dB/m dB dB cm deg<br>1 5120.64 43.32 54.00 -10.68 29.52 35.85 10.57 32.62 258 130 AVERAGE | 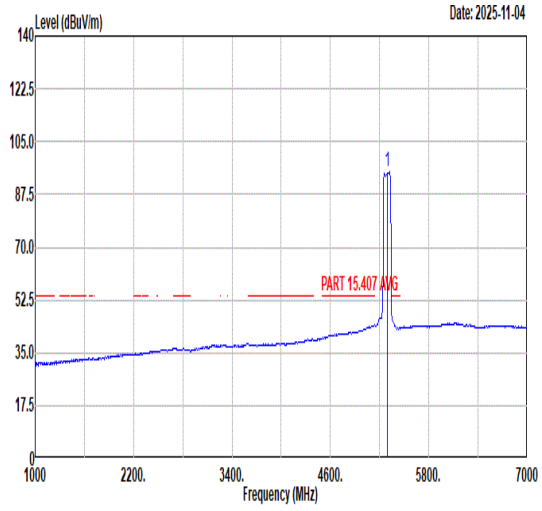 <br>Freq Level Limit Line Margin (dB) Read Level Ant Factor Cable Loss Preamp Factor APos TPos Remark<br>MHz dBuV/m dBuV/m dBuV dB/m dB dB cm deg<br>1 5290.00 95.26 ------ ------ 81.42 35.93 10.58 32.67 258 130 AVERAGE |

| Mode | 174 | |
|---|---|---|
| | Band Edge - R | |
| | U-NII-2A_5.25-5.35_802.11ax HE80_CH58_Full RU_5290MHz | |
| ANT | 8 | |
| Pol. | Horizontal | Fundamental |
| Peak | 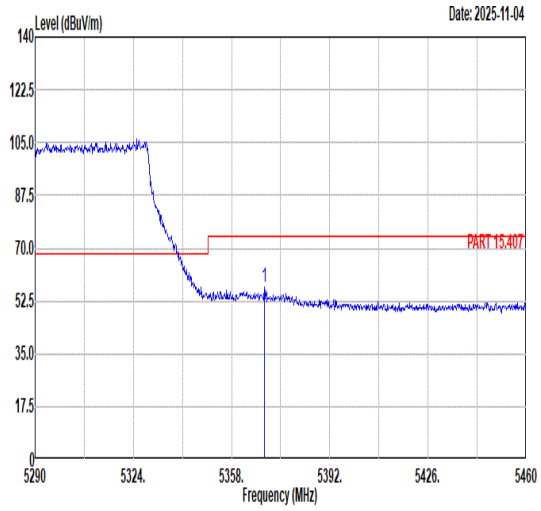 <br>Freq Level Limit Line Margin (dB) Read Level Ant Factor Cable Loss Preamp Factor APos TPos Remark<br>MHz dBuV/m dBuV/m dBuV dB/m dB dB cm deg<br>1 5369.39 57.17 74.00 -16.83 43.36 35.95 10.53 32.67 258 130 PEAK | Blank |
| Avg | 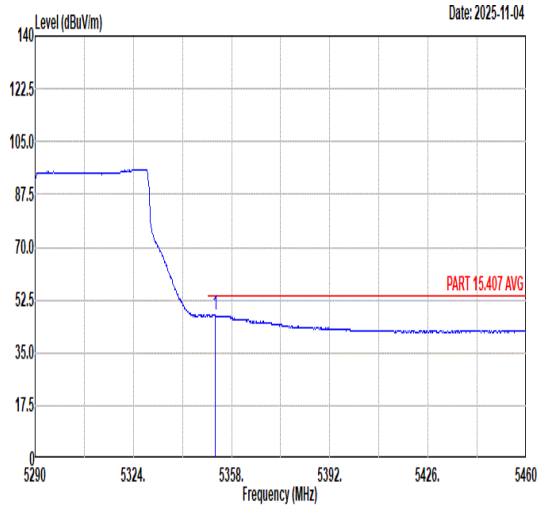 <br>Freq Level Limit Line Margin (dB) Read Level Ant Factor Cable Loss Preamp Factor APos TPos Remark<br>MHz dBuV/m dBuV/m dBuV dB/m dB dB cm deg<br>1 5352.22 47.58 54.00 -6.42 33.76 35.94 10.55 32.67 258 130 AVERAGE | Blank |

| Mode | 174 | |
|---|---|---|
| | Band Edge - L | |
| | U-NII-2A_5.25-5.35_802.11ax HE80_CH58_Full RU_5290MHz | |
| ANT | 8 | |
| Pol. | Vertical | Fundamental |
| Peak | 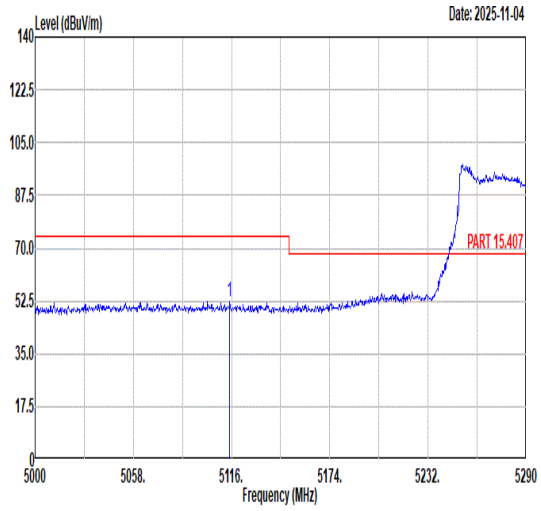 <br>Freq Level Limit Line Margin (dB) Read Level Ant Factor Cable Loss Preamp Factor APos TPos Remark<br>MHz dBuV/m dBuV/m dBuV dB/m dB dB cm deg<br>1 5114.84 52.12 74.00 -21.88 38.31 35.85 10.58 32.62 321 172 PEAK | 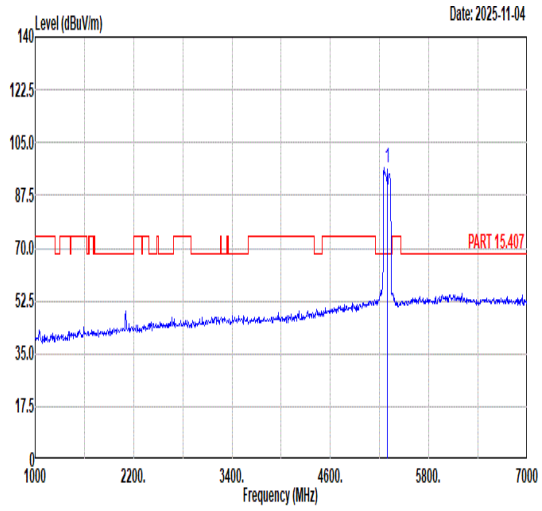 <br>Freq Level Limit Line Margin (dB) Read Level Ant Factor Cable Loss Preamp Factor APos TPos Remark<br>MHz dBuV/m dBuV/m dBuV dB/m dB dB cm deg<br>1 5290.00 96.76 ------ ------ 83.00 35.90 10.51 32.65 321 172 PEAK |
| Avg | 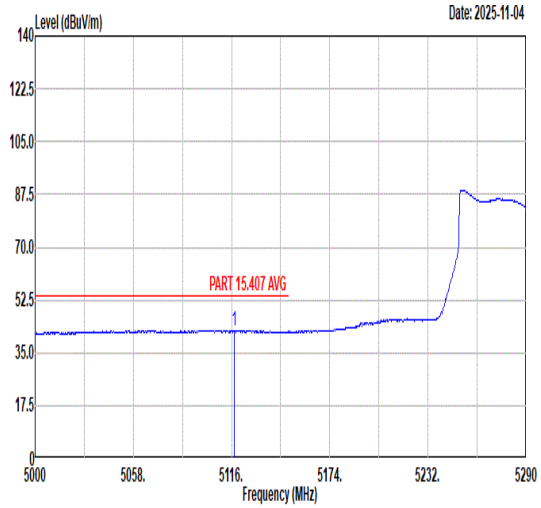 <br>Freq Level Limit Line Margin (dB) Read Level Ant Factor Cable Loss Preamp Factor APos TPos Remark<br>MHz dBuV/m dBuV/m dBuV dB/m dB dB cm deg<br>1 5117.45 42.43 54.00 -11.57 28.62 35.85 10.58 32.62 321 172 AVERAGE | 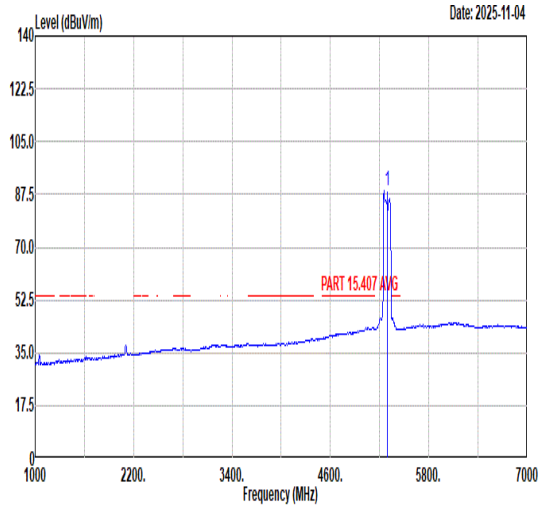 <br>Freq Level Limit Line Margin (dB) Read Level Ant Factor Cable Loss Preamp Factor APos TPos Remark<br>MHz dBuV/m dBuV/m dBuV dB/m dB dB cm deg<br>1 5290.00 88.93 ------ ------ 75.17 35.90 10.51 32.65 321 172 AVERAGE |

| Mode | 174 | |
|---|---|---|
| | Band Edge - R | |
| | U-NII-2A_5.25-5.35_802.11ax HE80_CH58_Full RU_5290MHz | |
| ANT | 8 | |
| Pol. | Vertical | Fundamental |
| Peak | 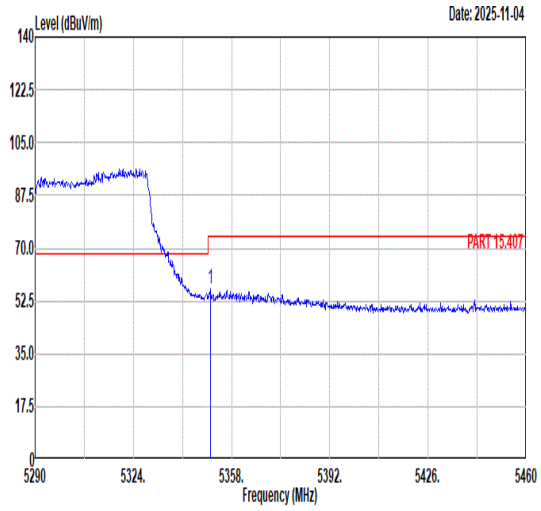 <br>Freq Level Limit Line Margin (dB) Read Level Ant Factor Cable Loss Preamp Factor APos TPos Remark<br>MHz dBuV/m dBuV/m dBuV dB/m dB dB cm deg<br>1 5350.69 56.46 74.00 -17.54 42.64 35.94 10.55 32.67 321 172 PEAK | Blank |
| Avg | 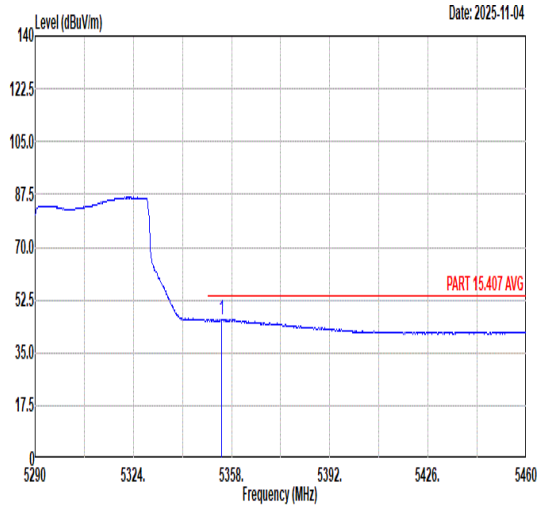 <br>Freq Level Limit Line Margin (dB) Read Level Ant Factor Cable Loss Preamp Factor APos TPos Remark<br>MHz dBuV/m dBuV/m dBuV dB/m dB dB cm deg<br>1 5354.60 46.10 54.00 -7.90 32.28 35.94 10.55 32.67 321 172 AVERAGE | Blank |

| Mode | 175 | |
|---|---|---|
| | Band Edge - L | |
| | U-NII-2C_5.47-5.725_802.11ax HE80_CH106_Full RU_5530MHz | |
| ANT | 8 | |
| Pol. | Horizontal | Fundamental |
| Peak | 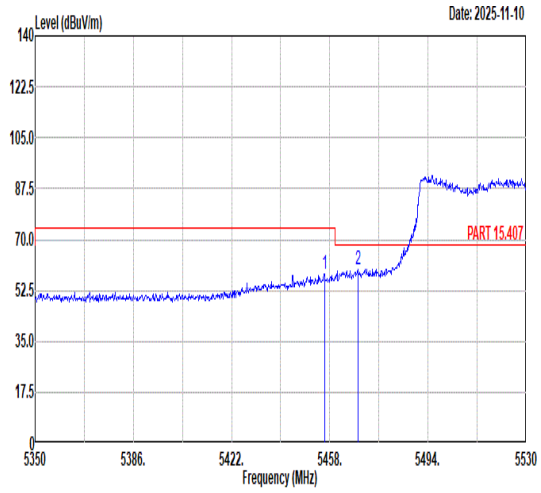 <br>Freq Level Limit Line Margin (dB) Read Level Ant Factor Cable Loss Preamp Factor APos TPos Remark<br>MHz dBuV/m dBuV/m dBuV dB/m dB dB cm deg<br>1 5456.02 58.04 74.00 -15.96 44.21 35.98 10.54 32.69 100 297 PEAK<br>2 5468.26 59.44 68.30 -8.86 45.59 35.99 10.55 32.69 100 297 PEAK | 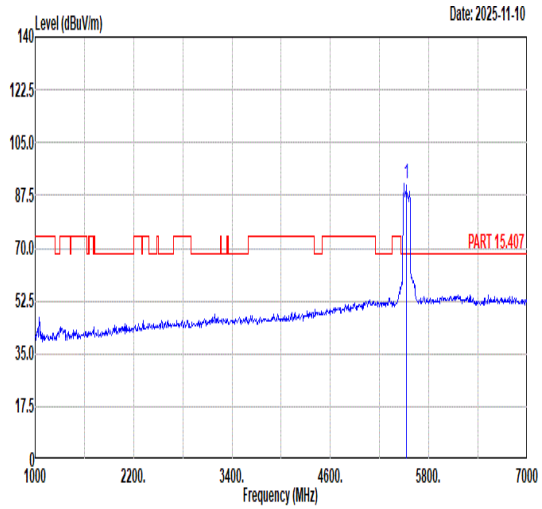 <br>Freq Level Limit Line Margin (dB) Read Level Ant Factor Cable Loss Preamp Factor APos TPos Remark<br>MHz dBuV/m dBuV/m dBuV dB/m dB dB cm deg<br>1 5530.00 91.34 ------ ------ 77.47 36.00 10.57 32.70 100 297 PEAK |
| Avg | 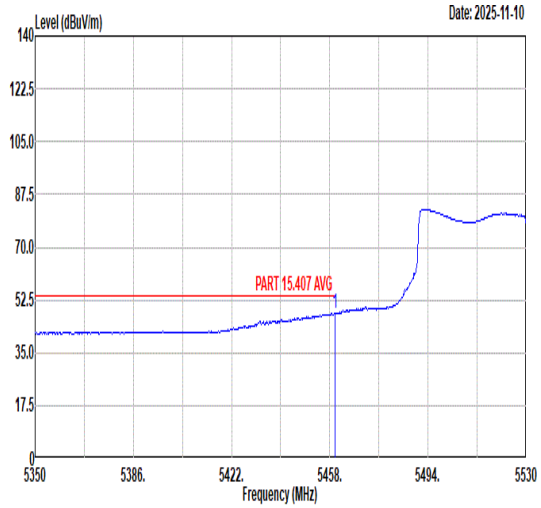 <br>Freq Level Limit Line Margin (dB) Read Level Ant Factor Cable Loss Preamp Factor APos TPos Remark<br>MHz dBuV/m dBuV/m dBuV dB/m dB dB cm deg<br>1 5459.98 48.16 54.00 -5.84 34.33 35.98 10.54 32.69 100 297 AVERAGE | 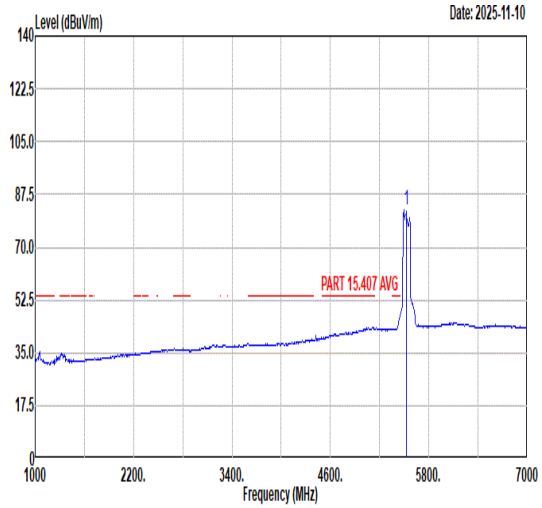 <br>Freq Level Limit Line Margin (dB) Read Level Ant Factor Cable Loss Preamp Factor APos TPos Remark<br>MHz dBuV/m dBuV/m dBuV dB/m dB dB cm deg<br>1 5530.00 82.33 ------ ------ 68.46 36.00 10.57 32.70 100 297 AVERAGE |

| | | |
|---|---|---|
| Mode | 175 | |
| | Band Edge - R | |
| | U-NII-2C_5.47-5.725_802.11ax HE80_CH106_Full RU_5530MHz | |
| ANT | 8 | |
| Pol. | Horizontal | Fundamental |
| Peak | 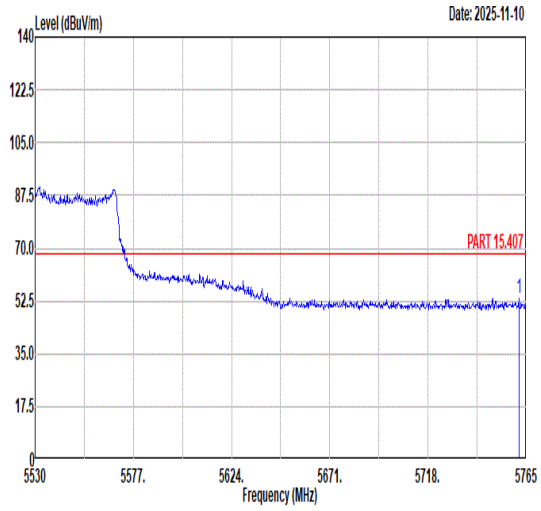 <br>Freq Level Limit Line Margin (dB) Read Level Ant Factor Cable Loss Preamp Factor APos TPos Remark<br>MHz dBuV/m dBuV/m dBuV dB/m dB dB cm deg<br>1 5761.48 53.41 68.30 -14.89 38.94 36.42 10.85 32.80 100 297 PEAK | Blank |

| Mode | 175 | |
|---|---|---|
| | Band Edge - L | |
| | U-NII-2C_5.47-5.725_802.11ax HE80_CH106_Full RU_5530MHz | |
| ANT | 8 | |
| Pol. | Vertical | Fundamental |
| Peak | 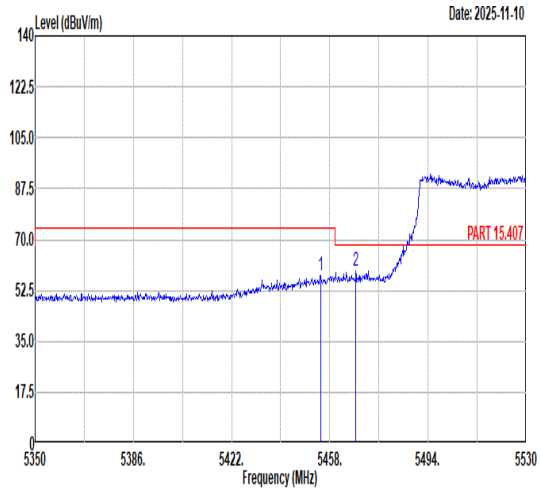 <br>Freq Level Limit Line Margin (dB) Read Level Ant Factor Cable Loss Preamp Factor APos TPos Remark<br>MHz dBuV/m dBuV/m dBuV dB/m dB dB cm deg<br>1 5454.58 57.71 74.00 -16.29 43.88 35.98 10.54 32.69 362 173 PEAK<br>2 5467.54 59.07 68.30 -9.23 45.22 35.99 10.55 32.69 362 173 PEAK | 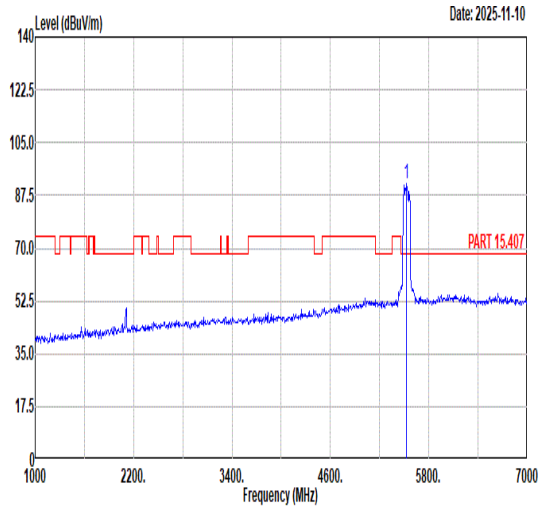 <br>Freq Level Limit Line Margin (dB) Read Level Ant Factor Cable Loss Preamp Factor APos TPos Remark<br>MHz dBuV/m dBuV/m dBuV dB/m dB dB cm deg<br>1 5530.00 91.26 ------ ------ 77.31 36.05 10.61 32.71 362 173 PEAK |
| Avg | 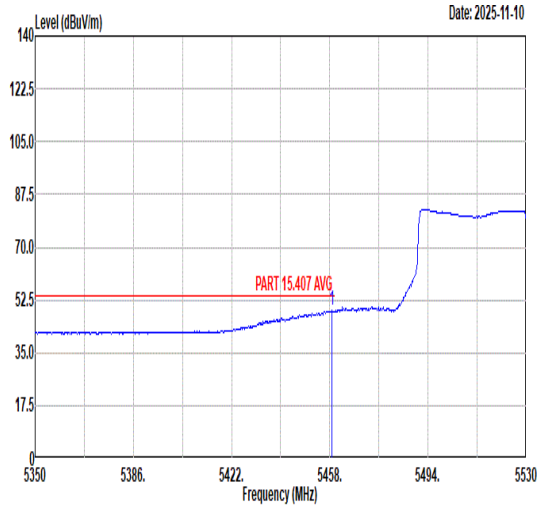 <br>Freq Level Limit Line Margin (dB) Read Level Ant Factor Cable Loss Preamp Factor APos TPos Remark<br>MHz dBuV/m dBuV/m dBuV dB/m dB dB cm deg<br>1 5458.72 48.93 54.00 -5.07 35.10 35.98 10.54 32.69 362 173 AVERAGE | 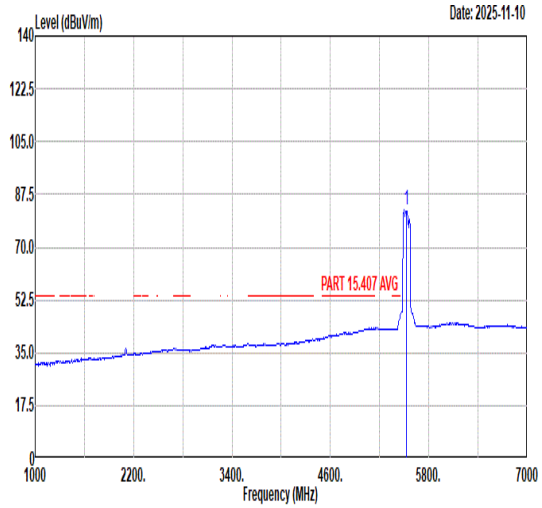 <br>Freq Level Limit Line Margin (dB) Read Level Ant Factor Cable Loss Preamp Factor APos TPos Remark<br>MHz dBuV/m dBuV/m dBuV dB/m dB dB cm deg<br>1 5530.00 82.29 ------ ------ 68.42 36.00 10.57 32.70 362 173 AVERAGE |

| | | |
|---|---|---|
| Mode | 175 | |
| | Band Edge - R | |
| | U-NII-2C_5.47-5.725_802.11ax HE80_CH106_Full RU_5530MHz | |
| ANT | 8 | |
| Pol. | Vertical | Fundamental |
| Peak | 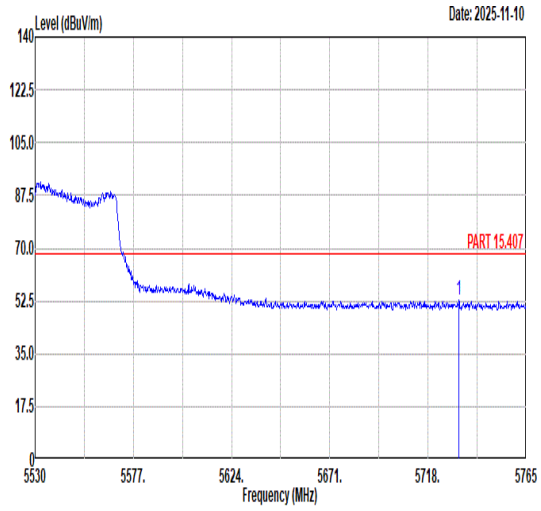 <br>Freq Level Limit Line Margin (dB) Read Level Ant Factor Cable Loss Preamp Factor APos TPos Remark<br>MHz dBuV/m dBuV/m dBuV dB/m dB dB cm deg<br>1 5732.81 52.64 68.30 -15.66 38.19 36.37 10.87 32.79 362 173 PEAK | Blank |

| Mode | 176 | |
|---|---|---|
| | Band Edge - L | |
| | U-NII-2C_5.47-5.725_802.11ax HE80_CH122_Full RU_5610MHz | |
| ANT | 8 | |
| Pol. | Horizontal | Fundamental |
| Peak | 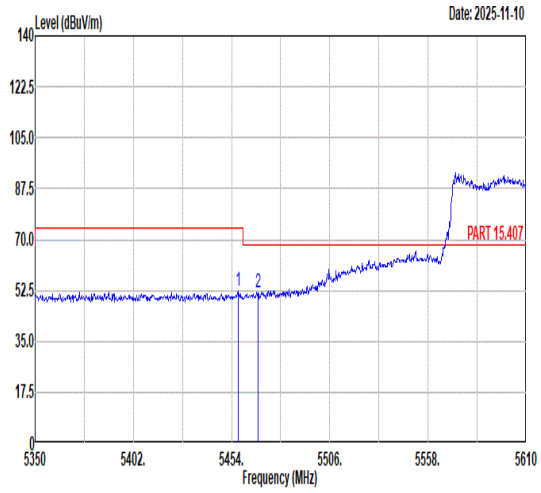 <br>Freq Level Limit Line Margin (dB) Read Level Ant Factor Cable Loss Preamp Factor APos TPos Remark<br>1 5457.38 52.08 74.00 -21.92 38.25 35.98 10.54 32.69 100 298 PEAK<br>2 5468.04 52.02 68.30 -16.28 38.17 35.99 10.55 32.69 100 298 PEAK | 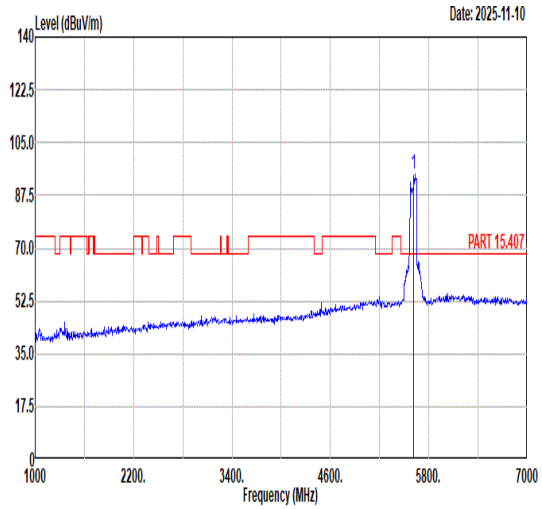 <br>Freq Level Limit Line Margin (dB) Read Level Ant Factor Cable Loss Preamp Factor APos TPos Remark<br>1 5610.00 94.70 ------ ------ 80.47 36.21 10.77 32.75 100 298 PEAK |
| Avg | 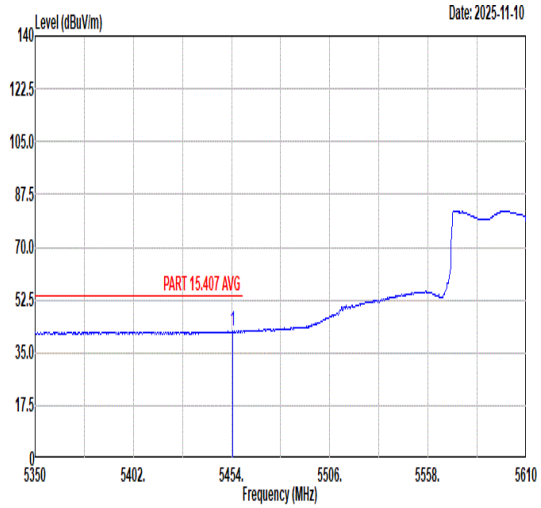 <br>Freq Level Limit Line Margin (dB) Read Level Ant Factor Cable Loss Preamp Factor APos TPos Remark<br>1 5454.52 42.37 54.00 -11.63 28.54 35.98 10.54 32.69 100 298 AVERAGE | 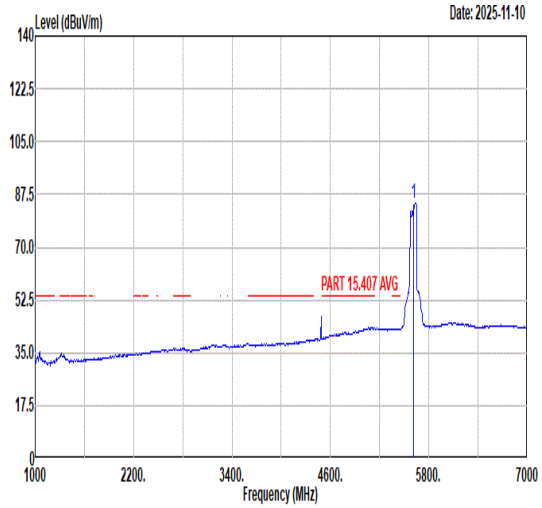 <br>Freq Level Limit Line Margin (dB) Read Level Ant Factor Cable Loss Preamp Factor APos TPos Remark<br>1 5610.00 84.46 ------ ------ 70.20 36.23 10.79 32.76 100 298 AVERAGE |

| Mode | 176 | |
|---|---|---|
| | Band Edge - R | |
| | U-NII-2C_5.47-5.725_802.11ax HE80_CH122_Full RU_5610MHz | |
| ANT | 8 | |
| Pol. | Horizontal | Fundamental |
| Peak | 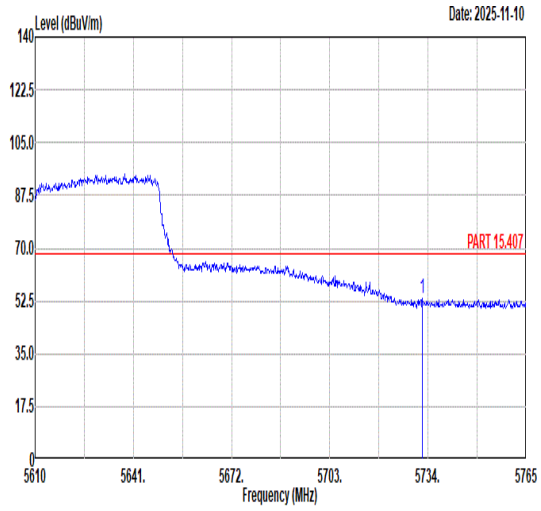 <br>Freq Level Limit Line Margin (dB) Read Level Ant Factor Cable Loss Preamp Factor APos TPos Remark<br>MHz dBuV/m dBuV/m dBuV dB/m dB dB cm deg<br>1 5732.30 53.14 68.30 -15.16 38.69 36.37 10.87 32.79 100 298 PEAK | Blank |

| Mode | 176 | |
|---|---|---|
| | Band Edge - L | |
| | U-NII-2C_5.47-5.725_802.11ax HE80_CH122_Full RU_5610MHz | |
| ANT | 8 | |
| Pol. | Vertical | Fundamental |
| Peak | 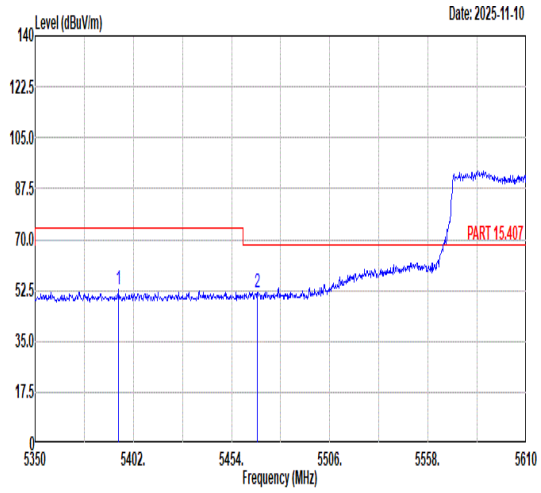 <br>Freq Level Limit Line Margin (dB) Read Level Ant Factor Cable Loss Preamp Factor APos TPos Remark<br>MHz dBuV/m dBuV/m dBuV dB/m dB dB cm deg<br>1 5393.94 52.69 74.00 -21.31 38.90 35.96 10.51 32.68 370 174 PEAK<br>2 5467.78 52.04 68.30 -16.26 38.19 35.99 10.55 32.69 370 174 PEAK | 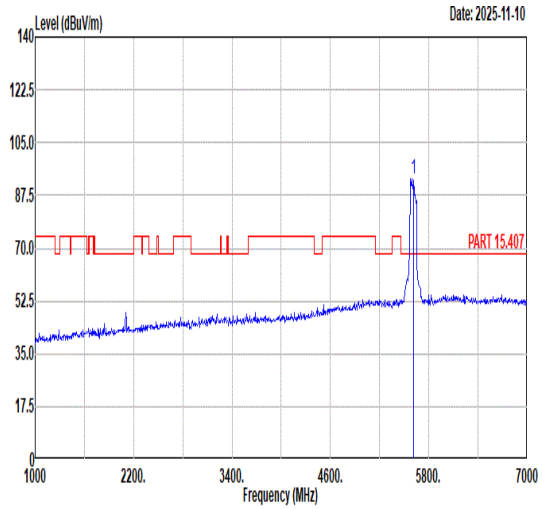 <br>Freq Level Limit Line Margin (dB) Read Level Ant Factor Cable Loss Preamp Factor APos TPos Remark<br>MHz dBuV/m dBuV/m dBuV dB/m dB dB cm deg<br>1 5610.00 93.18 ------ ------ 79.09 36.14 10.69 32.74 370 174 PEAK |
| Avg | 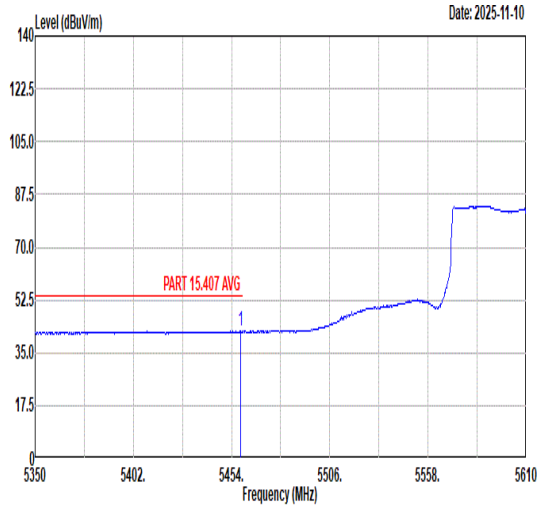 <br>Freq Level Limit Line Margin (dB) Read Level Ant Factor Cable Loss Preamp Factor APos TPos Remark<br>MHz dBuV/m dBuV/m dBuV dB/m dB dB cm deg<br>1 5458.68 42.10 54.00 -11.90 28.27 35.98 10.54 32.69 370 174 AVERAGE | 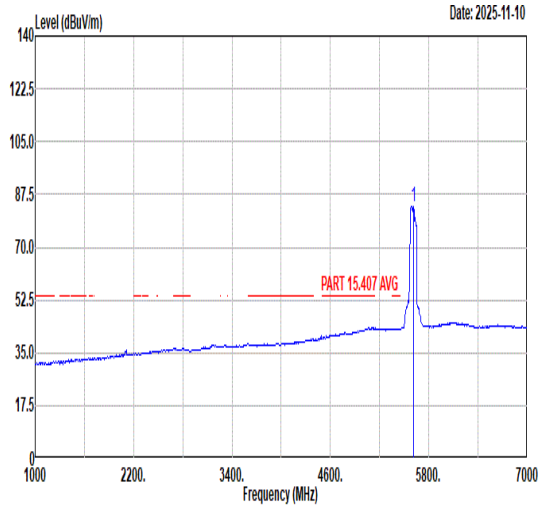 <br>Freq Level Limit Line Margin (dB) Read Level Ant Factor Cable Loss Preamp Factor APos TPos Remark<br>MHz dBuV/m dBuV/m dBuV dB/m dB dB cm deg<br>1 5610.00 83.51 ------ ------ 69.42 36.14 10.69 32.74 370 174 AVERAGE |

| | | |
|---|---|---|
| Mode | 176 | |
| | Band Edge - R | |
| | U-NII-2C_5.47-5.725_802.11ax HE80_CH122_Full RU_5610MHz | |
| ANT | 8 | |
| Pol. | Vertical | Fundamental |
| Peak | 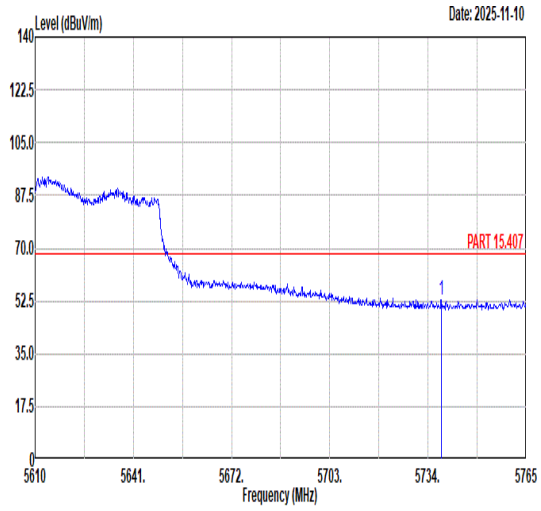 <br>Freq Level Limit Line Margin (dB) Read Level Ant Factor Cable Loss Preamp Factor APos TPos Remark<br>MHz dBuV/m dBuV/m dBuV dB/m dB dB cm deg<br>1 5738.19 52.73 68.30 -15.57 38.29 36.38 10.86 32.80 370 174 PEAK | Blank |

| Mode | 177 | |
|---|---|---|
| | Band Edge - L | |
| | U-NII-2A_5.25-5.35_802.11ax HE160_CH50_Full RU_5250MHz | |
| ANT | 8 | |
| Pol. | Horizontal | Fundamental |
| Peak | 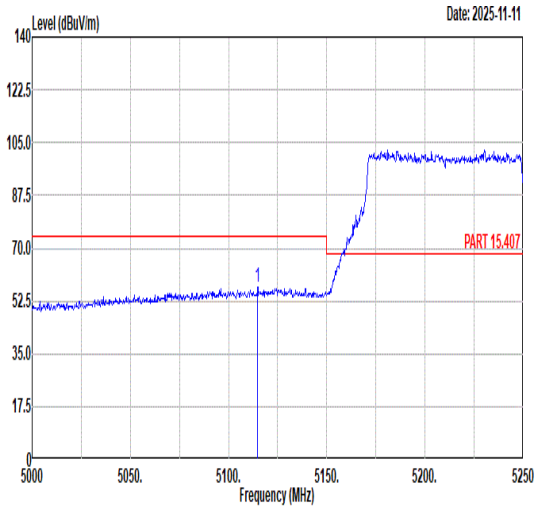 <br>Freq Level Limit Line Margin (dB) Read Level Ant Factor Cable Loss Preamp Factor APos TPos Remark<br>MHz dBuV/m dBuV/m dBuV dB/m dB dB cm deg<br>1 5114.75 57.13 74.00 -16.87 43.32 35.85 10.58 32.62 100 122 PEAK | 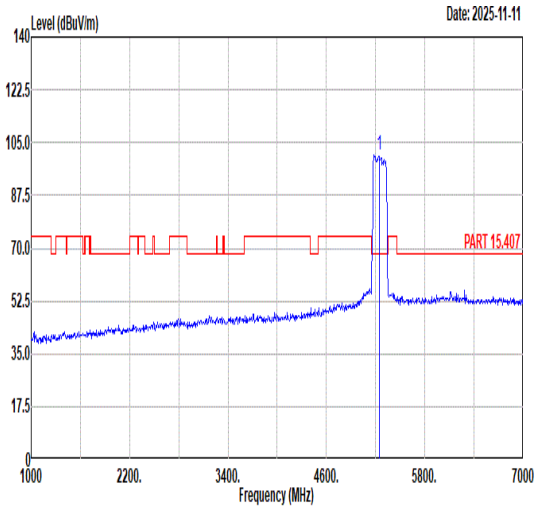 <br>Freq Level Limit Line Margin (dB) Read Level Ant Factor Cable Loss Preamp Factor APos TPos Remark<br>MHz dBuV/m dBuV/m dBuV dB/m dB dB cm deg<br>1 5250.00 100.93 ------ ------ 87.26 35.87 10.44 32.64 100 122 PEAK |
| Avg | 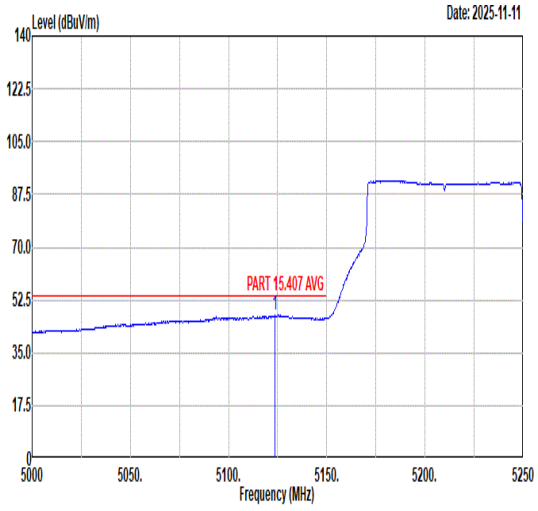 <br>Freq Level Limit Line Margin (dB) Read Level Ant Factor Cable Loss Preamp Factor APos TPos Remark<br>MHz dBuV/m dBuV/m dBuV dB/m dB dB cm deg<br>1 5123.75 47.49 54.00 -6.51 33.70 35.85 10.56 32.62 100 122 AVERAGE | 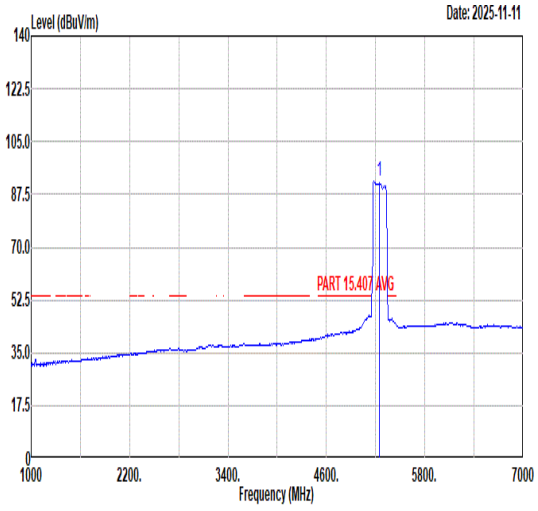 <br>Freq Level Limit Line Margin (dB) Read Level Ant Factor Cable Loss Preamp Factor APos TPos Remark<br>MHz dBuV/m dBuV/m dBuV dB/m dB dB cm deg<br>1 5250.00 91.82 ------ ------ 78.13 35.87 10.46 32.64 100 122 AVERAGE |

| Mode | 177 | |
|---|---|---|
| | Band Edge - R | |
| | U-NII-2A_5.25-5.35_802.11ax HE160_CH50_Full RU_5250MHz | |
| ANT | 8 | |
| Pol. | Horizontal | Fundamental |
| Peak | 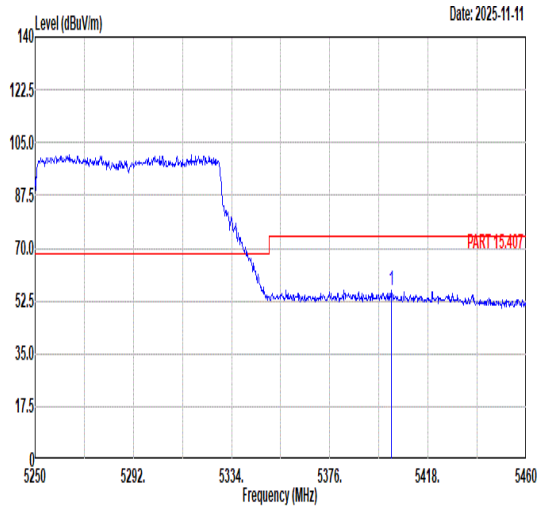 <br>Freq Level Limit Line Margin (dB) Read Level Ant Factor Cable Loss Preamp Factor APos TPos Remark<br>MHz dBuV/m dBuV/m dBuV dB/m dB dB cm deg<br>1 5402.46 56.02 74.00 -17.98 42.24 35.96 10.50 32.68 100 122 PEAK | Blank |
| Avg | 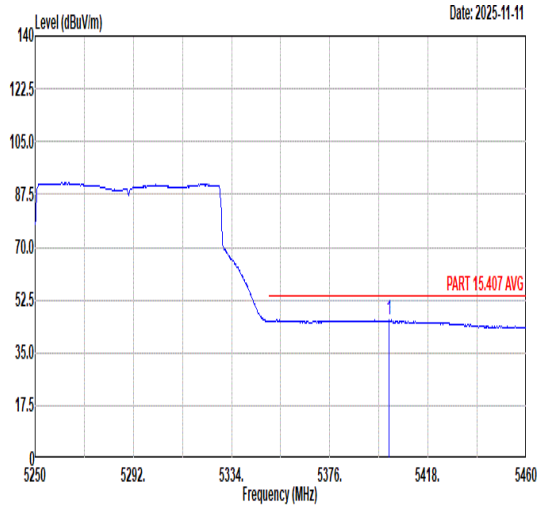 <br>Freq Level Limit Line Margin (dB) Read Level Ant Factor Cable Loss Preamp Factor APos TPos Remark<br>MHz dBuV/m dBuV/m dBuV dB/m dB dB cm deg<br>1 5401.41 45.91 54.00 -8.09 32.13 35.96 10.50 32.68 100 122 AVERAGE | Blank |

| Mode | 177 | |
|---|---|---|
| | Band Edge - L | |
| | U-NII-2A_5.25-5.35_802.11ax HE160_CH50_Full RU_5250MHz | |
| ANT | 8 | |
| Pol. | Vertical | Fundamental |
| Peak | 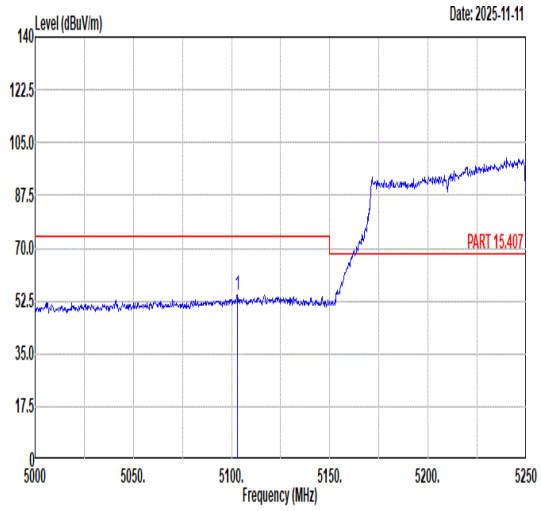 <br>Freq Level Limit Line Margin (dB) Read Level Ant Factor Cable Loss Preamp Factor APos TPos Remark<br>MHz dBuV/m dBuV/m dBuV dB/m dB dB cm deg<br>1 5103.00 54.52 74.00 -19.48 40.69 35.84 10.61 32.62 335 233 PEAK | 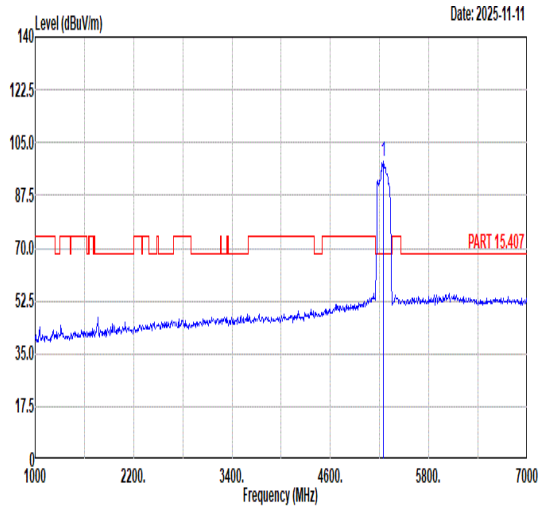 <br>Freq Level Limit Line Margin (dB) Read Level Ant Factor Cable Loss Preamp Factor APos TPos Remark<br>MHz dBuV/m dBuV/m dBuV dB/m dB dB cm deg<br>1 5250.00 98.87 ------ ------ 85.12 35.90 10.50 32.65 335 233 PEAK |
| Avg | 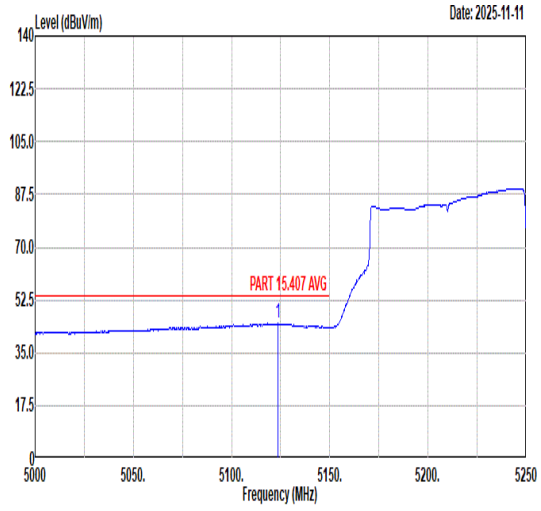 <br>Freq Level Limit Line Margin (dB) Read Level Ant Factor Cable Loss Preamp Factor APos TPos Remark<br>MHz dBuV/m dBuV/m dBuV dB/m dB dB cm deg<br>1 5123.50 44.70 54.00 -9.30 30.90 35.85 10.57 32.62 335 233 AVERAGE | 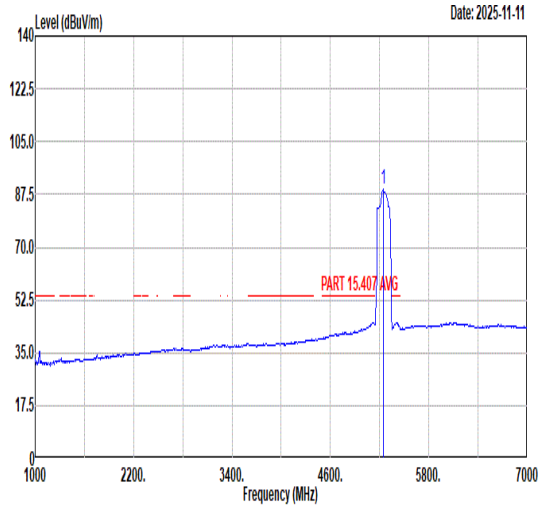 <br>Freq Level Limit Line Margin (dB) Read Level Ant Factor Cable Loss Preamp Factor APos TPos Remark<br>MHz dBuV/m dBuV/m dBuV dB/m dB dB cm deg<br>1 5250.00 89.19 ------ ------ 75.45 35.90 10.49 32.65 335 233 AVERAGE |

| Mode | 177 | |
|---|---|---|
| | Band Edge - R | |
| | U-NII-2A_5.25-5.35_802.11ax HE160_CH50_Full RU_5250MHz | |
| ANT | 8 | |
| Pol. | Vertical | Fundamental |
| Peak | 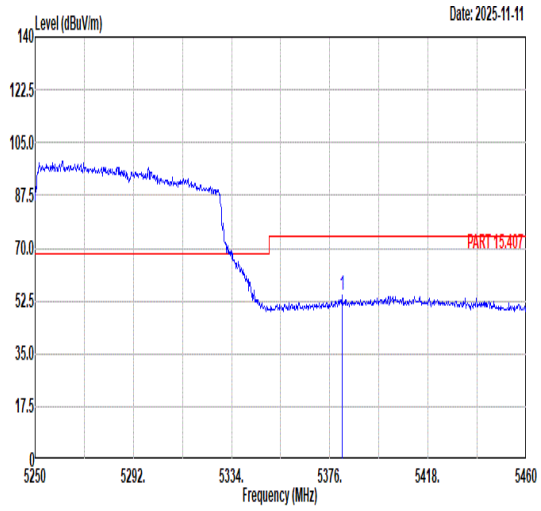 <br>Freq Level Limit Line Margin (dB) Read Level Ant Factor Cable Loss Preamp Factor APos TPos Remark<br>MHz dBuV/m dBuV/m dBuV dB/m dB dB cm deg<br>1 5381.25 54.30 74.00 -19.70 40.51 35.95 10.52 32.68 335 233 PEAK | Blank |
| Avg | 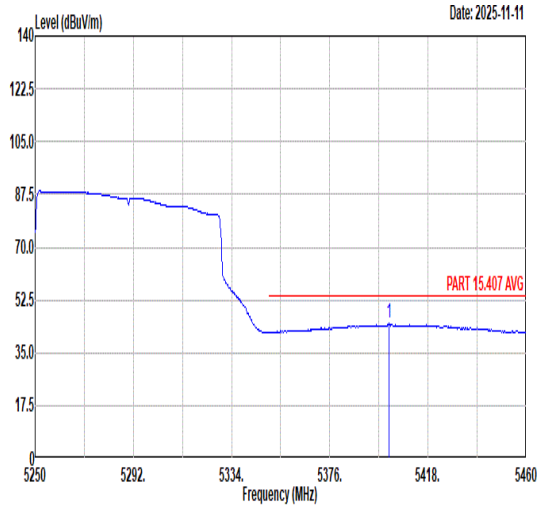 <br>Freq Level Limit Line Margin (dB) Read Level Ant Factor Cable Loss Preamp Factor APos TPos Remark<br>MHz dBuV/m dBuV/m dBuV dB/m dB dB cm deg<br>1 5401.20 44.76 54.00 -9.24 30.98 35.96 10.50 32.68 335 233 AVERAGE | Blank |

| Mode | 177 | |
|---|---|---|
| | Harmonic | |
| | U-NII-2A_5.25-5.35_802.11ax HE160_CH50_Full RU_5250MHz | |
| ANT | 8 | |
| Pol. | Horizontal | Vertical |
| Peak<br>Avg | 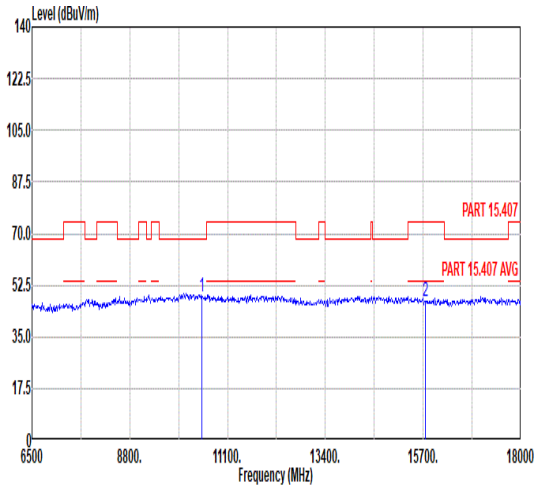 <br><br>Freq Level Limit Line Margin Read Level Ant Factor Cable Loss Preamp Factor APos TPos Remark<br>MHz dBuV/m dBuV/m dB dBuV dB/m dB dB cm deg<br>1 10500.00 48.73 68.30 -19.57 47.63 37.90 14.60 51.40 --- --- Peak<br>2 15750.00 47.12 74.00 -26.88 41.60 40.97 17.20 52.65 --- --- Peak | 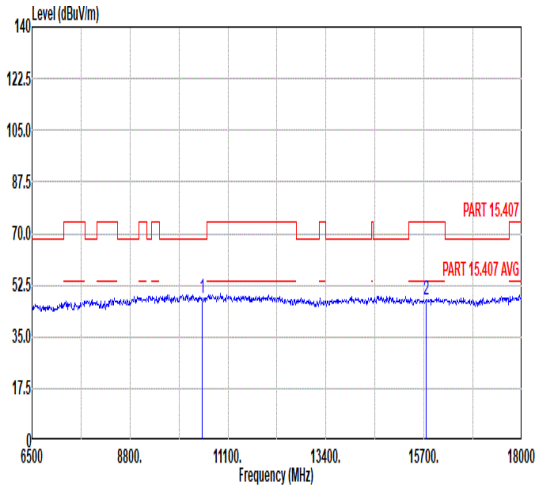 <br><br>Freq Level Limit Line Margin Read Level Ant Factor Cable Loss Preamp Factor APos TPos Remark<br>MHz dBuV/m dBuV/m dB dBuV dB/m dB dB cm deg<br>1 10500.00 48.34 68.30 -19.96 47.24 37.90 14.60 51.40 --- --- Peak<br>2 15750.00 47.68 74.00 -26.32 42.16 40.97 17.20 52.65 --- --- Peak |

| Mode | 178 | |
|---|---|---|
| | Band Edge - L | |
| | U-NII-2C_5.47-5.725_802.11ax HE160_CH114_Full RU_5570MHz | |
| ANT | 8 | |
| Pol. | Horizontal | Fundamental |
| Peak | 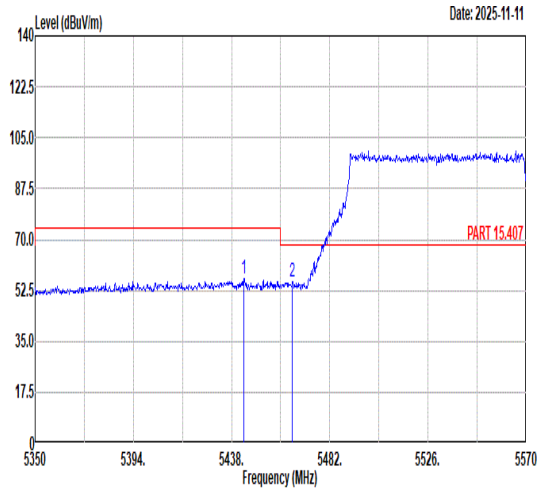 <br>Freq Level Limit Line Margin (dB) Read Level Ant Factor Cable Loss Preamp Factor APos TPos Remark<br>MHz dBuV/m dBuV/m dBuV dB/m dB dB cm deg<br>1 5443.50 56.49 74.00 -17.51 42.67 35.98 10.53 32.69 100 123 PEAK<br>2 5465.28 55.56 68.30 -12.74 41.71 35.99 10.55 32.69 100 123 PEAK | 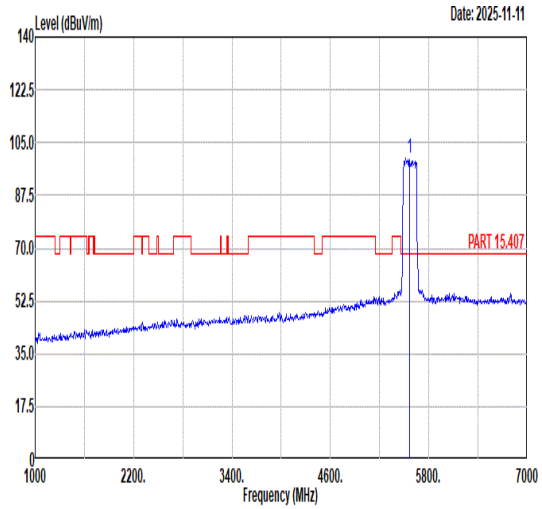 <br>Freq Level Limit Line Margin (dB) Read Level Ant Factor Cable Loss Preamp Factor APos TPos Remark<br>MHz dBuV/m dBuV/m dBuV dB/m dB dB cm deg<br>1 5570.00 99.65 ------ ------ 85.73 36.03 10.60 32.71 100 123 PEAK |
| Avg | 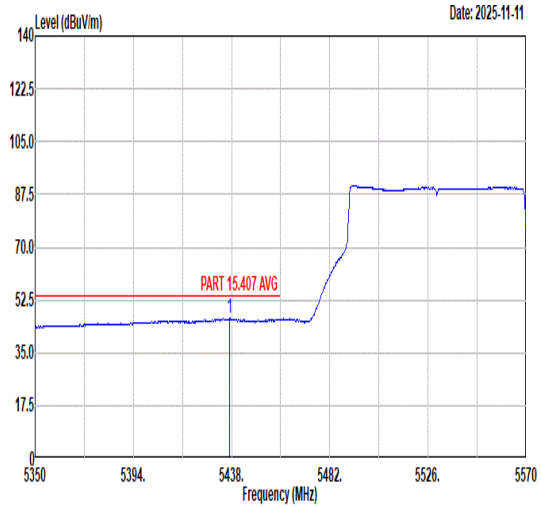 <br>Freq Level Limit Line Margin (dB) Read Level Ant Factor Cable Loss Preamp Factor APos TPos Remark<br>MHz dBuV/m dBuV/m dBuV dB/m dB dB cm deg<br>1 5437.12 46.44 54.00 -7.56 32.63 35.97 10.53 32.69 100 123 AVERAGE | 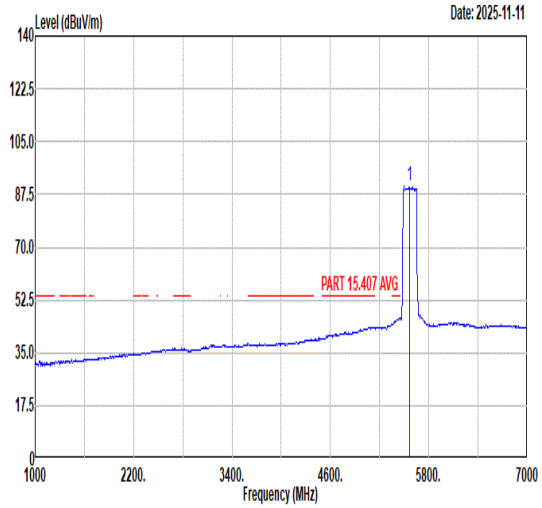 <br>Freq Level Limit Line Margin (dB) Read Level Ant Factor Cable Loss Preamp Factor APos TPos Remark<br>MHz dBuV/m dBuV/m dBuV dB/m dB dB cm deg<br>1 5570.00 90.11 ------ ------ 76.24 36.00 10.57 32.70 100 123 AVERAGE |

| Mode | 178 | |
|---|---|---|
| | Band Edge - R | |
| | U-NII-2C_5.47-5.725_802.11ax HE160_CH114_Full RU_5570MHz | |
| ANT | 8 | |
| Pol. | Horizontal | Fundamental |
| Peak | 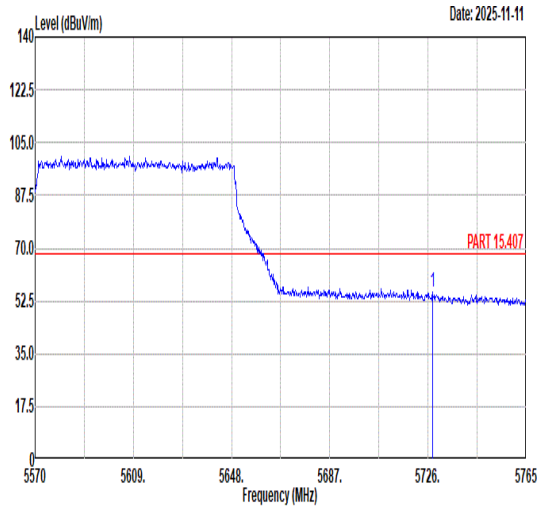 <br>Freq Level Limit Line Margin (dB) Read Level Ant Factor Cable Loss Preamp Factor APos TPos Remark<br>MHz dBuV/m dBuV/m dBuV dB/m dB dB cm deg<br>1 5727.76 55.25 68.30 -13.05 40.81 36.36 10.87 32.79 100 123 PEAK | Blank |

| Mode | 178 | |
|---|---|---|
| | Band Edge - L | |
| | U-NII-2C_5.47-5.725_802.11ax HE160_CH114_Full RU_5570MHz | |
| ANT | 8 | |
| Pol. | Vertical | Fundamental |
| Peak | 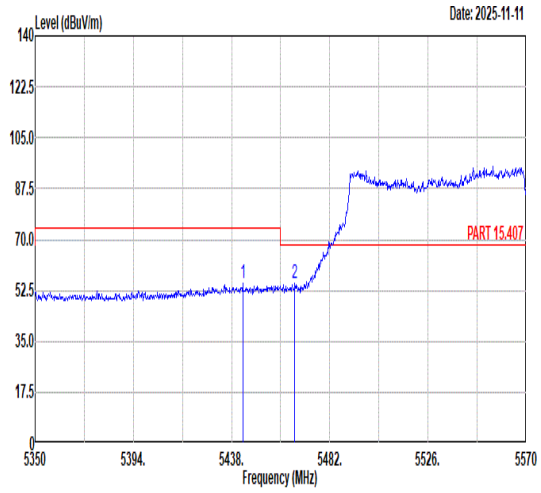 <br>Freq Level Limit Line Margin (dB) Read Level Ant Factor Cable Loss Preamp Factor APos TPos Remark<br>MHz dBuV/m dBuV/m dBuV dB/m dB dB cm deg<br>1 5443.06 54.80 74.00 -19.20 40.98 35.98 10.53 32.69 313 235 PEAK<br>2 5466.38 54.89 68.30 -13.41 41.04 35.99 10.55 32.69 313 235 PEAK | 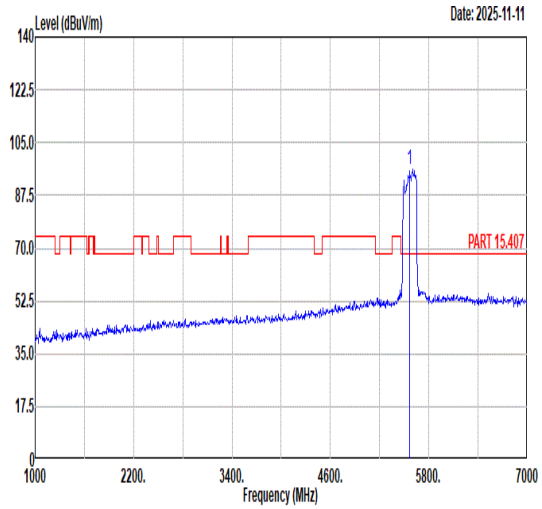 <br>Freq Level Limit Line Margin (dB) Read Level Ant Factor Cable Loss Preamp Factor APos TPos Remark<br>MHz dBuV/m dBuV/m dBuV dB/m dB dB cm deg<br>1 5570.00 96.35 ------ ------ 82.23 36.16 10.70 32.74 313 235 PEAK |
| Avg | 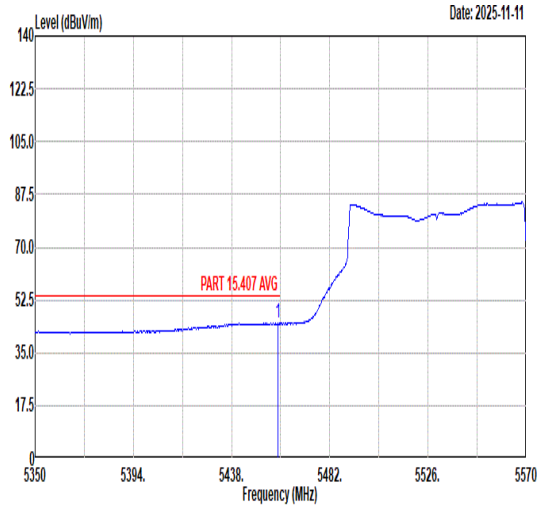 <br>Freq Level Limit Line Margin (dB) Read Level Ant Factor Cable Loss Preamp Factor APos TPos Remark<br>MHz dBuV/m dBuV/m dBuV dB/m dB dB cm deg<br>1 5458.90 44.92 54.00 -9.08 31.09 35.98 10.54 32.69 313 235 AVERAGE | 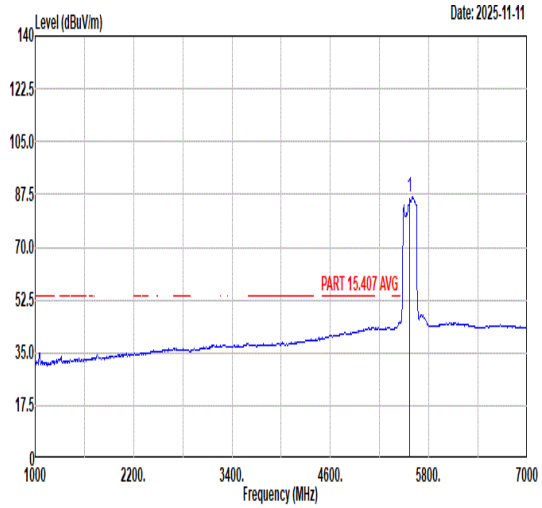 <br>Freq Level Limit Line Margin (dB) Read Level Ant Factor Cable Loss Preamp Factor APos TPos Remark<br>MHz dBuV/m dBuV/m dBuV dB/m dB dB cm deg<br>1 5570.00 86.47 ------ ------ 72.35 36.16 10.70 32.74 313 235 AVERAGE |

| Mode | 178 | |
|---|---|---|
| | Band Edge - R | |
| | U-NII-2C_5.47-5.725_802.11ax HE160_CH114_Full RU_5570MHz | |
| ANT | 8 | |
| Pol. | Vertical | Fundamental |
| Peak | 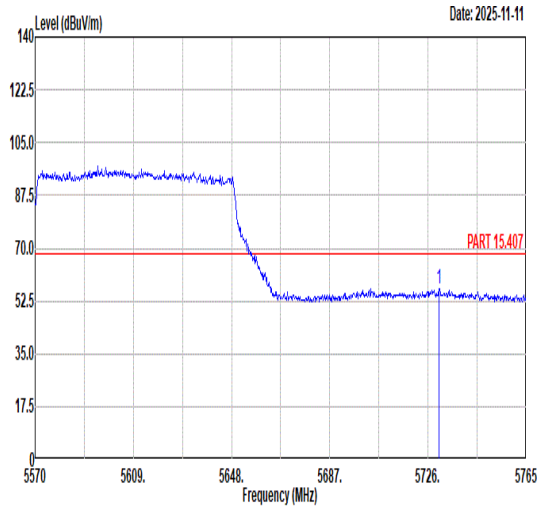 <br>Freq Level Limit Line Margin (dB) Read Level Ant Factor Cable Loss Preamp Factor APos TPos Remark<br>MHz dBuV/m dBuV/m dBuV dB/m dB dB cm deg<br>1 5730.49 56.37 68.30 -11.93 41.92 36.37 10.87 32.79 313 235 PEAK | Blank |

| Mode | 178 | |
|---|---|---|
| | Harmonic | |
| | U-NII-2C_5.47-5.725_802.11ax HE160_CH114_Full RU_5570MHz | |
| ANT | 8 | |
| Pol. | Horizontal | Vertical |
| Peak<br>Avg | 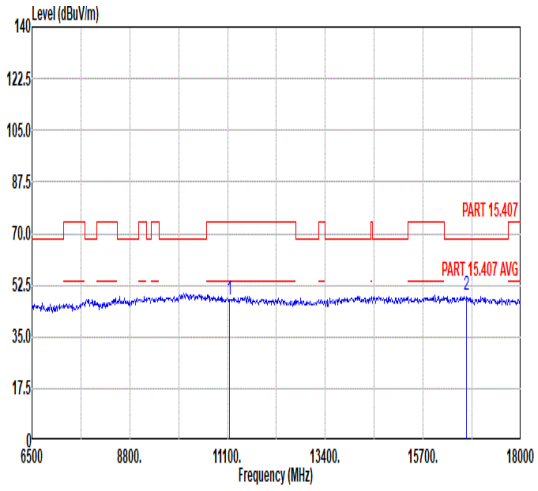 <br><br>Freq Level Limit Line Margin Read Level Ant Factor Cable Loss Preamp Factor APos TPos Remark<br>MHz dBuV/m dBuV/m dB dBuV dB/m dB dB cm deg<br>1 11140.00 47.62 74.00 -26.38 45.64 38.00 14.71 50.73 --- --- Peak<br>2 16710.00 48.91 68.30 -19.39 41.58 42.34 17.84 52.85 --- --- Peak | 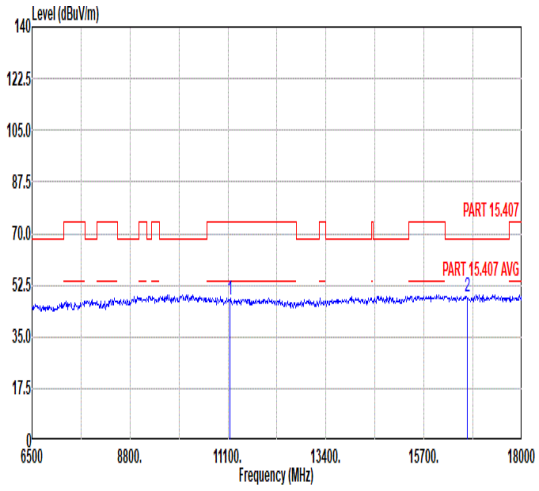 <br><br>Freq Level Limit Line Margin Read Level Ant Factor Cable Loss Preamp Factor APos TPos Remark<br>MHz dBuV/m dBuV/m dB dBuV dB/m dB dB cm deg<br>1 11140.00 47.54 74.00 -26.46 45.56 38.00 14.71 50.73 --- --- Peak<br>2 16710.00 48.66 68.30 -19.64 41.33 42.34 17.84 52.85 --- --- Peak |

| Mode | 183 | |
|---|---|---|
| | Band Edge | |
| | U-NII-3_5.725-5.85_802.11a_CH149_5745MHz | |
| ANT | 8 | |
| Pol. | Horizontal | Fundamental |
| Peak | 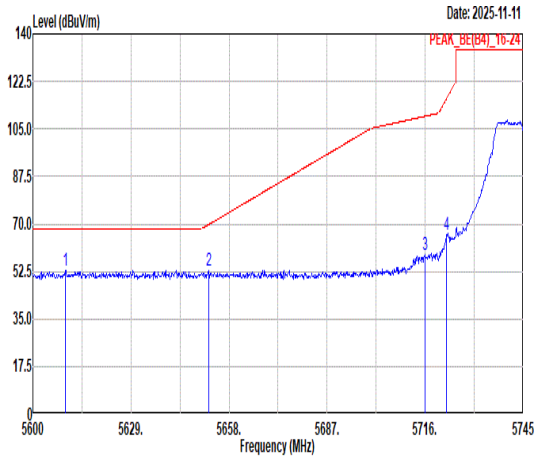 <br>Freq Level Limit Line Margin (dB) Read Level Ant Factor Cable Loss Preamp Factor APos TPos Remark<br>MHz dBuV/m dBuV/m dBuV dB/m dB dB cm deg<br>1 5609.72 52.99 68.30 -15.31 38.83 36.18 10.72 32.74 387 323 PEAK<br>2 5651.91 52.73 69.72 -16.99 38.44 36.24 10.81 32.76 387 323 PEAK<br>3 5715.86 58.89 109.64 -50.75 44.45 36.35 10.88 32.79 387 323 PEAK<br>4 5722.38 65.92 116.23 -50.31 51.47 36.36 10.88 32.79 387 323 PEAK | 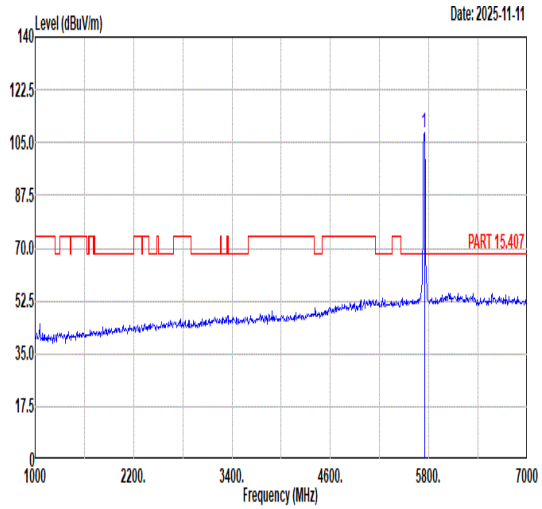 <br>Freq Level Limit Line Margin (dB) Read Level Ant Factor Cable Loss Preamp Factor APos TPos Remark<br>MHz dBuV/m dBuV/m dBuV dB/m dB dB cm deg<br>1 5745.00 108.05 ------ ------ 93.60 36.39 10.86 32.80 387 323 PEAK |
| Avg | Blank | 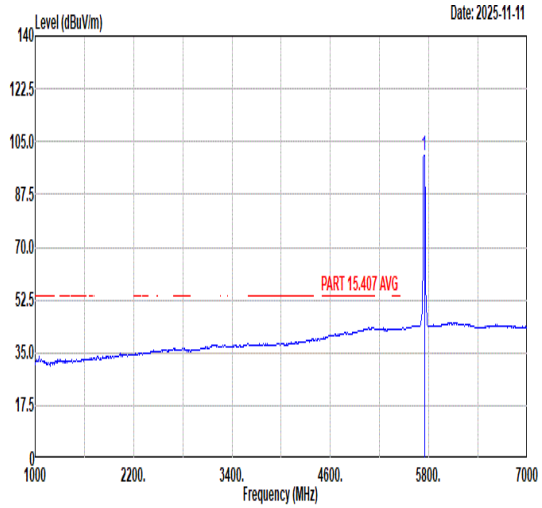 <br>Freq Level Limit Line Margin (dB) Read Level Ant Factor Cable Loss Preamp Factor APos TPos Remark<br>MHz dBuV/m dBuV/m dBuV dB/m dB dB cm deg<br>1 5745.00 100.43 ------ ------ 85.98 36.39 10.86 32.80 387 323 AVERAGE |

| Mode | 183 | |
|---|---|---|
| | Band Edge | |
| | U-NII-3_5.725-5.85_802.11a_CH149_5745MHz | |
| ANT | 8 | |
| Pol. | Vertical | Fundamental |
| Peak | 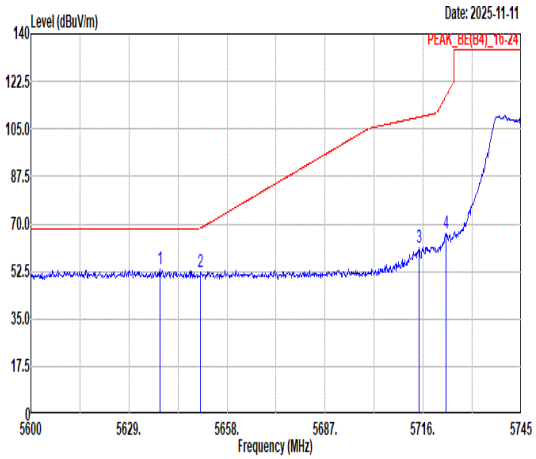 <br>Freq Level Limit Line Margin (dB) Read Level Ant Factor Cable Loss Preamp Factor APos TPos Remark<br>MHz dBuV/m dBuV/m dBuV dB/m dB dB cm deg<br>1 5638.28 53.18 68.30 -15.12 38.94 36.22 10.78 32.76 394 41 PEAK<br>2 5650.17 52.13 68.43 -16.30 37.84 36.24 10.81 32.76 394 41 PEAK<br>3 5714.84 61.06 109.36 -48.30 46.63 36.34 10.88 32.79 394 41 PEAK<br>4 5722.67 66.46 116.89 -50.43 52.01 36.36 10.88 32.79 394 41 PEAK | 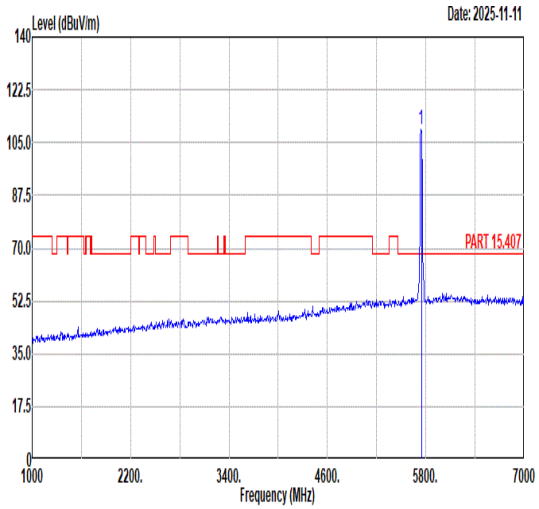 <br>Freq Level Limit Line Margin (dB) Read Level Ant Factor Cable Loss Preamp Factor APos TPos Remark<br>MHz dBuV/m dBuV/m dBuV dB/m dB dB cm deg<br>1 5745.00 109.14 ------ ------ 94.70 36.38 10.86 32.80 394 41 PEAK |
| Avg | Blank | 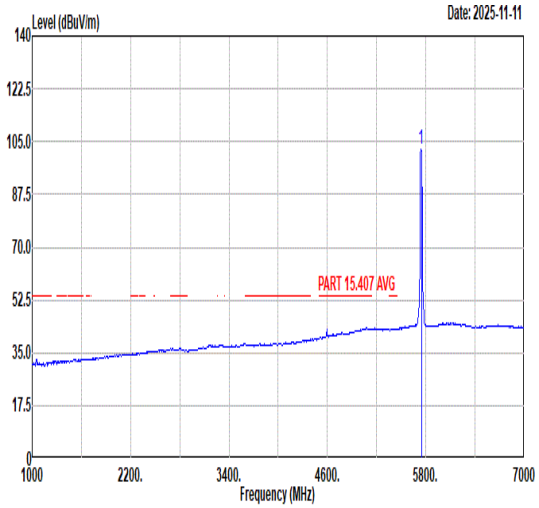 <br>Freq Level Limit Line Margin (dB) Read Level Ant Factor Cable Loss Preamp Factor APos TPos Remark<br>MHz dBuV/m dBuV/m dBuV dB/m dB dB cm deg<br>1 5745.00 102.34 ------ ------ 87.90 36.38 10.86 32.80 394 41 AVERAGE |

| Mode | 183 | |
|---|---|---|
| | Harmonic | |
| | U-NII-3_5.725-5.85_802.11a_CH149_5745MHz | |
| ANT | 8 | |
| Pol. | Horizontal | Vertical |
| Peak<br>Avg | 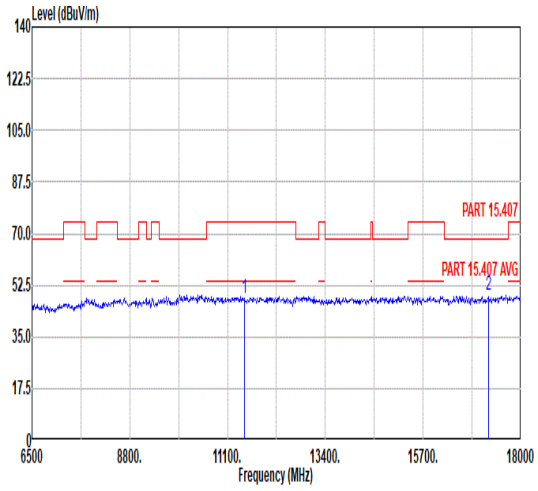 <br><br>Freq Level Limit Line Margin Read Level Ant Factor Cable Loss Preamp Factor APos TPos Remark<br>MHz dBuV/m dBuV/m dB dBuV dB/m dB dB cm deg<br>1 11490.00 47.94 74.00 -26.06 45.09 38.24 14.92 50.31 --- --- Peak<br>2 17235.00 48.87 68.30 -19.43 41.05 42.82 18.02 53.02 --- --- Peak | 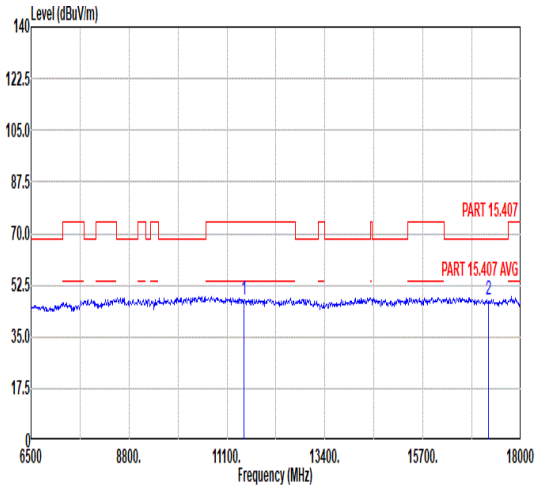 <br><br>Freq Level Limit Line Margin Read Level Ant Factor Cable Loss Preamp Factor APos TPos Remark<br>MHz dBuV/m dBuV/m dB dBuV dB/m dB dB cm deg<br>1 11490.00 47.74 74.00 -26.26 44.89 38.24 14.92 50.31 --- --- Peak<br>2 17235.00 47.61 68.30 -20.69 39.79 42.82 18.02 53.02 --- --- Peak |

| Mode | 184 | |
|---|---|---|
| | Harmonic | |
| | U-NII-3_5.725-5.85_802.11a_CH157_5785MHz | |
| ANT | 8 | |
| Pol. | Horizontal | Vertical |
| Peak<br>Avg | 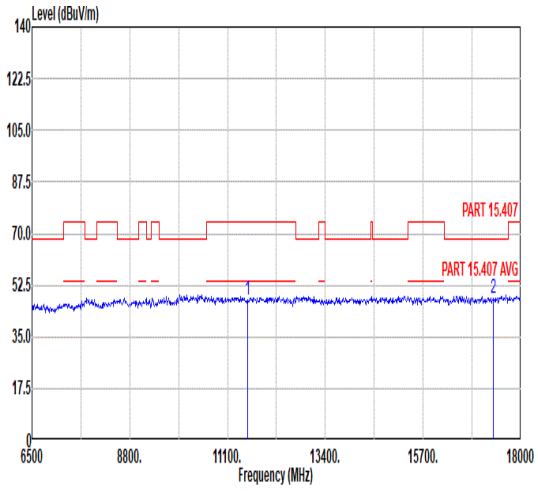 <br><br>Freq Level Limit Line Margin Read Level Ant Factor Cable Loss Preamp Factor APos TPos Remark<br>MHz dBuV/m dBuV/m dB dBuV dB/m dB dB cm deg<br>1 11570.00 47.39 74.00 -26.61 44.36 38.30 14.97 50.24 --- --- Peak<br>2 17355.00 48.12 68.30 -20.18 40.57 42.84 17.99 53.28 --- --- Peak | 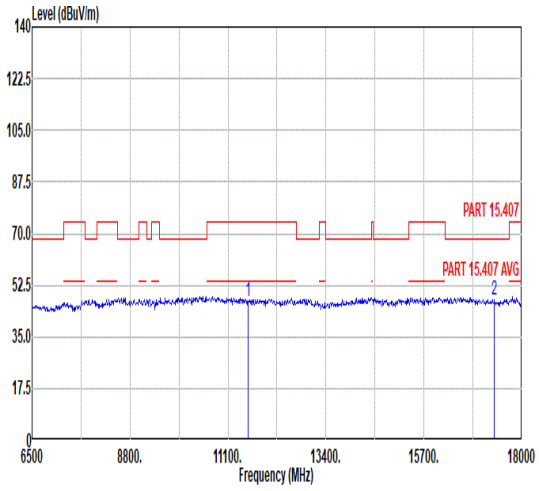 <br><br>Freq Level Limit Line Margin Read Level Ant Factor Cable Loss Preamp Factor APos TPos Remark<br>MHz dBuV/m dBuV/m dB dBuV dB/m dB dB cm deg<br>1 11570.00 47.15 74.00 -26.85 44.12 38.30 14.97 50.24 --- --- Peak<br>2 17355.00 47.41 68.30 -20.89 39.86 42.84 17.99 53.28 --- --- Peak |

| Mode | 185 | |
|---|---|---|
| | Band Edge | |
| | U-NII-3_5.725-5.85_802.11a_CH165_5825MHz | |
| ANT | 8 | |
| Pol. | Horizontal | Fundamental |
| Peak | 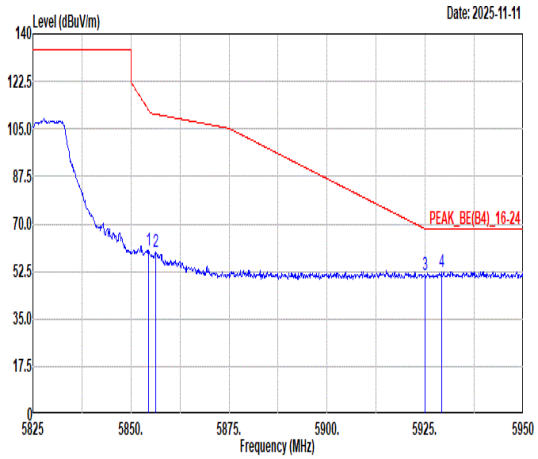 <br>Freq Level Limit Line Margin (dB) Read Level Ant Factor Cable Loss Preamp Factor APos TPos Remark<br>MHz dBuV/m dBuV/m dBuV dB/m dB dB cm deg<br>1 5854.50 60.45 111.94 -51.49 45.89 36.57 10.83 32.84 376 347 PEAK<br>2 5856.25 59.51 110.45 -50.94 44.95 36.57 10.83 32.84 376 347 PEAK<br>3 5925.00 51.22 68.20 -16.98 36.52 36.68 10.89 32.87 376 347 PEAK<br>4 5929.13 52.40 68.30 -15.90 37.69 36.69 10.89 32.87 376 347 PEAK | 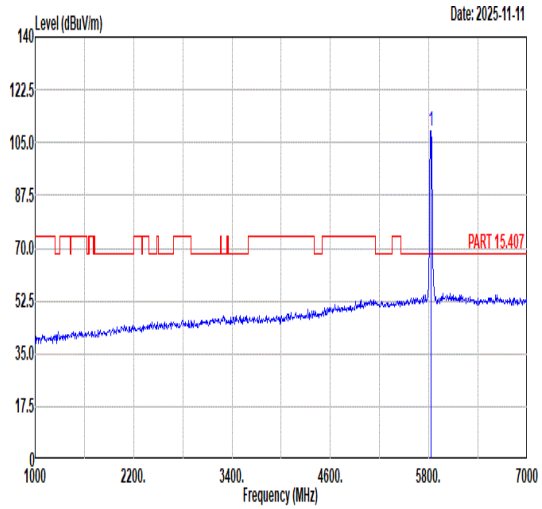 <br>Freq Level Limit Line Margin (dB) Read Level Ant Factor Cable Loss Preamp Factor APos TPos Remark<br>MHz dBuV/m dBuV/m dBuV dB/m dB dB cm deg<br>1 5825.00 109.01 ------ ------ 94.48 36.53 10.83 32.83 376 347 PEAK |
| Avg | Blank | 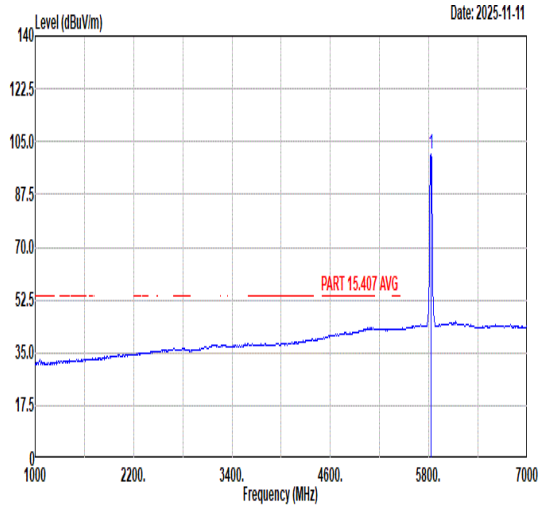 <br>Freq Level Limit Line Margin (dB) Read Level Ant Factor Cable Loss Preamp Factor APos TPos Remark<br>MHz dBuV/m dBuV/m dBuV dB/m dB dB cm deg<br>1 5825.00 100.88 ------ ------ 86.35 36.53 10.83 32.83 376 347 AVERAGE |

| Mode | 185 | |
|---|---|---|
| | Band Edge | |
| | U-NII-3_5.725-5.85_802.11a_CH165_5825MHz | |
| ANT | 8 | |
| Pol. | Vertical | Fundamental |
| Peak | 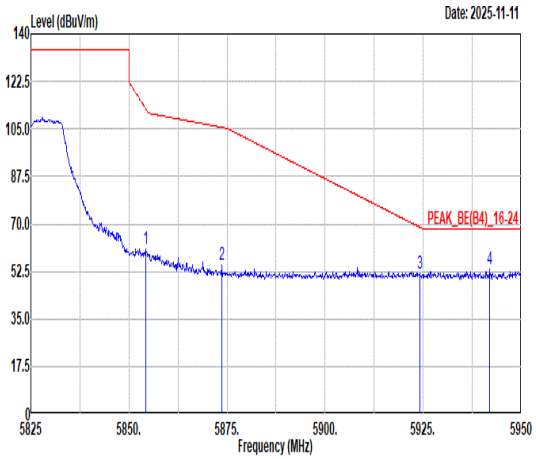 <br>Freq Level Limit Line Margin (dB) Read Level Ant Factor Cable Loss Preamp Factor APos TPos Remark<br>1 5854.25 60.53 112.51 -51.98 45.97 36.57 10.83 32.84 292 17 PEAK<br>2 5873.63 55.02 105.58 -50.56 40.43 36.60 10.84 32.85 292 17 PEAK<br>3 5924.25 51.99 68.75 -16.76 37.30 36.68 10.88 32.87 292 17 PEAK<br>4 5942.00 53.18 68.30 -15.12 38.44 36.71 10.91 32.88 292 17 PEAK | 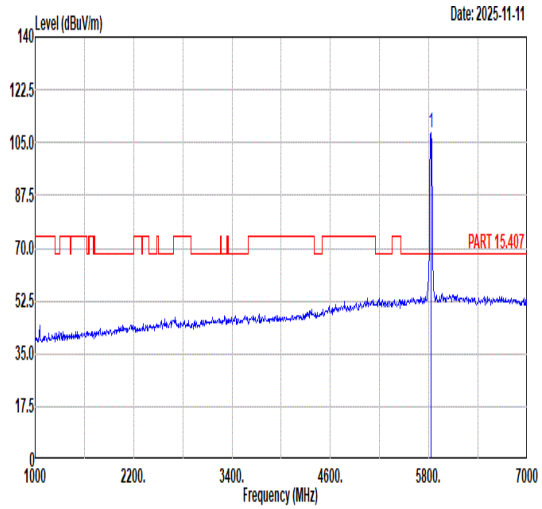 <br>Freq Level Limit Line Margin (dB) Read Level Ant Factor Cable Loss Preamp Factor APos TPos Remark<br>1 5825.00 108.45 ------ ------ 93.93 36.52 10.83 32.83 292 17 PEAK |
| Avg | Blank | 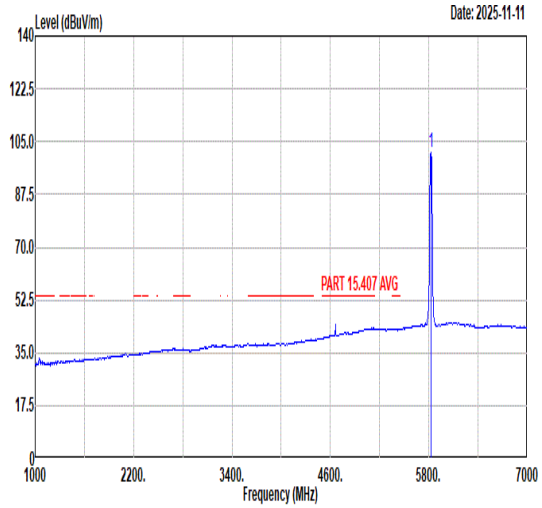 <br>Freq Level Limit Line Margin (dB) Read Level Ant Factor Cable Loss Preamp Factor APos TPos Remark<br>1 5825.00 101.40 ------ ------ 86.87 36.53 10.83 32.83 292 17 AVERAGE |

| Mode | 185 | |
|---|---|---|
| | Harmonic | |
| | U-NII-3_5.725-5.85_802.11a_CH165_5825MHz | |
| ANT | 8 | |
| Pol. | Horizontal | Vertical |
| Peak<br>Avg | 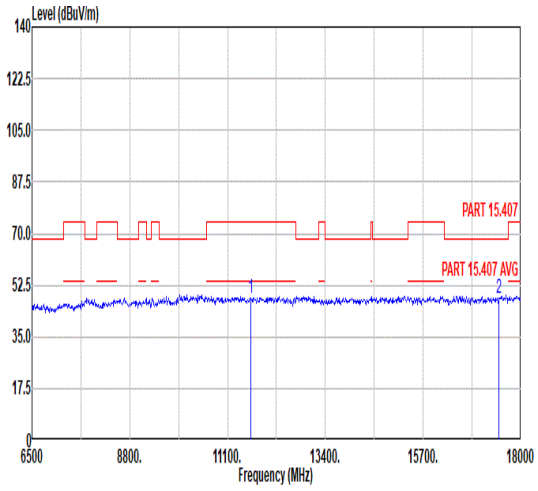 <br><br>Freq Level Limit Line Margin Read Level Ant Factor Cable Loss Preamp Factor APos TPos Remark<br>MHz dBuV/m dBuV/m dB dBuV dB/m dB dB cm deg<br>1 11650.00 47.92 74.00 -26.08 44.73 38.35 15.02 50.18 --- --- Peak<br>2 17475.00 48.01 68.30 -20.29 40.74 42.85 17.96 53.54 --- --- Peak | 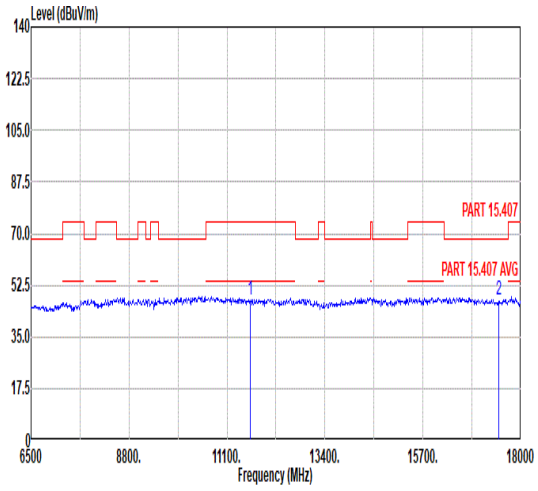 <br><br>Freq Level Limit Line Margin Read Level Ant Factor Cable Loss Preamp Factor APos TPos Remark<br>MHz dBuV/m dBuV/m dB dBuV dB/m dB dB cm deg<br>1 11650.00 47.71 74.00 -26.29 44.52 38.35 15.02 50.18 --- --- Peak<br>2 17475.00 47.50 68.30 -20.80 40.23 42.85 17.96 53.54 --- --- Peak |

| Mode | 186 | |
|---|---|---|
| | Band Edge | |
| | U-NII-3_5.725-5.85_802.11n HT20_CH149_5745MHz | |
| ANT | 8 | |
| Pol. | Horizontal | Fundamental |
| Peak | 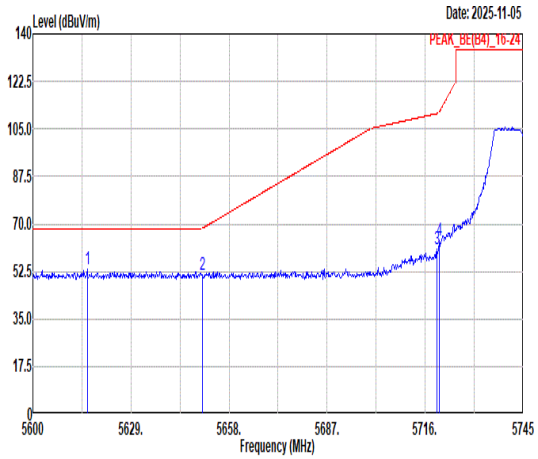 <br>Freq Level Limit Line Margin (dB) Read Level Ant Factor Cable Loss Preamp Factor APos TPos Remark<br>MHz dBuV/m dBuV/m dBuV dB/m dB dB cm deg<br>1 5616.10 53.38 68.30 -14.92 39.21 36.19 10.73 32.75 400 14 PEAK<br>2 5650.03 51.25 68.32 -17.07 36.96 36.24 10.81 32.76 400 14 PEAK<br>3 5719.48 60.63 110.65 -50.02 46.19 36.35 10.88 32.79 400 14 PEAK<br>4 5720.21 63.76 111.27 -47.51 49.32 36.35 10.88 32.79 400 14 PEAK | 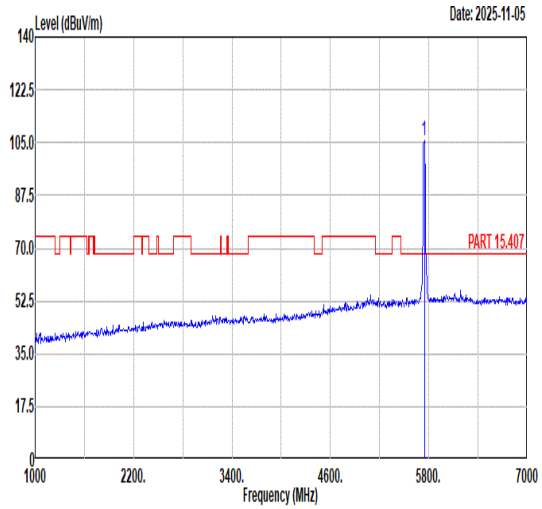 <br>Freq Level Limit Line Margin (dB) Read Level Ant Factor Cable Loss Preamp Factor APos TPos Remark<br>MHz dBuV/m dBuV/m dBuV dB/m dB dB cm deg<br>1 5745.00 105.54 ------ ------ 91.09 36.40 10.85 32.80 400 14 PEAK |
| Avg | Blank | 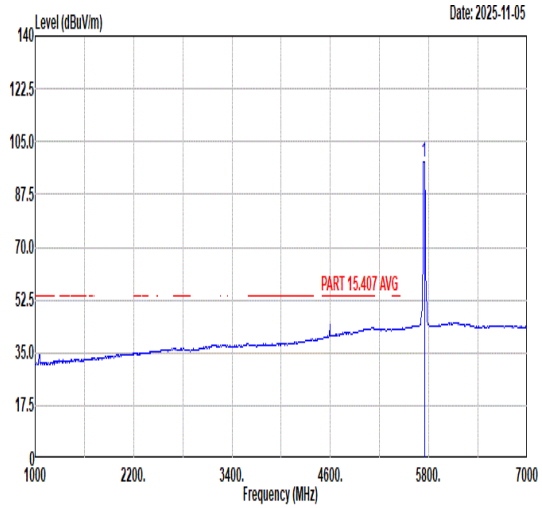 <br>Freq Level Limit Line Margin (dB) Read Level Ant Factor Cable Loss Preamp Factor APos TPos Remark<br>MHz dBuV/m dBuV/m dBuV dB/m dB dB cm deg<br>1 5745.00 98.42 ------ ------ 83.97 36.40 10.85 32.80 400 14 AVERAGE |

| Mode | 186 | |
|---|---|---|
| | Band Edge | |
| | U-NII-3_5.725-5.85_802.11n HT20_CH149_5745MHz | |
| ANT | 8 | |
| Pol. | Vertical | Fundamental |
| Peak | 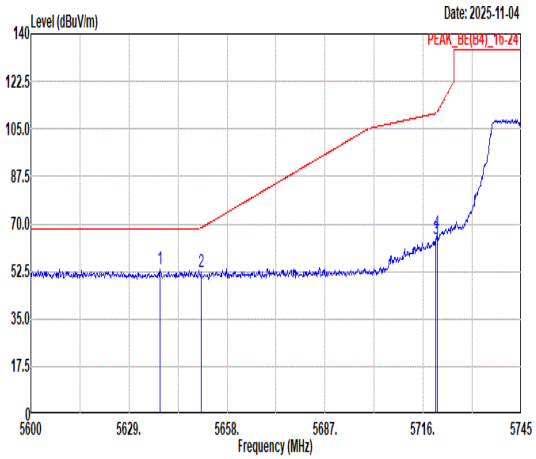 <br>Freq Level Limit Line Margin (dB) Read Level Ant Factor Cable Loss Preamp Factor APos TPos Remark<br>MHz dBuV/m dBuV/m dBuV dB/m dB dB cm deg<br>1 5638.14 53.51 68.30 -14.79 39.27 36.22 10.78 32.76 390 65 PEAK<br>2 5650.32 52.10 68.53 -16.43 37.81 36.24 10.81 32.76 390 65 PEAK<br>3 5719.63 64.23 110.70 -46.47 49.79 36.35 10.88 32.79 390 65 PEAK<br>4 5720.06 66.67 110.94 -44.27 52.23 36.35 10.88 32.79 390 65 PEAK | 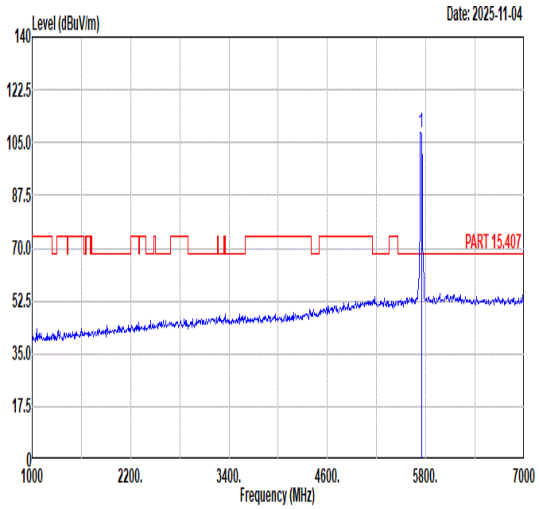 <br>Freq Level Limit Line Margin (dB) Read Level Ant Factor Cable Loss Preamp Factor APos TPos Remark<br>MHz dBuV/m dBuV/m dBuV dB/m dB dB cm deg<br>1 5745.00 108.43 ------ ------ 93.99 36.38 10.86 32.80 390 65 PEAK |
| Avg | Blank | 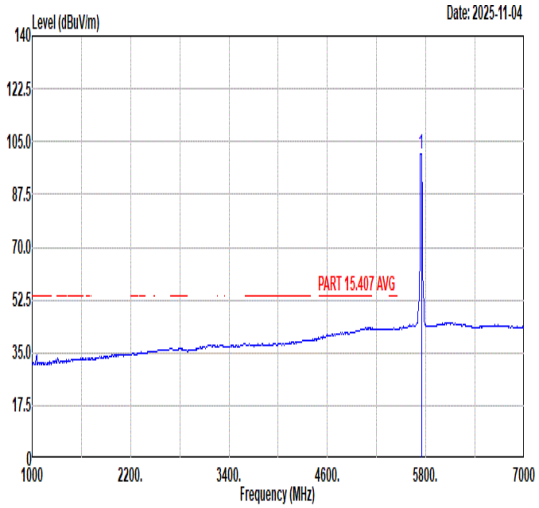 <br>Freq Level Limit Line Margin (dB) Read Level Ant Factor Cable Loss Preamp Factor APos TPos Remark<br>MHz dBuV/m dBuV/m dBuV dB/m dB dB cm deg<br>1 5745.00 101.05 ------ ------ 86.61 36.38 10.86 32.80 390 65 AVERAGE |

| Mode | 186 | |
|---|---|---|
| | Harmonic | |
| | U-NII-3_5.725-5.85_802.11n HT20_CH149_5745MHz | |
| ANT | 8 | |
| Pol. | Horizontal | Vertical |
| Peak<br>Avg | 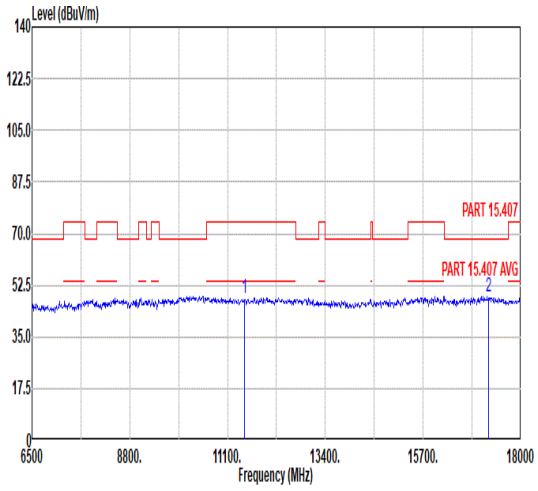 <br><br>Freq Level Limit Line Margin Read Level Ant Factor Cable Loss Preamp Factor APos TPos Remark<br>MHz dBuV/m dBuV/m dB dBuV dB/m dB dB cm deg<br>1 11490.00 47.92 74.00 -26.08 45.07 38.24 14.92 50.31 --- --- Peak<br>2 17235.00 48.51 68.30 -19.79 40.69 42.82 18.02 53.02 --- --- Peak | 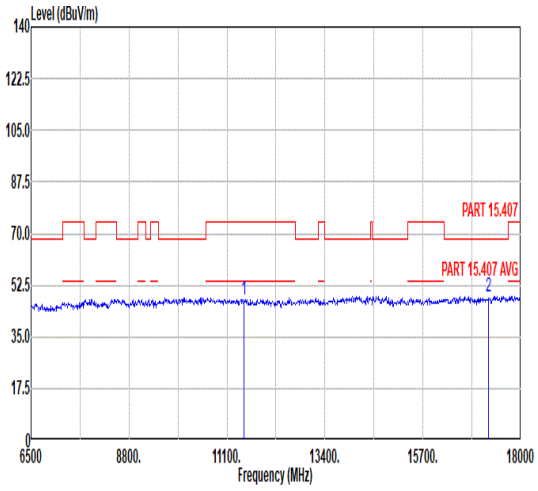 <br><br>Freq Level Limit Line Margin Read Level Ant Factor Cable Loss Preamp Factor APos TPos Remark<br>MHz dBuV/m dBuV/m dB dBuV dB/m dB dB cm deg<br>1 11490.00 47.59 74.00 -26.41 44.74 38.24 14.92 50.31 --- --- Peak<br>2 17235.00 48.61 68.30 -19.69 40.79 42.82 18.02 53.02 --- --- Peak |

| Mode | 187 | |
|---|---|---|
| | Harmonic | |
| | U-NII-3_5.725-5.85_802.11n HT20_CH157_5785MHz | |
| ANT | 8 | |
| Pol. | Horizontal | Vertical |
| Peak<br>Avg | 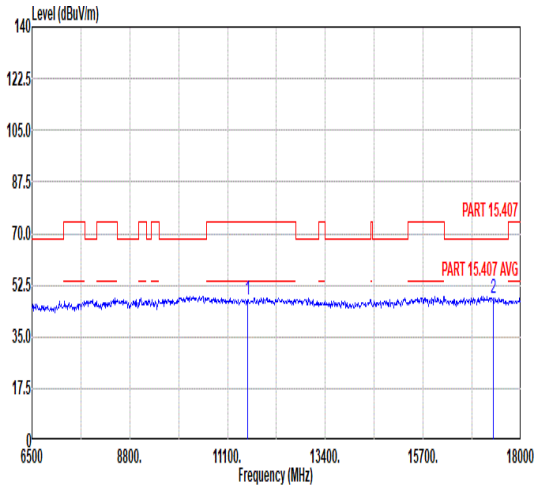 <br><br>Freq Level Limit Line Margin Read Level Ant Factor Cable Loss Preamp Factor APos TPos Remark<br>MHz dBuV/m dBuV/m dB dBuV dB/m dB dB cm deg<br>1 11570.00 47.61 74.00 -26.39 44.58 38.30 14.97 50.24 --- --- Peak<br>2 17355.00 47.93 68.30 -20.37 40.38 42.84 17.99 53.28 --- --- Peak | 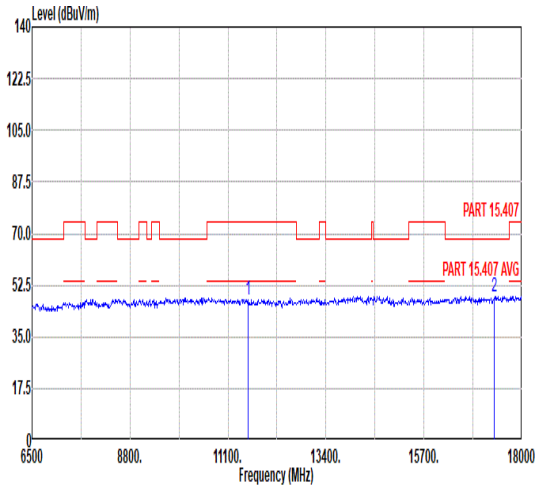 <br><br>Freq Level Limit Line Margin Read Level Ant Factor Cable Loss Preamp Factor APos TPos Remark<br>MHz dBuV/m dBuV/m dB dBuV dB/m dB dB cm deg<br>1 11570.00 47.46 74.00 -26.54 44.43 38.30 14.97 50.24 --- --- Peak<br>2 17355.00 48.51 68.30 -19.79 40.96 42.84 17.99 53.28 --- --- Peak |

| Mode | 188 | |
|---|---|---|
| | Band Edge | |
| | U-NII-3_5.725-5.85_802.11n HT20_CH165_5825MHz | |
| ANT | 8 | |
| Pol. | Horizontal | Fundamental |
| Peak | 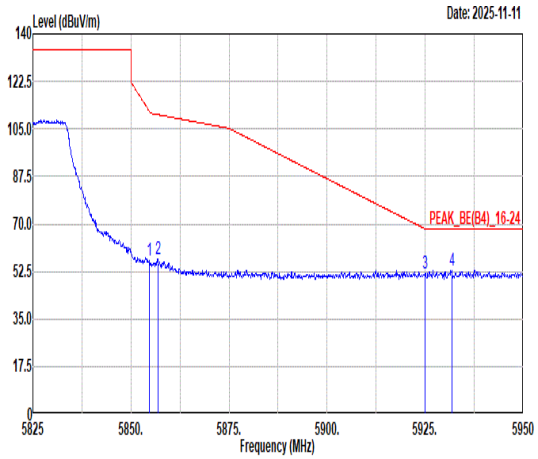 <br>Freq Level Limit Line Margin (dB) Read Level Ant Factor Cable Loss Preamp Factor APos TPos Remark<br>MHz dBuV/m dBuV/m dBuV dB/m dB dB cm deg<br>1 5854.75 56.36 111.37 -55.01 41.80 36.57 10.83 32.84 376 346 PEAK<br>2 5856.88 57.05 110.27 -55.22 42.49 36.57 10.83 32.84 376 346 PEAK<br>3 5925.00 51.90 68.20 -16.30 37.20 36.68 10.89 32.87 376 346 PEAK<br>4 5931.75 52.77 68.30 -15.53 38.05 36.69 10.90 32.87 376 346 PEAK | 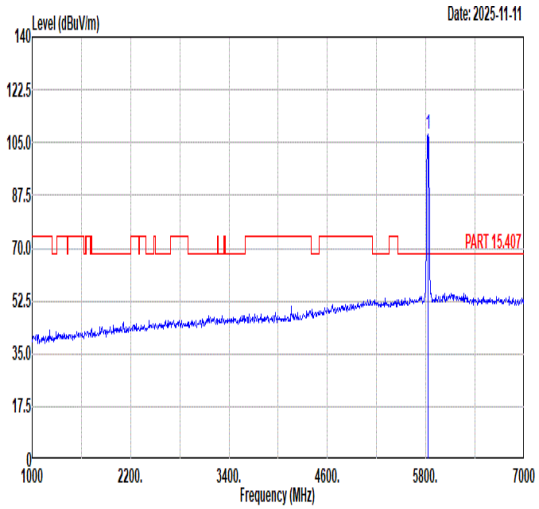 <br>Freq Level Limit Line Margin (dB) Read Level Ant Factor Cable Loss Preamp Factor APos TPos Remark<br>MHz dBuV/m dBuV/m dBuV dB/m dB dB cm deg<br>1 5825.00 107.91 ------ ------ 93.39 36.52 10.83 32.83 376 346 PEAK |
| Avg | Blank | 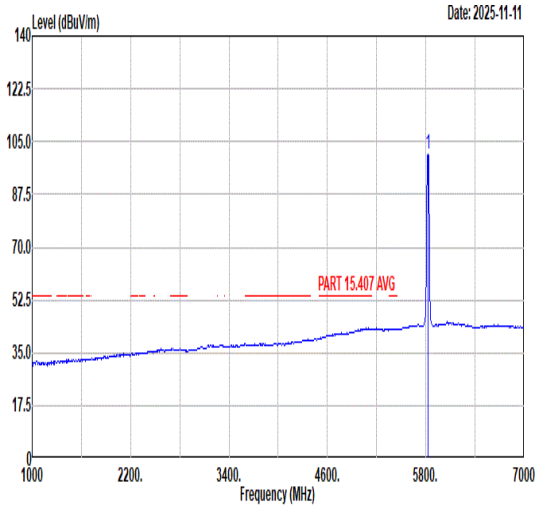 <br>Freq Level Limit Line Margin (dB) Read Level Ant Factor Cable Loss Preamp Factor APos TPos Remark<br>MHz dBuV/m dBuV/m dBuV dB/m dB dB cm deg<br>1 5825.00 100.86 ------ ------ 86.33 36.53 10.83 32.83 376 346 AVERAGE |

| Mode | 188 | |
|---|---|---|
| | Band Edge | |
| | U-NII-3_5.725-5.85_802.11n HT20_CH165_5825MHz | |
| ANT | 8 | |
| Pol. | Vertical | Fundamental |
| Peak | 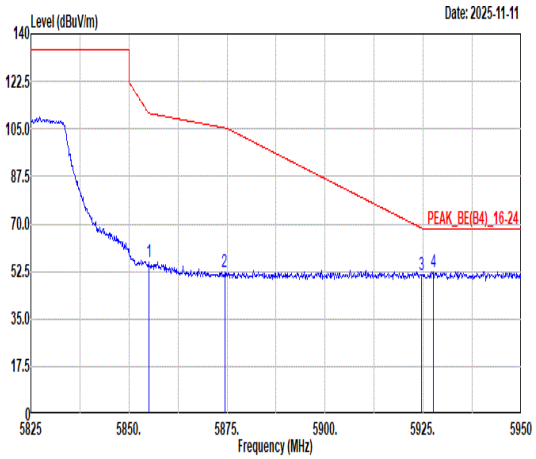 <br>Freq Level Limit Line Margin (dB) Read Level Ant Factor Cable Loss Preamp Factor APos TPos Remark<br>MHz dBuV/m dBuV/m dBuV dB/m dB dB cm deg<br>1 5855.00 55.99 110.80 -54.81 41.43 36.57 10.83 32.84 293 12 PEAK<br>2 5874.38 52.38 105.37 -52.99 37.79 36.60 10.84 32.85 293 12 PEAK<br>3 5924.63 51.28 68.48 -17.20 36.59 36.68 10.88 32.87 293 12 PEAK<br>4 5927.50 52.54 68.30 -15.76 37.84 36.68 10.89 32.87 293 12 PEAK | 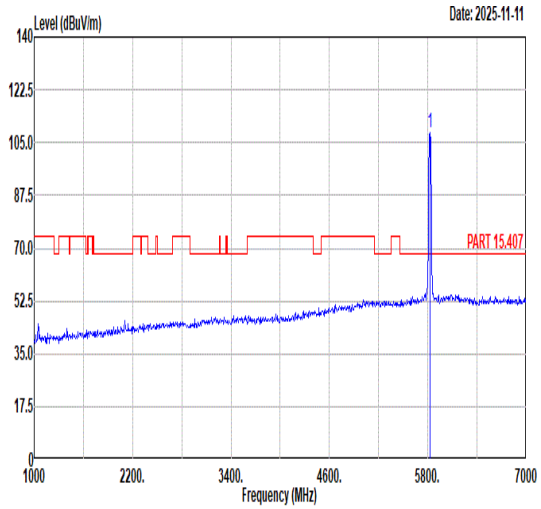 <br>Freq Level Limit Line Margin (dB) Read Level Ant Factor Cable Loss Preamp Factor APos TPos Remark<br>MHz dBuV/m dBuV/m dBuV dB/m dB dB cm deg<br>1 5825.00 108.38 ------ ------ 93.85 36.53 10.83 32.83 293 12 PEAK |
| Avg | Blank | 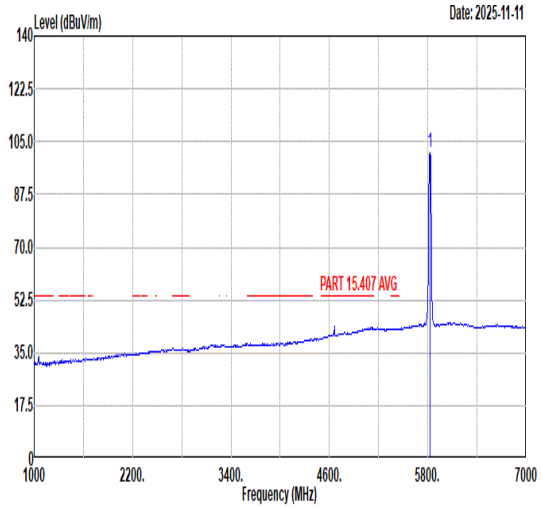 <br>Freq Level Limit Line Margin (dB) Read Level Ant Factor Cable Loss Preamp Factor APos TPos Remark<br>MHz dBuV/m dBuV/m dBuV dB/m dB dB cm deg<br>1 5825.00 101.39 ------ ------ 86.87 36.52 10.83 32.83 293 12 AVERAGE |

| Mode | 188 | |
|---|---|---|
| | Harmonic | |
| | U-NII-3_5.725-5.85_802.11n HT20_CH165_5825MHz | |
| ANT | 8 | |
| Pol. | Horizontal | Vertical |
| Peak<br>Avg | 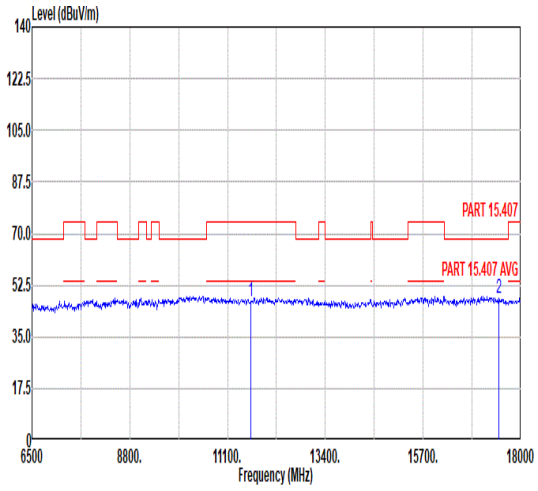 <br><br>Freq Level Limit Line Margin Read Level Ant Factor Cable Loss Preamp Factor APos TPos Remark<br>MHz dBuV/m dBuV/m dB dBuV dB/m dB dB cm deg<br>1 11650.00 47.10 74.00 -26.90 43.91 38.35 15.02 50.18 --- --- Peak<br>2 17475.00 48.21 68.30 -20.09 40.94 42.85 17.96 53.54 --- --- Peak | 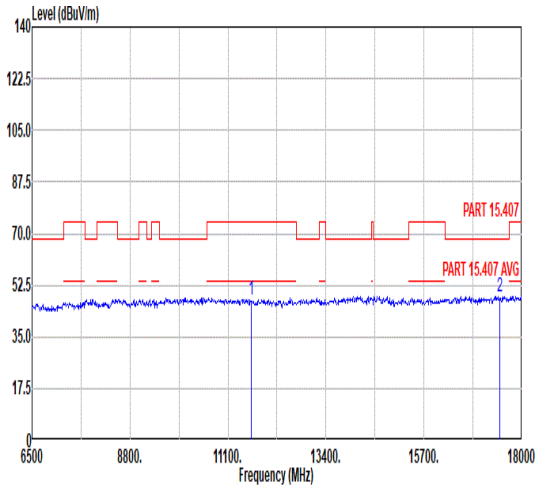 <br><br>Freq Level Limit Line Margin Read Level Ant Factor Cable Loss Preamp Factor APos TPos Remark<br>MHz dBuV/m dBuV/m dB dBuV dB/m dB dB cm deg<br>1 11650.00 47.76 74.00 -26.24 44.57 38.35 15.02 50.18 --- --- Peak<br>2 17475.00 48.76 68.30 -19.54 41.49 42.85 17.96 53.54 --- --- Peak |

| Mode | 189 | |
|---|---|---|
| | Band Edge - L | |
| | U-NII-3_5.725-5.85_802.11n HT40_CH151_5755MHz | |
| ANT | 8 | |
| Pol. | Horizontal | Fundamental |
| Peak | 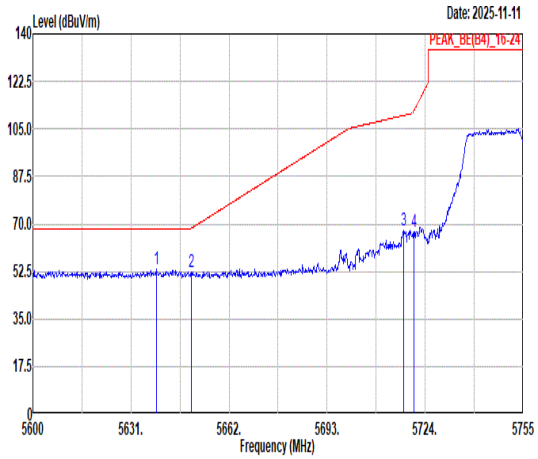 <br>Freq Level Limit Line Margin (dB) Read Level Ant Factor Cable Loss Preamp Factor APos TPos Remark<br>1 5639.06 53.35 68.30 -14.95 39.11 36.22 10.78 32.76 370 353 PEAK<br>2 5650.07 52.26 68.35 -16.09 37.97 36.24 10.81 32.76 370 353 PEAK<br>3 5717.18 67.51 110.01 -42.50 53.07 36.35 10.88 32.79 370 353 PEAK<br>4 5720.44 67.17 111.79 -44.62 52.73 36.35 10.88 32.79 370 353 PEAK | 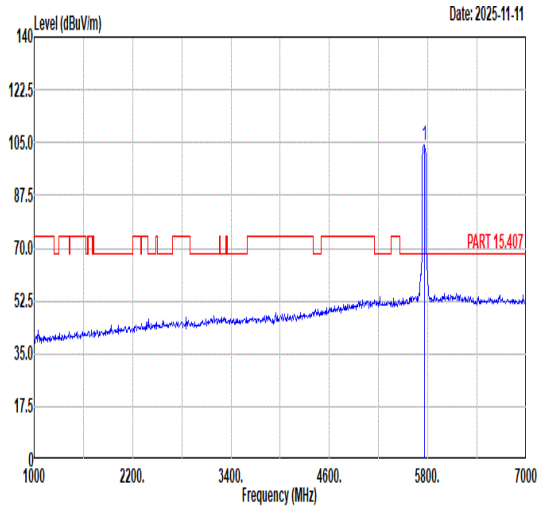 <br>Freq Level Limit Line Margin (dB) Read Level Ant Factor Cable Loss Preamp Factor APos TPos Remark<br>1 5755.00 104.03 ------ ------ 89.58 36.40 10.85 32.80 370 353 PEAK |
| Avg | Blank | 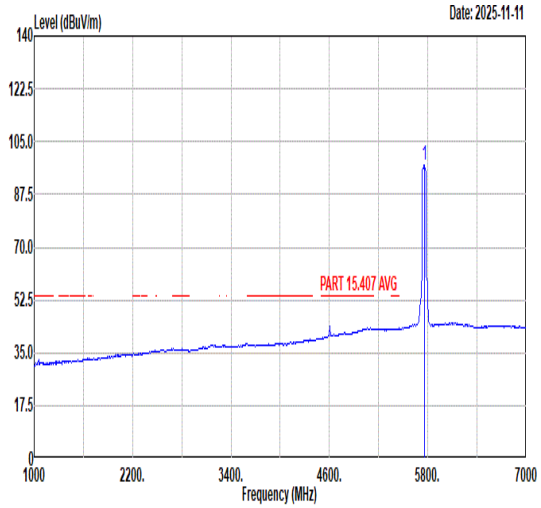 <br>Freq Level Limit Line Margin (dB) Read Level Ant Factor Cable Loss Preamp Factor APos TPos Remark<br>1 5755.00 97.06 ------ ------ 82.61 36.40 10.85 32.80 370 353 AVERAGE |

| Mode | 189 | |
|---|---|---|
| | Band Edge - R | |
| | U-NII-3_5.725-5.85_802.11n HT40_CH151_5755MHz | |
| ANT | 8 | |
| Pol. | Horizontal | Fundamental |
| Peak | 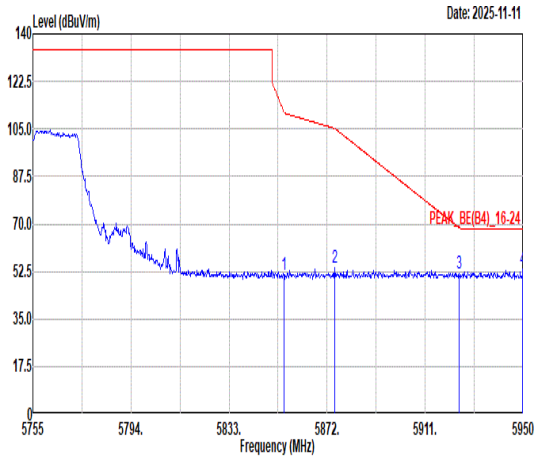 <br>Freq Level Limit Line Margin (dB) Read Level Ant Factor Cable Loss Preamp Factor APos TPos Remark<br>MHz dBuV/m dBuV/m dBuV dB/m dB dB cm deg<br>1 5854.84 51.48 111.17 -59.69 36.92 36.57 10.83 32.84 370 353 PEAK<br>2 5874.93 53.81 105.22 -51.41 39.22 36.60 10.84 32.85 370 353 PEAK<br>3 5924.46 51.55 68.60 -17.05 36.86 36.68 10.88 32.87 370 353 PEAK<br>4 5949.81 53.14 68.30 -15.16 38.38 36.72 10.92 32.88 370 353 PEAK | Blank |

| Mode | 189 | |
|---|---|---|
| | Band Edge - L | |
| | U-NII-3_5.725-5.85_802.11n HT40_CH151_5755MHz | |
| ANT | 8 | |
| Pol. | Vertical | Fundamental |
| Peak | 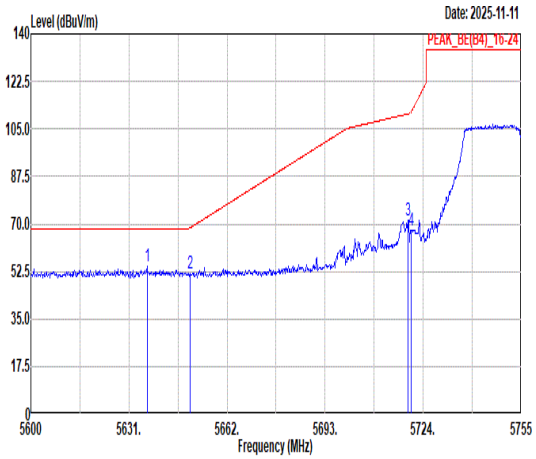 <br>Freq Level Limit Line Margin (dB) Read Level Ant Factor Cable Loss Preamp Factor APos TPos Remark<br>MHz dBuV/m dBuV/m dBuV dB/m dB dB cm deg<br>1 5636.74 54.21 68.30 -14.09 39.96 36.22 10.78 32.75 298 7 PEAK<br>2 5650.38 51.87 68.58 -16.71 37.58 36.24 10.81 32.76 298 7 PEAK<br>3 5719.20 71.34 110.57 -39.23 56.90 36.35 10.88 32.79 298 7 PEAK<br>4 5720.28 67.58 111.44 -43.86 53.14 36.35 10.88 32.79 298 7 PEAK | 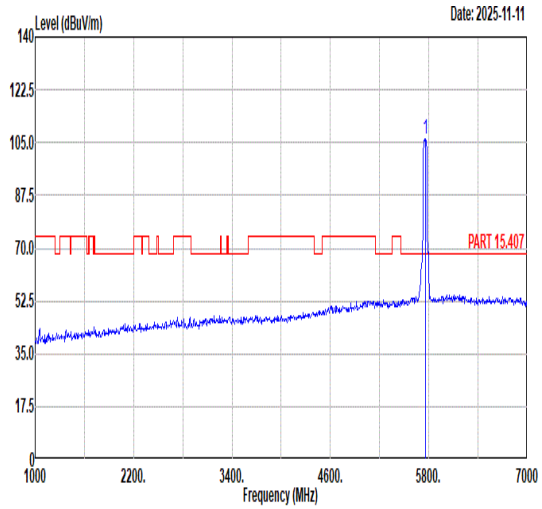 <br>Freq Level Limit Line Margin (dB) Read Level Ant Factor Cable Loss Preamp Factor APos TPos Remark<br>MHz dBuV/m dBuV/m dBuV dB/m dB dB cm deg<br>1 5755.00 105.99 ------ ------ 91.54 36.42 10.84 32.81 298 7 PEAK |
| Avg | Blank | 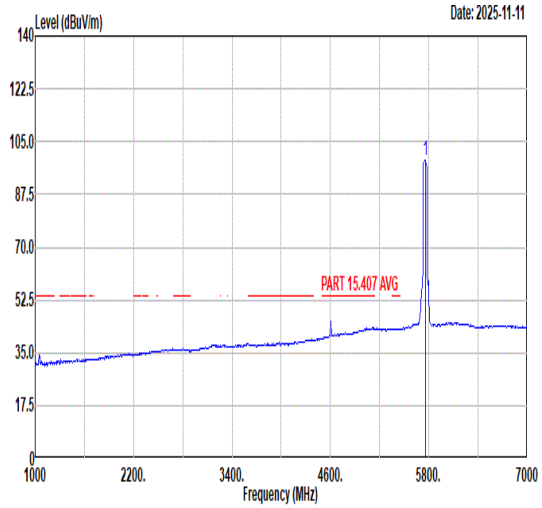 <br>Freq Level Limit Line Margin (dB) Read Level Ant Factor Cable Loss Preamp Factor APos TPos Remark<br>MHz dBuV/m dBuV/m dBuV dB/m dB dB cm deg<br>1 5755.00 98.87 ------ ------ 84.41 36.41 10.85 32.80 298 7 AVERAGE |

| Mode | 189 | |
|---|---|---|
| | Band Edge - R | |
| | U-NII-3_5.725-5.85_802.11n HT40_CH151_5755MHz | |
| ANT | 8 | |
| Pol. | Vertical | Fundamental |
| Peak | 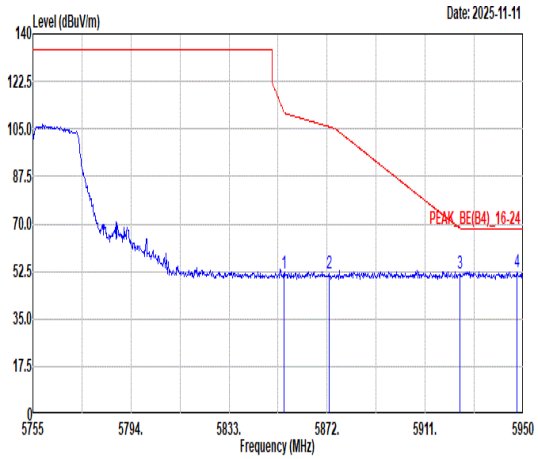 <br>Freq Level Limit Line Margin (dB) Read Level Ant Factor Cable Loss Preamp Factor APos TPos Remark<br>MHz dBuV/m dBuV/m dBuV dB/m dB dB cm deg<br>1 5854.84 51.92 111.17 -59.25 37.36 36.57 10.83 32.84 298 7 PEAK<br>2 5872.78 51.93 105.82 -53.89 37.34 36.60 10.84 32.85 298 7 PEAK<br>3 5924.85 51.63 68.31 -16.68 36.93 36.68 10.89 32.87 298 7 PEAK<br>4 5947.47 52.39 68.30 -15.91 37.63 36.72 10.92 32.88 298 7 PEAK | Blank |

| Mode | 190 | |
|---|---|---|
| | Band Edge - L | |
| | U-NII-3_5.725-5.85_802.11n HT40_CH159_5795MHz | |
| ANT | 8 | |
| Pol. | Horizontal | Fundamental |
| Peak | 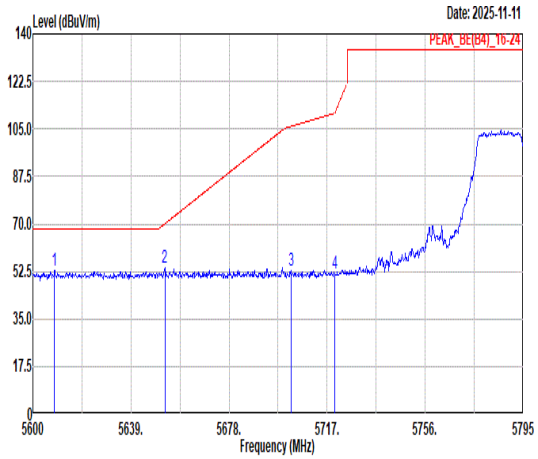 <br>Freq Level Limit Line Margin (dB) Read Level Ant Factor Cable Loss Preamp Factor APos TPos Remark<br>MHz dBuV/m dBuV/m dBuV dB/m dB dB cm deg<br>1 5608.58 52.98 68.30 -15.32 38.84 36.17 10.71 32.74 366 354 PEAK<br>2 5652.46 53.73 70.12 -16.39 39.44 36.24 10.81 32.76 366 354 PEAK<br>3 5702.57 52.73 105.92 -53.19 38.30 36.32 10.89 32.78 366 354 PEAK<br>4 5720.12 51.87 111.07 -59.20 37.43 36.35 10.88 32.79 366 354 PEAK | 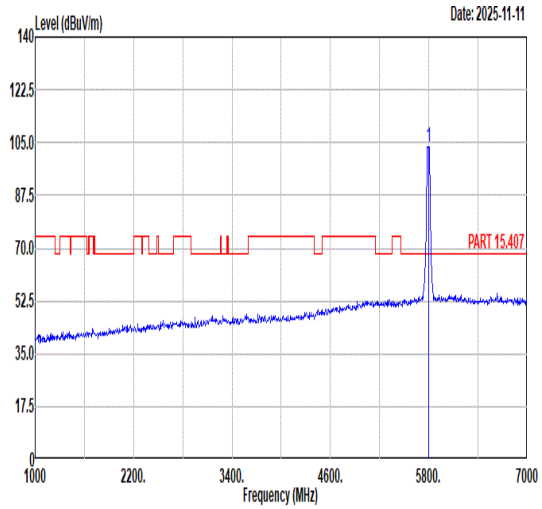 <br>Freq Level Limit Line Margin (dB) Read Level Ant Factor Cable Loss Preamp Factor APos TPos Remark<br>MHz dBuV/m dBuV/m dBuV dB/m dB dB cm deg<br>1 5795.00 103.62 ------ ------ 89.15 36.45 10.83 32.81 366 354 PEAK |
| Avg | Blank | 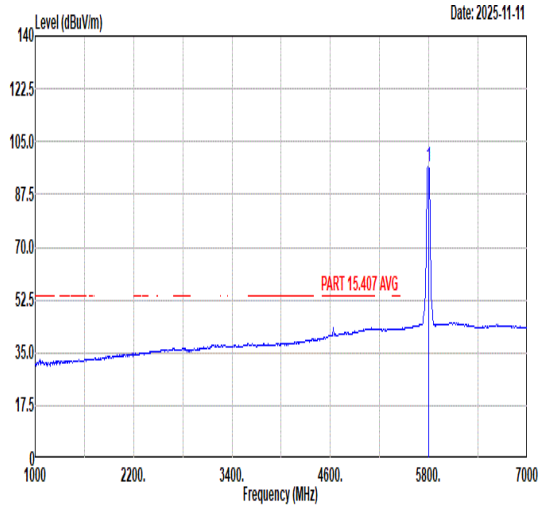 <br>Freq Level Limit Line Margin (dB) Read Level Ant Factor Cable Loss Preamp Factor APos TPos Remark<br>MHz dBuV/m dBuV/m dBuV dB/m dB dB cm deg<br>1 5795.00 96.61 ------ ------ 82.15 36.46 10.82 32.82 366 354 AVERAGE |

| Mode | 190 | |
|---|---|---|
| | Band Edge - R | |
| | U-NII-3_5.725-5.85_802.11n HT40_CH159_5795MHz | |
| ANT | 8 | |
| Pol. | Horizontal | Fundamental |
| Peak | 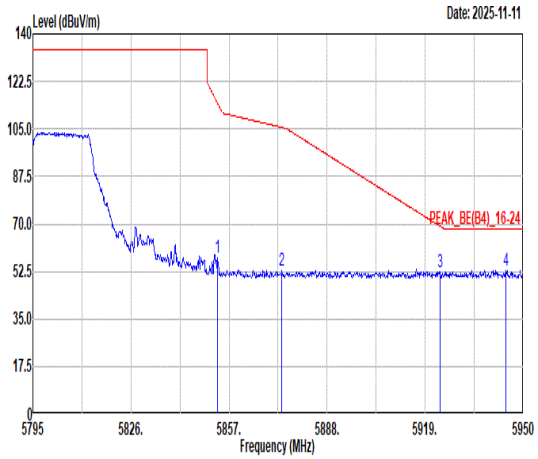 <br>Freq Level Limit Line Margin (dB) Read Level Ant Factor Cable Loss Preamp Factor APos TPos Remark<br>MHz dBuV/m dBuV/m dBuV dB/m dB dB cm deg<br>1 5853.44 57.37 114.37 -57.00 42.81 36.57 10.83 32.84 366 354 PEAK<br>2 5873.74 52.74 105.55 -52.81 38.15 36.60 10.84 32.85 366 354 PEAK<br>3 5923.81 52.17 69.08 -16.91 37.48 36.68 10.88 32.87 366 354 PEAK<br>4 5944.42 52.95 68.30 -15.35 38.20 36.71 10.92 32.88 366 354 PEAK | Blank |

| Mode | 190 | |
|---|---|---|
| | Band Edge - L | |
| | U-NII-3_5.725-5.85_802.11n HT40_CH159_5795MHz | |
| ANT | 8 | |
| Pol. | Vertical | Fundamental |
| Peak | 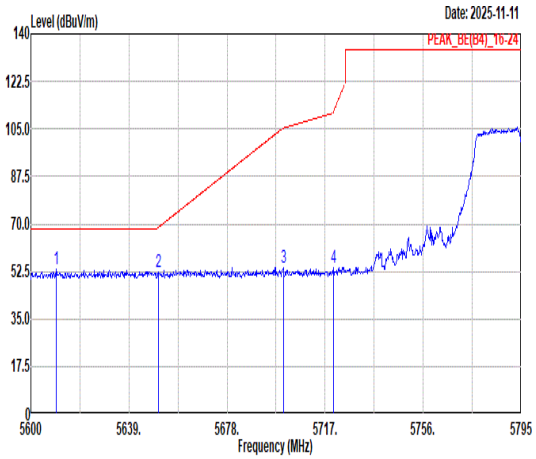 <br>Freq Level Limit Line Margin (dB) Read Level Ant Factor Cable Loss Preamp Factor APos TPos Remark<br>MHz dBuV/m dBuV/m dBuV dB/m dB dB cm deg<br>1 5609.95 53.14 68.30 -15.16 38.98 36.18 10.72 32.74 294 16 PEAK<br>2 5650.70 52.16 68.82 -16.66 37.87 36.24 10.81 32.76 294 16 PEAK<br>3 5700.43 53.82 105.32 -51.50 39.39 36.32 10.89 32.78 294 16 PEAK<br>4 5720.32 53.92 111.52 -57.60 39.48 36.35 10.88 32.79 294 16 PEAK | 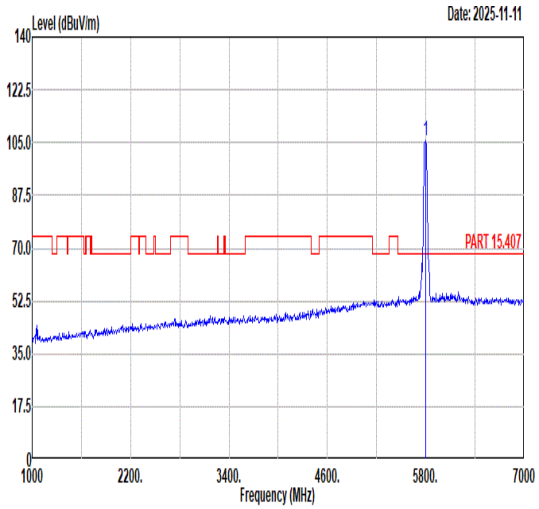 <br>Freq Level Limit Line Margin (dB) Read Level Ant Factor Cable Loss Preamp Factor APos TPos Remark<br>MHz dBuV/m dBuV/m dBuV dB/m dB dB cm deg<br>1 5795.00 105.53 ------ ------ 91.05 36.48 10.82 32.82 294 16 PEAK |
| Avg | Blank | 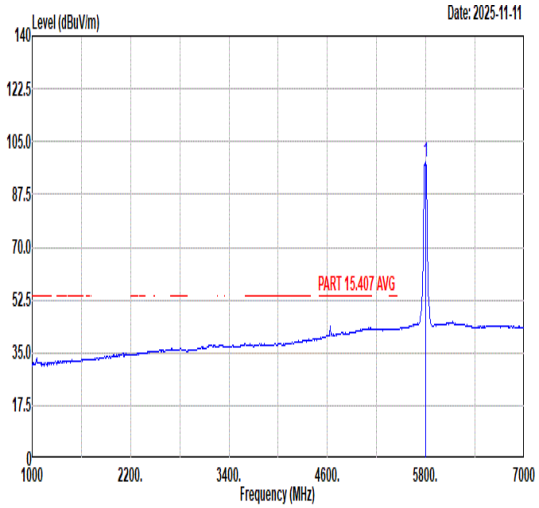 <br>Freq Level Limit Line Margin (dB) Read Level Ant Factor Cable Loss Preamp Factor APos TPos Remark<br>MHz dBuV/m dBuV/m dBuV dB/m dB dB cm deg<br>1 5795.00 98.24 ------ ------ 83.76 36.48 10.82 32.82 294 16 AVERAGE |

| Mode | 190 | |
|---|---|---|
| | Band Edge - R | |
| | U-NII-3_5.725-5.85_802.11n HT40_CH159_5795MHz | |
| ANT | 8 | |
| Pol. | Vertical | Fundamental |
| Peak | 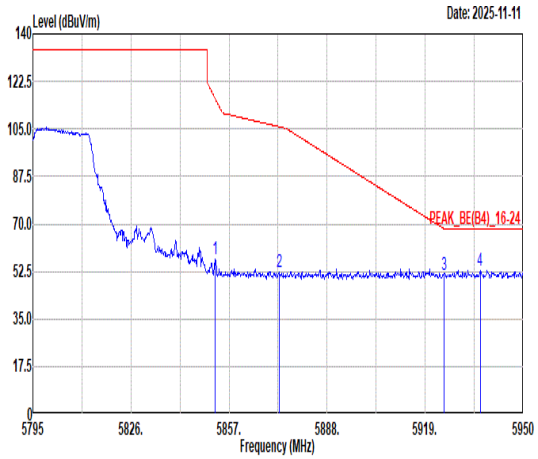 <br>Freq Level Limit Line Margin (dB) Read Level Ant Factor Cable Loss Preamp Factor APos TPos Remark<br>MHz dBuV/m dBuV/m dBuV dB/m dB dB cm deg<br>1 5852.66 57.27 116.13 -58.86 42.72 36.56 10.83 32.84 294 16 PEAK<br>2 5872.81 52.35 105.81 -53.46 37.76 36.60 10.84 32.85 294 16 PEAK<br>3 5924.89 51.04 68.28 -17.24 36.34 36.68 10.89 32.87 294 16 PEAK<br>4 5936.36 53.09 68.30 -15.21 38.36 36.70 10.90 32.87 294 16 PEAK | Blank |

| Mode | 191 | |
|---|---|---|
| | Band Edge - L | |
| | U-NII-3_5.725-5.85_802.11ac VHT80_CH155_5775MHz | |
| ANT | 8 | |
| Pol. | Horizontal | Fundamental |
| Peak | 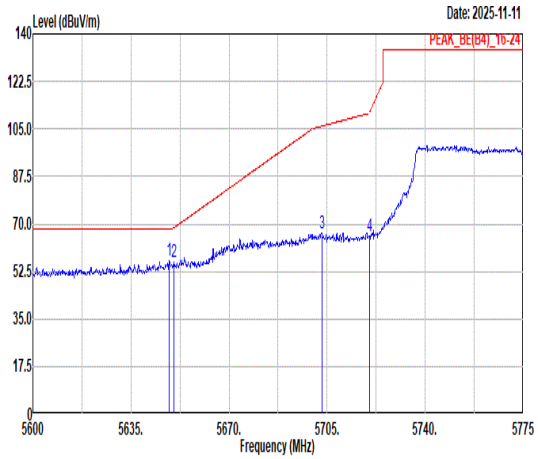 <br>Freq Level Limit Line Margin (dB) Read Level Ant Factor Cable Loss Preamp Factor APos TPos Remark<br>MHz dBuV/m dBuV/m dBuV dB/m dB dB cm deg<br>1 5648.65 56.34 68.30 -11.96 42.06 36.24 10.80 32.76 377 347 PEAK<br>2 5650.23 55.77 68.47 -12.70 41.48 36.24 10.81 32.76 377 347 PEAK<br>3 5703.08 66.45 106.06 -39.61 52.02 36.32 10.89 32.78 377 347 PEAK<br>4 5720.05 65.44 110.91 -45.47 51.00 36.35 10.88 32.79 377 347 PEAK | 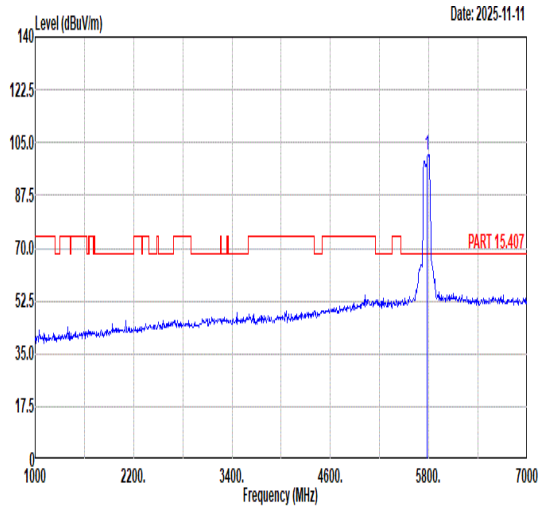 <br>Freq Level Limit Line Margin (dB) Read Level Ant Factor Cable Loss Preamp Factor APos TPos Remark<br>MHz dBuV/m dBuV/m dBuV dB/m dB dB cm deg<br>1 5775.00 100.96 ------ ------ 86.46 36.50 10.82 32.82 377 347 PEAK |
| Avg | Blank | 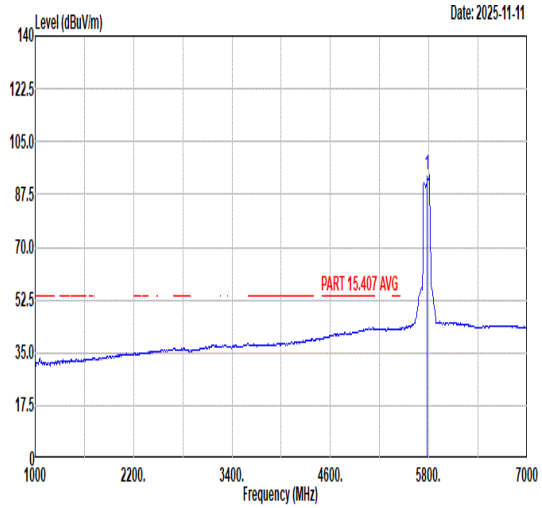 <br>Freq Level Limit Line Margin (dB) Read Level Ant Factor Cable Loss Preamp Factor APos TPos Remark<br>MHz dBuV/m dBuV/m dBuV dB/m dB dB cm deg<br>1 5775.00 93.98 ------ ------ 79.48 36.50 10.82 32.82 377 347 AVERAGE |

| Mode | 191 | |
|---|---|---|
| | Band Edge - R | |
| | U-NII-3_5.725-5.85_802.11ac VHT80_CH155_5775MHz | |
| ANT | 8 | |
| Pol. | Horizontal | Fundamental |
| Peak | 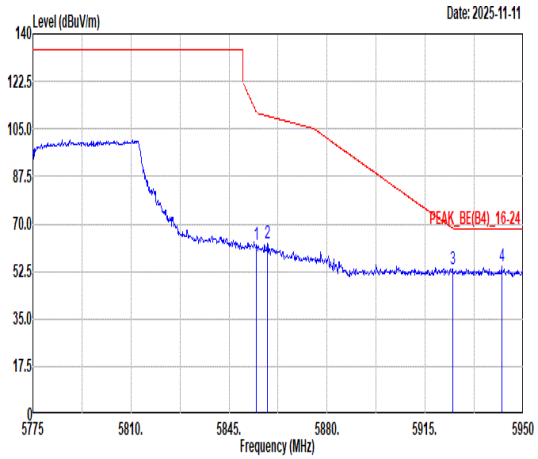 <br>Freq Level Limit Line Margin (dB) Read Level Ant Factor Cable Loss Preamp Factor APos TPos Remark<br>MHz dBuV/m dBuV/m dBuV dB/m dB dB cm deg<br>1 5854.80 62.58 111.26 -48.68 48.02 36.57 10.83 32.84 377 347 PEAK<br>2 5858.65 62.87 109.78 -46.91 48.31 36.57 10.83 32.84 377 347 PEAK<br>3 5924.80 53.40 68.35 -14.95 38.70 36.68 10.89 32.87 377 347 PEAK<br>4 5942.30 54.38 68.30 -13.92 39.64 36.71 10.91 32.88 377 347 PEAK | Blank |

| Mode | 191 | |
|---|---|---|
| | Band Edge - L | |
| | U-NII-3_5.725-5.85_802.11ac VHT80_CH155_5775MHz | |
| ANT | 8 | |
| Pol. | Vertical | Fundamental |
| Peak | 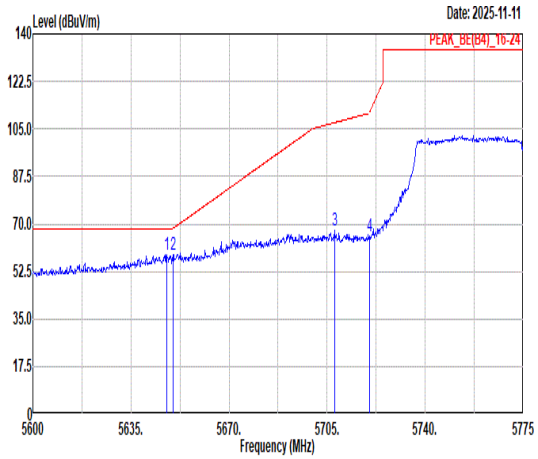 <br>Freq Level Limit Line Margin (dB) Read Level Ant Factor Cable Loss Preamp Factor APos TPos Remark<br>1 5647.78 58.49 68.30 -9.81 44.21 36.24 10.80 32.76 293 21 PEAK<br>2 5650.05 58.53 68.34 -9.81 44.24 36.24 10.81 32.76 293 21 PEAK<br>3 5707.63 67.51 107.34 -39.83 53.07 36.33 10.89 32.78 293 21 PEAK<br>4 5720.23 65.61 111.31 -45.70 51.17 36.35 10.88 32.79 293 21 PEAK | 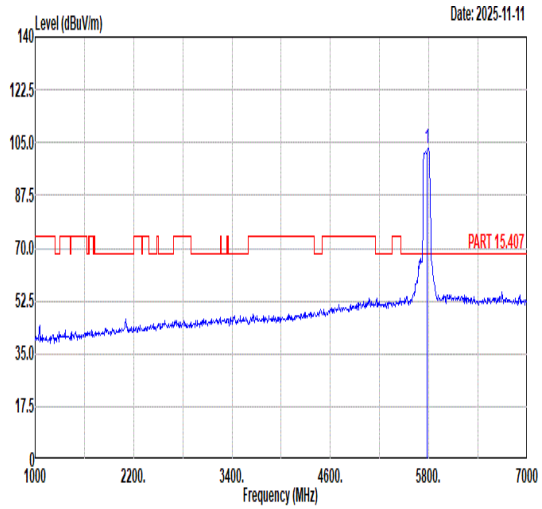 <br>Freq Level Limit Line Margin (dB) Read Level Ant Factor Cable Loss Preamp Factor APos TPos Remark<br>1 5775.00 103.20 ------ ------ 88.72 36.48 10.82 32.82 293 21 PEAK |
| Avg | Blank | 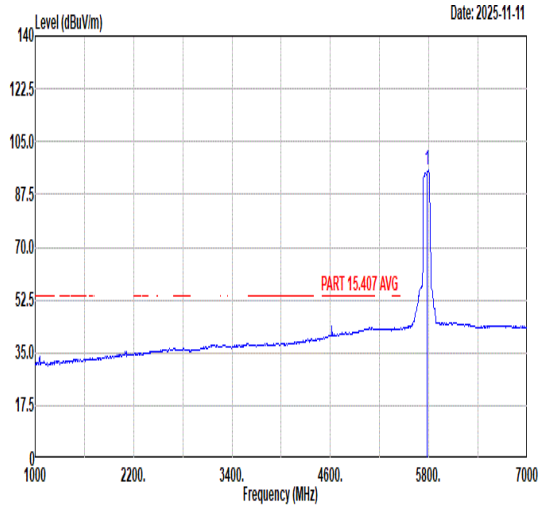 <br>Freq Level Limit Line Margin (dB) Read Level Ant Factor Cable Loss Preamp Factor APos TPos Remark<br>1 5775.00 95.53 ------ ------ 81.06 36.47 10.82 32.82 293 21 AVERAGE |

| Mode | 191 | |
|---|---|---|
| | Band Edge - R | |
| | U-NII-3_5.725-5.85_802.11ac VHT80_CH155_5775MHz | |
| ANT | 8 | |
| Pol. | Vertical | Fundamental |
| Peak | 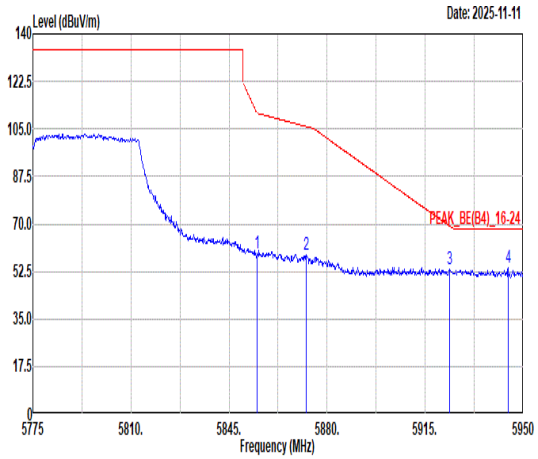 <br>Freq Level Limit Line Margin (dB) Read Level Ant Factor Cable Loss Preamp Factor APos TPos Remark<br>MHz dBuV/m dBuV/m dBuV dB/m dB dB cm deg<br>1 5854.98 59.14 110.86 -51.72 44.58 36.57 10.83 32.84 293 21 PEAK<br>2 5872.65 58.51 105.86 -47.35 43.92 36.60 10.84 32.85 293 21 PEAK<br>3 5923.75 53.29 69.12 -15.83 38.60 36.68 10.88 32.87 293 21 PEAK<br>4 5944.58 54.04 68.30 -14.26 39.29 36.71 10.92 32.88 293 21 PEAK | Blank |

| Mode | 192 | |
|---|---|---|
| | Band Edge | |
| | U-NII-3_5.725-5.85_802.11ax HE20_CH149_Full RU_5745MHz | |
| ANT | 8 | |
| Pol. | Horizontal | Fundamental |
| Peak | 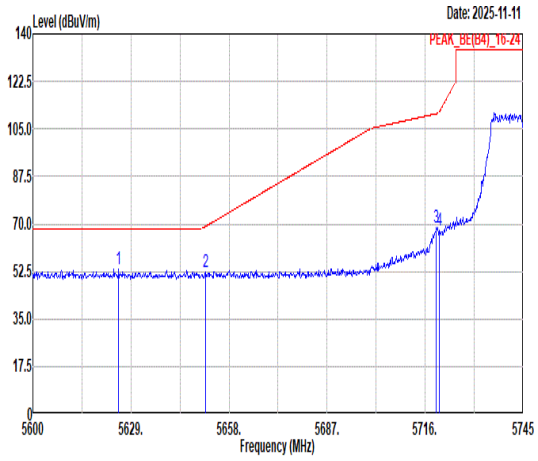 <br>Freq Level Limit Line Margin (dB) Read Level Ant Factor Cable Loss Preamp Factor APos TPos Remark<br>MHz dBuV/m dBuV/m dBuV dB/m dB dB cm deg<br>1 5625.38 53.17 68.30 -15.13 38.97 36.20 10.75 32.75 355 340 PEAK<br>2 5651.04 52.16 69.07 -16.91 37.87 36.24 10.81 32.76 355 340 PEAK<br>3 5719.34 68.59 110.61 -42.02 54.15 36.35 10.88 32.79 355 340 PEAK<br>4 5720.21 67.71 111.27 -43.56 53.27 36.35 10.88 32.79 355 340 PEAK | 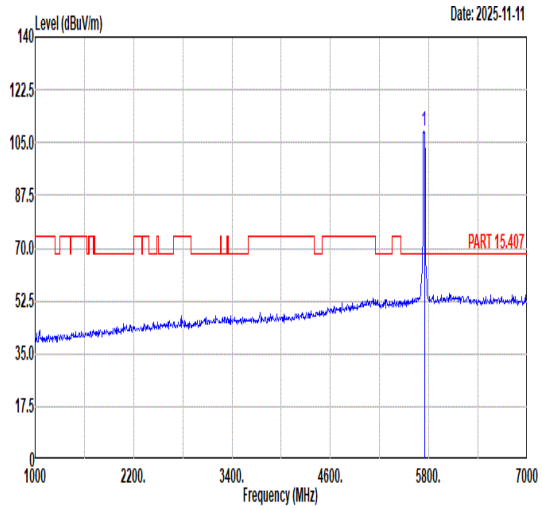 <br>Freq Level Limit Line Margin (dB) Read Level Ant Factor Cable Loss Preamp Factor APos TPos Remark<br>MHz dBuV/m dBuV/m dBuV dB/m dB dB cm deg<br>1 5745.00 109.07 ------ ------ 94.63 36.38 10.86 32.80 355 340 PEAK |
| Avg | Blank | 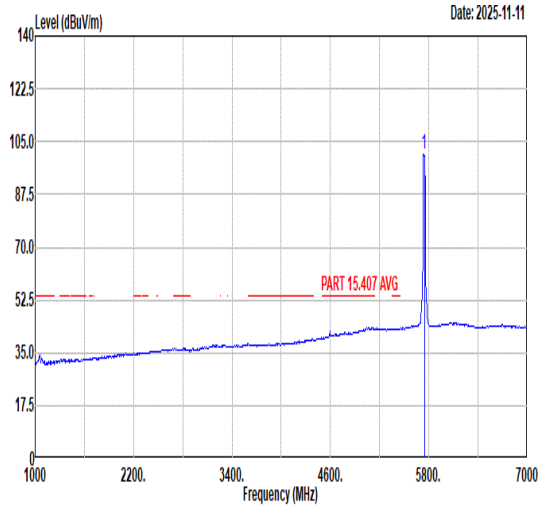 <br>Freq Level Limit Line Margin (dB) Read Level Ant Factor Cable Loss Preamp Factor APos TPos Remark<br>MHz dBuV/m dBuV/m dBuV dB/m dB dB cm deg<br>1 5745.00 100.65 ------ ------ 86.20 36.37 10.87 32.79 355 340 AVERAGE |

| Mode | 192 | |
|---|---|---|
| | Band Edge | |
| | U-NII-3_5.725-5.85_802.11ax HE20_CH149_Full RU_5745MHz | |
| ANT | 8 | |
| Pol. | Vertical | Fundamental |
| Peak | 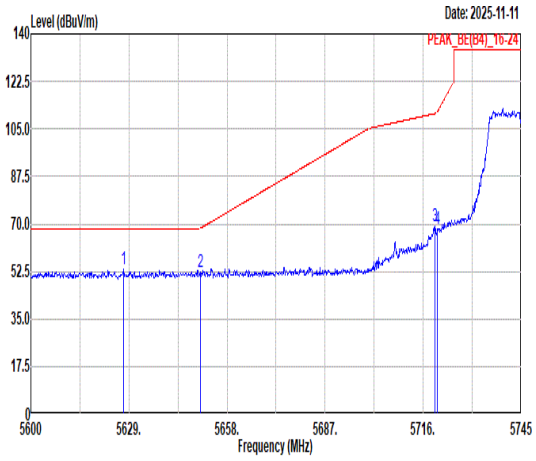 <br>Freq Level Limit Line Margin (dB) Read Level Ant Factor Cable Loss Preamp Factor APos TPos Remark<br>MHz dBuV/m dBuV/m dBuV dB/m dB dB cm deg<br>1 5627.41 53.16 68.30 -15.14 38.95 36.20 10.76 32.75 286 22 PEAK<br>2 5650.17 52.17 68.43 -16.26 37.88 36.24 10.81 32.76 286 22 PEAK<br>3 5719.48 69.35 110.65 -41.30 54.91 36.35 10.88 32.79 286 22 PEAK<br>4 5720.21 67.90 111.27 -43.37 53.46 36.35 10.88 32.79 286 22 PEAK | 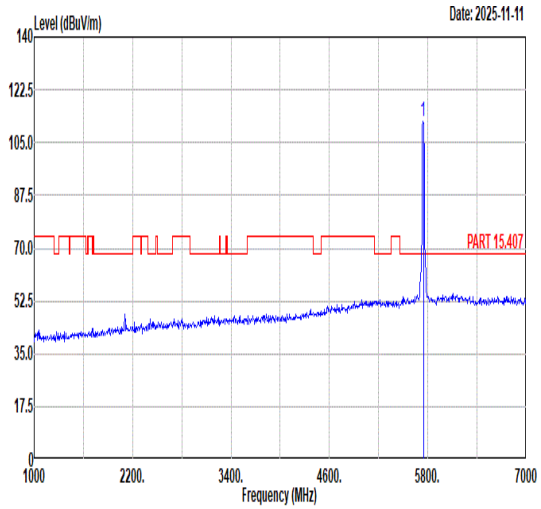 <br>Freq Level Limit Line Margin (dB) Read Level Ant Factor Cable Loss Preamp Factor APos TPos Remark<br>MHz dBuV/m dBuV/m dBuV dB/m dB dB cm deg<br>1 5745.00 111.83 ------ ------ 97.39 36.38 10.86 32.80 286 22 PEAK |
| Avg | Blank | 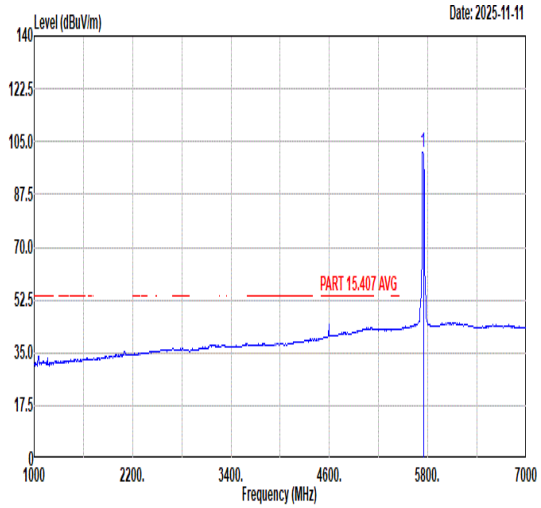 <br>Freq Level Limit Line Margin (dB) Read Level Ant Factor Cable Loss Preamp Factor APos TPos Remark<br>MHz dBuV/m dBuV/m dBuV dB/m dB dB cm deg<br>1 5745.00 101.64 ------ ------ 87.20 36.38 10.86 32.80 286 22 AVERAGE |

| Mode | 192 | |
|---|---|---|
| | Harmonic | |
| | U-NII-3_5.725-5.85_802.11ax HE20_CH149_Full RU_5745MHz | |
| ANT | 8 | |
| Pol. | Horizontal | Vertical |
| Peak<br>Avg | 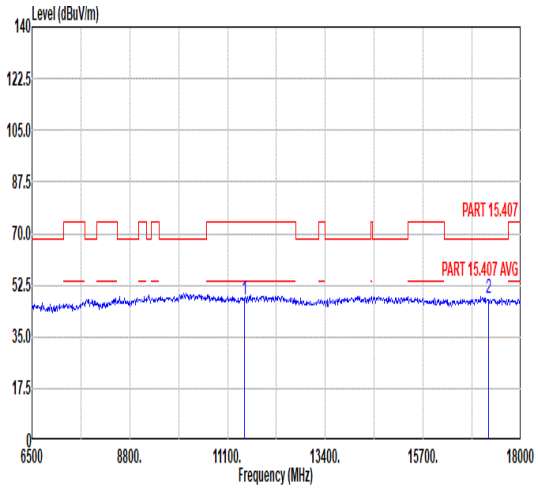 <br><br>Freq Level Limit Line Margin Read Level Ant Factor Cable Loss Preamp Factor APos TPos Remark<br>MHz dBuV/m dBuV/m dB dBuV dB/m dB dB cm deg<br>1 11490.00 47.77 74.00 -26.23 44.92 38.24 14.92 50.31 --- --- Peak<br>2 17235.00 48.07 68.30 -20.23 40.25 42.82 18.02 53.02 --- --- Peak | 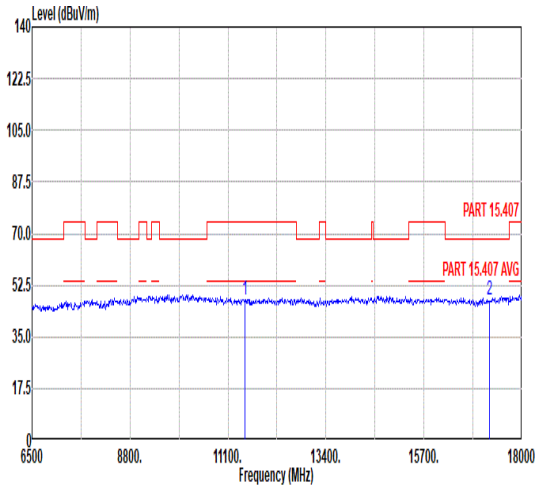 <br><br>Freq Level Limit Line Margin Read Level Ant Factor Cable Loss Preamp Factor APos TPos Remark<br>MHz dBuV/m dBuV/m dB dBuV dB/m dB dB cm deg<br>1 11490.00 47.71 74.00 -26.29 44.86 38.24 14.92 50.31 --- --- Peak<br>2 17235.00 47.34 68.30 -20.96 39.52 42.82 18.02 53.02 --- --- Peak |

| Mode | 193 | |
|---|---|---|
| | Harmonic | |
| | U-NII-3_5.725-5.85_802.11ax HE20_CH157_Full RU_5785MHz | |
| ANT | 8 | |
| Pol. | Horizontal | Vertical |
| Peak<br>Avg | 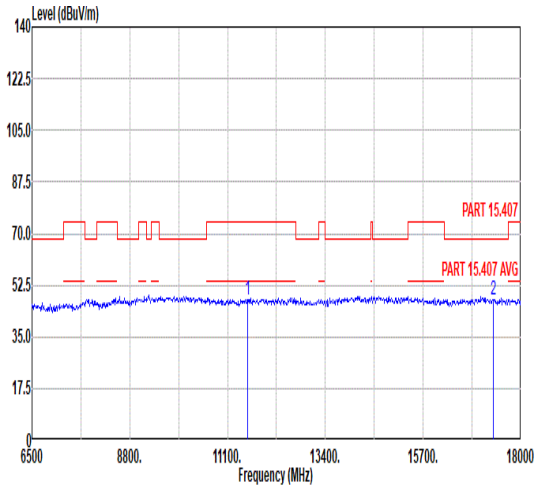 <br><br>Freq Level Limit Line Margin Read Level Ant Factor Cable Loss Preamp Factor APos TPos Remark<br>MHz dBuV/m dBuV/m dB dBuV dB/m dB dB cm deg<br>1 11570.00 47.59 74.00 -26.41 44.56 38.30 14.97 50.24 --- --- Peak<br>2 17355.00 47.77 68.30 -20.53 40.22 42.84 17.99 53.28 --- --- Peak | 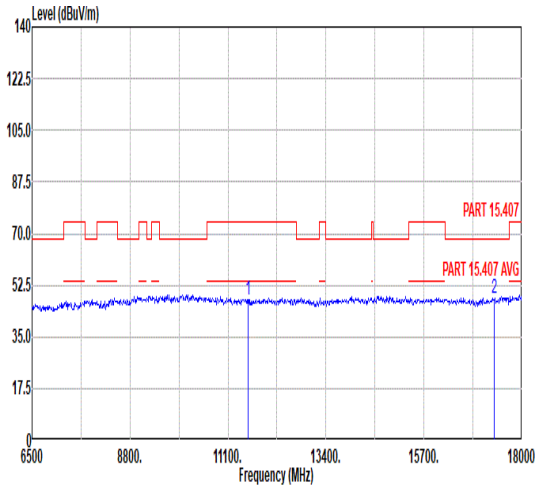 <br><br>Freq Level Limit Line Margin Read Level Ant Factor Cable Loss Preamp Factor APos TPos Remark<br>MHz dBuV/m dBuV/m dB dBuV dB/m dB dB cm deg<br>1 11570.00 47.39 74.00 -26.61 44.36 38.30 14.97 50.24 --- --- Peak<br>2 17355.00 47.99 68.30 -20.31 40.44 42.84 17.99 53.28 --- --- Peak |

| Mode | 194 | |
|---|---|---|
| | Band Edge | |
| | U-NII-3_5.725-5.85_802.11ax HE20_CH165_Full RU_5825MHz | |
| ANT | 8 | |
| Pol. | Horizontal | Fundamental |
| Peak | 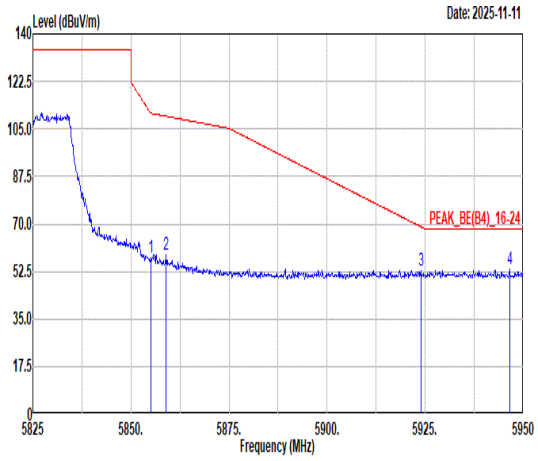 <br>Freq Level Limit Line Margin (dB) Read Level Ant Factor Cable Loss Preamp Factor APos TPos Remark<br>1 5855.00 57.83 110.80 -52.97 43.27 36.57 10.83 32.84 376 345 PEAK<br>2 5859.00 58.73 109.68 -50.95 44.17 36.57 10.83 32.84 376 345 PEAK<br>3 5923.88 52.81 69.03 -16.22 38.12 36.68 10.88 32.87 376 345 PEAK<br>4 5946.50 53.41 68.30 -14.89 38.66 36.71 10.92 32.88 376 345 PEAK | 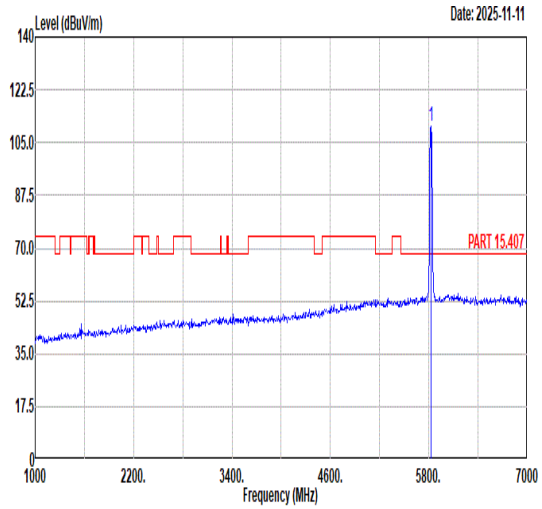 <br>Freq Level Limit Line Margin (dB) Read Level Ant Factor Cable Loss Preamp Factor APos TPos Remark<br>1 5825.00 110.35 ------ ------ 95.83 36.52 10.83 32.83 376 345 PEAK |
| Avg | Blank | 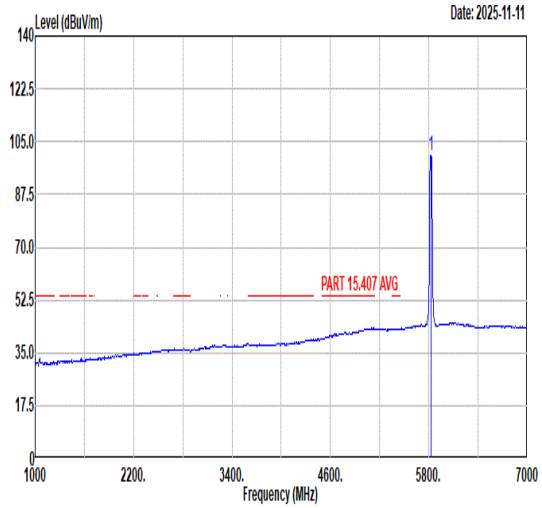 <br>Freq Level Limit Line Margin (dB) Read Level Ant Factor Cable Loss Preamp Factor APos TPos Remark<br>1 5825.00 100.38 ------ ------ 85.85 36.53 10.83 32.83 376 345 AVERAGE |

| Mode | 194 | |
|---|---|---|
| | Band Edge | |
| | U-NII-3_5.725-5.85_802.11ax HE20_CH165_Full RU_5825MHz | |
| ANT | 8 | |
| Pol. | Vertical | Fundamental |
| Peak | 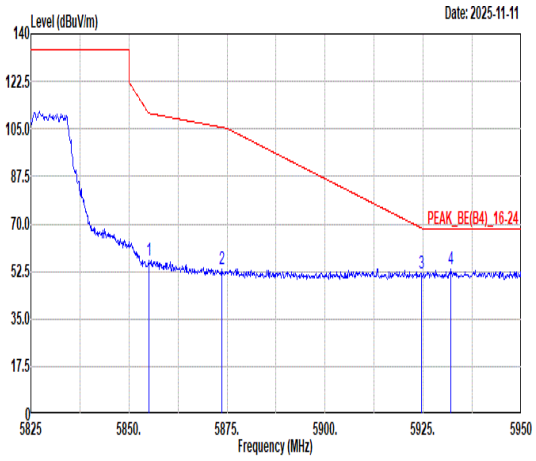 <br>Freq Level Limit Line Margin (dB) Read Level Ant Factor Cable Loss Preamp Factor APos TPos Remark<br>1 5855.00 56.36 110.80 -54.44 41.80 36.57 10.83 32.84 293 18 PEAK<br>2 5873.75 53.10 105.55 -52.45 38.51 36.60 10.84 32.85 293 18 PEAK<br>3 5924.63 51.65 68.48 -16.83 36.96 36.68 10.88 32.87 293 18 PEAK<br>4 5932.13 53.13 68.30 -15.17 38.41 36.69 10.90 32.87 293 18 PEAK | 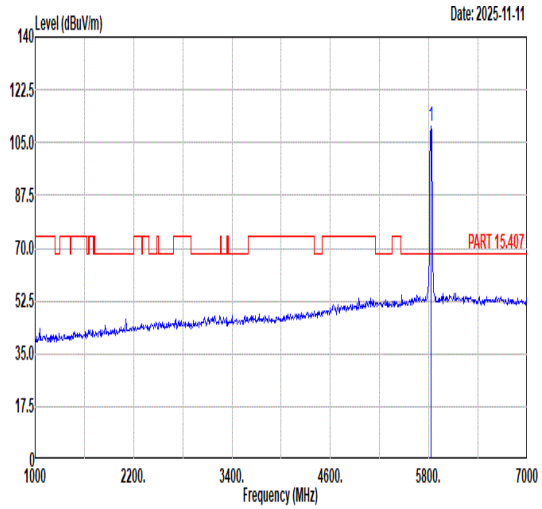 <br>Freq Level Limit Line Margin (dB) Read Level Ant Factor Cable Loss Preamp Factor APos TPos Remark<br>1 5825.00 110.44 ------ ------ 95.91 36.53 10.83 32.83 293 18 PEAK |
| Avg | Blank | 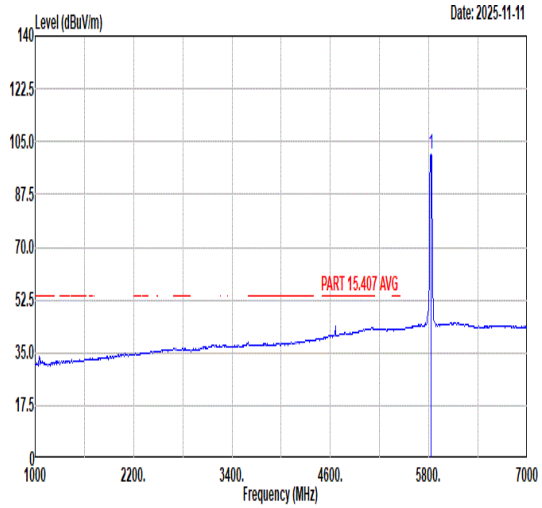 <br>Freq Level Limit Line Margin (dB) Read Level Ant Factor Cable Loss Preamp Factor APos TPos Remark<br>1 5825.00 101.06 ------ ------ 86.53 36.53 10.83 32.83 293 18 AVERAGE |

| Mode | 194 | |
|---|---|---|
| | Harmonic | |
| | U-NII-3_5.725-5.85_802.11ax HE20_CH165_Full RU_5825MHz | |
| ANT | 8 | |
| Pol. | Horizontal | Vertical |
| Peak<br>Avg | 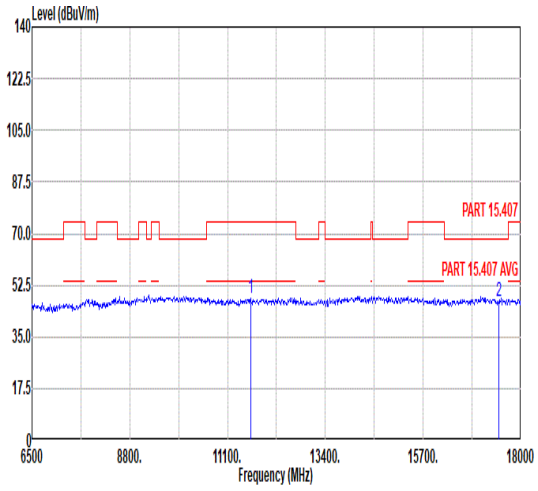 <br><br>Freq Level Limit Line Margin Read Level Ant Factor Cable Loss Preamp Factor APos TPos Remark<br>MHz dBuV/m dBuV/m dB dBuV dB/m dB dB cm deg<br>1 11650.00 47.88 74.00 -26.12 44.69 38.35 15.02 50.18 --- --- Peak<br>2 17475.00 47.28 68.30 -21.02 40.01 42.85 17.96 53.54 --- --- Peak | 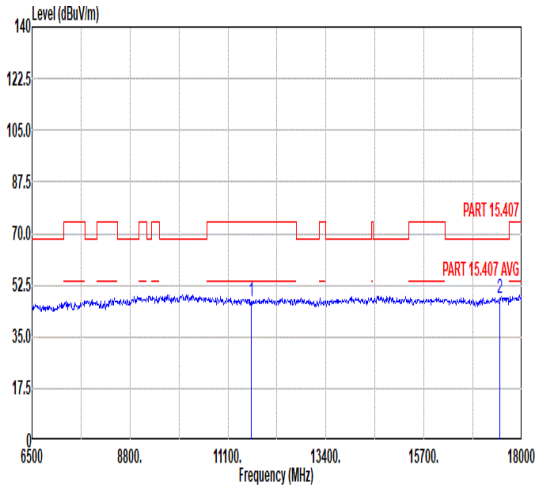 <br><br>Freq Level Limit Line Margin Read Level Ant Factor Cable Loss Preamp Factor APos TPos Remark<br>MHz dBuV/m dBuV/m dB dBuV dB/m dB dB cm deg<br>1 11650.00 46.97 74.00 -27.03 43.78 38.35 15.02 50.18 --- --- Peak<br>2 17475.00 47.82 68.30 -20.48 40.55 42.85 17.96 53.54 --- --- Peak |