Mode	195	
	Band Edge - L	
	U-NII-3_5.725-5.85_802.11ax HE40_CH151_Full RU_5755MHz	
ANT	8	
Pol.	Horizontal	Fundamental
Peak	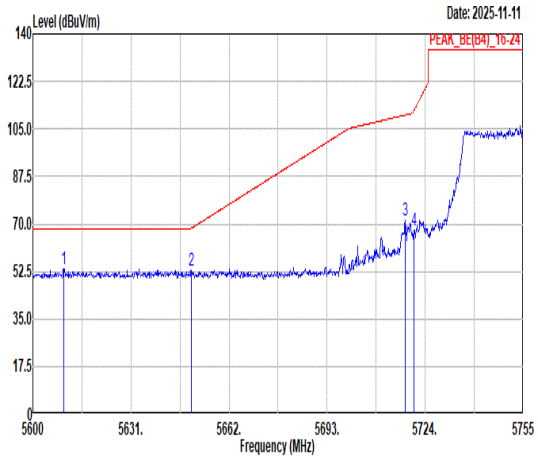 Freq Level Limit Line Margin (dB) Read Level Ant Factor Cable Loss Preamp Factor APos TPos Remark 1 5609.77 53.51 68.30 -14.79 39.35 36.18 10.72 32.74 390 354 PEAK 2 5650.07 52.60 68.35 -15.75 38.31 36.24 10.81 32.76 390 354 PEAK 3 5717.80 71.08 110.18 -39.10 56.64 36.35 10.88 32.79 390 354 PEAK 4 5720.44 67.75 111.79 -44.04 53.31 36.35 10.88 32.79 390 354 PEAK	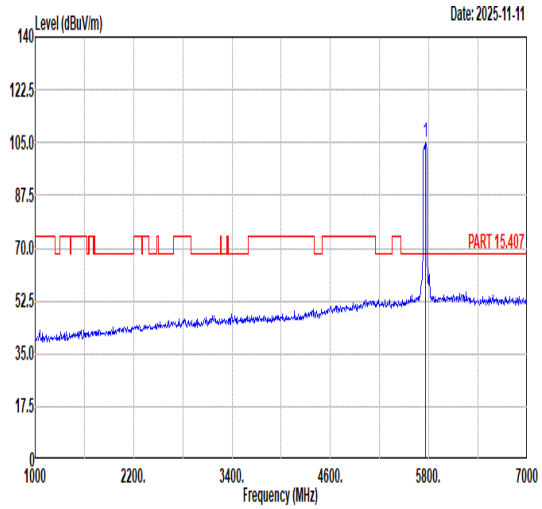 Freq Level Limit Line Margin (dB) Read Level Ant Factor Cable Loss Preamp Factor APos TPos Remark 1 5755.00 105.30 ------ ------ 90.84 36.41 10.85 32.80 390 354 PEAK
Avg	Blank	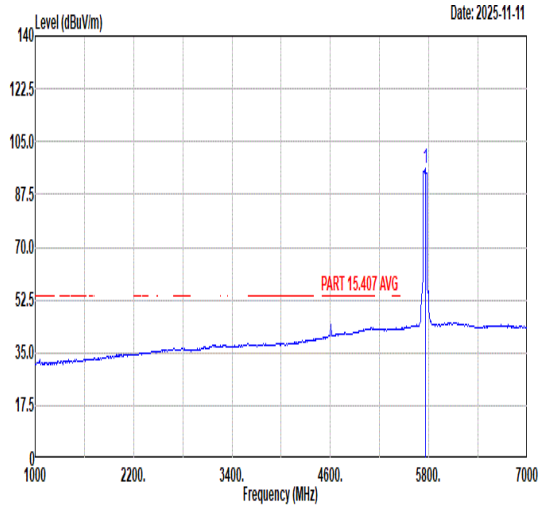 Freq Level Limit Line Margin (dB) Read Level Ant Factor Cable Loss Preamp Factor APos TPos Remark 1 5755.00 96.00 ------ ------ 81.54 36.41 10.85 32.80 390 354 AVERAGE

Mode	195	
	Band Edge - R	
	U-NII-3_5.725-5.85_802.11ax HE40_CH151_Full RU_5755MHz	
ANT	8	
Pol.	Horizontal	Fundamental
Peak	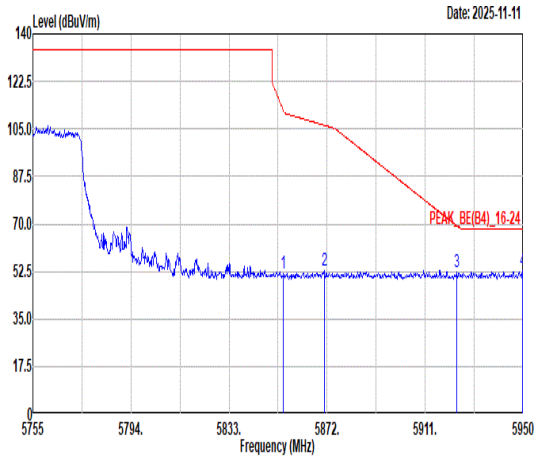 Freq Level Limit Line Margin (dB) Read Level Ant Factor Cable Loss Preamp Factor APos TPos Remark MHz dBuV/m dBuV/m dBuV dB/m dB dB cm deg 1 5854.65 51.61 111.61 -60.00 37.05 36.57 10.83 32.84 390 354 PEAK 2 5870.83 52.99 106.37 -53.38 38.41 36.59 10.84 32.85 390 354 PEAK 3 5923.68 52.15 69.18 -17.03 37.46 36.68 10.88 32.87 390 354 PEAK 4 5949.81 52.69 68.30 -15.61 37.93 36.72 10.92 32.88 390 354 PEAK	Blank

Mode	195	
	Band Edge - L	
	U-NII-3_5.725-5.85_802.11ax HE40_CH151_Full RU_5755MHz	
ANT	8	
Pol.	Vertical	Fundamental
Peak	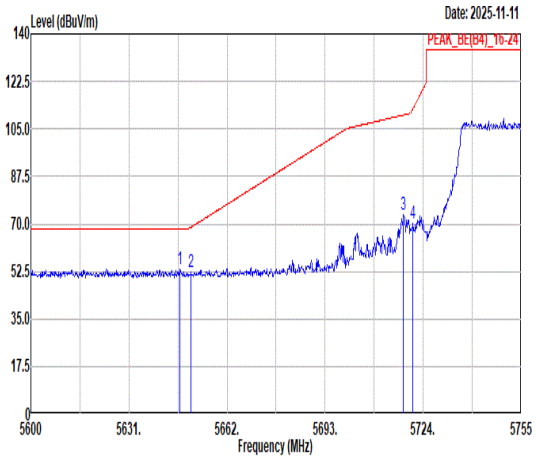 Freq Level Limit Line Margin (dB) Read Level Ant Factor Cable Loss Preamp Factor APos TPos Remark 1 5647.12 53.28 68.30 -15.02 39.00 36.24 10.80 32.76 300 7 PEAK 2 5650.69 52.12 68.81 -16.69 37.83 36.24 10.81 32.76 300 7 PEAK 3 5717.80 73.36 110.18 -36.82 58.92 36.35 10.88 32.79 300 7 PEAK 4 5720.75 70.17 112.50 -42.33 55.73 36.35 10.88 32.79 300 7 PEAK	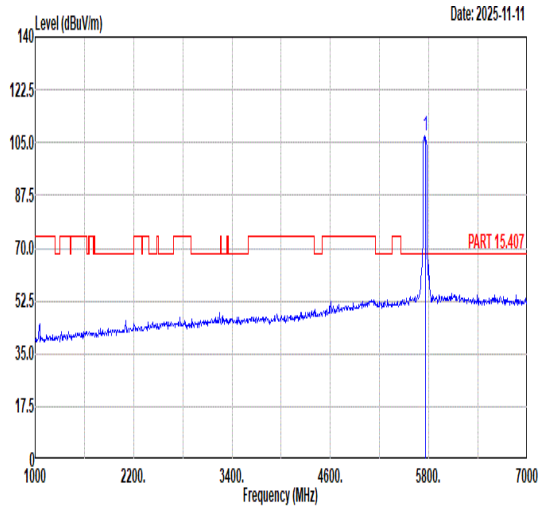 Freq Level Limit Line Margin (dB) Read Level Ant Factor Cable Loss Preamp Factor APos TPos Remark 1 5755.00 107.47 ------ ------ 93.02 36.39 10.86 32.80 300 7 PEAK
Avg	Blank	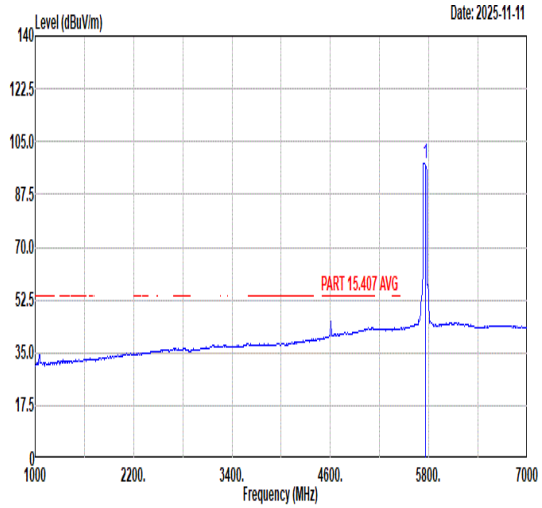 Freq Level Limit Line Margin (dB) Read Level Ant Factor Cable Loss Preamp Factor APos TPos Remark 1 5755.00 97.97 ------ ------ 83.52 36.37 10.87 32.79 300 7 AVERAGE

Mode	195	
	Band Edge - R	
	U-NII-3_5.725-5.85_802.11ax HE40_CH151_Full RU_5755MHz	
ANT	8	
Pol.	Vertical	Fundamental
Peak	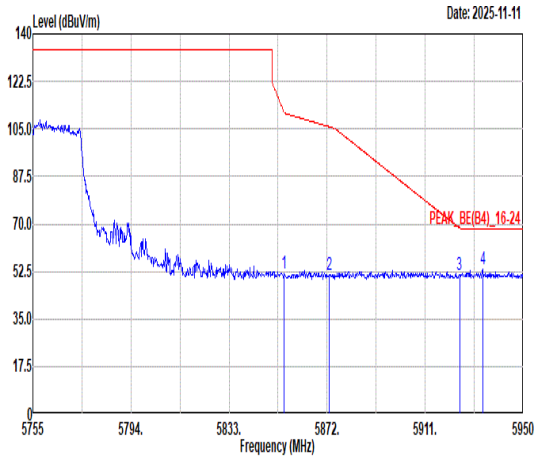 Freq Level Limit Line Margin (dB) Read Level Ant Factor Cable Loss Preamp Factor APos TPos Remark MHz dBuV/m dBuV/m dBuV dB/m dB dB cm deg 1 5854.84 51.52 111.17 -59.65 36.96 36.57 10.83 32.84 300 7 PEAK 2 5872.98 51.48 105.77 -54.29 36.89 36.60 10.84 32.85 300 7 PEAK 3 5924.65 51.07 68.46 -17.39 36.38 36.68 10.88 32.87 300 7 PEAK 4 5933.82 53.38 68.30 -14.92 38.66 36.69 10.90 32.87 300 7 PEAK	Blank

Mode	196	
	Band Edge - L	
	U-NII-3_5.725-5.85_802.11ax HE40_CH159_Full RU_5795MHz	
ANT	8	
Pol.	Horizontal	Fundamental
Peak	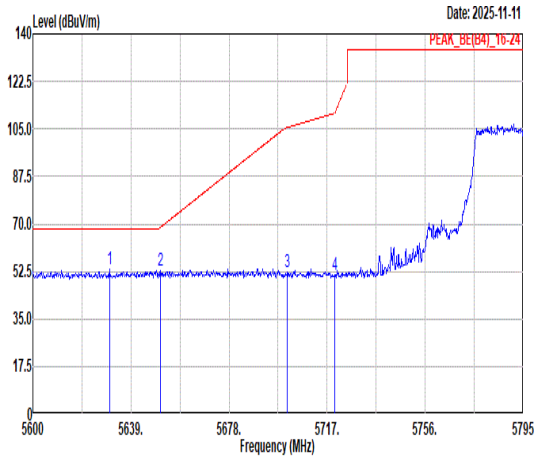 Freq Level Limit Line Margin (dB) Read Level Ant Factor Cable Loss Preamp Factor APos TPos Remark MHz dBuV/m dBuV/m dBuV dB/m dB dB cm deg 1 5630.42 53.30 68.30 -15.00 39.08 36.21 10.76 32.75 383 346 PEAK 2 5650.70 52.58 68.82 -16.24 38.29 36.24 10.81 32.76 383 346 PEAK 3 5701.21 52.08 105.54 -53.46 37.65 36.32 10.89 32.78 383 346 PEAK 4 5720.12 51.18 111.07 -59.89 36.74 36.35 10.88 32.79 383 346 PEAK	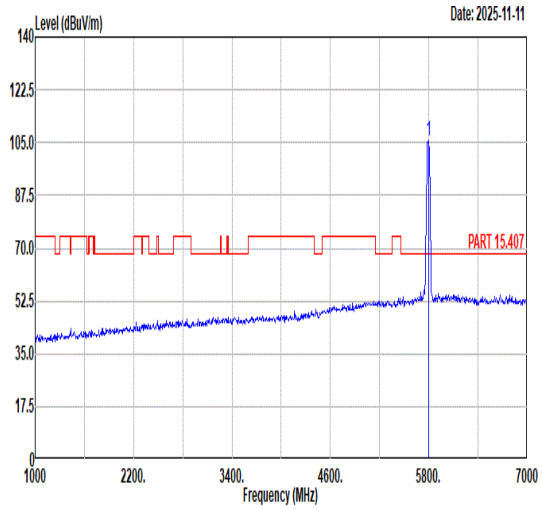 Freq Level Limit Line Margin (dB) Read Level Ant Factor Cable Loss Preamp Factor APos TPos Remark MHz dBuV/m dBuV/m dBuV dB/m dB dB cm deg 1 5795.00 105.73 ------ ------ 91.26 36.47 10.82 32.82 383 346 PEAK
Avg	Blank	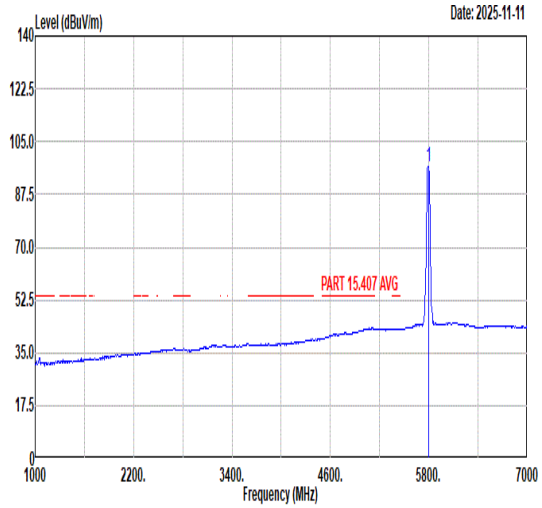 Freq Level Limit Line Margin (dB) Read Level Ant Factor Cable Loss Preamp Factor APos TPos Remark MHz dBuV/m dBuV/m dBuV dB/m dB dB cm deg 1 5795.00 96.93 ------ ------ 82.46 36.47 10.82 32.82 383 346 AVERAGE

Mode	196	
	Band Edge - R	
	U-NII-3_5.725-5.85_802.11ax HE40_CH159_Full RU_5795MHz	
ANT	8	
Pol.	Horizontal	Fundamental
Peak	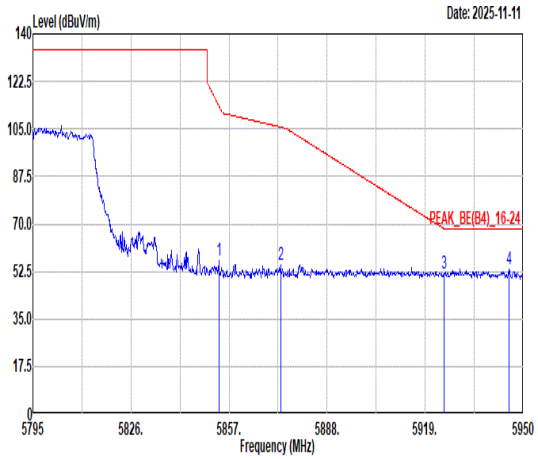 Freq / Level / Limit Line / Margin (dB) / Read Level / Ant Factor / Cable Loss / Preamp Factor / APos / TPos / Remark MHz / dBuV/m / dBuV/m / dBuV / dB/m / dB / dB / cm / deg 1 5853.75 56.30 113.66 -57.36 41.74 36.57 10.83 32.84 383 346 PEAK 2 5873.28 54.85 105.68 -50.83 40.26 36.60 10.84 32.85 383 346 PEAK 3 5924.89 52.01 68.28 -16.27 37.31 36.68 10.89 32.87 383 346 PEAK 4 5945.51 53.40 68.30 -14.90 38.65 36.71 10.92 32.88 383 346 PEAK	Blank

Mode	196	
	Band Edge - L	
	U-NII-3_5.725-5.85_802.11ax HE40_CH159_Full RU_5795MHz	
ANT	8	
Pol.	Vertical	Fundamental
Peak	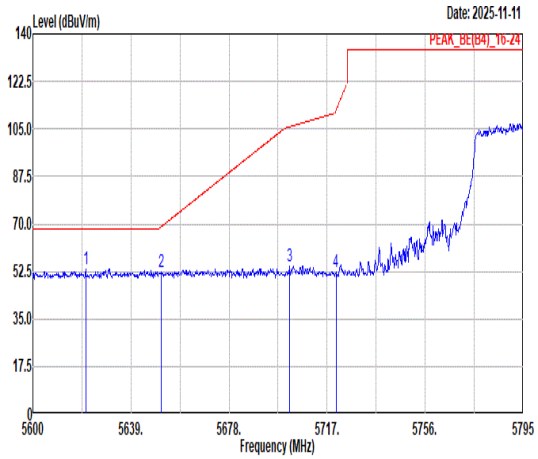 Freq Level Limit Line Margin (dB) Read Level Ant Factor Cable Loss Preamp Factor APos TPos Remark MHz dBuV/m dBuV/m dBuV dB/m dB dB cm deg 1 5621.06 53.56 68.30 -14.74 39.38 36.19 10.74 32.75 295 18 PEAK 2 5651.09 52.54 69.11 -16.57 38.25 36.24 10.81 32.76 295 18 PEAK 3 5701.99 54.20 105.76 -51.56 39.77 36.32 10.89 32.78 295 18 PEAK 4 5720.51 52.56 111.96 -59.40 38.12 36.35 10.88 32.79 295 18 PEAK	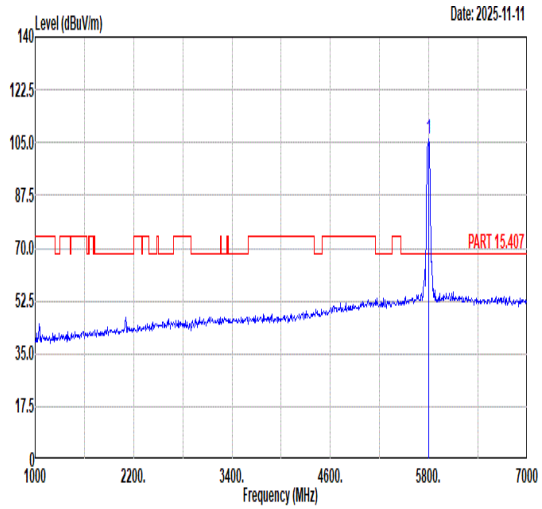 Freq Level Limit Line Margin (dB) Read Level Ant Factor Cable Loss Preamp Factor APos TPos Remark MHz dBuV/m dBuV/m dBuV dB/m dB dB cm deg 1 5795.00 106.17 ------ ------ 91.69 36.48 10.82 32.82 295 18 PEAK
Avg	Blank	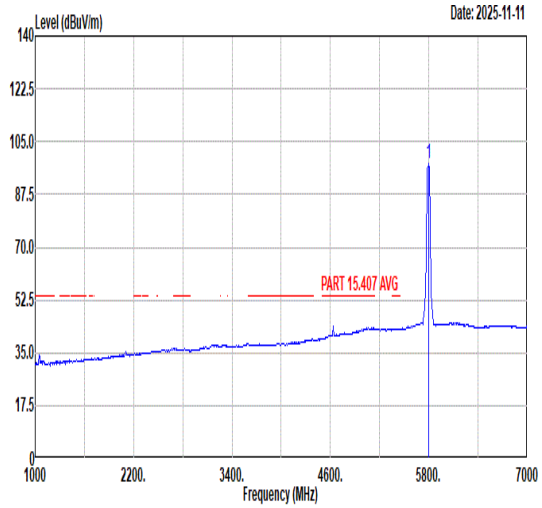 Freq Level Limit Line Margin (dB) Read Level Ant Factor Cable Loss Preamp Factor APos TPos Remark MHz dBuV/m dBuV/m dBuV dB/m dB dB cm deg 1 5795.00 97.64 ------ ------ 83.16 36.48 10.82 32.82 295 18 AVERAGE

Mode	196	
	Band Edge - R	
	U-NII-3_5.725-5.85_802.11ax HE40_CH159_Full RU_5795MHz	
ANT	8	
Pol.	Vertical	Fundamental
Peak	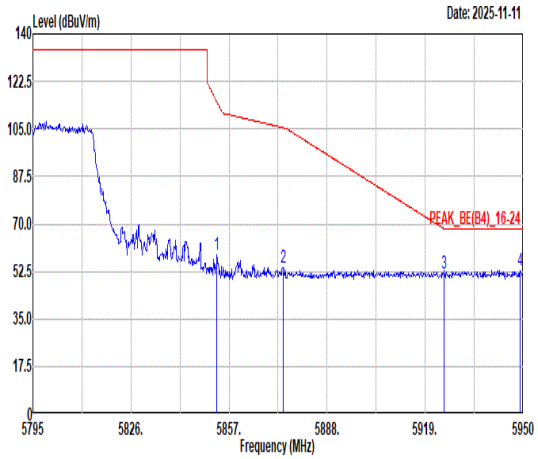 Freq Level Limit Line Margin (dB) Read Level Ant Factor Cable Loss Preamp Factor APos TPos Remark MHz dBuV/m dBuV/m dBuV dB/m dB dB cm deg 1 5853.13 58.65 115.07 -56.42 44.10 36.56 10.83 32.84 295 18 PEAK 2 5874.05 53.88 105.47 -51.59 39.29 36.60 10.84 32.85 295 18 PEAK 3 5924.89 51.67 68.28 -16.61 36.97 36.68 10.89 32.87 295 18 PEAK 4 5949.07 53.07 68.30 -15.23 38.31 36.72 10.92 32.88 295 18 PEAK	Blank

Mode	197	
	Band Edge - L	
	U-NII-3_5.725-5.85_802.11ax HE80_CH155_Full RU_5775MHz	
ANT	8	
Pol.	Horizontal	Fundamental
Peak	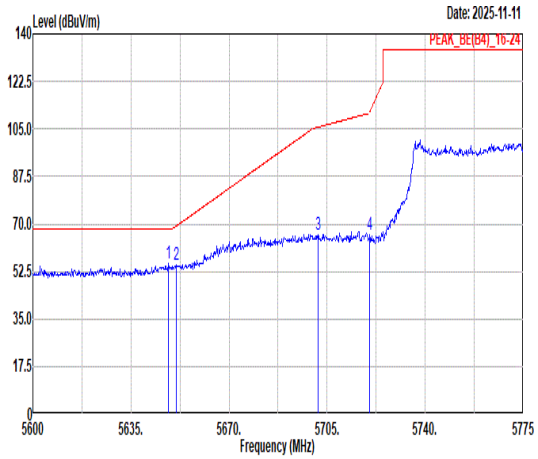 Freq Level Limit Line Margin (dB) Read Level Ant Factor Cable Loss Preamp Factor APos TPos Remark MHz dBuV/m dBuV/m dBuV dB/m dB dB cm deg 1 5648.48 55.37 68.30 -12.93 41.09 36.24 10.80 32.76 377 345 PEAK 2 5651.10 54.96 69.12 -14.16 40.67 36.24 10.81 32.76 377 345 PEAK 3 5701.68 66.23 105.67 -39.44 51.80 36.32 10.89 32.78 377 345 PEAK 4 5720.23 65.78 111.31 -45.53 51.34 36.35 10.88 32.79 377 345 PEAK	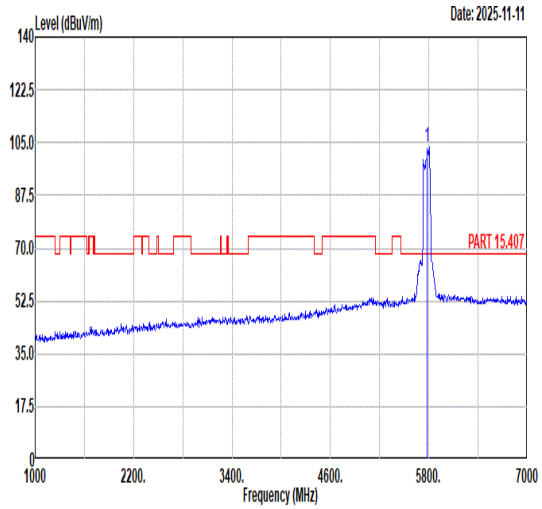 Freq Level Limit Line Margin (dB) Read Level Ant Factor Cable Loss Preamp Factor APos TPos Remark MHz dBuV/m dBuV/m dBuV dB/m dB dB cm deg 1 5775.00 103.80 ------ ------ 89.30 36.50 10.82 32.82 377 345 PEAK
Avg	Blank	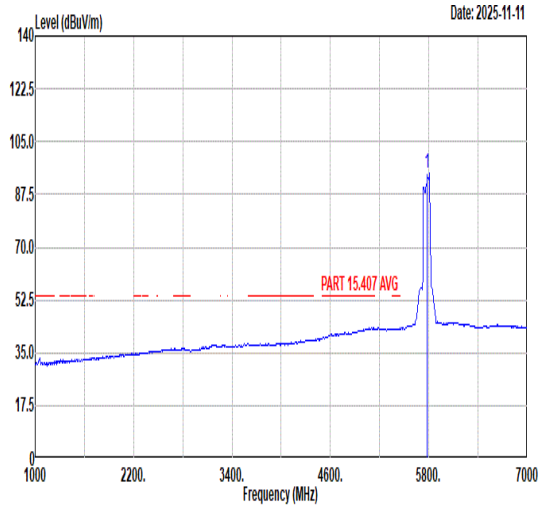 Freq Level Limit Line Margin (dB) Read Level Ant Factor Cable Loss Preamp Factor APos TPos Remark MHz dBuV/m dBuV/m dBuV dB/m dB dB cm deg 1 5775.00 94.39 ------ ------ 79.89 36.50 10.82 32.82 377 345 AVERAGE

Mode	197	
	Band Edge - R	
	U-NII-3_5.725-5.85_802.11ax HE80_CH155_Full RU_5775MHz	
ANT	8	
Pol.	Horizontal	Fundamental
Peak	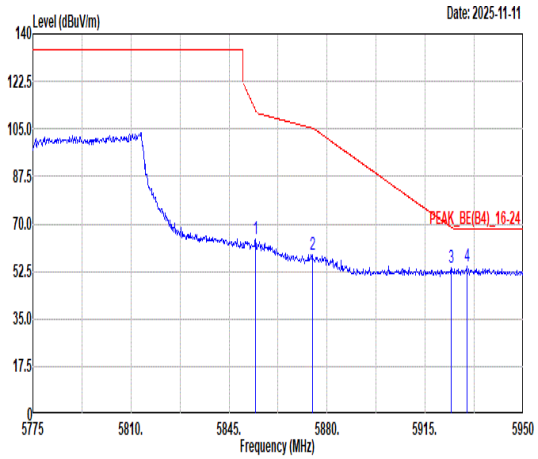 Freq Level Limit Line Margin (dB) Read Level Ant Factor Cable Loss Preamp Factor APos TPos Remark MHz dBuV/m dBuV/m dBuV dB/m dB dB cm deg 1 5854.45 64.54 112.05 -47.51 49.98 36.57 10.83 32.84 377 345 PEAK 2 5874.75 58.42 105.27 -46.85 43.83 36.60 10.84 32.85 377 345 PEAK 3 5924.28 53.91 68.73 -14.82 39.22 36.68 10.88 32.87 377 345 PEAK 4 5929.88 54.29 68.30 -14.01 39.58 36.69 10.89 32.87 377 345 PEAK	Blank

Mode	197	
	Band Edge - L	
	U-NII-3_5.725-5.85_802.11ax HE80_CH155_Full RU_5775MHz	
ANT	8	
Pol.	Vertical	Fundamental
Peak	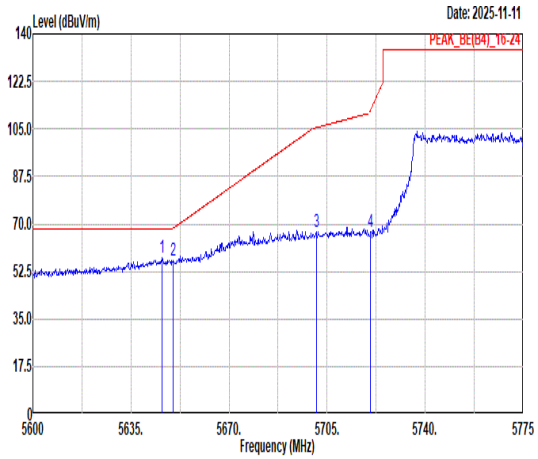 Freq Level Limit Line Margin (dB) Read Level Ant Factor Cable Loss Preamp Factor APos TPos Remark MHz dBuV/m dBuV/m dBuV dB/m dB dB cm deg 1 5646.20 57.40 68.30 -10.90 43.13 36.23 10.80 32.76 292 19 PEAK 2 5650.05 56.54 68.34 -11.80 42.25 36.24 10.81 32.76 292 19 PEAK 3 5701.15 66.91 105.52 -38.61 52.48 36.32 10.89 32.78 292 19 PEAK 4 5720.58 66.95 112.11 -45.16 52.51 36.35 10.88 32.79 292 19 PEAK	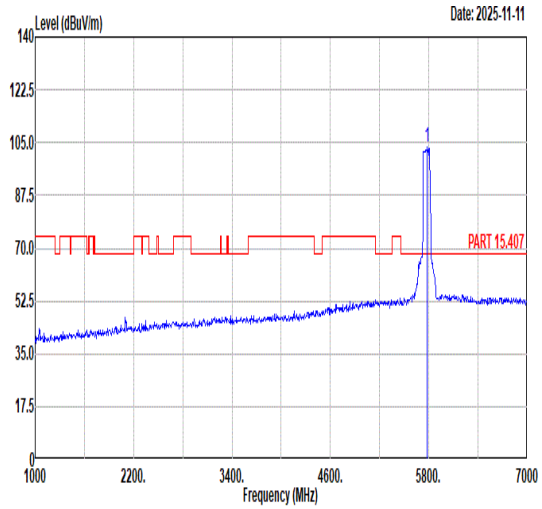 Freq Level Limit Line Margin (dB) Read Level Ant Factor Cable Loss Preamp Factor APos TPos Remark MHz dBuV/m dBuV/m dBuV dB/m dB dB cm deg 1 5775.00 103.50 ------ ------ 89.03 36.45 10.83 32.81 292 19 PEAK
Avg	Blank	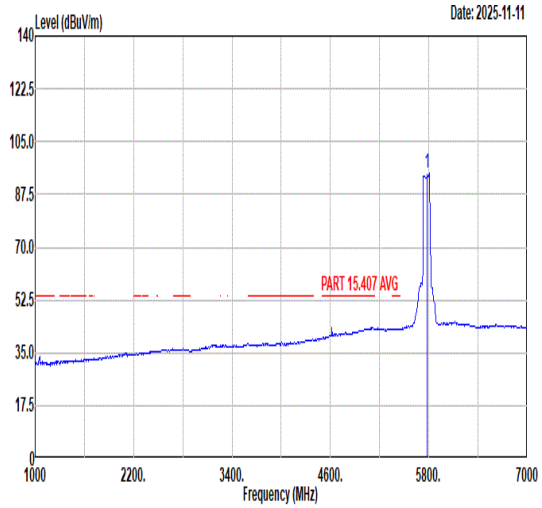 Freq Level Limit Line Margin (dB) Read Level Ant Factor Cable Loss Preamp Factor APos TPos Remark MHz dBuV/m dBuV/m dBuV dB/m dB dB cm deg 1 5775.00 94.35 ------ ------ 79.85 36.50 10.82 32.82 292 19 AVERAGE

Mode	197	
	Band Edge - R	
	U-NII-3_5.725-5.85_802.11ax HE80_CH155_Full RU_5775MHz	
ANT	8	
Pol.	Vertical	Fundamental
Peak	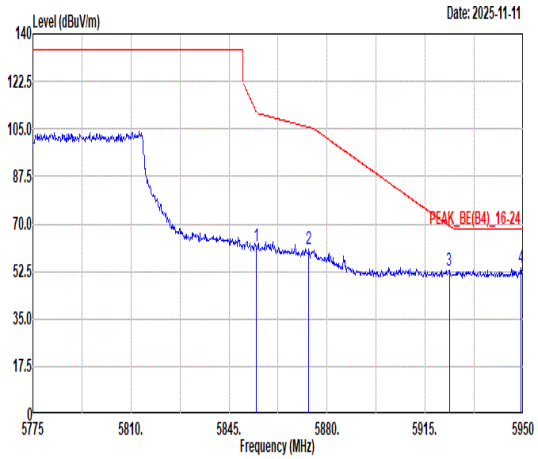 Freq Level Limit Line Margin (dB) Read Level Ant Factor Cable Loss Preamp Factor APos TPos Remark MHz dBuV/m dBuV/m dBuV dB/m dB dB cm deg 1 5854.80 61.80 111.26 -49.46 47.24 36.57 10.83 32.84 292 19 PEAK 2 5873.53 60.90 105.61 -44.71 46.31 36.60 10.84 32.85 292 19 PEAK 3 5923.58 52.91 69.25 -16.34 38.22 36.68 10.88 32.87 292 19 PEAK 4 5949.13 53.67 68.30 -14.63 38.91 36.72 10.92 32.88 292 19 PEAK	Blank

Mode	202	
	LF	
	U-NII-1_5.15-5.25_802.11ac VHT160_CH50_5250MHz	
ANT	9+8	
Pol.	Horizontal	Vertical
QP/ Peak	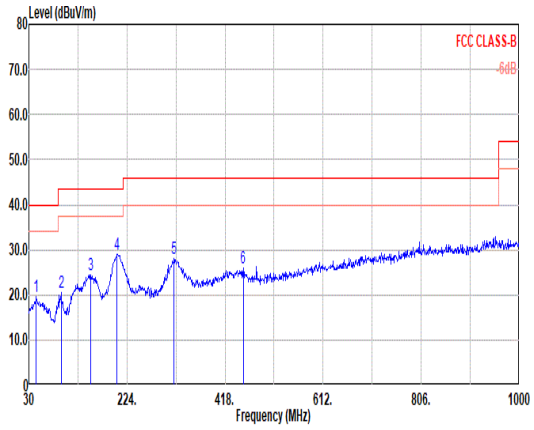	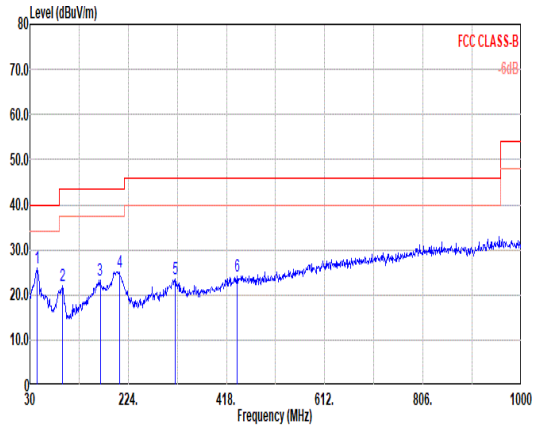

Horizontal:

	Freq	Level	Limit Line	Margin	Read Level	Ant Factor	Cable Loss	Preamp Factor	APos	TPos	Remark
	MHz	dBuV/m	dBuV/m	dB	dBuV	dB/m	dB	dB	cm	deg	
1	44.55	19.50	40.00	-20.50	37.95	20.24	1.23	39.92	---	---	Peak
2	94.02	20.55	43.50	-22.95	44.91	13.92	1.77	40.05	---	---	Peak
3	152.22	24.44	43.50	-19.06	42.97	19.26	2.24	40.03	---	---	Peak
4	204.60	28.92	43.50	-14.58	49.82	16.49	2.60	39.99	---	---	Peak
5	317.12	28.08	46.00	-17.92	44.64	20.14	3.21	39.91	---	---	Peak
6	453.89	25.94	46.00	-20.06	38.62	23.20	3.84	39.72	---	---	Peak

Vertical:

	Freq	Level	Limit Line	Margin	Read Level	Ant Factor	Cable Loss	Preamp Factor	APos	TPos	Remark
	MHz	dBuV/m	dBuV/m	dB	dBuV	dB/m	dB	dB	cm	deg	
1	44.55	25.94	40.00	-14.06	44.39	20.24	1.23	39.92	---	---	Peak
2	94.02	22.06	43.50	-21.44	46.42	13.92	1.77	40.05	---	---	Peak
3	168.71	23.16	43.50	-20.34	41.61	19.20	2.36	40.01	---	---	Peak
4	206.54	25.19	43.50	-18.31	46.03	16.54	2.61	39.99	---	---	Peak
5	316.15	23.42	46.00	-22.58	40.02	20.11	3.20	39.91	---	---	Peak
6	438.37	24.04	46.00	-21.96	37.08	22.92	3.77	39.73	---	---	Peak

Mode	203	
	LF	
	U-NII-3_5.725-5.85_802.11ac VHT80_CH155_Full RU_5775MHz	
ANT	8	
Pol.	Horizontal	Vertical
QP/ Peak	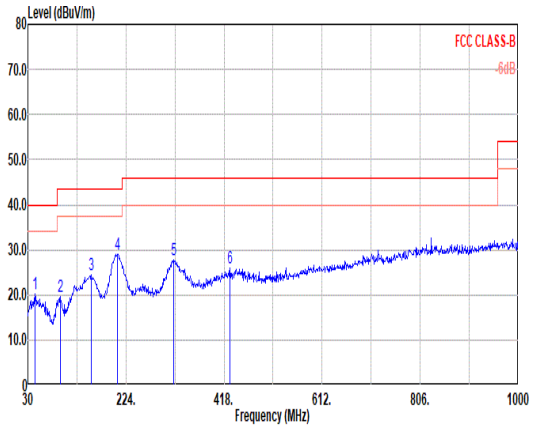	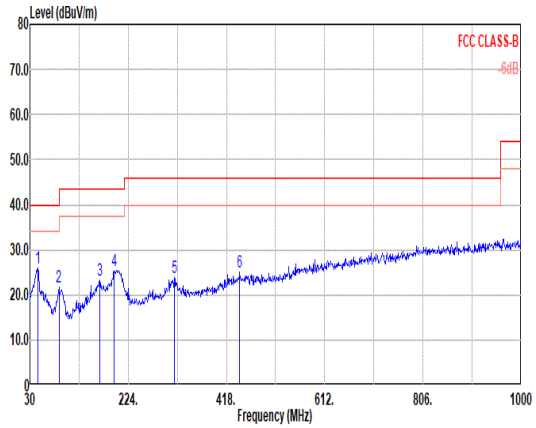

Horizontal:

	Freq	Level	Limit Line	Margin	Read Level	Ant Factor	Cable Loss	Preamp Factor	APos	TPos	Remark
	MHz	dBuV/m	dBuV/m	dB	dBuV	dB/m	dB	dB	cm	deg	
1	43.58	20.14	40.00	-19.86	38.72	20.12	1.22	39.92	---	---	Peak
2	94.02	19.63	43.50	-23.87	43.99	13.92	1.77	40.05	---	---	Peak
3	155.13	24.41	43.50	-19.09	42.89	19.29	2.26	40.03	---	---	Peak
4	207.51	29.00	43.50	-14.50	49.82	16.56	2.61	39.99	---	---	Peak
5	318.09	27.88	46.00	-18.12	44.40	20.17	3.21	39.90	---	---	Peak
6	429.64	25.89	46.00	-20.11	39.20	22.70	3.73	39.74	---	---	Peak

Vertical:

	Freq	Level	Limit Line	Margin	Read Level	Ant Factor	Cable Loss	Preamp Factor	APos	TPos	Remark
	MHz	dBuV/m	dBuV/m	dB	dBuV	dB/m	dB	dB	cm	deg	
1	45.52	25.88	40.00	-14.12	44.33	20.23	1.24	39.92	---	---	Peak
2	87.23	21.83	40.00	-18.17	45.93	14.24	1.70	40.04	---	---	Peak
3	167.74	23.32	43.50	-20.18	41.75	19.24	2.35	40.02	---	---	Peak
4	195.87	25.46	43.50	-18.04	46.39	16.52	2.54	39.99	---	---	Peak
5	315.18	23.95	46.00	-22.05	40.58	20.08	3.20	39.91	---	---	Peak
6	444.19	25.03	46.00	-20.97	37.91	23.06	3.79	39.73	---	---	Peak

Mode	204	
	Band Edge - L	
	U-NII-2A_5.25-5.35_802.11ac VHT160_CH50_5250MHz+Band 48	
ANT	9+8/9	
Pol.	Horizontal	Fundamental
Peak	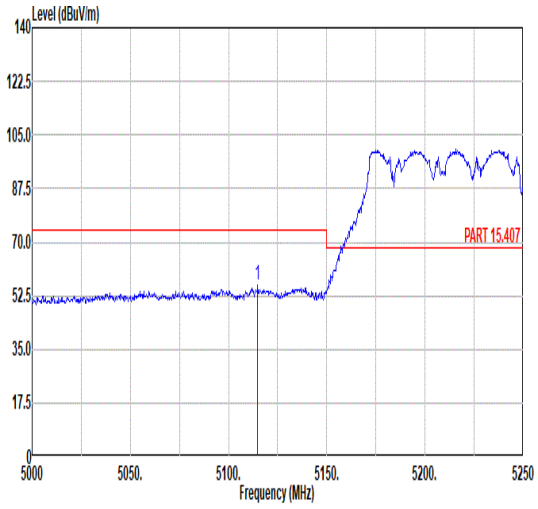 Freq Level Limit Line Margin Read Level Ant Factor Cable Loss Preamp Factor APos TPos Remark MHz dBuV/m dBuV/m dB dBuV dB/m dB dB cm deg 1 5114.75 55.99 74.00 -18.01 42.18 35.85 10.58 32.62 194 52 PEAK	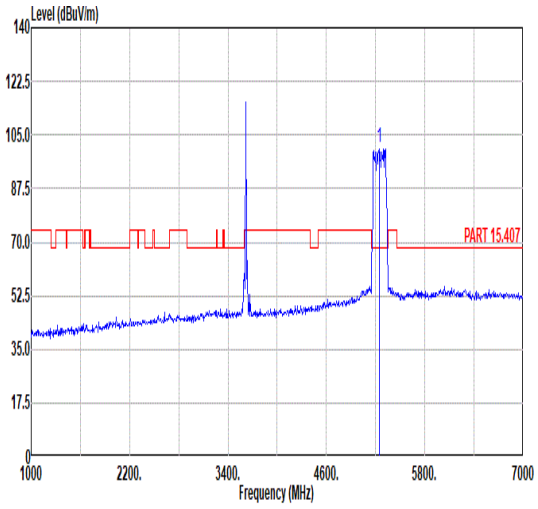 Freq Level Limit Line Margin Read Level Ant Factor Cable Loss Preamp Factor APos TPos Remark MHz dBuV/m dBuV/m dB dBuV dB/m dB dB cm deg 1 5250.00 100.81 ------ ------ 92.54 32.32 8.63 32.68 194 52 PEAK
Avg	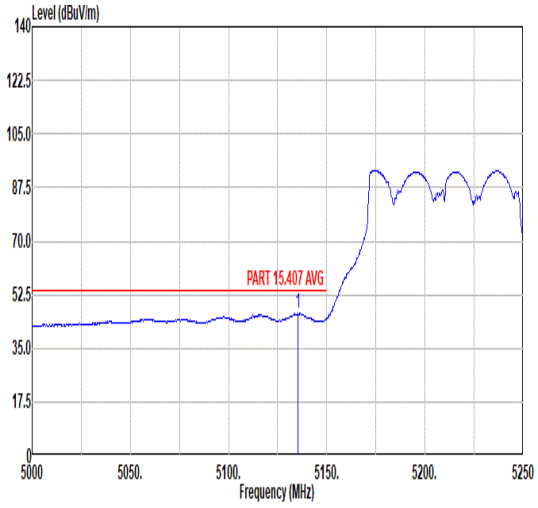 Freq Level Limit Line Margin Read Level Ant Factor Cable Loss Preamp Factor APos TPos Remark MHz dBuV/m dBuV/m dB dBuV dB/m dB dB cm deg 1 5135.50 46.28 54.00 -7.72 32.52 35.85 10.54 32.63 194 52 AVERAGE	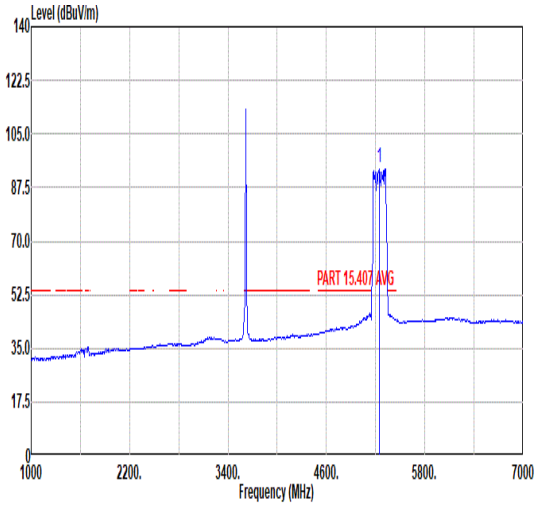 Freq Level Limit Line Margin Read Level Ant Factor Cable Loss Preamp Factor APos TPos Remark MHz dBuV/m dBuV/m dB dBuV dB/m dB dB cm deg 1 5250.00 93.87 ------ ------ 85.60 32.32 8.63 32.68 194 52 AVERAGE

Mode	204	
	Band Edge - R	
	U-NII-2A_5.25-5.35_802.11ac VHT160_CH50_5250MHz+Band 48	
ANT	9+8/9	
Pol.	Horizontal	Fundamental
Peak	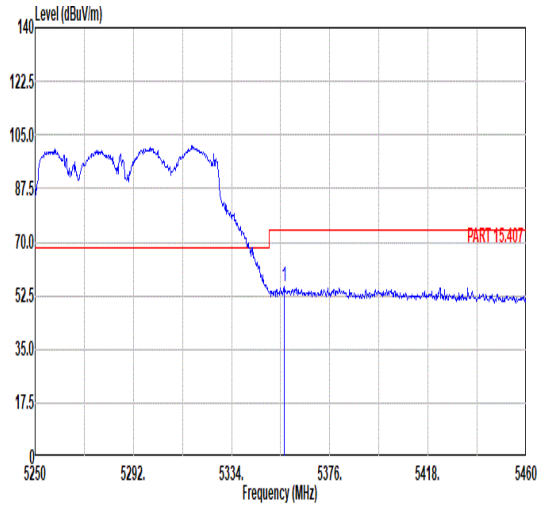 Freq Level Limit Line Margin Read Level Ant Factor Cable Loss Preamp Factor APos TPos Remark MHz dBuV/m dBuV/m dB dBuV dB/m dB dB cm deg 1 5356.68 55.31 74.00 -18.69 41.49 35.94 10.55 32.67 194 52 PEAK	Blank
Avg	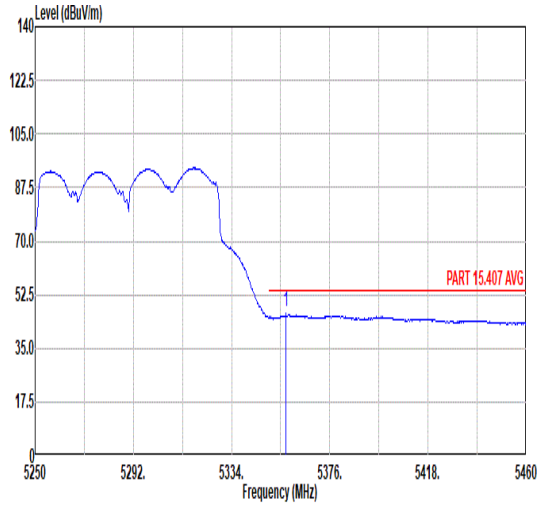 Freq Level Limit Line Margin Read Level Ant Factor Cable Loss Preamp Factor APos TPos Remark MHz dBuV/m dBuV/m dB dBuV dB/m dB dB cm deg 1 5357.10 46.79 54.00 -7.21 32.97 35.94 10.55 32.67 194 52 AVERAGE	Blank

Mode	204	
	Band Edge - L	
	U-NII-2A_5.25-5.35_802.11ac VHT160_CH50_5250MHz+Band 48	
ANT	9+8/9	
Pol.	Vertical	Fundamental
Peak	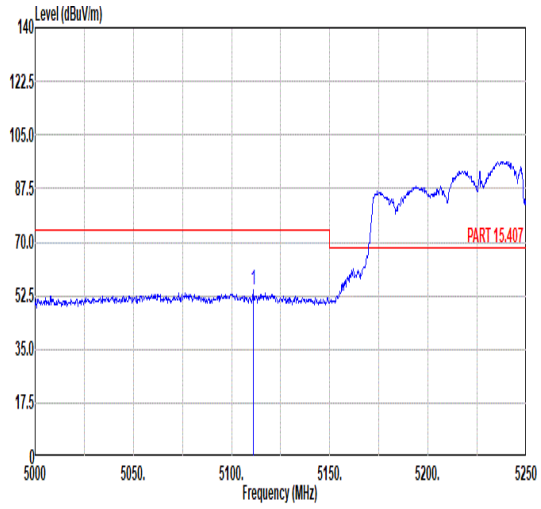 Freq Level Limit Line Margin Read Level Ant Factor Cable Loss Preamp Factor APos TPos Remark MHz dBuV/m dBuV/m dB dBuV dB/m dB dB cm deg 1 5111.25 54.66 74.00 -19.34 40.85 35.84 10.59 32.62 201 68 PEAK	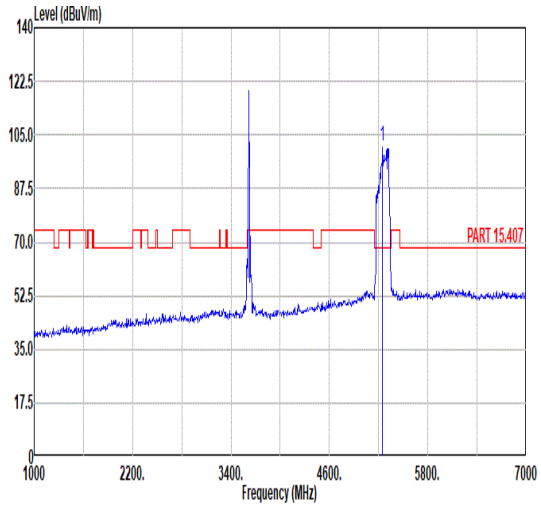 Freq Level Limit Line Margin Read Level Ant Factor Cable Loss Preamp Factor APos TPos Remark MHz dBuV/m dBuV/m dB dBuV dB/m dB dB cm deg 1 5250.00 101.46 ------ ------ 93.19 32.32 8.63 32.68 201 68 PEAK
Avg	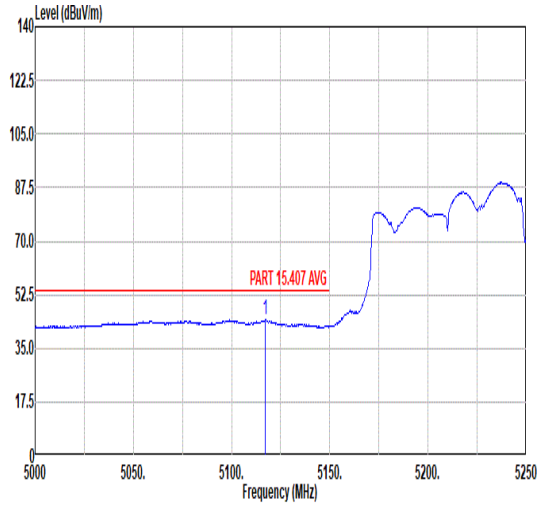 Freq Level Limit Line Margin Read Level Ant Factor Cable Loss Preamp Factor APos TPos Remark MHz dBuV/m dBuV/m dB dBuV dB/m dB dB cm deg 1 5117.25 44.36 54.00 -9.64 30.55 35.85 10.58 32.62 201 68 AVERAGE	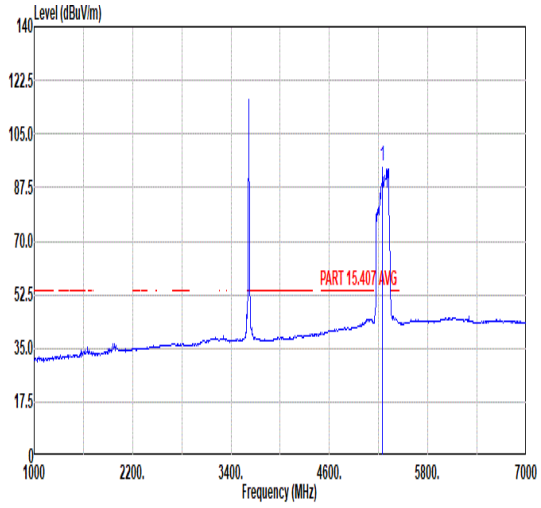 Freq Level Limit Line Margin Read Level Ant Factor Cable Loss Preamp Factor APos TPos Remark MHz dBuV/m dBuV/m dB dBuV dB/m dB dB cm deg 1 5250.00 94.48 ------ ------ 86.21 32.32 8.63 32.68 201 68 AVERAGE

Mode	204	
	Band Edge - R	
	U-NII-2A_5.25-5.35_802.11ac VHT160_CH50_5250MHz+Band 48	
ANT	9+8/9	
Pol.	Vertical	Fundamental
Peak	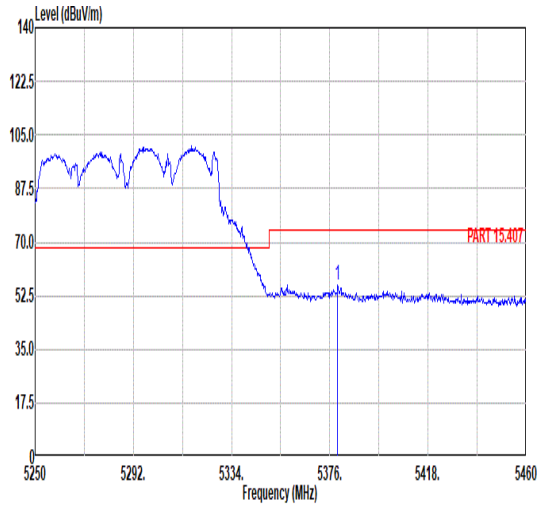 Freq Level Limit Line Margin Read Level Ant Factor Cable Loss Preamp Factor APos TPos Remark MHz dBuV/m dBuV/m dB dBuV dB/m dB dB cm deg 1 5379.36 55.89 74.00 -18.11 42.10 35.95 10.52 32.68 201 68 PEAK	Blank
Avg	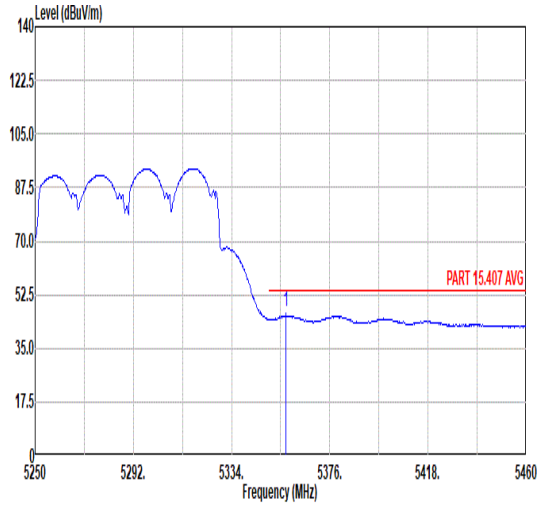 Freq Level Limit Line Margin Read Level Ant Factor Cable Loss Preamp Factor APos TPos Remark MHz dBuV/m dBuV/m dB dBuV dB/m dB dB cm deg 1 5357.31 46.76 54.00 -7.24 32.95 35.94 10.54 32.67 201 68 AVERAGE	Blank

Mode	204	
	Harmonic	
	U-NII-2A_5.25-5.35_802.11ac VHT160_CH50_5250MHz+Band 48	
ANT	9+8/9	
Pol.	Horizontal	Vertical
Peak Avg	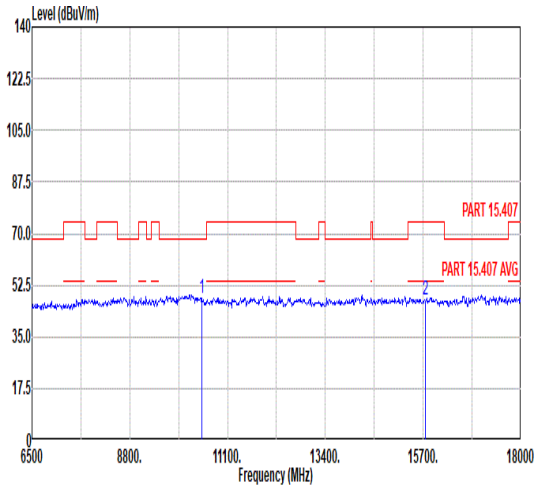 Freq Level Limit Line Margin Read Level Ant Factor Cable Loss Preamp Factor APos TPos Remark MHz dBuV/m dBuV/m dB dBuV dB/m dB dB cm deg 1 10500.00 48.04 68.30 -20.26 46.94 37.90 14.60 51.40 --- --- Peak 2 15750.00 47.80 74.00 -26.20 42.28 40.97 17.20 52.65 --- --- Peak	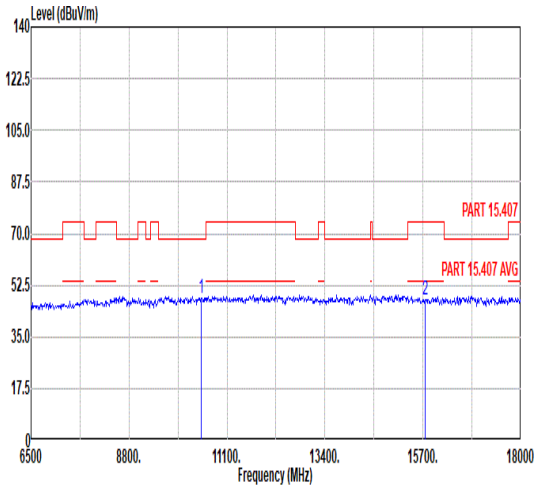 Freq Level Limit Line Margin Read Level Ant Factor Cable Loss Preamp Factor APos TPos Remark MHz dBuV/m dBuV/m dB dBuV dB/m dB dB cm deg 1 10500.00 48.03 68.30 -20.27 46.93 37.90 14.60 51.40 --- --- Peak 2 15750.00 47.65 74.00 -26.35 42.13 40.97 17.20 52.65 --- --- Peak

Mode	205	
	Band Edge - L	
	U-NII-2A_5.25-5.35_802.11ac VHT160_CH50_5250MHz+BLE_CH39+Bnad48	
ANT	9+8/13/9	
Pol.	Horizontal	Fundamental
Peak	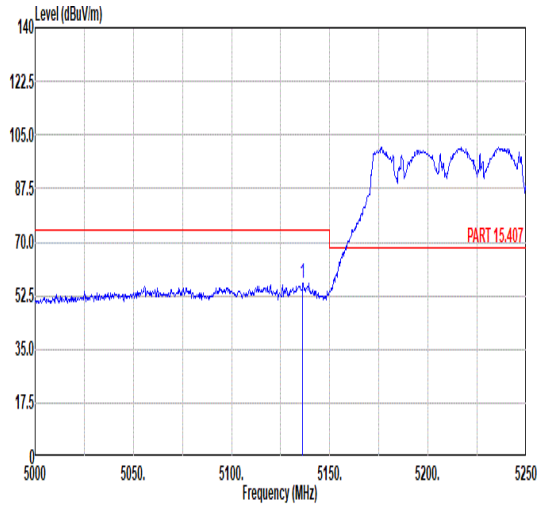 Freq Level Limit Line Margin Read Level Ant Factor Cable Loss Preamp Factor APos TPos Remark MHz dBuV/m dBuV/m dB dBuV dB/m dB dB cm deg 1 5136.25 56.55 74.00 -17.45 42.79 35.85 10.54 32.63 193 54 PEAK	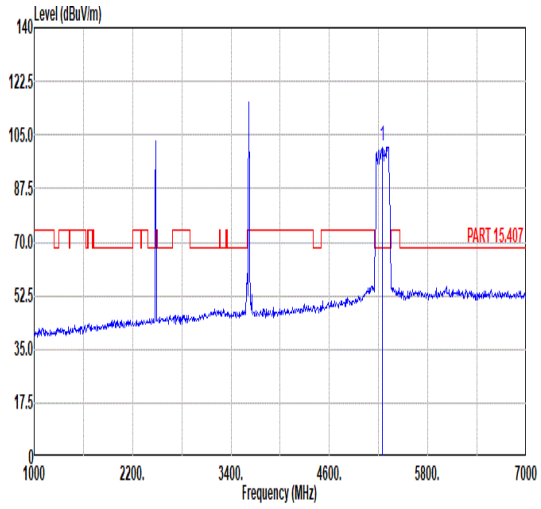 Freq Level Limit Line Margin Read Level Ant Factor Cable Loss Preamp Factor APos TPos Remark MHz dBuV/m dBuV/m dB dBuV dB/m dB dB cm deg 1 5250.00 101.69 ------ ------ 93.42 32.32 8.63 32.68 193 54 PEAK
Avg	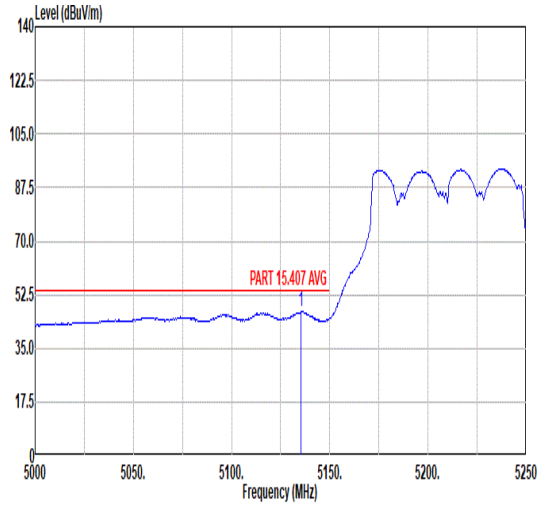 Freq Level Limit Line Margin Read Level Ant Factor Cable Loss Preamp Factor APos TPos Remark MHz dBuV/m dBuV/m dB dBuV dB/m dB dB cm deg 1 5135.50 46.87 54.00 -7.13 33.11 35.85 10.54 32.63 193 54 AVERAGE	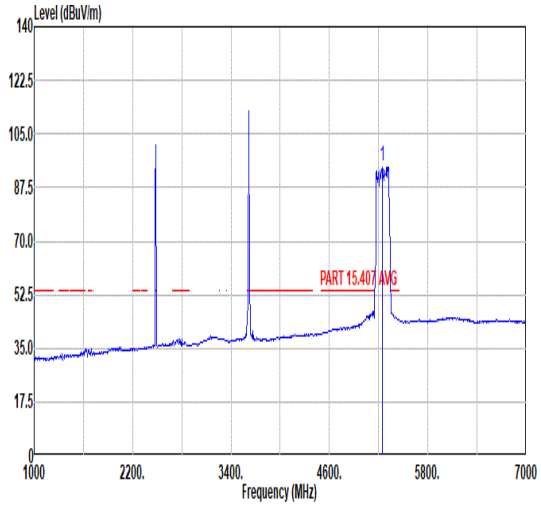 Freq Level Limit Line Margin Read Level Ant Factor Cable Loss Preamp Factor APos TPos Remark MHz dBuV/m dBuV/m dB dBuV dB/m dB dB cm deg 1 5250.00 94.60 ------ ------ 86.33 32.32 8.63 32.68 193 54 AVERAGE

Mode	205	
	Band Edge - R	
	U-NII-2A_5.25-5.35_802.11ac VHT160_CH50_5250MHz+BLE_CH39+Bnad48	
ANT	9+8/13/9	
Pol.	Horizontal	Fundamental
Peak	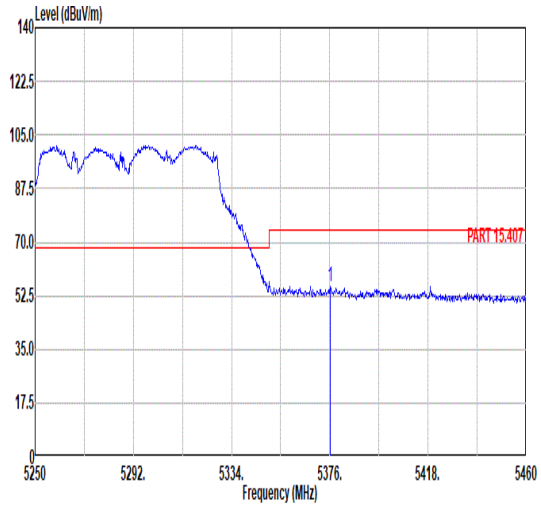 Freq Level Limit Line Margin Read Level Ant Factor Cable Loss Preamp Factor APos TPos Remark MHz dBuV/m dBuV/m dB dBuV dB/m dB dB cm deg 1 5376.21 55.40 74.00 -18.60 41.60 35.95 10.53 32.68 193 54 PEAK	Blank
Avg	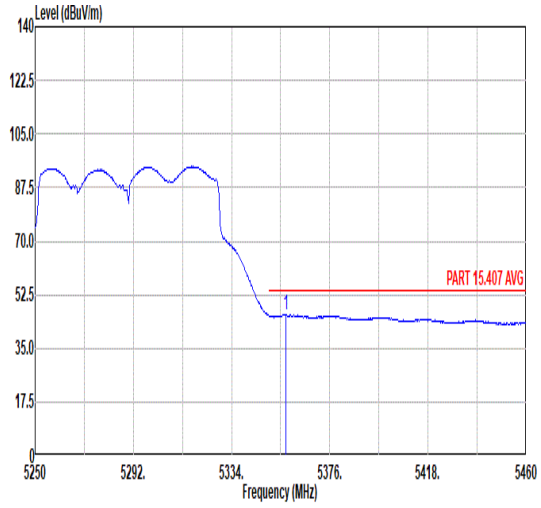 Freq Level Limit Line Margin Read Level Ant Factor Cable Loss Preamp Factor APos TPos Remark MHz dBuV/m dBuV/m dB dBuV dB/m dB dB cm deg 1 5357.31 46.02 54.00 -7.98 32.21 35.94 10.54 32.67 193 54 AVERAGE	Blank

Mode	205	
	Band Edge - L	
	U-NII-2A_5.25-5.35_802.11ac VHT160_CH50_5250MHz+BLE_CH39+Bnad48	
ANT	9+8/13/9	
Pol.	Vertical	Fundamental
Peak	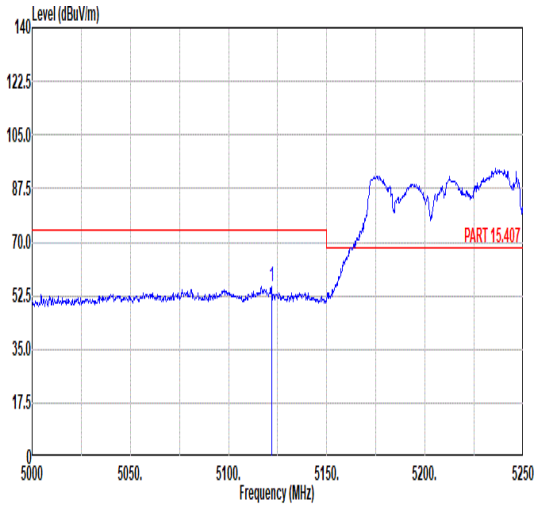 Freq Level Limit Line Margin Read Level Ant Factor Cable Loss Preamp Factor APos TPos Remark MHz dBuV/m dBuV/m dB dBuV dB/m dB dB cm deg 1 5122.00 55.52 74.00 -18.48 41.72 35.85 10.57 32.62 222 67 PEAK	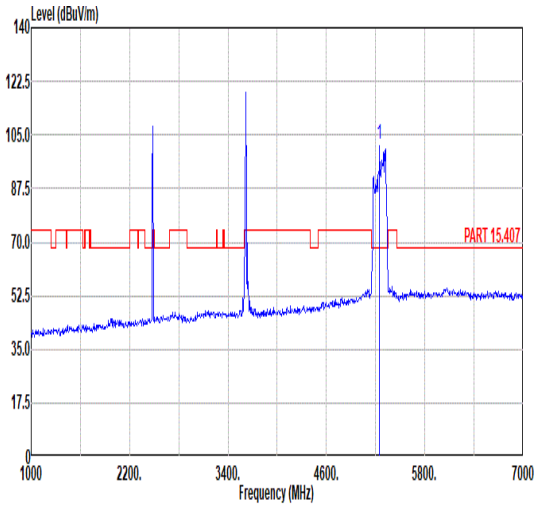 Freq Level Limit Line Margin Read Level Ant Factor Cable Loss Preamp Factor APos TPos Remark MHz dBuV/m dBuV/m dB dBuV dB/m dB dB cm deg 1 5250.00 101.84 ------ ------ 93.57 32.32 8.63 32.68 222 67 PEAK
Avg	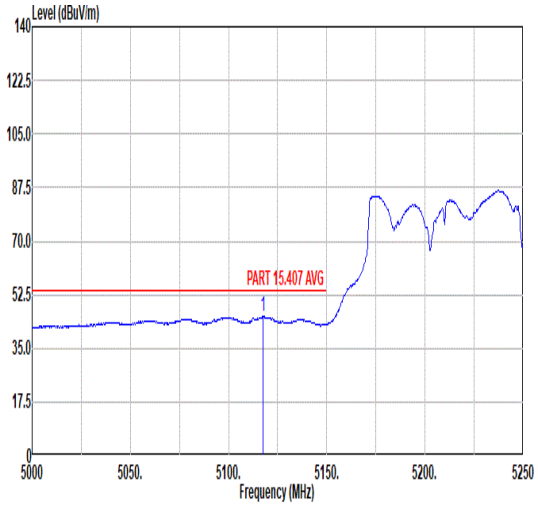 Freq Level Limit Line Margin Read Level Ant Factor Cable Loss Preamp Factor APos TPos Remark MHz dBuV/m dBuV/m dB dBuV dB/m dB dB cm deg 1 5117.50 45.69 54.00 -8.31 31.88 35.85 10.58 32.62 222 67 AVERAGE	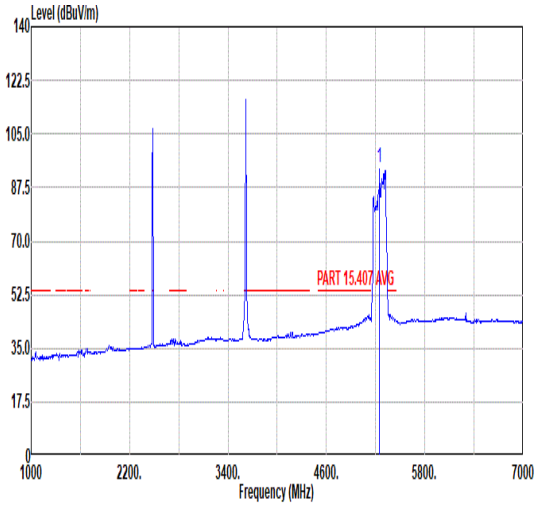 Freq Level Limit Line Margin Read Level Ant Factor Cable Loss Preamp Factor APos TPos Remark MHz dBuV/m dBuV/m dB dBuV dB/m dB dB cm deg 1 5250.00 94.00 ------ ------ 85.73 32.32 8.63 32.68 222 67 AVERAGE

Mode	205	
	Band Edge - R	
	U-NII-2A_5.25-5.35_802.11ac VHT160_CH50_5250MHz+BLE_CH39+Bnad48	
ANT	9+8/13/9	
Pol.	Vertical	Fundamental
Peak	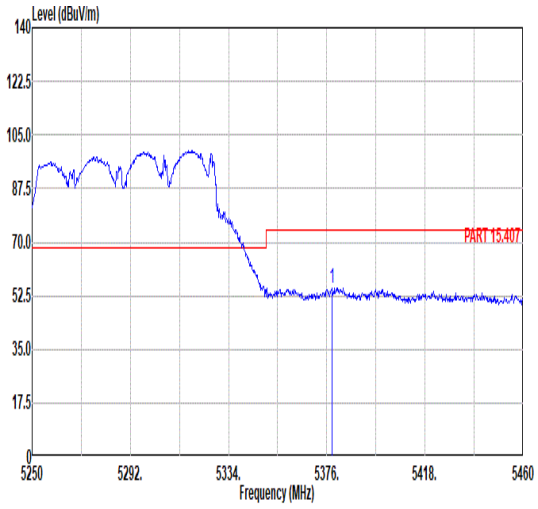 Freq Level Limit Line Margin Read Level Ant Factor Cable Loss Preamp Factor APos TPos Remark MHz dBuV/m dBuV/m dB dBuV dB/m dB dB cm deg 1 5378.31 55.18 74.00 -18.82 41.39 35.95 10.52 32.68 222 67 PEAK	Blank
Avg	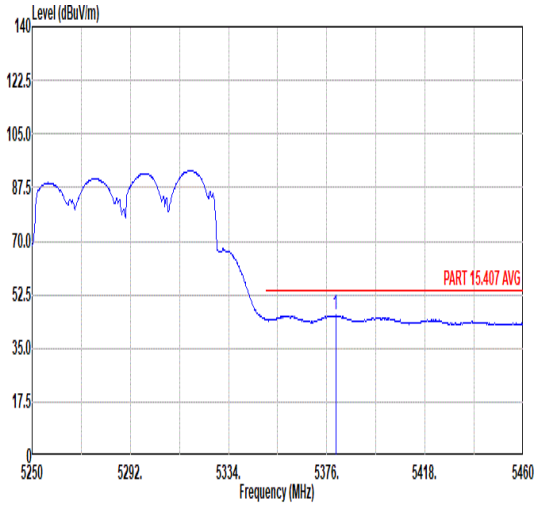 Freq Level Limit Line Margin Read Level Ant Factor Cable Loss Preamp Factor APos TPos Remark MHz dBuV/m dBuV/m dB dBuV dB/m dB dB cm deg 1 5379.78 45.74 54.00 -8.26 31.95 35.95 10.52 32.68 222 67 AVERAGE	Blank

Mode	205	
	Band Edge	
	U-NII-2A_5.25-5.35_802.11ac VHT160_CH50_5250MHz+BLE_CH39+Bnad48	
ANT	9+8/13/9	
Pol.	Horizontal	Fundamental
Peak	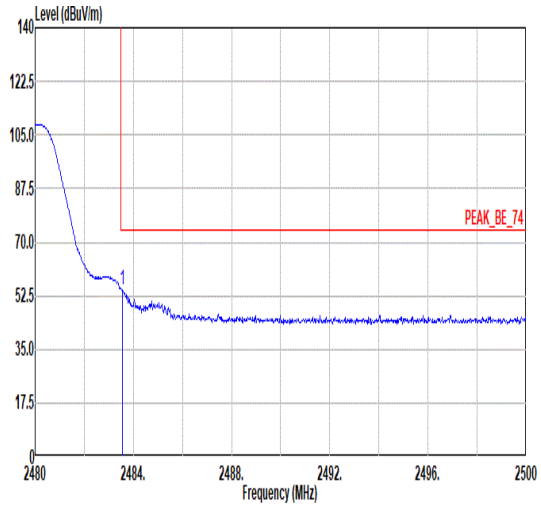 Freq Level Limit Line Margin Read Level Ant Factor Cable Loss Preamp Factor APos TPos Remark MHz dBuV/m dBuV/m dB dBuV dB/m dB dB cm deg 1 2483.56 54.57 74.00 -19.43 49.71 30.49 6.98 32.61 256 21 PEAK	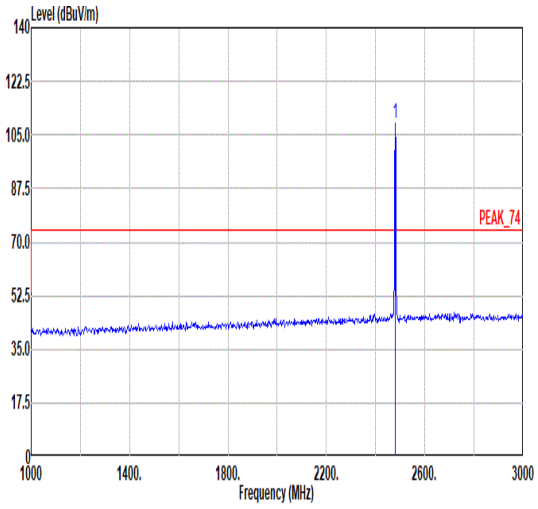 Freq Level Limit Line Margin Read Level Ant Factor Cable Loss Preamp Factor APos TPos Remark MHz dBuV/m dBuV/m dB dBuV dB/m dB dB cm deg 1 2480.00 108.64 ------ ------ 103.80 30.48 6.97 32.61 256 21 PEAK
Avg	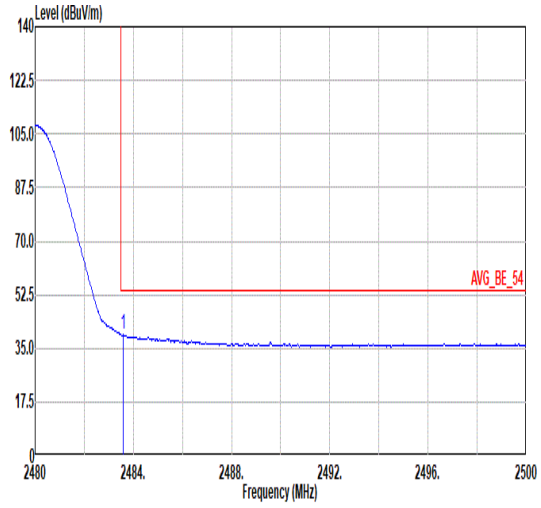 Freq Level Limit Line Margin Read Level Ant Factor Cable Loss Preamp Factor APos TPos Remark MHz dBuV/m dBuV/m dB dBuV dB/m dB dB cm deg 1 2483.58 39.36 54.00 -14.64 34.50 30.49 6.98 32.61 256 21 AVERAGE	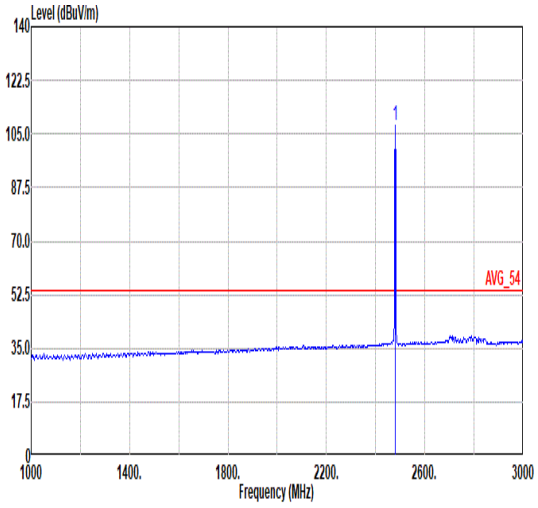 Freq Level Limit Line Margin Read Level Ant Factor Cable Loss Preamp Factor APos TPos Remark MHz dBuV/m dBuV/m dB dBuV dB/m dB dB cm deg 1 2480.00 107.56 ------ ------ 102.72 30.48 6.97 32.61 256 21 AVERAGE

Mode	205	
	Band Edge	
	U-NII-2A_5.25-5.35_802.11ac VHT160_CH50_5250MHz+BLE_CH39+Bnad48	
ANT	9+8/13/9	
Pol.	Vertical	Fundamental
Peak	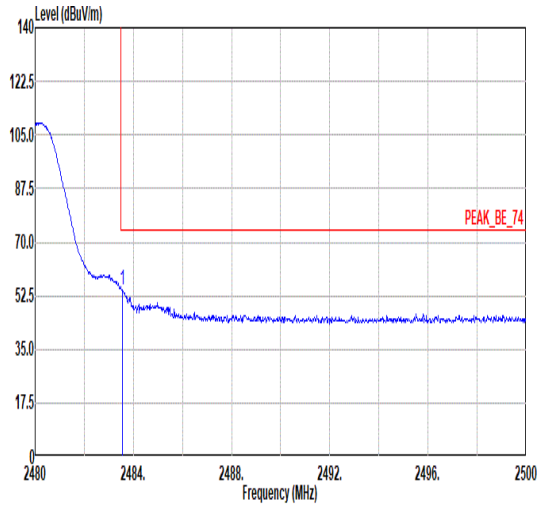 Freq Level Limit Line Margin Read Level Ant Factor Cable Loss Preamp Factor APos TPos Remark MHz dBuV/m dBuV/m dB dBuV dB/m dB dB cm deg 1 2483.54 54.61 74.00 -19.39 49.75 30.49 6.98 32.61 266 73 PEAK	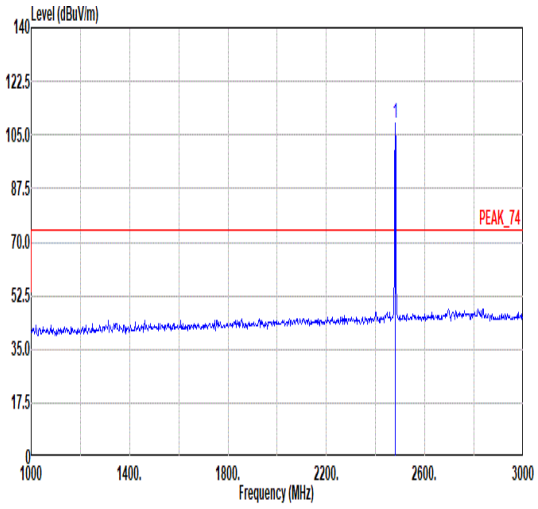 Freq Level Limit Line Margin Read Level Ant Factor Cable Loss Preamp Factor APos TPos Remark MHz dBuV/m dBuV/m dB dBuV dB/m dB dB cm deg 1 2480.00 108.74 ------ ------ 103.90 30.48 6.97 32.61 266 73 PEAK
Avg	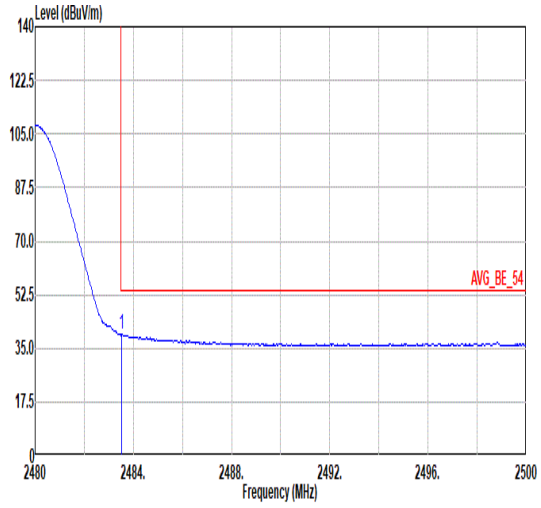 Freq Level Limit Line Margin Read Level Ant Factor Cable Loss Preamp Factor APos TPos Remark MHz dBuV/m dBuV/m dB dBuV dB/m dB dB cm deg 1 2483.52 39.61 54.00 -14.39 34.75 30.49 6.98 32.61 266 73 AVERAGE	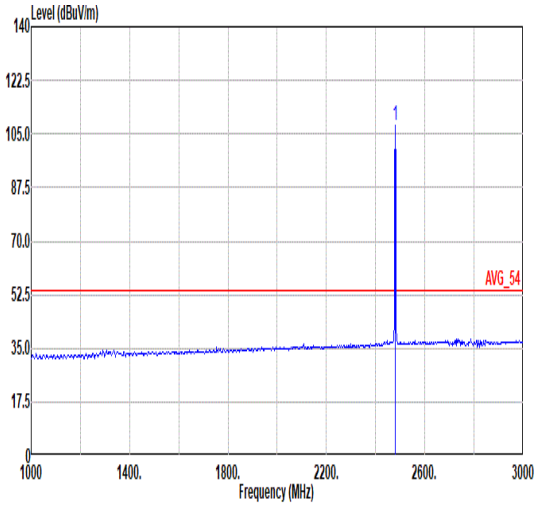 Freq Level Limit Line Margin Read Level Ant Factor Cable Loss Preamp Factor APos TPos Remark MHz dBuV/m dBuV/m dB dBuV dB/m dB dB cm deg 1 2480.00 107.85 ------ ------ 103.01 30.48 6.97 32.61 266 73 AVERAGE

Mode	205	
	Harmonic	
	U-NII-2A_5.25-5.35_802.11ac VHT160_CH50_5250MHz+BLE_CH39+Bnad48	
ANT	9+8/13/9	
Pol.	Horizontal	Vertical
Peak Avg	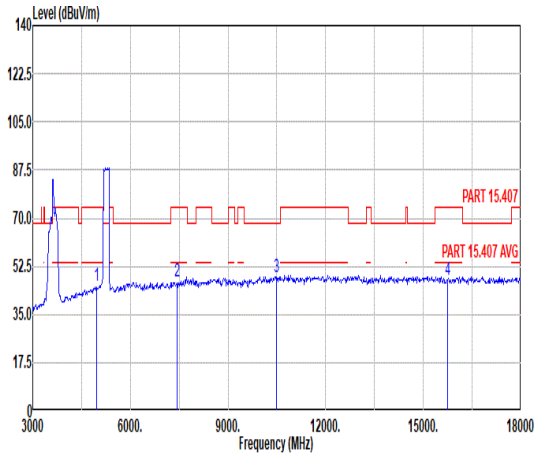 Freq Level Limit Line Margin Read Level Ant Factor Cable Loss Preamp Factor APos TPos Remark MHz dBuV/m dBuV/m dB dBuV dB/m dB dB cm deg 1 4960.00 45.49 74.00 -28.51 52.12 35.71 10.34 52.68 --- --- Peak 2 7440.00 46.99 74.00 -27.01 50.64 36.63 12.00 52.28 --- --- Peak 3 10500.00 48.61 68.30 -19.69 47.51 37.90 14.60 51.40 --- --- Peak 4 15750.00 47.48 74.00 -26.52 41.96 40.97 17.20 52.65 --- --- Peak	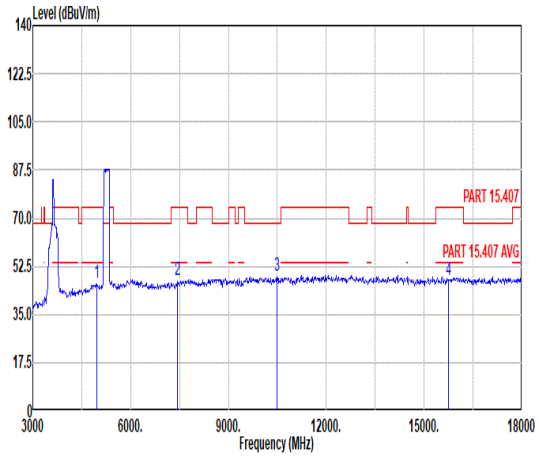 Freq Level Limit Line Margin Read Level Ant Factor Cable Loss Preamp Factor APos TPos Remark MHz dBuV/m dBuV/m dB dBuV dB/m dB dB cm deg 1 4960.00 46.48 74.00 -27.52 53.11 35.71 10.34 52.68 --- --- Peak 2 7440.00 47.36 74.00 -26.64 51.01 36.63 12.00 52.28 --- --- Peak 3 10500.00 49.08 68.30 -19.22 47.98 37.90 14.60 51.40 --- --- Peak 4 15750.00 47.46 74.00 -26.54 41.94 40.97 17.20 52.65 --- --- Peak

Appendix C. Radiated Spurious Emission

Test Engineer :	Zhaohui Liang	Relative Humidity :	48 ~ 49 %
		Temperature :	24 ~ 25 ℃

Radiated Spurious Emission Test Modes

Mode	Band	Band (GHz)	Antenna	Modulation	Channel	Frequency	Data Rate	RU	Remark
Mode 128	U-NII-1	5.15-5.25	9	802.11a	36	5180	6Mbps	-	-
Mode 129	U-NII-1	5.15-5.25	9	802.11a	44	5220	6Mbps	-	-
Mode 130	U-NII-1	5.15-5.25	9	802.11a	48	5240	6Mbps	-	-
Mode 131	U-NII-2A	5.25-5.35	9	802.11a	52	5280	6Mbps	-	-
Mode 132	U-NII-2A	5.25-5.35	9	802.11a	60	5300	6Mbps	-	-
Mode 133	U-NII-2A	5.25-5.35	9	802.11a	64	5320	6Mbps	-	-
Mode 134	U-NII-2C	5.47-5.725	9	802.11a	100	5500	6Mbps	-	-
Mode 135	U-NII-2C	5.47-5.725	9	802.11a	116	5580	6Mbps	-	-
Mode 136	U-NII-2C	5.47-5.725	9	802.11a	140	5700	6Mbps	-	-
Mode 137	U-NII-1	5.15-5.25	9	802.11n HT20	36	5180	MCS0	-	-
Mode 138	U-NII-1	5.15-5.25	9	802.11n HT20	44	5220	MCS0	-	-
Mode 139	U-NII-1	5.15-5.25	9	802.11n HT20	48	5240	MCS0	-	-
Mode 140	U-NII-2A	5.25-5.35	9	802.11n HT20	52	5280	MCS0	-	-
Mode 141	U-NII-2A	5.25-5.35	9	802.11n HT20	60	5300	MCS0	-	-
Mode 142	U-NII-2A	5.25-5.35	9	802.11n HT20	64	5320	MCS0	-	-
Mode 143	U-NII-2C	5.47-5.725	9	802.11n HT20	100	5500	MCS0	-	-
Mode 144	U-NII-2C	5.47-5.725	9	802.11n HT20	116	5580	MCS0	-	-
Mode 145	U-NII-2C	5.47-5.725	9	802.11n HT20	140	5700	MCS0	-	-
Mode 146	U-NII-1	5.15-5.25	9	802.11n HT40	38	5190	MCS0	-	-
Mode 147	U-NII-1	5.15-5.25	9	802.11n HT40	46	5230	MCS0	-	-
Mode 148	U-NII-2A	5.25-5.35	9	802.11n HT40	54	5270	MCS0	-	-
Mode 149	U-NII-2A	5.25-5.35	9	802.11n HT40	62	5310	MCS0	-	-
Mode 150	U-NII-2C	5.47-5.725	9	802.11n HT40	102	5510	MCS0	-	-
Mode 151	U-NII-2C	5.47-5.725	9	802.11n HT40	134	5670	MCS0	-	-
Mode 152	U-NII-1	5.15-5.25	9	802.11ac VHT80	42	5210	MCS0	-	-
Mode 153	U-NII-2A	5.25-5.35	9	802.11ac VHT80	58	5290	MCS0	-	-
Mode 154	U-NII-2C	5.47-5.725	9	802.11ac VHT80	106	5530	MCS0	-	-
Mode 155	U-NII-2C	5.47-5.725	9	802.11ac VHT80	122	5610	MCS0	-	-
Mode 156	U-NII-2A	5.25-5.35	9	802.11ac VHT160	50	5250	MCS0	-	-
Mode 157	U-NII-2C	5.47-5.725	9	802.11ac VHT160	114	5570	MCS0	-	-
Mode 158	U-NII-1	5.15-5.25	9	802.11ax HE20	36	5180	MCS0	Full RU	-
Mode 159	U-NII-1	5.15-5.25	9	802.11ax HE20	44	5220	MCS0	Full RU	-
Mode 160	U-NII-1	5.15-5.25	9	802.11ax HE20	48	5240	MCS0	Full RU	-

Mode	Band	Band (GHz)	Antenna	Modulation	Channel	Frequency	Data Rate	RU	Remark
Mode 161	U-NII-2A	5.25-5.35	9	802.11ax HE20	52	5280	MCS0	Full RU	-
Mode 162	U-NII-2A	5.25-5.35	9	802.11ax HE20	60	5300	MCS0	Full RU	-
Mode 163	U-NII-2A	5.25-5.35	9	802.11ax HE20	64	5320	MCS0	Full RU	-
Mode 164	U-NII-2C	5.47-5.725	9	802.11ax HE20	100	5500	MCS0	Full RU	-
Mode 165	U-NII-2C	5.47-5.725	9	802.11ax HE20	116	5580	MCS0	Full RU	-
Mode 166	U-NII-2C	5.47-5.725	9	802.11ax HE20	140	5700	MCS0	Full RU	-
Mode 167	U-NII-1	5.15-5.25	9	802.11ax HE40	38	5190	MCS0	Full RU	-
Mode 168	U-NII-1	5.15-5.25	9	802.11ax HE40	46	5230	MCS0	Full RU	-
Mode 169	U-NII-2A	5.25-5.35	9	802.11ax HE40	54	5270	MCS0	Full RU	-
Mode 170	U-NII-2A	5.25-5.35	9	802.11ax HE40	62	5310	MCS0	Full RU	-
Mode 171	U-NII-2C	5.47-5.725	9	802.11ax HE40	102	5510	MCS0	Full RU	-
Mode 172	U-NII-2C	5.47-5.725	9	802.11ax HE40	134	5670	MCS0	Full RU	-
Mode 173	U-NII-1	5.15-5.25	9	802.11ax HE80	42	5210	MCS0	Full RU	-
Mode 174	U-NII-2A	5.25-5.35	9	802.11ax HE80	58	5290	MCS0	Full RU	-
Mode 175	U-NII-2C	5.47-5.725	9	802.11ax HE80	106	5530	MCS0	Full RU	-
Mode 176	U-NII-2C	5.47-5.725	9	802.11ax HE80	122	5610	MCS0	Full RU	-
Mode 177	U-NII-2A	5.25-5.35	9	802.11ax HE160	50	5250	MCS0	Full RU	-
Mode 178	U-NII-2C	5.47-5.725	9	802.11ax HE160	114	5570	MCS0	Full RU	-
Mode 183	U-NII-3	5.725-5.85	9	802.11a	149	5745	6Mbps	-	-
Mode 184	U-NII-3	5.725-5.85	9	802.11a	157	5785	6Mbps	-	-
Mode 185	U-NII-3	5.725-5.85	9	802.11a	165	5825	6Mbps	-	-
Mode 186	U-NII-3	5.725-5.85	9	802.11n HT20	149	5745	MCS0	-	-
Mode 187	U-NII-3	5.725-5.85	9	802.11n HT20	157	5785	MCS0	-	-
Mode 188	U-NII-3	5.725-5.85	9	802.11n HT20	165	5825	MCS0	-	-
Mode 189	U-NII-3	5.725-5.85	9	802.11n HT40	151	5755	MCS0	-	-
Mode 190	U-NII-3	5.725-5.85	9	802.11n HT40	159	5795	MCS0	-	-
Mode 191	U-NII-3	5.725-5.85	9	802.11ac VHT80	155	5775	MCS0	-	-
Mode 192	U-NII-3	5.725-5.85	9	802.11ax HE20	149	5745	MCS0	Full RU	-
Mode 193	U-NII-3	5.725-5.85	9	802.11ax HE20	157	5785	MCS0	Full RU	-
Mode 194	U-NII-3	5.725-5.85	9	802.11ax HE20	165	5825	MCS0	Full RU	-
Mode 195	U-NII-3	5.725-5.85	9	802.11ax HE40	151	5755	MCS0	Full RU	-
Mode 196	U-NII-3	5.725-5.85	9	802.11ax HE40	159	5795	MCS0	Full RU	-
Mode 197	U-NII-3	5.725-5.85	9	802.11ax HE80	155	5775	MCS0	Full RU	-

Summary of each worse mode

Mode	Modulation	Ch.	Freq. (MHz)	Level (dBuV/m)	Limit (dBuV/m)	Margin (dB)	Pol.	Peak Avg.	Result	Remark
128	802.11a	36	5149.76	48.22	54.00	-5.78	H	AVERAGE	Pass	Band Edge
128	802.11a	36	10360.00	54.92	68.30	-13.38	V	Peak	Pass	Harmonic
129	802.11a	44	-	-	-	-	-	-	-	Band Edge
129	802.11a	44	10440.00	53.41	68.30	-14.89	V	Peak	Pass	Harmonic
130	802.11a	48	-	-	-	-	-	-	-	Band Edge
130	802.11a	48	10480.00	52.94	68.30	-15.36	V	Peak	Pass	Harmonic
131	802.11a	52	-	-	-	-	-	-	-	Band Edge
131	802.11a	52	10520.00	51.99	68.30	-16.31	V	Peak	Pass	Harmonic
132	802.11a	60	-	-	-	-	-	-	-	Band Edge
132	802.11a	60	10600.00	41.57	54.00	-12.43	V	Average	Pass	Harmonic
133	802.11a	64	-	-	-	-	-	-	-	Band Edge
133	802.11a	64	10640.00	42.48	54.00	-11.52	V	Average	Pass	Harmonic
134	802.11a	100	-	-	-	-	-	-	-	Band Edge
134	802.11a	100	16500.00	47.90	68.30	-20.40	H	Peak	Pass	Harmonic
135	802.11a	116	-	-	-	-	-	-	-	Band Edge
135	802.11a	116	16740.00	47.45	68.30	-20.85	H	Peak	Pass	Harmonic
136	802.11a	140	5727.76	54.41	68.30	-13.89	H	PEAK	Pass	Band Edge
136	802.11a	140	17100.00	47.99	68.30	-20.31	V	Peak	Pass	Harmonic
137	802.11n HT20	36	5149.94	48.52	54.00	-5.48	H	AVERAGE	Pass	Band Edge
137	802.11n HT20	36	10360.00	56.75	68.30	-11.55	V	Peak	Pass	Harmonic
138	802.11n HT20	44	-	-	-	-	-	-	-	Band Edge
138	802.11n HT20	44	10440.00	54.35	68.30	-13.95	V	Peak	Pass	Harmonic
139	802.11n HT20	48	-	-	-	-	-	-	-	Band Edge
139	802.11n HT20	48	10480.00	54.22	68.30	-14.08	V	Peak	Pass	Harmonic
140	802.11n HT20	52	-	-	-	-	-	-	-	Band Edge
140	802.11n HT20	52	10520.00	52.97	68.30	-15.33	V	Peak	Pass	Harmonic
141	802.11n HT20	60	-	-	-	-	-	-	-	Band Edge
141	802.11n HT20	60	10600.00	41.44	54.00	-12.56	V	Average	Pass	Harmonic
142	802.11n HT20	64	5350.38	48.27	54.00	-5.73	H	AVERAGE	Pass	Band Edge
142	802.11n HT20	64	10640.00	42.79	54.00	-11.21	V	Average	Pass	Harmonic
143	802.11n HT20	100	5459.80	43.84	54.00	-10.16	V	AVERAGE	Pass	Band Edge
143	802.11n HT20	100	16500.00	47.88	68.30	-20.42	V	Peak	Pass	Harmonic
144	802.11n HT20	116	-	-	-	-	-	-	-	Band Edge
144	802.11n HT20	116	16740.00	47.98	68.30	-20.32	V	Peak	Pass	Harmonic
145	802.11n HT20	140	5727.11	55.36	68.30	-12.94	V	PEAK	Pass	Band Edge
145	802.11n HT20	140	17100.00	47.94	68.30	-20.36	V	Peak	Pass	Harmonic
146	802.11n HT40	38	5144.97	48.90	54.00	-5.10	H	AVERAGE	Pass	Band Edge
146	802.11n HT40	38	-	-	-	-	-	-	-	Harmonic
147	802.11n HT40	46	5149.73	45.08	54.00	-8.92	H	AVERAGE	Pass	Band Edge
147	802.11n HT40	46	-	-	-	-	-	-	-	Harmonic
148	802.11n HT40	54	5383.43	43.68	54.00	-10.32	V	AVERAGE	Pass	Band Edge
148	802.11n HT40	54	-	-	-	-	-	-	-	Harmonic
149	802.11n HT40	62	5354.85	47.71	54.00	-6.29	H	AVERAGE	Pass	Band Edge
149	802.11n HT40	62	-	-	-	-	-	-	-	Harmonic

Mode	Modulation	Ch.	Freq. (MHz)	Level (dBuV/m)	Limit (dBuV/m)	Margin (dB)	Pol.	Peak Avg.	Result	Remark
150	802.11n HT40	102	5457.52	44.36	54.00	-9.64	H	AVERAGE	Pass	Band Edge
150	802.11n HT40	102	-	-	-	-	-	-	-	Harmonic
151	802.11n HT40	134	5395.44	42.18	54.00	-11.82	H	AVERAGE	Pass	Band Edge
151	802.11n HT40	134	-	-	-	-	-	-	-	Harmonic
152	802.11ac VHT80	42	5149.94	48.47	54.00	-5.53	H	AVERAGE	Pass	Band Edge
152	802.11ac VHT80	42	-	-	-	-	-	-	-	Harmonic
153	802.11ac VHT80	58	5350.01	47.42	54.00	-6.58	H	AVERAGE	Pass	Band Edge
153	802.11ac VHT80	58	-	-	-	-	-	-	-	Harmonic
154	802.11ac VHT80	106	5456.56	47.51	54.00	-6.49	H	AVERAGE	Pass	Band Edge
154	802.11ac VHT80	106	-	-	-	-	-	-	-	Harmonic
155	802.11ac VHT80	122	5451.66	42.32	54.00	-11.68	V	AVERAGE	Pass	Band Edge
155	802.11ac VHT80	122	-	-	-	-	-	-	-	Harmonic
156	802.11ac VHT160	50	5112.50	48.07	54.00	-5.93	H	AVERAGE	Pass	Band Edge
156	802.11ac VHT160	50	-	-	-	-	-	-	-	Harmonic
157	802.11ac VHT160	114	5437.34	46.50	54.00	-7.50	H	AVERAGE	Pass	Band Edge
157	802.11ac VHT160	114	-	-	-	-	-	-	-	Harmonic
158	802.11ax HE20	36	5149.94	47.29	54.00	-6.71	H	AVERAGE	Pass	Band Edge
158	802.11ax HE20	36	10360.00	56.03	68.30	-12.27	V	Peak	Pass	Harmonic
159	802.11ax HE20	44	-	-	-	-	-	-	-	Band Edge
159	802.11ax HE20	44	10440.00	52.93	68.30	-15.37	V	Peak	Pass	Harmonic
160	802.11ax HE20	48	-	-	-	-	-	-	-	Band Edge
160	802.11ax HE20	48	10480.00	53.64	68.30	-14.66	V	Peak	Pass	Harmonic
161	802.11ax HE20	52	-	-	-	-	-	-	-	Band Edge
161	802.11ax HE20	52	10520.00	52.08	68.30	-16.22	V	Peak	Pass	Harmonic
162	802.11ax HE20	60	-	-	-	-	-	-	-	Band Edge
162	802.11ax HE20	60	10600.00	42.17	54.00	-11.83	V	Average	Pass	Harmonic
163	802.11ax HE20	64	5350.24	46.16	54.00	-7.84	V	AVERAGE	Pass	Band Edge
163	802.11ax HE20	64	10640.00	42.37	54.00	-11.63	V	Average	Pass	Harmonic
164	802.11ax HE20	100	5459.80	46.37	54.00	-7.63	V	AVERAGE	Pass	Band Edge
164	802.11ax HE20	100	16500.00	47.71	68.30	-20.59	V	Peak	Pass	Harmonic
165	802.11ax HE20	116	-	-	-	-	-	-	-	Band Edge
165	802.11ax HE20	116	16740.00	47.42	68.30	-20.88	H	Peak	Pass	Harmonic

Mode	Modulation	Ch.	Freq. (MHz)	Level (dBuV/m)	Limit (dBuV/m)	Margin (dB)	Pol.	Peak Avg.	Result	Remark
166	802.11ax HE20	140	5725.87	58.50	68.30	-9.80	V	PEAK	Pass	Band Edge
166	802.11ax HE20	140	17100.00	47.99	68.30	-20.31	V	Peak	Pass	Harmonic
167	802.11ax HE40	38	5146.11	48.45	54.00	-5.55	H	AVERAGE	Pass	Band Edge
167	802.11ax HE40	38	-	-	-	-	-	-	-	Harmonic
168	802.11ax HE40	46	5148.81	44.46	54.00	-9.54	H	AVERAGE	Pass	Band Edge
168	802.11ax HE40	46	-	-	-	-	-	-	-	Harmonic
169	802.11ax HE40	54	5148.77	43.82	54.00	-10.18	H	AVERAGE	Pass	Band Edge
169	802.11ax HE40	54	-	-	-	-	-	-	-	Harmonic
170	802.11ax HE40	62	5352.30	47.78	54.00	-6.22	V	AVERAGE	Pass	Band Edge
170	802.11ax HE40	62	-	-	-	-	-	-	-	Harmonic
171	802.11ax HE40	102	5470.00	62.83	68.30	-5.47	V	PEAK	Pass	Band Edge
171	802.11ax HE40	102	-	-	-	-	-	-	-	Harmonic
172	802.11ax HE40	134	5378.80	42.33	54.00	-11.67	V	AVERAGE	Pass	Band Edge
172	802.11ax HE40	134	-	-	-	-	-	-	-	Harmonic
173	802.11ax HE80	42	5149.94	48.79	54.00	-5.21	V	AVERAGE	Pass	Band Edge
173	802.11ax HE80	42	-	-	-	-	-	-	-	Harmonic
174	802.11ax HE80	58	5350.86	47.51	54.00	-6.49	H	AVERAGE	Pass	Band Edge
174	802.11ax HE80	58	-	-	-	-	-	-	-	Harmonic
175	802.11ax HE80	106	5459.98	48.13	54.00	-5.87	V	AVERAGE	Pass	Band Edge
175	802.11ax HE80	106	-	-	-	-	-	-	-	Harmonic
176	802.11ax HE80	122	5355.46	42.74	54.00	-11.26	H	AVERAGE	Pass	Band Edge
176	802.11ax HE80	122	-	-	-	-	-	-	-	Harmonic
177	802.11ax HE160	50	5123.50	46.65	54.00	-7.35	H	AVERAGE	Pass	Band Edge
177	802.11ax HE160	50	10500.00	48.53	68.30	-19.77	H	Peak	Pass	Harmonic
178	802.11ax HE160	114	5432.50	47.92	54.00	-6.08	H	AVERAGE	Pass	Band Edge
178	802.11ax HE160	114	16710.00	47.00	68.30	-21.30	V	Peak	Pass	Harmonic
183	802.11a	149	5632.63	53.04	68.30	-15.26	V	PEAK	Pass	Band Edge
183	802.11a	149	17235.00	48.87	68.30	-19.43	H	Peak	Pass	Harmonic
184	802.11a	157	-	-	-	-	-	-	-	Band Edge
184	802.11a	157	17355.00	48.76	68.30	-19.54	H	Peak	Pass	Harmonic
185	802.11a	165	5925.38	53.04	68.30	-15.26	V	PEAK	Pass	Band Edge
185	802.11a	165	17475.00	48.30	68.30	-20.00	V	Peak	Pass	Harmonic
186	802.11n HT20	149	5627.70	53.83	68.30	-14.47	H	PEAK	Pass	Band Edge

Mode	Modulation	Ch.	Freq. (MHz)	Level (dBuV/m)	Limit (dBuV/m)	Margin (dB)	Pol.	Peak Avg.	Result	Remark
186	802.11n HT20	149	17235.00	48.51	68.30	-19.79	V	Peak	Pass	Harmonic
187	802.11n HT20	157	-	-	-	-	-	-	-	Band Edge
187	802.11n HT20	157	17355.00	48.16	68.30	-20.14	V	Peak	Pass	Harmonic
188	802.11n HT20	165	5948.38	53.23	68.30	-15.07	H	PEAK	Pass	Band Edge
188	802.11n HT20	165	17475.00	48.52	68.30	-19.78	H	Peak	Pass	Harmonic
189	802.11n HT40	151	5626.66	54.28	68.30	-14.02	H	PEAK	Pass	Band Edge
189	802.11n HT40	151	-	-	-	-	-	-	-	Harmonic
190	802.11n HT40	159	5626.52	53.58	68.30	-14.72	H	PEAK	Pass	Band Edge
190	802.11n HT40	159	-	-	-	-	-	-	-	Harmonic
191	802.11ac VHT80	155	5643.93	56.72	68.30	-11.58	H	PEAK	Pass	Band Edge
191	802.11ac VHT80	155	-	-	-	-	-	-	-	Harmonic
192	802.11ax HE20	149	5633.93	53.38	68.30	-14.92	H	PEAK	Pass	Band Edge
192	802.11ax HE20	149	17235.00	48.50	68.30	-19.80	V	Peak	Pass	Harmonic
193	802.11ax HE20	157	-	-	-	-	-	-	-	Band Edge
193	802.11ax HE20	157	17355.00	48.48	68.30	-19.82	V	Peak	Pass	Harmonic
194	802.11ax HE20	165	5934.75	53.07	68.30	-15.23	V	PEAK	Pass	Band Edge
194	802.11ax HE20	165	17475.00	48.99	68.30	-19.31	V	Peak	Pass	Harmonic
195	802.11ax HE40	151	5926.41	53.73	68.30	-14.57	H	PEAK	Pass	Band Edge
195	802.11ax HE40	151	-	-	-	-	-	-	-	Harmonic
196	802.11ax HE40	159	5949.07	53.94	68.30	-14.36	V	PEAK	Pass	Band Edge
196	802.11ax HE40	159	-	-	-	-	-	-	-	Harmonic
197	802.11ax HE80	155	5647.95	53.88	68.30	-14.42	V	PEAK	Pass	Band Edge
197	802.11ax HE80	155	-	-	-	-	-	-	-	Harmonic

Mode	128	
	Band Edge	
	U-NII-1_5.15-5.25_802.11a_CH36_5180MHz	
ANT	9	
Pol.	Horizontal	Fundamental
Peak	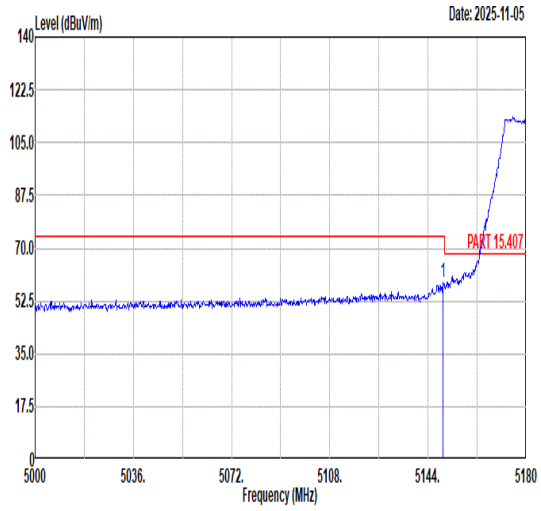 Freq Level Limit Line Margin (dB) Read Level Ant Factor Cable Loss Preamp Factor APos TPos Remark MHz dBuV/m dBuV/m dBuV dB/m dB dB cm deg 1 5149.58 58.62 74.00 -15.38 44.88 35.86 10.51 32.63 198 59 PEAK	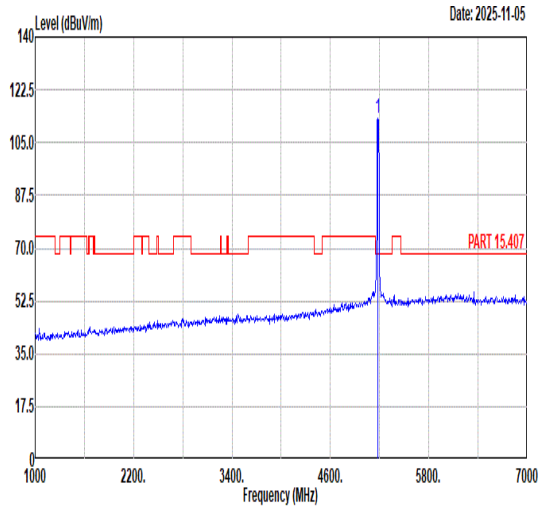 Freq Level Limit Line Margin (dB) Read Level Ant Factor Cable Loss Preamp Factor APos TPos Remark MHz dBuV/m dBuV/m dBuV dB/m dB dB cm deg 1 5180.00 112.92 ------ ------ 99.25 35.87 10.44 32.64 198 59 PEAK
Avg	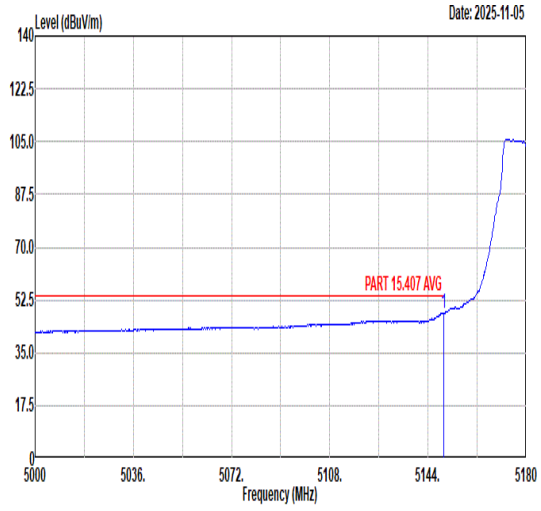 Freq Level Limit Line Margin (dB) Read Level Ant Factor Cable Loss Preamp Factor APos TPos Remark MHz dBuV/m dBuV/m dBuV dB/m dB dB cm deg 1 5149.76 48.22 54.00 -5.78 34.48 35.86 10.51 32.63 198 59 AVERAGE	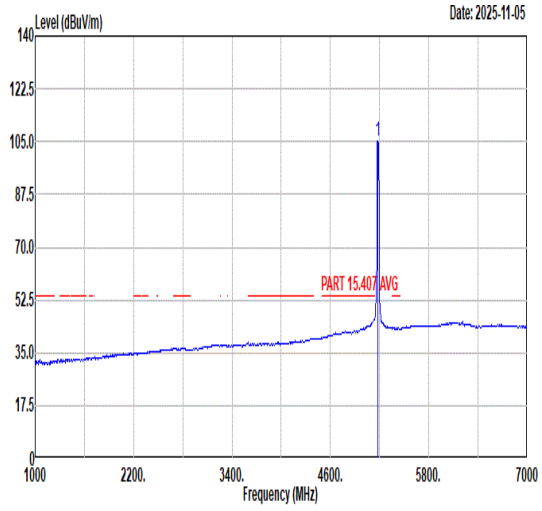 Freq Level Limit Line Margin (dB) Read Level Ant Factor Cable Loss Preamp Factor APos TPos Remark MHz dBuV/m dBuV/m dBuV dB/m dB dB cm deg 1 5180.00 105.27 ------ ------ 91.56 35.87 10.47 32.63 198 59 AVERAGE

Mode	128	
	Band Edge	
	U-NII-1_5.15-5.25_802.11a_CH36_5180MHz	
ANT	9	
Pol.	Vertical	Fundamental
Peak	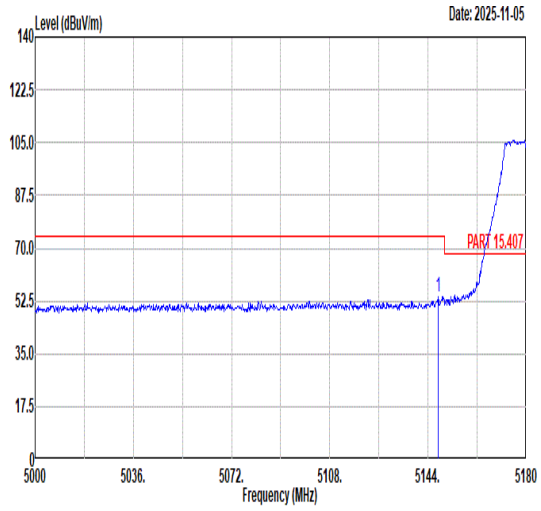 Freq Level Limit Line Margin (dB) Read Level Ant Factor Cable Loss Preamp Factor APos TPos Remark MHz dBuV/m dBuV/m dBuV dB/m dB dB cm deg 1 5147.78 54.14 74.00 -19.86 40.39 35.86 10.52 32.63 252 67 PEAK	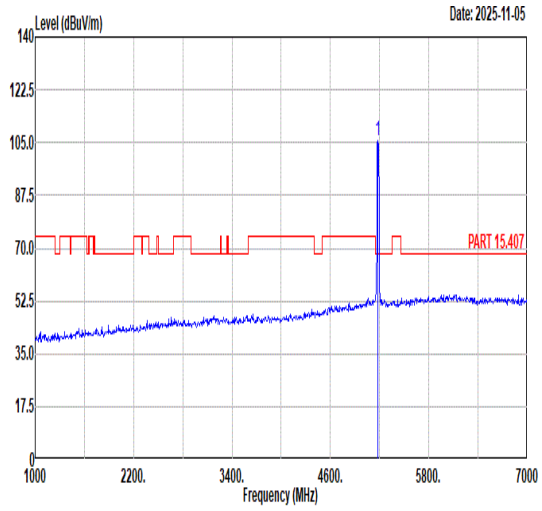 Freq Level Limit Line Margin (dB) Read Level Ant Factor Cable Loss Preamp Factor APos TPos Remark MHz dBuV/m dBuV/m dBuV dB/m dB dB cm deg 1 5180.00 105.87 ------ ------ 92.18 35.87 10.46 32.64 252 67 PEAK
Avg	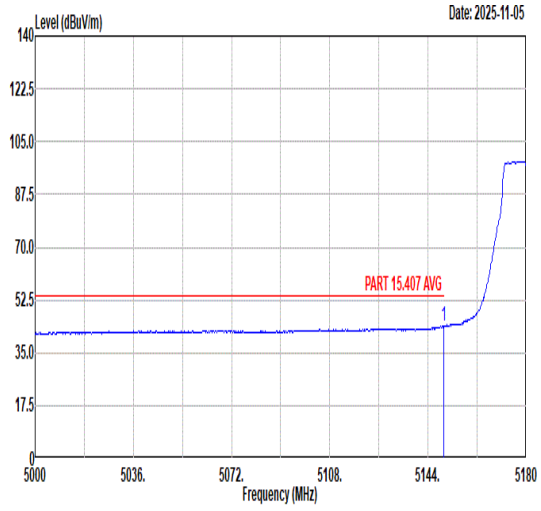 Freq Level Limit Line Margin (dB) Read Level Ant Factor Cable Loss Preamp Factor APos TPos Remark MHz dBuV/m dBuV/m dBuV dB/m dB dB cm deg 1 5149.76 43.78 54.00 -10.22 30.04 35.86 10.51 32.63 252 67 AVERAGE	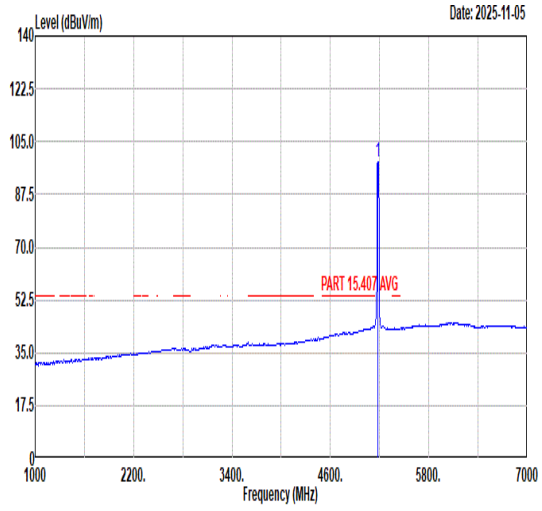 Freq Level Limit Line Margin (dB) Read Level Ant Factor Cable Loss Preamp Factor APos TPos Remark MHz dBuV/m dBuV/m dBuV dB/m dB dB cm deg 1 5180.00 98.36 ------ ------ 84.69 35.87 10.44 32.64 252 67 AVERAGE

Mode	128	
	Harmonic	
	U-NII-1_5.15-5.25_802.11a_CH36_5180MHz	
ANT	9	
Pol.	Horizontal	Vertical
Peak Avg	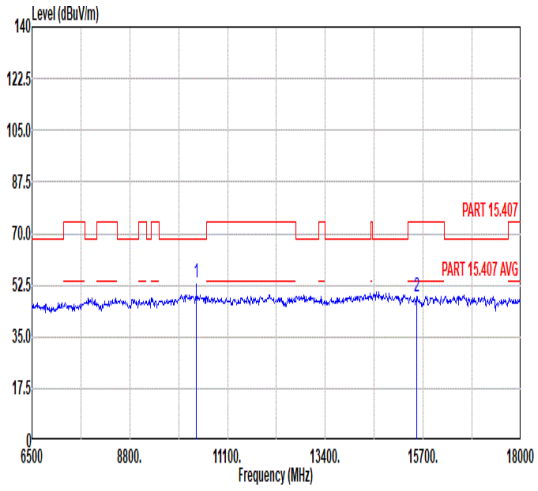 Freq Level Limit Line Margin Read Level Ant Factor Cable Loss Preamp Factor APos TPos Remark MHz dBuV/m dBuV/m dB dBuV dB/m dB dB cm deg 1 10360.00 53.19 68.30 -15.11 52.13 37.90 14.59 51.43 180 347 Peak 2 15540.00 48.65 74.00 -25.35 42.88 40.79 17.17 52.19 --- --- Peak	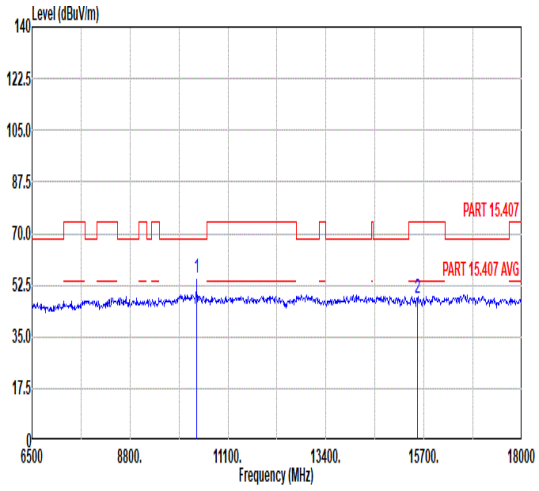 Freq Level Limit Line Margin Read Level Ant Factor Cable Loss Preamp Factor APos TPos Remark MHz dBuV/m dBuV/m dB dBuV dB/m dB dB cm deg 1 10360.00 54.92 68.30 -13.38 53.86 37.90 14.59 51.43 180 303 Peak 2 15540.00 47.82 74.00 -26.18 42.05 40.79 17.17 52.19 --- --- Peak

Mode	129	
	Harmonic	
	U-NII-1_5.15-5.25_802.11a_CH44_5220MHz	
ANT	9	
Pol.	Horizontal	Vertical
Peak Avg	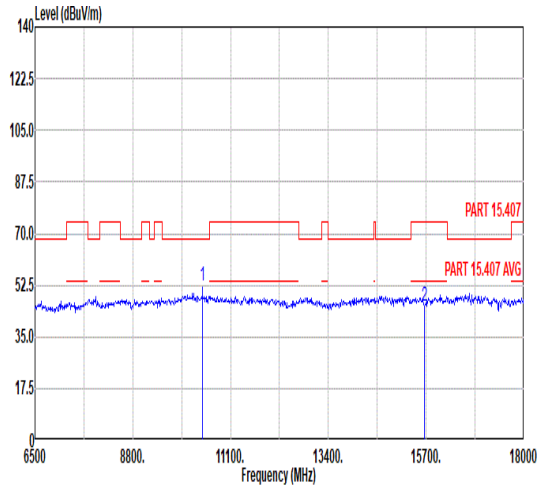 Freq Level Limit Line Margin Read Level Ant Factor Cable Loss Preamp Factor APos TPos Remark MHz dBuV/m dBuV/m dB dBuV dB/m dB dB cm deg 1 10440.00 52.34 68.30 -15.96 51.26 37.90 14.59 51.41 175 350 Peak 2 15660.00 45.63 74.00 -28.37 40.00 40.89 17.19 52.45 --- --- Peak	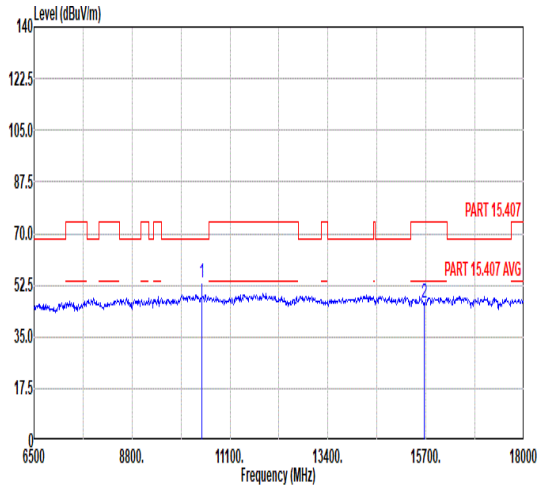 Freq Level Limit Line Margin Read Level Ant Factor Cable Loss Preamp Factor APos TPos Remark MHz dBuV/m dBuV/m dB dBuV dB/m dB dB cm deg 1 10440.00 53.41 68.30 -14.89 52.33 37.90 14.59 51.41 188 303 Peak 2 15660.00 46.29 74.00 -27.71 40.66 40.89 17.19 52.45 --- --- Peak

Mode	130	
	Harmonic	
	U-NII-1_5.15-5.25_802.11a_CH48_5240MHz	
ANT	9	
Pol.	Horizontal	Vertical
Peak Avg	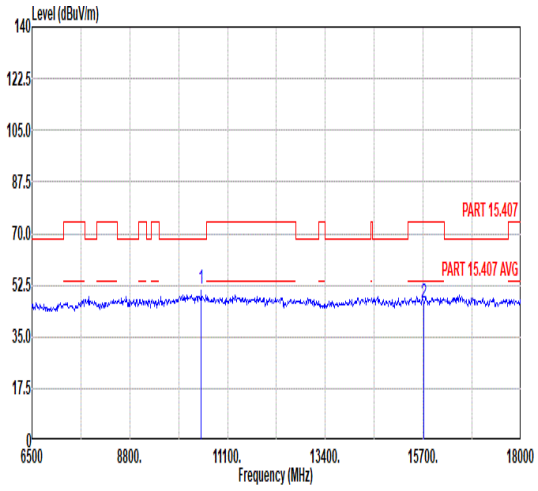 Freq Level Limit Line Margin Read Level Ant Factor Cable Loss Preamp Factor APos TPos Remark MHz dBuV/m dBuV/m dB dBuV dB/m dB dB cm deg 1 10480.00 51.46 68.30 -16.84 50.37 37.90 14.59 51.40 170 348 Peak 2 15720.00 46.53 74.00 -27.47 40.97 40.95 17.19 52.58 --- --- Peak	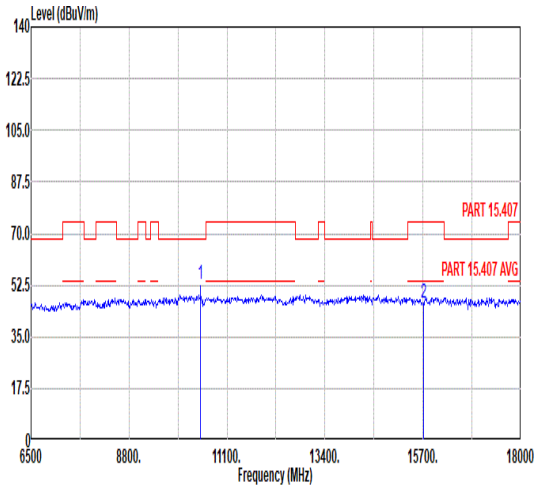 Freq Level Limit Line Margin Read Level Ant Factor Cable Loss Preamp Factor APos TPos Remark MHz dBuV/m dBuV/m dB dBuV dB/m dB dB cm deg 1 10480.00 52.94 68.30 -15.36 51.85 37.90 14.59 51.40 190 302 Peak 2 15720.00 46.54 74.00 -27.46 40.98 40.95 17.19 52.58 --- --- Peak

Mode	131	
	Harmonic	
	U-NII-2A_5.25-5.35_802.11a_CH52_5280MHz	
ANT	9	
Pol.	Horizontal	Vertical
Peak Avg	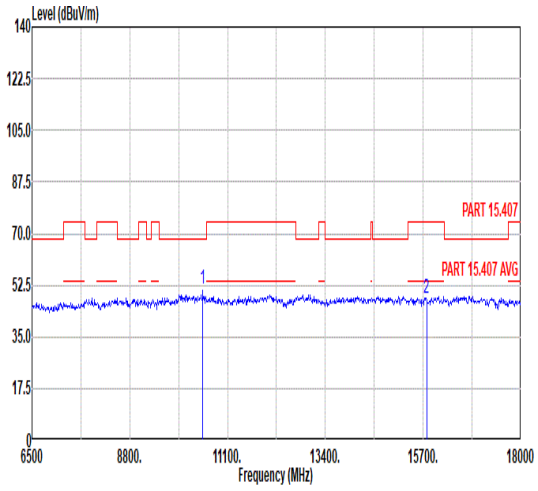 Freq Level Limit Line Margin Read Level Ant Factor Cable Loss Preamp Factor APos TPos Remark MHz dBuV/m dBuV/m dB dBuV dB/m dB dB cm deg 1 10520.00 50.99 68.30 -17.31 49.87 37.90 14.60 51.38 165 351 Peak 2 15780.00 47.85 74.00 -26.15 42.37 41.00 17.20 52.72 --- --- Peak	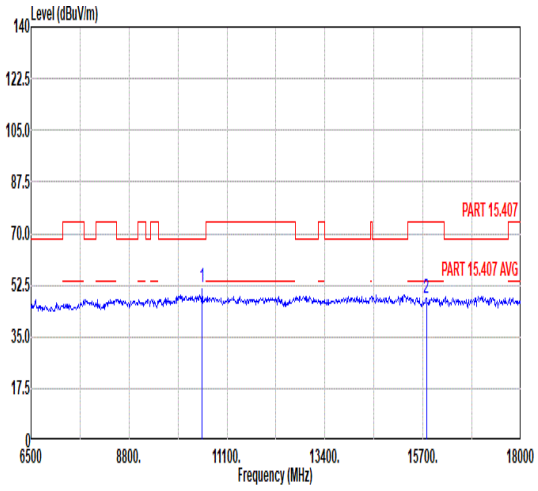 Freq Level Limit Line Margin Read Level Ant Factor Cable Loss Preamp Factor APos TPos Remark MHz dBuV/m dBuV/m dB dBuV dB/m dB dB cm deg 1 10520.00 51.99 68.30 -16.31 50.87 37.90 14.60 51.38 188 305 Peak 2 15780.00 47.91 74.00 -26.09 42.43 41.00 17.20 52.72 --- --- Peak

Mode	132	
	Harmonic	
	U-NII-2A_5.25-5.35_802.11a_CH60_5300MHz	
ANT	9	
Pol.	Horizontal	Vertical
Peak Avg	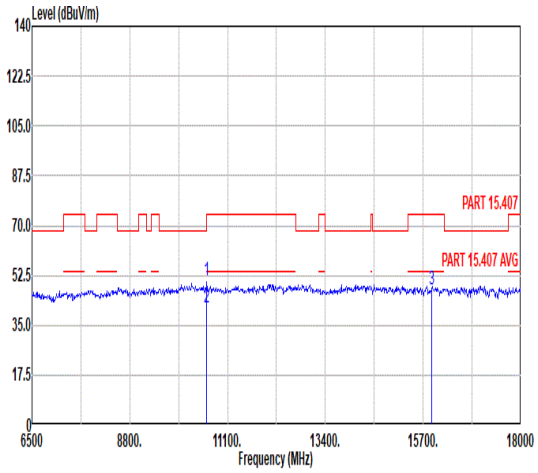 Freq Level Limit Line Margin Read Level Ant Factor Cable Loss Preamp Factor APos TPos Remark MHz dBuV/m dBuV/m dB dBuV dB/m dB dB cm deg 1 10600.00 50.86 74.00 -23.14 49.66 37.90 14.60 51.30 187 311 Peak 2 10600.00 41.05 54.00 -12.95 39.85 37.90 14.60 51.30 187 311 Average 3 15900.00 47.67 74.00 -26.33 42.32 41.11 17.22 52.98 --- --- Peak	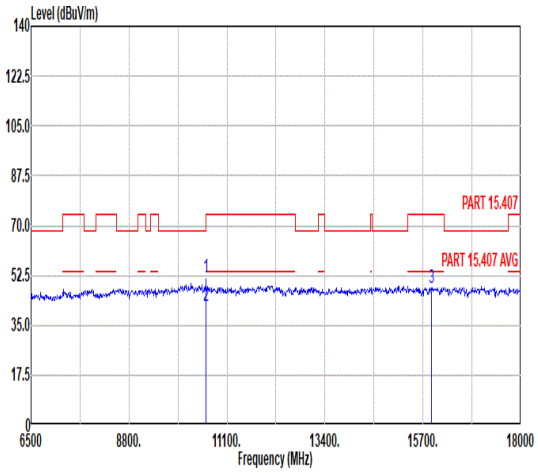 Freq Level Limit Line Margin Read Level Ant Factor Cable Loss Preamp Factor APos TPos Remark MHz dBuV/m dBuV/m dB dBuV dB/m dB dB cm deg 1 10600.00 51.75 74.00 -22.25 50.55 37.90 14.60 51.30 182 303 Peak 2 10600.00 41.57 54.00 -12.43 40.37 37.90 14.60 51.30 182 303 Average 3 15900.00 47.89 74.00 -26.11 42.54 41.11 17.22 52.98 --- --- Peak

Mode	133	
	Harmonic	
	U-NII-2A_5.25-5.35_802.11a_CH64_5320MHz	
ANT	9	
Pol.	Horizontal	Vertical
Peak Avg	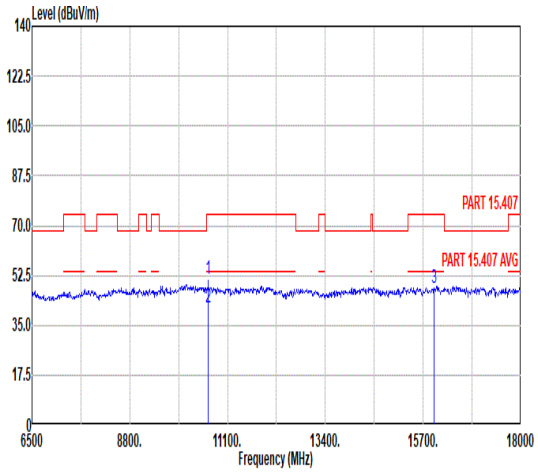 Freq Level Limit Line Margin Read Level Ant Factor Cable Loss Preamp Factor APos TPos Remark MHz dBuV/m dBuV/m dB dBuV dB/m dB dB cm deg 1 10640.00 51.37 74.00 -22.63 50.13 37.90 14.60 51.26 180 350 Peak 2 10640.00 41.37 54.00 -12.63 40.13 37.90 14.60 51.26 180 350 Average 3 15960.00 47.91 74.00 -26.09 42.63 41.16 17.23 53.11 --- --- Peak	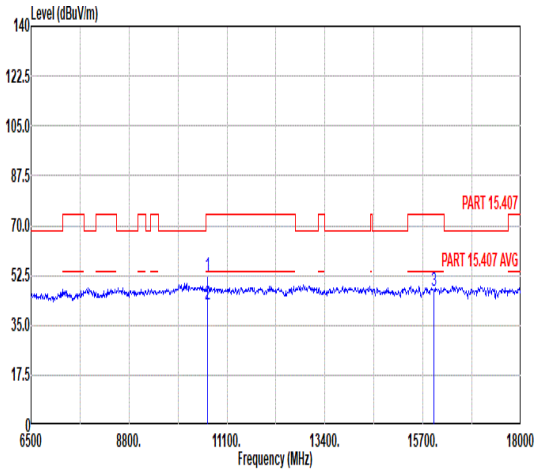 Freq Level Limit Line Margin Read Level Ant Factor Cable Loss Preamp Factor APos TPos Remark MHz dBuV/m dBuV/m dB dBuV dB/m dB dB cm deg 1 10640.00 52.10 74.00 -21.90 50.86 37.90 14.60 51.26 312 46 Peak 2 10640.00 42.48 54.00 -11.52 41.24 37.90 14.60 51.26 312 46 Average 3 15960.00 47.11 74.00 -26.89 41.83 41.16 17.23 53.11 --- --- Peak

Mode	134	
	Harmonic	
	U-NII-2C_5.47-5.725_802.11a_CH100_5500MHz	
ANT	9	
Pol.	Horizontal	Vertical
Peak Avg	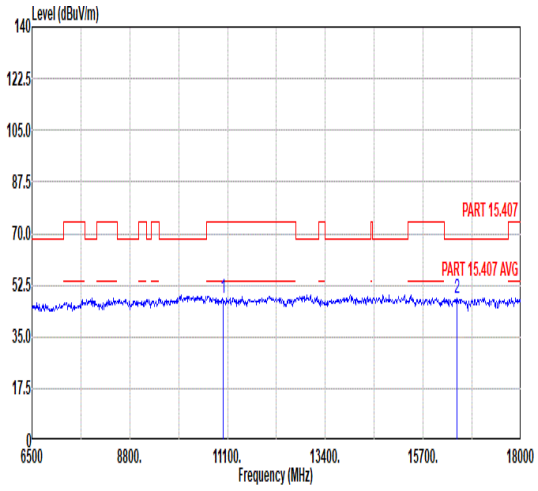 Freq Level Limit Line Margin Read Level Ant Factor Cable Loss Preamp Factor APos TPos Remark MHz dBuV/m dBuV/m dB dBuV dB/m dB dB cm deg 1 11000.00 47.87 74.00 -26.13 46.25 37.90 14.62 50.90 --- --- Peak 2 16500.00 47.90 68.30 -20.40 41.34 42.00 17.66 53.10 --- --- Peak	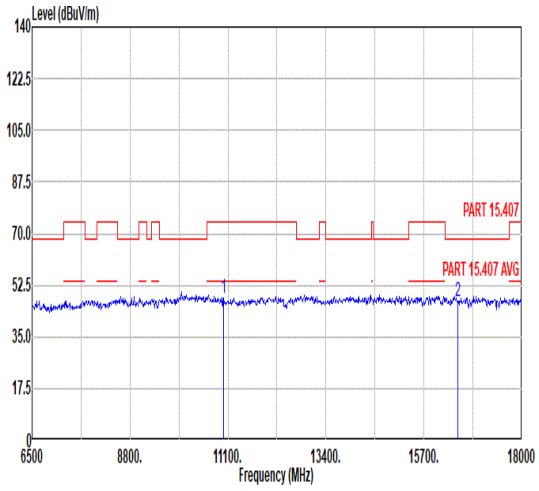 Freq Level Limit Line Margin Read Level Ant Factor Cable Loss Preamp Factor APos TPos Remark MHz dBuV/m dBuV/m dB dBuV dB/m dB dB cm deg 1 11000.00 47.98 74.00 -26.02 46.36 37.90 14.62 50.90 --- --- Peak 2 16500.00 46.97 68.30 -21.33 40.41 42.00 17.66 53.10 --- --- Peak

Mode	135	
	Harmonic	
	U-NII-2C_5.47-5.725_802.11a_CH116_5580MHz	
ANT	9	
Pol.	Horizontal	Vertical
Peak Avg	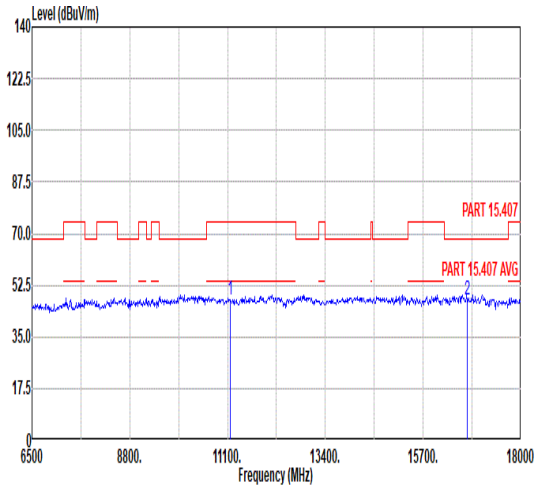 Freq Level Limit Line Margin Read Level Ant Factor Cable Loss Preamp Factor APos TPos Remark MHz dBuV/m dBuV/m dB dBuV dB/m dB dB cm deg 1 11160.00 47.65 74.00 -26.35 45.63 38.01 14.72 50.71 --- --- Peak 2 16740.00 47.45 68.30 -20.85 40.01 42.38 17.87 52.81 --- --- Peak	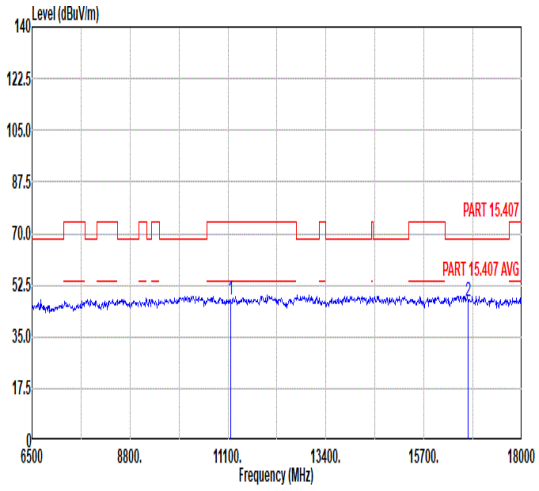 Freq Level Limit Line Margin Read Level Ant Factor Cable Loss Preamp Factor APos TPos Remark MHz dBuV/m dBuV/m dB dBuV dB/m dB dB cm deg 1 11160.00 47.73 74.00 -26.27 45.71 38.01 14.72 50.71 --- --- Peak 2 16740.00 47.18 68.30 -21.12 39.74 42.38 17.87 52.81 --- --- Peak

Mode	136	
	Band Edge	
	U-NII-2C_5.47-5.725_802.11a_CH140_5700MHz	
ANT	9	
Pol.	Horizontal	Fundamental
Peak	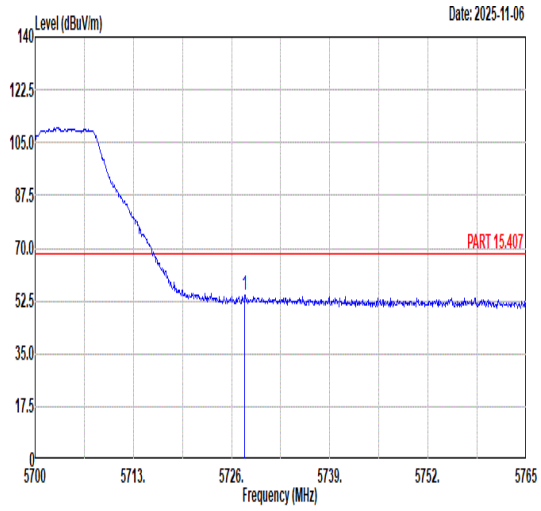 Freq Level Limit Line Margin (dB) Read Level Ant Factor Cable Loss Preamp Factor APos TPos Remark MHz dBuV/m dBuV/m dBuV dB/m dB dB cm deg 1 5727.76 54.41 68.30 -13.89 39.97 36.36 10.87 32.79 100 296 PEAK	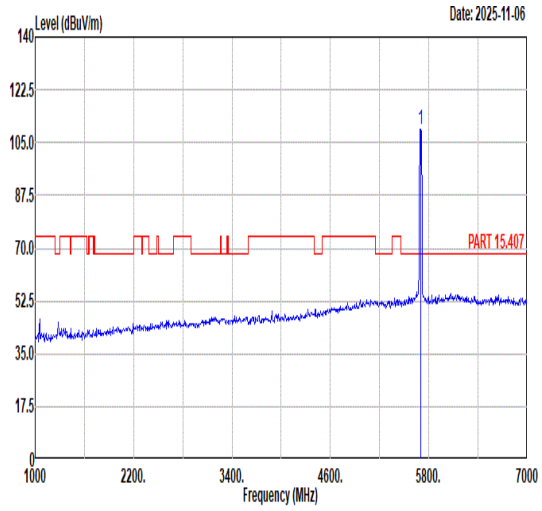 Freq Level Limit Line Margin (dB) Read Level Ant Factor Cable Loss Preamp Factor APos TPos Remark MHz dBuV/m dBuV/m dBuV dB/m dB dB cm deg 1 5700.00 109.58 ------ ------ 95.15 36.31 10.90 32.78 100 296 PEAK
Avg	Blank	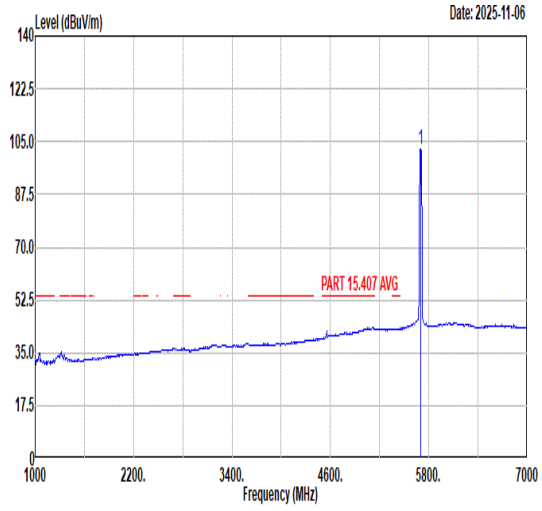 Freq Level Limit Line Margin (dB) Read Level Ant Factor Cable Loss Preamp Factor APos TPos Remark MHz dBuV/m dBuV/m dBuV dB/m dB dB cm deg 1 5700.00 102.36 ------ ------ 87.93 36.31 10.90 32.78 100 296 AVERAGE

Mode	136	
	Band Edge	
	U-NII-2C_5.47-5.725_802.11a_CH140_5700MHz	
ANT	9	
Pol.	Vertical	Fundamental
Peak	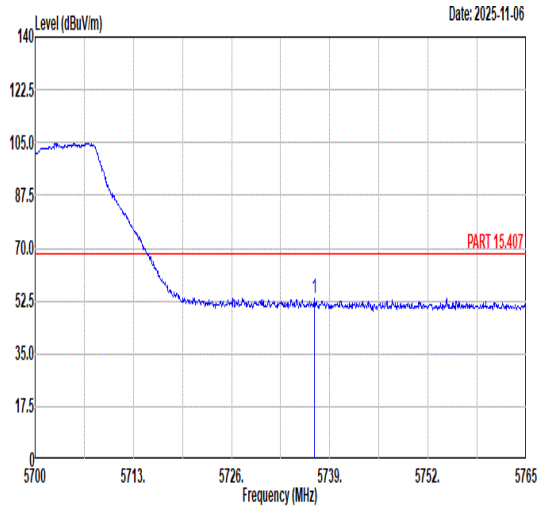 Freq Level Limit Line Margin (dB) Read Level Ant Factor Cable Loss Preamp Factor APos TPos Remark MHz dBuV/m dBuV/m dBuV dB/m dB dB cm deg 1 5736.99 53.54 68.30 -14.76 39.09 36.38 10.86 32.79 364 124 PEAK	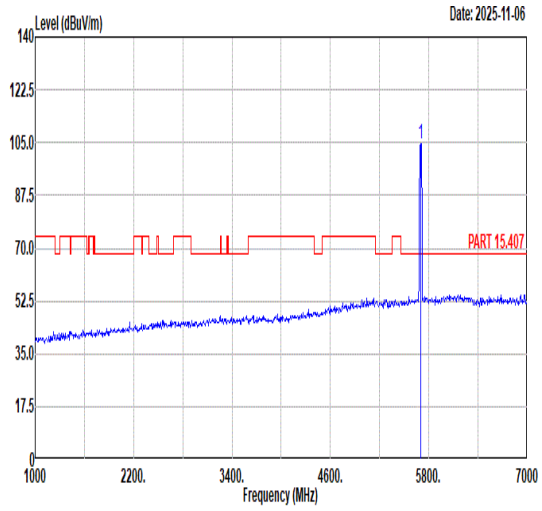 Freq Level Limit Line Margin (dB) Read Level Ant Factor Cable Loss Preamp Factor APos TPos Remark MHz dBuV/m dBuV/m dBuV dB/m dB dB cm deg 1 5700.00 104.67 ------ ------ 90.22 36.34 10.89 32.78 364 124 PEAK
Avg	Blank	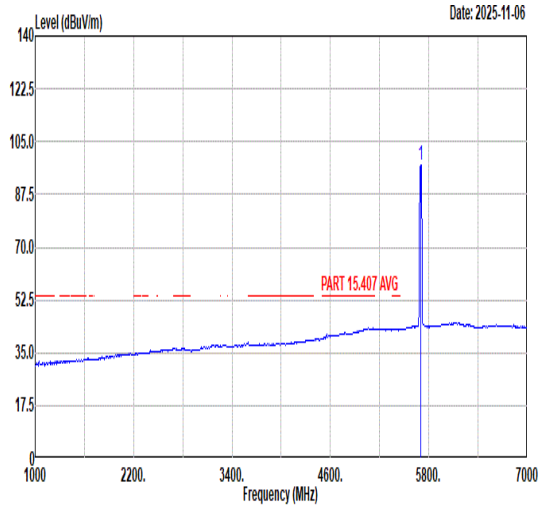 Freq Level Limit Line Margin (dB) Read Level Ant Factor Cable Loss Preamp Factor APos TPos Remark MHz dBuV/m dBuV/m dBuV dB/m dB dB cm deg 1 5700.00 97.43 ------ ------ 82.98 36.34 10.89 32.78 364 124 AVERAGE

Mode	136	
	Harmonic	
	U-NII-2C_5.47-5.725_802.11a_CH140_5700MHz	
ANT	9	
Pol.	Horizontal	Vertical
Peak Avg	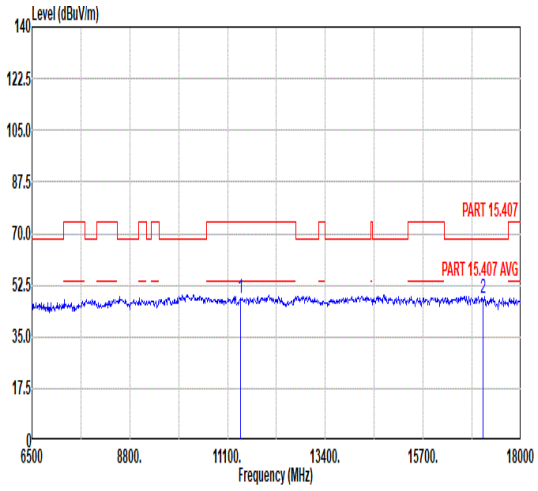 Freq Level Limit Line Margin Read Level Ant Factor Cable Loss Preamp Factor APos TPos Remark MHz dBuV/m dBuV/m dB dBuV dB/m dB dB cm deg 1 11400.00 47.94 74.00 -26.06 45.31 38.18 14.87 50.42 --- --- Peak 2 17100.00 47.97 68.30 -20.33 39.82 42.81 18.06 52.72 --- --- Peak	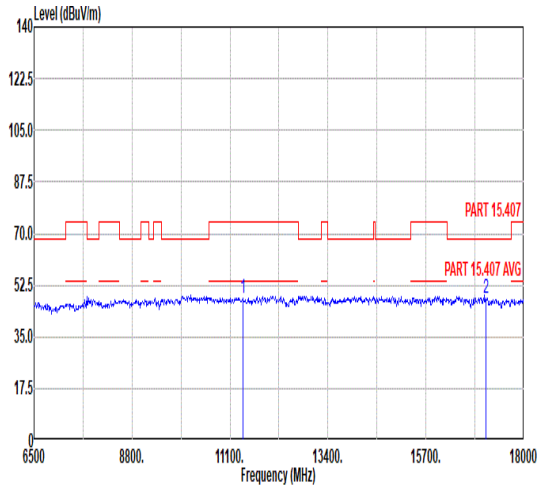 Freq Level Limit Line Margin Read Level Ant Factor Cable Loss Preamp Factor APos TPos Remark MHz dBuV/m dBuV/m dB dBuV dB/m dB dB cm deg 1 11400.00 47.94 74.00 -26.06 45.31 38.18 14.87 50.42 --- --- Peak 2 17100.00 47.99 68.30 -20.31 39.84 42.81 18.06 52.72 --- --- Peak

Mode	137	
	Band Edge	
	U-NII-1_5.15-5.25_802.11n HT20_CH36_5180MHz	
ANT	9	
Pol.	Horizontal	Fundamental
Peak	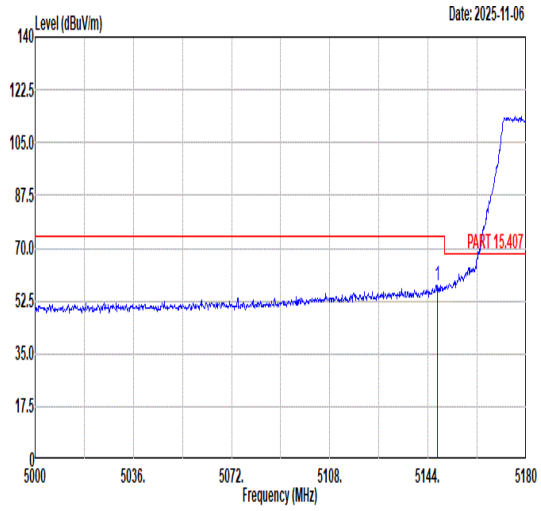 Freq Level Limit Line Margin (dB) Read Level Ant Factor Cable Loss Preamp Factor APos TPos Remark MHz dBuV/m dBuV/m dBuV dB/m dB dB cm deg 1 5147.42 57.71 74.00 -16.29 43.96 35.86 10.52 32.63 177 67 PEAK	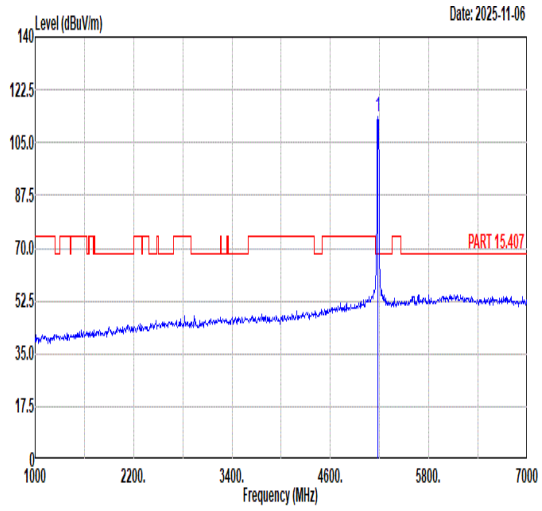 Freq Level Limit Line Margin (dB) Read Level Ant Factor Cable Loss Preamp Factor APos TPos Remark MHz dBuV/m dBuV/m dBuV dB/m dB dB cm deg 1 5180.00 113.58 ------ ------ 99.91 35.87 10.44 32.64 177 67 PEAK
Avg	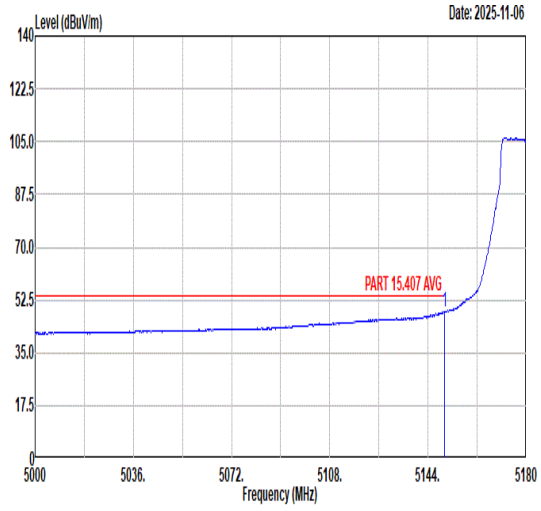 Freq Level Limit Line Margin (dB) Read Level Ant Factor Cable Loss Preamp Factor APos TPos Remark MHz dBuV/m dBuV/m dBuV dB/m dB dB cm deg 1 5149.94 48.52 54.00 -5.48 34.78 35.86 10.51 32.63 177 67 AVERAGE	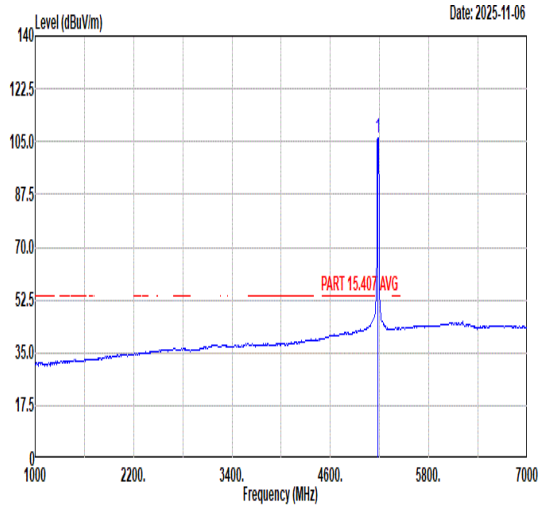 Freq Level Limit Line Margin (dB) Read Level Ant Factor Cable Loss Preamp Factor APos TPos Remark MHz dBuV/m dBuV/m dBuV dB/m dB dB cm deg 1 5180.00 106.02 ------ ------ 92.35 35.87 10.44 32.64 177 67 AVERAGE

Mode	137	
	Band Edge	
	U-NII-1_5.15-5.25_802.11n HT20_CH36_5180MHz	
ANT	9	
Pol.	Vertical	Fundamental
Peak	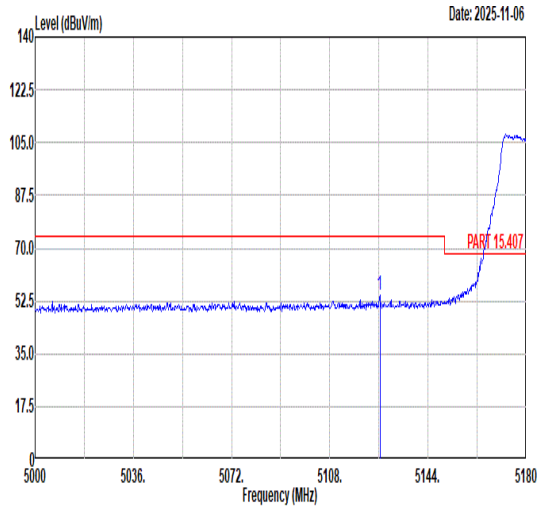 Freq Level Limit Line Margin (dB) Read Level Ant Factor Cable Loss Preamp Factor APos TPos Remark MHz dBuV/m dBuV/m dBuV dB/m dB dB cm deg 1 5126.36 54.40 74.00 -19.60 40.62 35.85 10.56 32.63 260 85 PEAK	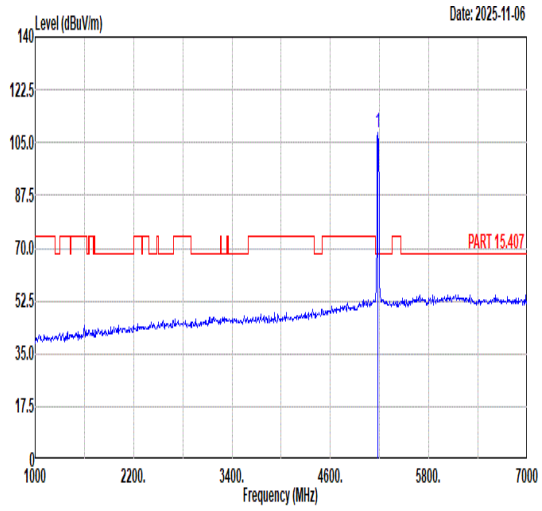 Freq Level Limit Line Margin (dB) Read Level Ant Factor Cable Loss Preamp Factor APos TPos Remark MHz dBuV/m dBuV/m dBuV dB/m dB dB cm deg 1 5180.00 108.24 ------ ------ 94.55 35.87 10.46 32.64 260 85 PEAK
Avg	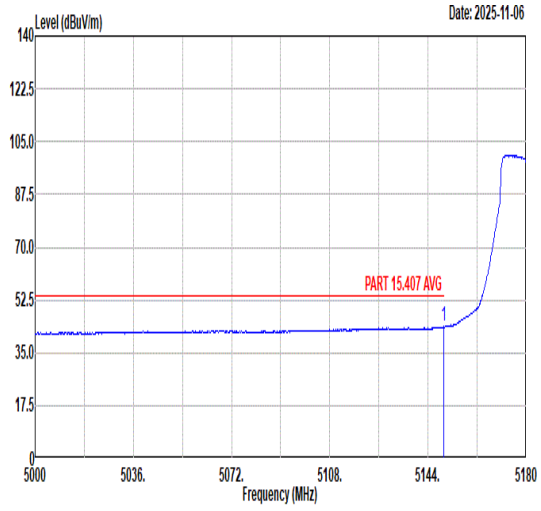 Freq Level Limit Line Margin (dB) Read Level Ant Factor Cable Loss Preamp Factor APos TPos Remark MHz dBuV/m dBuV/m dBuV dB/m dB dB cm deg 1 5149.76 43.64 54.00 -10.36 29.90 35.86 10.51 32.63 260 85 AVERAGE	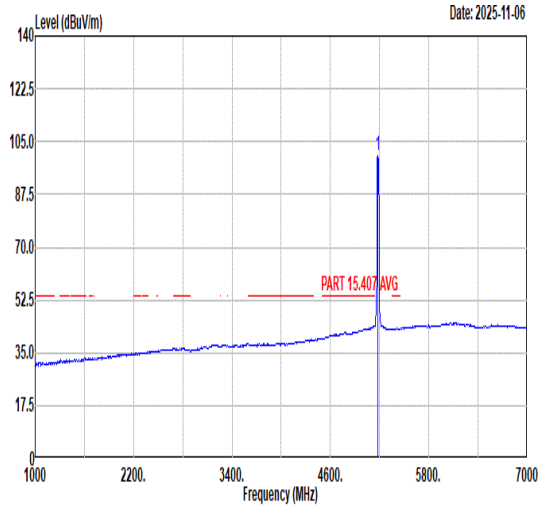 Freq Level Limit Line Margin (dB) Read Level Ant Factor Cable Loss Preamp Factor APos TPos Remark MHz dBuV/m dBuV/m dBuV dB/m dB dB cm deg 1 5180.00 100.12 ------ ------ 86.43 35.87 10.46 32.64 260 85 AVERAGE

Mode	137	
	Harmonic	
	U-NII-1_5.15-5.25_802.11n HT20_CH36_5180MHz	
ANT	9	
Pol.	Horizontal	Vertical
Peak Avg	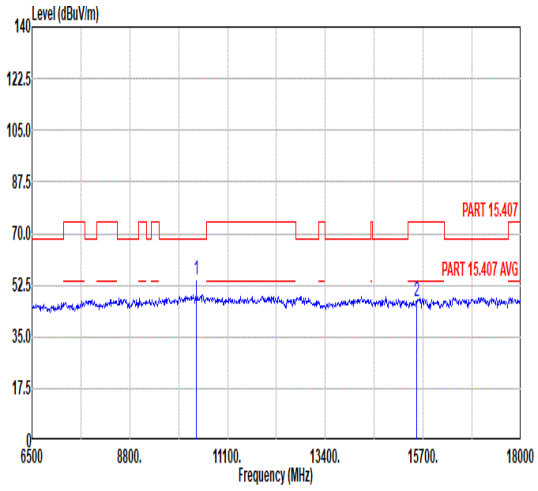 Freq Level Limit Line Margin Read Level Ant Factor Cable Loss Preamp Factor APos TPos Remark MHz dBuV/m dBuV/m dB dBuV dB/m dB dB cm deg 1 10360.00 54.28 68.30 -14.02 53.22 37.90 14.59 51.43 167 352 Peak 2 15540.00 47.24 74.00 -26.76 41.47 40.79 17.17 52.19 --- --- Peak	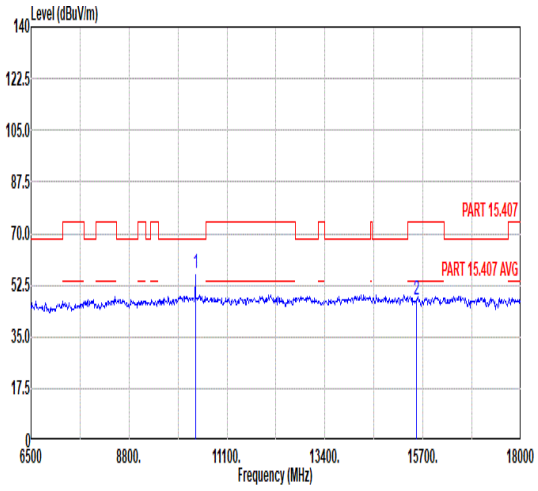 Freq Level Limit Line Margin Read Level Ant Factor Cable Loss Preamp Factor APos TPos Remark MHz dBuV/m dBuV/m dB dBuV dB/m dB dB cm deg 1 10360.00 56.75 68.30 -11.55 55.69 37.90 14.59 51.43 192 303 Peak 2 15540.00 47.54 74.00 -26.46 41.77 40.79 17.17 52.19 --- --- Peak

Mode	138	
	Harmonic	
	U-NII-1_5.15-5.25_802.11n HT20_CH44_5220MHz	
ANT	9	
Pol.	Horizontal	Vertical
Peak Avg	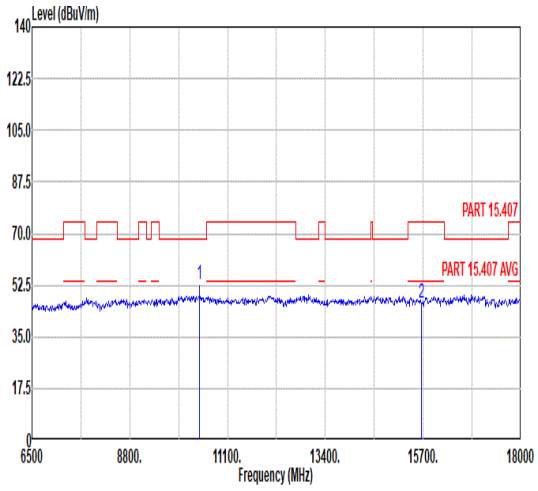 Freq Level Limit Line Margin Read Level Ant Factor Cable Loss Preamp Factor APos TPos Remark MHz dBuV/m dBuV/m dB dBuV dB/m dB dB cm deg 1 10440.00 52.98 68.30 -15.32 51.90 37.90 14.59 51.41 180 350 Peak 2 15660.00 46.29 74.00 -27.71 40.66 40.89 17.19 52.45 --- --- Peak	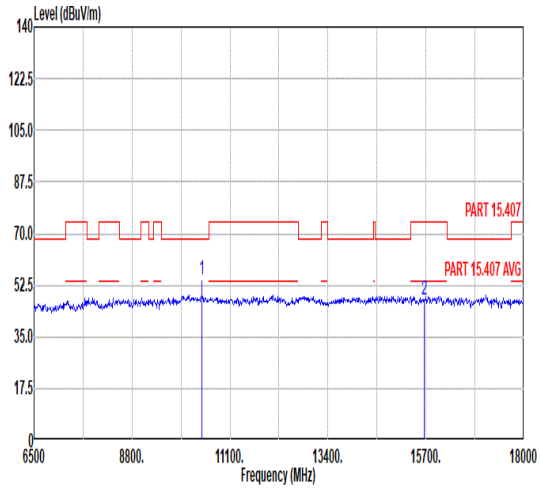 Freq Level Limit Line Margin Read Level Ant Factor Cable Loss Preamp Factor APos TPos Remark MHz dBuV/m dBuV/m dB dBuV dB/m dB dB cm deg 1 10440.00 54.35 68.30 -13.95 53.27 37.90 14.59 51.41 188 303 Peak 2 15660.00 47.75 74.00 -26.25 42.12 40.89 17.19 52.45 --- --- Peak

Mode	139	
	Harmonic	
	U-NII-1_5.15-5.25_802.11n HT20_CH48_5240MHz	
ANT	9	
Pol.	Horizontal	Vertical
Peak Avg	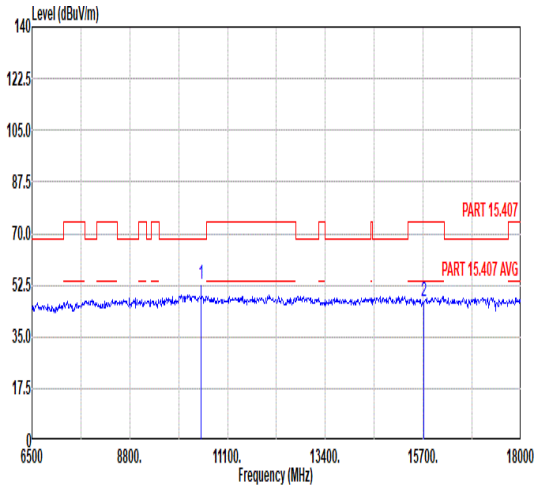 Freq Level Limit Line Margin Read Level Ant Factor Cable Loss Preamp Factor APos TPos Remark MHz dBuV/m dBuV/m dB dBuV dB/m dB dB cm deg 1 10480.00 53.04 68.30 -15.26 51.95 37.90 14.59 51.40 190 355 Peak 2 15720.00 47.05 74.00 -26.95 41.49 40.95 17.19 52.58 --- --- Peak	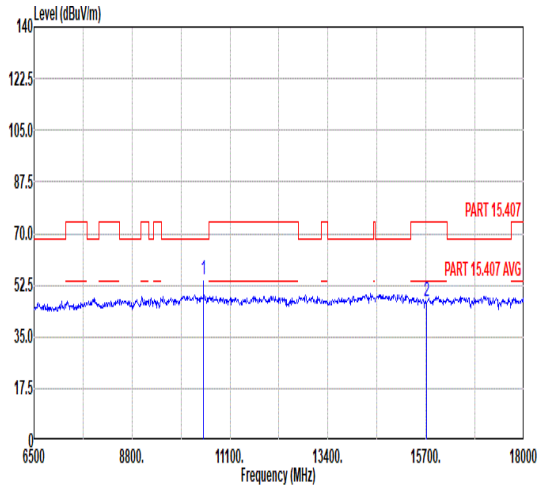 Freq Level Limit Line Margin Read Level Ant Factor Cable Loss Preamp Factor APos TPos Remark MHz dBuV/m dBuV/m dB dBuV dB/m dB dB cm deg 1 10480.00 54.22 68.30 -14.08 53.13 37.90 14.59 51.40 188 305 Peak 2 15720.00 47.15 74.00 -26.85 41.59 40.95 17.19 52.58 --- --- Peak

Mode	140	
	Harmonic	
	U-NII-2A_5.25-5.35_802.11n HT20_CH52_5280MHz	
ANT	9	
Pol.	Horizontal	Vertical
Peak Avg	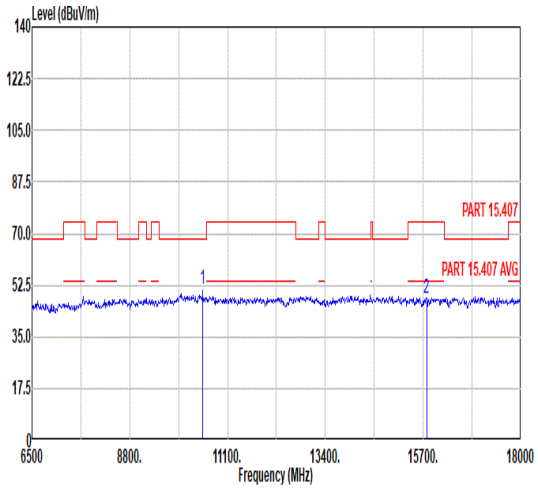 Freq Level Limit Line Margin Read Level Ant Factor Cable Loss Preamp Factor APos TPos Remark MHz dBuV/m dBuV/m dB dBuV dB/m dB dB cm deg 1 10520.00 51.33 68.30 -16.97 50.21 37.90 14.60 51.38 185 330 Peak 2 15780.00 47.91 74.00 -26.09 42.43 41.00 17.20 52.72 --- --- Peak	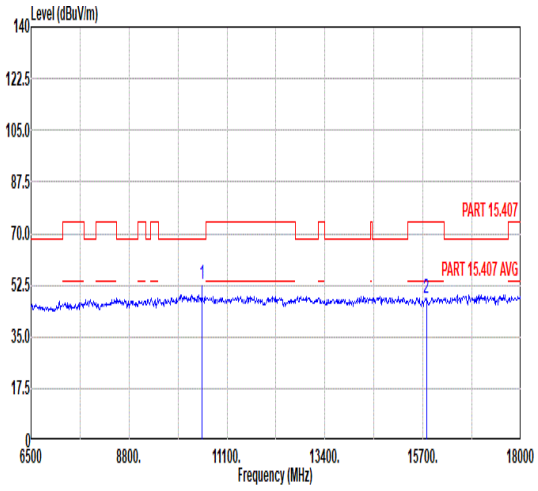 Freq Level Limit Line Margin Read Level Ant Factor Cable Loss Preamp Factor APos TPos Remark MHz dBuV/m dBuV/m dB dBuV dB/m dB dB cm deg 1 10520.00 52.97 68.30 -15.33 51.85 37.90 14.60 51.38 180 303 Peak 2 15780.00 47.85 74.00 -26.15 42.37 41.00 17.20 52.72 --- --- Peak

Mode	141	
	Harmonic	
	U-NII-2A_5.25-5.35_802.11n HT20_CH60_5300MHz	
ANT	9	
Pol.	Horizontal	Vertical
Peak Avg	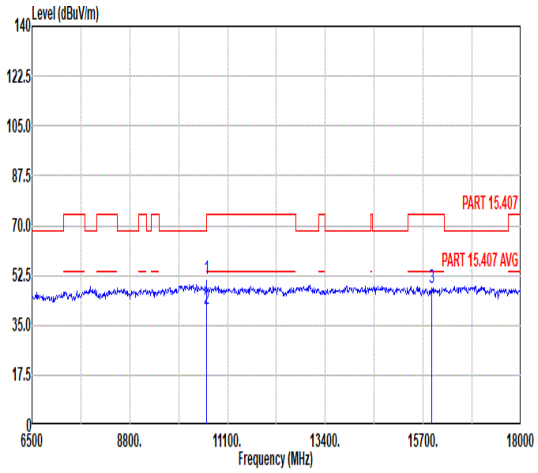 Freq Level Limit Line Margin Read Level Ant Factor Cable Loss Preamp Factor APos TPos Remark MHz dBuV/m dBuV/m dB dBuV dB/m dB dB cm deg 1 10600.00 51.07 74.00 -22.93 49.87 37.90 14.60 51.30 180 360 Peak 2 10600.00 40.75 54.00 -13.25 39.55 37.90 14.60 51.30 180 360 Average 3 15900.00 47.94 74.00 -26.06 42.59 41.11 17.22 52.98 --- --- Peak	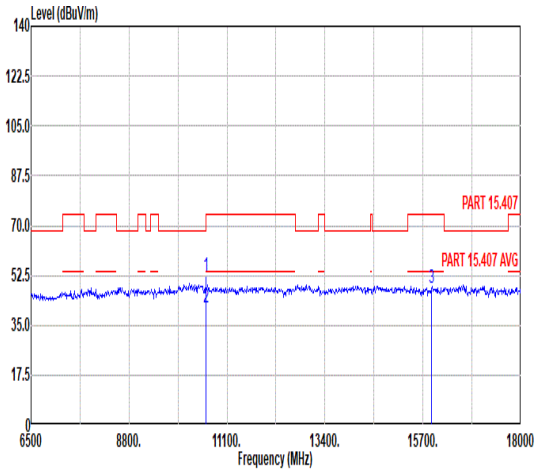 Freq Level Limit Line Margin Read Level Ant Factor Cable Loss Preamp Factor APos TPos Remark MHz dBuV/m dBuV/m dB dBuV dB/m dB dB cm deg 1 10600.00 52.06 74.00 -21.94 50.86 37.90 14.60 51.30 180 300 Peak 2 10600.00 41.44 54.00 -12.56 40.24 37.90 14.60 51.30 180 300 Average 3 15900.00 47.93 74.00 -26.07 42.58 41.11 17.22 52.98 --- --- Peak

Mode	142	
	Band Edge	
	U-NII-2A_5.25-5.35_802.11n HT20_CH64_5320MHz	
ANT	9	
Pol.	Horizontal	Fundamental
Peak	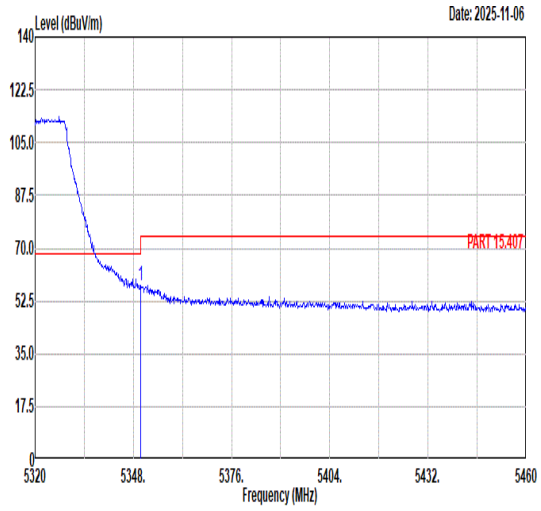 Freq Level Limit Line Margin (dB) Read Level Ant Factor Cable Loss Preamp Factor APos TPos Remark MHz dBuV/m dBuV/m dBuV dB/m dB dB cm deg 1 5350.10 57.65 74.00 -16.35 43.83 35.94 10.55 32.67 175 62 PEAK	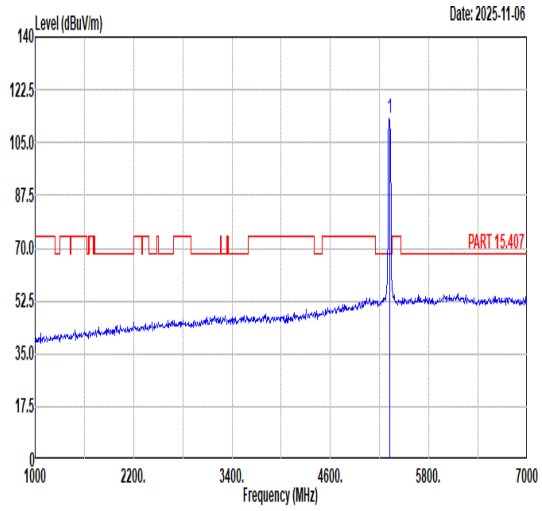 Freq Level Limit Line Margin (dB) Read Level Ant Factor Cable Loss Preamp Factor APos TPos Remark MHz dBuV/m dBuV/m dBuV dB/m dB dB cm deg 1 5320.00 113.21 ------ ------ 99.35 35.93 10.59 32.66 175 62 PEAK
Avg	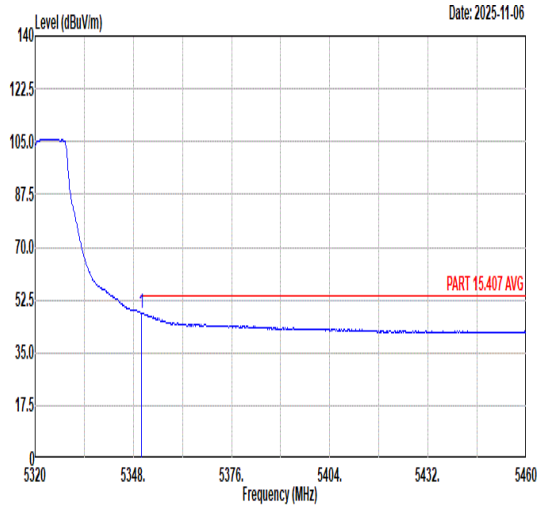 Freq Level Limit Line Margin (dB) Read Level Ant Factor Cable Loss Preamp Factor APos TPos Remark MHz dBuV/m dBuV/m dBuV dB/m dB dB cm deg 1 5350.38 48.27 54.00 -5.73 34.45 35.94 10.55 32.67 175 62 AVERAGE	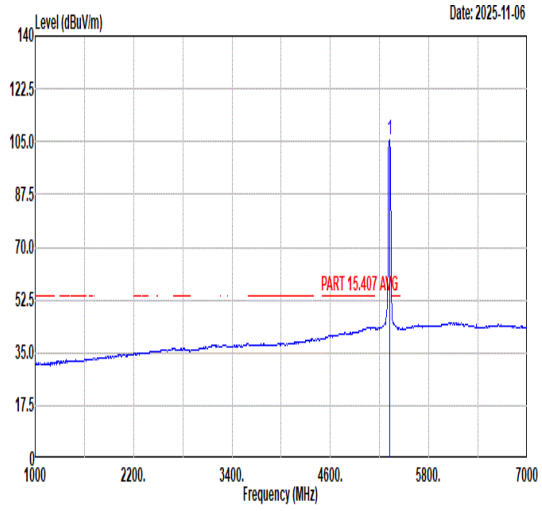 Freq Level Limit Line Margin (dB) Read Level Ant Factor Cable Loss Preamp Factor APos TPos Remark MHz dBuV/m dBuV/m dBuV dB/m dB dB cm deg 1 5320.00 105.40 ------ ------ 91.56 35.93 10.58 32.67 175 62 AVERAGE

Mode	142	
	Band Edge	
	U-NII-2A_5.25-5.35_802.11n HT20_CH64_5320MHz	
ANT	9	
Pol.	Vertical	Fundamental
Peak	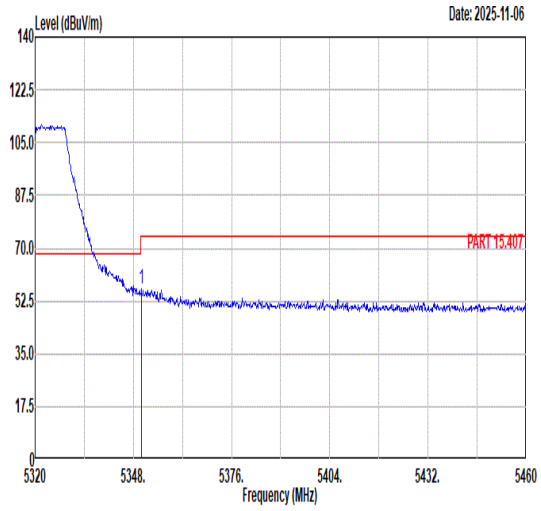 Freq Level Limit Line Margin (dB) Read Level Ant Factor Cable Loss Preamp Factor APos TPos Remark MHz dBuV/m dBuV/m dBuV dB/m dB dB cm deg 1 5350.38 56.58 74.00 -17.42 42.76 35.94 10.55 32.67 218 71 PEAK	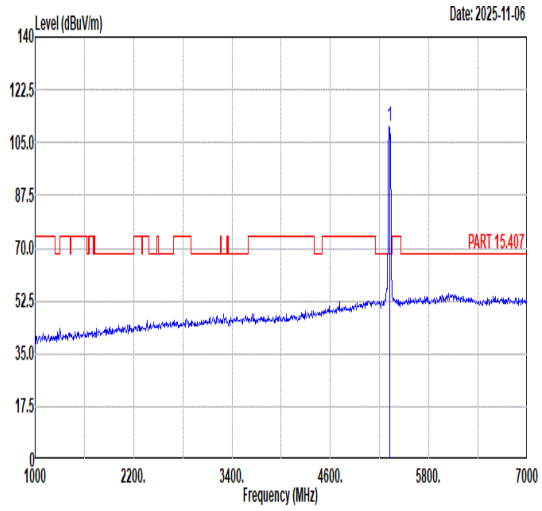 Freq Level Limit Line Margin (dB) Read Level Ant Factor Cable Loss Preamp Factor APos TPos Remark MHz dBuV/m dBuV/m dBuV dB/m dB dB cm deg 1 5320.00 110.31 ------ ------ 96.45 35.93 10.59 32.66 218 71 PEAK
Avg	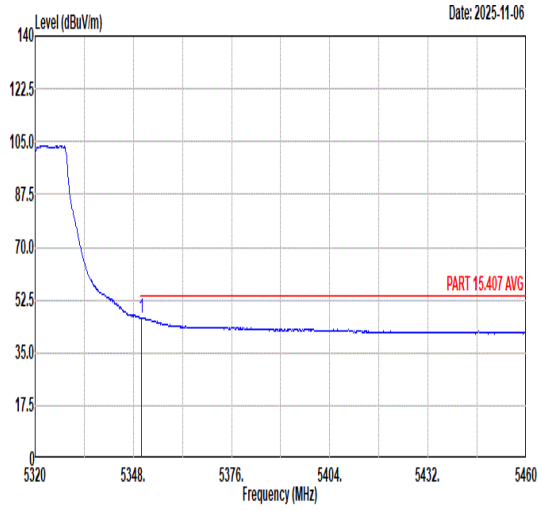 Freq Level Limit Line Margin (dB) Read Level Ant Factor Cable Loss Preamp Factor APos TPos Remark MHz dBuV/m dBuV/m dBuV dB/m dB dB cm deg 1 5350.24 46.69 54.00 -7.31 32.87 35.94 10.55 32.67 218 71 AVERAGE	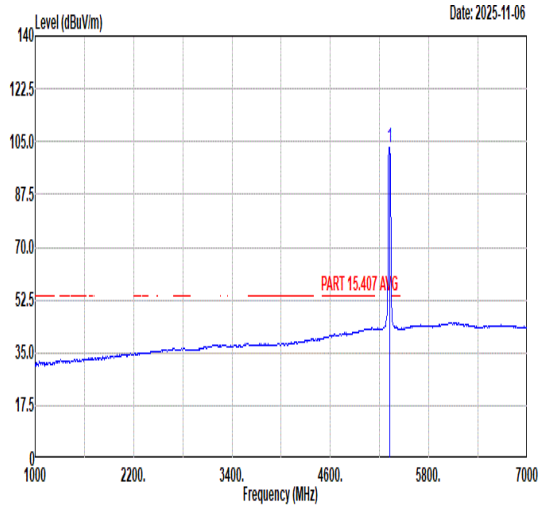 Freq Level Limit Line Margin (dB) Read Level Ant Factor Cable Loss Preamp Factor APos TPos Remark MHz dBuV/m dBuV/m dBuV dB/m dB dB cm deg 1 5320.00 103.18 ------ ------ 89.33 35.93 10.58 32.66 218 71 AVERAGE

Mode	142	
	Harmonic	
	U-NII-2A_5.25-5.35_802.11n HT20_CH64_5320MHz	
ANT	9	
Pol.	Horizontal	Vertical
Peak Avg	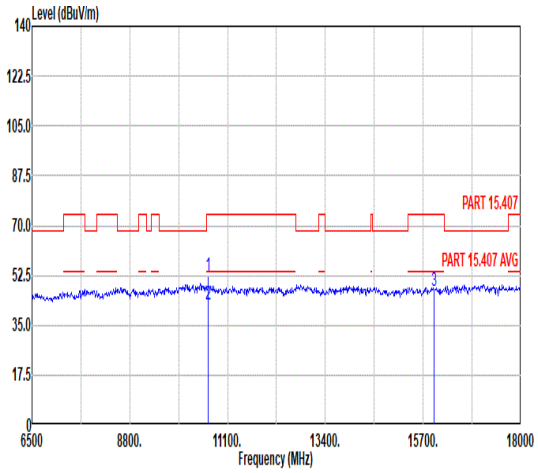 Freq Level Limit Line Margin Read Level Ant Factor Cable Loss Preamp Factor APos TPos Remark MHz dBuV/m dBuV/m dB dBuV dB/m dB dB cm deg 1 10640.00 52.10 74.00 -21.90 50.86 37.90 14.60 51.26 180 355 Peak 2 10640.00 42.12 54.00 -11.88 40.88 37.90 14.60 51.26 180 355 Average 3 15960.00 47.18 74.00 -26.82 41.90 41.16 17.23 53.11 --- --- Peak	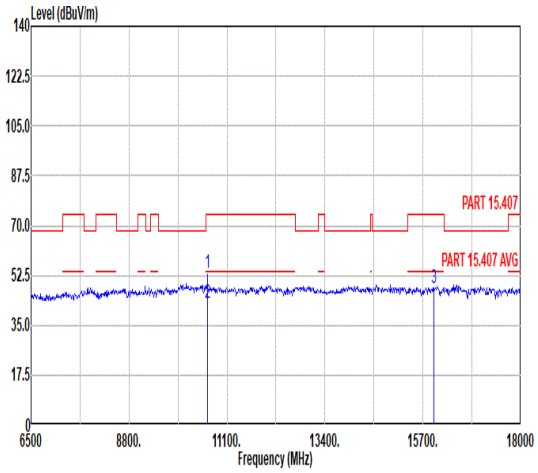 Freq Level Limit Line Margin Read Level Ant Factor Cable Loss Preamp Factor APos TPos Remark MHz dBuV/m dBuV/m dB dBuV dB/m dB dB cm deg 1 10640.00 53.37 74.00 -20.63 52.13 37.90 14.60 51.26 180 300 Peak 2 10640.00 42.79 54.00 -11.21 41.55 37.90 14.60 51.26 180 300 Average 3 15960.00 47.97 74.00 -26.03 42.69 41.16 17.23 53.11 --- --- Peak

Mode	143	
	Band Edge	
	U-NII-2C_5.47-5.725_802.11n HT20_CH100_5500MHz	
ANT	9	
Pol.	Horizontal	Fundamental
Peak	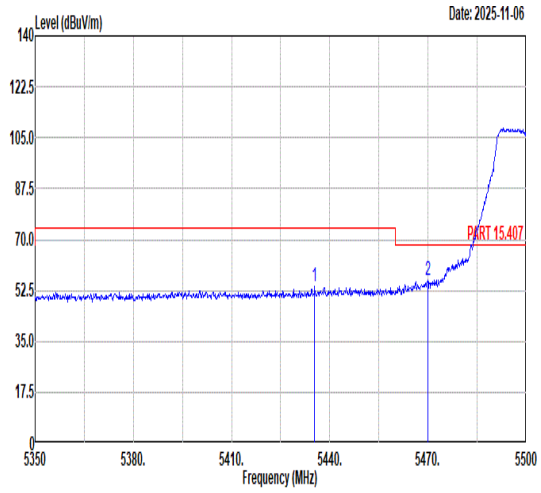 Freq Level Limit Line Margin (dB) Read Level Ant Factor Cable Loss Preamp Factor APos TPos Remark MHz dBuV/m dBuV/m dBuV dB/m dB dB cm deg 1 5435.35 53.79 74.00 -20.21 39.98 35.97 10.53 32.69 177 59 PEAK 2 5469.85 55.80 68.30 -12.50 41.95 35.99 10.55 32.69 177 59 PEAK	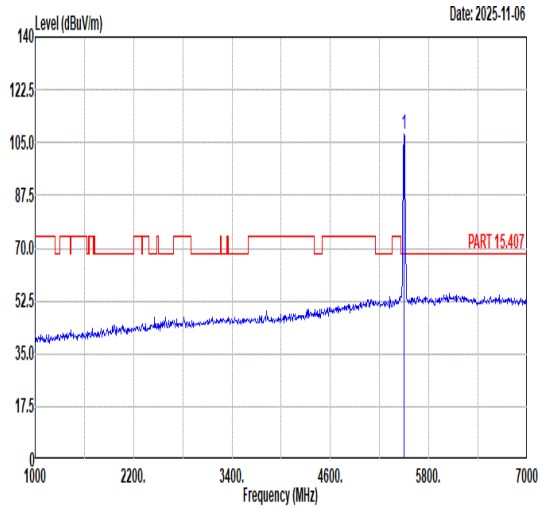 Freq Level Limit Line Margin (dB) Read Level Ant Factor Cable Loss Preamp Factor APos TPos Remark MHz dBuV/m dBuV/m dBuV dB/m dB dB cm deg 1 5500.00 107.94 ------ ------ 94.07 36.00 10.57 32.70 177 59 PEAK
Avg	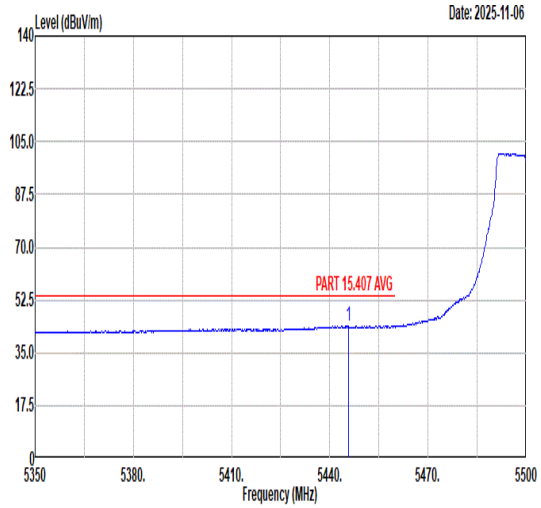 Freq Level Limit Line Margin (dB) Read Level Ant Factor Cable Loss Preamp Factor APos TPos Remark MHz dBuV/m dBuV/m dBuV dB/m dB dB cm deg 1 5445.70 43.80 54.00 -10.20 29.98 35.98 10.53 32.69 177 59 AVERAGE	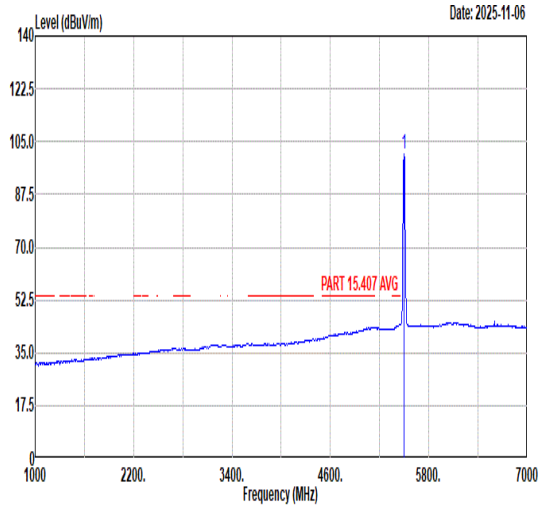 Freq Level Limit Line Margin (dB) Read Level Ant Factor Cable Loss Preamp Factor APos TPos Remark MHz dBuV/m dBuV/m dBuV dB/m dB dB cm deg 1 5500.00 100.68 ------ ------ 86.81 36.00 10.57 32.70 177 59 AVERAGE

Mode	143	
	Band Edge	
	U-NII-2C_5.47-5.725_802.11n HT20_CH100_5500MHz	
ANT	9	
Pol.	Vertical	Fundamental
Peak	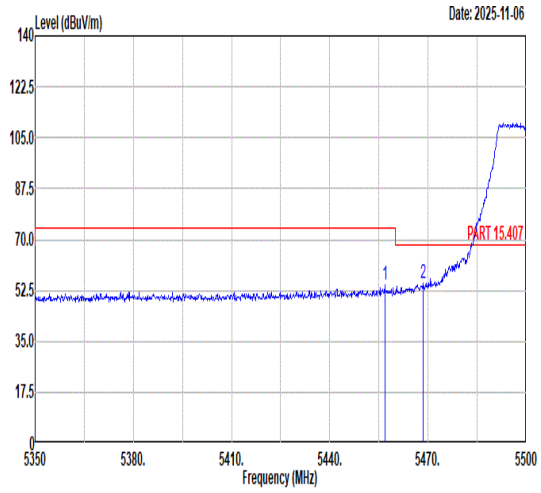 Freq Level Limit Line Margin (dB) Read Level Ant Factor Cable Loss Preamp Factor APos TPos Remark MHz dBuV/m dBuV/m dBuV dB/m dB dB cm deg 1 5456.80 54.37 74.00 -19.63 40.54 35.98 10.54 32.69 207 65 PEAK 2 5468.50 54.78 68.30 -13.52 40.93 35.99 10.55 32.69 207 65 PEAK	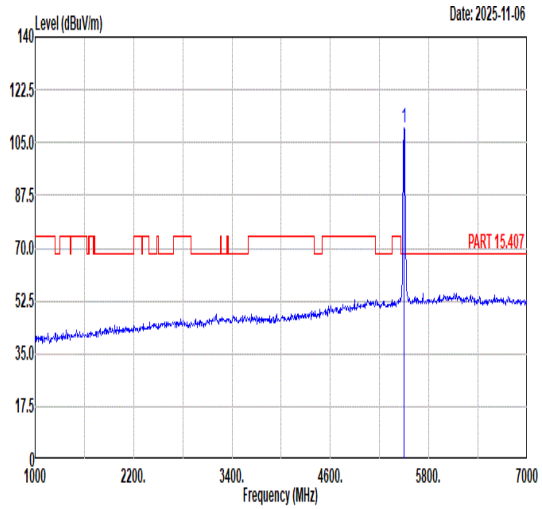 Freq Level Limit Line Margin (dB) Read Level Ant Factor Cable Loss Preamp Factor APos TPos Remark MHz dBuV/m dBuV/m dBuV dB/m dB dB cm deg 1 5500.00 109.80 ------ ------ 95.92 36.00 10.58 32.70 207 65 PEAK
Avg	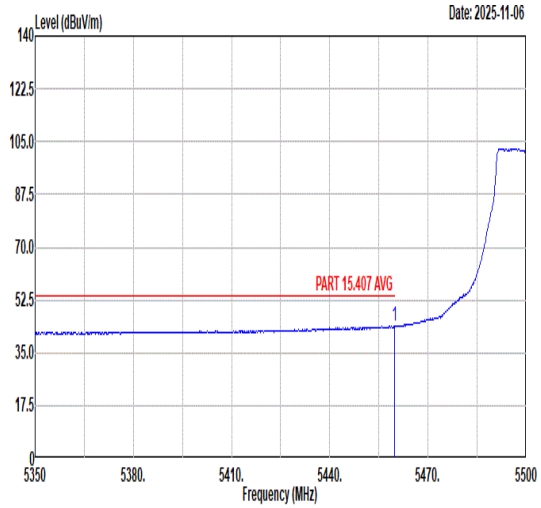 Freq Level Limit Line Margin (dB) Read Level Ant Factor Cable Loss Preamp Factor APos TPos Remark MHz dBuV/m dBuV/m dBuV dB/m dB dB cm deg 1 5459.80 43.84 54.00 -10.16 30.01 35.98 10.54 32.69 207 65 AVERAGE	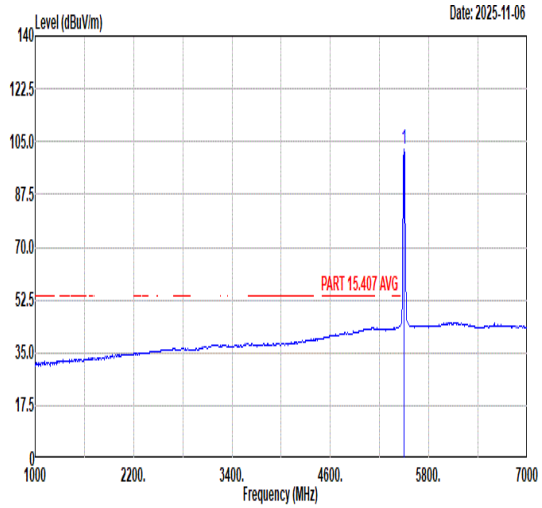 Freq Level Limit Line Margin (dB) Read Level Ant Factor Cable Loss Preamp Factor APos TPos Remark MHz dBuV/m dBuV/m dBuV dB/m dB dB cm deg 1 5500.00 102.25 ------ ------ 88.38 36.00 10.57 32.70 207 65 AVERAGE

Mode	143	
	Harmonic	
	U-NII-2C_5.47-5.725_802.11n HT20_CH100_5500MHz	
ANT	9	
Pol.	Horizontal	Vertical
Peak Avg	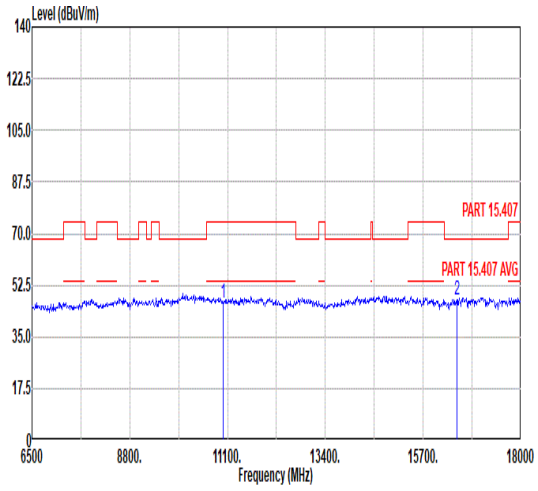 Freq Level Limit Line Margin Read Level Ant Factor Cable Loss Preamp Factor APos TPos Remark MHz dBuV/m dBuV/m dB dBuV dB/m dB dB cm deg 1 11000.00 46.68 74.00 -27.32 45.06 37.90 14.62 50.90 --- --- Peak 2 16500.00 47.48 68.30 -20.82 40.92 42.00 17.66 53.10 --- --- Peak	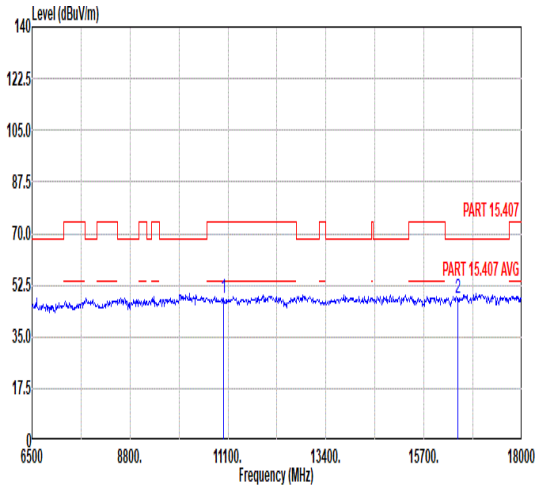 Freq Level Limit Line Margin Read Level Ant Factor Cable Loss Preamp Factor APos TPos Remark MHz dBuV/m dBuV/m dB dBuV dB/m dB dB cm deg 1 11000.00 47.92 74.00 -26.08 46.30 37.90 14.62 50.90 --- --- Peak 2 16500.00 47.88 68.30 -20.42 41.32 42.00 17.66 53.10 --- --- Peak

Mode	144	
	Harmonic	
	U-NII-2C_5.47-5.725_802.11n HT20_CH116_5580MHz	
ANT	9	
Pol.	Horizontal	Vertical
Peak Avg	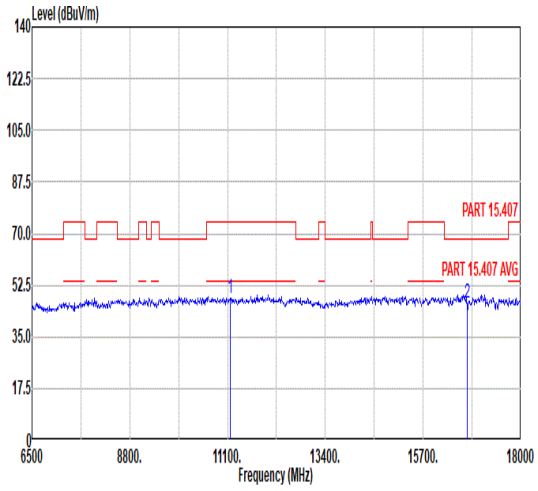 Freq Level Limit Line Margin Read Level Ant Factor Cable Loss Preamp Factor APos TPos Remark MHz dBuV/m dBuV/m dB dBuV dB/m dB dB cm deg 1 11160.00 47.90 74.00 -26.10 45.88 38.01 14.72 50.71 --- --- Peak 2 16740.00 46.31 68.30 -21.99 38.87 42.38 17.87 52.81 --- --- Peak	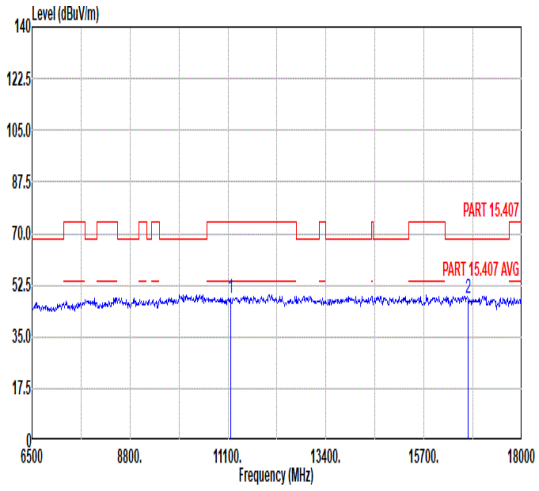 Freq Level Limit Line Margin Read Level Ant Factor Cable Loss Preamp Factor APos TPos Remark MHz dBuV/m dBuV/m dB dBuV dB/m dB dB cm deg 1 11160.00 47.89 74.00 -26.11 45.87 38.01 14.72 50.71 --- --- Peak 2 16740.00 47.98 68.30 -20.32 40.54 42.38 17.87 52.81 --- --- Peak

Mode	145	
	Band Edge	
	U-NII-2C_5.47-5.725_802.11n HT20_CH140_5700MHz	
ANT	9	
Pol.	Horizontal	Fundamental
Peak	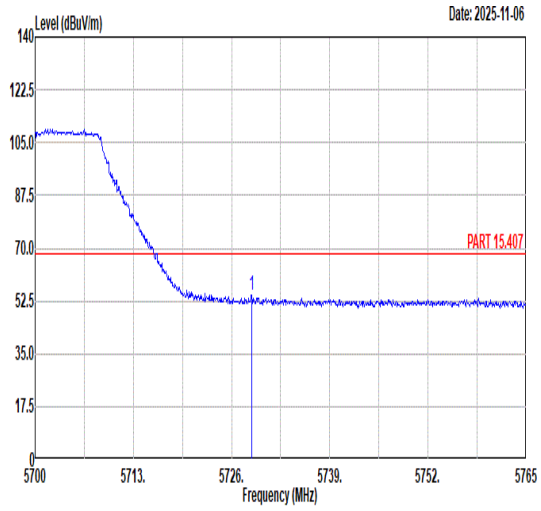 Freq Level Limit Line Margin (dB) Read Level Ant Factor Cable Loss Preamp Factor APos TPos Remark MHz dBuV/m dBuV/m dBuV dB/m dB dB cm deg 1 5728.67 54.65 68.30 -13.65 40.20 36.37 10.87 32.79 189 71 PEAK	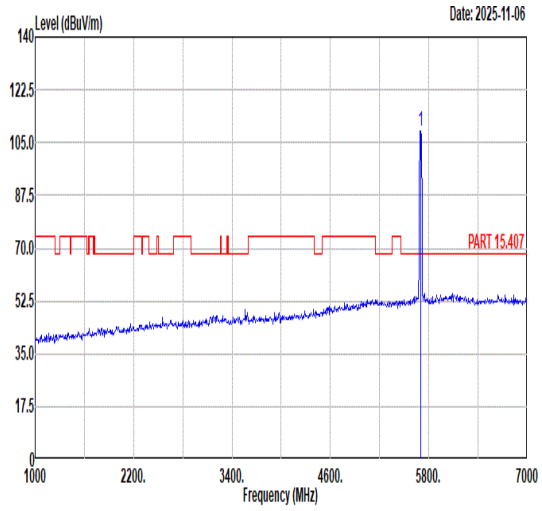 Freq Level Limit Line Margin (dB) Read Level Ant Factor Cable Loss Preamp Factor APos TPos Remark MHz dBuV/m dBuV/m dBuV dB/m dB dB cm deg 1 5700.00 108.90 ------ ------ 94.46 36.33 10.89 32.78 189 71 PEAK
Avg	Blank	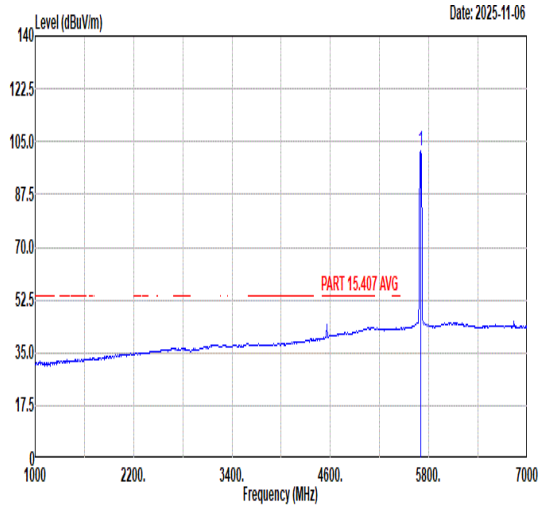 Freq Level Limit Line Margin (dB) Read Level Ant Factor Cable Loss Preamp Factor APos TPos Remark MHz dBuV/m dBuV/m dBuV dB/m dB dB cm deg 1 5700.00 101.73 ------ ------ 87.29 36.32 10.90 32.78 189 71 AVERAGE

Mode	145	
	Band Edge	
	U-NII-2C_5.47-5.725_802.11n HT20_CH140_5700MHz	
ANT	9	
Pol.	Vertical	Fundamental
Peak	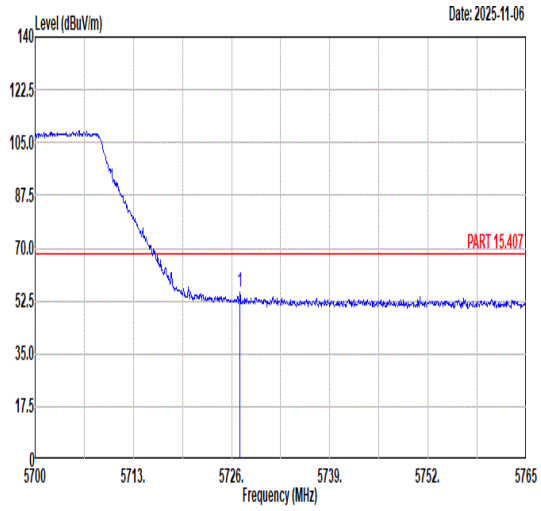 Freq Level Limit Line Margin (dB) Read Level Ant Factor Cable Loss Preamp Factor APos TPos Remark MHz dBuV/m dBuV/m dBuV dB/m dB dB cm deg 1 5727.11 55.36 68.30 -12.94 40.92 36.36 10.87 32.79 240 68 PEAK	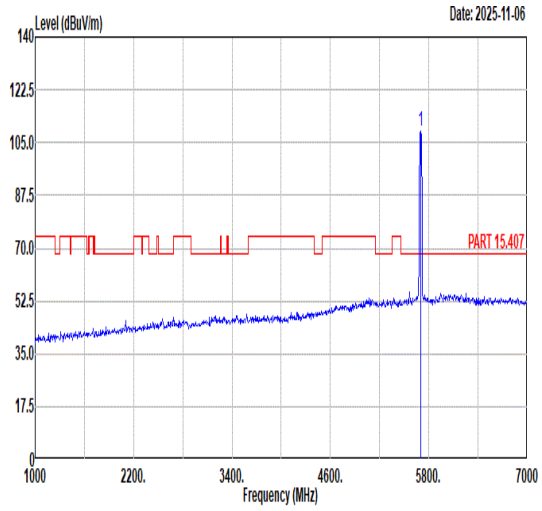 Freq Level Limit Line Margin (dB) Read Level Ant Factor Cable Loss Preamp Factor APos TPos Remark MHz dBuV/m dBuV/m dBuV dB/m dB dB cm deg 1 5700.00 108.65 ------ ------ 94.21 36.32 10.90 32.78 240 68 PEAK
Avg	Blank	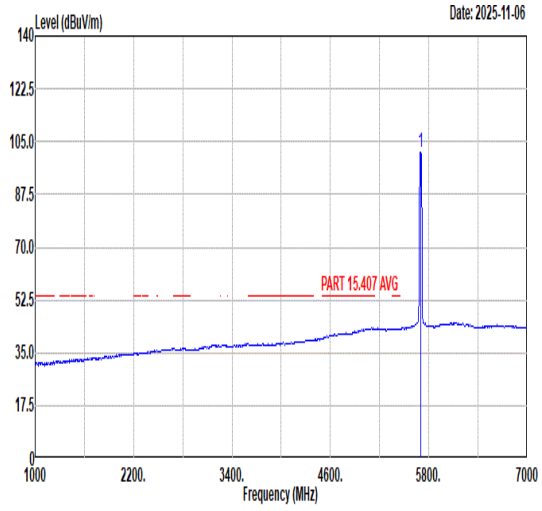 Freq Level Limit Line Margin (dB) Read Level Ant Factor Cable Loss Preamp Factor APos TPos Remark MHz dBuV/m dBuV/m dBuV dB/m dB dB cm deg 1 5700.00 101.58 ------ ------ 87.15 36.31 10.90 32.78 240 68 AVERAGE

Mode	145	
	Harmonic	
	U-NII-2C_5.47-5.725_802.11n HT20_CH140_5700MHz	
ANT	9	
Pol.	Horizontal	Vertical
Peak Avg	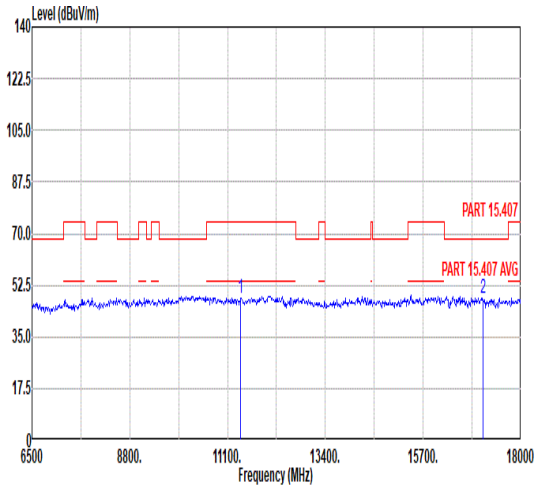 Freq Level Limit Line Margin Read Level Ant Factor Cable Loss Preamp Factor APos TPos Remark MHz dBuV/m dBuV/m dB dBuV dB/m dB dB cm deg 1 11400.00 47.86 74.00 -26.14 45.23 38.18 14.87 50.42 --- --- Peak 2 17100.00 47.87 68.30 -20.43 39.72 42.81 18.06 52.72 --- --- Peak	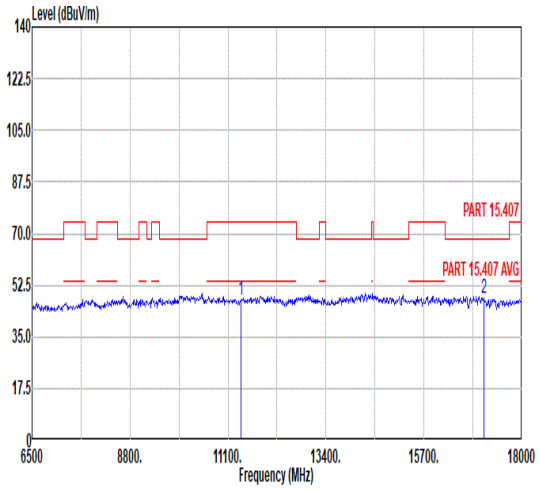 Freq Level Limit Line Margin Read Level Ant Factor Cable Loss Preamp Factor APos TPos Remark MHz dBuV/m dBuV/m dB dBuV dB/m dB dB cm deg 1 11400.00 47.43 74.00 -26.57 44.80 38.18 14.87 50.42 --- --- Peak 2 17100.00 47.94 68.30 -20.36 39.79 42.81 18.06 52.72 --- --- Peak

Mode	146	
	Band Edge - L	
	U-NII-1_5.15-5.25_802.11n HT40_CH38_5190MHz	
ANT	9	
Pol.	Horizontal	Fundamental
Peak	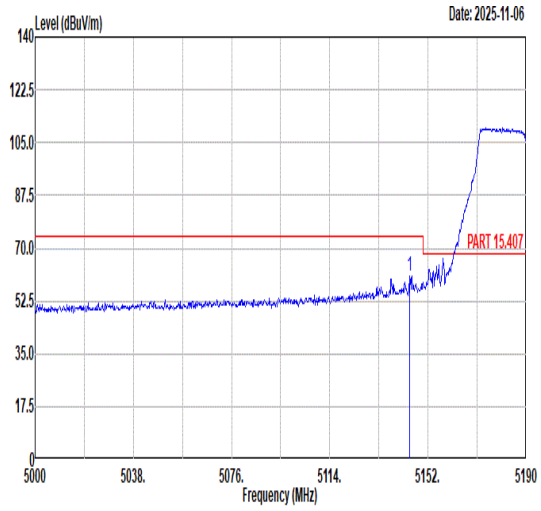 Freq Level Limit Line Margin (dB) Read Level Ant Factor Cable Loss Preamp Factor APos TPos Remark MHz dBuV/m dBuV/m dBuV dB/m dB dB cm deg 1 5144.97 60.75 74.00 -13.25 47.00 35.86 10.52 32.63 208 70 PEAK	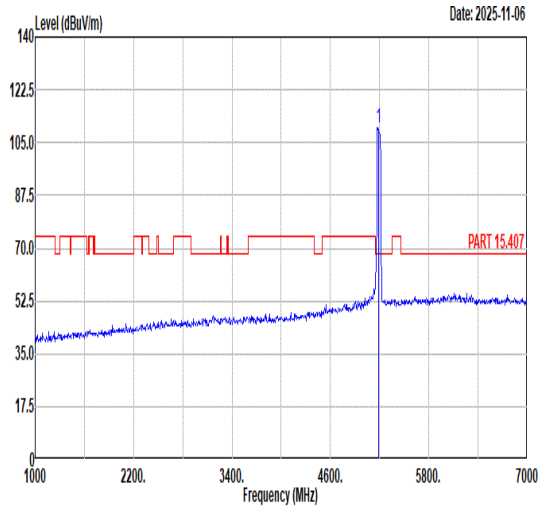 Freq Level Limit Line Margin (dB) Read Level Ant Factor Cable Loss Preamp Factor APos TPos Remark MHz dBuV/m dBuV/m dBuV dB/m dB dB cm deg 1 5190.00 109.79 ------ ------ 96.12 35.87 10.44 32.64 208 70 PEAK
Avg	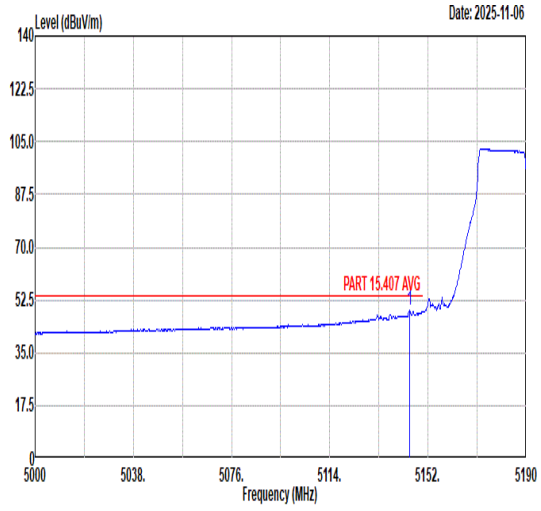 Freq Level Limit Line Margin (dB) Read Level Ant Factor Cable Loss Preamp Factor APos TPos Remark MHz dBuV/m dBuV/m dBuV dB/m dB dB cm deg 1 5144.97 48.90 54.00 -5.10 35.15 35.86 10.52 32.63 208 70 AVERAGE	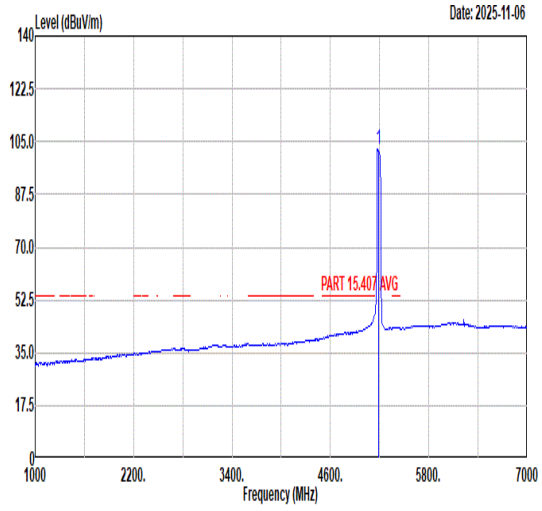 Freq Level Limit Line Margin (dB) Read Level Ant Factor Cable Loss Preamp Factor APos TPos Remark MHz dBuV/m dBuV/m dBuV dB/m dB dB cm deg 1 5190.00 102.41 ------ ------ 88.70 35.87 10.47 32.63 208 70 AVERAGE

Mode	146	
	Band Edge - R	
	U-NII-1_5.15-5.25_802.11n HT40_CH38_5190MHz	
ANT	9	
Pol.	Horizontal	Fundamental
Peak	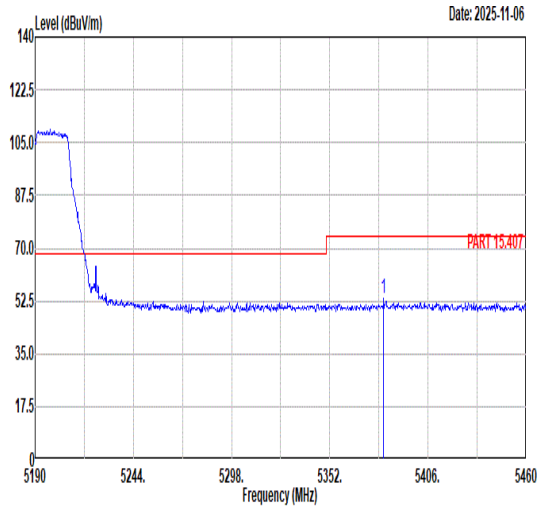 Freq Level Limit Line Margin (dB) Read Level Ant Factor Cable Loss Preamp Factor APos TPos Remark MHz dBuV/m dBuV/m dBuV dB/m dB dB cm deg 1 5381.70 53.33 74.00 -20.67 39.54 35.95 10.52 32.68 208 70 PEAK	Blank
Avg	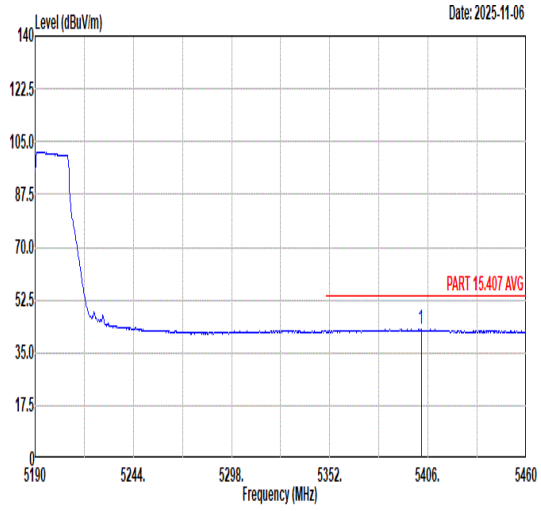 Freq Level Limit Line Margin (dB) Read Level Ant Factor Cable Loss Preamp Factor APos TPos Remark MHz dBuV/m dBuV/m dBuV dB/m dB dB cm deg 1 5402.22 42.78 54.00 -11.22 29.00 35.96 10.50 32.68 208 70 AVERAGE	Blank

Mode	146	
	Band Edge - L	
	U-NII-1_5.15-5.25_802.11n HT40_CH38_5190MHz	
ANT	9	
Pol.	Vertical	Fundamental
Peak	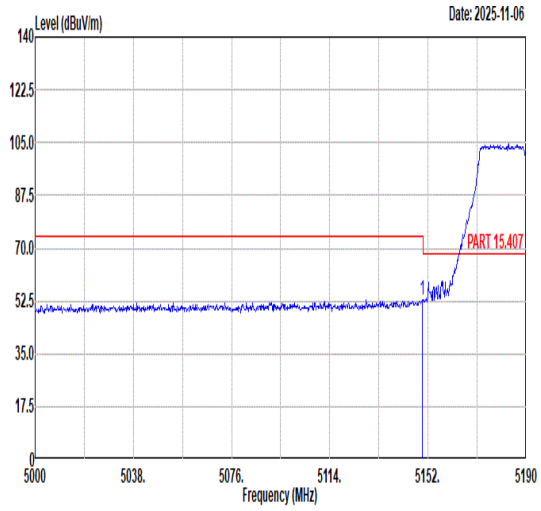 Freq Level Limit Line Margin (dB) Read Level Ant Factor Cable Loss Preamp Factor APos TPos Remark MHz dBuV/m dBuV/m dBuV dB/m dB dB cm deg 1 5149.72 52.99 74.00 -21.01 39.25 35.86 10.51 32.63 212 77 PEAK	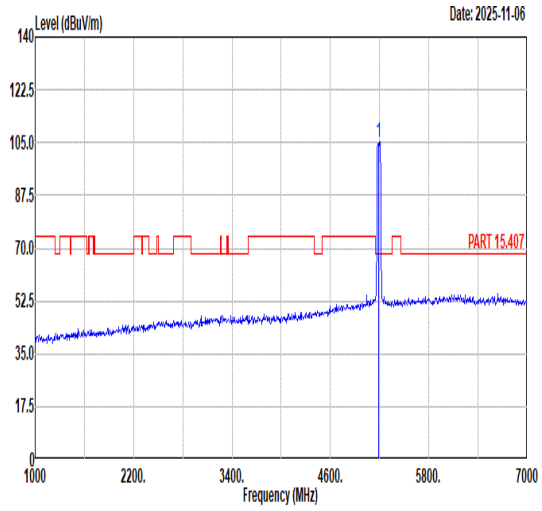 Freq Level Limit Line Margin (dB) Read Level Ant Factor Cable Loss Preamp Factor APos TPos Remark MHz dBuV/m dBuV/m dBuV dB/m dB dB cm deg 1 5190.00 105.28 ------ ------ 91.63 35.88 10.41 32.64 212 77 PEAK
Avg	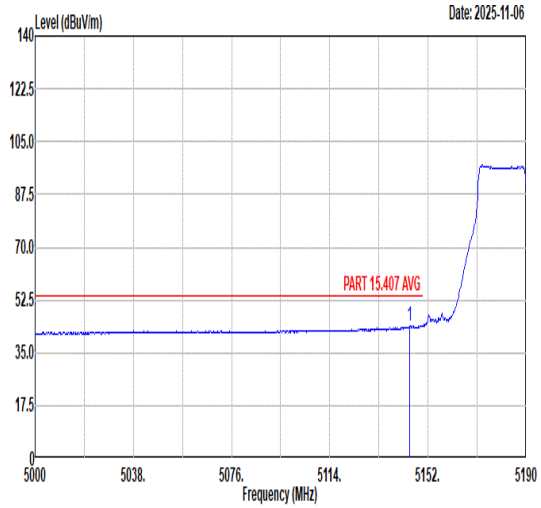 Freq Level Limit Line Margin (dB) Read Level Ant Factor Cable Loss Preamp Factor APos TPos Remark MHz dBuV/m dBuV/m dBuV dB/m dB dB cm deg 1 5144.78 43.96 54.00 -10.04 30.21 35.86 10.52 32.63 212 77 AVERAGE	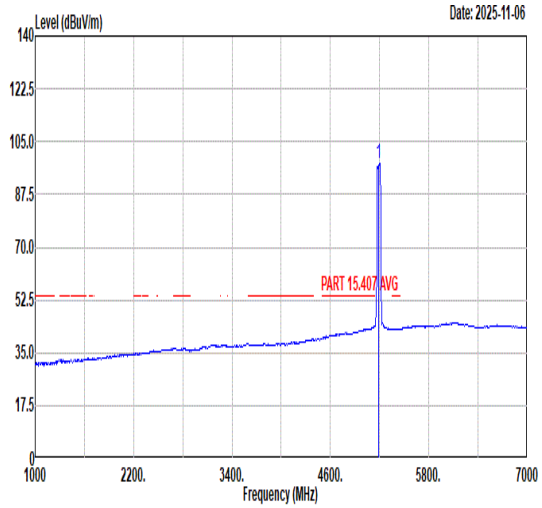 Freq Level Limit Line Margin (dB) Read Level Ant Factor Cable Loss Preamp Factor APos TPos Remark MHz dBuV/m dBuV/m dBuV dB/m dB dB cm deg 1 5190.00 97.85 ------ ------ 84.19 35.88 10.42 32.64 212 77 AVERAGE

Mode	146	
	Band Edge - R	
	U-NII-1_5.15-5.25_802.11n HT40_CH38_5190MHz	
ANT	9	
Pol.	Vertical	Fundamental
Peak	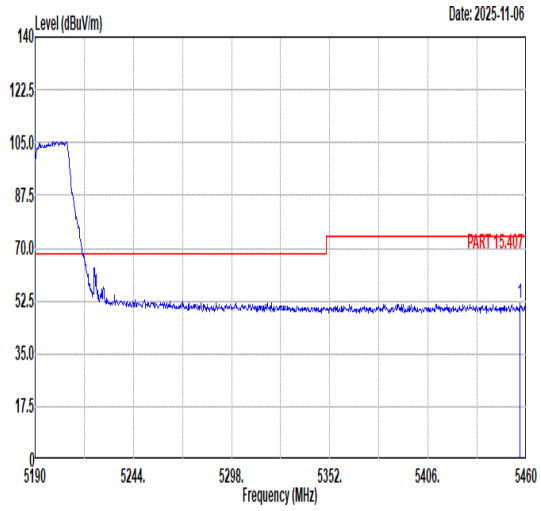 Freq Level Limit Line Margin (dB) Read Level Ant Factor Cable Loss Preamp Factor APos TPos Remark MHz dBuV/m dBuV/m dBuV dB/m dB dB cm deg 1 5456.49 51.62 74.00 -22.38 37.79 35.98 10.54 32.69 212 77 PEAK	Blank
Avg	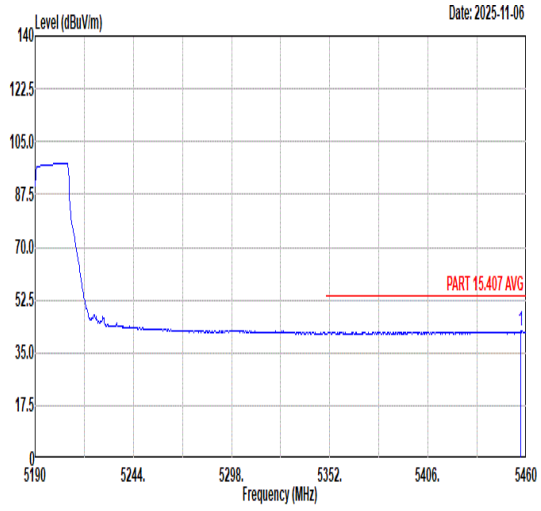 Freq Level Limit Line Margin (dB) Read Level Ant Factor Cable Loss Preamp Factor APos TPos Remark MHz dBuV/m dBuV/m dBuV dB/m dB dB cm deg 1 5457.03 42.08 54.00 -11.92 28.25 35.98 10.54 32.69 212 77 AVERAGE	Blank

Mode	147	
	Band Edge - L	
	U-NII-1_5.15-5.25_802.11n HT40_CH46_5230MHz	
ANT	9	
Pol.	Horizontal	Fundamental
Peak	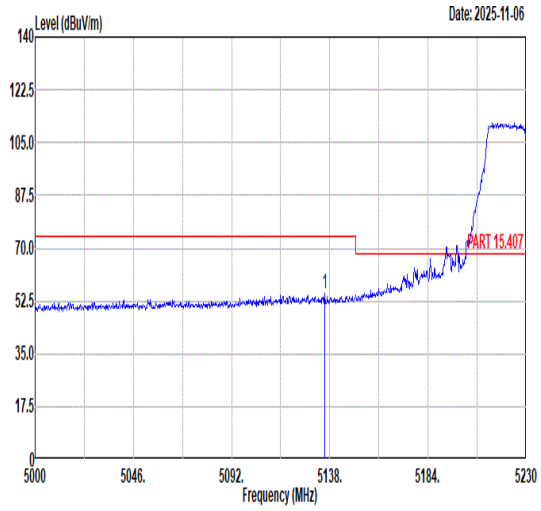 Freq Level Limit Line Margin (dB) Read Level Ant Factor Cable Loss Preamp Factor APos TPos Remark MHz dBuV/m dBuV/m dBuV dB/m dB dB cm deg 1 5135.47 54.75 74.00 -19.25 40.99 35.85 10.54 32.63 193 58 PEAK	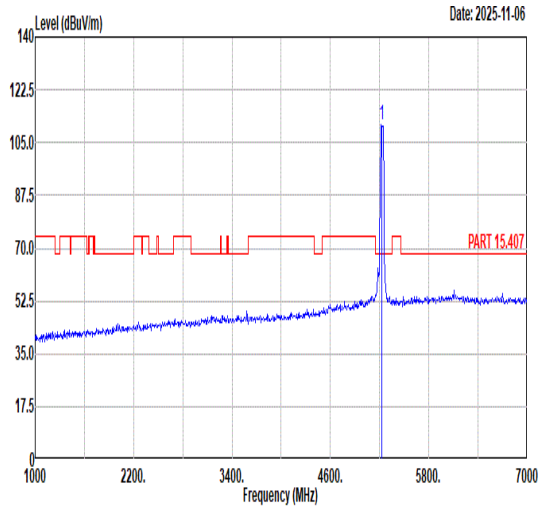 Freq Level Limit Line Margin (dB) Read Level Ant Factor Cable Loss Preamp Factor APos TPos Remark MHz dBuV/m dBuV/m dBuV dB/m dB dB cm deg 1 5230.00 110.77 ------ ------ 97.07 35.89 10.45 32.64 193 58 PEAK
Avg	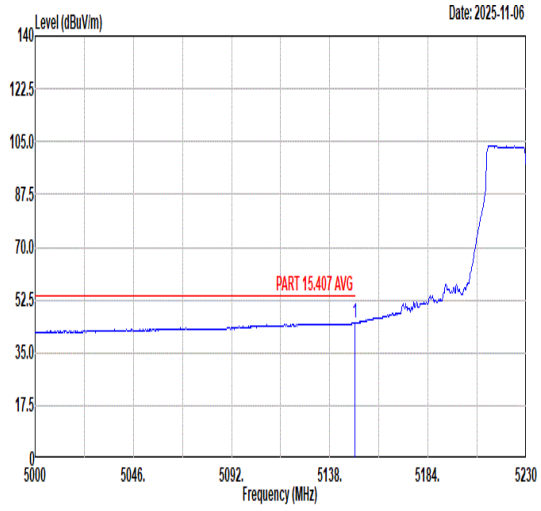 Freq Level Limit Line Margin (dB) Read Level Ant Factor Cable Loss Preamp Factor APos TPos Remark MHz dBuV/m dBuV/m dBuV dB/m dB dB cm deg 1 5149.73 45.08 54.00 -8.92 31.34 35.86 10.51 32.63 193 58 AVERAGE	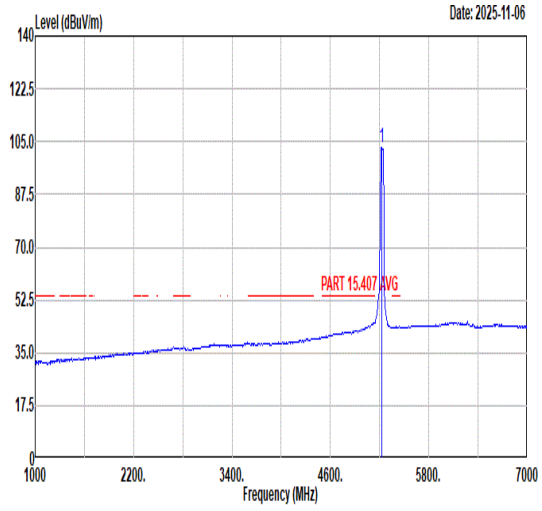 Freq Level Limit Line Margin (dB) Read Level Ant Factor Cable Loss Preamp Factor APos TPos Remark MHz dBuV/m dBuV/m dBuV dB/m dB dB cm deg 1 5230.00 103.16 ------ ------ 89.49 35.88 10.43 32.64 193 58 AVERAGE

Mode	147	
	Band Edge - R	
	U-NII-1_5.15-5.25_802.11n HT40_CH46_5230MHz	
ANT	9	
Pol.	Horizontal	Fundamental
Peak	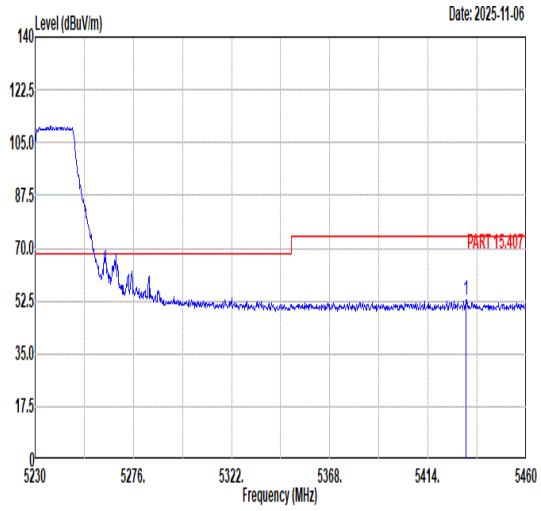 Freq Level Limit Line Margin (dB) Read Level Ant Factor Cable Loss Preamp Factor APos TPos Remark MHz dBuV/m dBuV/m dBuV dB/m dB dB cm deg 1 5431.94 52.99 74.00 -21.01 39.19 35.97 10.52 32.69 193 58 PEAK	Blank
Avg	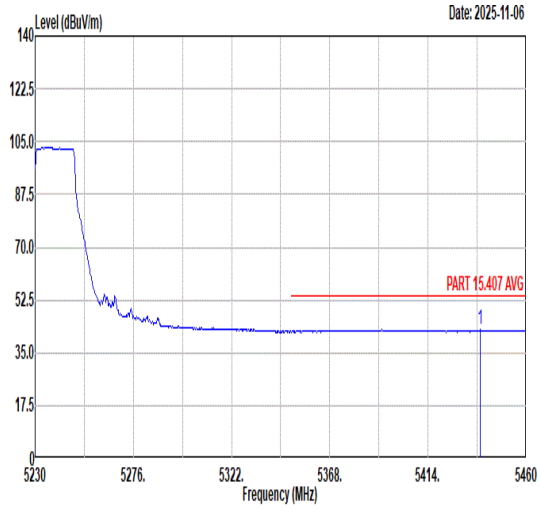 Freq Level Limit Line Margin (dB) Read Level Ant Factor Cable Loss Preamp Factor APos TPos Remark MHz dBuV/m dBuV/m dBuV dB/m dB dB cm deg 1 5438.61 42.59 54.00 -11.41 28.77 35.98 10.53 32.69 193 58 AVERAGE	Blank

Mode	147	
	Band Edge - L	
	U-NII-1_5.15-5.25_802.11n HT40_CH46_5230MHz	
ANT	9	
Pol.	Vertical	Fundamental
Peak	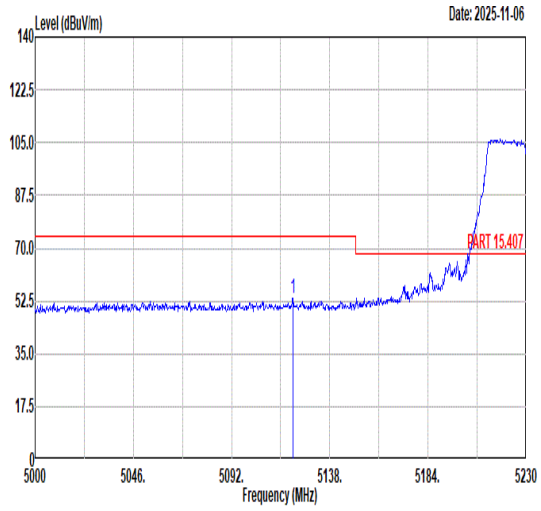 Freq Level Limit Line Margin (dB) Read Level Ant Factor Cable Loss Preamp Factor APos TPos Remark MHz dBuV/m dBuV/m dBuV dB/m dB dB cm deg 1 5120.75 53.61 74.00 -20.39 39.81 35.85 10.57 32.62 214 64 PEAK	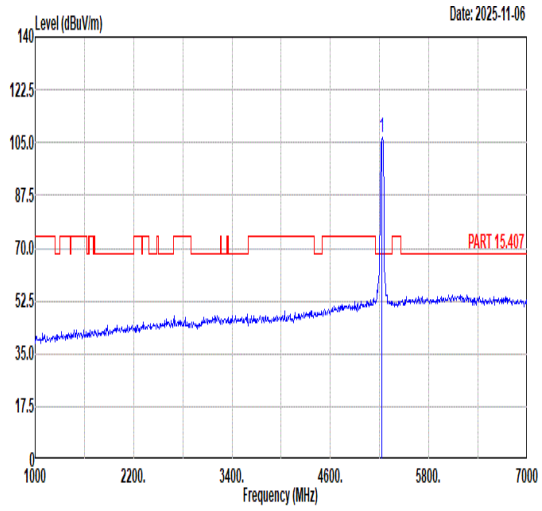 Freq Level Limit Line Margin (dB) Read Level Ant Factor Cable Loss Preamp Factor APos TPos Remark MHz dBuV/m dBuV/m dBuV dB/m dB dB cm deg 1 5230.00 106.75 ------ ------ 93.03 35.89 10.48 32.65 214 64 PEAK
Avg	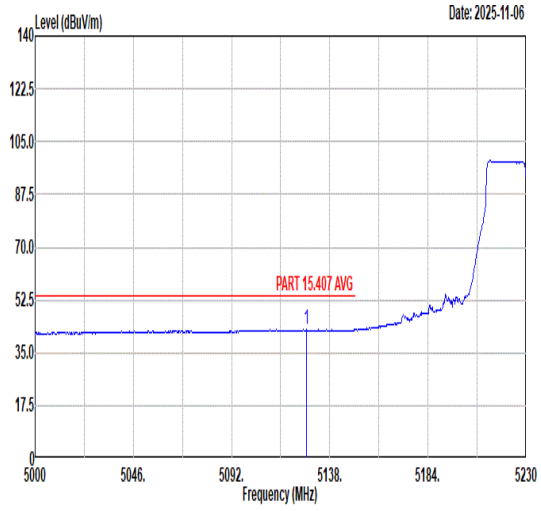 Freq Level Limit Line Margin (dB) Read Level Ant Factor Cable Loss Preamp Factor APos TPos Remark MHz dBuV/m dBuV/m dBuV dB/m dB dB cm deg 1 5126.96 42.70 54.00 -11.30 28.92 35.85 10.56 32.63 214 64 AVERAGE	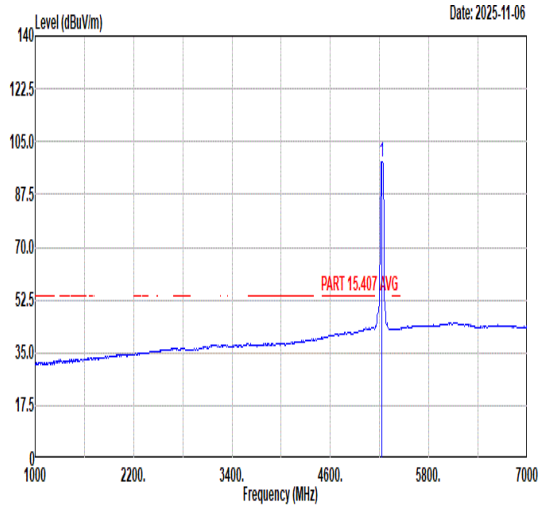 Freq Level Limit Line Margin (dB) Read Level Ant Factor Cable Loss Preamp Factor APos TPos Remark MHz dBuV/m dBuV/m dBuV dB/m dB dB cm deg 1 5230.00 98.33 ------ ------ 84.66 35.88 10.43 32.64 214 64 AVERAGE

Mode	147	
	Band Edge - R	
	U-NII-1_5.15-5.25_802.11n HT40_CH46_5230MHz	
ANT	9	
Pol.	Vertical	Fundamental
Peak	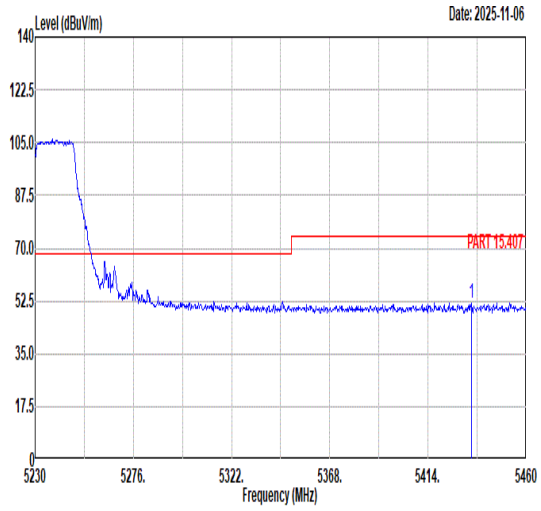 Freq Level Limit Line Margin (dB) Read Level Ant Factor Cable Loss Preamp Factor APos TPos Remark MHz dBuV/m dBuV/m dBuV dB/m dB dB cm deg 1 5434.47 51.92 74.00 -22.08 38.12 35.97 10.52 32.69 214 64 PEAK	Blank
Avg	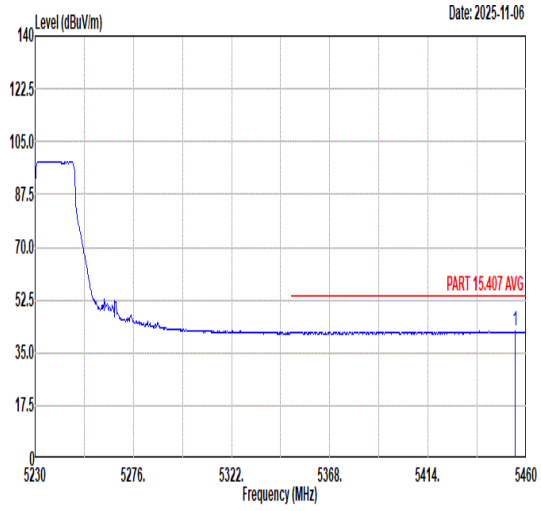 Freq Level Limit Line Margin (dB) Read Level Ant Factor Cable Loss Preamp Factor APos TPos Remark MHz dBuV/m dBuV/m dBuV dB/m dB dB cm deg 1 5454.71 42.14 54.00 -11.86 28.31 35.98 10.54 32.69 214 64 AVERAGE	Blank

Mode	148	
	Band Edge - L	
	U-NII-2A_5.25-5.35_802.11n HT40_CH54_5270MHz	
ANT	9	
Pol.	Horizontal	Fundamental
Peak	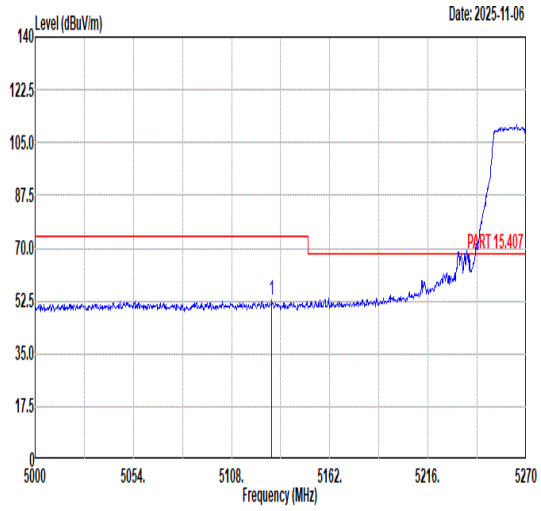 Freq Level Limit Line Margin (dB) Read Level Ant Factor Cable Loss Preamp Factor APos TPos Remark MHz dBuV/m dBuV/m dBuV dB/m dB dB cm deg 1 5130.14 53.08 74.00 -20.92 39.31 35.85 10.55 32.63 169 64 PEAK	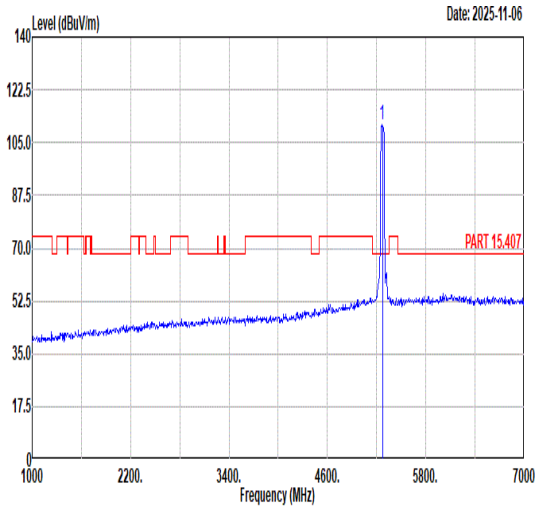 Freq Level Limit Line Margin (dB) Read Level Ant Factor Cable Loss Preamp Factor APos TPos Remark MHz dBuV/m dBuV/m dBuV dB/m dB dB cm deg 1 5270.00 110.94 ------ ------ 97.15 35.91 10.53 32.65 169 64 PEAK
Avg	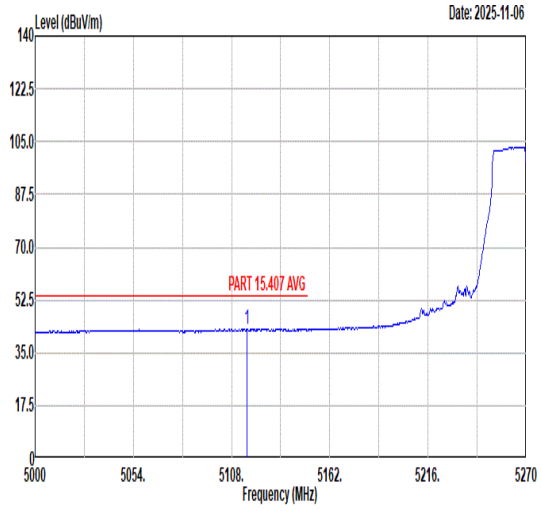 Freq Level Limit Line Margin (dB) Read Level Ant Factor Cable Loss Preamp Factor APos TPos Remark MHz dBuV/m dBuV/m dBuV dB/m dB dB cm deg 1 5116.64 42.91 54.00 -11.09 29.10 35.85 10.58 32.62 169 64 AVERAGE	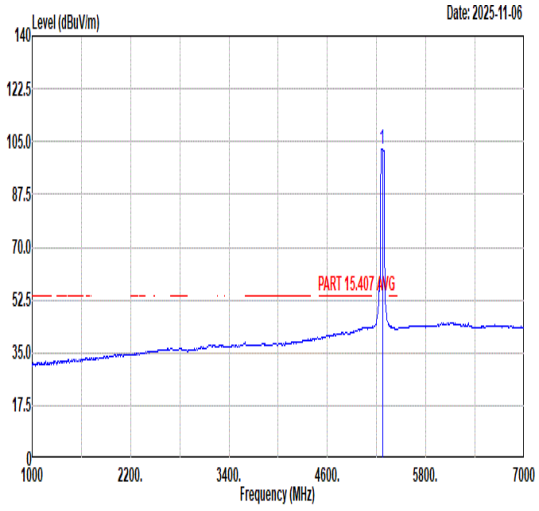 Freq Level Limit Line Margin (dB) Read Level Ant Factor Cable Loss Preamp Factor APos TPos Remark MHz dBuV/m dBuV/m dBuV dB/m dB dB cm deg 1 5270.00 102.71 ------ ------ 88.92 35.91 10.53 32.65 169 64 AVERAGE

Mode	148	
	Band Edge - R	
	U-NII-2A_5.25-5.35_802.11n HT40_CH54_5270MHz	
ANT	9	
Pol.	Horizontal	Fundamental
Peak	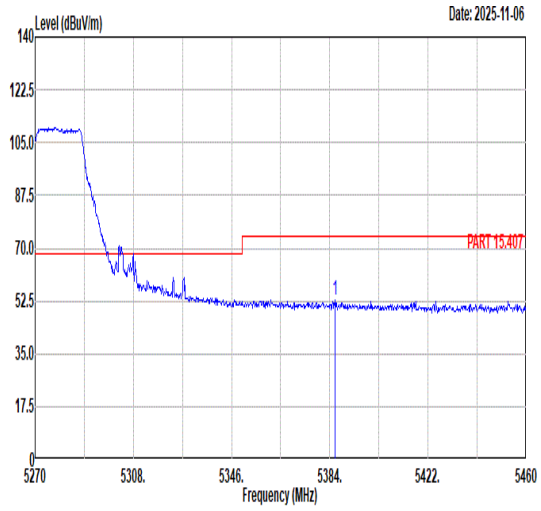 Freq Level Limit Line Margin (dB) Read Level Ant Factor Cable Loss Preamp Factor APos TPos Remark MHz dBuV/m dBuV/m dBuV dB/m dB dB cm deg 1 5385.90 52.69 74.00 -21.31 38.90 35.95 10.52 32.68 169 64 PEAK	Blank
Avg	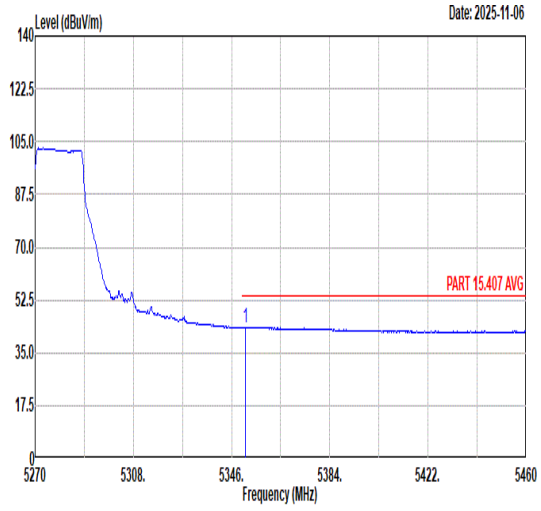 Freq Level Limit Line Margin (dB) Read Level Ant Factor Cable Loss Preamp Factor APos TPos Remark MHz dBuV/m dBuV/m dBuV dB/m dB dB cm deg 1 5351.32 43.49 54.00 -10.51 29.67 35.94 10.55 32.67 169 64 AVERAGE	Blank

Mode	148	
	Band Edge - L	
	U-NII-2A_5.25-5.35_802.11n HT40_CH54_5270MHz	
ANT	9	
Pol.	Vertical	Fundamental
Peak	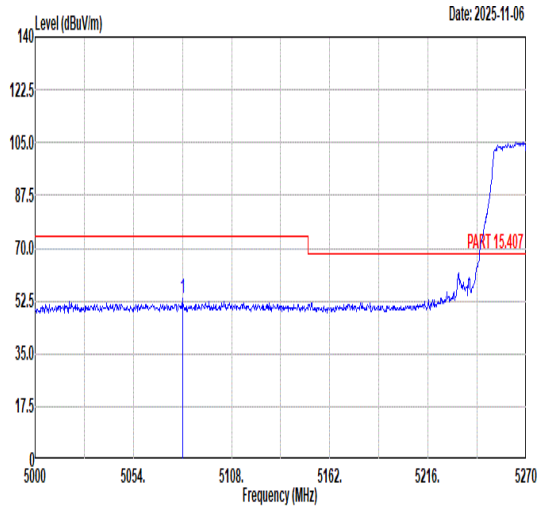 Freq Level Limit Line Margin (dB) Read Level Ant Factor Cable Loss Preamp Factor APos TPos Remark MHz dBuV/m dBuV/m dBuV dB/m dB dB cm deg 1 5081.00 53.13 74.00 -20.87 39.34 35.83 10.58 32.62 210 70 PEAK	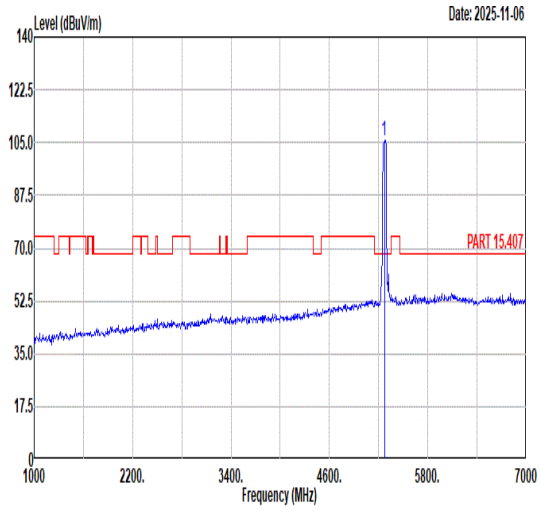 Freq Level Limit Line Margin (dB) Read Level Ant Factor Cable Loss Preamp Factor APos TPos Remark MHz dBuV/m dBuV/m dBuV dB/m dB dB cm deg 1 5270.00 105.54 ------ ------ 91.73 35.91 10.55 32.65 210 70 PEAK
Avg	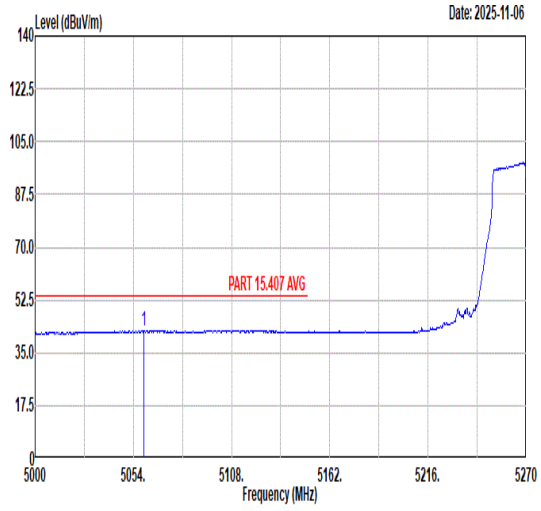 Freq Level Limit Line Margin (dB) Read Level Ant Factor Cable Loss Preamp Factor APos TPos Remark MHz dBuV/m dBuV/m dBuV dB/m dB dB cm deg 1 5059.94 42.40 54.00 -11.60 28.67 35.82 10.52 32.61 210 70 AVERAGE	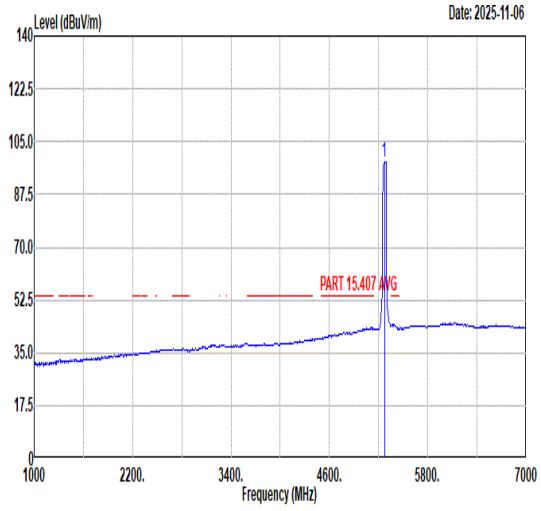 Freq Level Limit Line Margin (dB) Read Level Ant Factor Cable Loss Preamp Factor APos TPos Remark MHz dBuV/m dBuV/m dBuV dB/m dB dB cm deg 1 5270.00 98.46 ------ ------ 84.62 35.92 10.58 32.66 210 70 AVERAGE

Mode	148	
	Band Edge - R	
	U-NII-2A_5.25-5.35_802.11n HT40_CH54_5270MHz	
ANT	9	
Pol.	Vertical	Fundamental
Peak	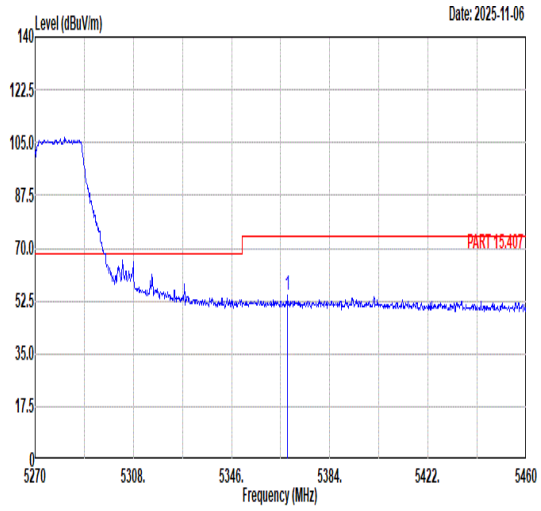 Freq Level Limit Line Margin (dB) Read Level Ant Factor Cable Loss Preamp Factor APos TPos Remark MHz dBuV/m dBuV/m dBuV dB/m dB dB cm deg 1 5367.66 54.31 74.00 -19.69 40.50 35.95 10.53 32.67 210 70 PEAK	Blank
Avg	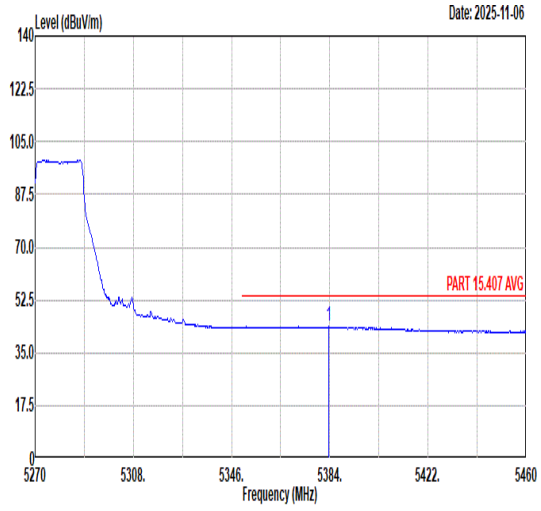 Freq Level Limit Line Margin (dB) Read Level Ant Factor Cable Loss Preamp Factor APos TPos Remark MHz dBuV/m dBuV/m dBuV dB/m dB dB cm deg 1 5383.43 43.68 54.00 -10.32 29.89 35.95 10.52 32.68 210 70 AVERAGE	Blank

Mode	149	
	Band Edge - L	
	U-NII-2A_5.25-5.35_802.11n HT40_CH62_5310MHz	
ANT	9	
Pol.	Horizontal	Fundamental
Peak	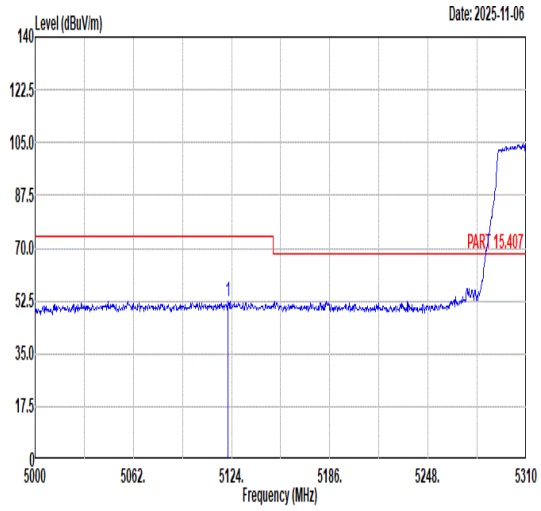 Freq Level Limit Line Margin (dB) Read Level Ant Factor Cable Loss Preamp Factor APos TPos Remark MHz dBuV/m dBuV/m dBuV dB/m dB dB cm deg 1 5121.52 52.54 74.00 -21.46 38.74 35.85 10.57 32.62 212 54 PEAK	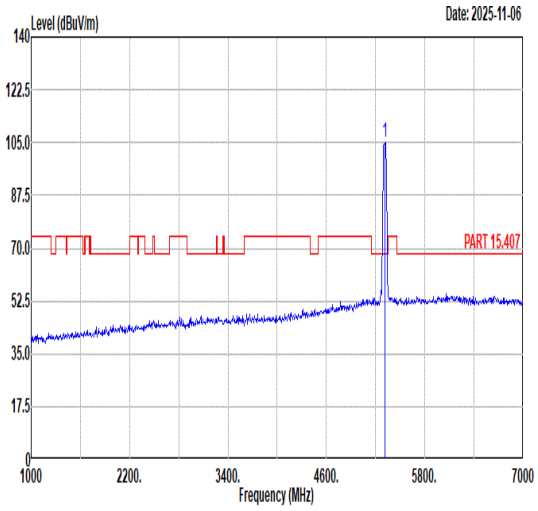 Freq Level Limit Line Margin (dB) Read Level Ant Factor Cable Loss Preamp Factor APos TPos Remark MHz dBuV/m dBuV/m dBuV dB/m dB dB cm deg 1 5310.00 105.33 ------ ------ 91.49 35.93 10.58 32.67 212 54 PEAK
Avg	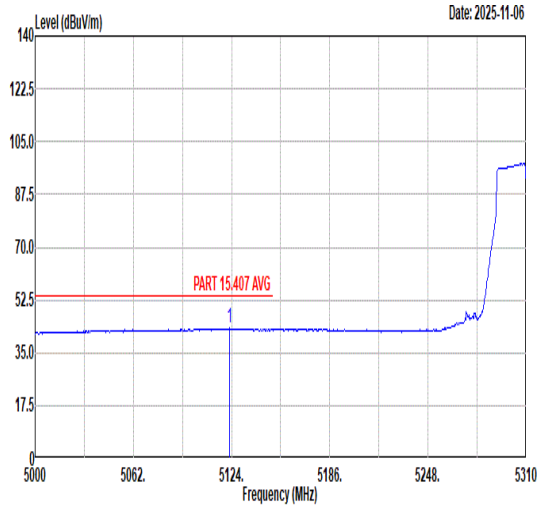 Freq Level Limit Line Margin (dB) Read Level Ant Factor Cable Loss Preamp Factor APos TPos Remark MHz dBuV/m dBuV/m dBuV dB/m dB dB cm deg 1 5122.76 43.13 54.00 -10.87 29.33 35.85 10.57 32.62 212 54 AVERAGE	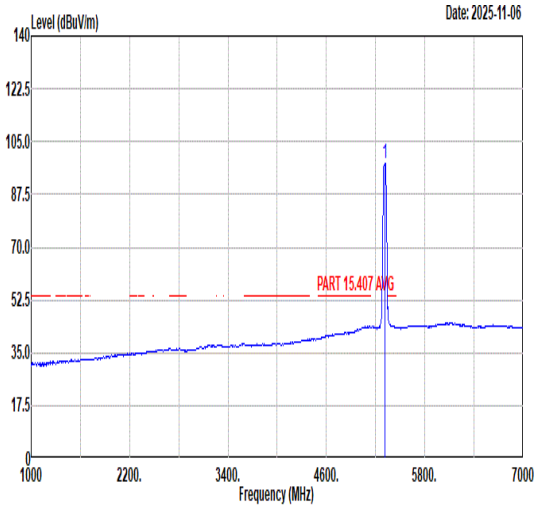 Freq Level Limit Line Margin (dB) Read Level Ant Factor Cable Loss Preamp Factor APos TPos Remark MHz dBuV/m dBuV/m dBuV dB/m dB dB cm deg 1 5310.00 97.87 ------ ------ 84.01 35.93 10.59 32.66 212 54 AVERAGE

Mode	149	
	Band Edge - R	
	U-NII-2A_5.25-5.35_802.11n HT40_CH62_5310MHz	
ANT	9	
Pol.	Horizontal	Fundamental
Peak	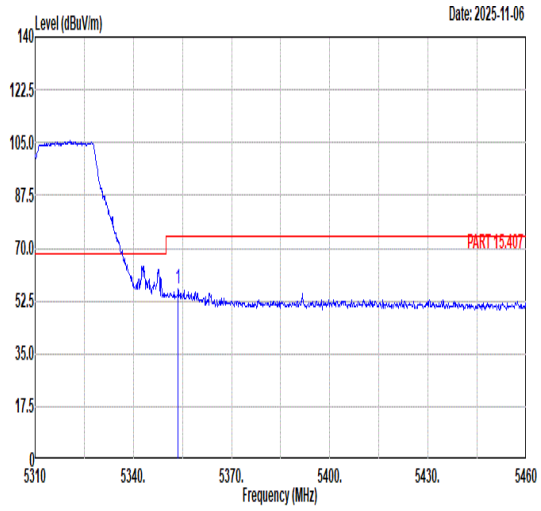 Freq Level Limit Line Margin (dB) Read Level Ant Factor Cable Loss Preamp Factor APos TPos Remark MHz dBuV/m dBuV/m dBuV dB/m dB dB cm deg 1 5353.65 56.45 74.00 -17.55 42.63 35.94 10.55 32.67 212 54 PEAK	Blank
Avg	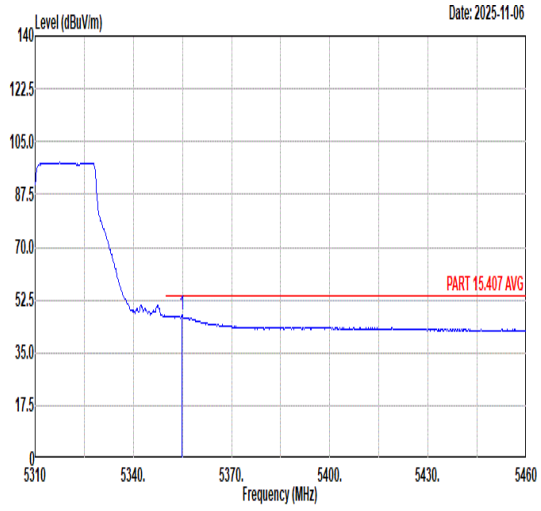 Freq Level Limit Line Margin (dB) Read Level Ant Factor Cable Loss Preamp Factor APos TPos Remark MHz dBuV/m dBuV/m dBuV dB/m dB dB cm deg 1 5354.85 47.71 54.00 -6.29 33.89 35.94 10.55 32.67 212 54 AVERAGE	Blank

Mode	149	
	Band Edge - L	
	U-NII-2A_5.25-5.35_802.11n HT40_CH62_5310MHz	
ANT	9	
Pol.	Vertical	Fundamental
Peak	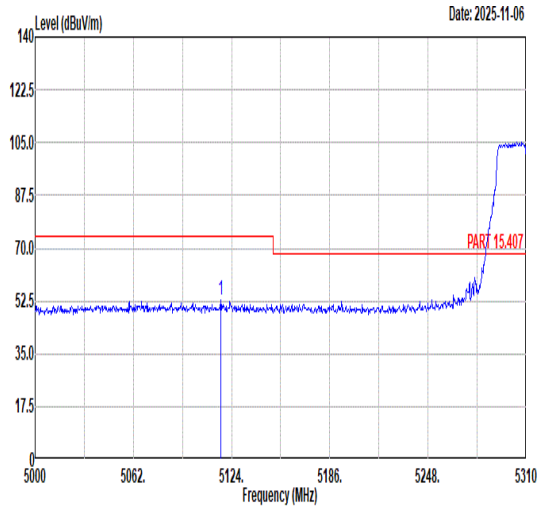 Freq Level Limit Line Margin (dB) Read Level Ant Factor Cable Loss Preamp Factor APos TPos Remark MHz dBuV/m dBuV/m dBuV dB/m dB dB cm deg 1 5117.18 52.69 74.00 -21.31 38.88 35.85 10.58 32.62 188 71 PEAK	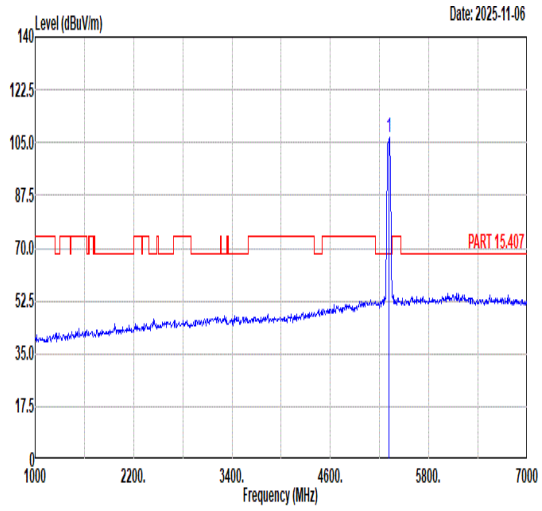 Freq Level Limit Line Margin (dB) Read Level Ant Factor Cable Loss Preamp Factor APos TPos Remark MHz dBuV/m dBuV/m dBuV dB/m dB dB cm deg 1 5310.00 106.49 ------ ------ 92.65 35.93 10.58 32.67 188 71 PEAK
Avg	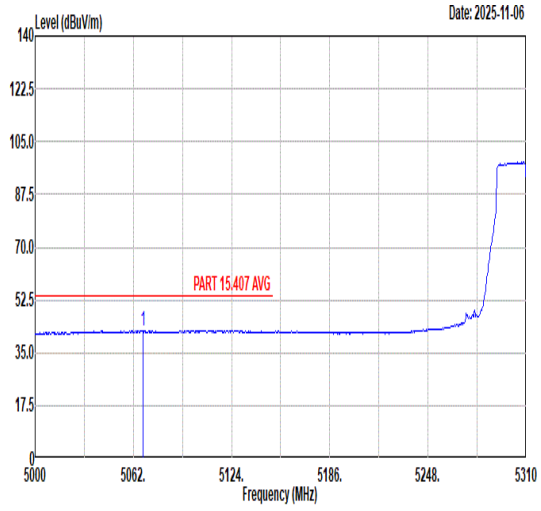 Freq Level Limit Line Margin (dB) Read Level Ant Factor Cable Loss Preamp Factor APos TPos Remark MHz dBuV/m dBuV/m dBuV dB/m dB dB cm deg 1 5067.89 42.43 54.00 -11.57 28.67 35.83 10.54 32.61 188 71 AVERAGE	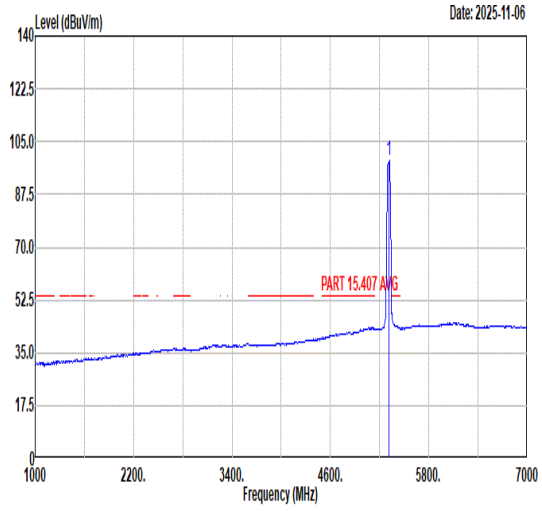 Freq Level Limit Line Margin (dB) Read Level Ant Factor Cable Loss Preamp Factor APos TPos Remark MHz dBuV/m dBuV/m dBuV dB/m dB dB cm deg 1 5310.00 98.95 ------ ------ 85.11 35.93 10.58 32.67 188 71 AVERAGE

Mode	149	
	Band Edge - R	
	U-NII-2A_5.25-5.35_802.11n HT40_CH62_5310MHz	
ANT	9	
Pol.	Vertical	Fundamental
Peak	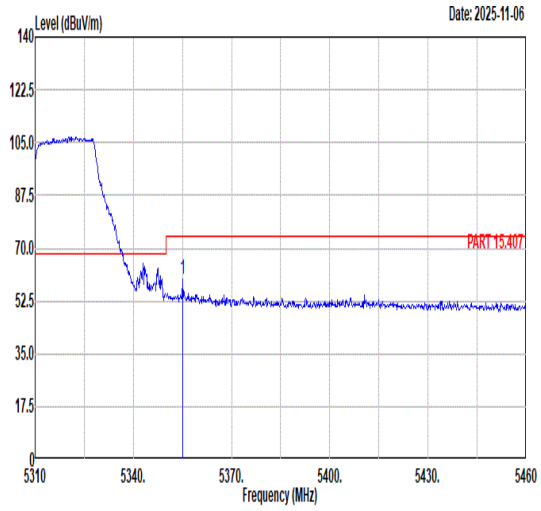 Freq Level Limit Line Margin (dB) Read Level Ant Factor Cable Loss Preamp Factor APos TPos Remark MHz dBuV/m dBuV/m dBuV dB/m dB dB cm deg 1 5355.00 59.76 74.00 -14.24 45.94 35.94 10.55 32.67 188 71 PEAK	Blank
Avg	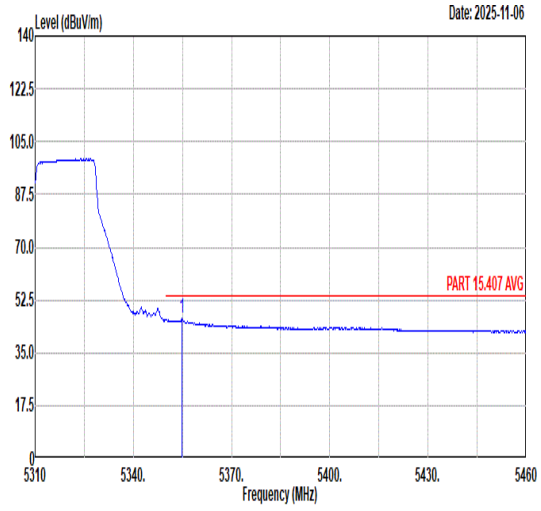 Freq Level Limit Line Margin (dB) Read Level Ant Factor Cable Loss Preamp Factor APos TPos Remark MHz dBuV/m dBuV/m dBuV dB/m dB dB cm deg 1 5354.85 46.23 54.00 -7.77 32.41 35.94 10.55 32.67 188 71 AVERAGE	Blank

Mode	150	
	Band Edge - L	
	U-NII-2C_5.47-5.725_802.11n HT40_CH102_5510MHz	
ANT	9	
Pol.	Horizontal	Fundamental
Peak	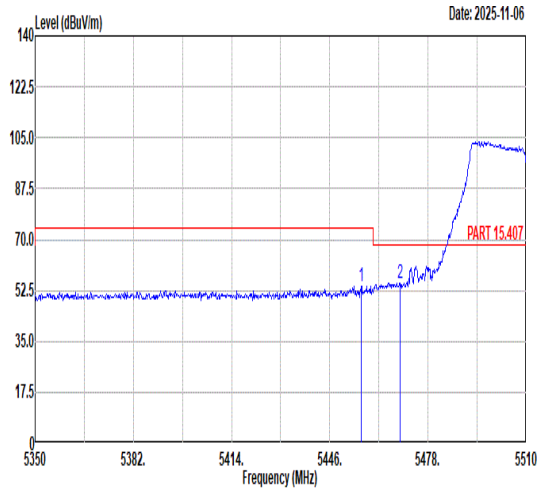 Freq Level Limit Line Margin (dB) Read Level Ant Factor Cable Loss Preamp Factor APos TPos Remark MHz dBuV/m dBuV/m dBuV dB/m dB dB cm deg 1 5456.24 54.01 74.00 -19.99 40.18 35.98 10.54 32.69 245 62 PEAK 2 5468.88 55.01 68.30 -13.29 41.16 35.99 10.55 32.69 245 62 PEAK	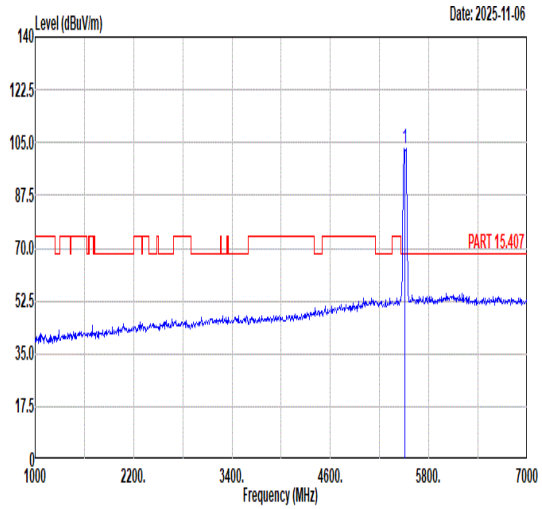 Freq Level Limit Line Margin (dB) Read Level Ant Factor Cable Loss Preamp Factor APos TPos Remark MHz dBuV/m dBuV/m dBuV dB/m dB dB cm deg 1 5510.00 103.12 ------ ------ 89.25 36.00 10.57 32.70 245 62 PEAK
Avg	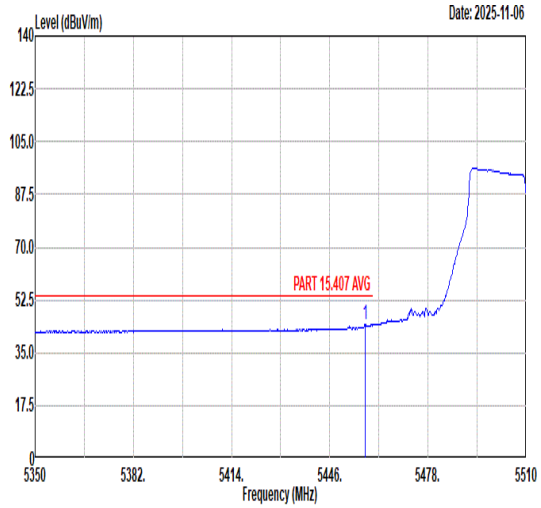 Freq Level Limit Line Margin (dB) Read Level Ant Factor Cable Loss Preamp Factor APos TPos Remark MHz dBuV/m dBuV/m dBuV dB/m dB dB cm deg 1 5457.52 44.36 54.00 -9.64 30.53 35.98 10.54 32.69 245 62 AVERAGE	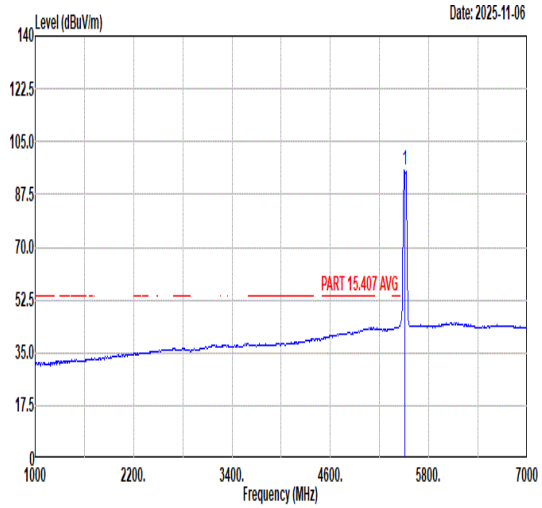 Freq Level Limit Line Margin (dB) Read Level Ant Factor Cable Loss Preamp Factor APos TPos Remark MHz dBuV/m dBuV/m dBuV dB/m dB dB cm deg 1 5510.00 95.74 ------ ------ 81.87 36.00 10.57 32.70 245 62 AVERAGE

Mode	150	
	Band Edge - R	
	U-NII-2C_5.47-5.725_802.11n HT40_CH102_5510MHz	
ANT	9	
Pol.	Horizontal	Fundamental
Peak	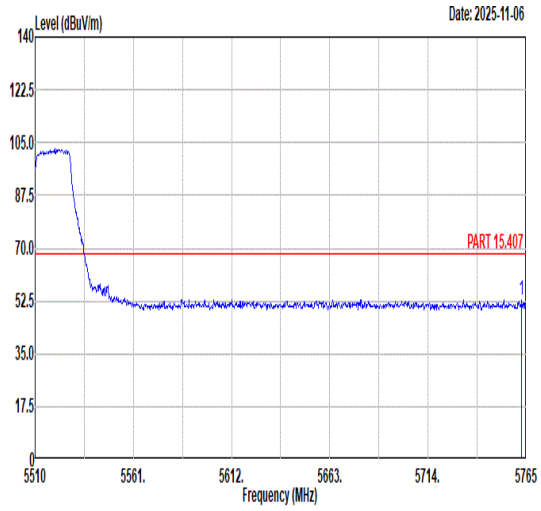 Freq Level Limit Line Margin (dB) Read Level Ant Factor Cable Loss Preamp Factor APos TPos Remark MHz dBuV/m dBuV/m dBuV dB/m dB dB cm deg 1 5762.71 52.94 68.30 -15.36 38.49 36.42 10.84 32.81 245 62 PEAK	Blank

Mode	150	
	Band Edge - L	
	U-NII-2C_5.47-5.725_802.11n HT40_CH102_5510MHz	
ANT	9	
Pol.	Vertical	Fundamental
Peak	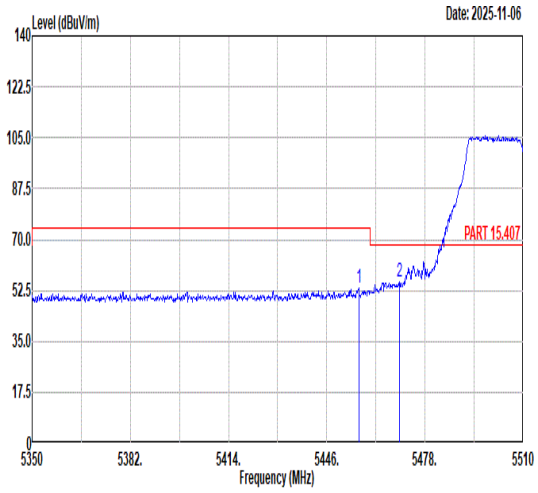 Freq Level Limit Line Margin (dB) Read Level Ant Factor Cable Loss Preamp Factor APos TPos Remark MHz dBuV/m dBuV/m dBuV dB/m dB dB cm deg 1 5456.40 53.11 74.00 -20.89 39.28 35.98 10.54 32.69 197 65 PEAK 2 5469.68 55.25 68.30 -13.05 41.40 35.99 10.55 32.69 197 65 PEAK	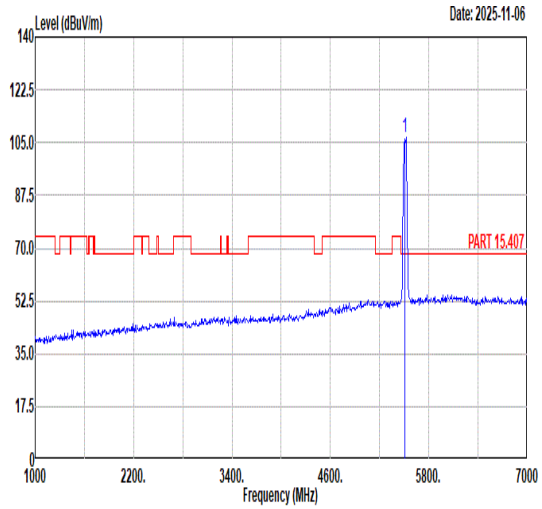 Freq Level Limit Line Margin (dB) Read Level Ant Factor Cable Loss Preamp Factor APos TPos Remark MHz dBuV/m dBuV/m dBuV dB/m dB dB cm deg 1 5510.00 106.49 ------ ------ 92.54 36.05 10.61 32.71 197 65 PEAK
Avg	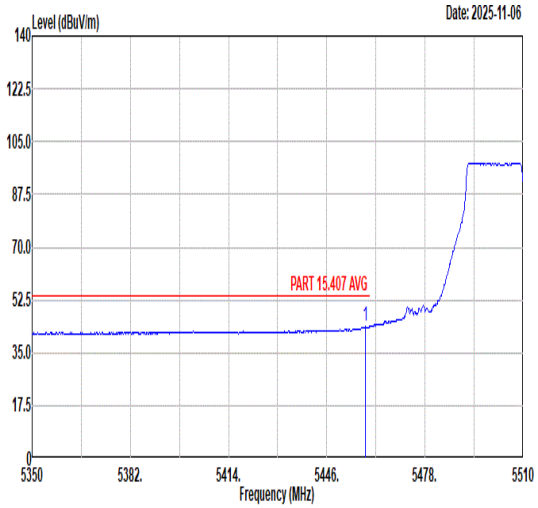 Freq Level Limit Line Margin (dB) Read Level Ant Factor Cable Loss Preamp Factor APos TPos Remark MHz dBuV/m dBuV/m dBuV dB/m dB dB cm deg 1 5458.64 43.71 54.00 -10.29 29.88 35.98 10.54 32.69 197 65 AVERAGE	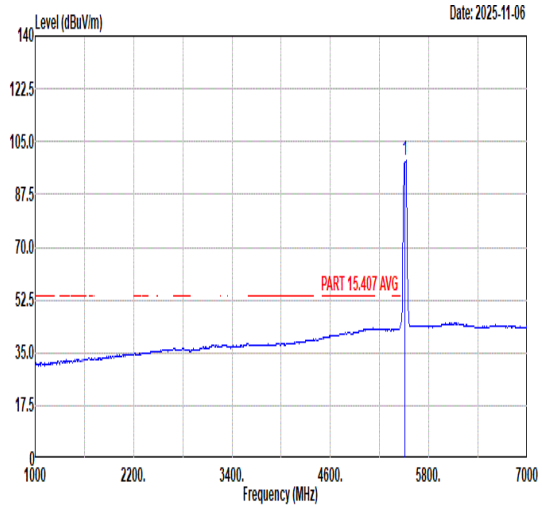 Freq Level Limit Line Margin (dB) Read Level Ant Factor Cable Loss Preamp Factor APos TPos Remark MHz dBuV/m dBuV/m dBuV dB/m dB dB cm deg 1 5510.00 98.96 ------ ------ 85.01 36.05 10.61 32.71 197 65 AVERAGE

Mode	150	
	Band Edge - R	
	U-NII-2C_5.47-5.725_802.11n HT40_CH102_5510MHz	
ANT	9	
Pol.	Vertical	Fundamental
Peak	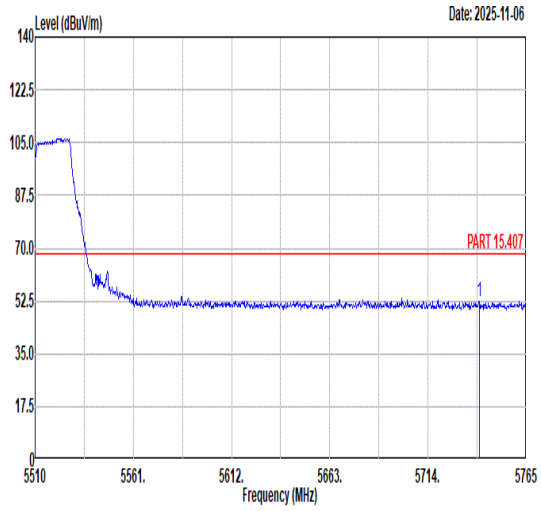 Freq Level Limit Line Margin (dB) Read Level Ant Factor Cable Loss Preamp Factor APos TPos Remark MHz dBuV/m dBuV/m dBuV dB/m dB dB cm deg 1 5740.52 52.50 68.30 -15.80 38.06 36.38 10.86 32.80 197 65 PEAK	Blank

Mode	151	
	Band Edge - L	
	U-NII-2C_5.47-5.725_802.11n HT40_CH134_5670MHz	
ANT	9	
Pol.	Horizontal	Fundamental
Peak	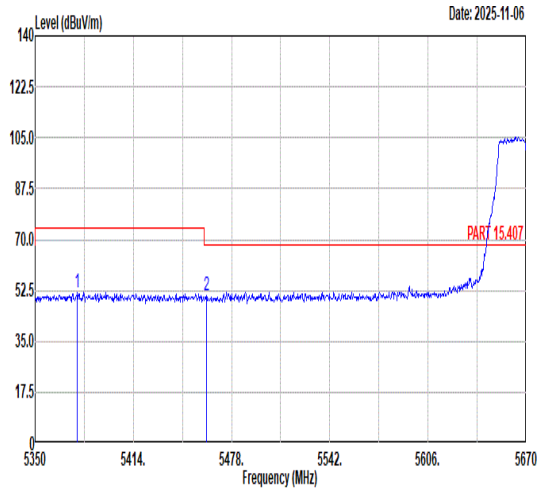 Freq Level Limit Line Margin (dB) Read Level Ant Factor Cable Loss Preamp Factor APos TPos Remark MHz dBuV/m dBuV/m dBuV dB/m dB dB cm deg 1 5377.52 51.73 74.00 -22.27 37.94 35.95 10.52 32.68 198 73 PEAK 2 5461.68 50.51 68.30 -17.79 36.67 35.98 10.55 32.69 198 73 PEAK	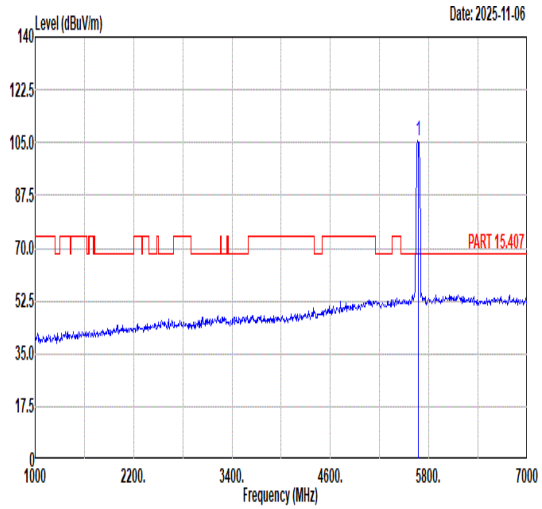 Freq Level Limit Line Margin (dB) Read Level Ant Factor Cable Loss Preamp Factor APos TPos Remark MHz dBuV/m dBuV/m dBuV dB/m dB dB cm deg 1 5670.00 105.50 ------ ------ 91.17 36.26 10.83 32.76 198 73 PEAK
Avg	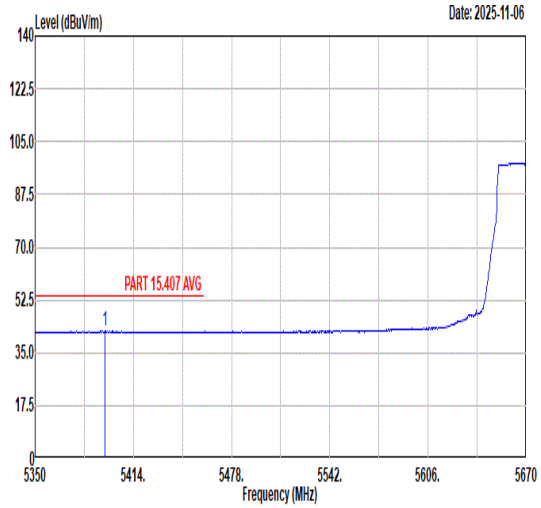 Freq Level Limit Line Margin (dB) Read Level Ant Factor Cable Loss Preamp Factor APos TPos Remark MHz dBuV/m dBuV/m dBuV dB/m dB dB cm deg 1 5395.44 42.18 54.00 -11.82 28.39 35.96 10.51 32.68 198 73 AVERAGE	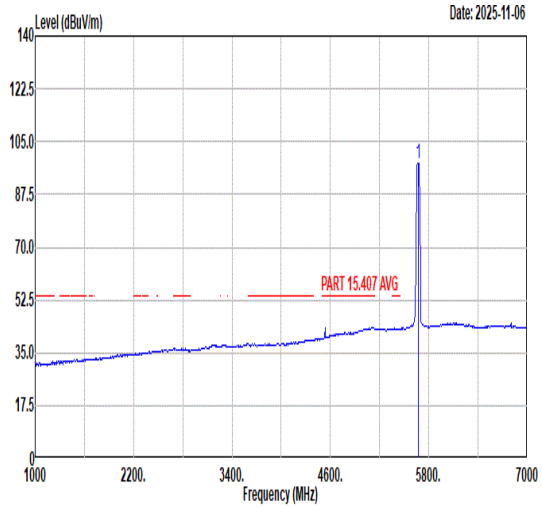 Freq Level Limit Line Margin (dB) Read Level Ant Factor Cable Loss Preamp Factor APos TPos Remark MHz dBuV/m dBuV/m dBuV dB/m dB dB cm deg 1 5670.00 97.69 ------ ------ 83.36 36.26 10.83 32.76 198 73 AVERAGE

Mode	151	
	Band Edge - R	
	U-NII-2C_5.47-5.725_802.11n HT40_CH134_5670MHz	
ANT	9	
Pol.	Horizontal	Fundamental
Peak	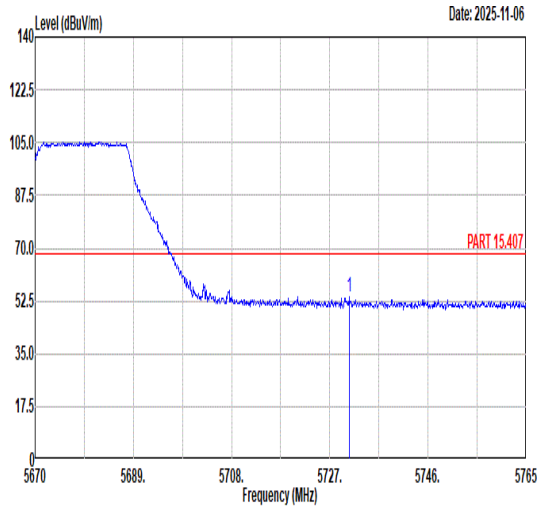 Freq Level Limit Line Margin (dB) Read Level Ant Factor Cable Loss Preamp Factor APos TPos Remark MHz dBuV/m dBuV/m dBuV dB/m dB dB cm deg 1 5730.80 53.95 68.30 -14.35 39.50 36.37 10.87 32.79 198 73 PEAK	Blank

Mode	151	
	Band Edge - L	
	U-NII-2C_5.47-5.725_802.11n HT40_CH134_5670MHz	
ANT	9	
Pol.	Vertical	Fundamental
Peak	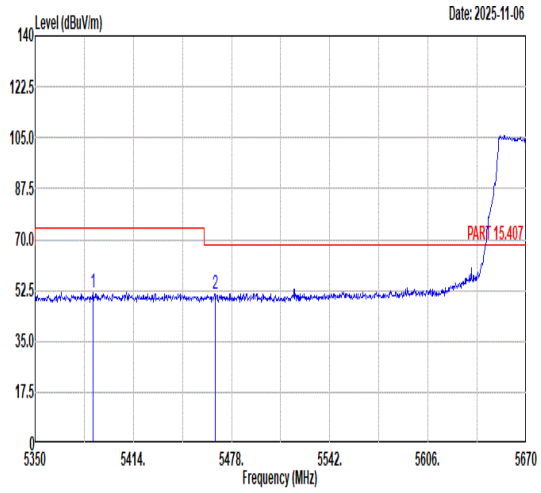 Freq Level Limit Line Margin (dB) Read Level Ant Factor Cable Loss Preamp Factor APos TPos Remark MHz dBuV/m dBuV/m dBuV dB/m dB dB cm deg 1 5387.76 51.72 74.00 -22.28 37.93 35.96 10.51 32.68 210 70 PEAK 2 5467.12 51.14 68.30 -17.16 37.29 35.99 10.55 32.69 210 70 PEAK	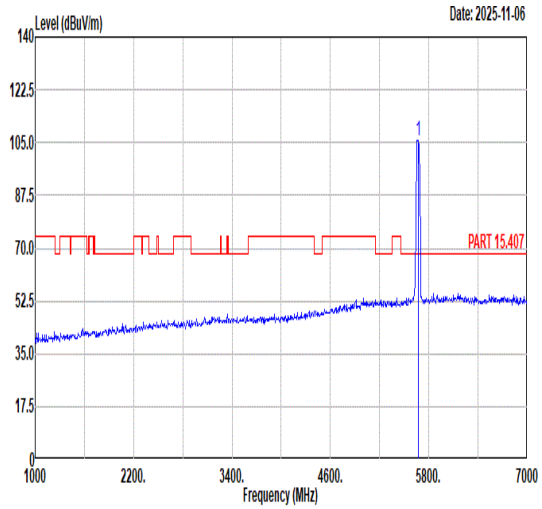 Freq Level Limit Line Margin (dB) Read Level Ant Factor Cable Loss Preamp Factor APos TPos Remark MHz dBuV/m dBuV/m dBuV dB/m dB dB cm deg 1 5670.00 105.92 ------ ------ 91.61 36.25 10.82 32.76 210 70 PEAK
Avg	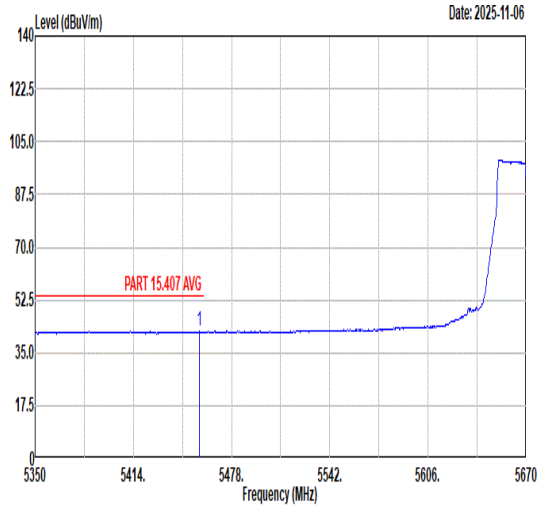 Freq Level Limit Line Margin (dB) Read Level Ant Factor Cable Loss Preamp Factor APos TPos Remark MHz dBuV/m dBuV/m dBuV dB/m dB dB cm deg 1 5457.20 42.11 54.00 -11.89 28.28 35.98 10.54 32.69 210 70 AVERAGE	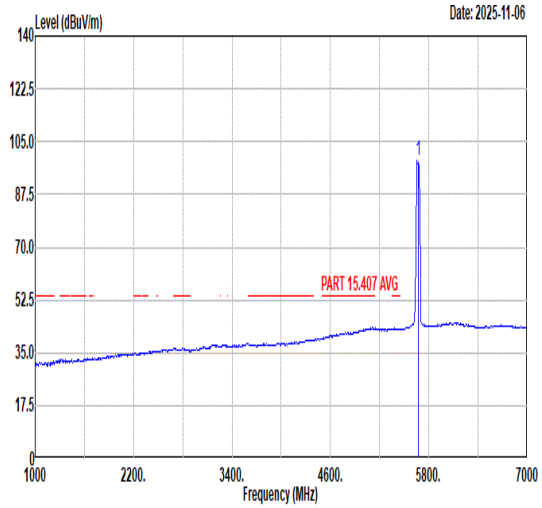 Freq Level Limit Line Margin (dB) Read Level Ant Factor Cable Loss Preamp Factor APos TPos Remark MHz dBuV/m dBuV/m dBuV dB/m dB dB cm deg 1 5670.00 98.64 ------ ------ 84.35 36.24 10.81 32.76 210 70 AVERAGE

Mode	151	
	Band Edge - R	
	U-NII-2C_5.47-5.725_802.11n HT40_CH134_5670MHz	
ANT	9	
Pol.	Vertical	Fundamental
Peak	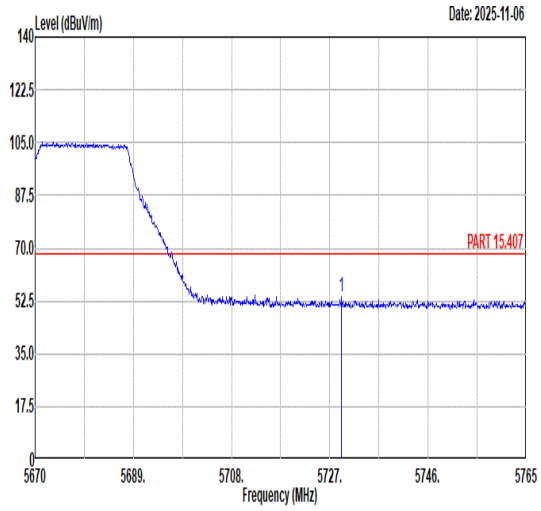 Freq Level Limit Line Margin (dB) Read Level Ant Factor Cable Loss Preamp Factor APos TPos Remark MHz dBuV/m dBuV/m dBuV dB/m dB dB cm deg 1 5729.28 53.69 68.30 -14.61 39.24 36.37 10.87 32.79 210 70 PEAK	Blank

Mode	152	
	Band Edge - L	
	U-NII-1_5.15-5.25_802.11ac VHT80_CH42_5210MHz	
ANT	9	
Pol.	Horizontal	Fundamental
Peak	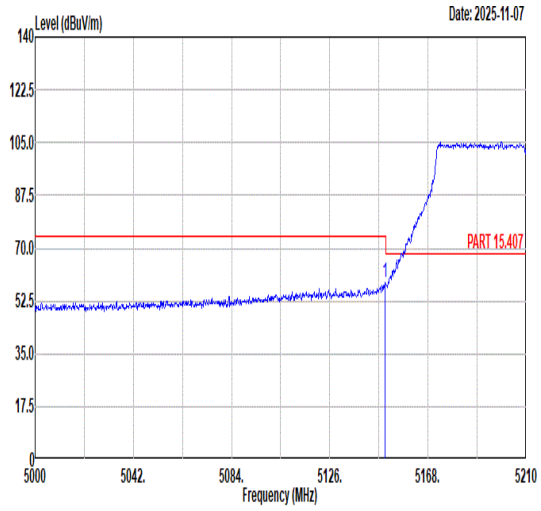 Freq Level Limit Line Margin (dB) Read Level Ant Factor Cable Loss Preamp Factor APos TPos Remark MHz dBuV/m dBuV/m dBuV dB/m dB dB cm deg 1 5149.52 58.72 74.00 -15.28 44.98 35.86 10.51 32.63 177 61 PEAK	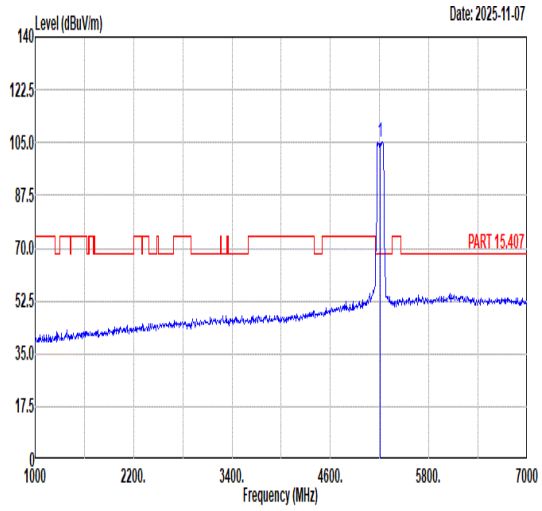 Freq Level Limit Line Margin (dB) Read Level Ant Factor Cable Loss Preamp Factor APos TPos Remark MHz dBuV/m dBuV/m dBuV dB/m dB dB cm deg 1 5210.00 105.14 ------ ------ 91.42 35.89 10.48 32.65 177 61 PEAK
Avg	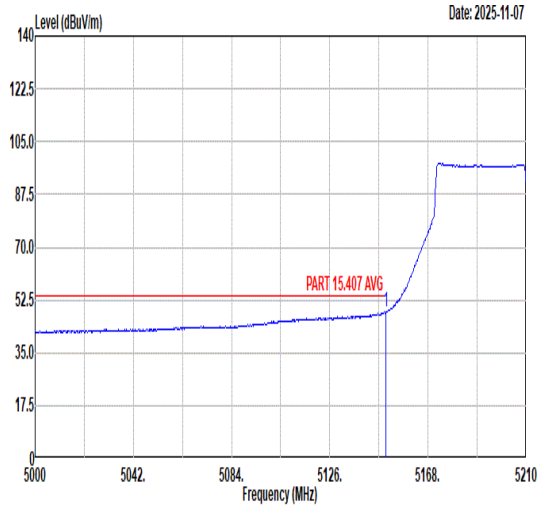 Freq Level Limit Line Margin (dB) Read Level Ant Factor Cable Loss Preamp Factor APos TPos Remark MHz dBuV/m dBuV/m dBuV dB/m dB dB cm deg 1 5149.94 48.47 54.00 -5.53 34.73 35.86 10.51 32.63 177 61 AVERAGE	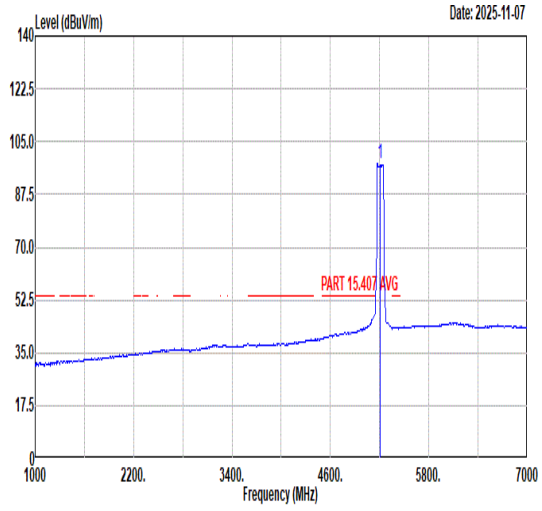 Freq Level Limit Line Margin (dB) Read Level Ant Factor Cable Loss Preamp Factor APos TPos Remark MHz dBuV/m dBuV/m dBuV dB/m dB dB cm deg 1 5210.00 97.53 ------ ------ 83.82 35.87 10.47 32.63 177 61 AVERAGE

Mode	152	
	Band Edge - R	
	U-NII-1_5.15-5.25_802.11ac VHT80_CH42_5210MHz	
ANT	9	
Pol.	Horizontal	Fundamental
Peak	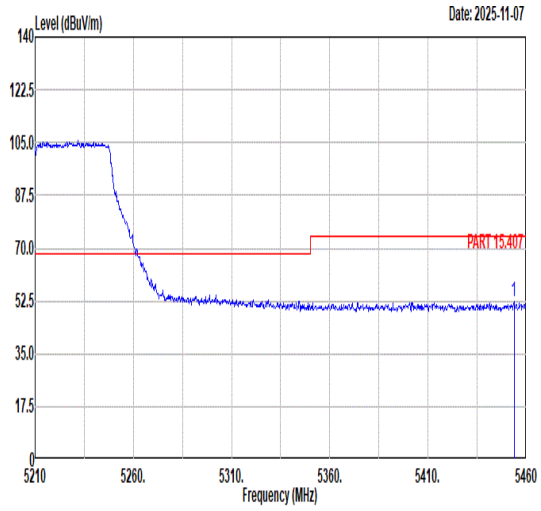 Freq Level Limit Line Margin (dB) Read Level Ant Factor Cable Loss Preamp Factor APos TPos Remark MHz dBuV/m dBuV/m dBuV dB/m dB dB cm deg 1 5453.75 52.30 74.00 -21.70 38.47 35.98 10.54 32.69 177 61 PEAK	Blank
Avg	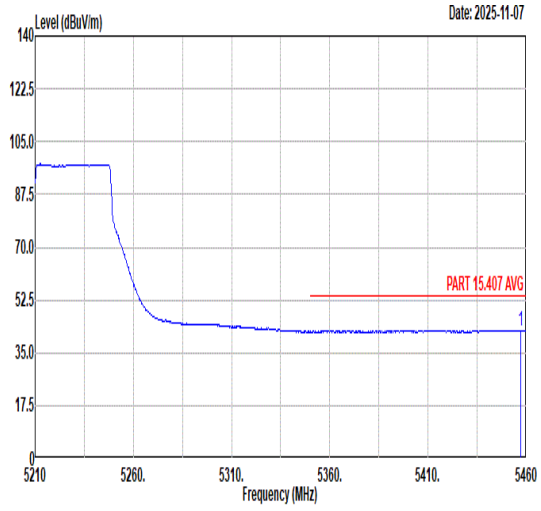 Freq Level Limit Line Margin (dB) Read Level Ant Factor Cable Loss Preamp Factor APos TPos Remark MHz dBuV/m dBuV/m dBuV dB/m dB dB cm deg 1 5457.25 42.47 54.00 -11.53 28.64 35.98 10.54 32.69 177 61 AVERAGE	Blank

Mode	152	
	Band Edge - L	
	U-NII-1_5.15-5.25_802.11ac VHT80_CH42_5210MHz	
ANT	9	
Pol.	Vertical	Fundamental
Peak	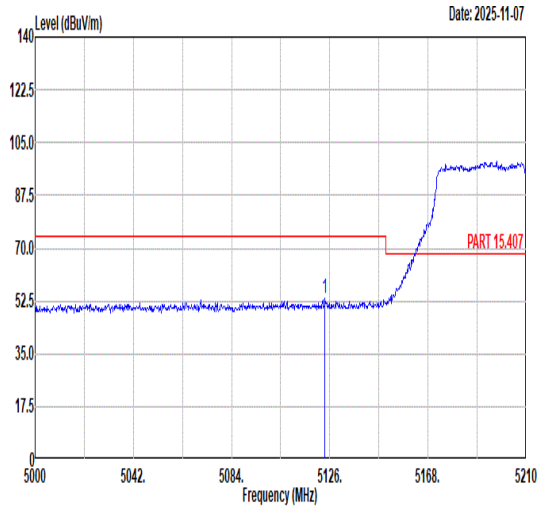 Freq Level Limit Line Margin (dB) Read Level Ant Factor Cable Loss Preamp Factor APos TPos Remark MHz dBuV/m dBuV/m dBuV dB/m dB dB cm deg 1 5123.90 53.26 74.00 -20.74 39.47 35.85 10.56 32.62 253 73 PEAK	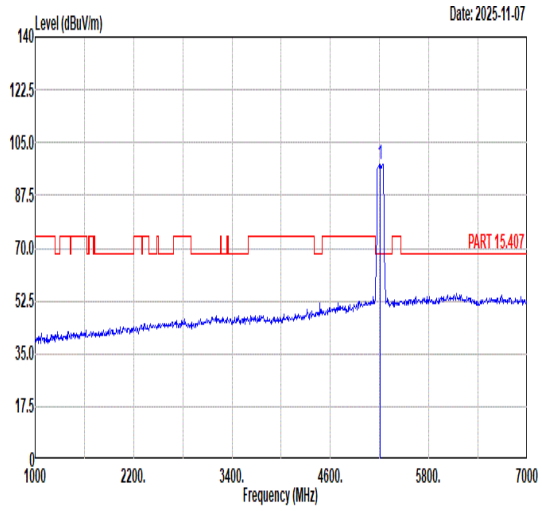 Freq Level Limit Line Margin (dB) Read Level Ant Factor Cable Loss Preamp Factor APos TPos Remark MHz dBuV/m dBuV/m dBuV dB/m dB dB cm deg 1 5210.00 97.67 ------ ------ 83.95 35.89 10.48 32.65 253 73 PEAK
Avg	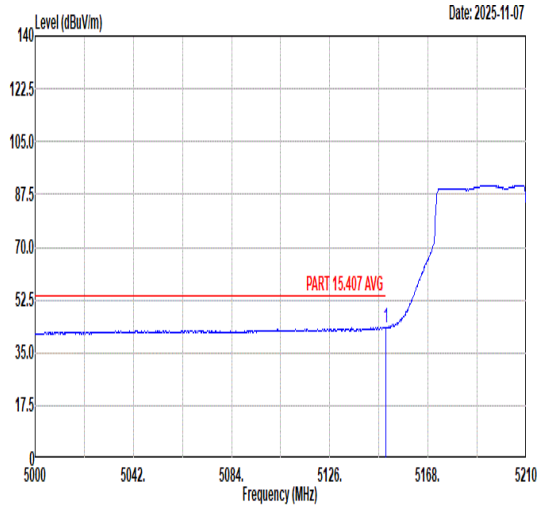 Freq Level Limit Line Margin (dB) Read Level Ant Factor Cable Loss Preamp Factor APos TPos Remark MHz dBuV/m dBuV/m dBuV dB/m dB dB cm deg 1 5149.94 43.57 54.00 -10.43 29.83 35.86 10.51 32.63 253 73 AVERAGE	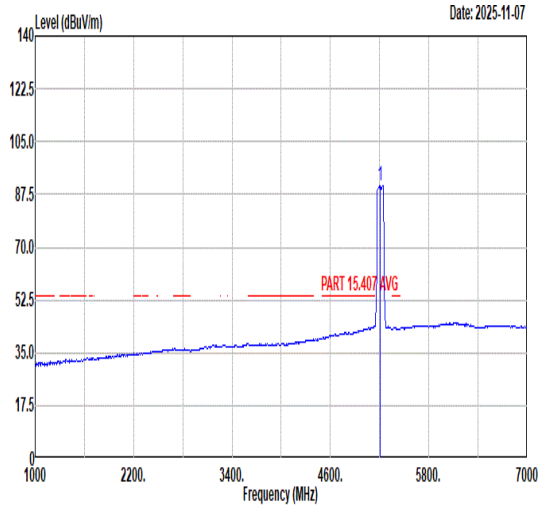 Freq Level Limit Line Margin (dB) Read Level Ant Factor Cable Loss Preamp Factor APos TPos Remark MHz dBuV/m dBuV/m dBuV dB/m dB dB cm deg 1 5210.00 90.43 ------ ------ 76.69 35.90 10.49 32.65 253 73 AVERAGE

Mode	152	
	Band Edge - R	
	U-NII-1_5.15-5.25_802.11ac VHT80_CH42_5210MHz	
ANT	9	
Pol.	Vertical	Fundamental
Peak	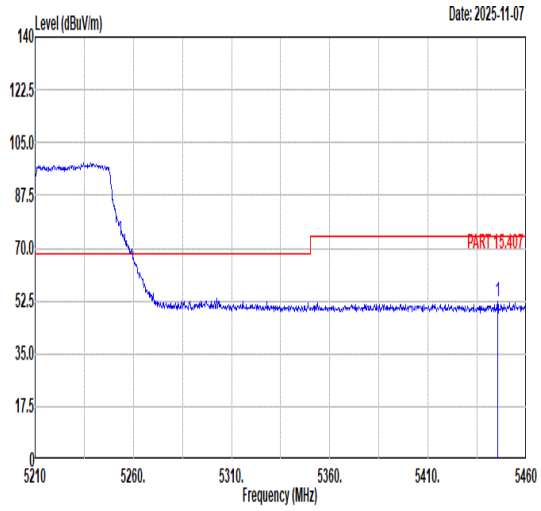 Freq Level Limit Line Margin (dB) Read Level Ant Factor Cable Loss Preamp Factor APos TPos Remark MHz dBuV/m dBuV/m dBuV dB/m dB dB cm deg 1 5445.50 52.08 74.00 -21.92 38.26 35.98 10.53 32.69 253 73 PEAK	Blank
Avg	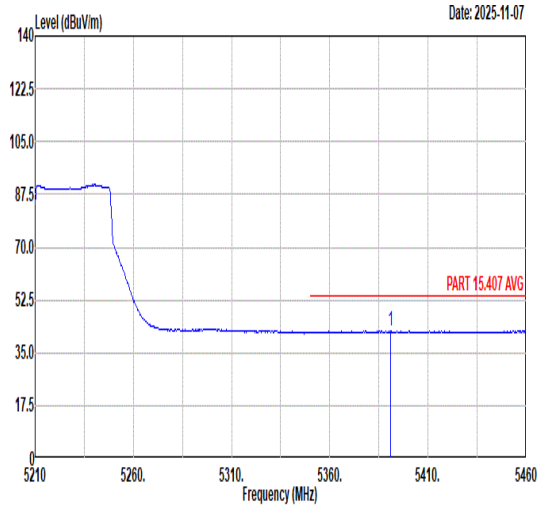 Freq Level Limit Line Margin (dB) Read Level Ant Factor Cable Loss Preamp Factor APos TPos Remark MHz dBuV/m dBuV/m dBuV dB/m dB dB cm deg 1 5391.00 42.22 54.00 -11.78 28.43 35.96 10.51 32.68 253 73 AVERAGE	Blank

Mode	153	
	Band Edge - L	
	U-NII-2A_5.25-5.35_802.11ac VHT80_CH58_5290MHz	
ANT	9	
Pol.	Horizontal	Fundamental
Peak	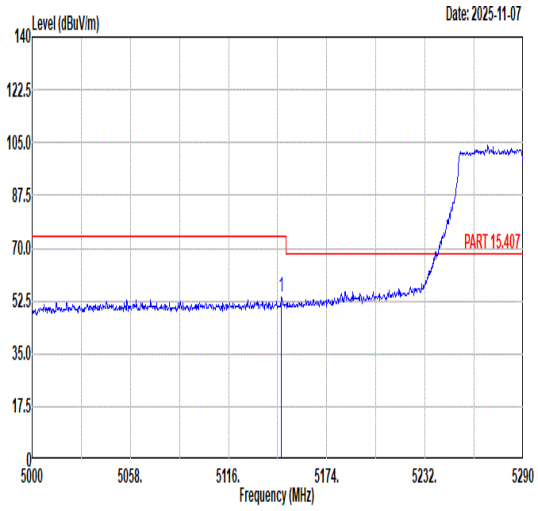 Freq Level Limit Line Margin (dB) Read Level Ant Factor Cable Loss Preamp Factor APos TPos Remark MHz dBuV/m dBuV/m dBuV dB/m dB dB cm deg 1 5147.32 53.77 74.00 -20.23 40.02 35.86 10.52 32.63 203 127 PEAK	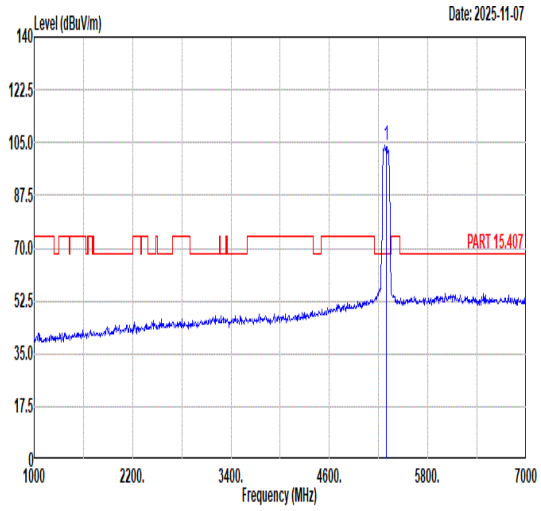 Freq Level Limit Line Margin (dB) Read Level Ant Factor Cable Loss Preamp Factor APos TPos Remark MHz dBuV/m dBuV/m dBuV dB/m dB dB cm deg 1 5290.00 104.08 ------ ------ 90.27 35.91 10.56 32.66 203 127 PEAK
Avg	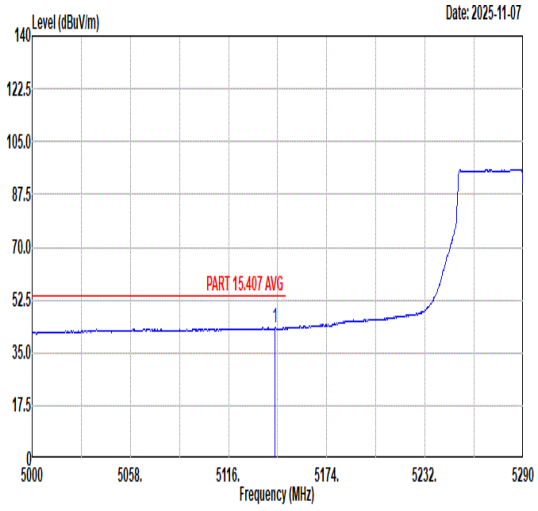 Freq Level Limit Line Margin (dB) Read Level Ant Factor Cable Loss Preamp Factor APos TPos Remark MHz dBuV/m dBuV/m dBuV dB/m dB dB cm deg 1 5143.55 43.15 54.00 -10.85 29.40 35.86 10.52 32.63 203 127 AVERAGE	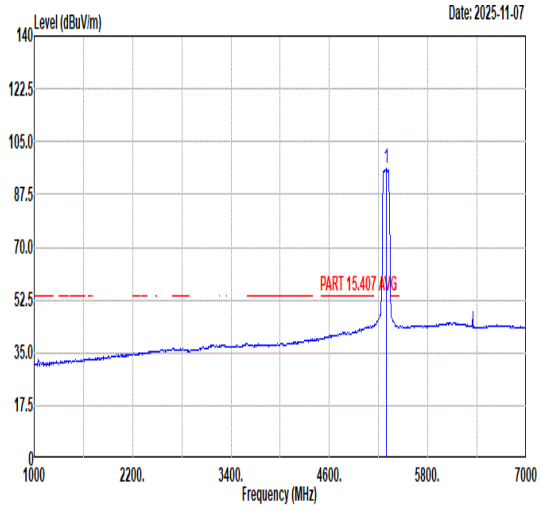 Freq Level Limit Line Margin (dB) Read Level Ant Factor Cable Loss Preamp Factor APos TPos Remark MHz dBuV/m dBuV/m dBuV dB/m dB dB cm deg 1 5290.00 95.91 ------ ------ 82.06 35.92 10.59 32.66 203 127 AVERAGE

Mode	153	
	Band Edge - R	
	U-NII-2A_5.25-5.35_802.11ac VHT80_CH58_5290MHz	
ANT	9	
Pol.	Horizontal	Fundamental
Peak	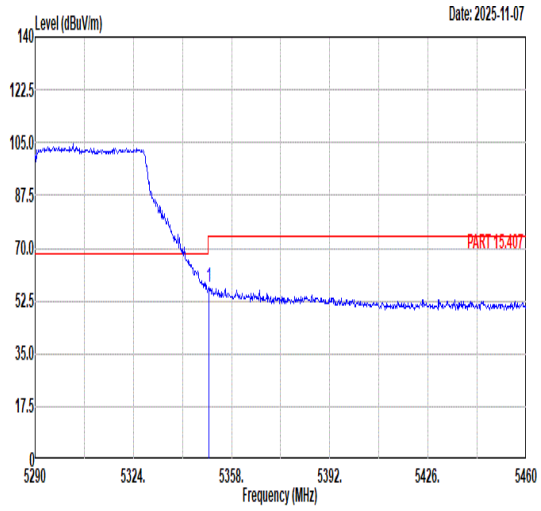 Freq Level Limit Line Margin (dB) Read Level Ant Factor Cable Loss Preamp Factor APos TPos Remark MHz dBuV/m dBuV/m dBuV dB/m dB dB cm deg 1 5350.18 57.10 74.00 -16.90 43.28 35.94 10.55 32.67 203 127 PEAK	Blank
Avg	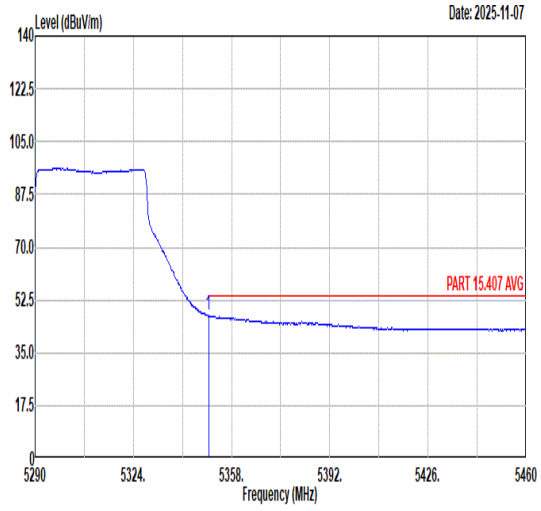 Freq Level Limit Line Margin (dB) Read Level Ant Factor Cable Loss Preamp Factor APos TPos Remark MHz dBuV/m dBuV/m dBuV dB/m dB dB cm deg 1 5350.01 47.42 54.00 -6.58 33.60 35.94 10.55 32.67 203 127 AVERAGE	Blank

Mode	153	
	Band Edge - L	
	U-NII-2A_5.25-5.35_802.11ac VHT80_CH58_5290MHz	
ANT	9	
Pol.	Vertical	Fundamental
Peak	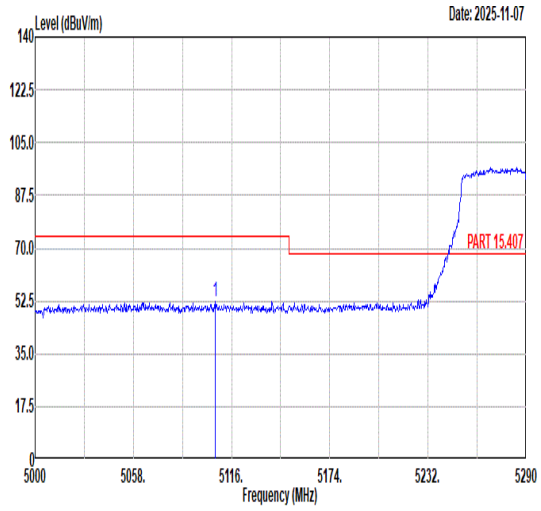 Freq Level Limit Line Margin (dB) Read Level Ant Factor Cable Loss Preamp Factor APos TPos Remark MHz dBuV/m dBuV/m dBuV dB/m dB dB cm deg 1 5106.14 52.28 74.00 -21.72 38.46 35.84 10.60 32.62 200 75 PEAK	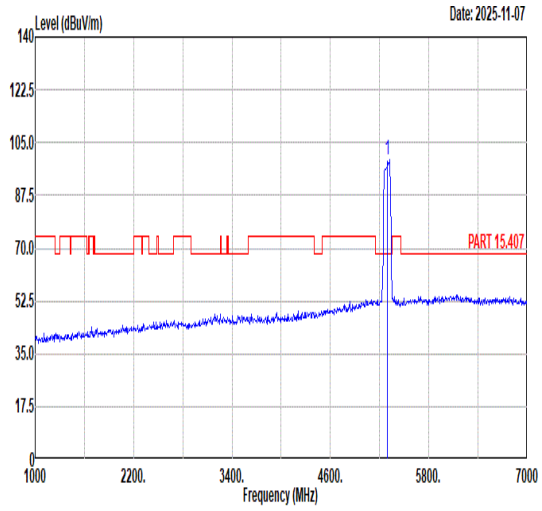 Freq Level Limit Line Margin (dB) Read Level Ant Factor Cable Loss Preamp Factor APos TPos Remark MHz dBuV/m dBuV/m dBuV dB/m dB dB cm deg 1 5290.00 99.15 ------ ------ 85.31 35.93 10.58 32.67 200 75 PEAK
Avg	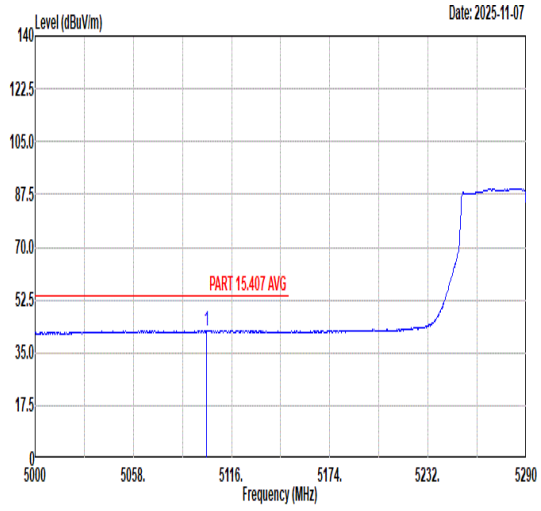 Freq Level Limit Line Margin (dB) Read Level Ant Factor Cable Loss Preamp Factor APos TPos Remark MHz dBuV/m dBuV/m dBuV dB/m dB dB cm deg 1 5101.21 42.37 54.00 -11.63 28.54 35.84 10.61 32.62 200 75 AVERAGE	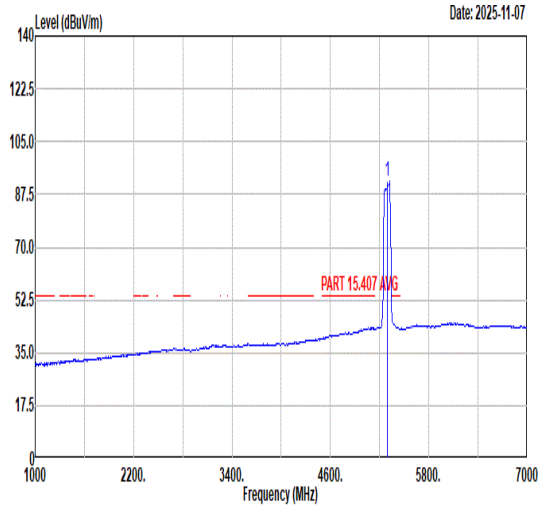 Freq Level Limit Line Margin (dB) Read Level Ant Factor Cable Loss Preamp Factor APos TPos Remark MHz dBuV/m dBuV/m dBuV dB/m dB dB cm deg 1 5290.00 91.71 ------ ------ 77.87 35.93 10.58 32.67 200 75 AVERAGE

Mode	153	
	Band Edge - R	
	U-NII-2A_5.25-5.35_802.11ac VHT80_CH58_5290MHz	
ANT	9	
Pol.	Vertical	Fundamental
Peak	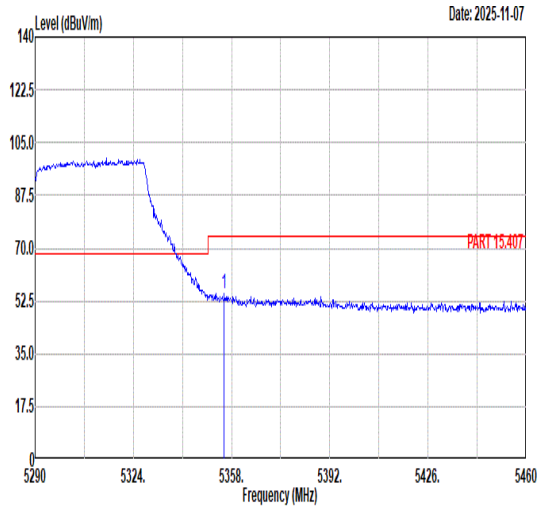 Freq Level Limit Line Margin (dB) Read Level Ant Factor Cable Loss Preamp Factor APos TPos Remark MHz dBuV/m dBuV/m dBuV dB/m dB dB cm deg 1 5355.45 54.76 74.00 -19.24 40.94 35.94 10.55 32.67 200 75 PEAK	Blank
Avg	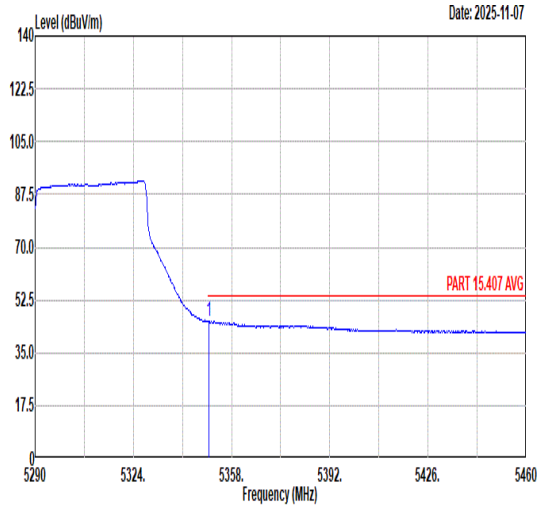 Freq Level Limit Line Margin (dB) Read Level Ant Factor Cable Loss Preamp Factor APos TPos Remark MHz dBuV/m dBuV/m dBuV dB/m dB dB cm deg 1 5350.18 45.39 54.00 -8.61 31.57 35.94 10.55 32.67 200 75 AVERAGE	Blank

Mode	154	
	Band Edge - L	
	U-NII-2C_5.47-5.725_802.11ac VHT80_CH106_5530MHz	
ANT	9	
Pol.	Horizontal	Fundamental
Peak	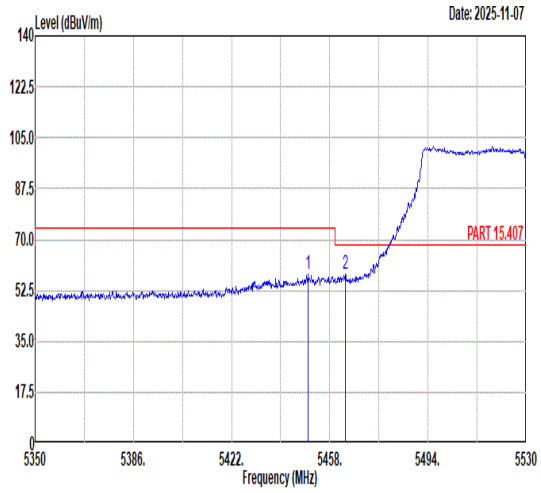 Freq Level Limit Line Margin (dB) Read Level Ant Factor Cable Loss Preamp Factor APos TPos Remark MHz dBuV/m dBuV/m dBuV dB/m dB dB cm deg 1 5449.90 57.98 74.00 -16.02 44.15 35.98 10.54 32.69 186 131 PEAK 2 5463.58 57.94 68.30 -10.36 44.09 35.99 10.55 32.69 186 131 PEAK	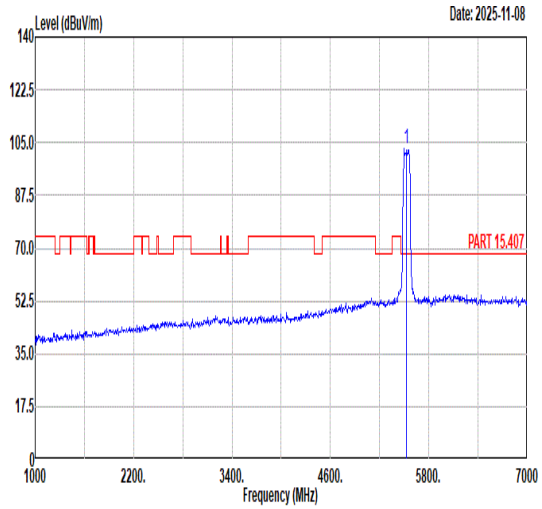 Freq Level Limit Line Margin (dB) Read Level Ant Factor Cable Loss Preamp Factor APos TPos Remark MHz dBuV/m dBuV/m dBuV dB/m dB dB cm deg 1 5530.00 103.18 ------ ------ 89.31 36.00 10.57 32.70 186 131 PEAK
Avg	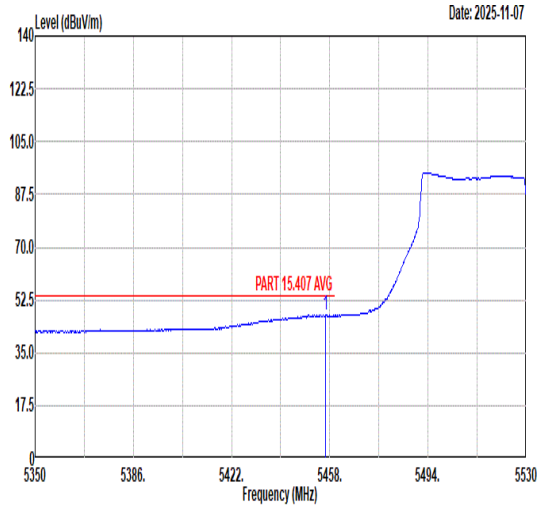 Freq Level Limit Line Margin (dB) Read Level Ant Factor Cable Loss Preamp Factor APos TPos Remark MHz dBuV/m dBuV/m dBuV dB/m dB dB cm deg 1 5456.56 47.51 54.00 -6.49 33.68 35.98 10.54 32.69 186 131 AVERAGE	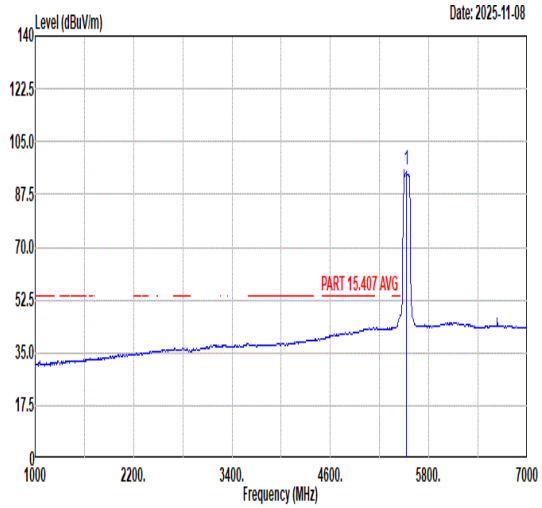 Freq Level Limit Line Margin (dB) Read Level Ant Factor Cable Loss Preamp Factor APos TPos Remark MHz dBuV/m dBuV/m dBuV dB/m dB dB cm deg 1 5530.00 95.53 ------ ------ 81.66 36.00 10.57 32.70 186 131 AVERAGE

Mode	154	
	Band Edge - R	
	U-NII-2C_5.47-5.725_802.11ac VHT80_CH106_5530MHz	
ANT	9	
Pol.	Horizontal	Fundamental
Peak	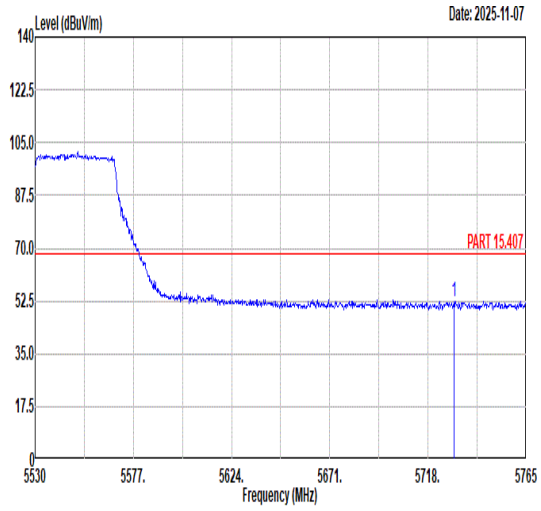 Freq Level Limit Line Margin (dB) Read Level Ant Factor Cable Loss Preamp Factor APos TPos Remark MHz dBuV/m dBuV/m dBuV dB/m dB dB cm deg 1 5730.46 52.44 68.30 -15.86 37.99 36.37 10.87 32.79 186 131 PEAK	Blank

Mode	154	
	Band Edge - L	
	U-NII-2C_5.47-5.725_802.11ac VHT80_CH106_5530MHz	
ANT	9	
Pol.	Vertical	Fundamental
Peak	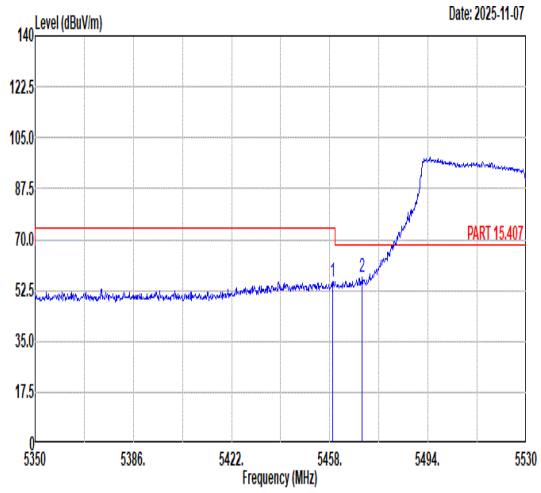 Freq Level Limit Line Margin (dB) Read Level Ant Factor Cable Loss Preamp Factor APos TPos Remark MHz dBuV/m dBuV/m dBuV dB/m dB dB cm deg 1 5459.08 55.48 74.00 -18.52 41.65 35.98 10.54 32.69 195 71 PEAK 2 5469.88 56.85 68.30 -11.45 43.00 35.99 10.55 32.69 195 71 PEAK	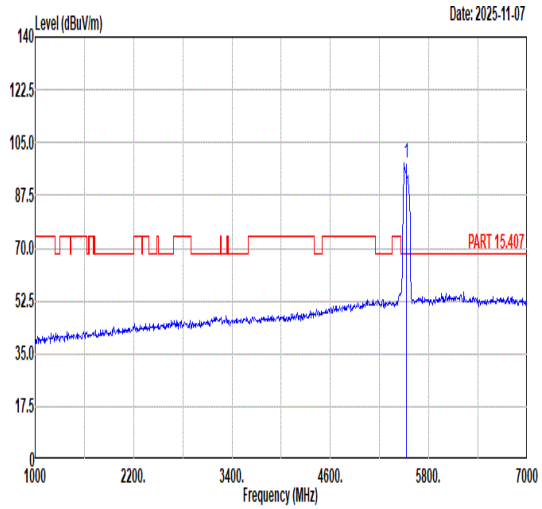 Freq Level Limit Line Margin (dB) Read Level Ant Factor Cable Loss Preamp Factor APos TPos Remark MHz dBuV/m dBuV/m dBuV dB/m dB dB cm deg 1 5530.00 98.18 ------ ------ 84.30 36.00 10.58 32.70 195 71 PEAK
Avg	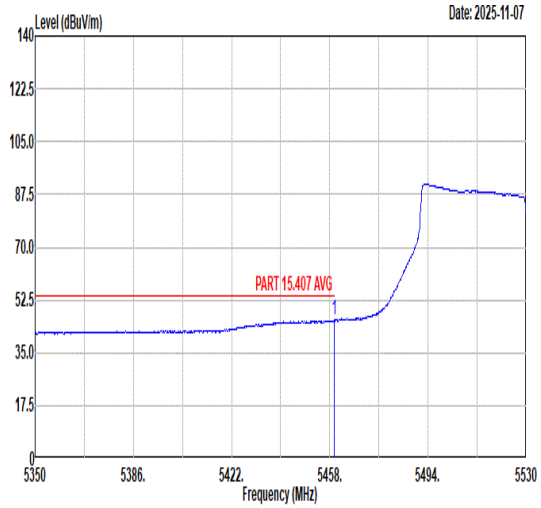 Freq Level Limit Line Margin (dB) Read Level Ant Factor Cable Loss Preamp Factor APos TPos Remark MHz dBuV/m dBuV/m dBuV dB/m dB dB cm deg 1 5459.62 46.03 54.00 -7.97 32.20 35.98 10.54 32.69 195 71 AVERAGE	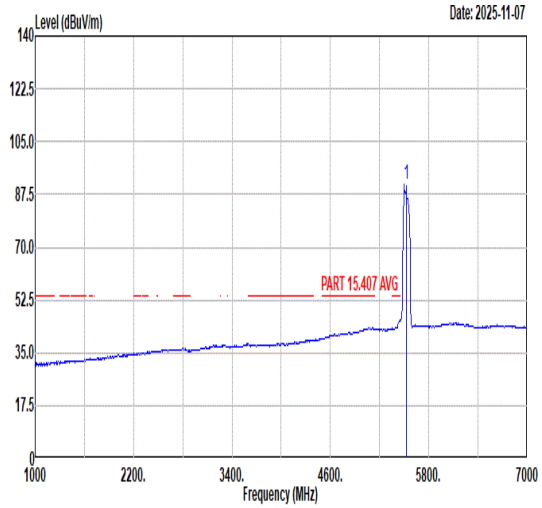 Freq Level Limit Line Margin (dB) Read Level Ant Factor Cable Loss Preamp Factor APos TPos Remark MHz dBuV/m dBuV/m dBuV dB/m dB dB cm deg 1 5530.00 90.66 ------ ------ 76.79 36.00 10.57 32.70 195 71 AVERAGE

Mode	154	
	Band Edge - R	
	U-NII-2C_5.47-5.725_802.11ac VHT80_CH106_5530MHz	
ANT	9	
Pol.	Vertical	Fundamental
Peak	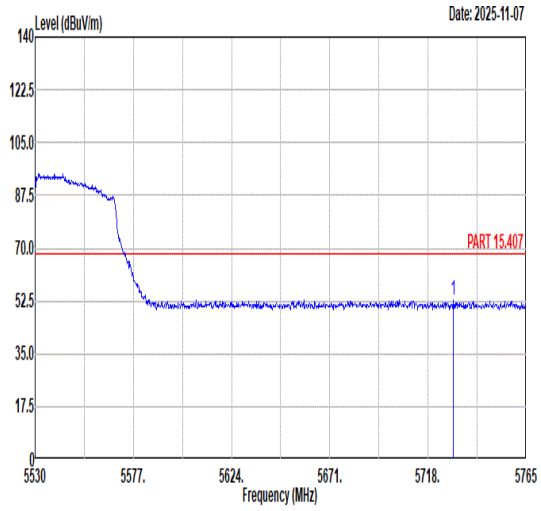 Freq Level Limit Line Margin (dB) Read Level Ant Factor Cable Loss Preamp Factor APos TPos Remark MHz dBuV/m dBuV/m dBuV dB/m dB dB cm deg 1 5730.22 52.63 68.30 -15.67 38.18 36.37 10.87 32.79 195 71 PEAK	Blank

Mode	155	
	Band Edge - L	
	U-NII-2C_5.47-5.725_802.11ac VHT80_CH122_5610MHz	
ANT	9	
Pol.	Horizontal	Fundamental
Peak	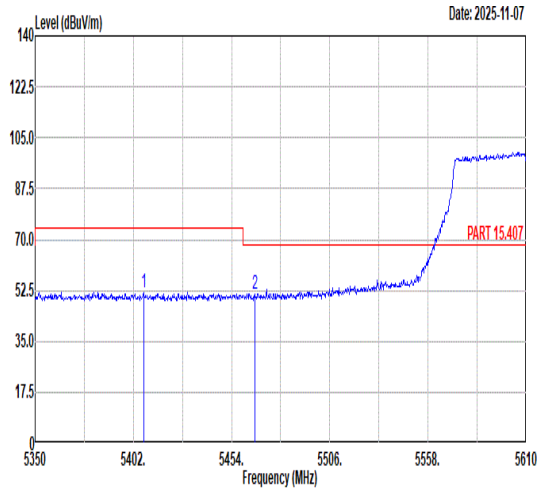 Freq Level Limit Line Margin (dB) Read Level Ant Factor Cable Loss Preamp Factor APos TPos Remark MHz dBuV/m dBuV/m dBuV dB/m dB dB cm deg 1 5407.46 51.88 74.00 -22.12 38.10 35.96 10.50 32.68 194 70 PEAK 2 5466.22 51.33 68.30 -16.97 37.48 35.99 10.55 32.69 194 70 PEAK	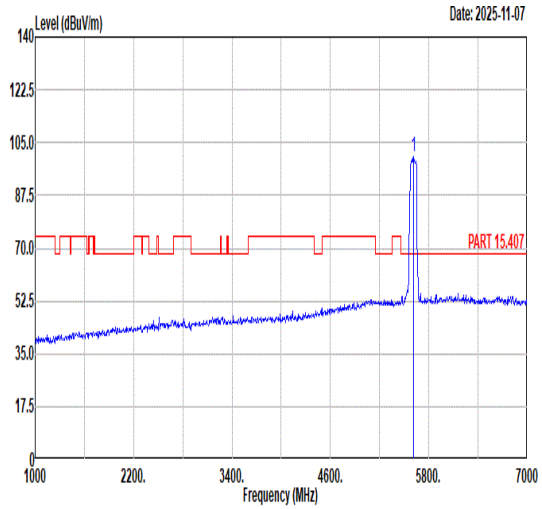 Freq Level Limit Line Margin (dB) Read Level Ant Factor Cable Loss Preamp Factor APos TPos Remark MHz dBuV/m dBuV/m dBuV dB/m dB dB cm deg 1 5610.00 100.41 ------ ------ 86.25 36.18 10.73 32.75 194 70 PEAK
Avg	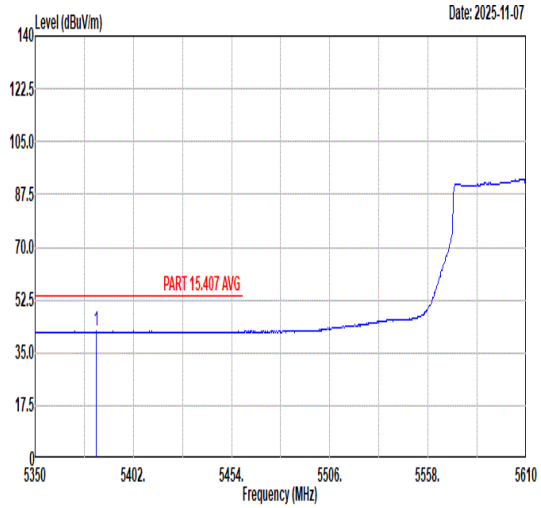 Freq Level Limit Line Margin (dB) Read Level Ant Factor Cable Loss Preamp Factor APos TPos Remark MHz dBuV/m dBuV/m dBuV dB/m dB dB cm deg 1 5382.50 42.11 54.00 -11.89 28.32 35.95 10.52 32.68 194 70 AVERAGE	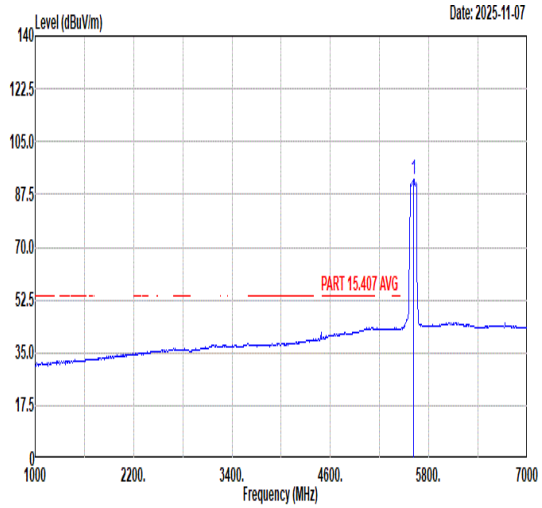 Freq Level Limit Line Margin (dB) Read Level Ant Factor Cable Loss Preamp Factor APos TPos Remark MHz dBuV/m dBuV/m dBuV dB/m dB dB cm deg 1 5610.00 92.66 ------ ------ 78.50 36.18 10.73 32.75 194 70 AVERAGE

Mode	155	
	Band Edge - R	
	U-NII-2C_5.47-5.725_802.11ac VHT80_CH122_5610MHz	
ANT	9	
Pol.	Horizontal	Fundamental
Peak	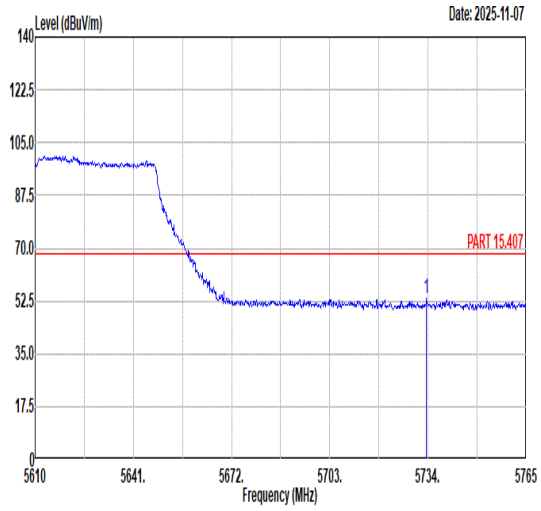 Freq Level Limit Line Margin (dB) Read Level Ant Factor Cable Loss Preamp Factor APos TPos Remark MHz dBuV/m dBuV/m dBuV dB/m dB dB cm deg 1 5733.54 53.26 68.30 -15.04 38.81 36.37 10.87 32.79 194 70 PEAK	Blank

Mode	155	
	Band Edge - L	
	U-NII-2C_5.47-5.725_802.11ac VHT80_CH122_5610MHz	
ANT	9	
Pol.	Vertical	Fundamental
Peak	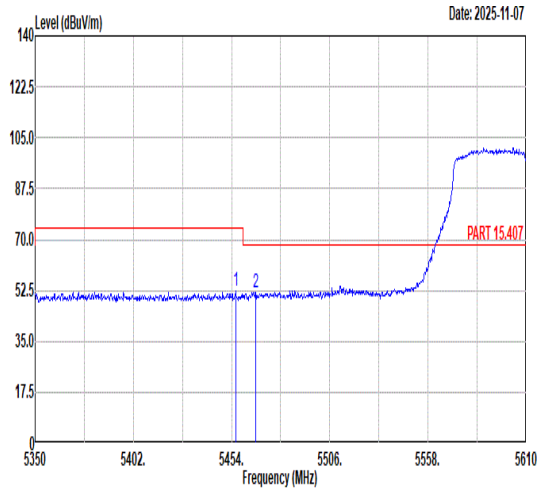 Freq Level Limit Line Margin (dB) Read Level Ant Factor Cable Loss Preamp Factor APos TPos Remark MHz dBuV/m dBuV/m dBuV dB/m dB dB cm deg 1 5456.08 52.39 74.00 -21.61 38.56 35.98 10.54 32.69 399 288 PEAK 2 5466.74 51.71 68.30 -16.59 37.86 35.99 10.55 32.69 399 288 PEAK	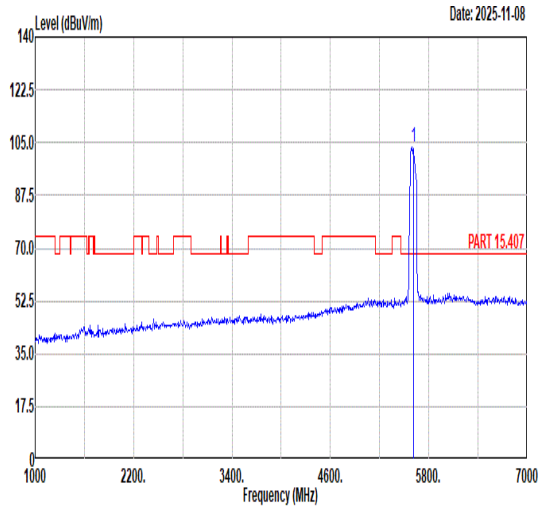 Freq Level Limit Line Margin (dB) Read Level Ant Factor Cable Loss Preamp Factor APos TPos Remark MHz dBuV/m dBuV/m dBuV dB/m dB dB cm deg 1 5610.00 103.37 ------ ------ 89.28 36.14 10.69 32.74 399 288 PEAK
Avg	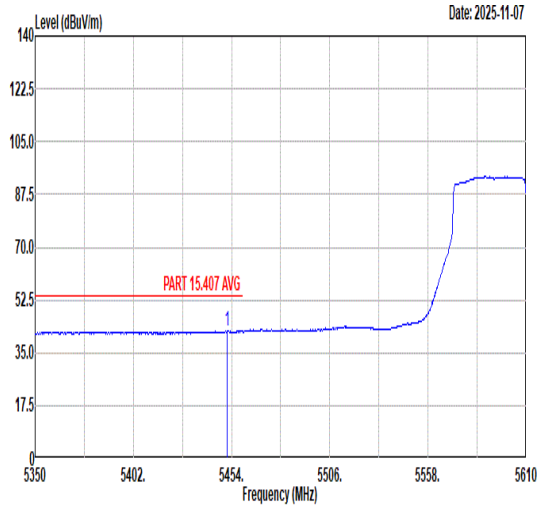 Freq Level Limit Line Margin (dB) Read Level Ant Factor Cable Loss Preamp Factor APos TPos Remark MHz dBuV/m dBuV/m dBuV dB/m dB dB cm deg 1 5451.66 42.32 54.00 -11.68 28.49 35.98 10.54 32.69 399 288 AVERAGE	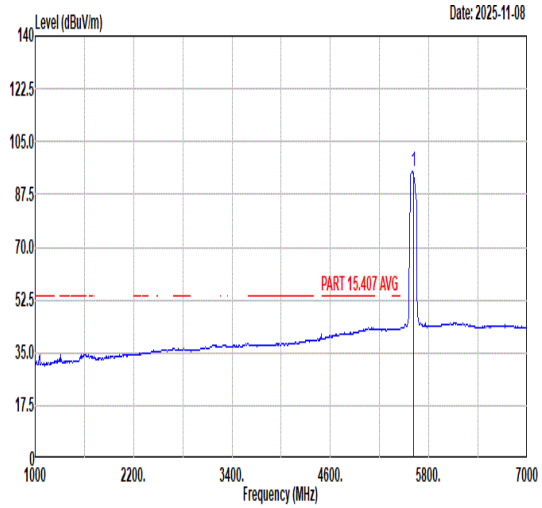 Freq Level Limit Line Margin (dB) Read Level Ant Factor Cable Loss Preamp Factor APos TPos Remark MHz dBuV/m dBuV/m dBuV dB/m dB dB cm deg 1 5610.00 94.99 ------ ------ 80.88 36.15 10.70 32.74 399 288 AVERAGE

Mode	155	
	Band Edge - R	
	U-NII-2C_5.47-5.725_802.11ac VHT80_CH122_5610MHz	
ANT	9	
Pol.	Vertical	Fundamental
Peak	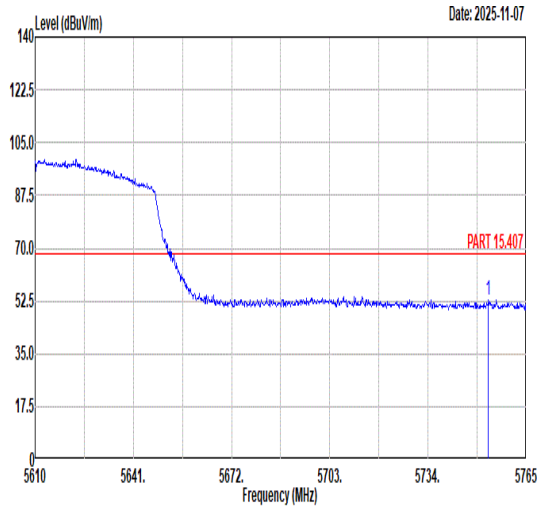 Freq Level Limit Line Margin (dB) Read Level Ant Factor Cable Loss Preamp Factor APos TPos Remark MHz dBuV/m dBuV/m dBuV dB/m dB dB cm deg 1 5753.07 52.68 68.30 -15.62 38.23 36.40 10.85 32.80 399 288 PEAK	Blank

Mode	156	
	Band Edge - L	
	U-NII-2A_5.25-5.35_802.11ac VHT160_CH50_5250MHz	
ANT	9	
Pol.	Horizontal	Fundamental
Peak	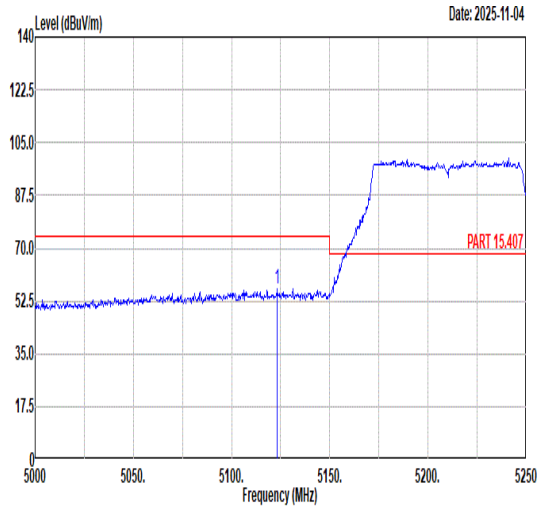 Freq Level Limit Line Margin (dB) Read Level Ant Factor Cable Loss Preamp Factor APos TPos Remark MHz dBuV/m dBuV/m dBuV dB/m dB dB cm deg 1 5123.25 56.72 74.00 -17.28 42.92 35.85 10.57 32.62 108 46 PEAK	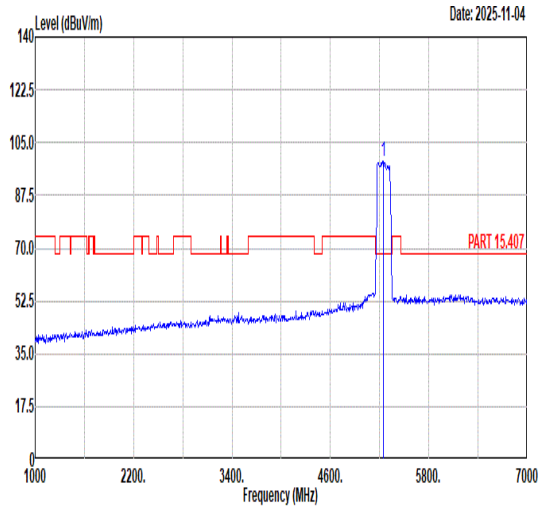 Freq Level Limit Line Margin (dB) Read Level Ant Factor Cable Loss Preamp Factor APos TPos Remark MHz dBuV/m dBuV/m dBuV dB/m dB dB cm deg 1 5250.00 98.79 ------ ------ 85.04 35.90 10.50 32.65 108 46 PEAK
Avg	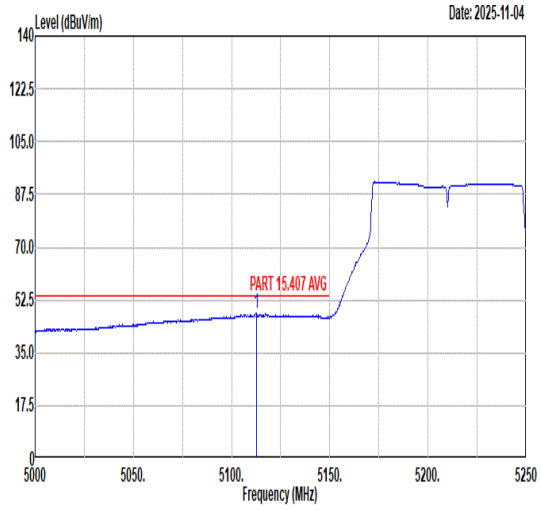 Freq Level Limit Line Margin (dB) Read Level Ant Factor Cable Loss Preamp Factor APos TPos Remark MHz dBuV/m dBuV/m dBuV dB/m dB dB cm deg 1 5112.50 48.07 54.00 -5.93 34.25 35.85 10.59 32.62 108 46 AVERAGE	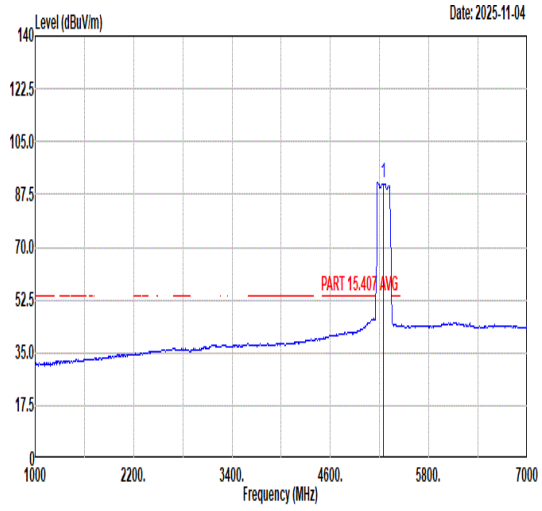 Freq Level Limit Line Margin (dB) Read Level Ant Factor Cable Loss Preamp Factor APos TPos Remark MHz dBuV/m dBuV/m dBuV dB/m dB dB cm deg 1 5250.00 91.29 ------ ------ 77.58 35.87 10.47 32.63 108 46 AVERAGE

Mode	156	
	Band Edge - R	
	U-NII-2A_5.25-5.35_802.11ac VHT160_CH50_5250MHz	
ANT	9	
Pol.	Horizontal	Fundamental
Peak	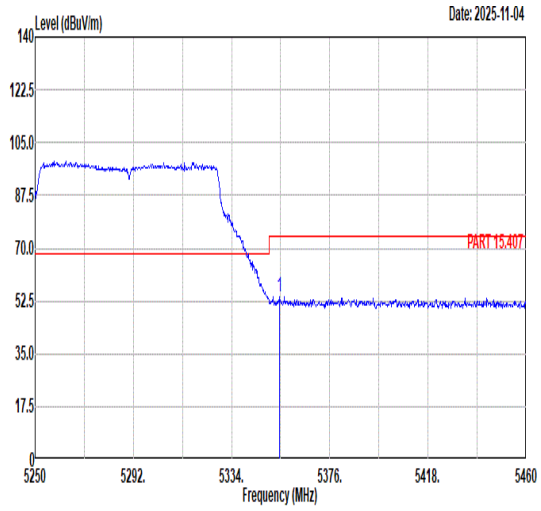 Freq Level Limit Line Margin (dB) Read Level Ant Factor Cable Loss Preamp Factor APos TPos Remark MHz dBuV/m dBuV/m dBuV dB/m dB dB cm deg 1 5354.37 53.82 74.00 -20.18 40.00 35.94 10.55 32.67 108 46 PEAK	Blank
Avg	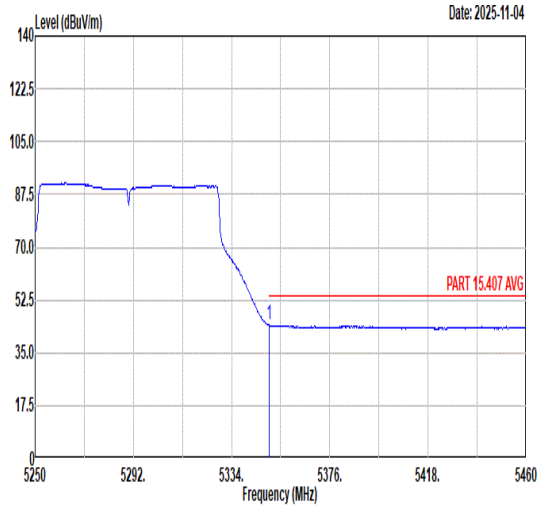 Freq Level Limit Line Margin (dB) Read Level Ant Factor Cable Loss Preamp Factor APos TPos Remark MHz dBuV/m dBuV/m dBuV dB/m dB dB cm deg 1 5350.17 44.19 54.00 -9.81 30.37 35.94 10.55 32.67 108 46 AVERAGE	Blank

Mode	156	
	Band Edge - L	
	U-NII-2A_5.25-5.35_802.11ac VHT160_CH50_5250MHz	
ANT	9	
Pol.	Vertical	Fundamental
Peak	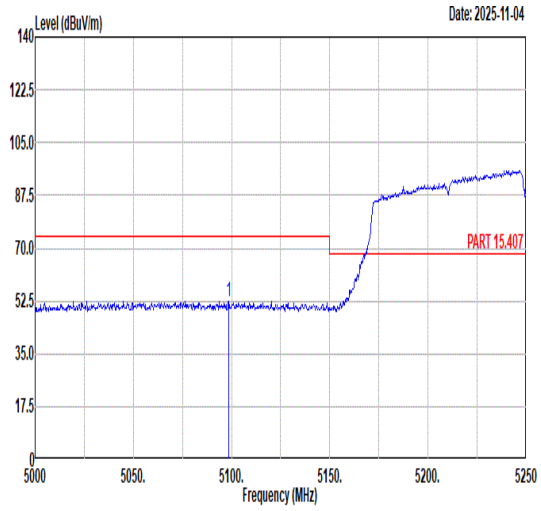 Freq Level Limit Line Margin (dB) Read Level Ant Factor Cable Loss Preamp Factor APos TPos Remark MHz dBuV/m dBuV/m dBuV dB/m dB dB cm deg 1 5098.50 52.34 74.00 -21.66 38.50 35.84 10.62 32.62 201 68 PEAK	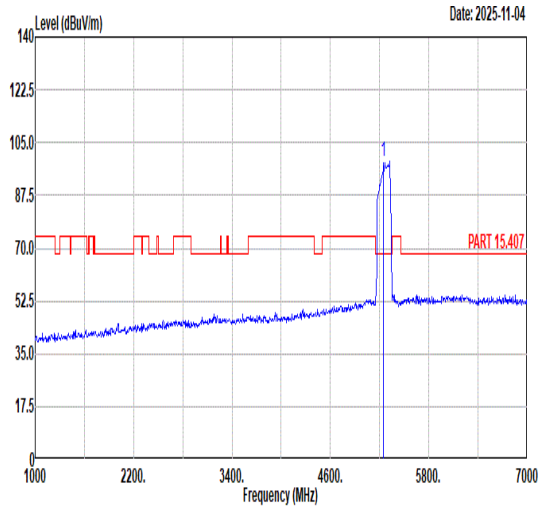 Freq Level Limit Line Margin (dB) Read Level Ant Factor Cable Loss Preamp Factor APos TPos Remark MHz dBuV/m dBuV/m dBuV dB/m dB dB cm deg 1 5250.00 98.64 ------ ------ 84.80 35.93 10.58 32.67 201 68 PEAK
Avg	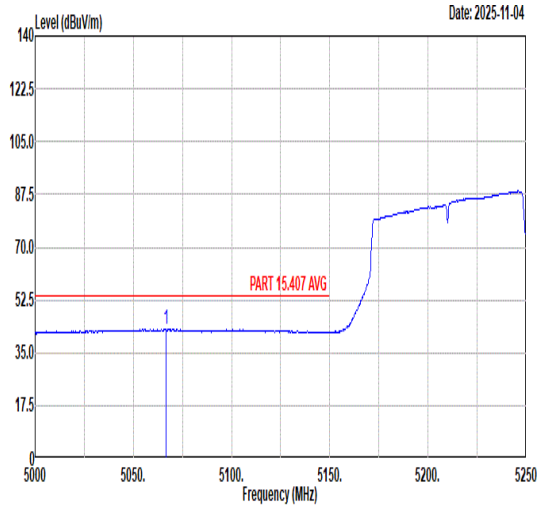 Freq Level Limit Line Margin (dB) Read Level Ant Factor Cable Loss Preamp Factor APos TPos Remark MHz dBuV/m dBuV/m dBuV dB/m dB dB cm deg 1 5066.50 42.78 54.00 -11.22 29.02 35.83 10.54 32.61 201 68 AVERAGE	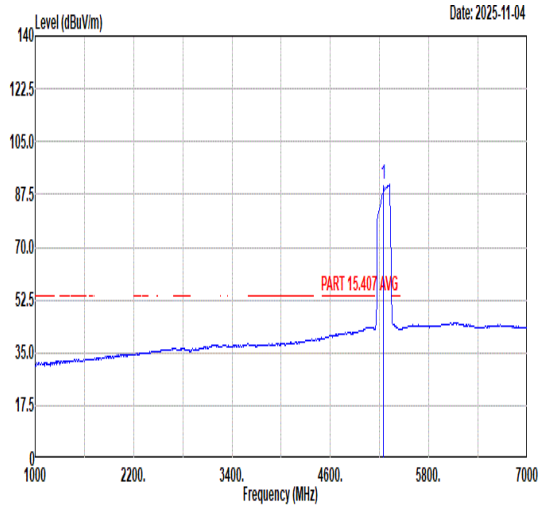 Freq Level Limit Line Margin (dB) Read Level Ant Factor Cable Loss Preamp Factor APos TPos Remark MHz dBuV/m dBuV/m dBuV dB/m dB dB cm deg 1 5250.00 90.76 ------ ------ 76.92 35.93 10.58 32.67 201 68 AVERAGE

Mode	156	
	Band Edge - R	
	U-NII-2A_5.25-5.35_802.11ac VHT160_CH50_5250MHz	
ANT	9	
Pol.	Vertical	Fundamental
Peak	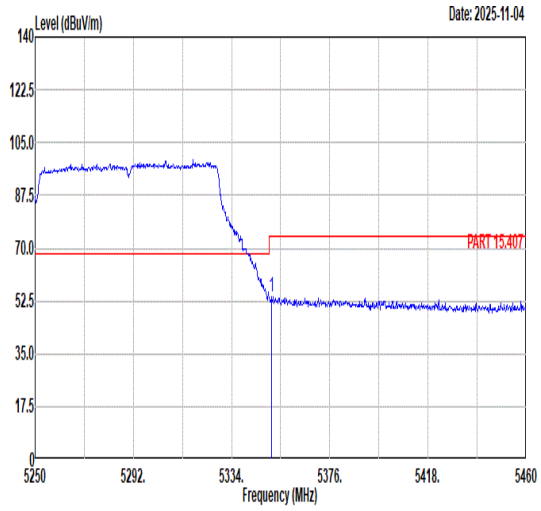 Freq Level Limit Line Margin (dB) Read Level Ant Factor Cable Loss Preamp Factor APos TPos Remark MHz dBuV/m dBuV/m dBuV dB/m dB dB cm deg 1 5351.01 54.10 74.00 -19.90 40.28 35.94 10.55 32.67 201 68 PEAK	Blank
Avg	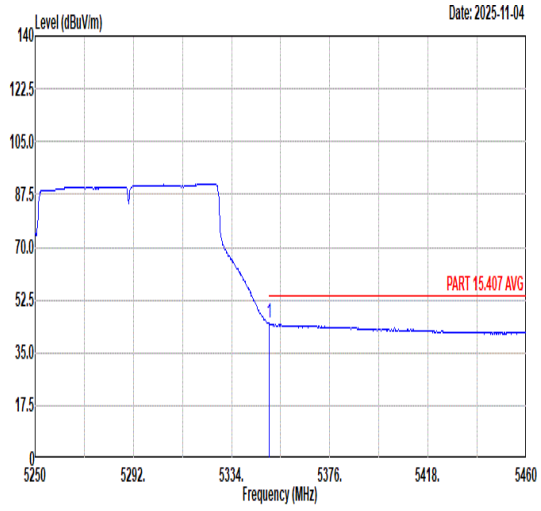 Freq Level Limit Line Margin (dB) Read Level Ant Factor Cable Loss Preamp Factor APos TPos Remark MHz dBuV/m dBuV/m dBuV dB/m dB dB cm deg 1 5350.17 44.84 54.00 -9.16 31.02 35.94 10.55 32.67 201 68 AVERAGE	Blank

Mode	157	
	Band Edge - L	
	U-NII-2C_5.47-5.725_802.11ac VHT160_CH114_5570MHz	
ANT	9	
Pol.	Horizontal	Fundamental
Peak	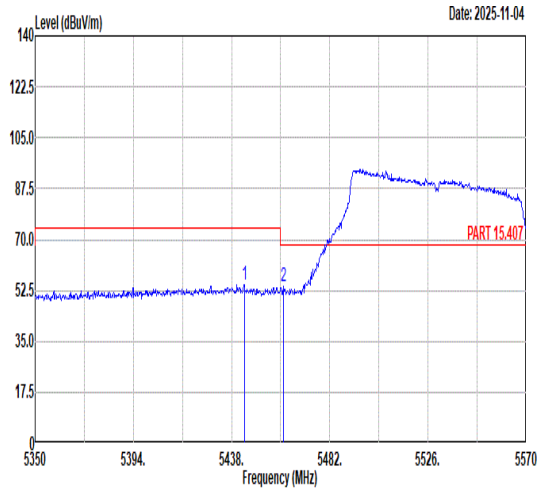 Freq Level Limit Line Margin (dB) Read Level Ant Factor Cable Loss Preamp Factor APos TPos Remark MHz dBuV/m dBuV/m dBuV dB/m dB dB cm deg 1 5443.72 54.21 74.00 -19.79 40.39 35.98 10.53 32.69 194 71 PEAK 2 5461.10 53.77 68.30 -14.53 39.93 35.98 10.55 32.69 194 71 PEAK	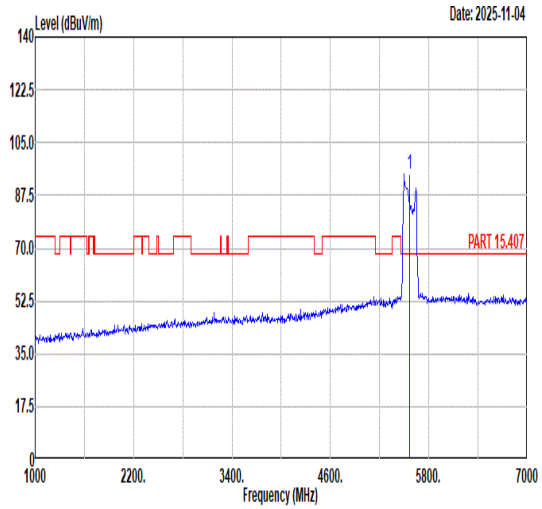 Freq Level Limit Line Margin (dB) Read Level Ant Factor Cable Loss Preamp Factor APos TPos Remark MHz dBuV/m dBuV/m dBuV dB/m dB dB cm deg 1 5570.00 94.63 ------ ------ 80.76 36.00 10.57 32.70 194 71 PEAK
Avg	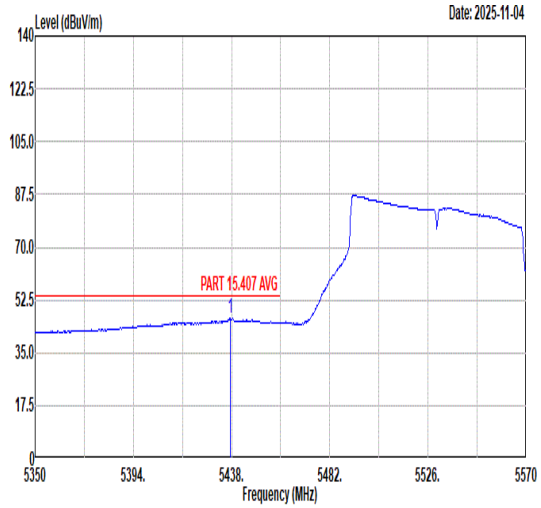 Freq Level Limit Line Margin (dB) Read Level Ant Factor Cable Loss Preamp Factor APos TPos Remark MHz dBuV/m dBuV/m dBuV dB/m dB dB cm deg 1 5437.34 46.50 54.00 -7.50 32.69 35.97 10.53 32.69 194 71 AVERAGE	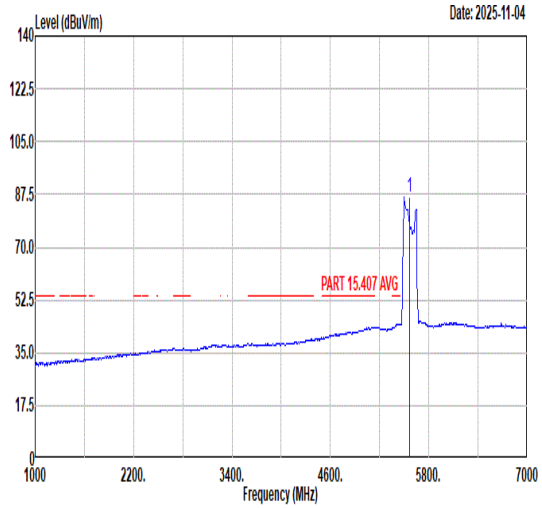 Freq Level Limit Line Margin (dB) Read Level Ant Factor Cable Loss Preamp Factor APos TPos Remark MHz dBuV/m dBuV/m dBuV dB/m dB dB cm deg 1 5570.00 86.90 ------ ------ 73.03 36.00 10.57 32.70 194 71 AVERAGE

Mode	157	
	Band Edge - R	
	U-NII-2C_5.47-5.725_802.11ac VHT160_CH114_5570MHz	
ANT	9	
Pol.	Horizontal	Fundamental
Peak	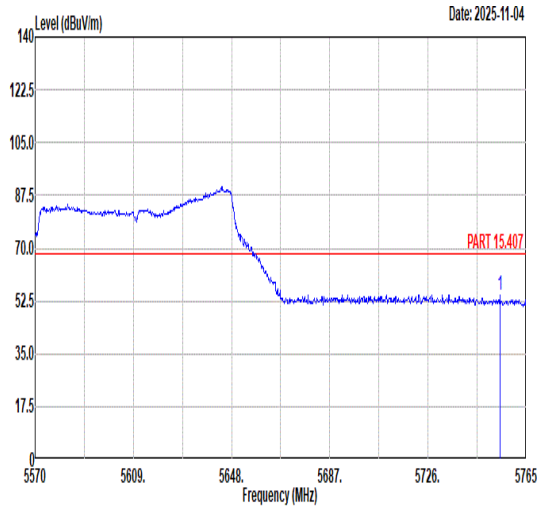 Freq Level Limit Line Margin (dB) Read Level Ant Factor Cable Loss Preamp Factor APos TPos Remark MHz dBuV/m dBuV/m dBuV dB/m dB dB cm deg 1 5754.47 54.59 68.30 -13.71 40.13 36.41 10.85 32.80 194 71 PEAK	Blank

Mode	157	
	Band Edge - L	
	U-NII-2C_5.47-5.725_802.11ac VHT160_CH114_5570MHz	
ANT	9	
Pol.	Vertical	Fundamental
Peak	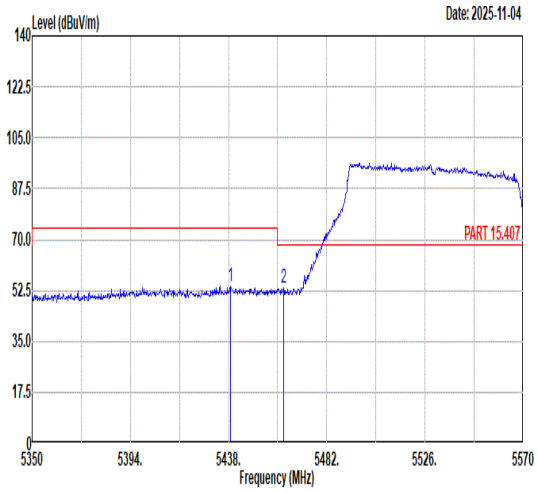 Freq Level Limit Line Margin (dB) Read Level Ant Factor Cable Loss Preamp Factor APos TPos Remark MHz dBuV/m dBuV/m dBuV dB/m dB dB cm deg 1 5438.88 53.88 74.00 -20.12 40.06 35.98 10.53 32.69 187 67 PEAK 2 5462.64 53.26 68.30 -15.04 39.41 35.99 10.55 32.69 187 67 PEAK	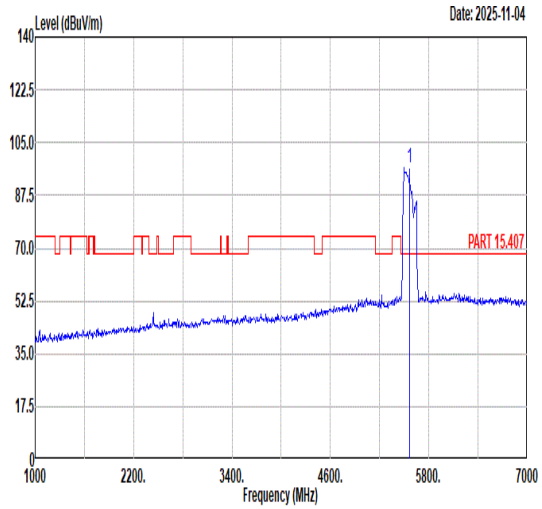 Freq Level Limit Line Margin (dB) Read Level Ant Factor Cable Loss Preamp Factor APos TPos Remark MHz dBuV/m dBuV/m dBuV dB/m dB dB cm deg 1 5570.00 96.48 ------ ------ 82.61 36.00 10.57 32.70 187 67 PEAK
Avg	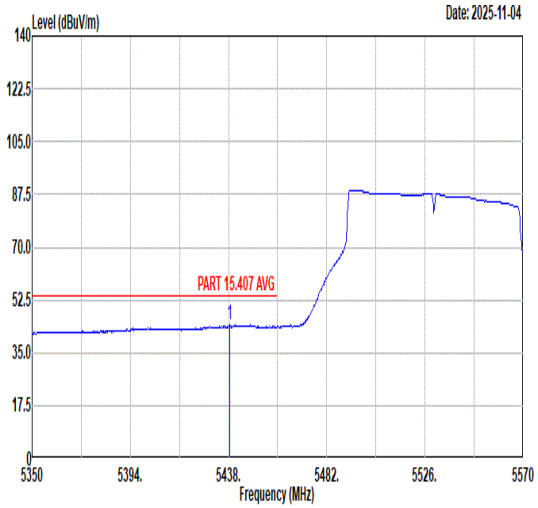 Freq Level Limit Line Margin (dB) Read Level Ant Factor Cable Loss Preamp Factor APos TPos Remark MHz dBuV/m dBuV/m dBuV dB/m dB dB cm deg 1 5438.66 44.36 54.00 -9.64 30.54 35.98 10.53 32.69 187 67 AVERAGE	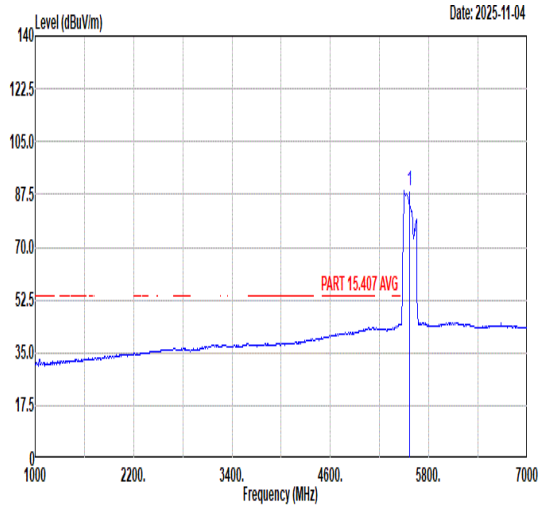 Freq Level Limit Line Margin (dB) Read Level Ant Factor Cable Loss Preamp Factor APos TPos Remark MHz dBuV/m dBuV/m dBuV dB/m dB dB cm deg 1 5570.00 88.84 ------ ------ 74.97 36.00 10.57 32.70 187 67 AVERAGE

Mode	157	
	Band Edge - R	
	U-NII-2C_5.47-5.725_802.11ac VHT160_CH114_5570MHz	
ANT	9	
Pol.	Vertical	Fundamental
Peak	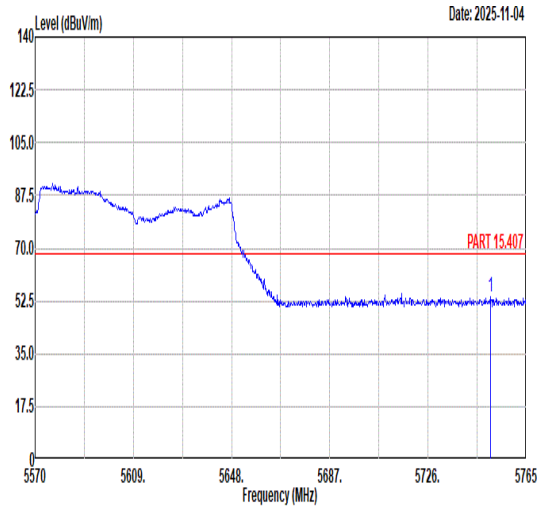 Freq Level Limit Line Margin (dB) Read Level Ant Factor Cable Loss Preamp Factor APos TPos Remark MHz dBuV/m dBuV/m dBuV dB/m dB dB cm deg 1 5750.96 53.75 68.30 -14.55 39.30 36.40 10.85 32.80 187 67 PEAK	Blank

Mode	158	
	Band Edge	
	U-NII-1_5.15-5.25_802.11ax HE20_CH36_Full RU_5180MHz	
ANT	9	
Pol.	Horizontal	Fundamental
Peak	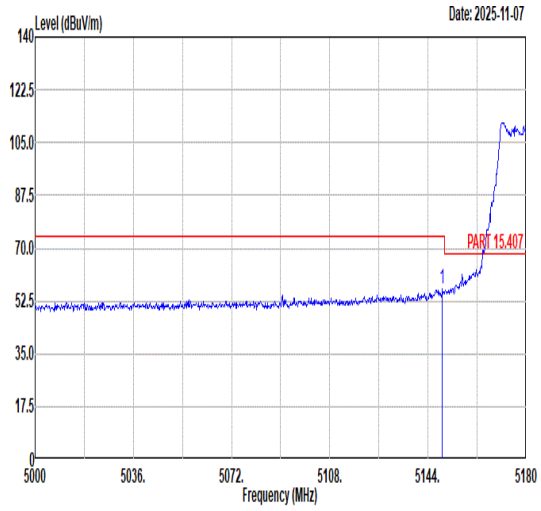 Freq Level Limit Line Margin (dB) Read Level Ant Factor Cable Loss Preamp Factor APos TPos Remark MHz dBuV/m dBuV/m dBuV dB/m dB dB cm deg 1 5149.22 56.56 74.00 -17.44 42.82 35.86 10.51 32.63 177 51 PEAK	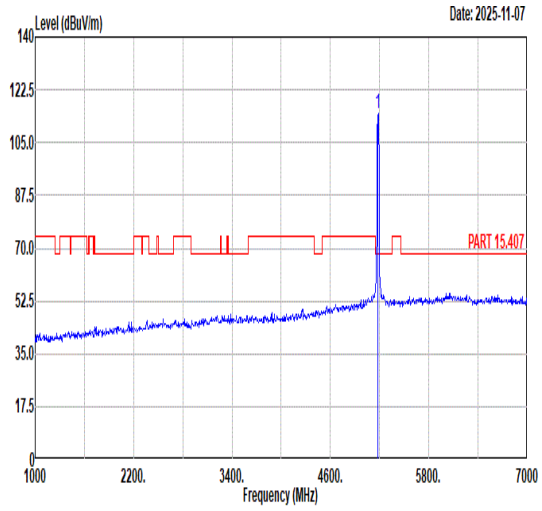 Freq Level Limit Line Margin (dB) Read Level Ant Factor Cable Loss Preamp Factor APos TPos Remark MHz dBuV/m dBuV/m dBuV dB/m dB dB cm deg 1 5180.00 114.84 ------ ------ 101.17 35.88 10.43 32.64 177 51 PEAK
Avg	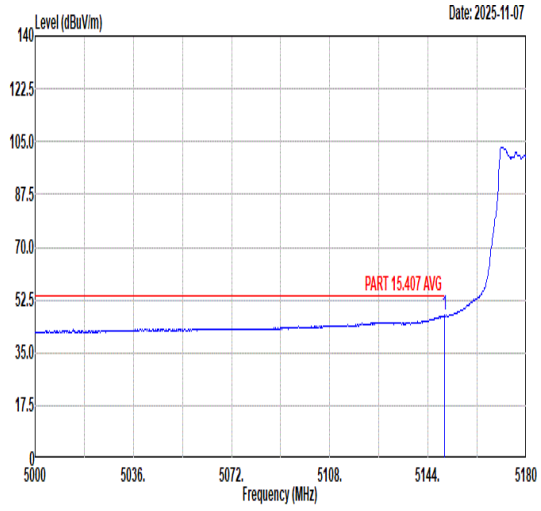 Freq Level Limit Line Margin (dB) Read Level Ant Factor Cable Loss Preamp Factor APos TPos Remark MHz dBuV/m dBuV/m dBuV dB/m dB dB cm deg 1 5149.94 47.29 54.00 -6.71 33.55 35.86 10.51 32.63 177 51 AVERAGE	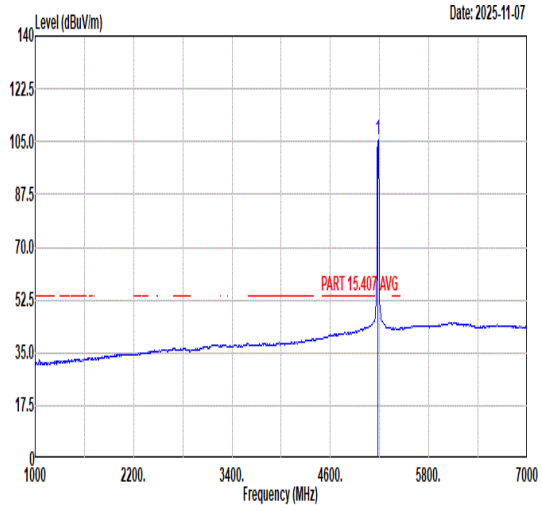 Freq Level Limit Line Margin (dB) Read Level Ant Factor Cable Loss Preamp Factor APos TPos Remark MHz dBuV/m dBuV/m dBuV dB/m dB dB cm deg 1 5180.00 105.65 ------ ------ 91.98 35.88 10.43 32.64 177 51 AVERAGE