Mode	158	
	Band Edge	
	U-NII-1_5.15-5.25_802.11ax HE20_CH36_Full RU_5180MHz	
ANT	9	
Pol.	Vertical	Fundamental
Peak	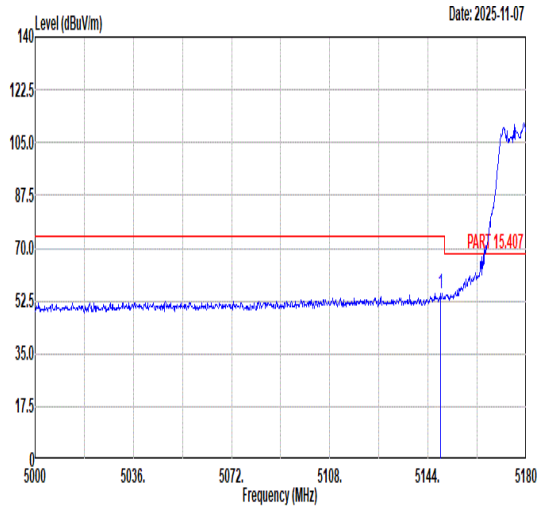 Freq Level Limit Line Margin (dB) Read Level Ant Factor Cable Loss Preamp Factor APos TPos Remark MHz dBuV/m dBuV/m dBuV dB/m dB dB cm deg 1 5148.50 55.18 74.00 -18.82 41.44 35.86 10.51 32.63 308 71 PEAK	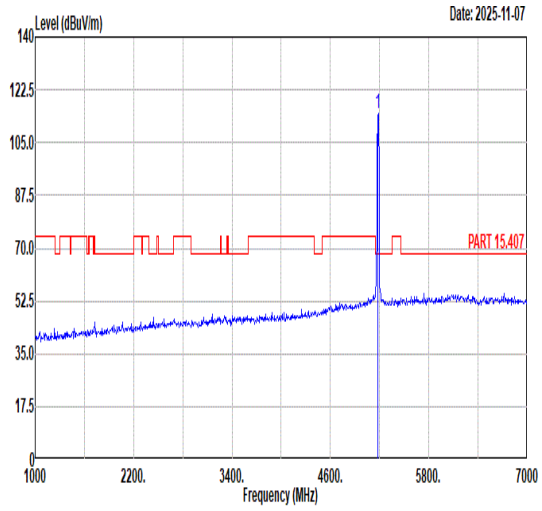 Freq Level Limit Line Margin (dB) Read Level Ant Factor Cable Loss Preamp Factor APos TPos Remark MHz dBuV/m dBuV/m dBuV dB/m dB dB cm deg 1 5180.00 114.73 ------ ------ 101.06 35.88 10.43 32.64 308 71 PEAK
Avg	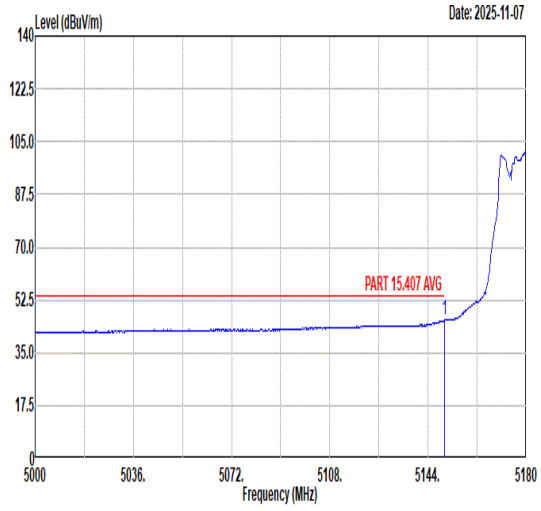 Freq Level Limit Line Margin (dB) Read Level Ant Factor Cable Loss Preamp Factor APos TPos Remark MHz dBuV/m dBuV/m dBuV dB/m dB dB cm deg 1 5149.94 45.95 54.00 -8.05 32.21 35.86 10.51 32.63 308 71 AVERAGE	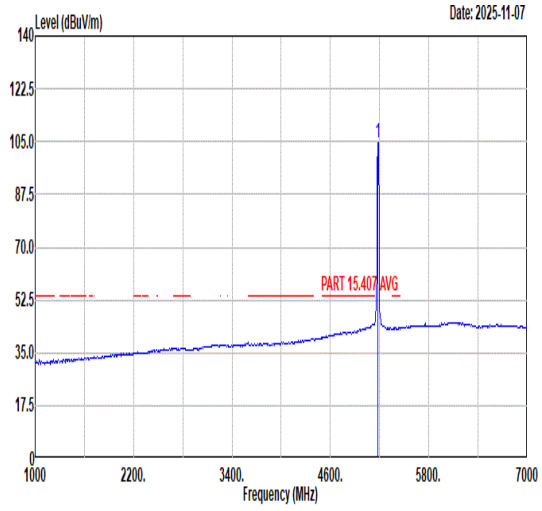 Freq Level Limit Line Margin (dB) Read Level Ant Factor Cable Loss Preamp Factor APos TPos Remark MHz dBuV/m dBuV/m dBuV dB/m dB dB cm deg 1 5180.00 104.86 ------ ------ 91.19 35.87 10.44 32.64 308 71 AVERAGE

Mode	158	
	Harmonic	
	U-NII-1_5.15-5.25_802.11ax HE20_CH36_Full RU_5180MHz	
ANT	9	
Pol.	Horizontal	Vertical
Peak Avg	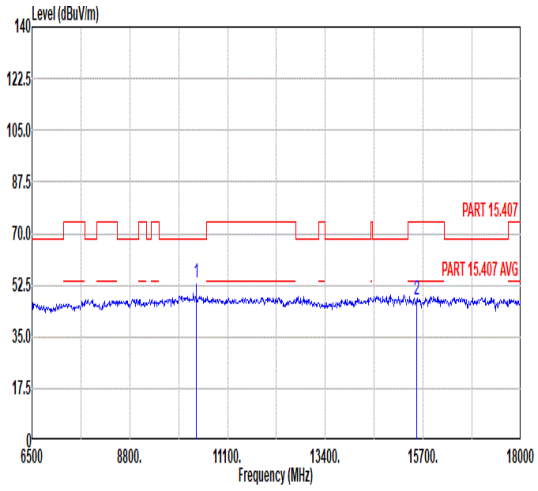 Freq Level Limit Line Margin Read Level Ant Factor Cable Loss Preamp Factor APos TPos Remark MHz dBuV/m dBuV/m dB dBuV dB/m dB dB cm deg 1 10360.00 53.61 68.30 -14.69 52.55 37.90 14.59 51.43 180 350 Peak 2 15540.00 47.67 74.00 -26.33 41.90 40.79 17.17 52.19 --- --- Peak	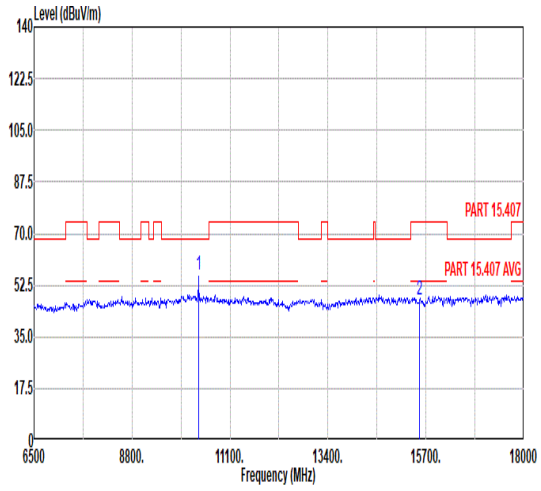 Freq Level Limit Line Margin Read Level Ant Factor Cable Loss Preamp Factor APos TPos Remark MHz dBuV/m dBuV/m dB dBuV dB/m dB dB cm deg 1 10360.00 56.03 68.30 -12.27 54.97 37.90 14.59 51.43 190 304 Peak 2 15540.00 47.28 74.00 -26.72 41.51 40.79 17.17 52.19 --- --- Peak

Mode	159	
	Harmonic	
	U-NII-1_5.15-5.25_802.11ax HE20_CH44_Full RU_5220MHz	
ANT	9	
Pol.	Horizontal	Vertical
Peak Avg	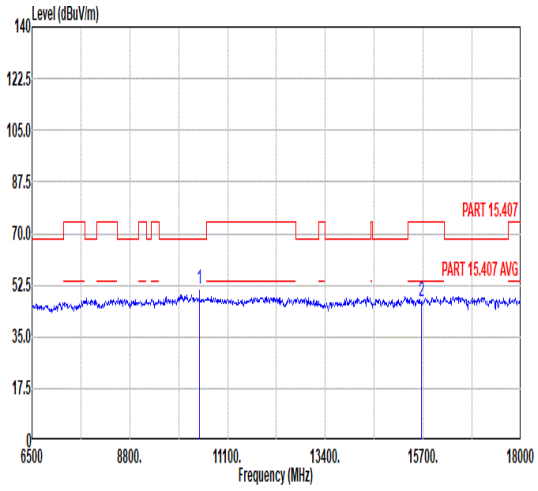 Freq Level Limit Line Margin Read Level Ant Factor Cable Loss Preamp Factor APos TPos Remark MHz dBuV/m dBuV/m dB dBuV dB/m dB dB cm deg 1 10440.00 51.51 68.30 -16.79 50.43 37.90 14.59 51.41 180 350 Peak 2 15660.00 47.03 74.00 -26.97 41.40 40.89 17.19 52.45 --- --- Peak	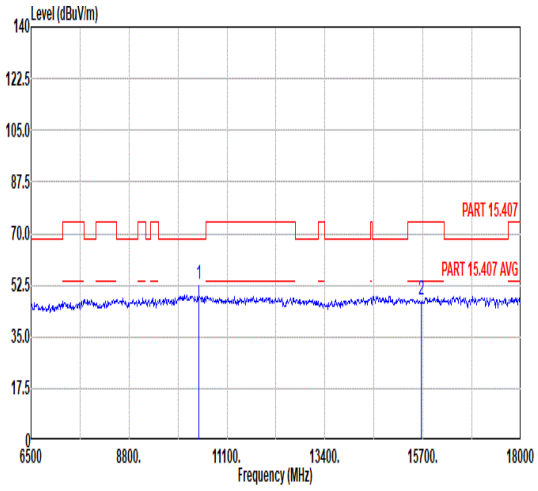 Freq Level Limit Line Margin Read Level Ant Factor Cable Loss Preamp Factor APos TPos Remark MHz dBuV/m dBuV/m dB dBuV dB/m dB dB cm deg 1 10440.00 52.93 68.30 -15.37 51.85 37.90 14.59 51.41 187 304 Peak 2 15660.00 47.60 74.00 -26.40 41.97 40.89 17.19 52.45 --- --- Peak

Mode	160	
	Harmonic	
	U-NII-1_5.15-5.25_802.11ax HE20_CH48_Full RU_5240MHz	
ANT	9	
Pol.	Horizontal	Vertical
Peak Avg	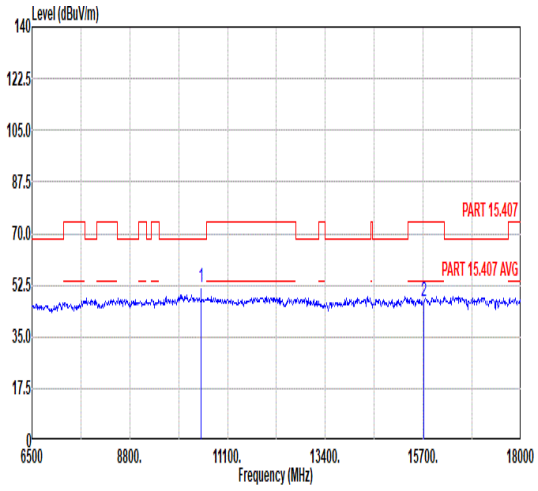 Freq Level Limit Line Margin Read Level Ant Factor Cable Loss Preamp Factor APos TPos Remark MHz dBuV/m dBuV/m dB dBuV dB/m dB dB cm deg 1 10480.00 51.68 68.30 -16.62 50.59 37.90 14.59 51.40 180 350 Peak 2 15720.00 47.04 74.00 -26.96 41.48 40.95 17.19 52.58 --- --- Peak	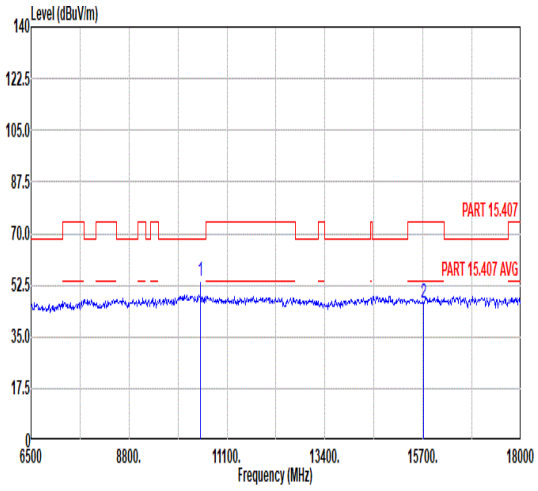 Freq Level Limit Line Margin Read Level Ant Factor Cable Loss Preamp Factor APos TPos Remark MHz dBuV/m dBuV/m dB dBuV dB/m dB dB cm deg 1 10480.00 53.64 68.30 -14.66 52.55 37.90 14.59 51.40 180 300 Peak 2 15720.00 46.62 74.00 -27.38 41.06 40.95 17.19 52.58 --- --- Peak

Mode	161	
	Harmonic	
	U-NII-2A_5.25-5.35_802.11ax HE20_CH52_Full RU_5280MHz	
ANT	9	
Pol.	Horizontal	Vertical
Peak Avg	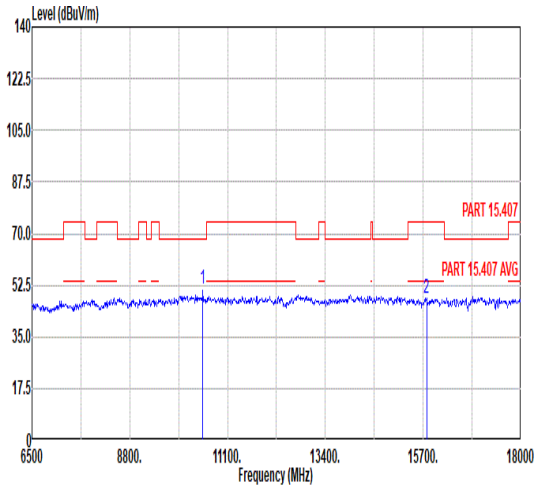 Freq Level Limit Line Margin Read Level Ant Factor Cable Loss Preamp Factor APos TPos Remark MHz dBuV/m dBuV/m dB dBuV dB/m dB dB cm deg 1 10520.00 51.08 68.30 -17.22 49.96 37.90 14.60 51.38 180 360 Peak 2 15780.00 47.88 74.00 -26.12 42.40 41.00 17.20 52.72 --- --- Peak	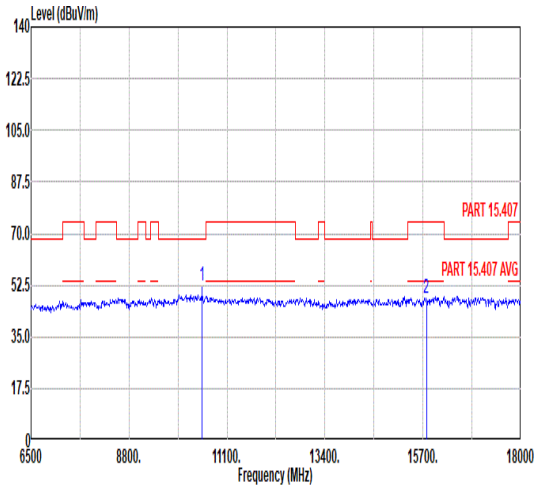 Freq Level Limit Line Margin Read Level Ant Factor Cable Loss Preamp Factor APos TPos Remark MHz dBuV/m dBuV/m dB dBuV dB/m dB dB cm deg 1 10520.00 52.08 68.30 -16.22 50.96 37.90 14.60 51.38 191 306 Peak 2 15780.00 47.93 74.00 -26.07 42.45 41.00 17.20 52.72 --- --- Peak

Mode	162	
	Harmonic	
	U-NII-2A_5.25-5.35_802.11ax HE20_CH60_Full RU_5300MHz	
ANT	9	
Pol.	Horizontal	Vertical
Peak Avg	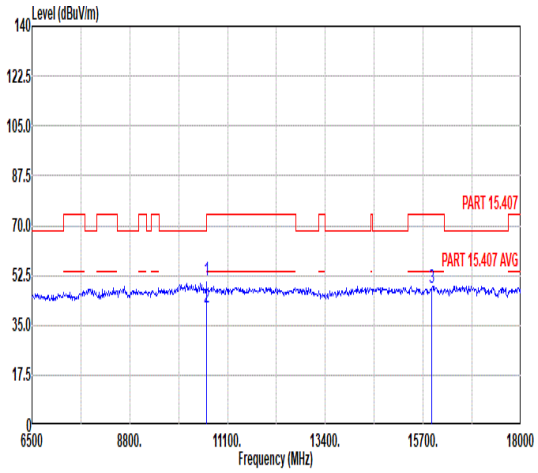 Freq Level Limit Line Margin Read Level Ant Factor Cable Loss Preamp Factor APos TPos Remark MHz dBuV/m dBuV/m dB dBuV dB/m dB dB cm deg 1 10600.00 50.95 74.00 -23.05 49.75 37.90 14.60 51.30 180 360 Peak 2 10600.00 41.05 54.00 -12.95 39.85 37.90 14.60 51.30 180 360 Average 3 15900.00 47.93 74.00 -26.07 42.58 41.11 17.22 52.98 --- --- Peak	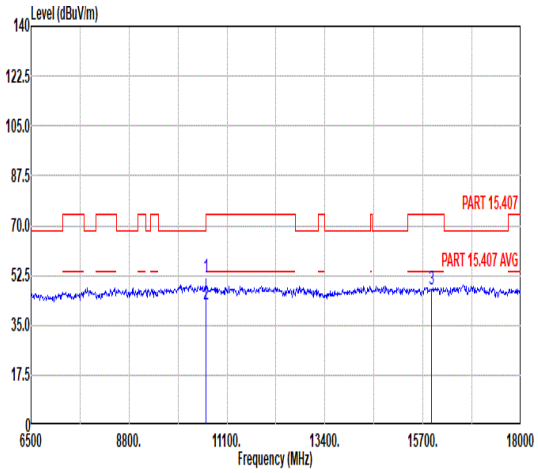 Freq Level Limit Line Margin Read Level Ant Factor Cable Loss Preamp Factor APos TPos Remark MHz dBuV/m dBuV/m dB dBuV dB/m dB dB cm deg 1 10600.00 51.87 74.00 -22.13 50.67 37.90 14.60 51.30 300 46 Peak 2 10600.00 42.17 54.00 -11.83 40.97 37.90 14.60 51.30 300 46 Average 3 15900.00 47.71 74.00 -26.29 42.36 41.11 17.22 52.98 --- --- Peak

Mode	163	
	Band Edge	
	U-NII-2A_5.25-5.35_802.11ax HE20_CH64_Full RU_5320MHz	
ANT	9	
Pol.	Horizontal	Fundamental
Peak	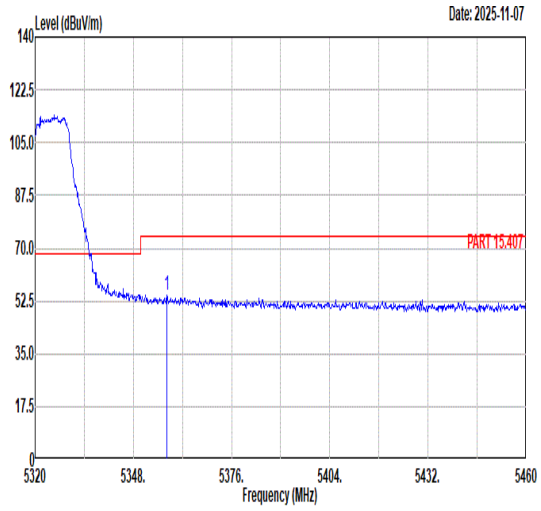 Freq Level Limit Line Margin (dB) Read Level Ant Factor Cable Loss Preamp Factor APos TPos Remark MHz dBuV/m dBuV/m dBuV dB/m dB dB cm deg 1 5357.52 54.39 74.00 -19.61 40.58 35.94 10.54 32.67 171 58 PEAK	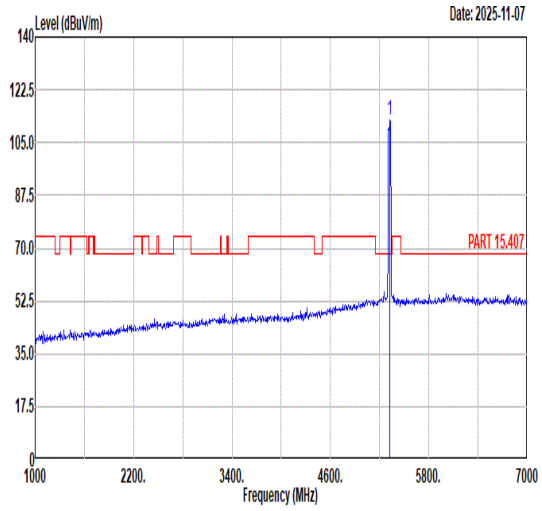 Freq Level Limit Line Margin (dB) Read Level Ant Factor Cable Loss Preamp Factor APos TPos Remark MHz dBuV/m dBuV/m dBuV dB/m dB dB cm deg 1 5320.00 112.73 ------ ------ 98.89 35.93 10.58 32.67 171 58 PEAK
Avg	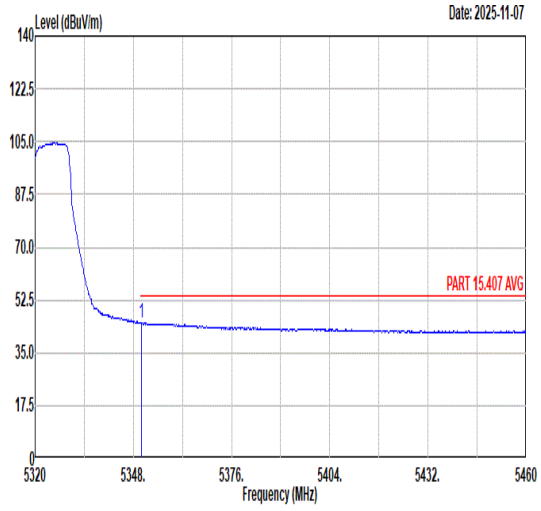 Freq Level Limit Line Margin (dB) Read Level Ant Factor Cable Loss Preamp Factor APos TPos Remark MHz dBuV/m dBuV/m dBuV dB/m dB dB cm deg 1 5350.24 44.95 54.00 -9.05 31.13 35.94 10.55 32.67 171 58 AVERAGE	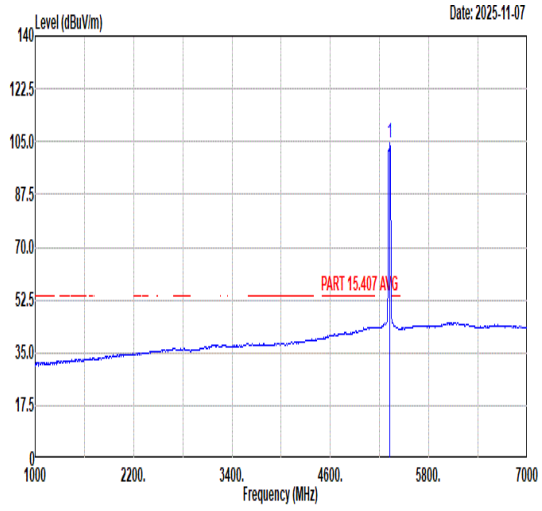 Freq Level Limit Line Margin (dB) Read Level Ant Factor Cable Loss Preamp Factor APos TPos Remark MHz dBuV/m dBuV/m dBuV dB/m dB dB cm deg 1 5320.00 104.34 ------ ------ 90.50 35.93 10.58 32.67 171 58 AVERAGE

Mode	163	
	Band Edge	
	U-NII-2A_5.25-5.35_802.11ax HE20_CH64_Full RU_5320MHz	
ANT	9	
Pol.	Vertical	Fundamental
Peak	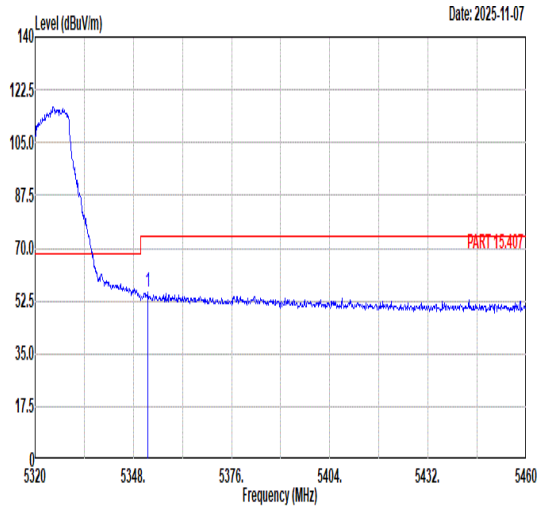 Freq Level Limit Line Margin (dB) Read Level Ant Factor Cable Loss Preamp Factor APos TPos Remark MHz dBuV/m dBuV/m dBuV dB/m dB dB cm deg 1 5352.20 55.31 74.00 -18.69 41.49 35.94 10.55 32.67 232 74 PEAK	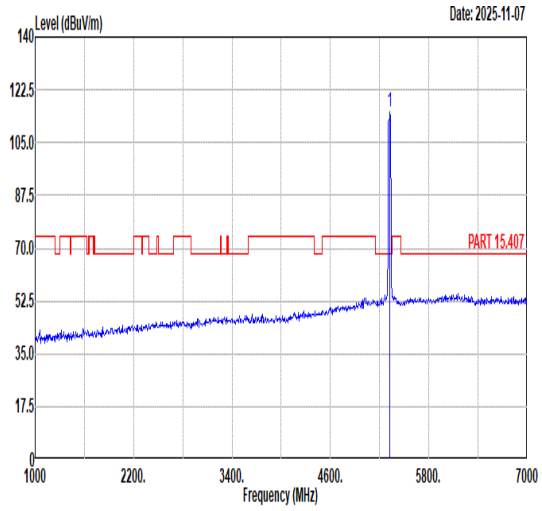 Freq Level Limit Line Margin (dB) Read Level Ant Factor Cable Loss Preamp Factor APos TPos Remark MHz dBuV/m dBuV/m dBuV dB/m dB dB cm deg 1 5320.00 115.06 ------ ------ 101.22 35.93 10.58 32.67 232 74 PEAK
Avg	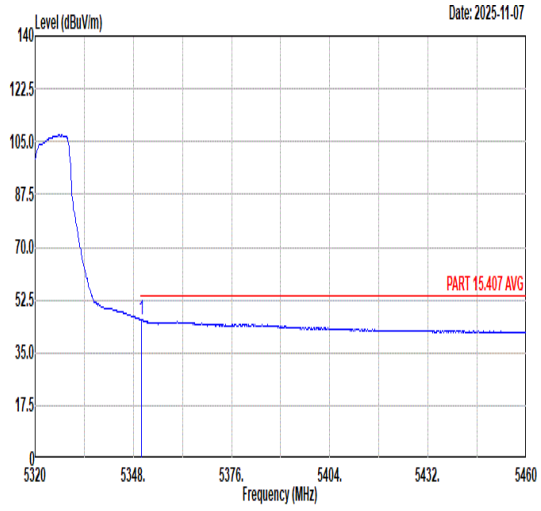 Freq Level Limit Line Margin (dB) Read Level Ant Factor Cable Loss Preamp Factor APos TPos Remark MHz dBuV/m dBuV/m dBuV dB/m dB dB cm deg 1 5350.24 46.16 54.00 -7.84 32.34 35.94 10.55 32.67 232 74 AVERAGE	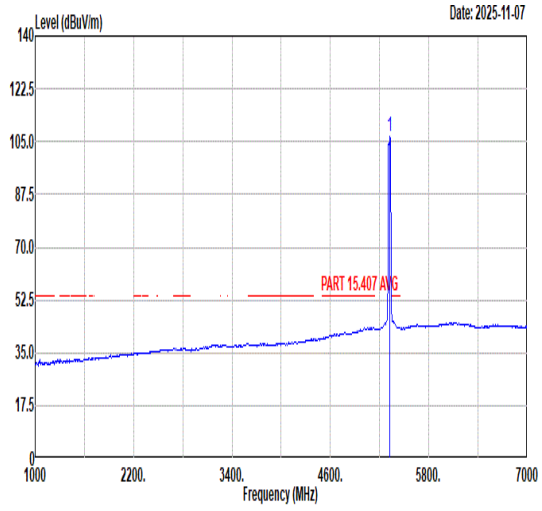 Freq Level Limit Line Margin (dB) Read Level Ant Factor Cable Loss Preamp Factor APos TPos Remark MHz dBuV/m dBuV/m dBuV dB/m dB dB cm deg 1 5320.00 106.80 ------ ------ 92.96 35.93 10.58 32.67 232 74 AVERAGE

Mode	163	
	Harmonic	
	U-NII-2A_5.25-5.35_802.11ax HE20_CH64_Full RU_5320MHz	
ANT	9	
Pol.	Horizontal	Vertical
Peak Avg	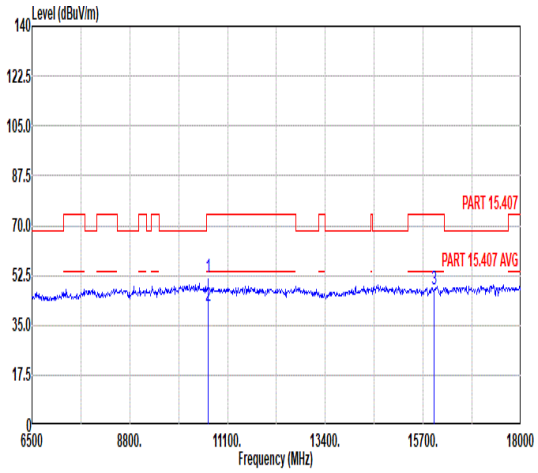 Freq Level Limit Line Margin Read Level Ant Factor Cable Loss Preamp Factor APos TPos Remark MHz dBuV/m dBuV/m dB dBuV dB/m dB dB cm deg 1 10640.00 51.81 74.00 -22.19 50.57 37.90 14.60 51.26 180 350 Peak 2 10640.00 41.81 54.00 -12.19 40.57 37.90 14.60 51.26 180 350 Average 3 15960.00 47.35 74.00 -26.65 42.07 41.16 17.23 53.11 --- --- Peak	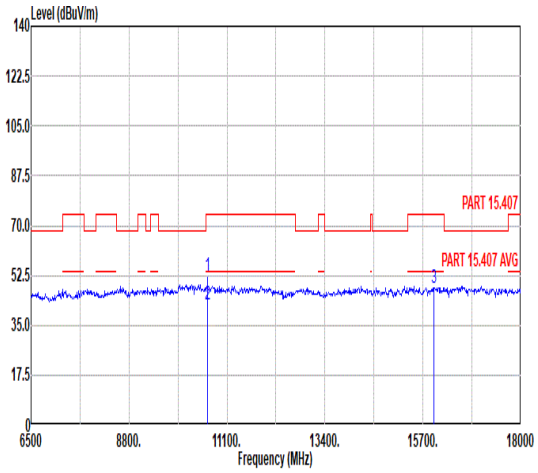 Freq Level Limit Line Margin Read Level Ant Factor Cable Loss Preamp Factor APos TPos Remark MHz dBuV/m dBuV/m dB dBuV dB/m dB dB cm deg 1 10640.00 52.48 74.00 -21.52 51.24 37.90 14.60 51.26 302 47 Peak 2 10640.00 42.37 54.00 -11.63 41.13 37.90 14.60 51.26 302 47 Average 3 15960.00 47.90 74.00 -26.10 42.62 41.16 17.23 53.11 --- --- Peak

Mode	164	
	Band Edge	
	U-NII-2C_5.47-5.725_802.11ax HE20_CH100_Full RU_5500MHz	
ANT	9	
Pol.	Horizontal	Fundamental
Peak	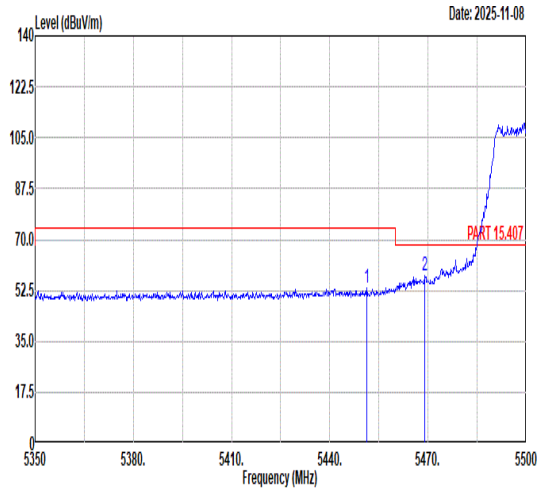 Freq Level Limit Line Margin (dB) Read Level Ant Factor Cable Loss Preamp Factor APos TPos Remark MHz dBuV/m dBuV/m dBuV dB/m dB dB cm deg 1 5451.40 53.32 74.00 -20.68 39.49 35.98 10.54 32.69 175 60 PEAK 2 5469.10 57.48 68.30 -10.82 43.63 35.99 10.55 32.69 175 60 PEAK	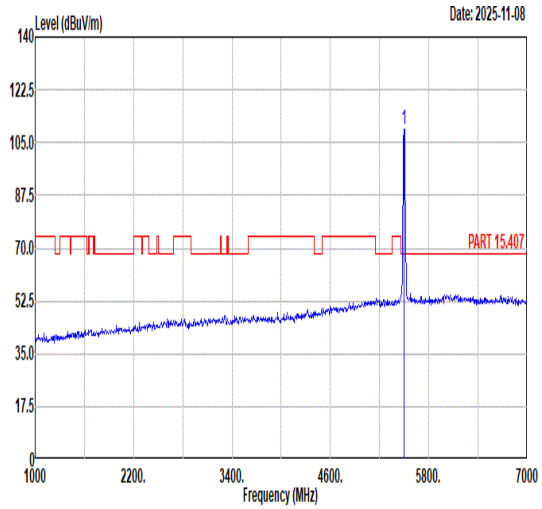 Freq Level Limit Line Margin (dB) Read Level Ant Factor Cable Loss Preamp Factor APos TPos Remark MHz dBuV/m dBuV/m dBuV dB/m dB dB cm deg 1 5500.00 109.49 ------ ------ 95.60 36.01 10.58 32.70 175 60 PEAK
Avg	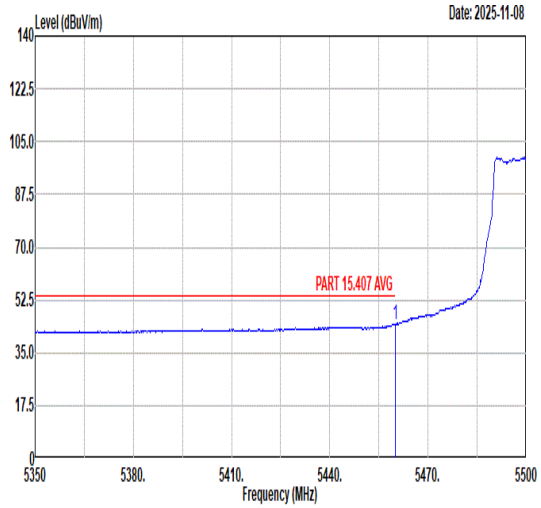 Freq Level Limit Line Margin (dB) Read Level Ant Factor Cable Loss Preamp Factor APos TPos Remark MHz dBuV/m dBuV/m dBuV dB/m dB dB cm deg 1 5459.95 44.44 54.00 -9.56 30.61 35.98 10.54 32.69 175 60 AVERAGE	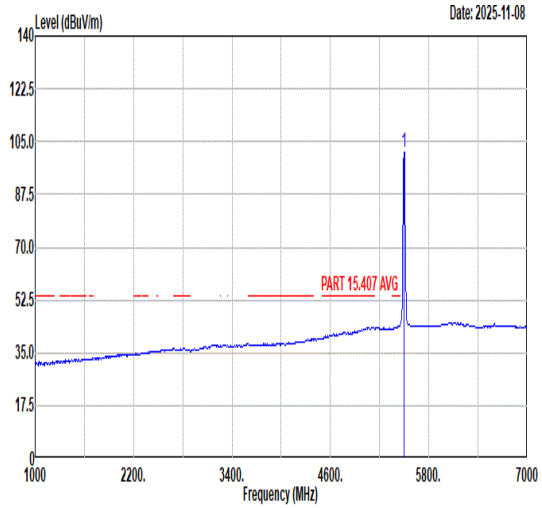 Freq Level Limit Line Margin (dB) Read Level Ant Factor Cable Loss Preamp Factor APos TPos Remark MHz dBuV/m dBuV/m dBuV dB/m dB dB cm deg 1 5500.00 101.31 ------ ------ 87.42 36.01 10.58 32.70 175 60 AVERAGE

Mode	164	
	Band Edge	
	U-NII-2C_5.47-5.725_802.11ax HE20_CH100_Full RU_5500MHz	
ANT	9	
Pol.	Vertical	Fundamental
Peak	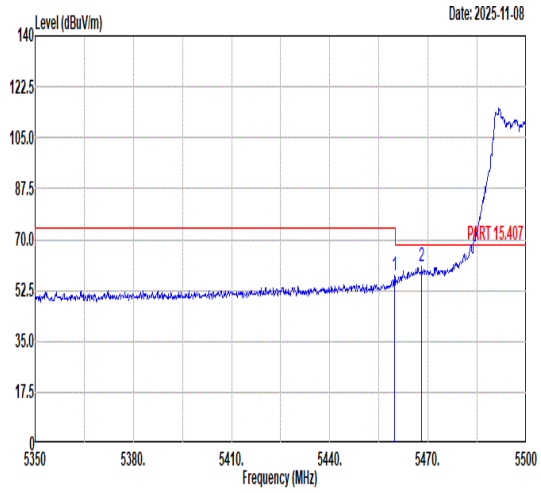 Freq Level Limit Line Margin (dB) Read Level Ant Factor Cable Loss Preamp Factor APos TPos Remark MHz dBuV/m dBuV/m dBuV dB/m dB dB cm deg 1 5459.80 57.84 74.00 -16.16 44.01 35.98 10.54 32.69 231 70 PEAK 2 5468.05 60.53 68.30 -7.77 46.68 35.99 10.55 32.69 231 70 PEAK	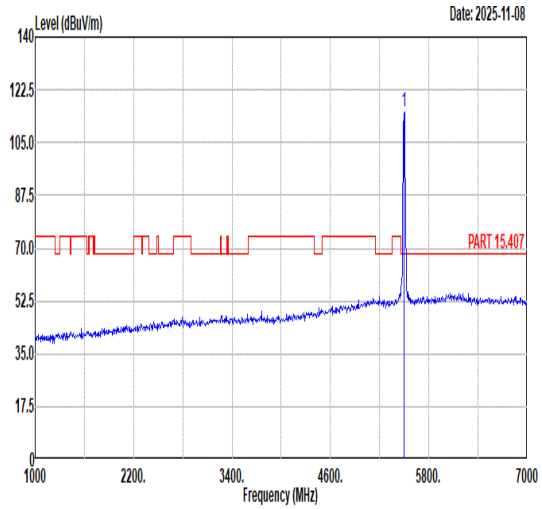 Freq Level Limit Line Margin (dB) Read Level Ant Factor Cable Loss Preamp Factor APos TPos Remark MHz dBuV/m dBuV/m dBuV dB/m dB dB cm deg 1 5500.00 115.23 ------ ------ 101.34 36.01 10.58 32.70 231 70 PEAK
Avg	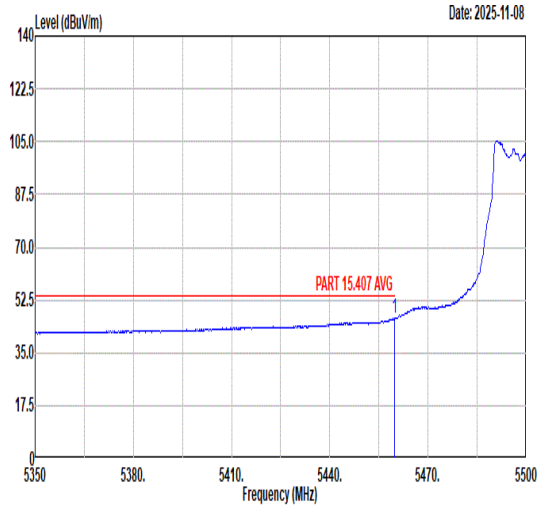 Freq Level Limit Line Margin (dB) Read Level Ant Factor Cable Loss Preamp Factor APos TPos Remark MHz dBuV/m dBuV/m dBuV dB/m dB dB cm deg 1 5459.80 46.37 54.00 -7.63 32.54 35.98 10.54 32.69 231 70 AVERAGE	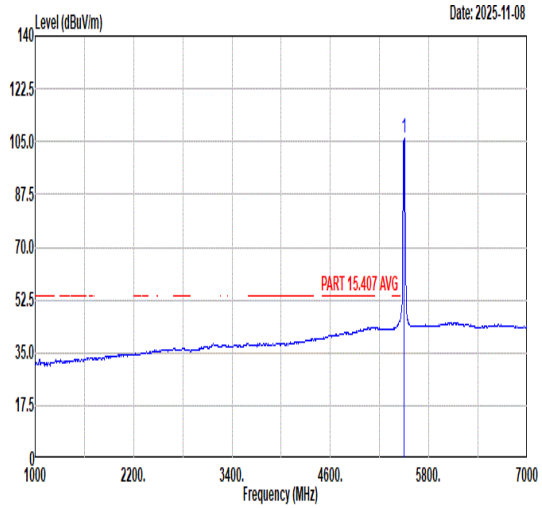 Freq Level Limit Line Margin (dB) Read Level Ant Factor Cable Loss Preamp Factor APos TPos Remark MHz dBuV/m dBuV/m dBuV dB/m dB dB cm deg 1 5500.00 106.16 ------ ------ 92.27 36.01 10.58 32.70 231 70 AVERAGE

Mode	164	
	Harmonic	
	U-NII-2C_5.47-5.725_802.11ax HE20_CH100_Full RU_5500MHz	
ANT	9	
Pol.	Horizontal	Vertical
Peak Avg	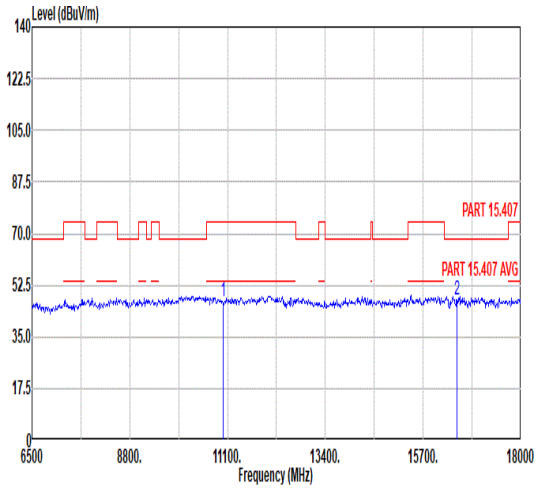 Freq Level Limit Line Margin Read Level Ant Factor Cable Loss Preamp Factor APos TPos Remark MHz dBuV/m dBuV/m dB dBuV dB/m dB dB cm deg 1 11000.00 47.16 74.00 -26.84 45.54 37.90 14.62 50.90 --- --- Peak 2 16500.00 47.30 68.30 -21.00 40.74 42.00 17.66 53.10 --- --- Peak	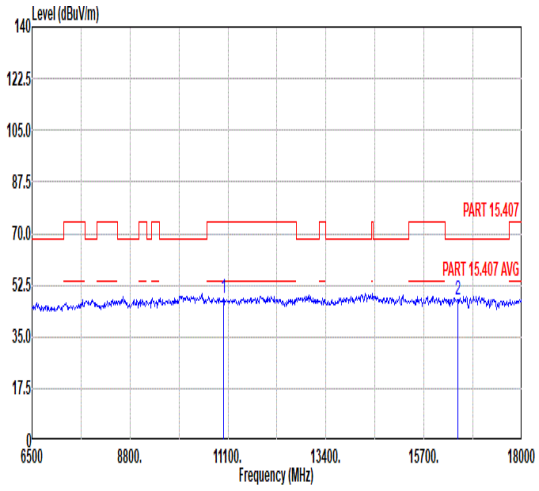 Freq Level Limit Line Margin Read Level Ant Factor Cable Loss Preamp Factor APos TPos Remark MHz dBuV/m dBuV/m dB dBuV dB/m dB dB cm deg 1 11000.00 47.91 74.00 -26.09 46.29 37.90 14.62 50.90 --- --- Peak 2 16500.00 47.71 68.30 -20.59 41.15 42.00 17.66 53.10 --- --- Peak

Mode	165	
	Harmonic	
	U-NII-2C_5.47-5.725_802.11ax HE20_CH116_Full RU_5580MHz	
ANT	9	
Pol.	Horizontal	Vertical
Peak Avg	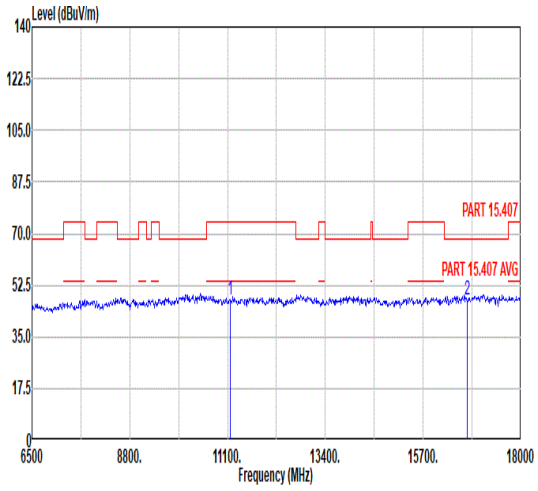 Freq Level Limit Line Margin Read Level Ant Factor Cable Loss Preamp Factor APos TPos Remark MHz dBuV/m dBuV/m dB dBuV dB/m dB dB cm deg 1 11160.00 47.79 74.00 -26.21 45.77 38.01 14.72 50.71 --- --- Peak 2 16740.00 47.42 68.30 -20.88 39.98 42.38 17.87 52.81 --- --- Peak	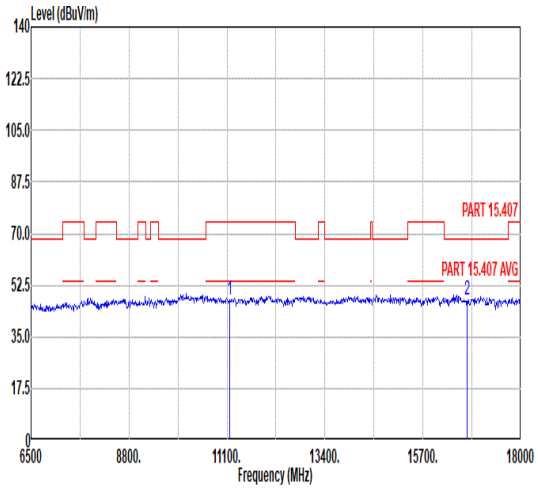 Freq Level Limit Line Margin Read Level Ant Factor Cable Loss Preamp Factor APos TPos Remark MHz dBuV/m dBuV/m dB dBuV dB/m dB dB cm deg 1 11160.00 47.37 74.00 -26.63 45.35 38.01 14.72 50.71 --- --- Peak 2 16740.00 47.30 68.30 -21.00 39.86 42.38 17.87 52.81 --- --- Peak

Mode	166	
	Band Edge	
	U-NII-2C_5.47-5.725_802.11ax HE20_CH140_Full RU_5700MHz	
ANT	9	
Pol.	Horizontal	Fundamental
Peak	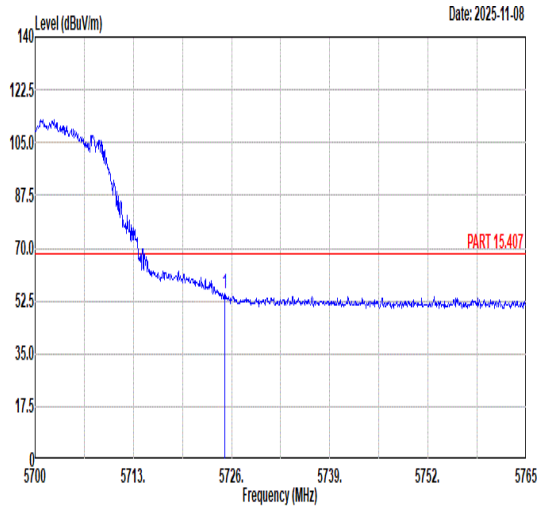 Freq Level Limit Line Margin (dB) Read Level Ant Factor Cable Loss Preamp Factor APos TPos Remark MHz dBuV/m dBuV/m dBuV dB/m dB dB cm deg 1 5725.09 54.78 68.30 -13.52 40.34 36.36 10.87 32.79 221 77 PEAK	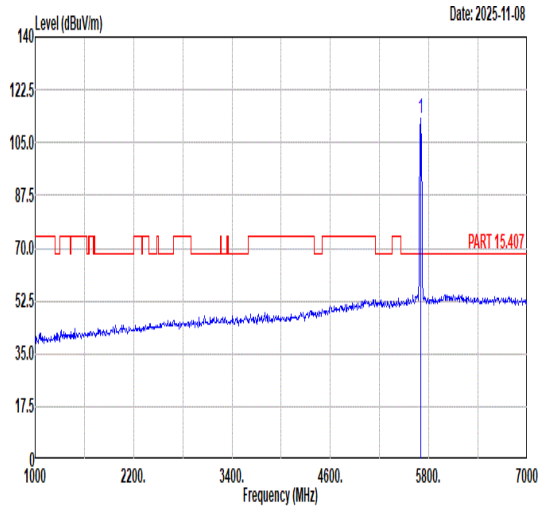 Freq Level Limit Line Margin (dB) Read Level Ant Factor Cable Loss Preamp Factor APos TPos Remark MHz dBuV/m dBuV/m dBuV dB/m dB dB cm deg 1 5700.00 112.94 ------ ------ 98.50 36.32 10.90 32.78 221 77 PEAK
Avg	Blank	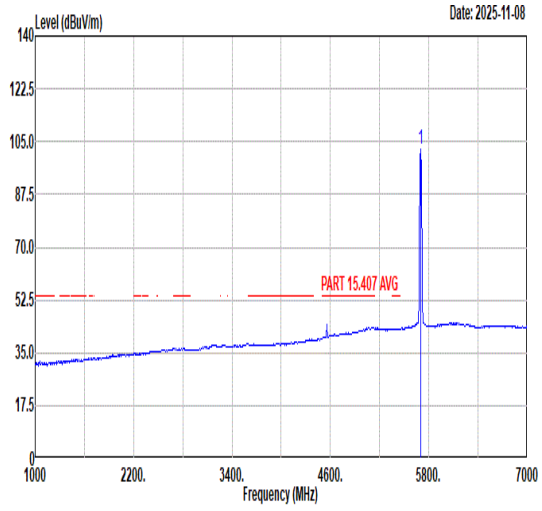 Freq Level Limit Line Margin (dB) Read Level Ant Factor Cable Loss Preamp Factor APos TPos Remark MHz dBuV/m dBuV/m dBuV dB/m dB dB cm deg 1 5700.00 102.56 ------ ------ 88.12 36.32 10.90 32.78 221 77 AVERAGE

Mode	166	
	Band Edge	
	U-NII-2C_5.47-5.725_802.11ax HE20_CH140_Full RU_5700MHz	
ANT	9	
Pol.	Vertical	Fundamental
Peak	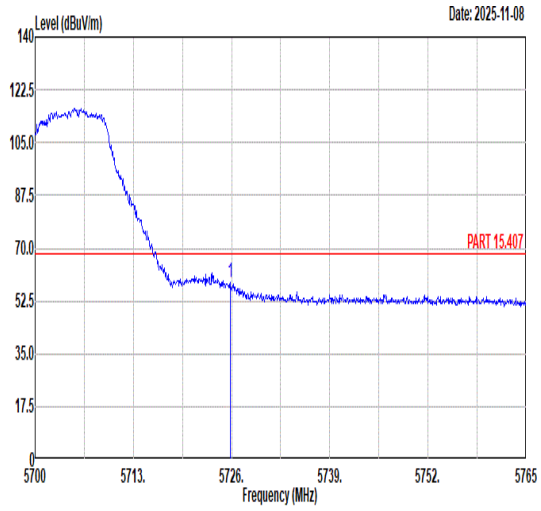 Freq Level Limit Line Margin (dB) Read Level Ant Factor Cable Loss Preamp Factor APos TPos Remark MHz dBuV/m dBuV/m dBuV dB/m dB dB cm deg 1 5725.87 58.50 68.30 -9.80 44.06 36.36 10.87 32.79 223 71 PEAK	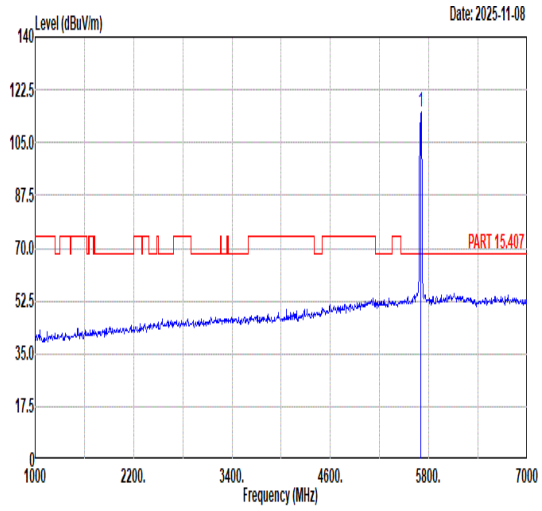 Freq Level Limit Line Margin (dB) Read Level Ant Factor Cable Loss Preamp Factor APos TPos Remark MHz dBuV/m dBuV/m dBuV dB/m dB dB cm deg 1 5700.00 115.19 ------ ------ 100.74 36.34 10.89 32.78 223 71 PEAK
Avg	Blank	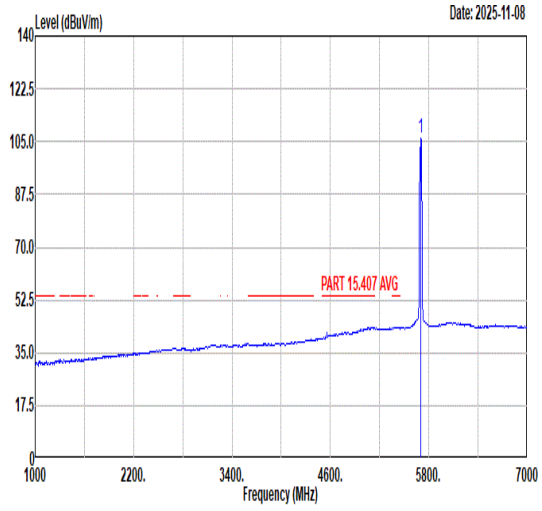 Freq Level Limit Line Margin (dB) Read Level Ant Factor Cable Loss Preamp Factor APos TPos Remark MHz dBuV/m dBuV/m dBuV dB/m dB dB cm deg 1 5700.00 106.03 ------ ------ 91.59 36.33 10.89 32.78 223 71 AVERAGE

Mode	166	
	Harmonic	
	U-NII-2C_5.47-5.725_802.11ax HE20_CH140_Full RU_5700MHz	
ANT	9	
Pol.	Horizontal	Vertical
Peak Avg	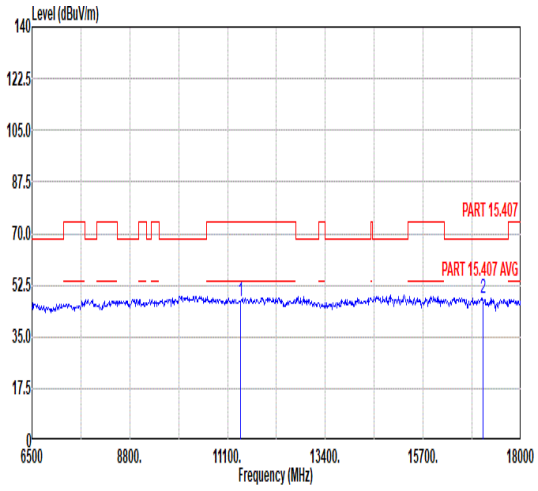 Freq Level Limit Line Margin Read Level Ant Factor Cable Loss Preamp Factor APos TPos Remark MHz dBuV/m dBuV/m dB dBuV dB/m dB dB cm deg 1 11400.00 47.25 74.00 -26.75 44.62 38.18 14.87 50.42 --- --- Peak 2 17100.00 47.84 68.30 -20.46 39.69 42.81 18.06 52.72 --- --- Peak	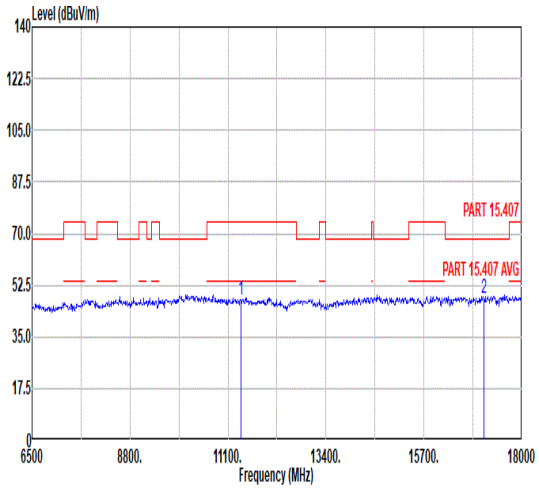 Freq Level Limit Line Margin Read Level Ant Factor Cable Loss Preamp Factor APos TPos Remark MHz dBuV/m dBuV/m dB dBuV dB/m dB dB cm deg 1 11400.00 47.69 74.00 -26.31 45.06 38.18 14.87 50.42 --- --- Peak 2 17100.00 47.99 68.30 -20.31 39.84 42.81 18.06 52.72 --- --- Peak

Mode	167	
	Band Edge - L	
	U-NII-1_5.15-5.25_802.11ax HE40_CH38_Full RU_5190MHz	
ANT	9	
Pol.	Horizontal	Fundamental
Peak	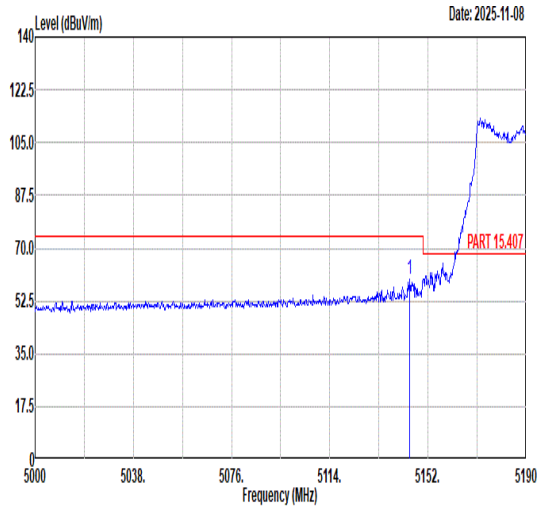 Freq Level Limit Line Margin (dB) Read Level Ant Factor Cable Loss Preamp Factor APos TPos Remark MHz dBuV/m dBuV/m dBuV dB/m dB dB cm deg 1 5144.97 59.47 74.00 -14.53 45.72 35.86 10.52 32.63 204 63 PEAK	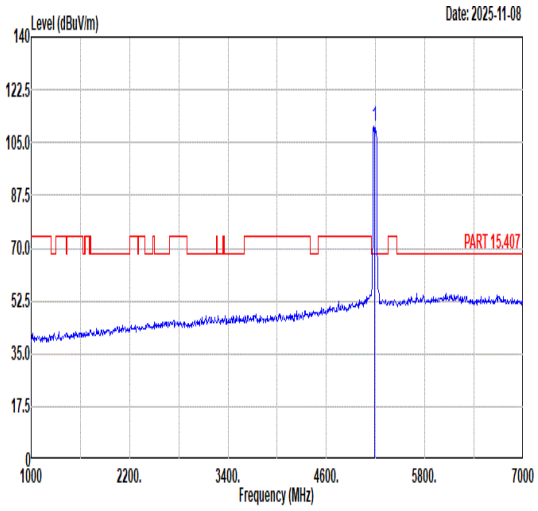 Freq Level Limit Line Margin (dB) Read Level Ant Factor Cable Loss Preamp Factor APos TPos Remark MHz dBuV/m dBuV/m dBuV dB/m dB dB cm deg 1 5190.00 110.67 ------ ------ 96.98 35.87 10.46 32.64 204 63 PEAK
Avg	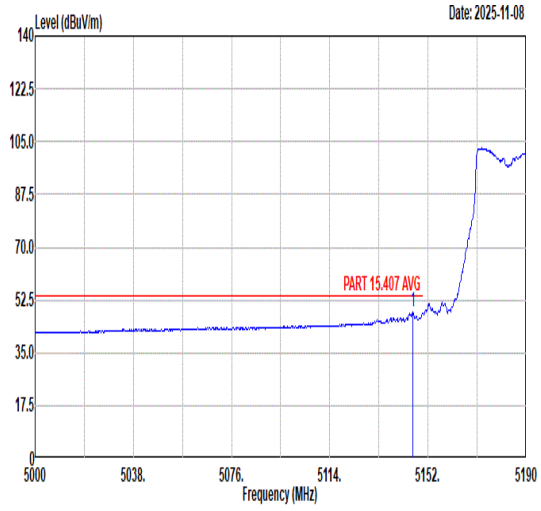 Freq Level Limit Line Margin (dB) Read Level Ant Factor Cable Loss Preamp Factor APos TPos Remark MHz dBuV/m dBuV/m dBuV dB/m dB dB cm deg 1 5146.11 48.45 54.00 -5.55 34.70 35.86 10.52 32.63 204 63 AVERAGE	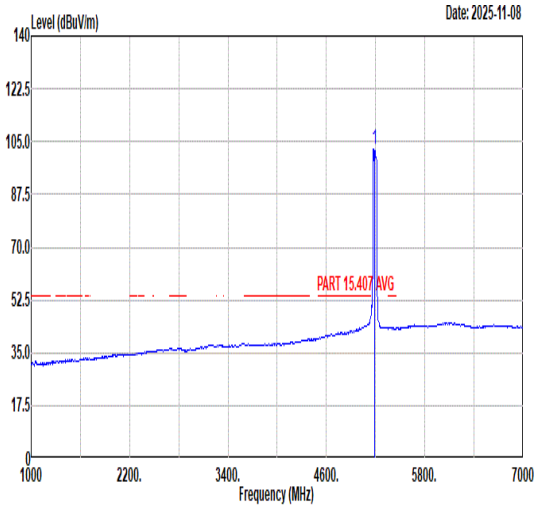 Freq Level Limit Line Margin (dB) Read Level Ant Factor Cable Loss Preamp Factor APos TPos Remark MHz dBuV/m dBuV/m dBuV dB/m dB dB cm deg 1 5190.00 102.64 ------ ------ 88.93 35.87 10.47 32.63 204 63 AVERAGE

Mode	167	
	Band Edge - R	
	U-NII-1_5.15-5.25_802.11ax HE40_CH38_Full RU_5190MHz	
ANT	9	
Pol.	Horizontal	Fundamental
Peak	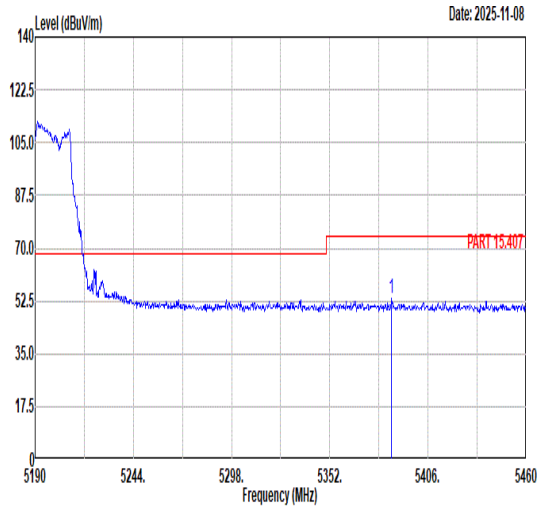 Freq Level Limit Line Margin (dB) Read Level Ant Factor Cable Loss Preamp Factor APos TPos Remark MHz dBuV/m dBuV/m dBuV dB/m dB dB cm deg 1 5386.02 53.25 74.00 -20.75 39.46 35.95 10.52 32.68 204 63 PEAK	Blank
Avg	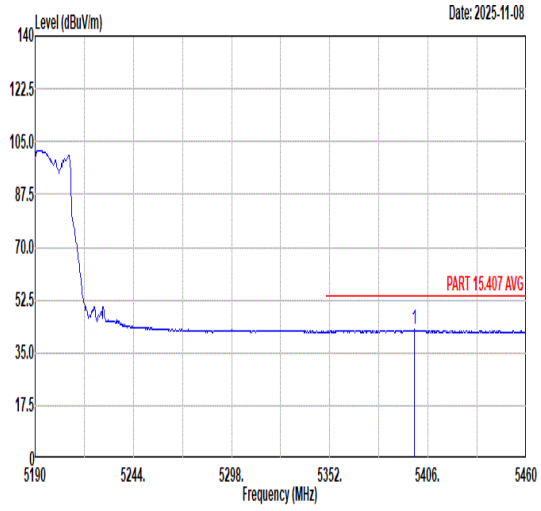 Freq Level Limit Line Margin (dB) Read Level Ant Factor Cable Loss Preamp Factor APos TPos Remark MHz dBuV/m dBuV/m dBuV dB/m dB dB cm deg 1 5398.71 42.54 54.00 -11.46 28.76 35.96 10.50 32.68 204 63 AVERAGE	Blank

Mode	167	
	Band Edge - L	
	U-NII-1_5.15-5.25_802.11ax HE40_CH38_Full RU_5190MHz	
ANT	9	
Pol.	Vertical	Fundamental
Peak	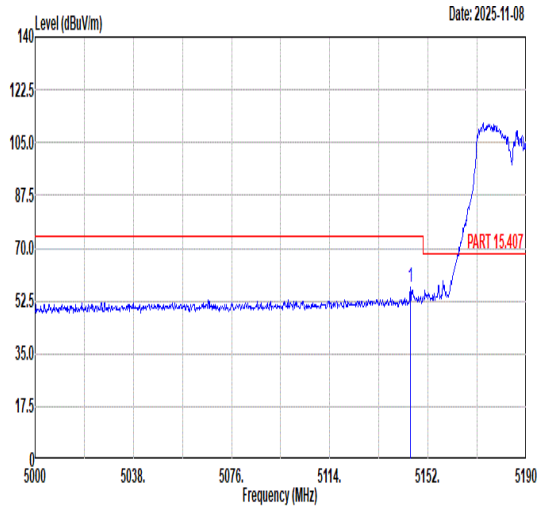 Freq Level Limit Line Margin (dB) Read Level Ant Factor Cable Loss Preamp Factor APos TPos Remark MHz dBuV/m dBuV/m dBuV dB/m dB dB cm deg 1 5145.16 56.98 74.00 -17.02 43.23 35.86 10.52 32.63 238 69 PEAK	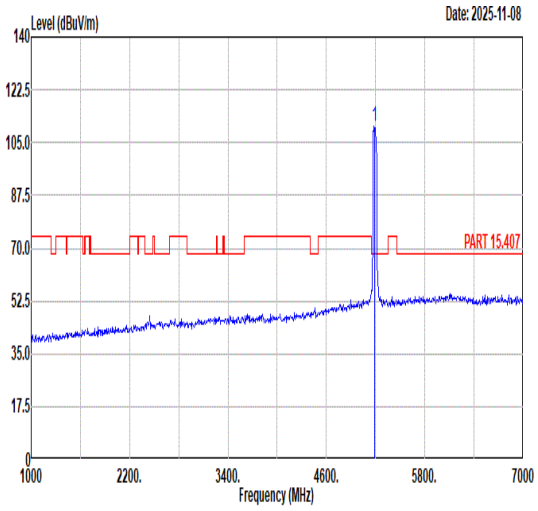 Freq Level Limit Line Margin (dB) Read Level Ant Factor Cable Loss Preamp Factor APos TPos Remark MHz dBuV/m dBuV/m dBuV dB/m dB dB cm deg 1 5190.00 110.57 ------ ------ 96.90 35.87 10.44 32.64 238 69 PEAK
Avg	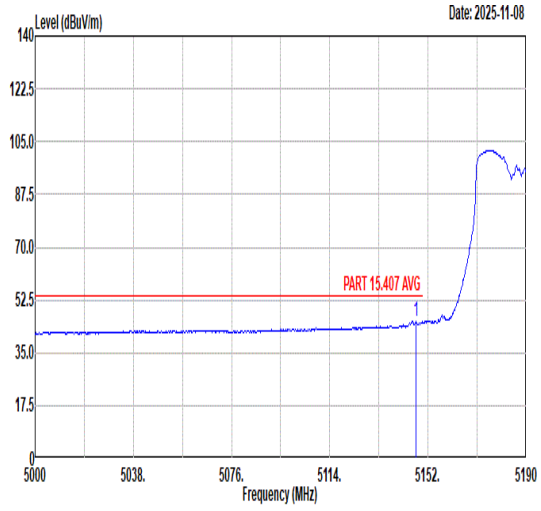 Freq Level Limit Line Margin (dB) Read Level Ant Factor Cable Loss Preamp Factor APos TPos Remark MHz dBuV/m dBuV/m dBuV dB/m dB dB cm deg 1 5147.25 45.62 54.00 -8.38 31.87 35.86 10.52 32.63 238 69 AVERAGE	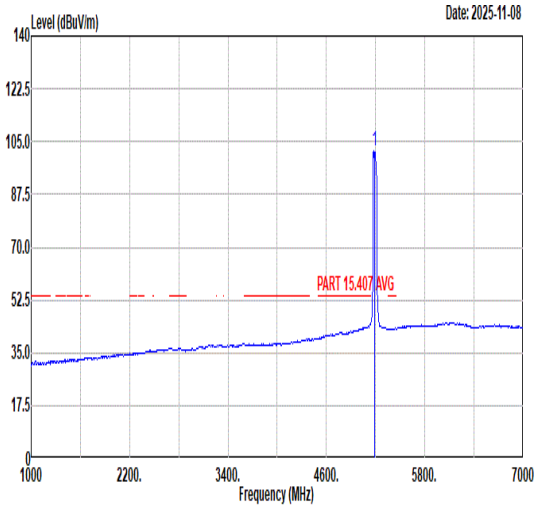 Freq Level Limit Line Margin (dB) Read Level Ant Factor Cable Loss Preamp Factor APos TPos Remark MHz dBuV/m dBuV/m dBuV dB/m dB dB cm deg 1 5190.00 101.76 ------ ------ 88.07 35.87 10.46 32.64 238 69 AVERAGE

Mode	167	
	Band Edge - R	
	U-NII-1_5.15-5.25_802.11ax HE40_CH38_Full RU_5190MHz	
ANT	9	
Pol.	Vertical	Fundamental
Peak	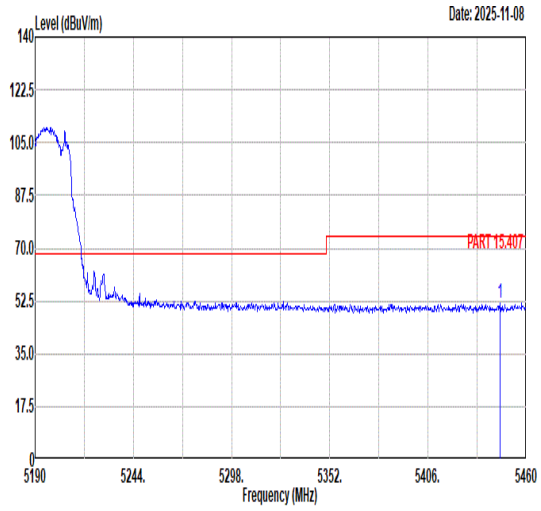 Freq Level Limit Line Margin (dB) Read Level Ant Factor Cable Loss Preamp Factor APos TPos Remark MHz dBuV/m dBuV/m dBuV dB/m dB dB cm deg 1 5445.42 51.93 74.00 -22.07 38.11 35.98 10.53 32.69 238 69 PEAK	Blank
Avg	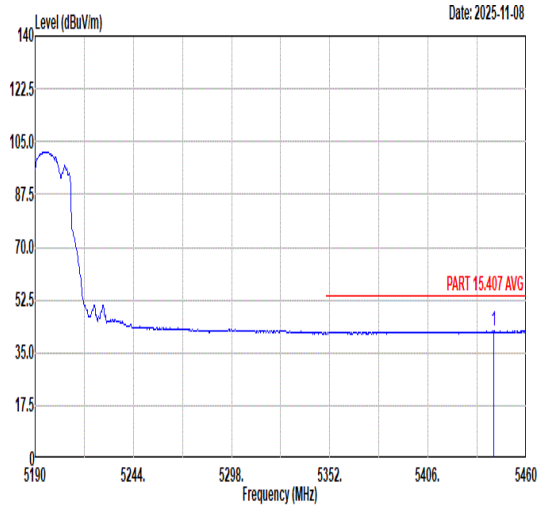 Freq Level Limit Line Margin (dB) Read Level Ant Factor Cable Loss Preamp Factor APos TPos Remark MHz dBuV/m dBuV/m dBuV dB/m dB dB cm deg 1 5442.18 42.27 54.00 -11.73 28.45 35.98 10.53 32.69 238 69 AVERAGE	Blank

Mode	168	
	Band Edge - L	
	U-NII-1_5.15-5.25_802.11ax HE40_CH46_Full RU_5230MHz	
ANT	9	
Pol.	Horizontal	Fundamental
Peak	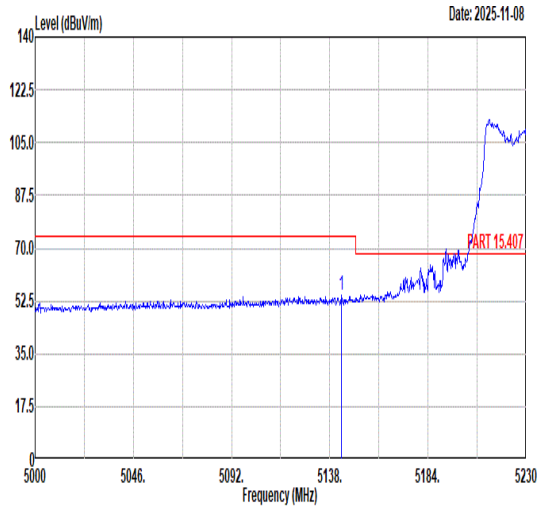 Freq Level Limit Line Margin (dB) Read Level Ant Factor Cable Loss Preamp Factor APos TPos Remark MHz dBuV/m dBuV/m dBuV dB/m dB dB cm deg 1 5143.52 54.20 74.00 -19.80 40.45 35.86 10.52 32.63 197 62 PEAK	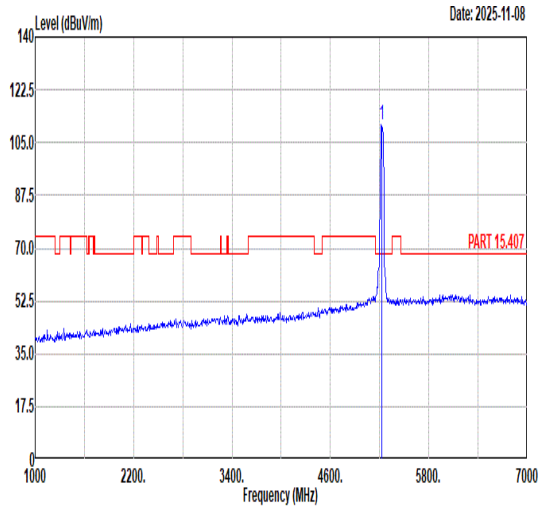 Freq Level Limit Line Margin (dB) Read Level Ant Factor Cable Loss Preamp Factor APos TPos Remark MHz dBuV/m dBuV/m dBuV dB/m dB dB cm deg 1 5230.00 111.01 ------ ------ 97.31 35.89 10.45 32.64 197 62 PEAK
Avg	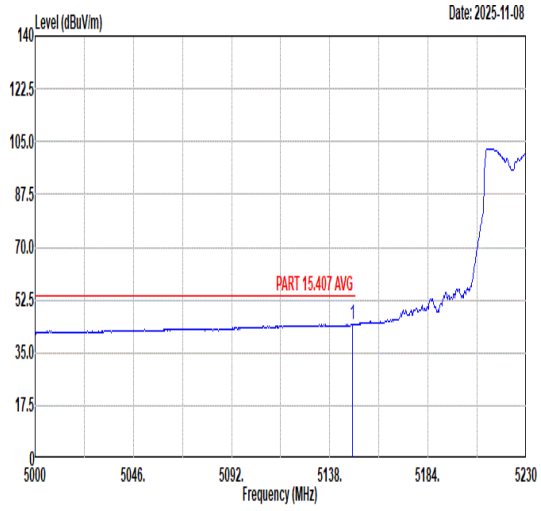 Freq Level Limit Line Margin (dB) Read Level Ant Factor Cable Loss Preamp Factor APos TPos Remark MHz dBuV/m dBuV/m dBuV dB/m dB dB cm deg 1 5148.81 44.46 54.00 -9.54 30.72 35.86 10.51 32.63 197 62 AVERAGE	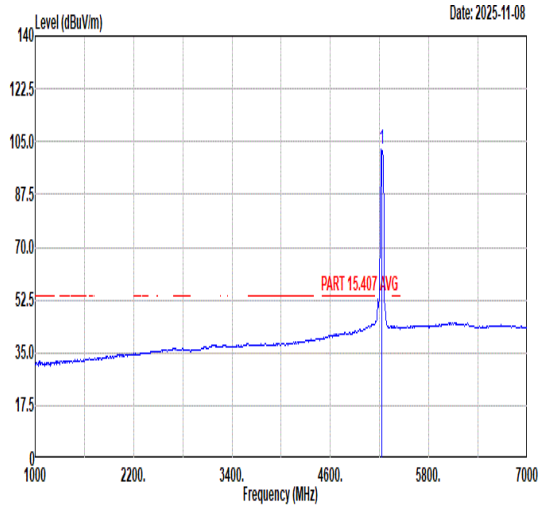 Freq Level Limit Line Margin (dB) Read Level Ant Factor Cable Loss Preamp Factor APos TPos Remark MHz dBuV/m dBuV/m dBuV dB/m dB dB cm deg 1 5230.00 102.54 ------ ------ 88.87 35.88 10.43 32.64 197 62 AVERAGE

Mode	168	
	Band Edge - R	
	U-NII-1_5.15-5.25_802.11ax HE40_CH46_Full RU_5230MHz	
ANT	9	
Pol.	Horizontal	Fundamental
Peak	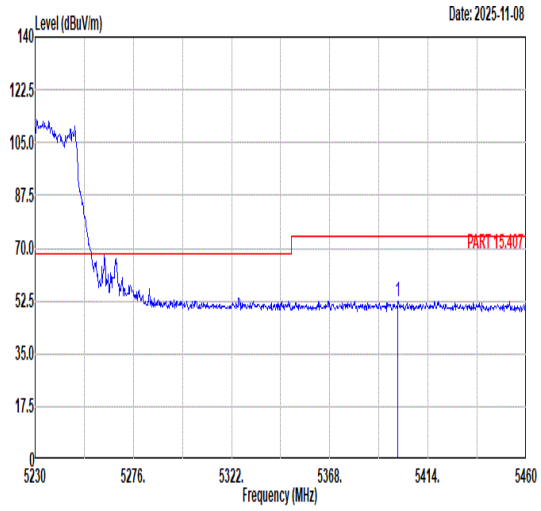 Freq Level Limit Line Margin (dB) Read Level Ant Factor Cable Loss Preamp Factor APos TPos Remark MHz dBuV/m dBuV/m dBuV dB/m dB dB cm deg 1 5399.97 52.51 74.00 -21.49 38.73 35.96 10.50 32.68 197 62 PEAK	Blank
Avg	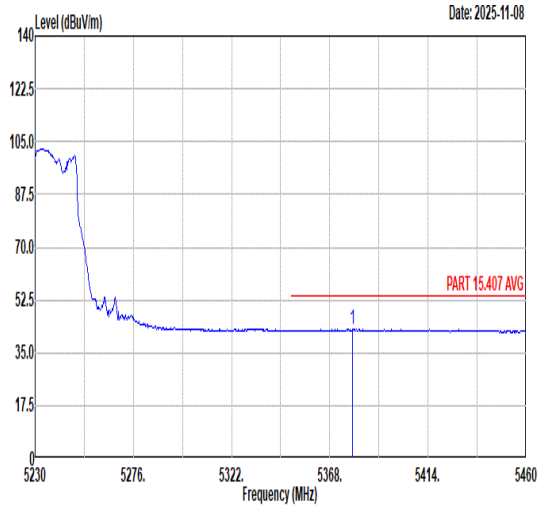 Freq Level Limit Line Margin (dB) Read Level Ant Factor Cable Loss Preamp Factor APos TPos Remark MHz dBuV/m dBuV/m dBuV dB/m dB dB cm deg 1 5378.81 42.83 54.00 -11.17 29.04 35.95 10.52 32.68 197 62 AVERAGE	Blank

Mode	168	
	Band Edge - L	
	U-NII-1_5.15-5.25_802.11ax HE40_CH46_Full RU_5230MHz	
ANT	9	
Pol.	Vertical	Fundamental
Peak	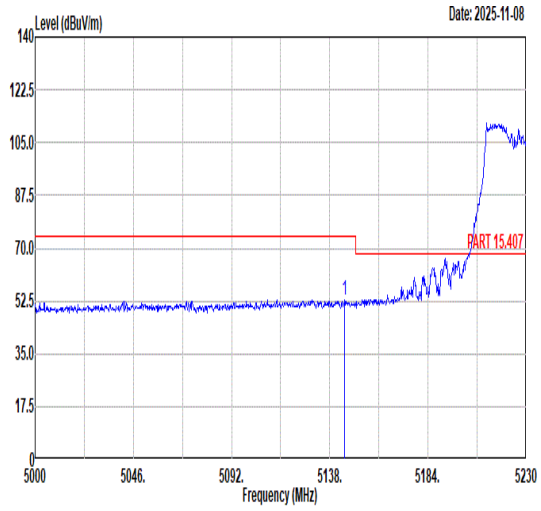 Freq Level Limit Line Margin (dB) Read Level Ant Factor Cable Loss Preamp Factor APos TPos Remark MHz dBuV/m dBuV/m dBuV dB/m dB dB cm deg 1 5144.90 53.05 74.00 -20.95 39.30 35.86 10.52 32.63 238 68 PEAK	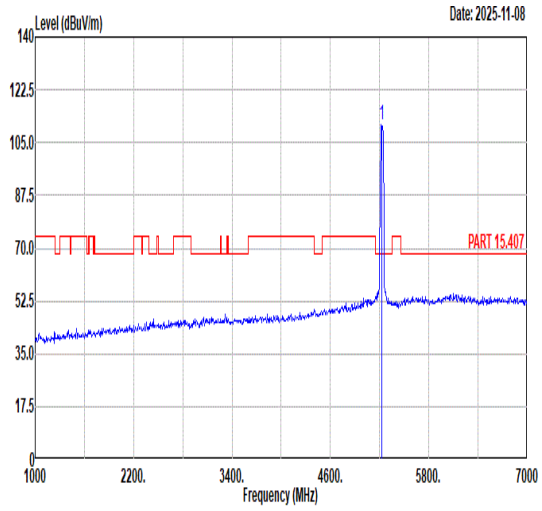 Freq Level Limit Line Margin (dB) Read Level Ant Factor Cable Loss Preamp Factor APos TPos Remark MHz dBuV/m dBuV/m dBuV dB/m dB dB cm deg 1 5230.00 110.69 ------ ------ 96.99 35.89 10.45 32.64 238 68 PEAK
Avg	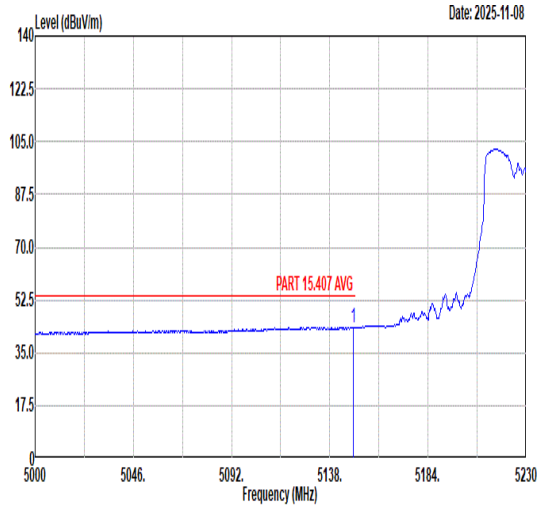 Freq Level Limit Line Margin (dB) Read Level Ant Factor Cable Loss Preamp Factor APos TPos Remark MHz dBuV/m dBuV/m dBuV dB/m dB dB cm deg 1 5149.04 43.41 54.00 -10.59 29.67 35.86 10.51 32.63 238 68 AVERAGE	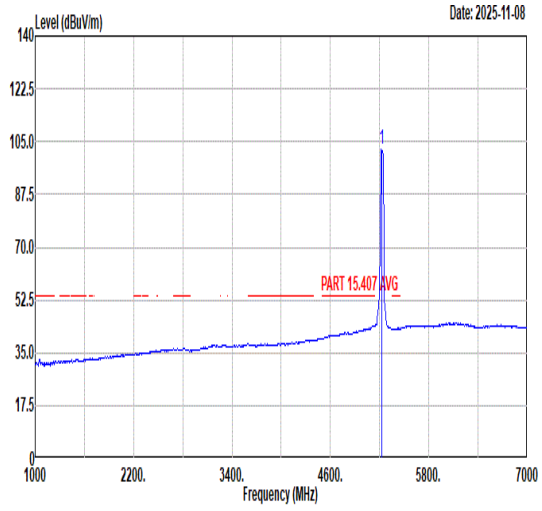 Freq Level Limit Line Margin (dB) Read Level Ant Factor Cable Loss Preamp Factor APos TPos Remark MHz dBuV/m dBuV/m dBuV dB/m dB dB cm deg 1 5230.00 102.24 ------ ------ 88.54 35.89 10.45 32.64 238 68 AVERAGE

Mode	168	
	Band Edge - R	
	U-NII-1_5.15-5.25_802.11ax HE40_CH46_Full RU_5230MHz	
ANT	9	
Pol.	Vertical	Fundamental
Peak	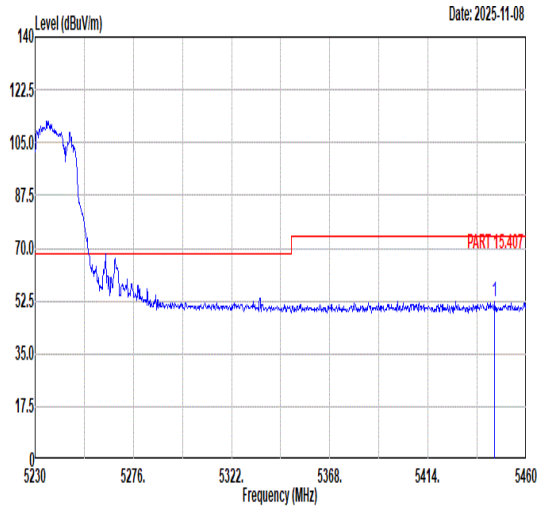 Freq Level Limit Line Margin (dB) Read Level Ant Factor Cable Loss Preamp Factor APos TPos Remark MHz dBuV/m dBuV/m dBuV dB/m dB dB cm deg 1 5445.28 52.46 74.00 -21.54 38.64 35.98 10.53 32.69 238 68 PEAK	Blank
Avg	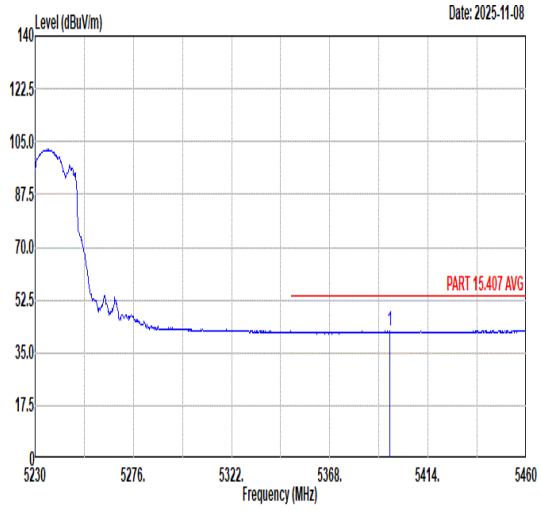 Freq Level Limit Line Margin (dB) Read Level Ant Factor Cable Loss Preamp Factor APos TPos Remark MHz dBuV/m dBuV/m dBuV dB/m dB dB cm deg 1 5396.06 42.39 54.00 -11.61 28.60 35.96 10.51 32.68 238 68 AVERAGE	Blank

Mode	169	
	Band Edge - L	
	U-NII-2A_5.25-5.35_802.11ax HE40_CH54_Full RU_5270MHz	
ANT	9	
Pol.	Horizontal	Fundamental
Peak	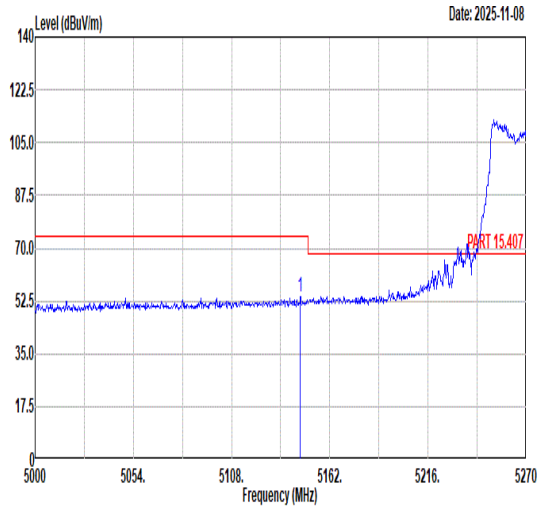 Freq Level Limit Line Margin (dB) Read Level Ant Factor Cable Loss Preamp Factor APos TPos Remark MHz dBuV/m dBuV/m dBuV dB/m dB dB cm deg 1 5145.80 53.84 74.00 -20.16 40.09 35.86 10.52 32.63 199 61 PEAK	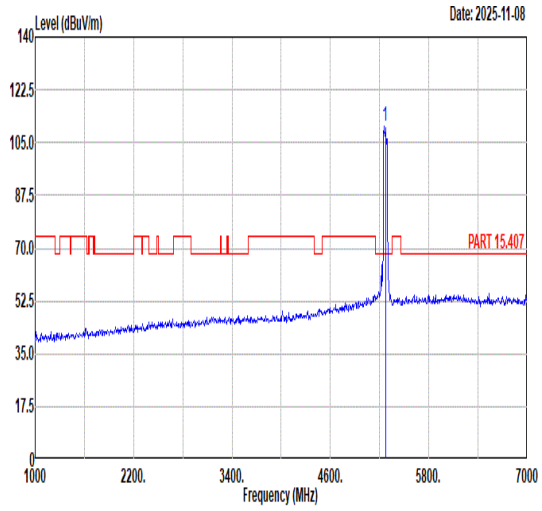 Freq Level Limit Line Margin (dB) Read Level Ant Factor Cable Loss Preamp Factor APos TPos Remark MHz dBuV/m dBuV/m dBuV dB/m dB dB cm deg 1 5270.00 110.63 ------ ------ 96.87 35.90 10.51 32.65 199 61 PEAK
Avg	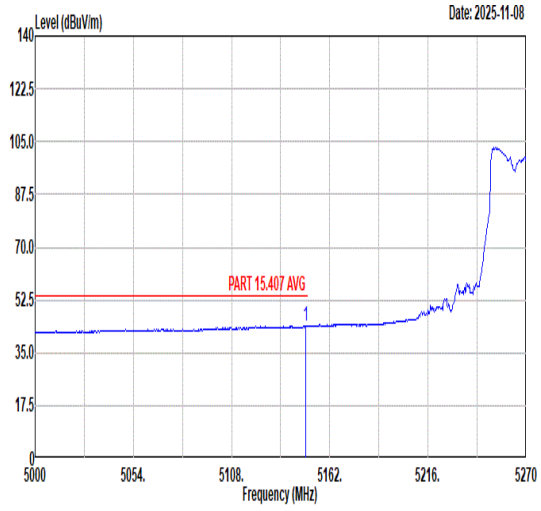 Freq Level Limit Line Margin (dB) Read Level Ant Factor Cable Loss Preamp Factor APos TPos Remark MHz dBuV/m dBuV/m dBuV dB/m dB dB cm deg 1 5148.77 43.82 54.00 -10.18 30.08 35.86 10.51 32.63 199 61 AVERAGE	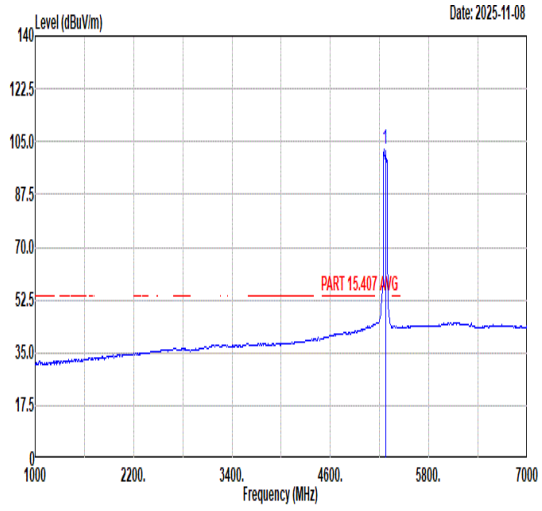 Freq Level Limit Line Margin (dB) Read Level Ant Factor Cable Loss Preamp Factor APos TPos Remark MHz dBuV/m dBuV/m dBuV dB/m dB dB cm deg 1 5270.00 102.67 ------ ------ 88.91 35.90 10.51 32.65 199 61 AVERAGE

Mode	169	
	Band Edge - R	
	U-NII-2A_5.25-5.35_802.11ax HE40_CH54_Full RU_5270MHz	
ANT	9	
Pol.	Horizontal	Fundamental
Peak	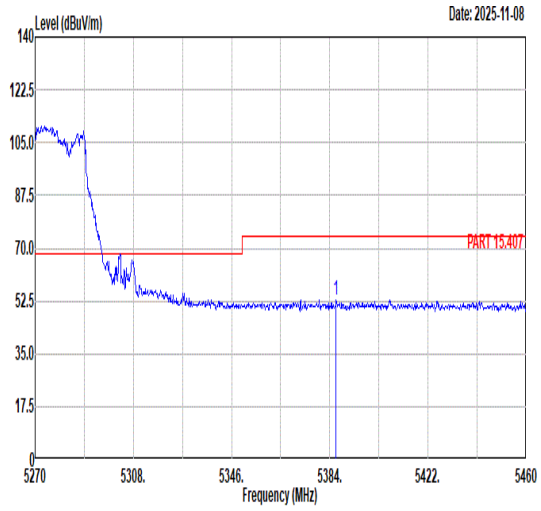 Freq Level Limit Line Margin (dB) Read Level Ant Factor Cable Loss Preamp Factor APos TPos Remark MHz dBuV/m dBuV/m dBuV dB/m dB dB cm deg 1 5386.47 53.05 74.00 -20.95 39.26 35.95 10.52 32.68 199 61 PEAK	Blank
Avg	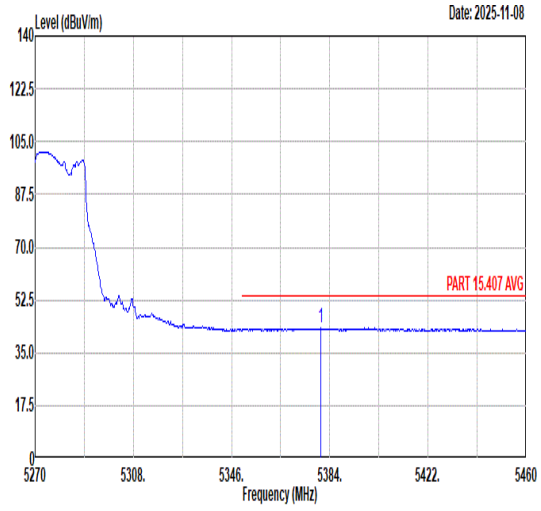 Freq Level Limit Line Margin (dB) Read Level Ant Factor Cable Loss Preamp Factor APos TPos Remark MHz dBuV/m dBuV/m dBuV dB/m dB dB cm deg 1 5380.39 43.27 54.00 -10.73 29.48 35.95 10.52 32.68 199 61 AVERAGE	Blank

Mode	169	
	Band Edge - L	
	U-NII-2A_5.25-5.35_802.11ax HE40_CH54_Full RU_5270MHz	
ANT	9	
Pol.	Vertical	Fundamental
Peak	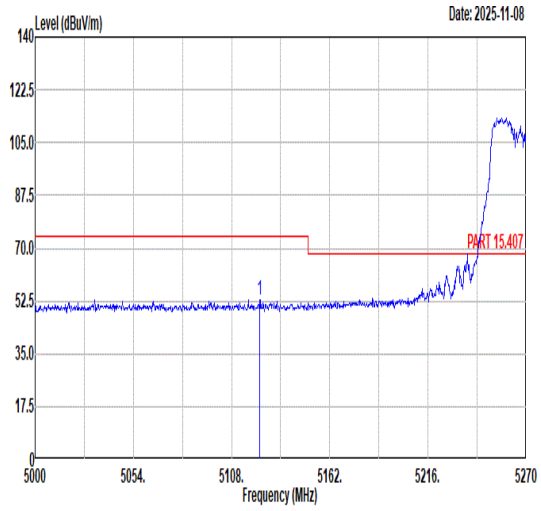 Freq Level Limit Line Margin (dB) Read Level Ant Factor Cable Loss Preamp Factor APos TPos Remark MHz dBuV/m dBuV/m dBuV dB/m dB dB cm deg 1 5123.39 53.07 74.00 -20.93 39.27 35.85 10.57 32.62 235 79 PEAK	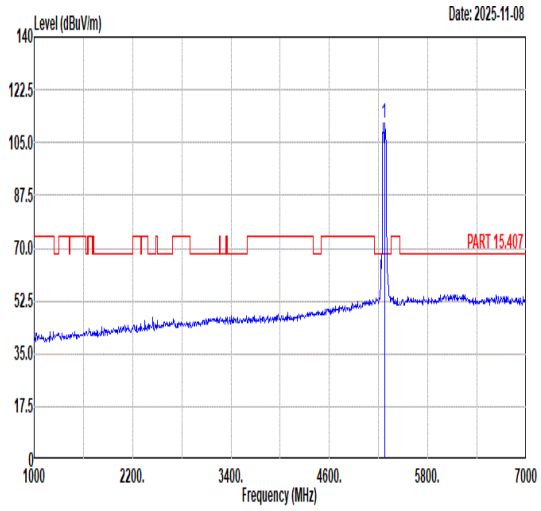 Freq Level Limit Line Margin (dB) Read Level Ant Factor Cable Loss Preamp Factor APos TPos Remark MHz dBuV/m dBuV/m dBuV dB/m dB dB cm deg 1 5270.00 111.70 ------ ------ 97.89 35.91 10.56 32.66 235 79 PEAK
Avg	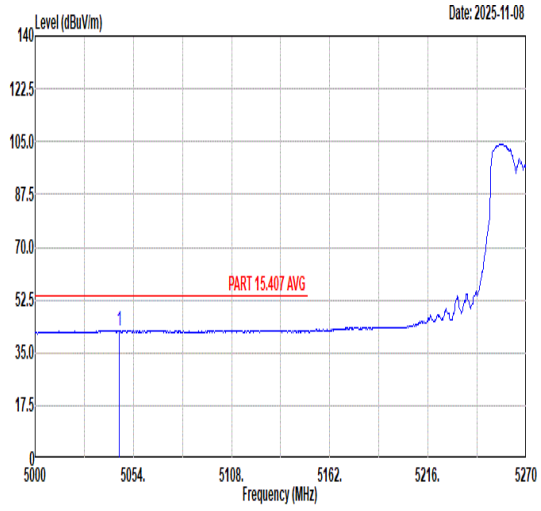 Freq Level Limit Line Margin (dB) Read Level Ant Factor Cable Loss Preamp Factor APos TPos Remark MHz dBuV/m dBuV/m dBuV dB/m dB dB cm deg 1 5046.44 42.46 54.00 -11.54 28.76 35.82 10.49 32.61 235 79 AVERAGE	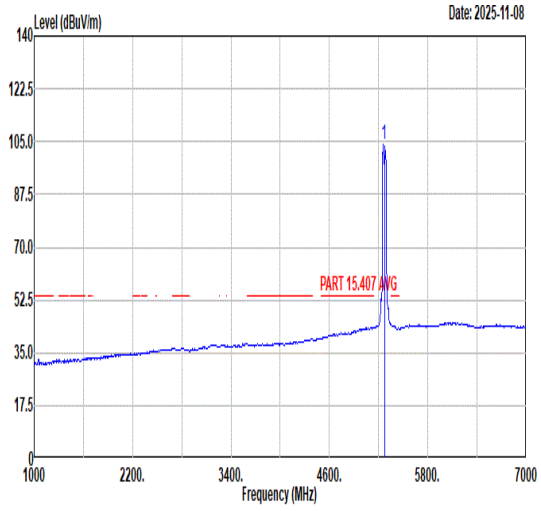 Freq Level Limit Line Margin (dB) Read Level Ant Factor Cable Loss Preamp Factor APos TPos Remark MHz dBuV/m dBuV/m dBuV dB/m dB dB cm deg 1 5270.00 103.83 ------ ------ 90.07 35.90 10.51 32.65 235 79 AVERAGE

Mode	169	
	Band Edge - R	
	U-NII-2A_5.25-5.35_802.11ax HE40_CH54_Full RU_5270MHz	
ANT	9	
Pol.	Vertical	Fundamental
Peak	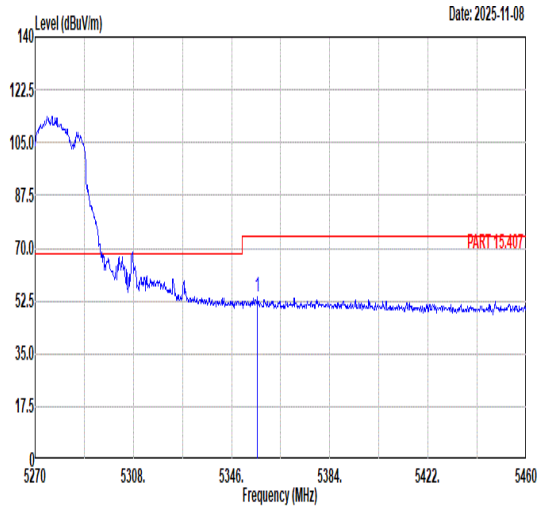 Freq Level Limit Line Margin (dB) Read Level Ant Factor Cable Loss Preamp Factor APos TPos Remark MHz dBuV/m dBuV/m dBuV dB/m dB dB cm deg 1 5356.07 53.90 74.00 -20.10 40.08 35.94 10.55 32.67 235 79 PEAK	Blank
Avg	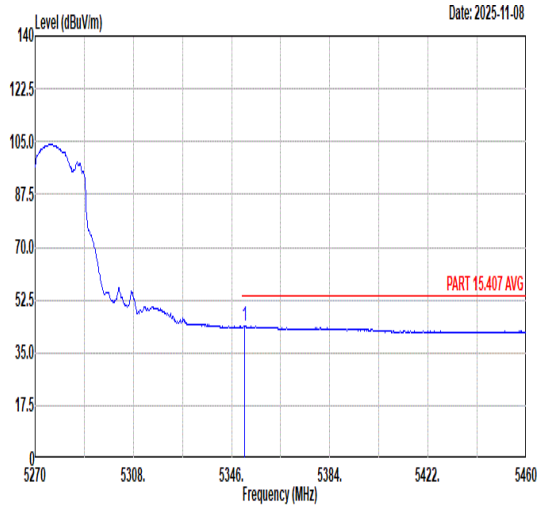 Freq Level Limit Line Margin (dB) Read Level Ant Factor Cable Loss Preamp Factor APos TPos Remark MHz dBuV/m dBuV/m dBuV dB/m dB dB cm deg 1 5350.94 43.79 54.00 -10.21 29.97 35.94 10.55 32.67 235 79 AVERAGE	Blank

Mode	170	
	Band Edge - L	
	U-NII-2A_5.25-5.35_802.11ax HE40_CH62_Full RU_5310MHz	
ANT	9	
Pol.	Horizontal	Fundamental
Peak	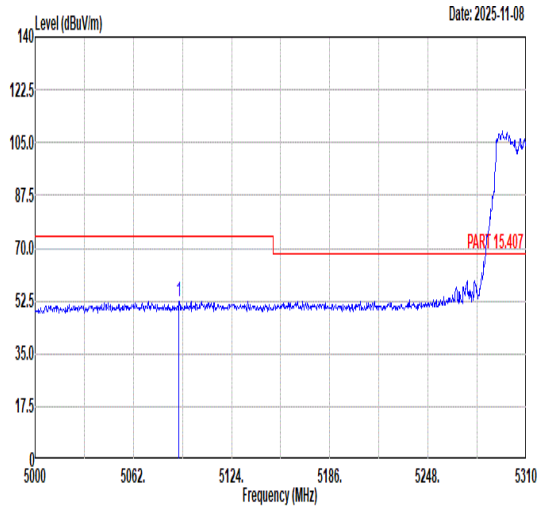 Freq Level Limit Line Margin (dB) Read Level Ant Factor Cable Loss Preamp Factor APos TPos Remark MHz dBuV/m dBuV/m dBuV dB/m dB dB cm deg 1 5090.83 52.23 74.00 -21.77 38.41 35.84 10.60 32.62 242 59 PEAK	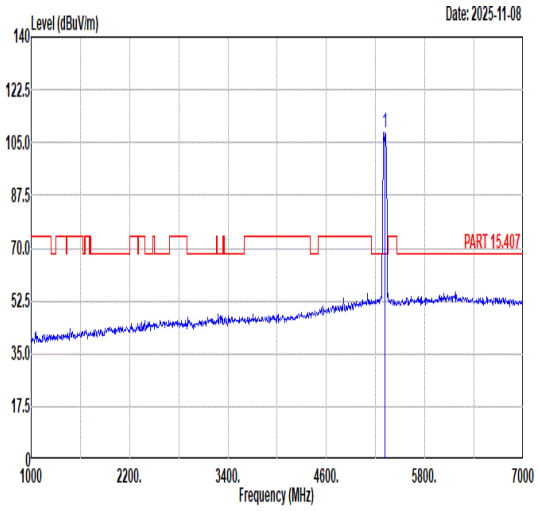 Freq Level Limit Line Margin (dB) Read Level Ant Factor Cable Loss Preamp Factor APos TPos Remark MHz dBuV/m dBuV/m dBuV dB/m dB dB cm deg 1 5310.00 108.21 ------ ------ 94.35 35.93 10.59 32.66 242 59 PEAK
Avg	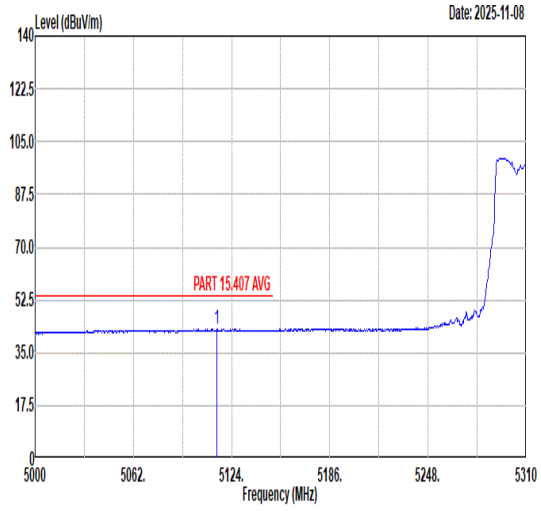 Freq Level Limit Line Margin (dB) Read Level Ant Factor Cable Loss Preamp Factor APos TPos Remark MHz dBuV/m dBuV/m dBuV dB/m dB dB cm deg 1 5114.70 42.75 54.00 -11.25 28.94 35.85 10.58 32.62 242 59 AVERAGE	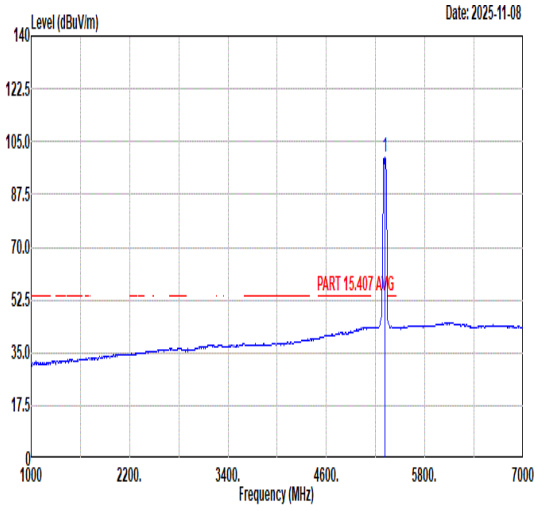 Freq Level Limit Line Margin (dB) Read Level Ant Factor Cable Loss Preamp Factor APos TPos Remark MHz dBuV/m dBuV/m dBuV dB/m dB dB cm deg 1 5310.00 99.90 ------ ------ 86.04 35.93 10.59 32.66 242 59 AVERAGE

Mode	170	
	Band Edge - R	
	U-NII-2A_5.25-5.35_802.11ax HE40_CH62_Full RU_5310MHz	
ANT	9	
Pol.	Horizontal	Fundamental
Peak	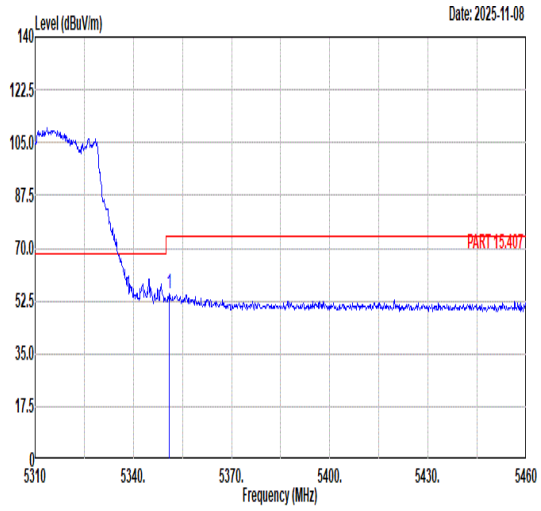 Freq Level Limit Line Margin (dB) Read Level Ant Factor Cable Loss Preamp Factor APos TPos Remark MHz dBuV/m dBuV/m dBuV dB/m dB dB cm deg 1 5350.95 54.81 74.00 -19.19 40.99 35.94 10.55 32.67 242 59 PEAK	Blank
Avg	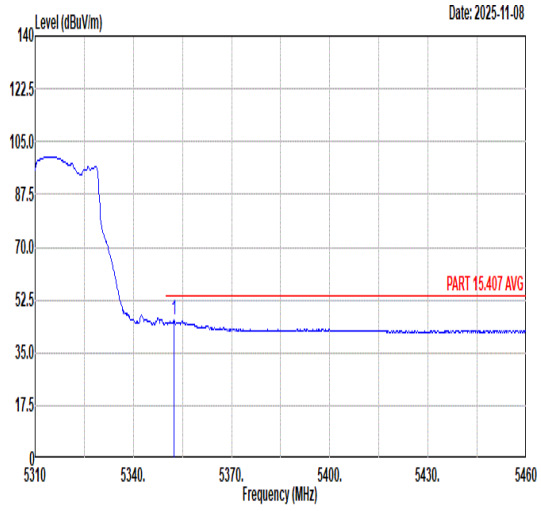 Freq Level Limit Line Margin (dB) Read Level Ant Factor Cable Loss Preamp Factor APos TPos Remark MHz dBuV/m dBuV/m dBuV dB/m dB dB cm deg 1 5352.30 45.72 54.00 -8.28 31.90 35.94 10.55 32.67 242 59 AVERAGE	Blank

Mode	170	
	Band Edge - L	
	U-NII-2A_5.25-5.35_802.11ax HE40_CH62_Full RU_5310MHz	
ANT	9	
Pol.	Vertical	Fundamental
Peak	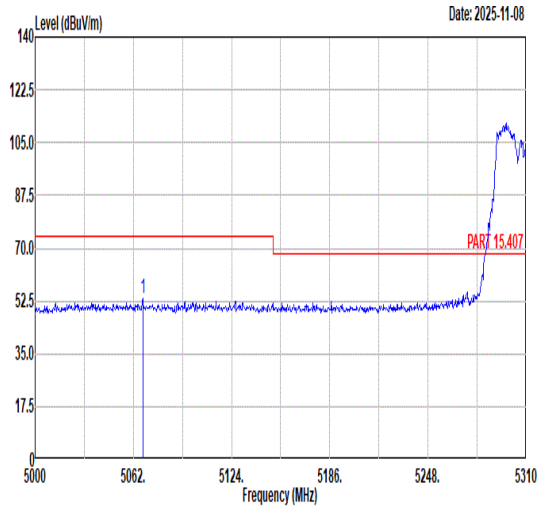 Freq Level Limit Line Margin (dB) Read Level Ant Factor Cable Loss Preamp Factor APos TPos Remark MHz dBuV/m dBuV/m dBuV dB/m dB dB cm deg 1 5067.89 53.35 74.00 -20.65 39.59 35.83 10.54 32.61 239 76 PEAK	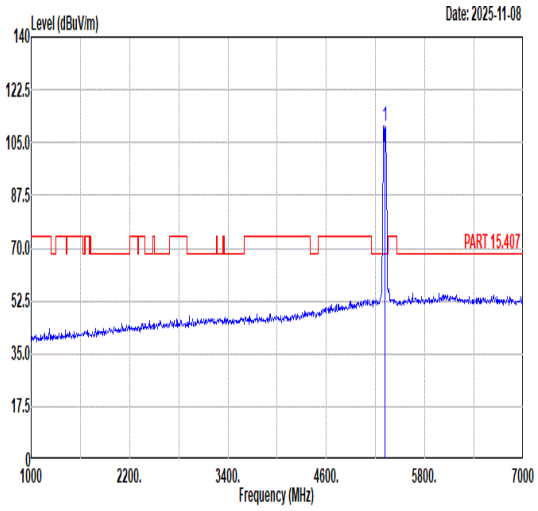 Freq Level Limit Line Margin (dB) Read Level Ant Factor Cable Loss Preamp Factor APos TPos Remark MHz dBuV/m dBuV/m dBuV dB/m dB dB cm deg 1 5310.00 110.46 ------ ------ 96.60 35.93 10.59 32.66 239 76 PEAK
Avg	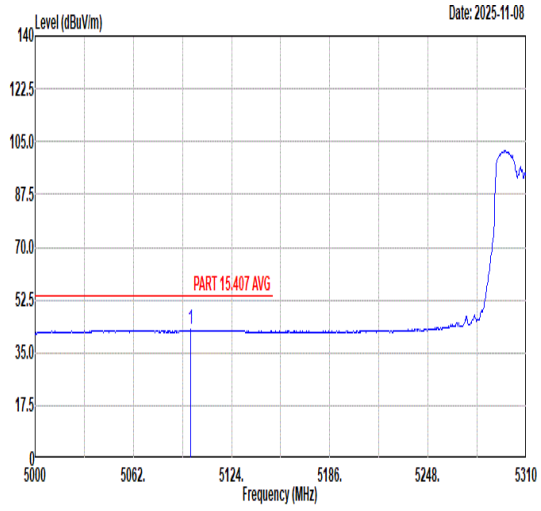 Freq Level Limit Line Margin (dB) Read Level Ant Factor Cable Loss Preamp Factor APos TPos Remark MHz dBuV/m dBuV/m dBuV dB/m dB dB cm deg 1 5097.96 42.54 54.00 -11.46 28.70 35.84 10.62 32.62 239 76 AVERAGE	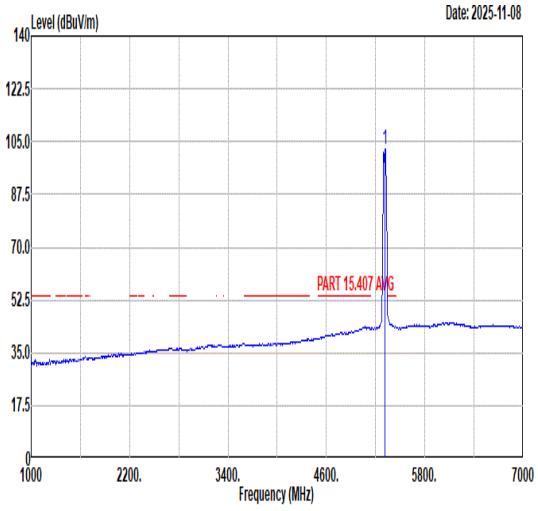 Freq Level Limit Line Margin (dB) Read Level Ant Factor Cable Loss Preamp Factor APos TPos Remark MHz dBuV/m dBuV/m dBuV dB/m dB dB cm deg 1 5310.00 102.31 ------ ------ 88.45 35.93 10.59 32.66 239 76 AVERAGE

Mode	170	
	Band Edge - R	
	U-NII-2A_5.25-5.35_802.11ax HE40_CH62_Full RU_5310MHz	
ANT	9	
Pol.	Vertical	Fundamental
Peak	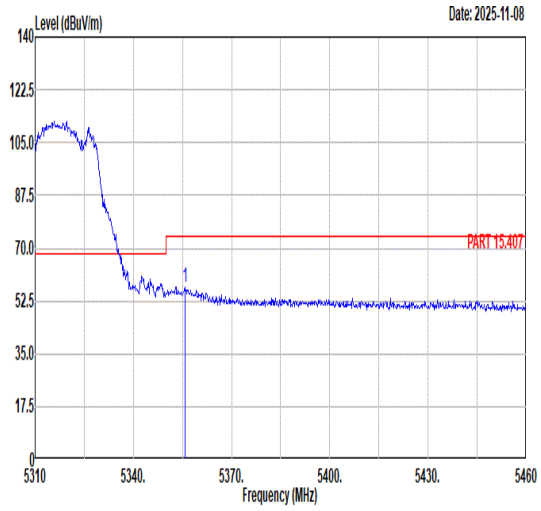 Freq Level Limit Line Margin (dB) Read Level Ant Factor Cable Loss Preamp Factor APos TPos Remark MHz dBuV/m dBuV/m dBuV dB/m dB dB cm deg 1 5355.75 57.08 74.00 -16.92 43.26 35.94 10.55 32.67 239 76 PEAK	Blank
Avg	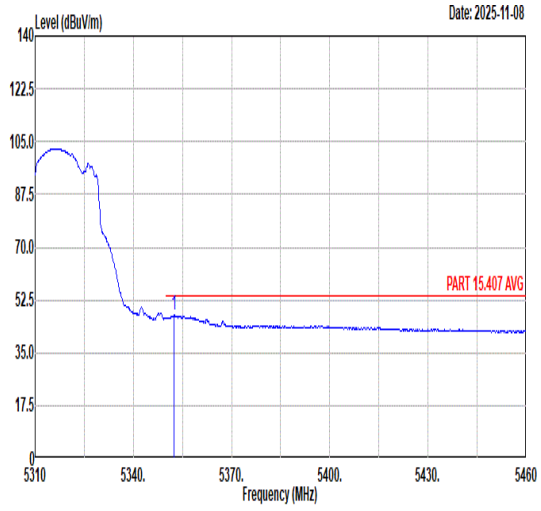 Freq Level Limit Line Margin (dB) Read Level Ant Factor Cable Loss Preamp Factor APos TPos Remark MHz dBuV/m dBuV/m dBuV dB/m dB dB cm deg 1 5352.30 47.78 54.00 -6.22 33.96 35.94 10.55 32.67 239 76 AVERAGE	Blank

Mode	171	
	Band Edge - L	
	U-NII-2C_5.47-5.725_802.11ax HE40_CH102_Full RU_5510MHz	
ANT	9	
Pol.	Horizontal	Fundamental
Peak	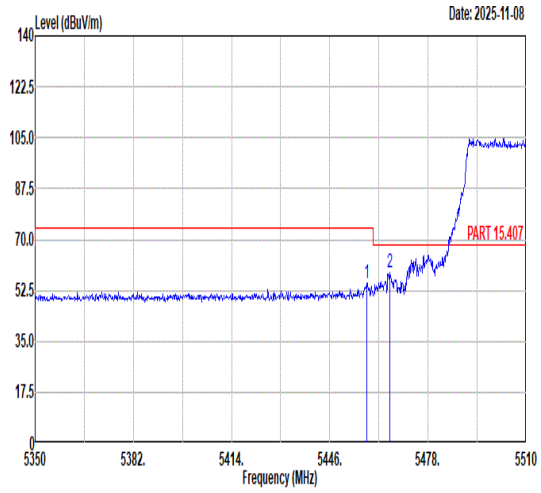 Freq Level Limit Line Margin (dB) Read Level Ant Factor Cable Loss Preamp Factor APos TPos Remark MHz dBuV/m dBuV/m dBuV dB/m dB dB cm deg 1 5458.16 55.10 74.00 -18.90 41.27 35.98 10.54 32.69 193 63 PEAK 2 5465.52 58.46 68.30 -9.84 44.61 35.99 10.55 32.69 193 63 PEAK	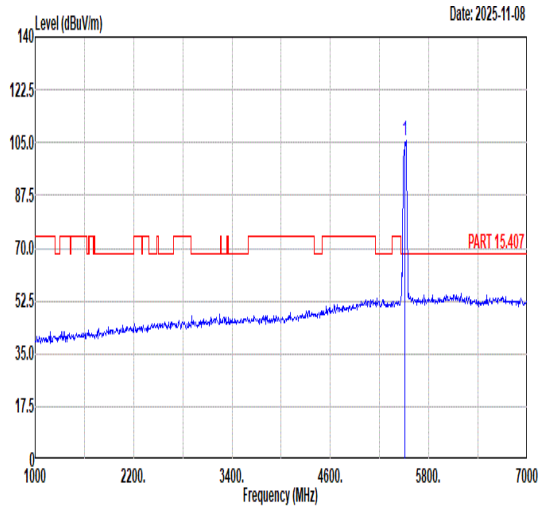 Freq Level Limit Line Margin (dB) Read Level Ant Factor Cable Loss Preamp Factor APos TPos Remark MHz dBuV/m dBuV/m dBuV dB/m dB dB cm deg 1 5510.00 105.40 ------ ------ 91.47 36.04 10.60 32.71 193 63 PEAK
Avg	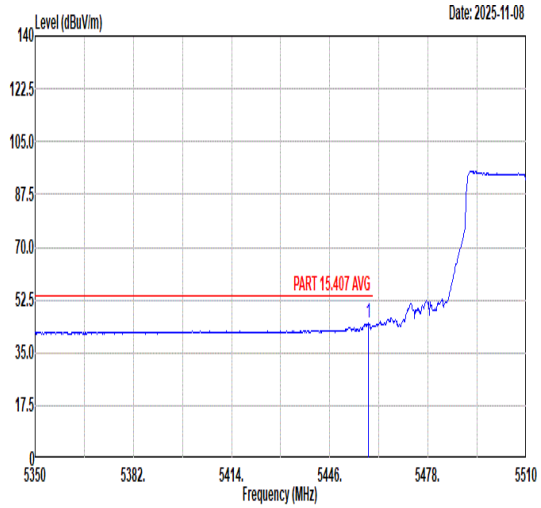 Freq Level Limit Line Margin (dB) Read Level Ant Factor Cable Loss Preamp Factor APos TPos Remark MHz dBuV/m dBuV/m dBuV dB/m dB dB cm deg 1 5458.64 44.72 54.00 -9.28 30.89 35.98 10.54 32.69 193 63 AVERAGE	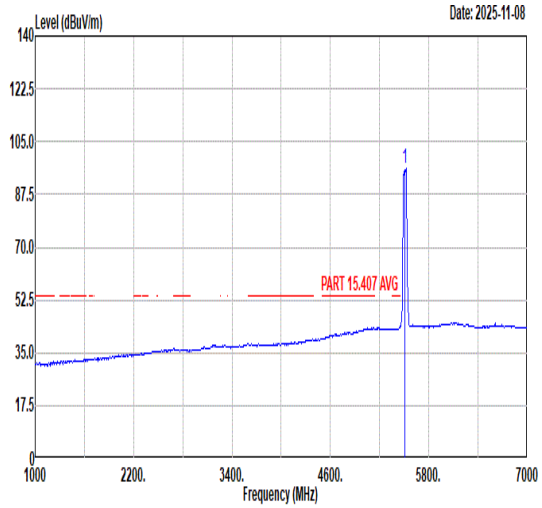 Freq Level Limit Line Margin (dB) Read Level Ant Factor Cable Loss Preamp Factor APos TPos Remark MHz dBuV/m dBuV/m dBuV dB/m dB dB cm deg 1 5510.00 96.22 ------ ------ 82.27 36.05 10.61 32.71 193 63 AVERAGE

Mode	171	
	Band Edge - R	
	U-NII-2C_5.47-5.725_802.11ax HE40_CH102_Full RU_5510MHz	
ANT	9	
Pol.	Horizontal	Fundamental
Peak	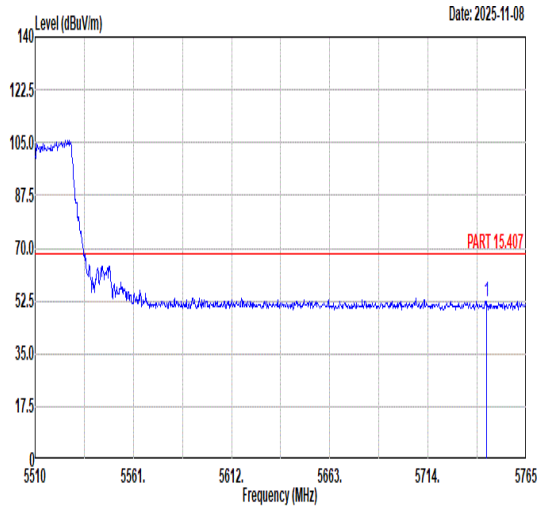 Freq Level Limit Line Margin (dB) Read Level Ant Factor Cable Loss Preamp Factor APos TPos Remark MHz dBuV/m dBuV/m dBuV dB/m dB dB cm deg 1 5744.35 52.51 68.30 -15.79 38.06 36.39 10.86 32.80 193 63 PEAK	Blank

Mode	171	
	Band Edge - L	
	U-NII-2C_5.47-5.725_802.11ax HE40_CH102_Full RU_5510MHz	
ANT	9	
Pol.	Vertical	Fundamental
Peak	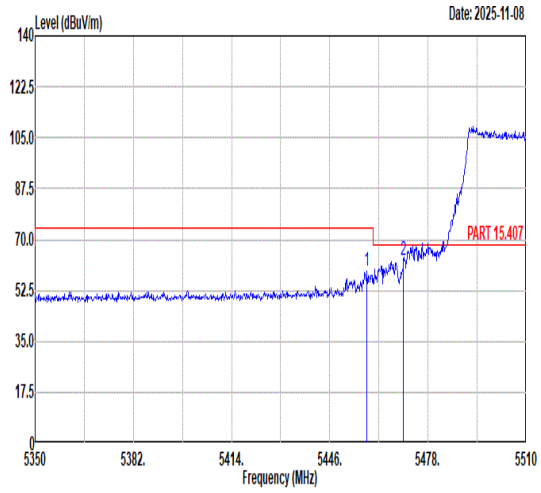 Freq Level Limit Line Margin (dB) Read Level Ant Factor Cable Loss Preamp Factor APos TPos Remark MHz dBuV/m dBuV/m dBuV dB/m dB dB cm deg 1 5458.16 59.03 74.00 -14.97 45.20 35.98 10.54 32.69 185 71 PEAK 2 5470.00 62.83 68.30 -5.47 48.98 35.99 10.55 32.69 185 71 PEAK	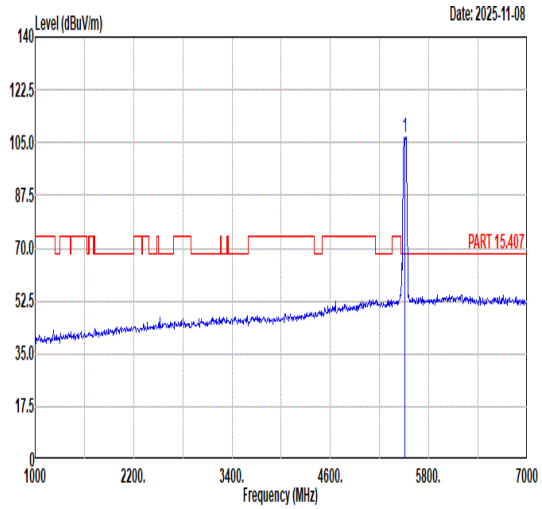 Freq Level Limit Line Margin (dB) Read Level Ant Factor Cable Loss Preamp Factor APos TPos Remark MHz dBuV/m dBuV/m dBuV dB/m dB dB cm deg 1 5510.00 106.82 ------ ------ 92.95 36.00 10.57 32.70 185 71 PEAK
Avg	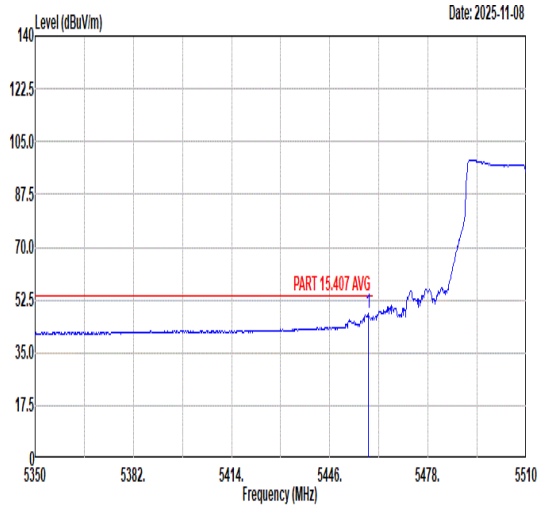 Freq Level Limit Line Margin (dB) Read Level Ant Factor Cable Loss Preamp Factor APos TPos Remark MHz dBuV/m dBuV/m dBuV dB/m dB dB cm deg 1 5458.48 47.90 54.00 -6.10 34.07 35.98 10.54 32.69 185 71 AVERAGE	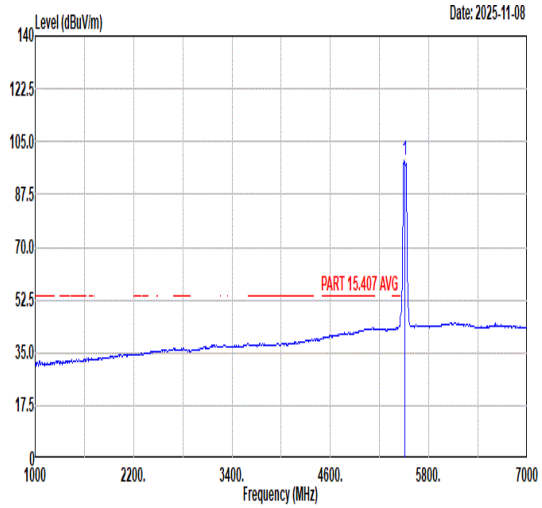 Freq Level Limit Line Margin (dB) Read Level Ant Factor Cable Loss Preamp Factor APos TPos Remark MHz dBuV/m dBuV/m dBuV dB/m dB dB cm deg 1 5510.00 98.79 ------ ------ 84.92 36.00 10.57 32.70 185 71 AVERAGE

Mode	171	
	Band Edge - R	
	U-NII-2C_5.47-5.725_802.11ax HE40_CH102_Full RU_5510MHz	
ANT	9	
Pol.	Vertical	Fundamental
Peak	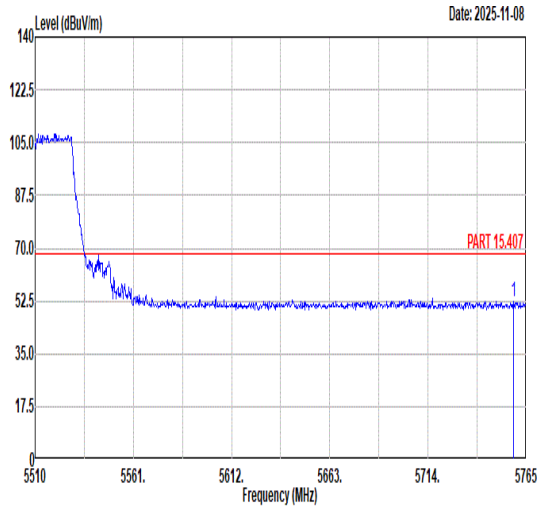 Freq Level Limit Line Margin (dB) Read Level Ant Factor Cable Loss Preamp Factor APos TPos Remark MHz dBuV/m dBuV/m dBuV dB/m dB dB cm deg 1 5758.37 52.34 68.30 -15.96 37.88 36.41 10.85 32.80 185 71 PEAK	Blank

Mode	172	
	Band Edge - L	
	U-NII-2C_5.47-5.725_802.11ax HE40_CH134_Full RU_5670MHz	
ANT	9	
Pol.	Horizontal	Fundamental
Peak	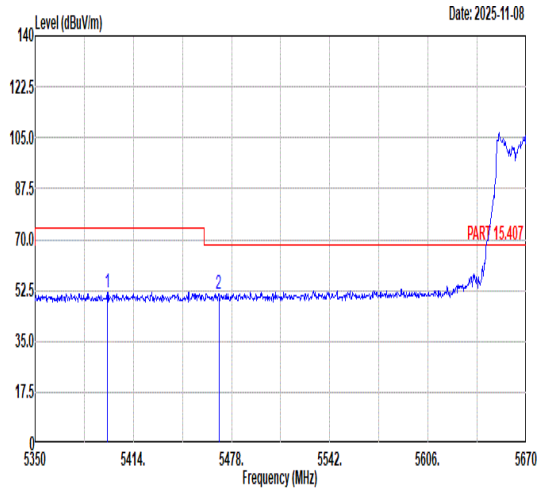 Freq Level Limit Line Margin (dB) Read Level Ant Factor Cable Loss Preamp Factor APos TPos Remark MHz dBuV/m dBuV/m dBuV dB/m dB dB cm deg 1 5397.04 51.68 74.00 -22.32 37.89 35.96 10.51 32.68 193 68 PEAK 2 5469.68 51.43 68.30 -16.87 37.58 35.99 10.55 32.69 193 68 PEAK	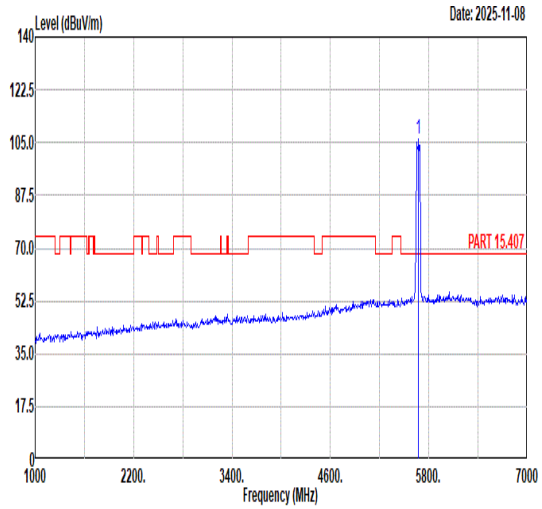 Freq Level Limit Line Margin (dB) Read Level Ant Factor Cable Loss Preamp Factor APos TPos Remark MHz dBuV/m dBuV/m dBuV dB/m dB dB cm deg 1 5670.00 106.03 ------ ------ 91.66 36.28 10.86 32.77 193 68 PEAK
Avg	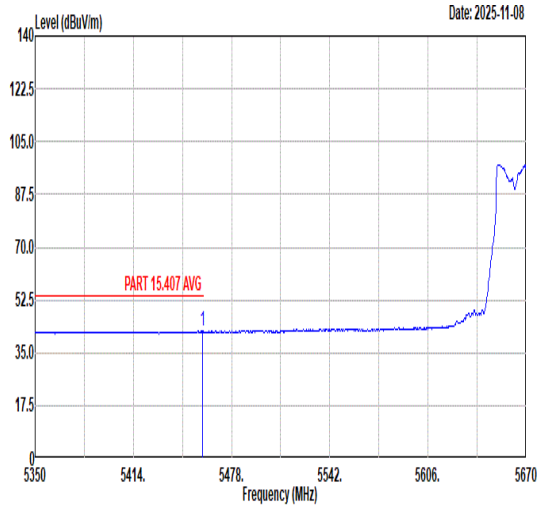 Freq Level Limit Line Margin (dB) Read Level Ant Factor Cable Loss Preamp Factor APos TPos Remark MHz dBuV/m dBuV/m dBuV dB/m dB dB cm deg 1 5459.12 42.29 54.00 -11.71 28.46 35.98 10.54 32.69 193 68 AVERAGE	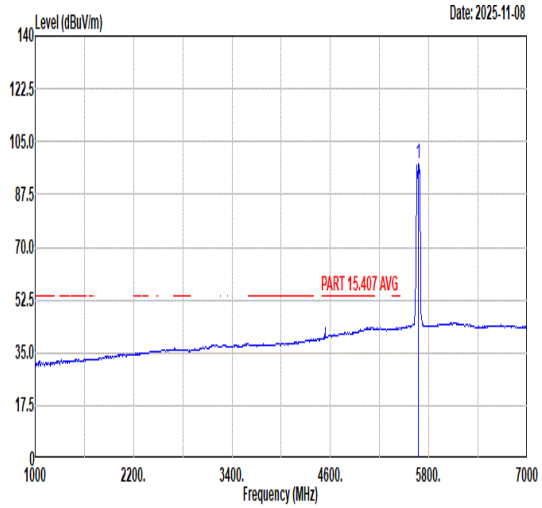 Freq Level Limit Line Margin (dB) Read Level Ant Factor Cable Loss Preamp Factor APos TPos Remark MHz dBuV/m dBuV/m dBuV dB/m dB dB cm deg 1 5670.00 97.88 ------ ------ 83.51 36.28 10.86 32.77 193 68 AVERAGE

Mode	172	
	Band Edge - R	
	U-NII-2C_5.47-5.725_802.11ax HE40_CH134_Full RU_5670MHz	
ANT	9	
Pol.	Horizontal	Fundamental
Peak	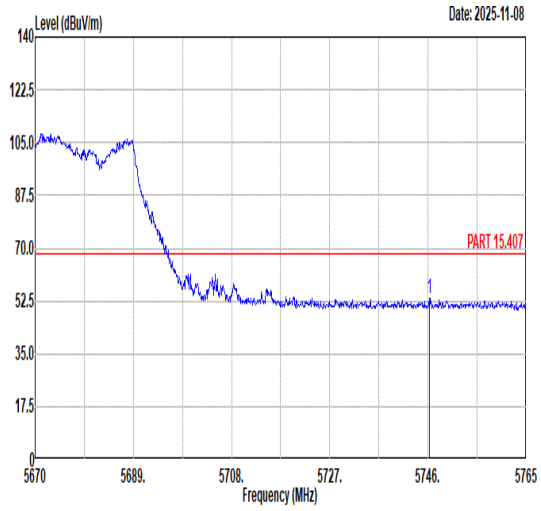 Freq Level Limit Line Margin (dB) Read Level Ant Factor Cable Loss Preamp Factor APos TPos Remark MHz dBuV/m dBuV/m dBuV dB/m dB dB cm deg 1 5746.29 53.14 68.30 -15.16 38.69 36.39 10.86 32.80 193 68 PEAK	Blank

Mode	172	
	Band Edge - L	
	U-NII-2C_5.47-5.725_802.11ax HE40_CH134_Full RU_5670MHz	
ANT	9	
Pol.	Vertical	Fundamental
Peak	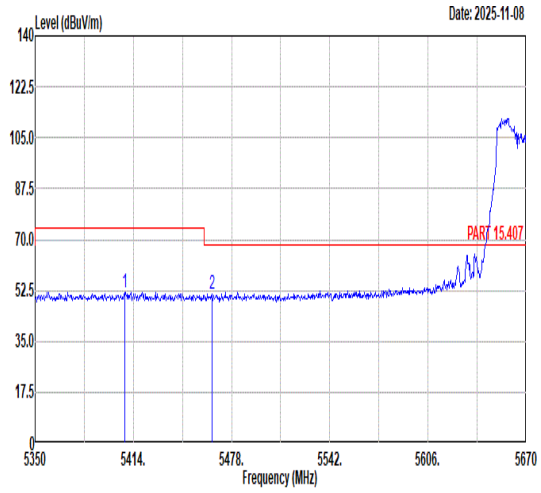 Freq Level Limit Line Margin (dB) Read Level Ant Factor Cable Loss Preamp Factor APos TPos Remark MHz dBuV/m dBuV/m dBuV dB/m dB dB cm deg 1 5408.56 51.83 74.00 -22.17 38.05 35.96 10.50 32.68 229 76 PEAK 2 5465.52 51.04 68.30 -17.26 37.19 35.99 10.55 32.69 229 76 PEAK	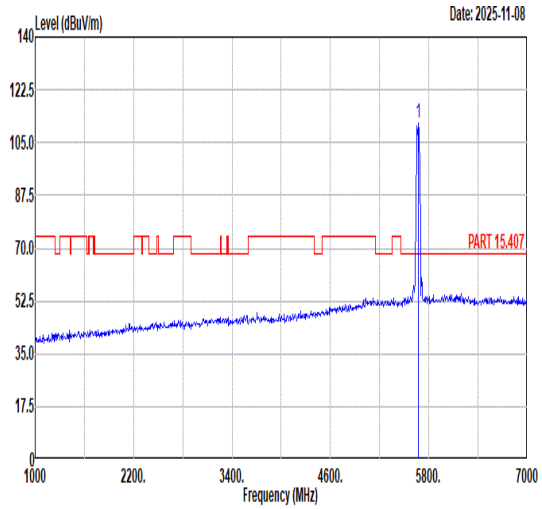 Freq Level Limit Line Margin (dB) Read Level Ant Factor Cable Loss Preamp Factor APos TPos Remark MHz dBuV/m dBuV/m dBuV dB/m dB dB cm deg 1 5670.00 111.26 ------ ------ 96.89 36.28 10.86 32.77 229 76 PEAK
Avg	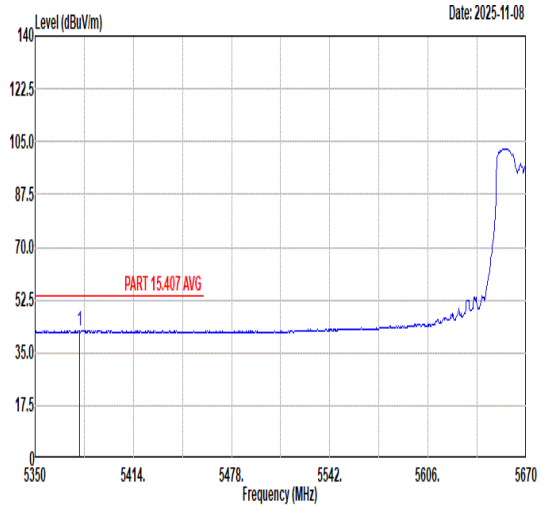 Freq Level Limit Line Margin (dB) Read Level Ant Factor Cable Loss Preamp Factor APos TPos Remark MHz dBuV/m dBuV/m dBuV dB/m dB dB cm deg 1 5378.80 42.33 54.00 -11.67 28.54 35.95 10.52 32.68 229 76 AVERAGE	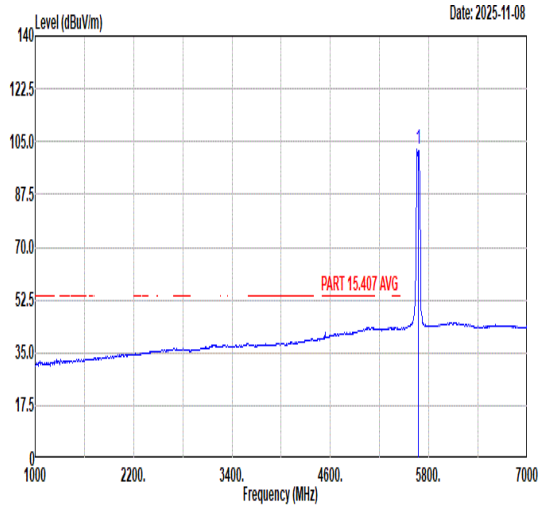 Freq Level Limit Line Margin (dB) Read Level Ant Factor Cable Loss Preamp Factor APos TPos Remark MHz dBuV/m dBuV/m dBuV dB/m dB dB cm deg 1 5670.00 102.71 ------ ------ 88.40 36.25 10.82 32.76 229 76 AVERAGE

Mode	172	
	Band Edge - R	
	U-NII-2C_5.47-5.725_802.11ax HE40_CH134_Full RU_5670MHz	
ANT	9	
Pol.	Vertical	Fundamental
Peak	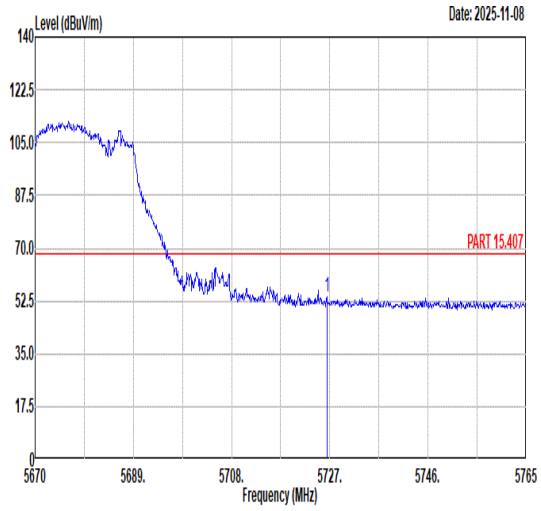 Freq Level Limit Line Margin (dB) Read Level Ant Factor Cable Loss Preamp Factor APos TPos Remark MHz dBuV/m dBuV/m dBuV dB/m dB dB cm deg 1 5726.43 53.67 68.30 -14.63 39.23 36.36 10.87 32.79 229 76 PEAK	Blank

Mode	173	
	Band Edge - L	
	U-NII-1_5.15-5.25_802.11ax HE80_CH42_Full RU_5210MHz	
ANT	9	
Pol.	Horizontal	Fundamental
Peak	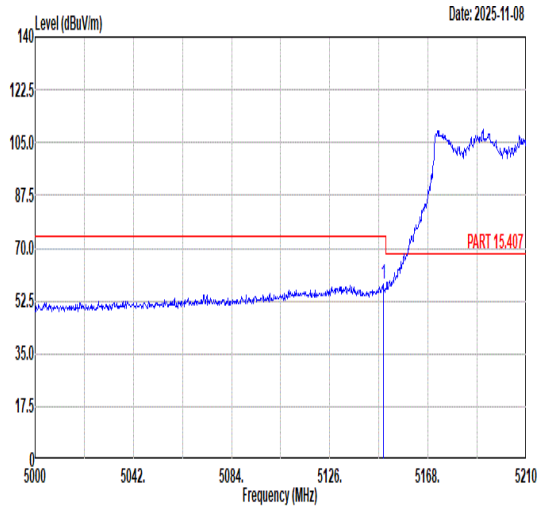 Freq Level Limit Line Margin (dB) Read Level Ant Factor Cable Loss Preamp Factor APos TPos Remark MHz dBuV/m dBuV/m dBuV dB/m dB dB cm deg 1 5148.89 57.98 74.00 -16.02 44.24 35.86 10.51 32.63 208 65 PEAK	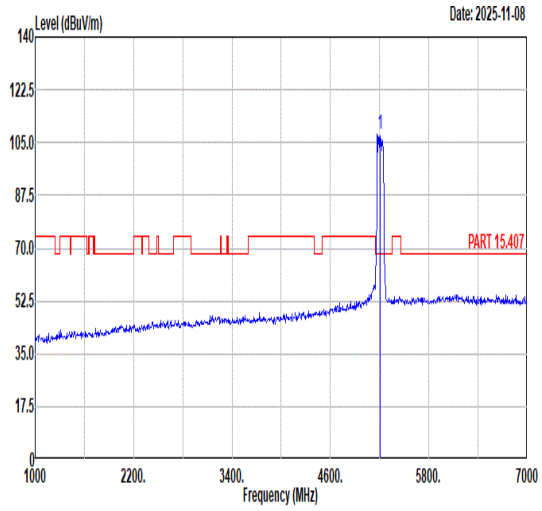 Freq Level Limit Line Margin (dB) Read Level Ant Factor Cable Loss Preamp Factor APos TPos Remark MHz dBuV/m dBuV/m dBuV dB/m dB dB cm deg 1 5210.00 107.68 ------ ------ 93.97 35.87 10.47 32.63 208 65 PEAK
Avg	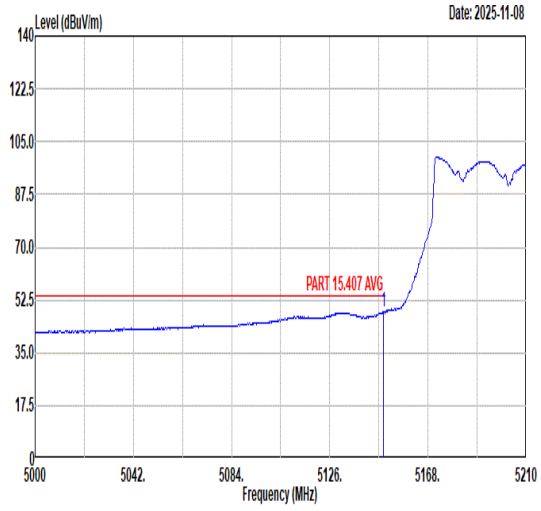 Freq Level Limit Line Margin (dB) Read Level Ant Factor Cable Loss Preamp Factor APos TPos Remark MHz dBuV/m dBuV/m dBuV dB/m dB dB cm deg 1 5148.89 48.73 54.00 -5.27 34.99 35.86 10.51 32.63 208 65 AVERAGE	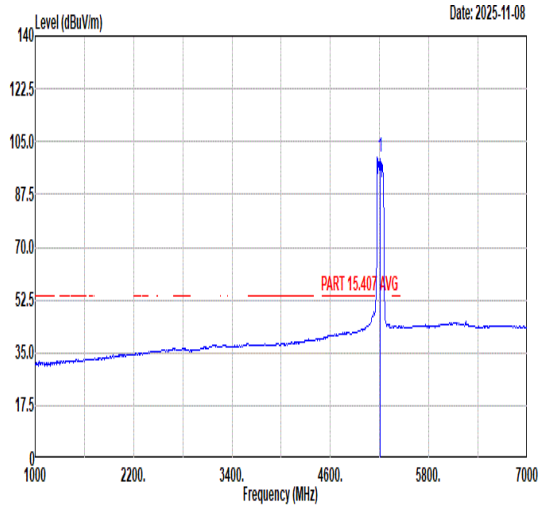 Freq Level Limit Line Margin (dB) Read Level Ant Factor Cable Loss Preamp Factor APos TPos Remark MHz dBuV/m dBuV/m dBuV dB/m dB dB cm deg 1 5210.00 99.72 ------ ------ 86.01 35.87 10.47 32.63 208 65 AVERAGE

Mode	173	
	Band Edge - R	
	U-NII-1_5.15-5.25_802.11ax HE80_CH42_Full RU_5210MHz	
ANT	9	
Pol.	Horizontal	Fundamental
Peak	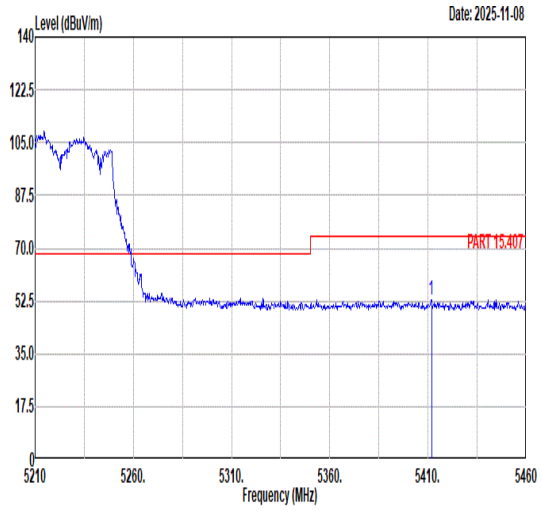 Freq Level Limit Line Margin (dB) Read Level Ant Factor Cable Loss Preamp Factor APos TPos Remark MHz dBuV/m dBuV/m dBuV dB/m dB dB cm deg 1 5411.75 53.02 74.00 -20.98 39.23 35.96 10.51 32.68 208 65 PEAK	Blank
Avg	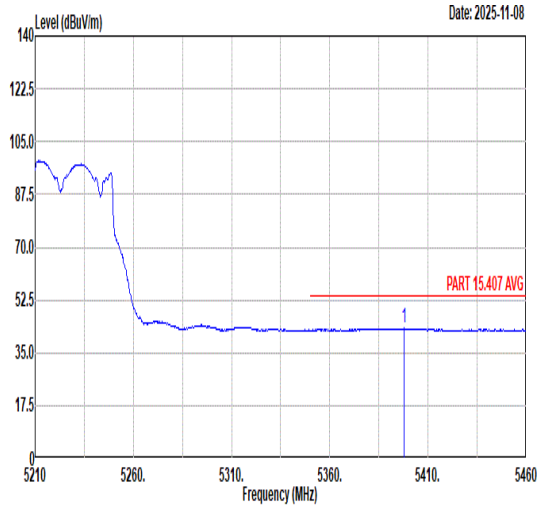 Freq Level Limit Line Margin (dB) Read Level Ant Factor Cable Loss Preamp Factor APos TPos Remark MHz dBuV/m dBuV/m dBuV dB/m dB dB cm deg 1 5397.75 43.17 54.00 -10.83 29.38 35.96 10.51 32.68 208 65 AVERAGE	Blank

Mode	173	
	Band Edge - L	
	U-NII-1_5.15-5.25_802.11ax HE80_CH42_Full RU_5210MHz	
ANT	9	
Pol.	Vertical	Fundamental
Peak	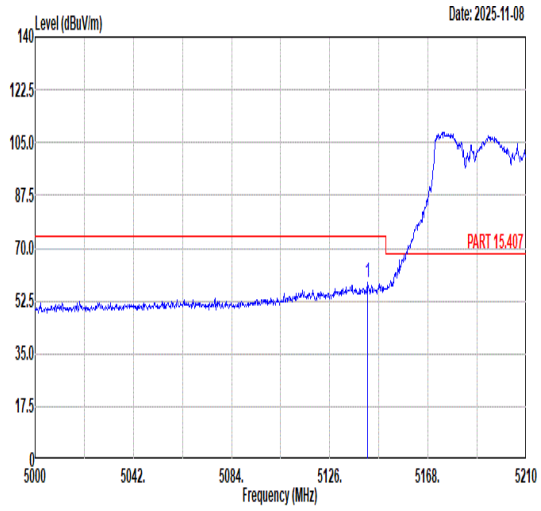 Freq Level Limit Line Margin (dB) Read Level Ant Factor Cable Loss Preamp Factor APos TPos Remark MHz dBuV/m dBuV/m dBuV dB/m dB dB cm deg 1 5142.17 58.52 74.00 -15.48 44.76 35.86 10.53 32.63 253 71 PEAK	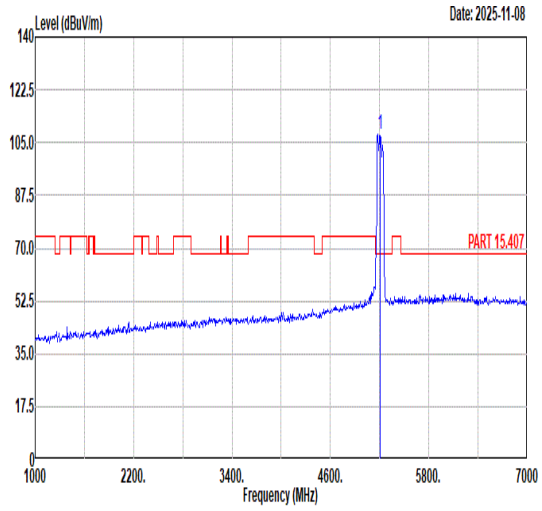 Freq Level Limit Line Margin (dB) Read Level Ant Factor Cable Loss Preamp Factor APos TPos Remark MHz dBuV/m dBuV/m dBuV dB/m dB dB cm deg 1 5210.00 107.87 ------ ------ 94.20 35.87 10.44 32.64 253 71 PEAK
Avg	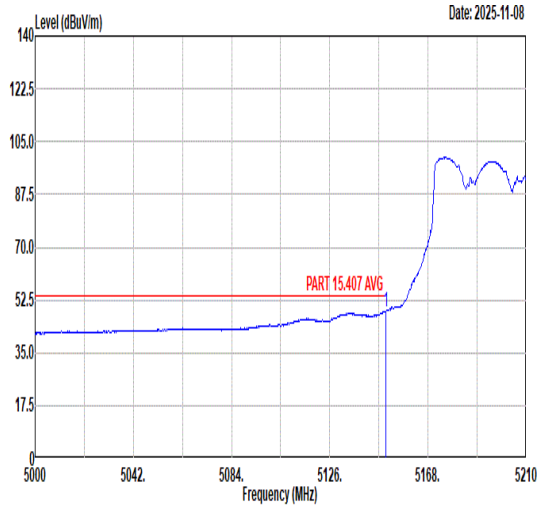 Freq Level Limit Line Margin (dB) Read Level Ant Factor Cable Loss Preamp Factor APos TPos Remark MHz dBuV/m dBuV/m dBuV dB/m dB dB cm deg 1 5149.94 48.79 54.00 -5.21 35.05 35.86 10.51 32.63 253 71 AVERAGE	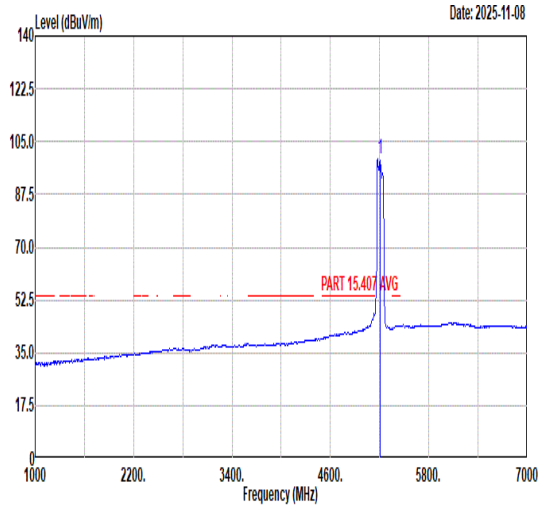 Freq Level Limit Line Margin (dB) Read Level Ant Factor Cable Loss Preamp Factor APos TPos Remark MHz dBuV/m dBuV/m dBuV dB/m dB dB cm deg 1 5210.00 99.49 ------ ------ 85.80 35.87 10.46 32.64 253 71 AVERAGE

Mode	173	
	Band Edge - R	
	U-NII-1_5.15-5.25_802.11ax HE80_CH42_Full RU_5210MHz	
ANT	9	
Pol.	Vertical	Fundamental
Peak	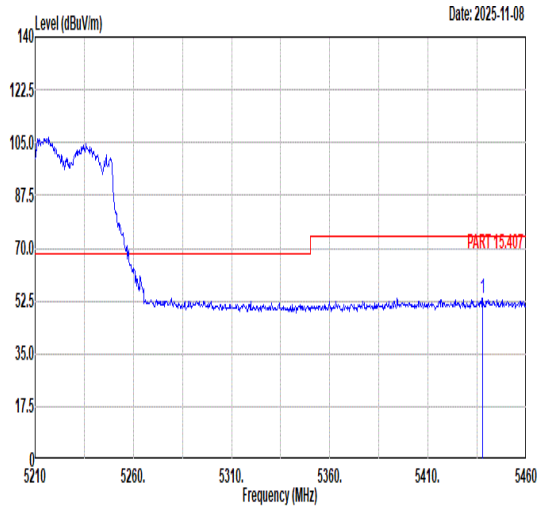 Freq Level Limit Line Margin (dB) Read Level Ant Factor Cable Loss Preamp Factor APos TPos Remark MHz dBuV/m dBuV/m dBuV dB/m dB dB cm deg 1 5437.75 53.34 74.00 -20.66 39.52 35.98 10.53 32.69 253 71 PEAK	Blank
Avg	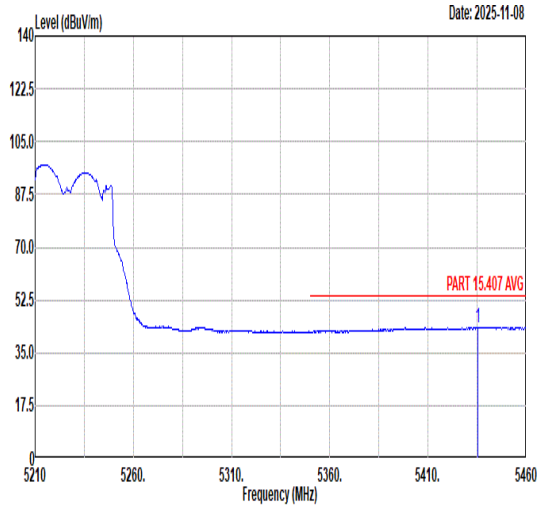 Freq Level Limit Line Margin (dB) Read Level Ant Factor Cable Loss Preamp Factor APos TPos Remark MHz dBuV/m dBuV/m dBuV dB/m dB dB cm deg 1 5435.50 43.53 54.00 -10.47 29.72 35.97 10.53 32.69 253 71 AVERAGE	Blank

Mode	174	
	Band Edge - L	
	U-NII-2A_5.25-5.35_802.11ax HE80_CH58_Full RU_5290MHz	
ANT	9	
Pol.	Horizontal	Fundamental
Peak	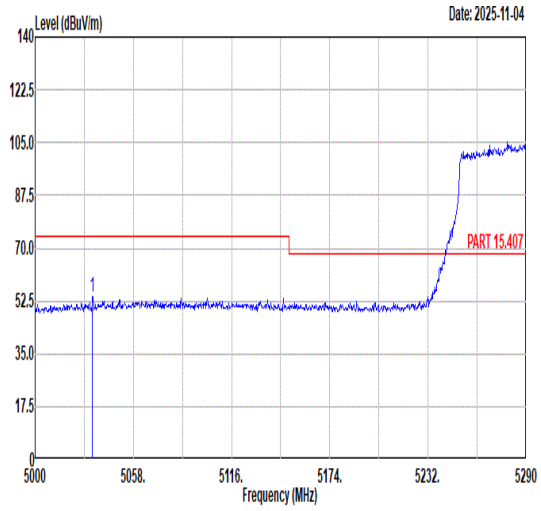 Freq Level Limit Line Margin (dB) Read Level Ant Factor Cable Loss Preamp Factor APos TPos Remark MHz dBuV/m dBuV/m dBuV dB/m dB dB cm deg 1 5033.93 53.93 74.00 -20.07 40.28 35.81 10.45 32.61 197 61 PEAK	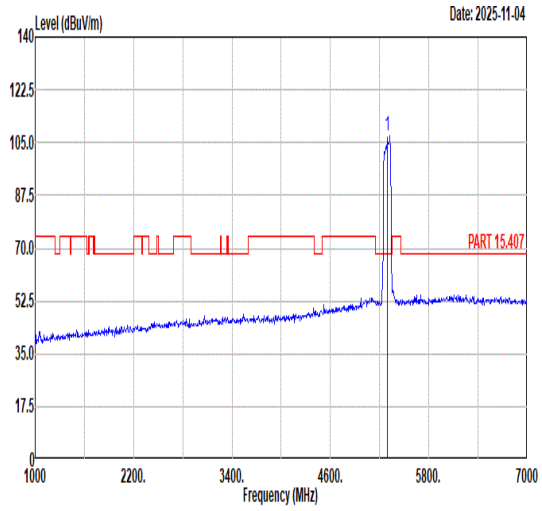 Freq Level Limit Line Margin (dB) Read Level Ant Factor Cable Loss Preamp Factor APos TPos Remark MHz dBuV/m dBuV/m dBuV dB/m dB dB cm deg 1 5290.00 107.01 ------ ------ 93.17 35.93 10.58 32.67 197 61 PEAK
Avg	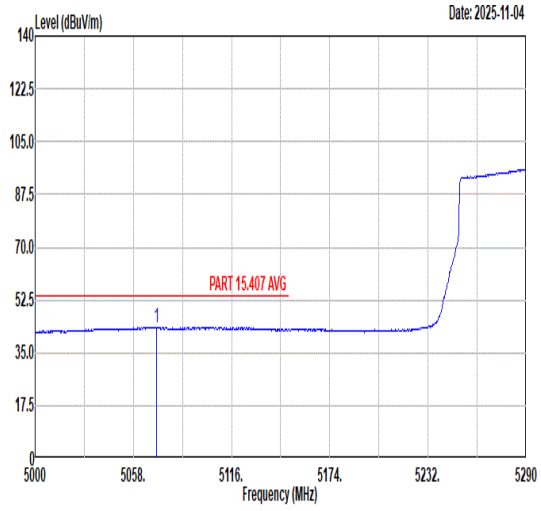 Freq Level Limit Line Margin (dB) Read Level Ant Factor Cable Loss Preamp Factor APos TPos Remark MHz dBuV/m dBuV/m dBuV dB/m dB dB cm deg 1 5071.63 43.48 54.00 -10.52 29.71 35.83 10.55 32.61 197 61 AVERAGE	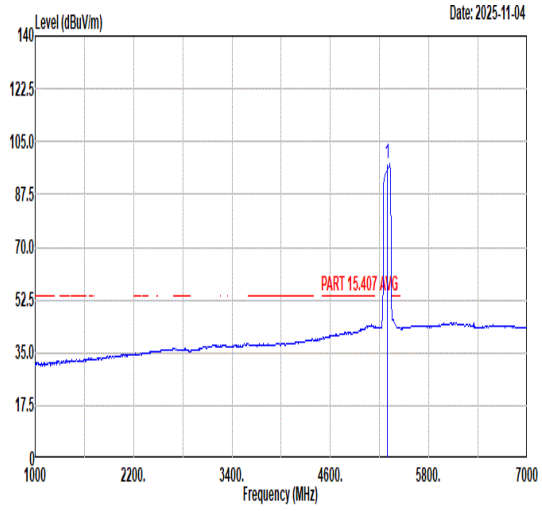 Freq Level Limit Line Margin (dB) Read Level Ant Factor Cable Loss Preamp Factor APos TPos Remark MHz dBuV/m dBuV/m dBuV dB/m dB dB cm deg 1 5290.00 97.76 ------ ------ 83.92 35.93 10.58 32.67 197 61 AVERAGE

Mode	174	
	Band Edge - R	
	U-NII-2A_5.25-5.35_802.11ax HE80_CH58_Full RU_5290MHz	
ANT	9	
Pol.	Horizontal	Fundamental
Peak	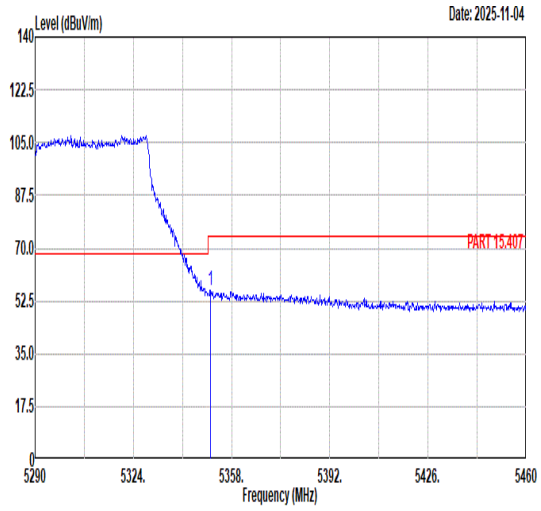 Freq Level Limit Line Margin (dB) Read Level Ant Factor Cable Loss Preamp Factor APos TPos Remark MHz dBuV/m dBuV/m dBuV dB/m dB dB cm deg 1 5350.69 56.03 74.00 -17.97 42.21 35.94 10.55 32.67 197 61 PEAK	Blank
Avg	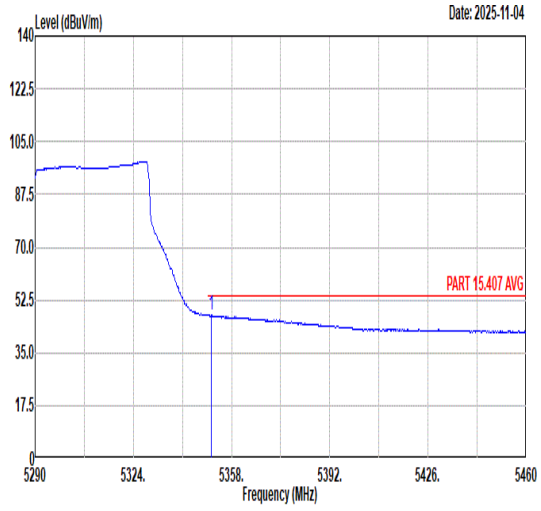 Freq Level Limit Line Margin (dB) Read Level Ant Factor Cable Loss Preamp Factor APos TPos Remark MHz dBuV/m dBuV/m dBuV dB/m dB dB cm deg 1 5350.86 47.51 54.00 -6.49 33.69 35.94 10.55 32.67 197 61 AVERAGE	Blank

Mode	174	
	Band Edge - L	
	U-NII-2A_5.25-5.35_802.11ax HE80_CH58_Full RU_5290MHz	
ANT	9	
Pol.	Vertical	Fundamental
Peak	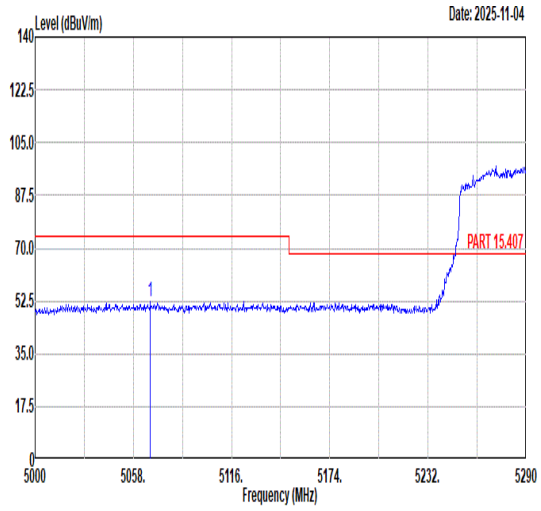 Freq Level Limit Line Margin (dB) Read Level Ant Factor Cable Loss Preamp Factor APos TPos Remark MHz dBuV/m dBuV/m dBuV dB/m dB dB cm deg 1 5068.15 52.21 74.00 -21.79 38.45 35.83 10.54 32.61 203 83 PEAK	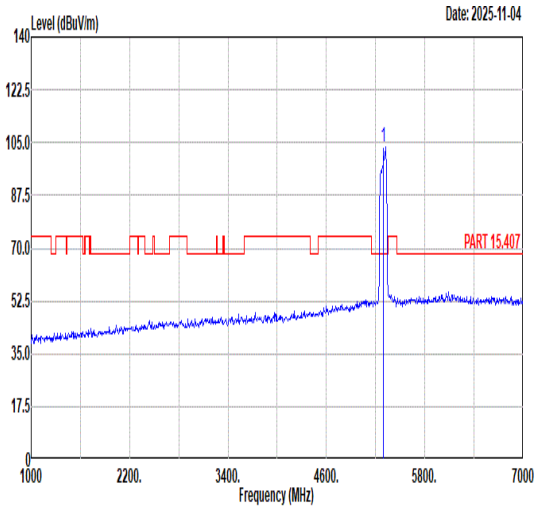 Freq Level Limit Line Margin (dB) Read Level Ant Factor Cable Loss Preamp Factor APos TPos Remark MHz dBuV/m dBuV/m dBuV dB/m dB dB cm deg 1 5290.00 103.62 ------ ------ 89.77 35.93 10.58 32.66 203 83 PEAK
Avg	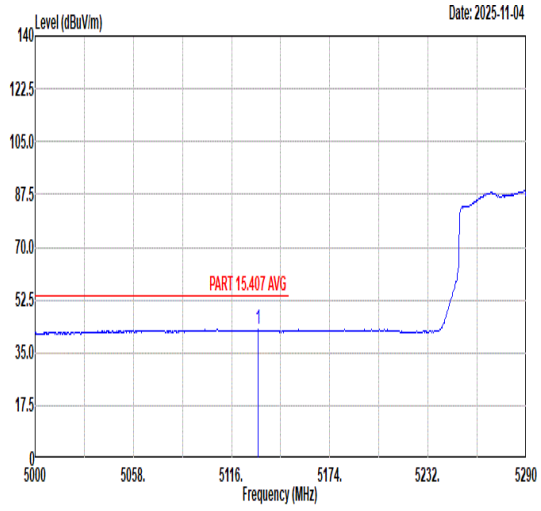 Freq Level Limit Line Margin (dB) Read Level Ant Factor Cable Loss Preamp Factor APos TPos Remark MHz dBuV/m dBuV/m dBuV dB/m dB dB cm deg 1 5131.66 42.88 54.00 -11.12 29.11 35.85 10.55 32.63 203 83 AVERAGE	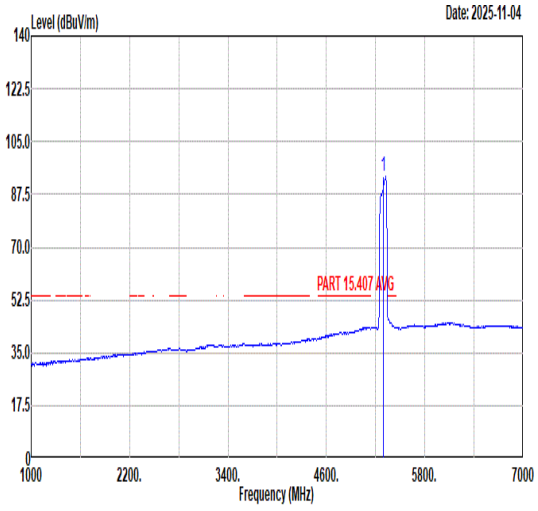 Freq Level Limit Line Margin (dB) Read Level Ant Factor Cable Loss Preamp Factor APos TPos Remark MHz dBuV/m dBuV/m dBuV dB/m dB dB cm deg 1 5290.00 93.31 ------ ------ 79.47 35.93 10.58 32.67 203 83 AVERAGE

Mode	174	
	Band Edge - R	
	U-NII-2A_5.25-5.35_802.11ax HE80_CH58_Full RU_5290MHz	
ANT	9	
Pol.	Vertical	Fundamental
Peak	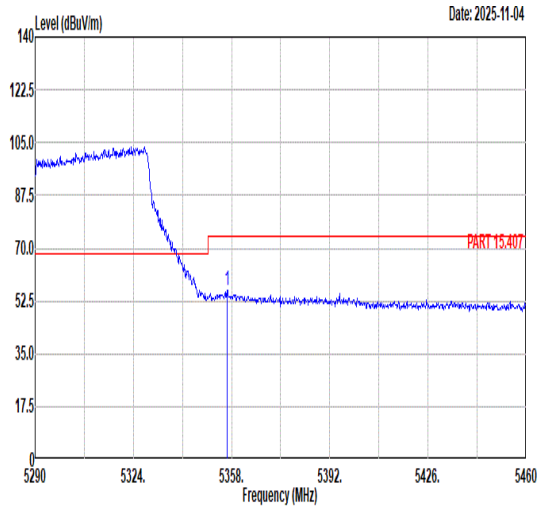 Freq Level Limit Line Margin (dB) Read Level Ant Factor Cable Loss Preamp Factor APos TPos Remark MHz dBuV/m dBuV/m dBuV dB/m dB dB cm deg 1 5356.47 55.83 74.00 -18.17 42.01 35.94 10.55 32.67 203 83 PEAK	Blank
Avg	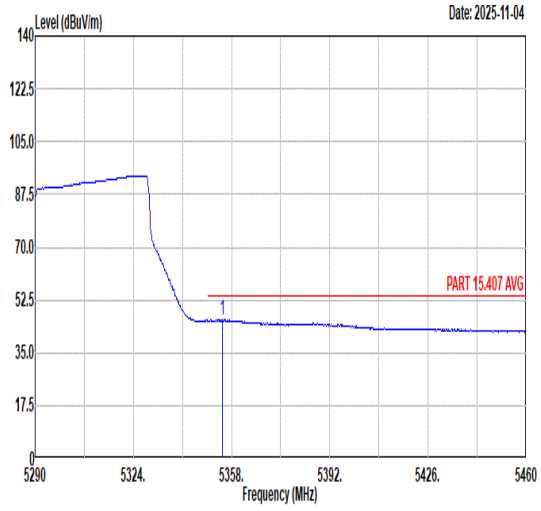 Freq Level Limit Line Margin (dB) Read Level Ant Factor Cable Loss Preamp Factor APos TPos Remark MHz dBuV/m dBuV/m dBuV dB/m dB dB cm deg 1 5354.94 46.01 54.00 -7.99 32.19 35.94 10.55 32.67 203 83 AVERAGE	Blank

Mode	175	
	Band Edge - L	
	U-NII-2C_5.47-5.725_802.11ax HE80_CH106_Full RU_5530MHz	
ANT	9	
Pol.	Horizontal	Fundamental
Peak	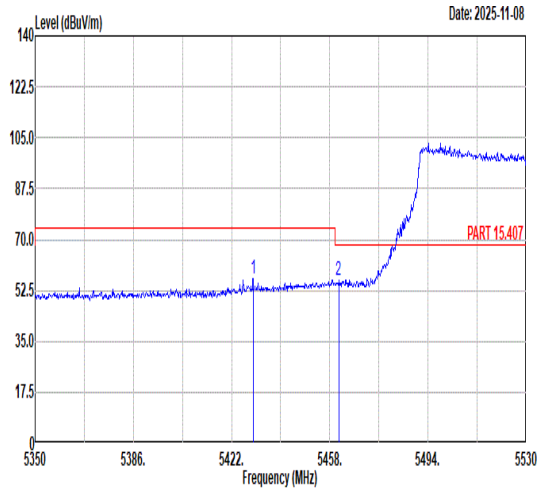 Freq Level Limit Line Margin (dB) Read Level Ant Factor Cable Loss Preamp Factor APos TPos Remark MHz dBuV/m dBuV/m dBuV dB/m dB dB cm deg 1 5429.92 56.44 74.00 -17.56 42.64 35.97 10.52 32.69 211 58 PEAK 2 5461.24 56.07 68.30 -12.23 42.23 35.98 10.55 32.69 211 58 PEAK	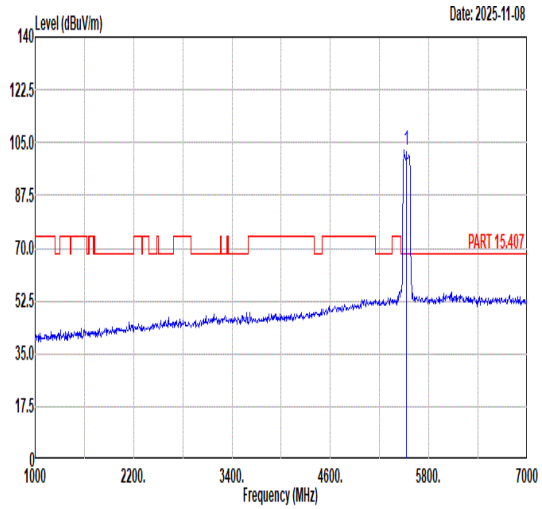 Freq Level Limit Line Margin (dB) Read Level Ant Factor Cable Loss Preamp Factor APos TPos Remark MHz dBuV/m dBuV/m dBuV dB/m dB dB cm deg 1 5530.00 102.65 ------ ------ 88.78 36.00 10.57 32.70 211 58 PEAK
Avg	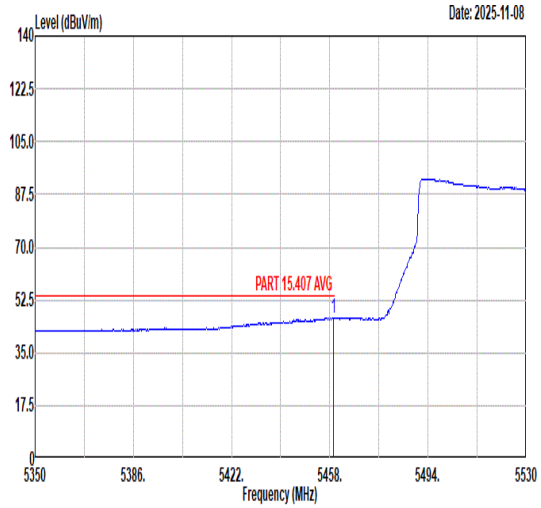 Freq Level Limit Line Margin (dB) Read Level Ant Factor Cable Loss Preamp Factor APos TPos Remark MHz dBuV/m dBuV/m dBuV dB/m dB dB cm deg 1 5459.26 46.57 54.00 -7.43 32.74 35.98 10.54 32.69 211 58 AVERAGE	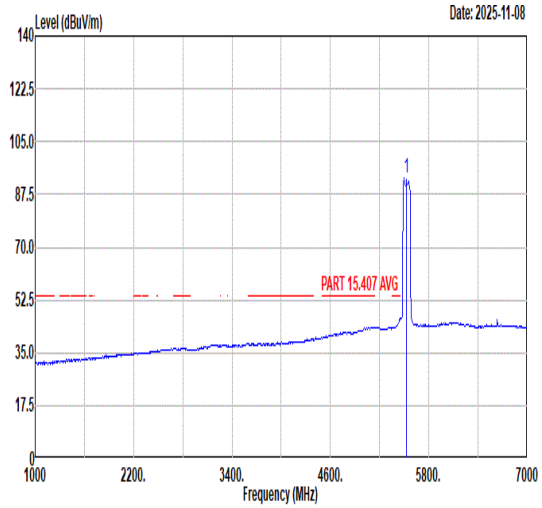 Freq Level Limit Line Margin (dB) Read Level Ant Factor Cable Loss Preamp Factor APos TPos Remark MHz dBuV/m dBuV/m dBuV dB/m dB dB cm deg 1 5530.00 93.23 ------ ------ 79.36 36.00 10.57 32.70 211 58 AVERAGE

Mode	175	
	Band Edge - R	
	U-NII-2C_5.47-5.725_802.11ax HE80_CH106_Full RU_5530MHz	
ANT	9	
Pol.	Horizontal	Fundamental
Peak	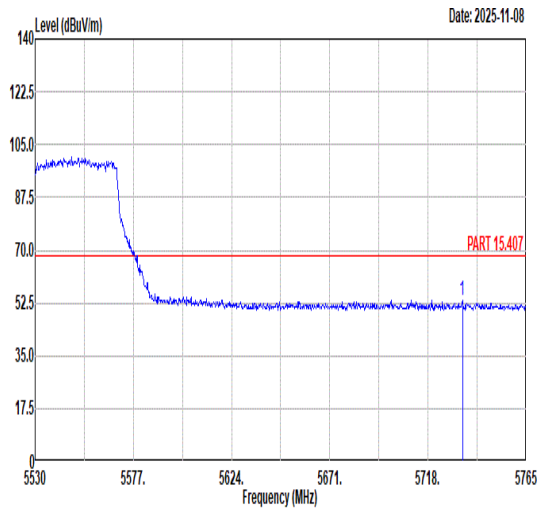 Freq Level Limit Line Margin (dB) Read Level Ant Factor Cable Loss Preamp Factor APos TPos Remark MHz dBuV/m dBuV/m dBuV dB/m dB dB cm deg 1 5734.45 53.20 68.30 -15.10 38.74 36.38 10.87 32.79 211 58 PEAK	Blank

Mode	175	
	Band Edge - L	
	U-NII-2C_5.47-5.725_802.11ax HE80_CH106_Full RU_5530MHz	
ANT	9	
Pol.	Vertical	Fundamental
Peak	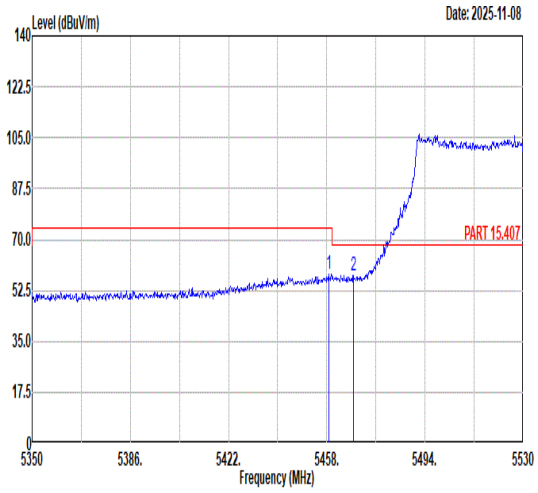 Freq Level Limit Line Margin (dB) Read Level Ant Factor Cable Loss Preamp Factor APos TPos Remark MHz dBuV/m dBuV/m dBuV dB/m dB dB cm deg 1 5458.72 58.35 74.00 -15.65 44.52 35.98 10.54 32.69 193 75 PEAK 2 5467.72 57.72 68.30 -10.58 43.87 35.99 10.55 32.69 193 75 PEAK	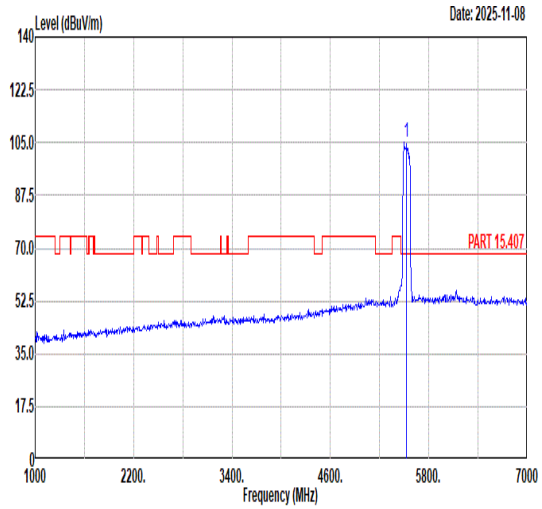 Freq Level Limit Line Margin (dB) Read Level Ant Factor Cable Loss Preamp Factor APos TPos Remark MHz dBuV/m dBuV/m dBuV dB/m dB dB cm deg 1 5530.00 105.07 ------ ------ 91.20 36.00 10.57 32.70 193 75 PEAK
Avg	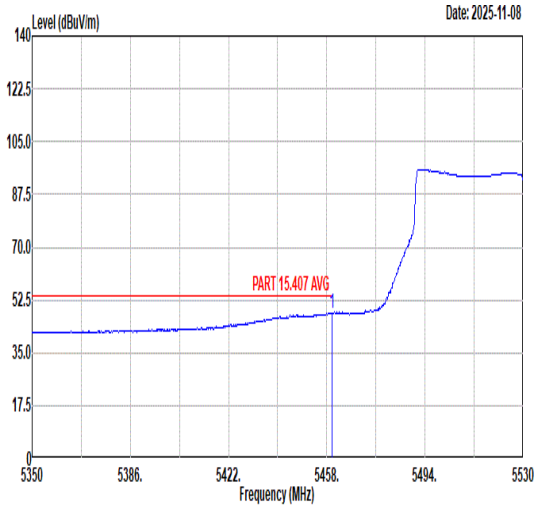 Freq Level Limit Line Margin (dB) Read Level Ant Factor Cable Loss Preamp Factor APos TPos Remark MHz dBuV/m dBuV/m dBuV dB/m dB dB cm deg 1 5459.98 48.13 54.00 -5.87 34.30 35.98 10.54 32.69 193 75 AVERAGE	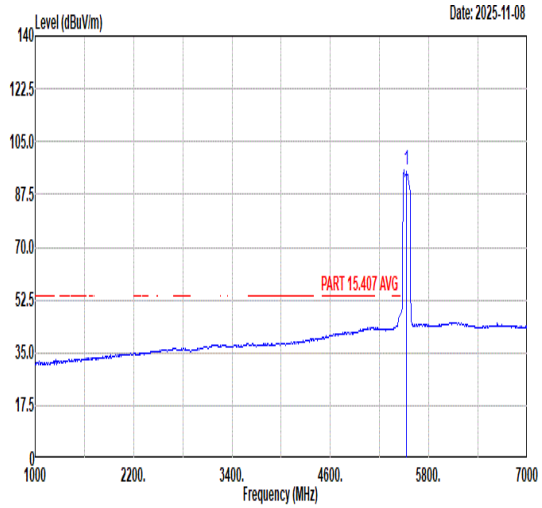 Freq Level Limit Line Margin (dB) Read Level Ant Factor Cable Loss Preamp Factor APos TPos Remark MHz dBuV/m dBuV/m dBuV dB/m dB dB cm deg 1 5530.00 95.63 ------ ------ 81.76 36.00 10.57 32.70 193 75 AVERAGE

Mode	175	
	Band Edge - R	
	U-NII-2C_5.47-5.725_802.11ax HE80_CH106_Full RU_5530MHz	
ANT	9	
Pol.	Vertical	Fundamental
Peak	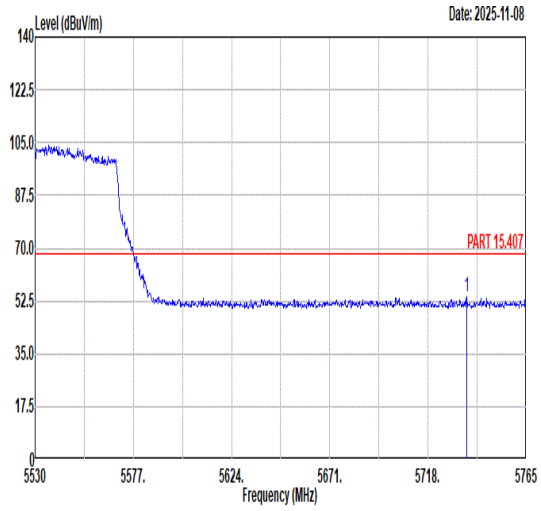 Freq Level Limit Line Margin (dB) Read Level Ant Factor Cable Loss Preamp Factor APos TPos Remark MHz dBuV/m dBuV/m dBuV dB/m dB dB cm deg 1 5736.57 53.77 68.30 -14.53 39.31 36.38 10.87 32.79 193 75 PEAK	Blank

Mode	176	
	Band Edge - L	
	U-NII-2C_5.47-5.725_802.11ax HE80_CH122_Full RU_5610MHz	
ANT	9	
Pol.	Horizontal	Fundamental
Peak	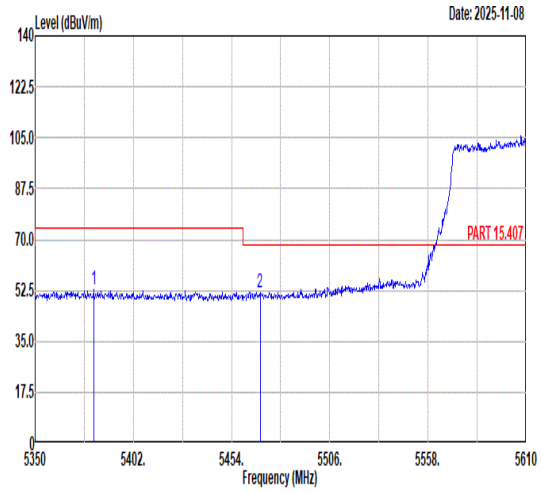 Freq Level Limit Line Margin (dB) Read Level Ant Factor Cable Loss Preamp Factor APos TPos Remark MHz dBuV/m dBuV/m dBuV dB/m dB dB cm deg 1 5380.94 52.57 74.00 -21.43 38.78 35.95 10.52 32.68 188 62 PEAK 2 5469.08 51.87 68.30 -16.43 38.02 35.99 10.55 32.69 188 62 PEAK	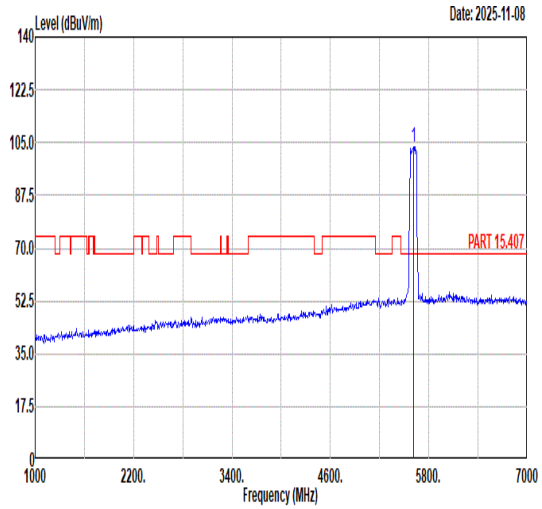 Freq Level Limit Line Margin (dB) Read Level Ant Factor Cable Loss Preamp Factor APos TPos Remark MHz dBuV/m dBuV/m dBuV dB/m dB dB cm deg 1 5610.00 103.60 ------ ------ 89.44 36.18 10.73 32.75 188 62 PEAK
Avg	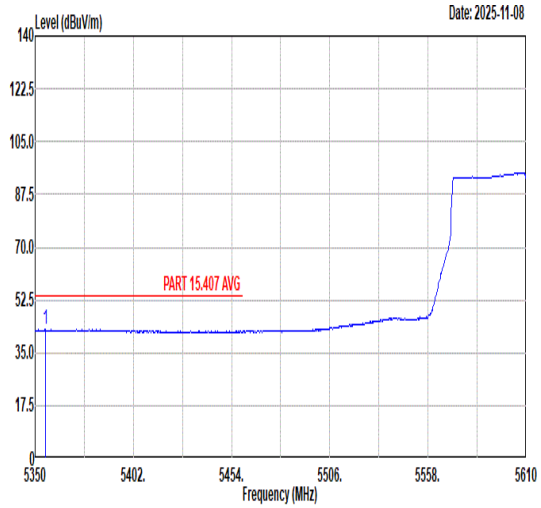 Freq Level Limit Line Margin (dB) Read Level Ant Factor Cable Loss Preamp Factor APos TPos Remark MHz dBuV/m dBuV/m dBuV dB/m dB dB cm deg 1 5355.46 42.74 54.00 -11.26 28.92 35.94 10.55 32.67 188 62 AVERAGE	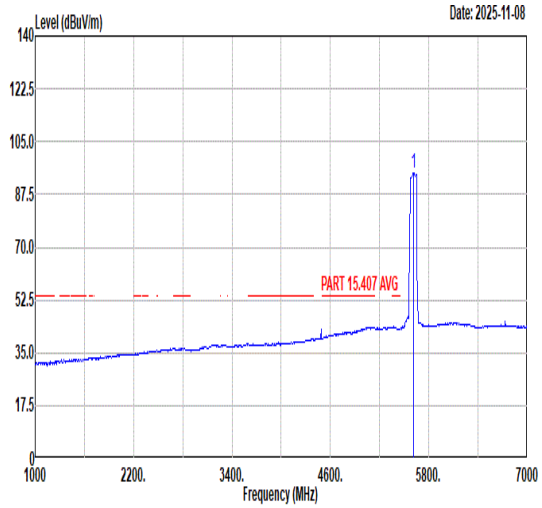 Freq Level Limit Line Margin (dB) Read Level Ant Factor Cable Loss Preamp Factor APos TPos Remark MHz dBuV/m dBuV/m dBuV dB/m dB dB cm deg 1 5610.00 94.65 ------ ------ 80.47 36.19 10.74 32.75 188 62 AVERAGE

Mode	176	
	Band Edge - R	
	U-NII-2C_5.47-5.725_802.11ax HE80_CH122_Full RU_5610MHz	
ANT	9	
Pol.	Horizontal	Fundamental
Peak	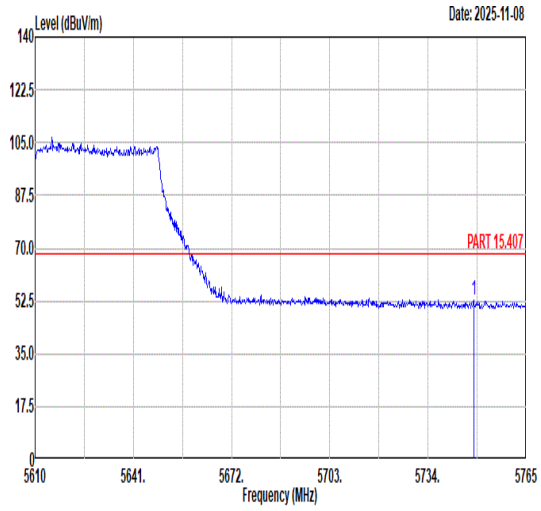 Freq Level Limit Line Margin (dB) Read Level Ant Factor Cable Loss Preamp Factor APos TPos Remark MHz dBuV/m dBuV/m dBuV dB/m dB dB cm deg 1 5748.42 52.80 68.30 -15.50 38.34 36.40 10.86 32.80 188 62 PEAK	Blank

Mode	176	
	Band Edge - L	
	U-NII-2C_5.47-5.725_802.11ax HE80_CH122_Full RU_5610MHz	
ANT	9	
Pol.	Vertical	Fundamental
Peak	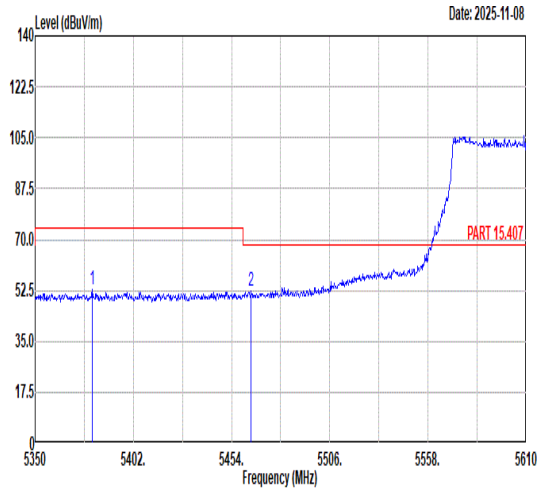 Freq Level Limit Line Margin (dB) Read Level Ant Factor Cable Loss Preamp Factor APos TPos Remark MHz dBuV/m dBuV/m dBuV dB/m dB dB cm deg 1 5380.42 53.06 74.00 -20.94 39.27 35.95 10.52 32.68 173 71 PEAK 2 5464.40 52.17 68.30 -16.13 38.32 35.99 10.55 32.69 173 71 PEAK	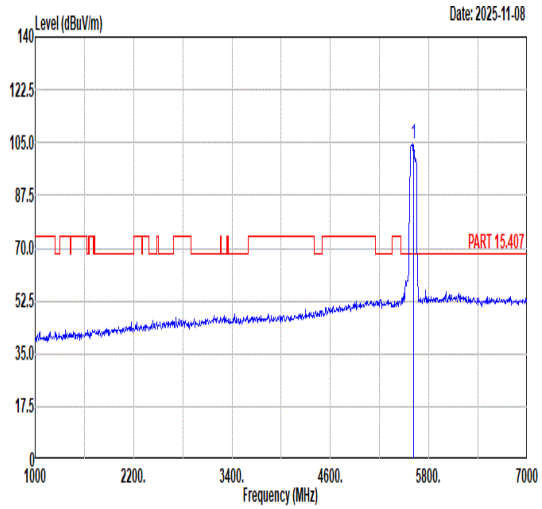 Freq Level Limit Line Margin (dB) Read Level Ant Factor Cable Loss Preamp Factor APos TPos Remark MHz dBuV/m dBuV/m dBuV dB/m dB dB cm deg 1 5610.00 104.61 ------ ------ 90.49 36.16 10.70 32.74 173 71 PEAK
Avg	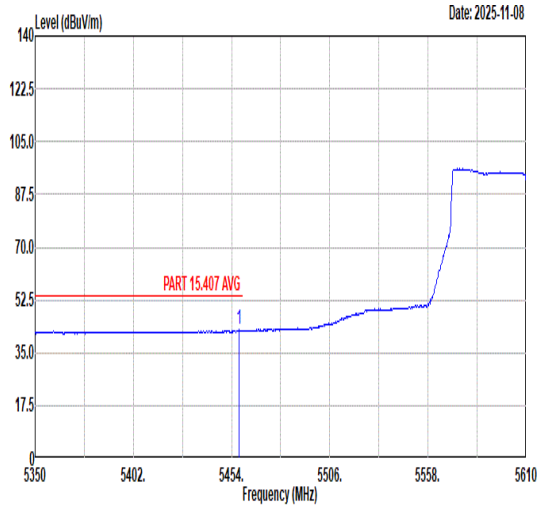 Freq Level Limit Line Margin (dB) Read Level Ant Factor Cable Loss Preamp Factor APos TPos Remark MHz dBuV/m dBuV/m dBuV dB/m dB dB cm deg 1 5457.90 42.57 54.00 -11.43 28.74 35.98 10.54 32.69 173 71 AVERAGE	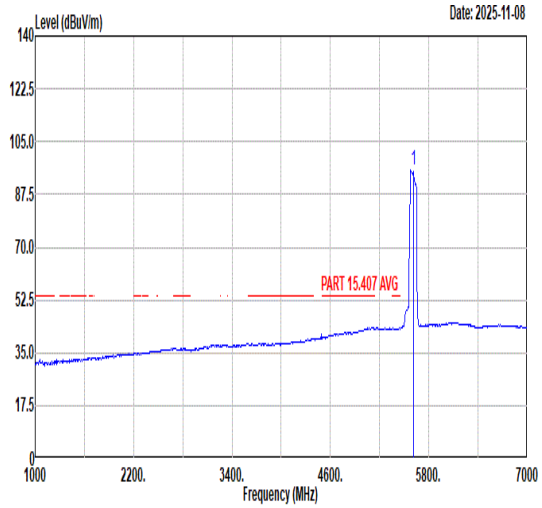 Freq Level Limit Line Margin (dB) Read Level Ant Factor Cable Loss Preamp Factor APos TPos Remark MHz dBuV/m dBuV/m dBuV dB/m dB dB cm deg 1 5610.00 95.71 ------ ------ 81.65 36.12 10.67 32.73 173 71 AVERAGE

Mode	176	
	Band Edge - R	
	U-NII-2C_5.47-5.725_802.11ax HE80_CH122_Full RU_5610MHz	
ANT	9	
Pol.	Vertical	Fundamental
Peak	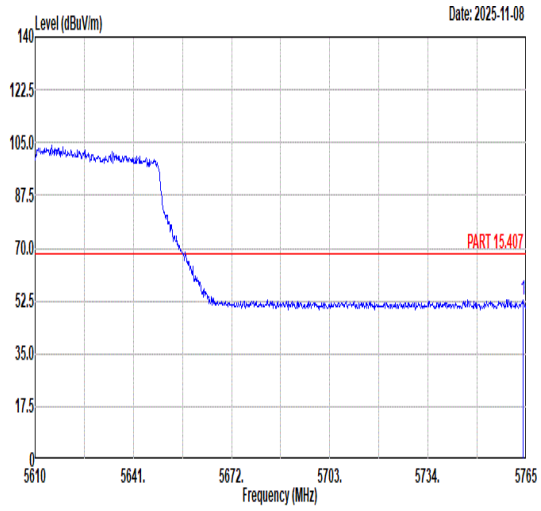 Freq Level Limit Line Margin (dB) Read Level Ant Factor Cable Loss Preamp Factor APos TPos Remark MHz dBuV/m dBuV/m dBuV dB/m dB dB cm deg 1 5763.92 53.08 68.30 -15.22 38.63 36.42 10.84 32.81 173 71 PEAK	Blank

Mode	177	
	Band Edge - L	
	U-NII-2A_5.25-5.35_802.11ax HE160_CH50_Full RU_5250MHz	
ANT	9	
Pol.	Horizontal	Fundamental
Peak	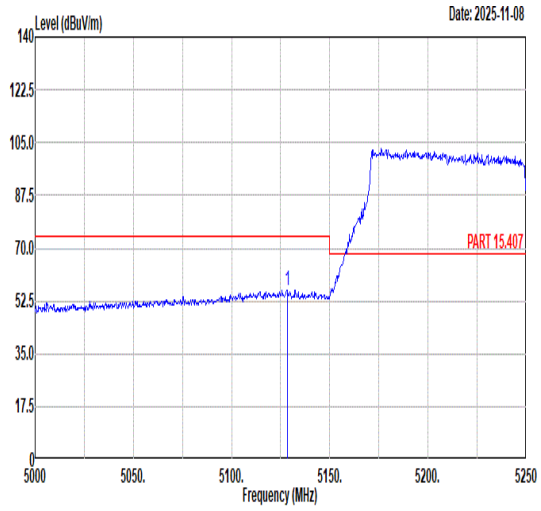 Freq Level Limit Line Margin (dB) Read Level Ant Factor Cable Loss Preamp Factor APos TPos Remark MHz dBuV/m dBuV/m dBuV dB/m dB dB cm deg 1 5128.25 56.03 74.00 -17.97 42.25 35.85 10.56 32.63 188 66 PEAK	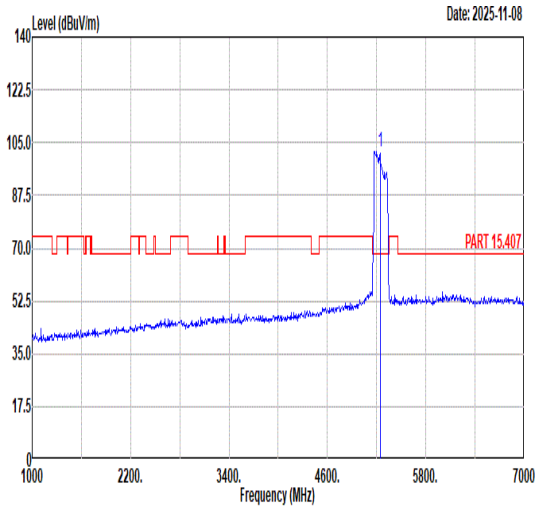 Freq Level Limit Line Margin (dB) Read Level Ant Factor Cable Loss Preamp Factor APos TPos Remark MHz dBuV/m dBuV/m dBuV dB/m dB dB cm deg 1 5250.00 102.17 ------ ------ 88.48 35.87 10.46 32.64 188 66 PEAK
Avg	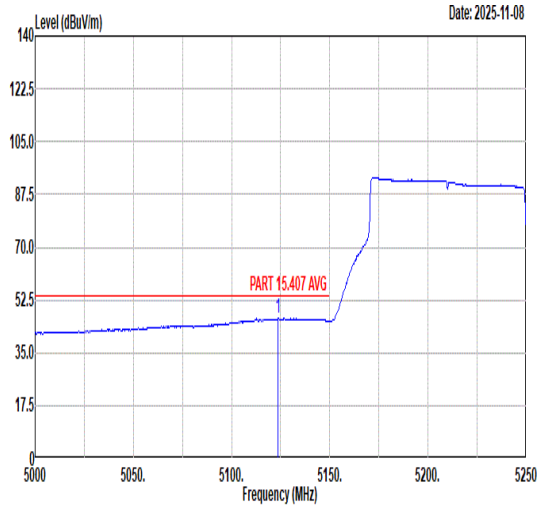 Freq Level Limit Line Margin (dB) Read Level Ant Factor Cable Loss Preamp Factor APos TPos Remark MHz dBuV/m dBuV/m dBuV dB/m dB dB cm deg 1 5123.50 46.65 54.00 -7.35 32.85 35.85 10.57 32.62 188 66 AVERAGE	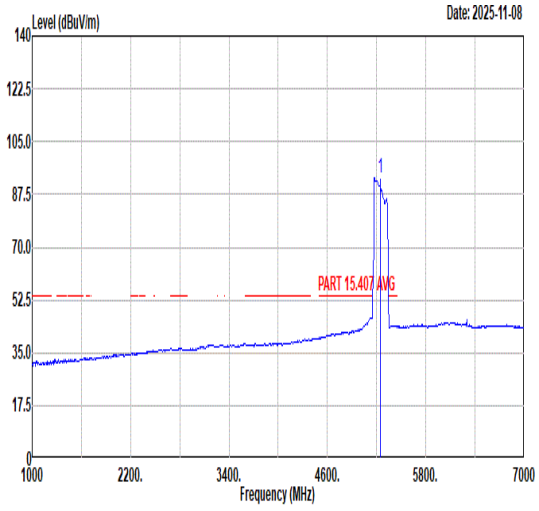 Freq Level Limit Line Margin (dB) Read Level Ant Factor Cable Loss Preamp Factor APos TPos Remark MHz dBuV/m dBuV/m dBuV dB/m dB dB cm deg 1 5250.00 92.75 ------ ------ 79.06 35.87 10.46 32.64 188 66 AVERAGE

Mode	177	
	Band Edge - R	
	U-NII-2A_5.25-5.35_802.11ax HE160_CH50_Full RU_5250MHz	
ANT	9	
Pol.	Horizontal	Fundamental
Peak	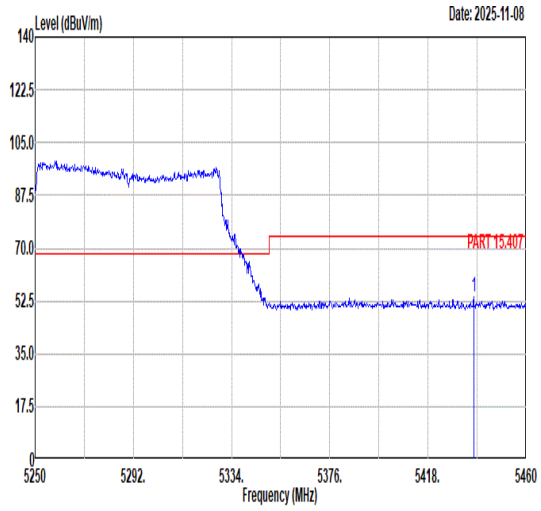 Freq Level Limit Line Margin (dB) Read Level Ant Factor Cable Loss Preamp Factor APos TPos Remark MHz dBuV/m dBuV/m dBuV dB/m dB dB cm deg 1 5437.53 53.63 74.00 -20.37 39.81 35.98 10.53 32.69 188 66 PEAK	Blank
Avg	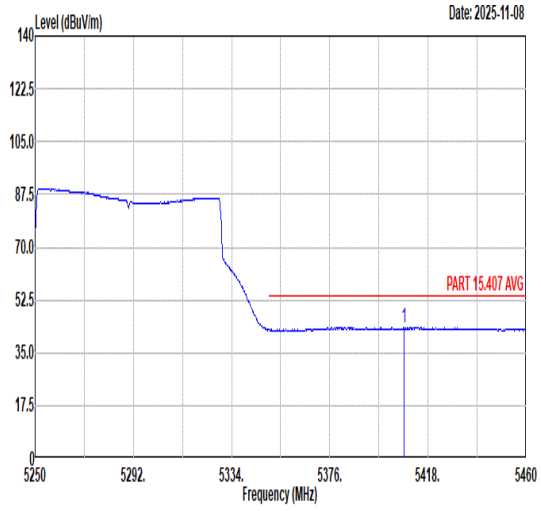 Freq Level Limit Line Margin (dB) Read Level Ant Factor Cable Loss Preamp Factor APos TPos Remark MHz dBuV/m dBuV/m dBuV dB/m dB dB cm deg 1 5407.71 43.35 54.00 -10.65 29.57 35.96 10.50 32.68 188 66 AVERAGE	Blank

Mode	177	
	Band Edge - L	
	U-NII-2A_5.25-5.35_802.11ax HE160_CH50_Full RU_5250MHz	
ANT	9	
Pol.	Vertical	Fundamental
Peak	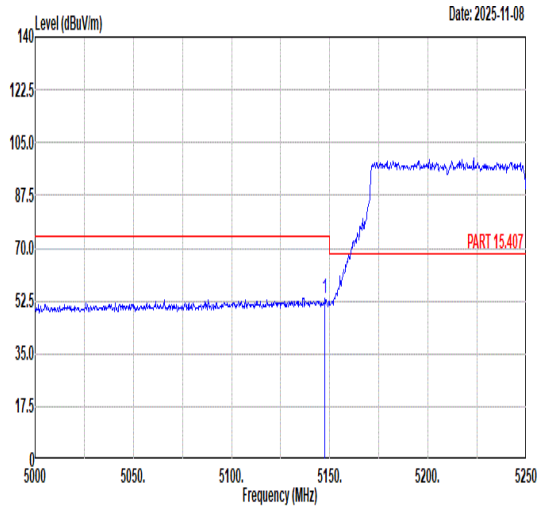 Freq Level Limit Line Margin (dB) Read Level Ant Factor Cable Loss Preamp Factor APos TPos Remark MHz dBuV/m dBuV/m dBuV dB/m dB dB cm deg 1 5147.50 53.16 74.00 -20.84 39.41 35.86 10.52 32.63 207 72 PEAK	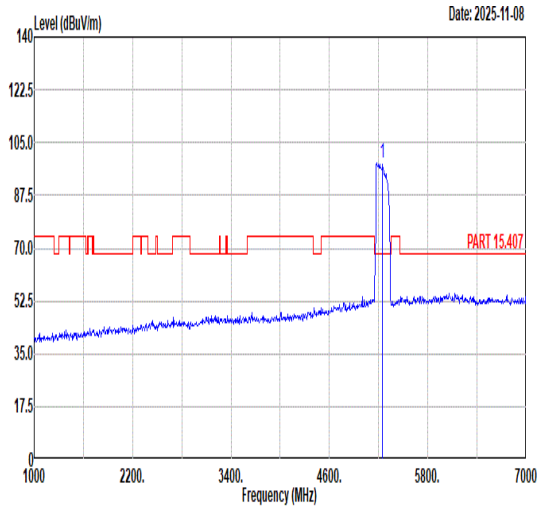 Freq Level Limit Line Margin (dB) Read Level Ant Factor Cable Loss Preamp Factor APos TPos Remark MHz dBuV/m dBuV/m dBuV dB/m dB dB cm deg 1 5250.00 98.03 ------ ------ 84.34 35.87 10.46 32.64 207 72 PEAK
Avg	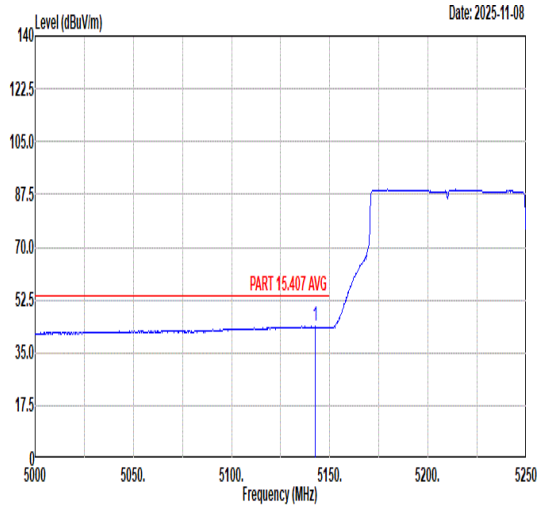 Freq Level Limit Line Margin (dB) Read Level Ant Factor Cable Loss Preamp Factor APos TPos Remark MHz dBuV/m dBuV/m dBuV dB/m dB dB cm deg 1 5142.50 43.74 54.00 -10.26 29.98 35.86 10.53 32.63 207 72 AVERAGE	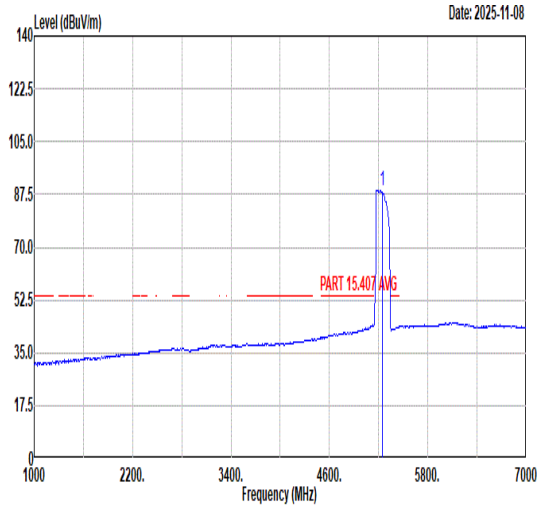 Freq Level Limit Line Margin (dB) Read Level Ant Factor Cable Loss Preamp Factor APos TPos Remark MHz dBuV/m dBuV/m dBuV dB/m dB dB cm deg 1 5250.00 88.92 ------ ------ 75.23 35.87 10.46 32.64 207 72 AVERAGE

Mode	177	
	Band Edge - R	
	U-NII-2A_5.25-5.35_802.11ax HE160_CH50_Full RU_5250MHz	
ANT	9	
Pol.	Vertical	Fundamental
Peak	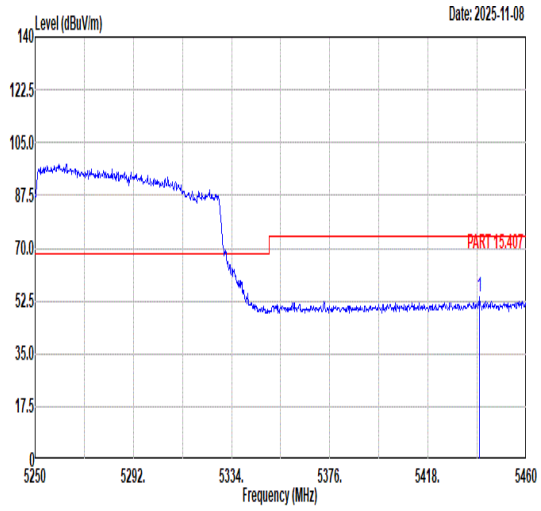 Freq Level Limit Line Margin (dB) Read Level Ant Factor Cable Loss Preamp Factor APos TPos Remark MHz dBuV/m dBuV/m dBuV dB/m dB dB cm deg 1 5439.84 53.88 74.00 -20.12 40.06 35.98 10.53 32.69 207 72 PEAK	Blank
Avg	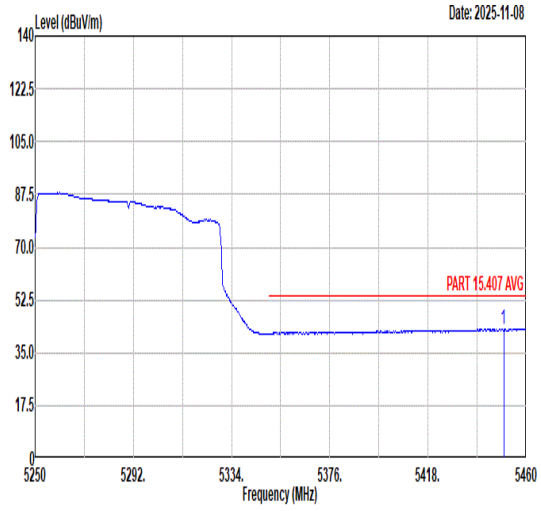 Freq Level Limit Line Margin (dB) Read Level Ant Factor Cable Loss Preamp Factor APos TPos Remark MHz dBuV/m dBuV/m dBuV dB/m dB dB cm deg 1 5450.34 42.98 54.00 -11.02 29.15 35.98 10.54 32.69 207 72 AVERAGE	Blank

Mode	177	
	Harmonic	
	U-NII-2A_5.25-5.35_802.11ax HE160_CH50_Full RU_5250MHz	
ANT	9	
Pol.	Horizontal	Vertical
Peak Avg	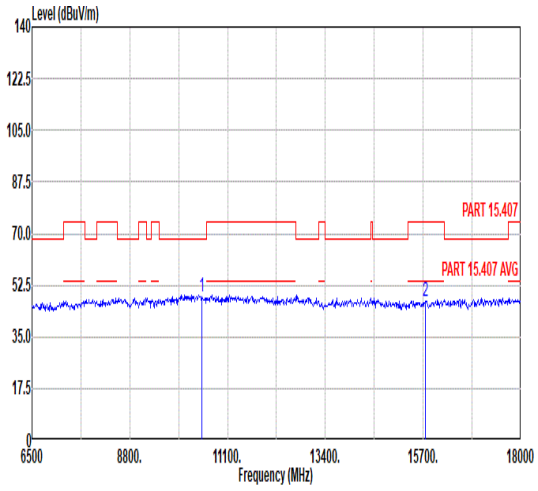 Freq Level Limit Line Margin Read Level Ant Factor Cable Loss Preamp Factor APos TPos Remark MHz dBuV/m dBuV/m dB dBuV dB/m dB dB cm deg 1 10500.00 48.53 68.30 -19.77 47.43 37.90 14.60 51.40 --- --- Peak 2 15750.00 46.79 74.00 -27.21 41.27 40.97 17.20 52.65 --- --- Peak	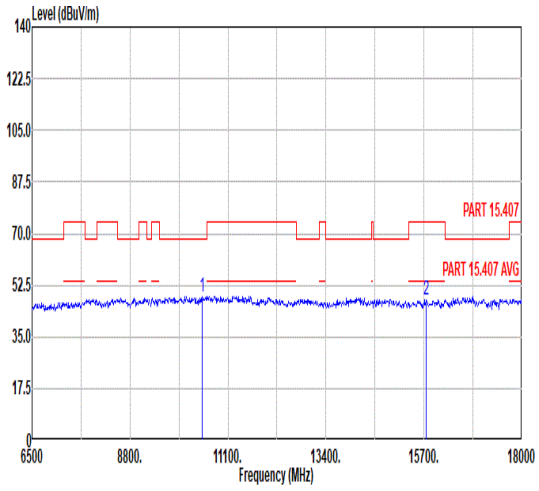 Freq Level Limit Line Margin Read Level Ant Factor Cable Loss Preamp Factor APos TPos Remark MHz dBuV/m dBuV/m dB dBuV dB/m dB dB cm deg 1 10500.00 48.52 68.30 -19.78 47.42 37.90 14.60 51.40 --- --- Peak 2 15750.00 47.39 74.00 -26.61 41.87 40.97 17.20 52.65 --- --- Peak

Mode	178	
	Band Edge - L	
	U-NII-2C_5.47-5.725_802.11ax HE160_CH114_Full RU_5570MHz	
ANT	9	
Pol.	Horizontal	Fundamental
Peak	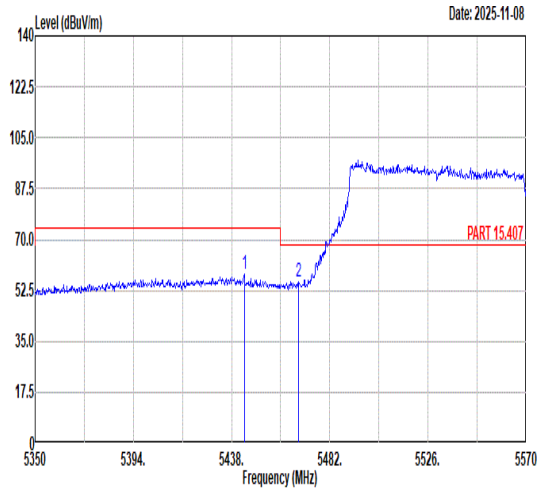 Freq Level Limit Line Margin (dB) Read Level Ant Factor Cable Loss Preamp Factor APos TPos Remark MHz dBuV/m dBuV/m dBuV dB/m dB dB cm deg 1 5443.72 57.96 74.00 -16.04 44.14 35.98 10.53 32.69 183 59 PEAK 2 5467.92 55.46 68.30 -12.84 41.61 35.99 10.55 32.69 183 59 PEAK	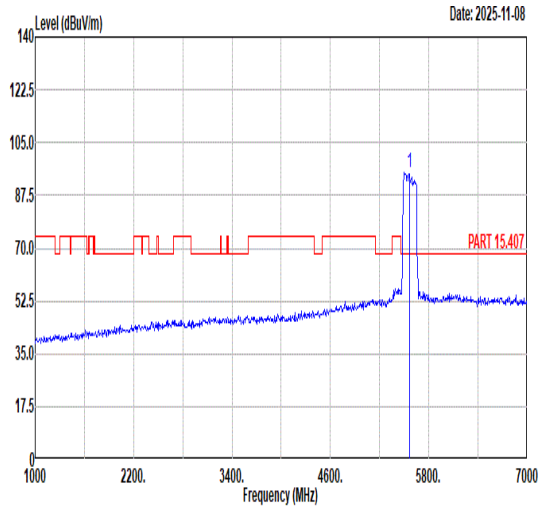 Freq Level Limit Line Margin (dB) Read Level Ant Factor Cable Loss Preamp Factor APos TPos Remark MHz dBuV/m dBuV/m dBuV dB/m dB dB cm deg 1 5570.00 95.06 ------ ------ 81.18 36.00 10.58 32.70 183 59 PEAK
Avg	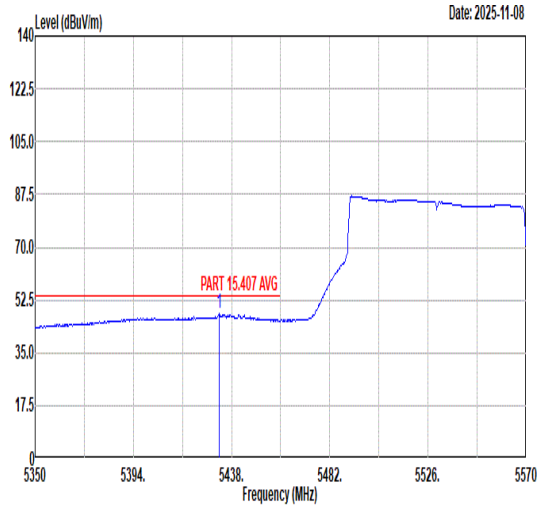 Freq Level Limit Line Margin (dB) Read Level Ant Factor Cable Loss Preamp Factor APos TPos Remark MHz dBuV/m dBuV/m dBuV dB/m dB dB cm deg 1 5432.50 47.92 54.00 -6.08 34.12 35.97 10.52 32.69 183 59 AVERAGE	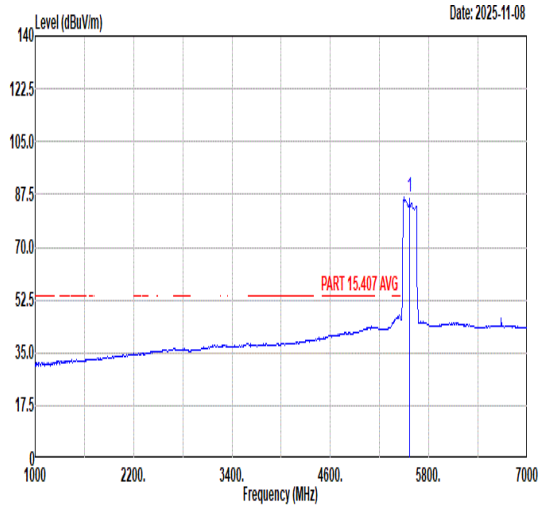 Freq Level Limit Line Margin (dB) Read Level Ant Factor Cable Loss Preamp Factor APos TPos Remark MHz dBuV/m dBuV/m dBuV dB/m dB dB cm deg 1 5570.00 86.71 ------ ------ 72.84 36.00 10.57 32.70 183 59 AVERAGE

Mode	178	
	Band Edge - R	
	U-NII-2C_5.47-5.725_802.11ax HE160_CH114_Full RU_5570MHz	
ANT	9	
Pol.	Horizontal	Fundamental
Peak	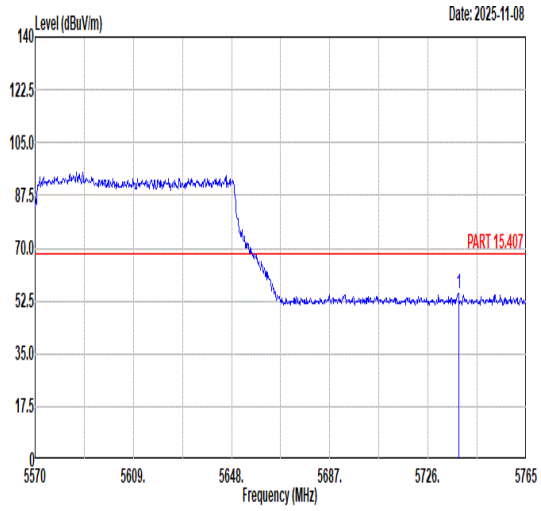 Freq Level Limit Line Margin (dB) Read Level Ant Factor Cable Loss Preamp Factor APos TPos Remark MHz dBuV/m dBuV/m dBuV dB/m dB dB cm deg 1 5738.09 55.06 68.30 -13.24 40.62 36.38 10.86 32.80 183 59 PEAK	Blank

Mode	178	
	Band Edge - L	
	U-NII-2C_5.47-5.725_802.11ax HE160_CH114_Full RU_5570MHz	
ANT	9	
Pol.	Vertical	Fundamental
Peak	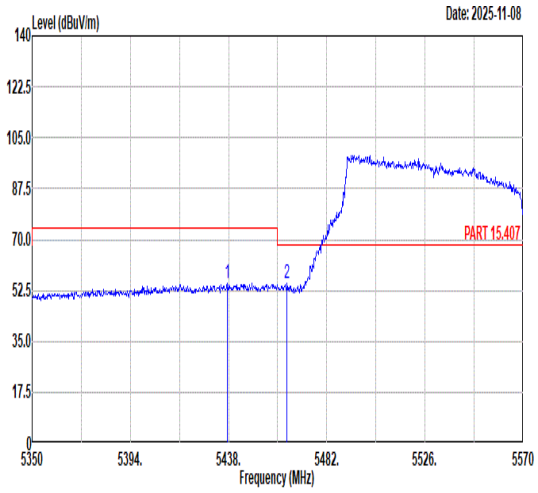 Freq Level Limit Line Margin (dB) Read Level Ant Factor Cable Loss Preamp Factor APos TPos Remark MHz dBuV/m dBuV/m dBuV dB/m dB dB cm deg 1 5437.56 55.04 74.00 -18.96 41.22 35.98 10.53 32.69 202 65 PEAK 2 5464.18 54.84 68.30 -13.46 40.99 35.99 10.55 32.69 202 65 PEAK	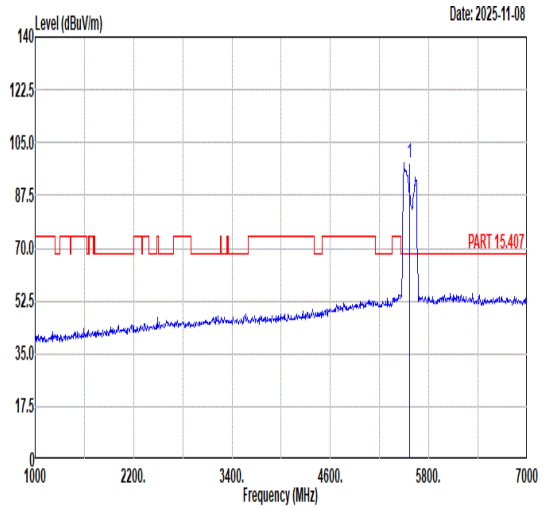 Freq Level Limit Line Margin (dB) Read Level Ant Factor Cable Loss Preamp Factor APos TPos Remark MHz dBuV/m dBuV/m dBuV dB/m dB dB cm deg 1 5570.00 98.23 ------ ------ 84.36 36.00 10.57 32.70 202 65 PEAK
Avg	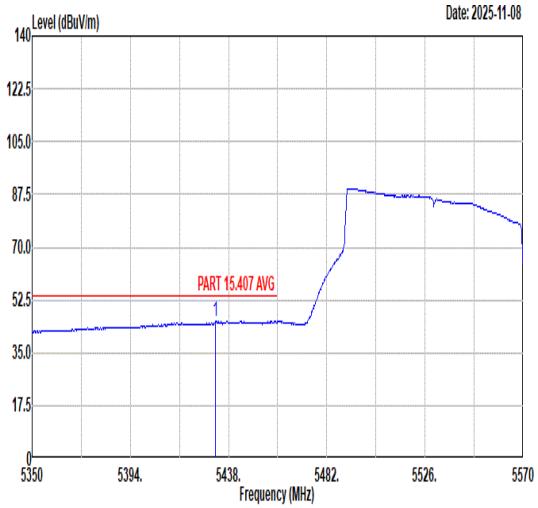 Freq Level Limit Line Margin (dB) Read Level Ant Factor Cable Loss Preamp Factor APos TPos Remark MHz dBuV/m dBuV/m dBuV dB/m dB dB cm deg 1 5432.06 45.60 54.00 -8.40 31.80 35.97 10.52 32.69 202 65 AVERAGE	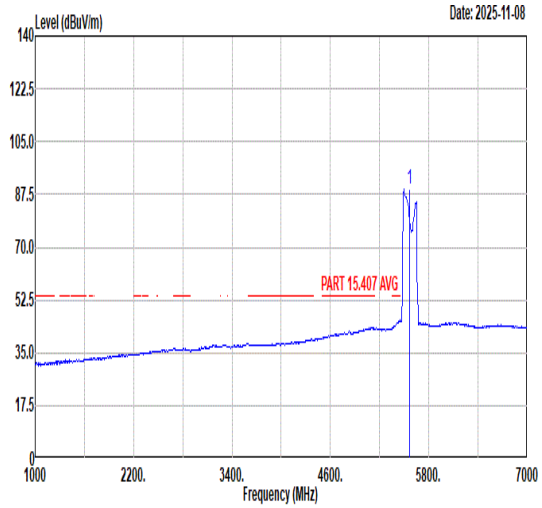 Freq Level Limit Line Margin (dB) Read Level Ant Factor Cable Loss Preamp Factor APos TPos Remark MHz dBuV/m dBuV/m dBuV dB/m dB dB cm deg 1 5570.00 89.29 ------ ------ 75.42 36.00 10.57 32.70 202 65 AVERAGE

Mode	178	
	Band Edge - R	
	U-NII-2C_5.47-5.725_802.11ax HE160_CH114_Full RU_5570MHz	
ANT	9	
Pol.	Vertical	Fundamental
Peak	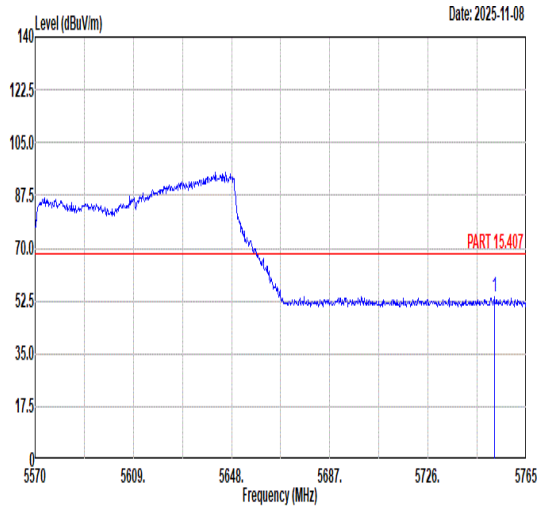 Freq Level Limit Line Margin (dB) Read Level Ant Factor Cable Loss Preamp Factor APos TPos Remark MHz dBuV/m dBuV/m dBuV dB/m dB dB cm deg 1 5752.33 53.72 68.30 -14.58 39.27 36.40 10.85 32.80 202 65 PEAK	Blank

Mode	178	
	Harmonic	
	U-NII-2C_5.47-5.725_802.11ax HE160_CH114_Full RU_5570MHz	
ANT	9	
Pol.	Horizontal	Vertical
Peak Avg	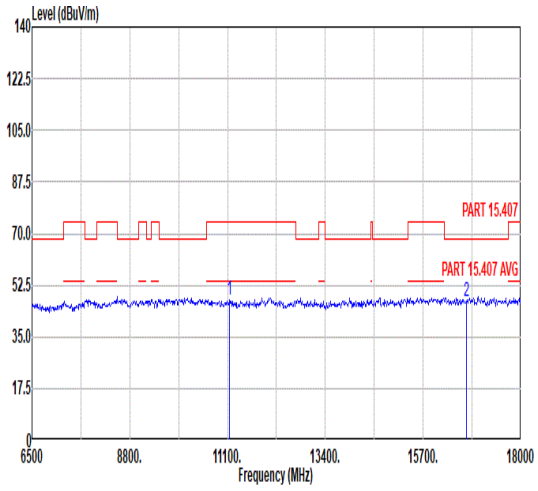 Freq Level Limit Line Margin Read Level Ant Factor Cable Loss Preamp Factor APos TPos Remark MHz dBuV/m dBuV/m dB dBuV dB/m dB dB cm deg 1 11140.00 47.36 74.00 -26.64 45.38 38.00 14.71 50.73 --- --- Peak 2 16710.00 46.91 68.30 -21.39 39.58 42.34 17.84 52.85 --- --- Peak	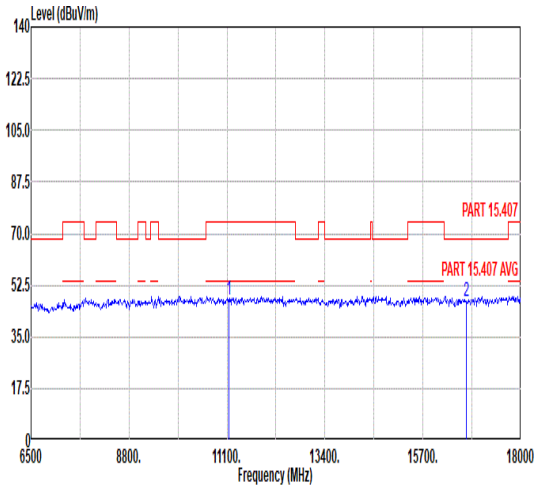 Freq Level Limit Line Margin Read Level Ant Factor Cable Loss Preamp Factor APos TPos Remark MHz dBuV/m dBuV/m dB dBuV dB/m dB dB cm deg 1 11140.00 47.66 74.00 -26.34 45.68 38.00 14.71 50.73 --- --- Peak 2 16710.00 47.00 68.30 -21.30 39.67 42.34 17.84 52.85 --- --- Peak

Mode	183	
	Band Edge	
	U-NII-3_5.725-5.85_802.11a_CH149_5745MHz	
ANT	9	
Pol.	Horizontal	Fundamental
Peak	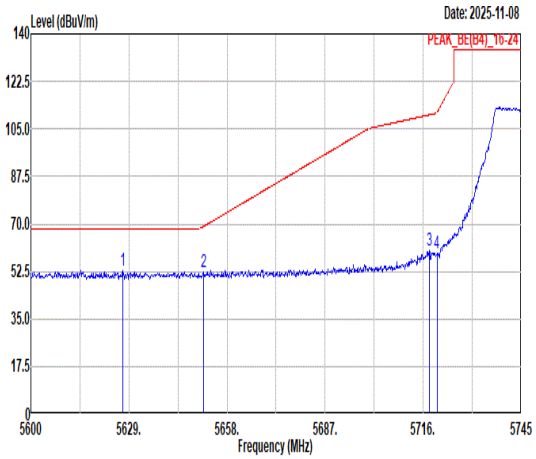 Freq Level Limit Line Margin (dB) Read Level Ant Factor Cable Loss Preamp Factor APos TPos Remark MHz dBuV/m dBuV/m dBuV dB/m dB dB cm deg 1 5627.12 52.82 68.30 -15.48 38.62 36.20 10.75 32.75 293 77 PEAK 2 5651.04 52.06 69.07 -17.01 37.77 36.24 10.81 32.76 293 77 PEAK 3 5717.74 60.41 110.17 -49.76 45.97 36.35 10.88 32.79 293 77 PEAK 4 5720.06 59.18 110.94 -51.76 44.74 36.35 10.88 32.79 293 77 PEAK	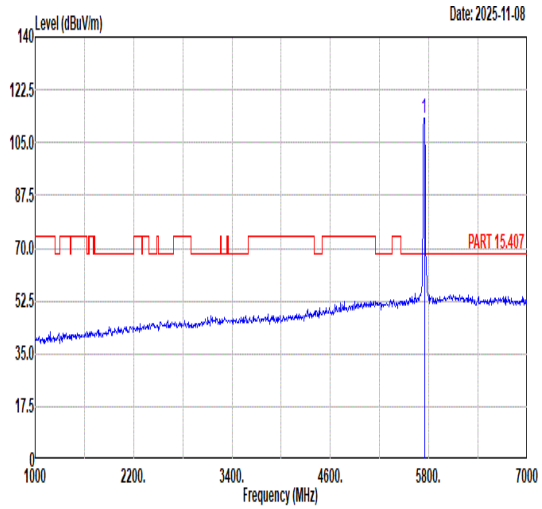 Freq Level Limit Line Margin (dB) Read Level Ant Factor Cable Loss Preamp Factor APos TPos Remark MHz dBuV/m dBuV/m dBuV dB/m dB dB cm deg 1 5745.00 113.01 ------ ------ 98.57 36.38 10.86 32.80 293 77 PEAK
Avg	Blank	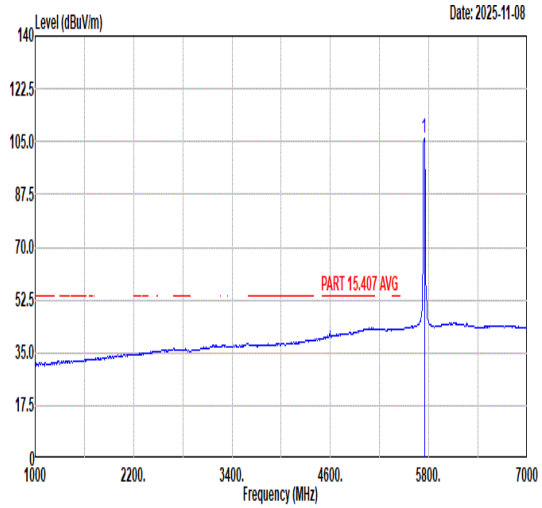 Freq Level Limit Line Margin (dB) Read Level Ant Factor Cable Loss Preamp Factor APos TPos Remark MHz dBuV/m dBuV/m dBuV dB/m dB dB cm deg 1 5745.00 105.97 ------ ------ 91.52 36.40 10.85 32.80 293 77 AVERAGE

Mode	183
	Band Edge
	U-NII-3_5.725-5.85_802.11a_CH149_5745MHz
ANT	9

Pol.	Vertical	Fundamental
Peak	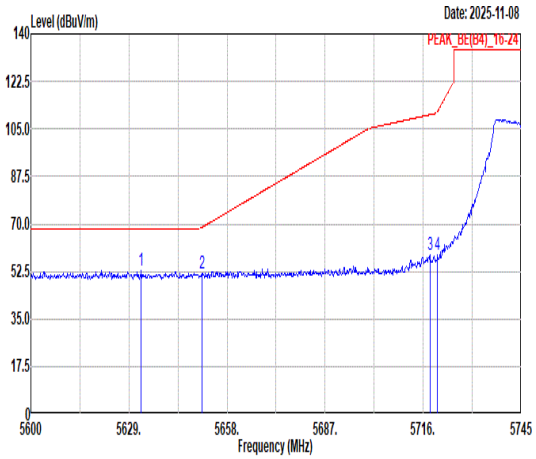 Freq Level Limit Line Margin (dB) Read Level Ant Factor Cable Loss Preamp Factor APos TPos Remark MHz dBuV/m dBuV/m dBuV dB/m dB dB cm deg 1 5632.63 53.04 68.30 -15.26 38.81 36.21 10.77 32.75 293 97 PEAK 2 5650.61 51.85 68.75 -16.90 37.56 36.24 10.81 32.76 293 97 PEAK 3 5718.03 58.45 110.25 -51.80 44.01 36.35 10.88 32.79 293 97 PEAK 4 5720.21 58.89 111.27 -52.38 44.45 36.35 10.88 32.79 293 97 PEAK	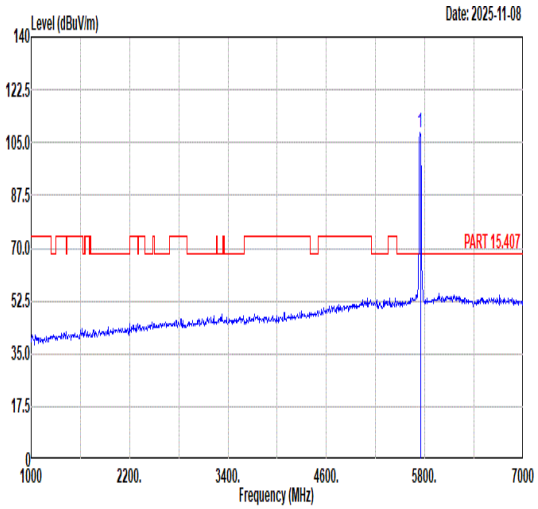 Freq Level Limit Line Margin (dB) Read Level Ant Factor Cable Loss Preamp Factor APos TPos Remark MHz dBuV/m dBuV/m dBuV dB/m dB dB cm deg 1 5745.00 108.19 ------ ------ 93.75 36.38 10.86 32.80 293 97 PEAK
Avg	Blank	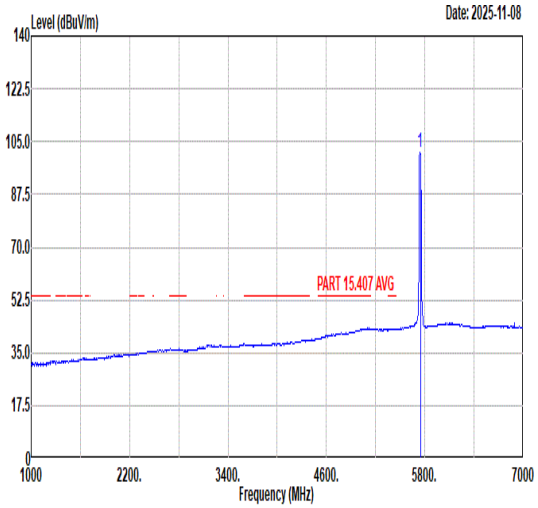 Freq Level Limit Line Margin (dB) Read Level Ant Factor Cable Loss Preamp Factor APos TPos Remark MHz dBuV/m dBuV/m dBuV dB/m dB dB cm deg 1 5745.00 101.28 ------ ------ 86.84 36.38 10.86 32.80 293 97 AVERAGE

Mode	183	
	Harmonic	
	U-NII-3_5.725-5.85_802.11a_CH149_5745MHz	
ANT	9	
Pol.	Horizontal	Vertical
Peak Avg	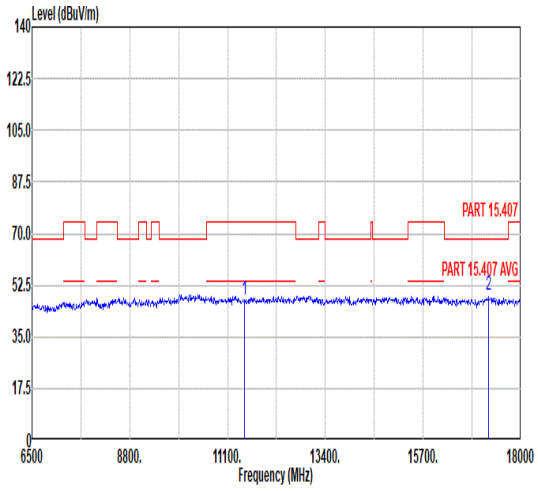 Freq Level Limit Line Margin Read Level Ant Factor Cable Loss Preamp Factor APos TPos Remark MHz dBuV/m dBuV/m dB dBuV dB/m dB dB cm deg 1 11490.00 47.33 74.00 -26.67 44.48 38.24 14.92 50.31 --- --- Peak 2 17235.00 48.87 68.30 -19.43 41.05 42.82 18.02 53.02 --- --- Peak	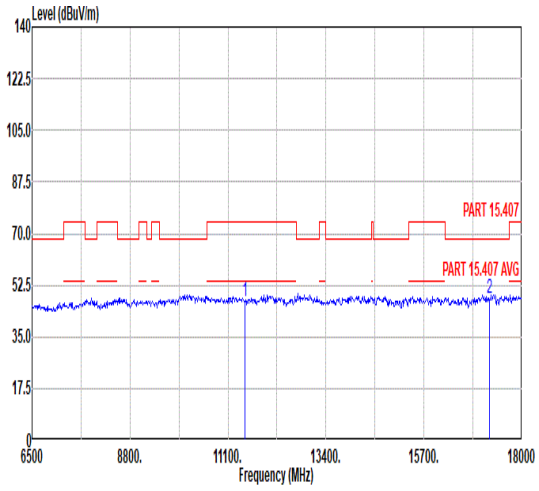 Freq Level Limit Line Margin Read Level Ant Factor Cable Loss Preamp Factor APos TPos Remark MHz dBuV/m dBuV/m dB dBuV dB/m dB dB cm deg 1 11490.00 47.01 74.00 -26.99 44.16 38.24 14.92 50.31 --- --- Peak 2 17235.00 48.08 68.30 -20.22 40.26 42.82 18.02 53.02 --- --- Peak

Mode	184	
	Harmonic	
	U-NII-3_5.725-5.85_802.11a_CH157_5785MHz	
ANT	9	
Pol.	Horizontal	Vertical
Peak Avg	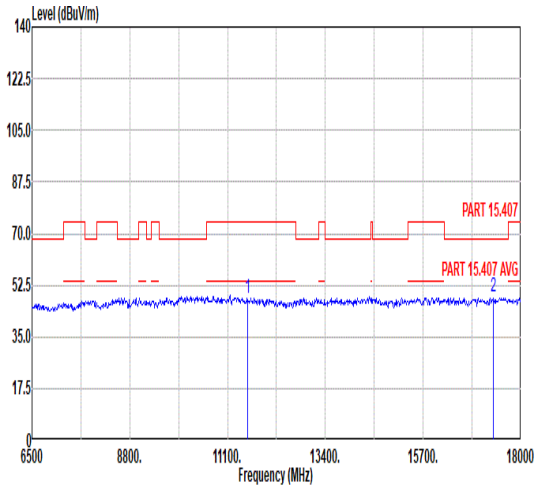 Freq Level Limit Line Margin Read Level Ant Factor Cable Loss Preamp Factor APos TPos Remark MHz dBuV/m dBuV/m dB dBuV dB/m dB dB cm deg 1 11570.00 47.87 74.00 -26.13 44.84 38.30 14.97 50.24 --- --- Peak 2 17355.00 48.76 68.30 -19.54 41.21 42.84 17.99 53.28 --- --- Peak	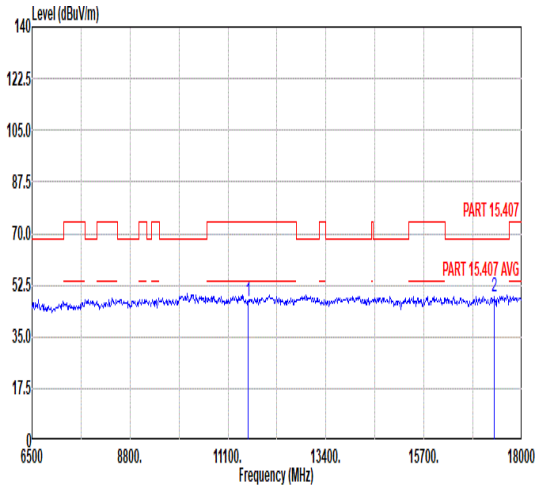 Freq Level Limit Line Margin Read Level Ant Factor Cable Loss Preamp Factor APos TPos Remark MHz dBuV/m dBuV/m dB dBuV dB/m dB dB cm deg 1 11570.00 47.13 74.00 -26.87 44.10 38.30 14.97 50.24 --- --- Peak 2 17355.00 48.65 68.30 -19.65 41.10 42.84 17.99 53.28 --- --- Peak

Mode	185	
	Band Edge	
	U-NII-3_5.725-5.85_802.11a_CH165_5825MHz	
ANT	9	
Pol.	Horizontal	Fundamental
Peak	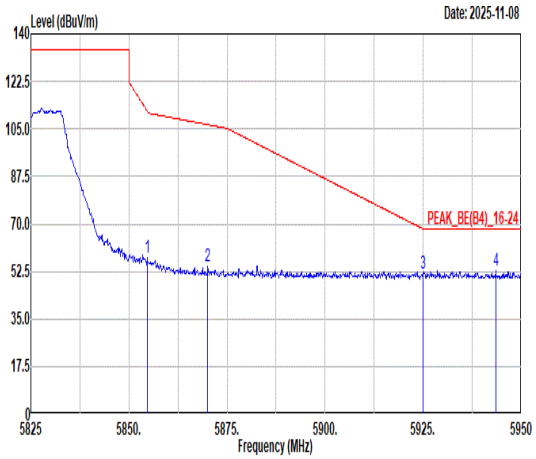 Freq Level Limit Line Margin (dB) Read Level Ant Factor Cable Loss Preamp Factor APos TPos Remark MHz dBuV/m dBuV/m dBuV dB/m dB dB cm deg 1 5854.63 57.47 111.65 -54.18 42.91 36.57 10.83 32.84 301 75 PEAK 2 5870.13 54.24 106.56 -52.32 39.67 36.59 10.83 32.85 301 75 PEAK 3 5924.88 51.57 68.29 -16.72 36.87 36.68 10.89 32.87 301 75 PEAK 4 5943.50 53.03 68.30 -15.27 38.29 36.71 10.91 32.88 301 75 PEAK	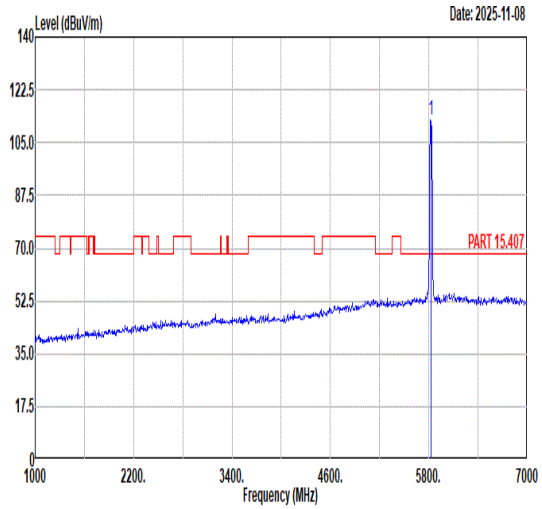 Freq Level Limit Line Margin (dB) Read Level Ant Factor Cable Loss Preamp Factor APos TPos Remark MHz dBuV/m dBuV/m dBuV dB/m dB dB cm deg 1 5825.00 112.64 ------ ------ 98.14 36.51 10.82 32.83 301 75 PEAK
Avg	Blank	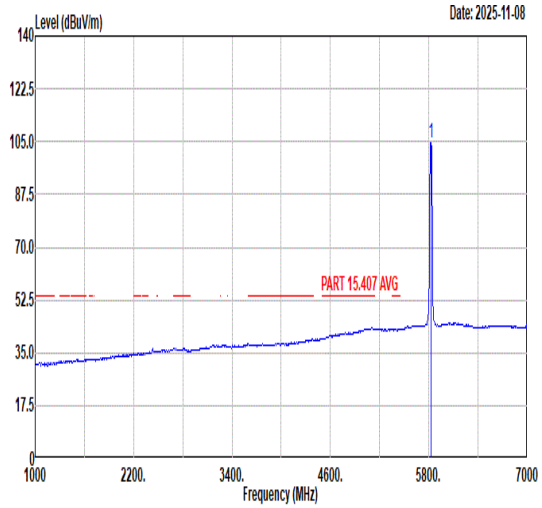 Freq Level Limit Line Margin (dB) Read Level Ant Factor Cable Loss Preamp Factor APos TPos Remark MHz dBuV/m dBuV/m dBuV dB/m dB dB cm deg 1 5825.00 104.65 ------ ------ 90.15 36.51 10.82 32.83 301 75 AVERAGE

Mode	185	
	Band Edge	
	U-NII-3_5.725-5.85_802.11a_CH165_5825MHz	
ANT	9	
Pol.	Vertical	Fundamental
Peak	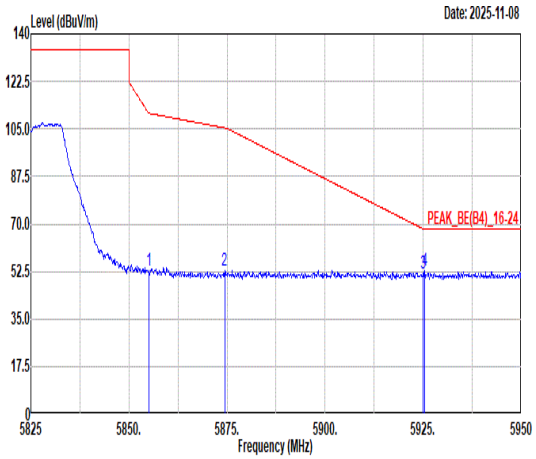 Freq Level Limit Line Margin (dB) Read Level Ant Factor Cable Loss Preamp Factor APos TPos Remark MHz dBuV/m dBuV/m dBuV dB/m dB dB cm deg 1 5855.00 52.90 110.80 -57.90 38.34 36.57 10.83 32.84 306 159 PEAK 2 5874.38 52.70 105.37 -52.67 38.11 36.60 10.84 32.85 306 159 PEAK 3 5925.00 51.94 68.20 -16.26 37.24 36.68 10.89 32.87 306 159 PEAK 4 5925.38 53.04 68.30 -15.26 38.34 36.68 10.89 32.87 306 159 PEAK	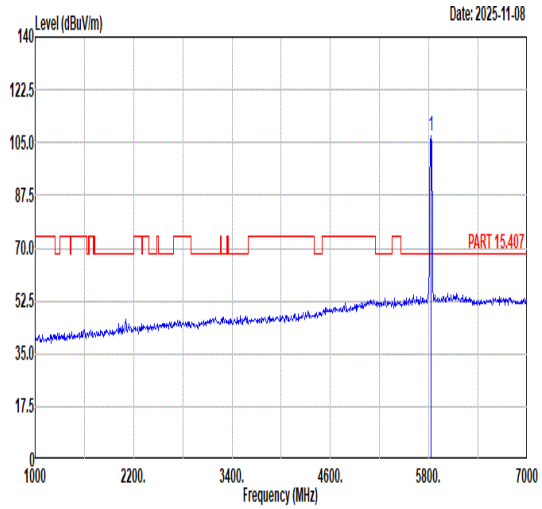 Freq Level Limit Line Margin (dB) Read Level Ant Factor Cable Loss Preamp Factor APos TPos Remark MHz dBuV/m dBuV/m dBuV dB/m dB dB cm deg 1 5825.00 107.10 ------ ------ 92.57 36.53 10.83 32.83 306 159 PEAK
Avg	Blank	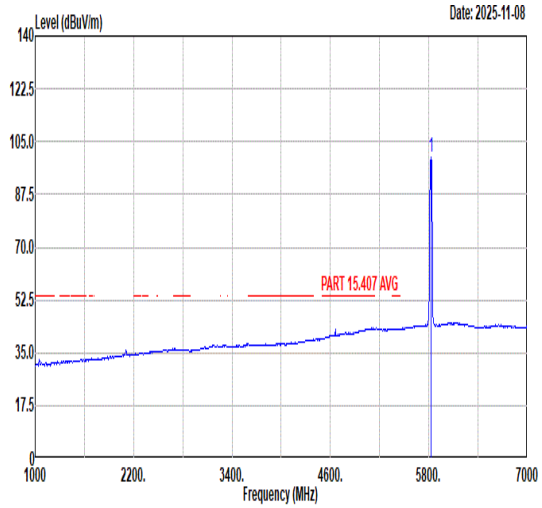 Freq Level Limit Line Margin (dB) Read Level Ant Factor Cable Loss Preamp Factor APos TPos Remark MHz dBuV/m dBuV/m dBuV dB/m dB dB cm deg 1 5825.00 99.65 ------ ------ 85.12 36.53 10.83 32.83 306 159 AVERAGE

Mode	185	
	Harmonic	
	U-NII-3_5.725-5.85_802.11a_CH165_5825MHz	
ANT	9	
Pol.	Horizontal	Vertical
Peak Avg	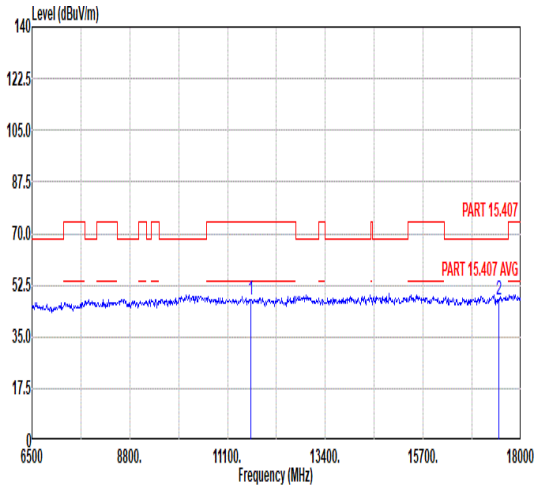 Freq Level Limit Line Margin Read Level Ant Factor Cable Loss Preamp Factor APos TPos Remark MHz dBuV/m dBuV/m dB dBuV dB/m dB dB cm deg 1 11650.00 47.54 74.00 -26.46 44.35 38.35 15.02 50.18 --- --- Peak 2 17475.00 47.44 68.30 -20.86 40.17 42.85 17.96 53.54 --- --- Peak	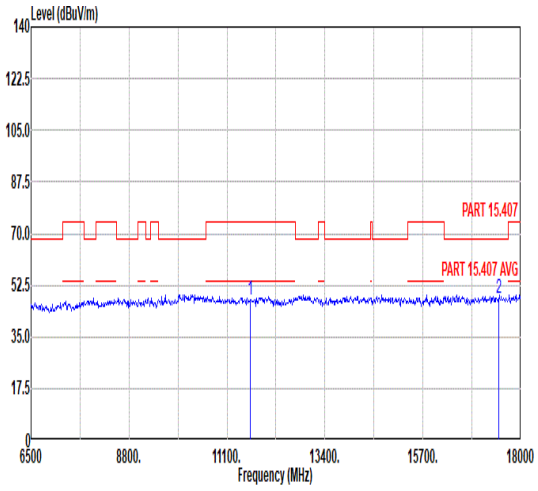 Freq Level Limit Line Margin Read Level Ant Factor Cable Loss Preamp Factor APos TPos Remark MHz dBuV/m dBuV/m dB dBuV dB/m dB dB cm deg 1 11650.00 47.79 74.00 -26.21 44.60 38.35 15.02 50.18 --- --- Peak 2 17475.00 48.30 68.30 -20.00 41.03 42.85 17.96 53.54 --- --- Peak

Mode	186	
	Band Edge	
	U-NII-3_5.725-5.85_802.11n HT20_CH149_5745MHz	
ANT	9	
Pol.	Horizontal	Fundamental
Peak	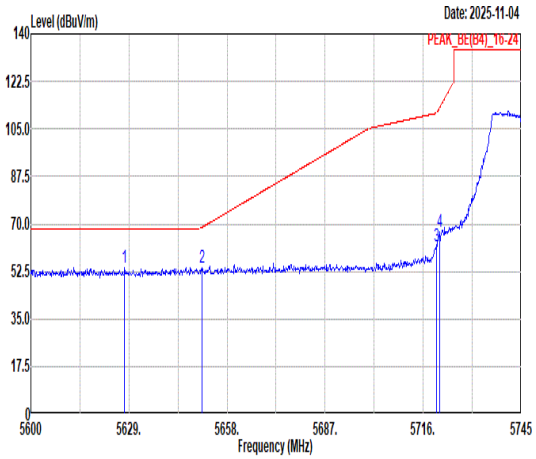 Freq Level Limit Line Margin (dB) Read Level Ant Factor Cable Loss Preamp Factor APos TPos Remark MHz dBuV/m dBuV/m dBuV dB/m dB dB cm deg 1 5627.70 53.83 68.30 -14.47 39.62 36.20 10.76 32.75 100 295 PEAK 2 5650.61 53.80 68.75 -14.95 39.51 36.24 10.81 32.76 100 295 PEAK 3 5719.92 61.68 110.78 -49.10 47.24 36.35 10.88 32.79 100 295 PEAK 4 5720.79 67.02 112.59 -45.57 52.58 36.35 10.88 32.79 100 295 PEAK	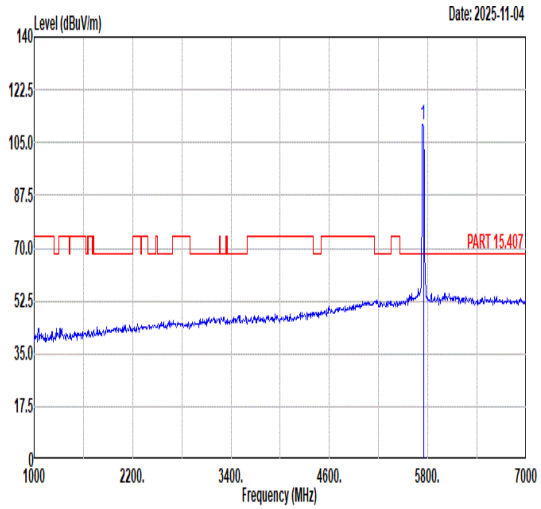 Freq Level Limit Line Margin (dB) Read Level Ant Factor Cable Loss Preamp Factor APos TPos Remark MHz dBuV/m dBuV/m dBuV dB/m dB dB cm deg 1 5745.00 111.18 ------ ------ 96.73 36.37 10.87 32.79 100 295 PEAK
Avg	Blank	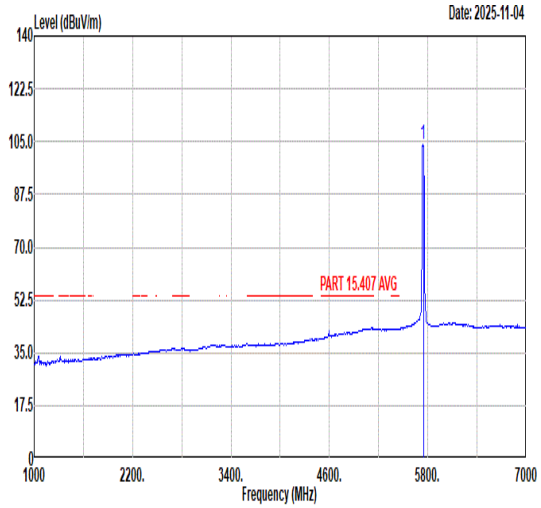 Freq Level Limit Line Margin (dB) Read Level Ant Factor Cable Loss Preamp Factor APos TPos Remark MHz dBuV/m dBuV/m dBuV dB/m dB dB cm deg 1 5745.00 103.86 ------ ------ 89.42 36.38 10.86 32.80 100 295 AVERAGE

Mode	186	
	Band Edge	
	U-NII-3_5.725-5.85_802.11n HT20_CH149_5745MHz	
ANT	9	
Pol.	Vertical	Fundamental
Peak	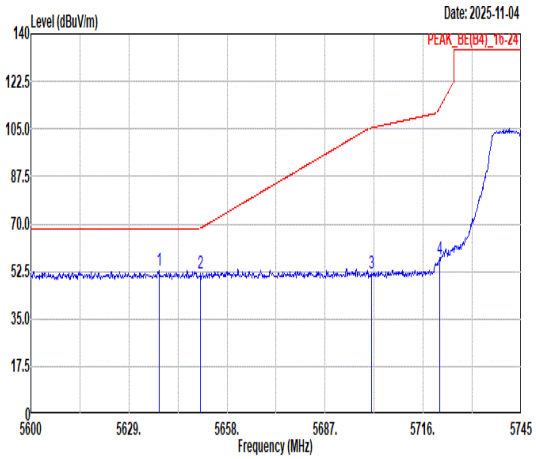 Freq Level Limit Line Margin (dB) Read Level Ant Factor Cable Loss Preamp Factor APos TPos Remark MHz dBuV/m dBuV/m dBuV dB/m dB dB cm deg 1 5637.85 52.67 68.30 -15.63 38.43 36.22 10.78 32.76 118 18 PEAK 2 5650.17 51.88 68.43 -16.55 37.59 36.24 10.81 32.76 118 18 PEAK 3 5700.63 51.96 105.38 -53.42 37.53 36.32 10.89 32.78 118 18 PEAK 4 5720.79 57.31 112.59 -55.28 42.87 36.35 10.88 32.79 118 18 PEAK	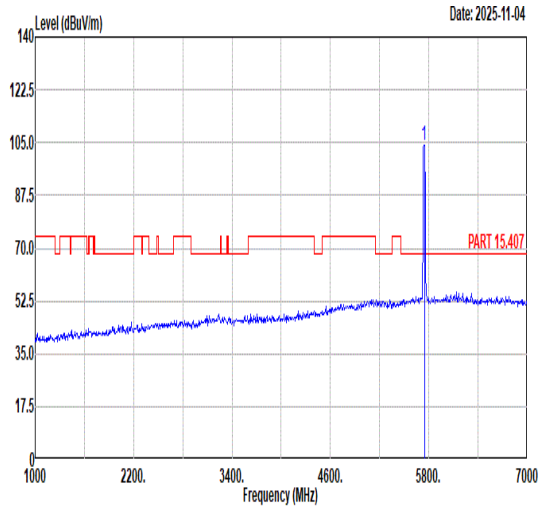 Freq Level Limit Line Margin (dB) Read Level Ant Factor Cable Loss Preamp Factor APos TPos Remark MHz dBuV/m dBuV/m dBuV dB/m dB dB cm deg 1 5745.00 104.26 ------ ------ 89.82 36.38 10.86 32.80 118 18 PEAK
Avg	Blank	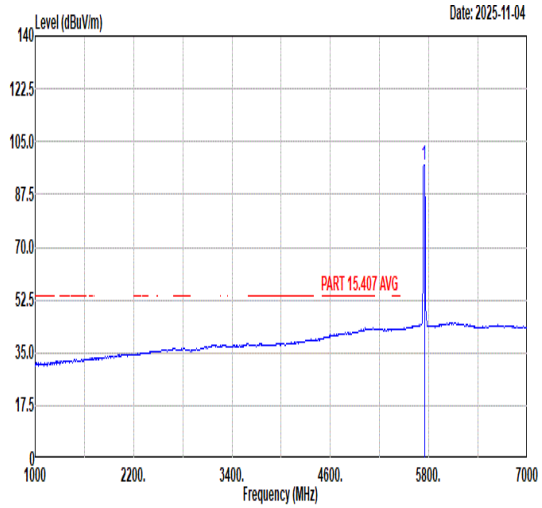 Freq Level Limit Line Margin (dB) Read Level Ant Factor Cable Loss Preamp Factor APos TPos Remark MHz dBuV/m dBuV/m dBuV dB/m dB dB cm deg 1 5745.00 97.15 ------ ------ 82.71 36.38 10.86 32.80 118 18 AVERAGE

Mode	186	
	Harmonic	
	U-NII-3_5.725-5.85_802.11n HT20_CH149_5745MHz	
ANT	9	
Pol.	Horizontal	Vertical
Peak Avg	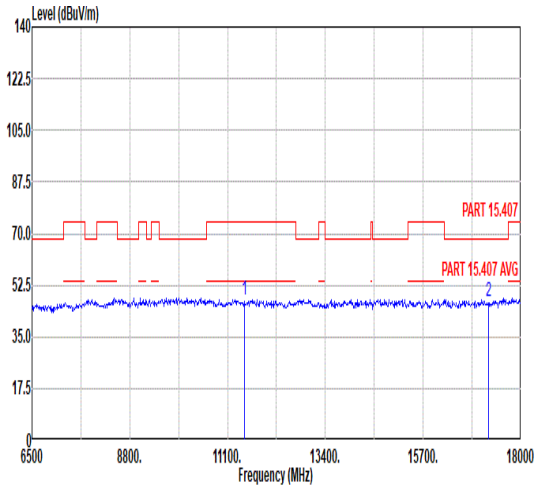 Freq Level Limit Line Margin Read Level Ant Factor Cable Loss Preamp Factor APos TPos Remark MHz dBuV/m dBuV/m dB dBuV dB/m dB dB cm deg 1 11490.00 47.41 74.00 -26.59 44.56 38.24 14.92 50.31 --- --- Peak 2 17235.00 47.20 68.30 -21.10 39.38 42.82 18.02 53.02 --- --- Peak	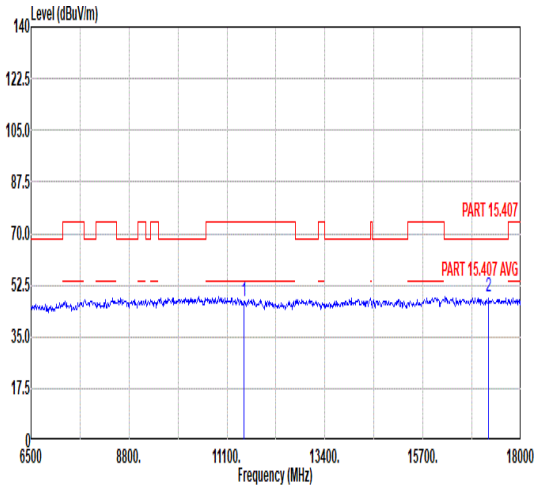 Freq Level Limit Line Margin Read Level Ant Factor Cable Loss Preamp Factor APos TPos Remark MHz dBuV/m dBuV/m dB dBuV dB/m dB dB cm deg 1 11490.00 47.03 74.00 -26.97 44.18 38.24 14.92 50.31 --- --- Peak 2 17235.00 48.51 68.30 -19.79 40.69 42.82 18.02 53.02 --- --- Peak

Mode	187	
	Harmonic	
	U-NII-3_5.725-5.85_802.11n HT20_CH157_5785MHz	
ANT	9	
Pol.	Horizontal	Vertical
Peak Avg	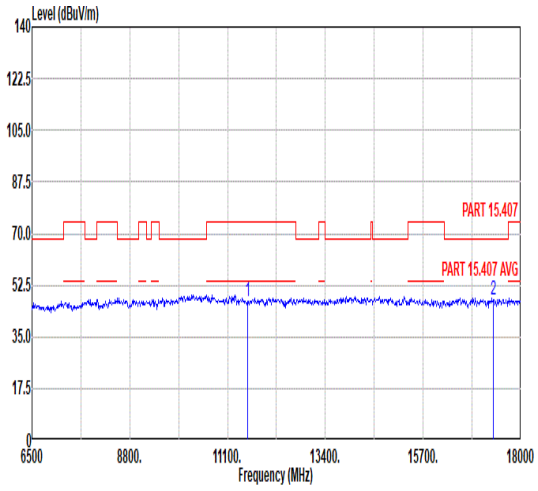 Freq Level Limit Line Margin Read Level Ant Factor Cable Loss Preamp Factor APos TPos Remark MHz dBuV/m dBuV/m dB dBuV dB/m dB dB cm deg 1 11570.00 47.11 74.00 -26.89 44.08 38.30 14.97 50.24 --- --- Peak 2 17355.00 47.72 68.30 -20.58 40.17 42.84 17.99 53.28 --- --- Peak	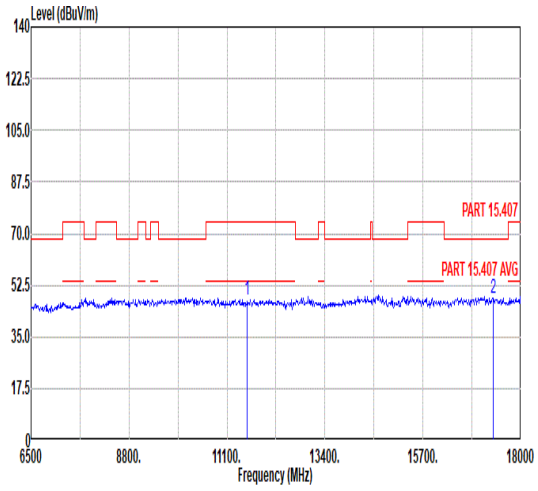 Freq Level Limit Line Margin Read Level Ant Factor Cable Loss Preamp Factor APos TPos Remark MHz dBuV/m dBuV/m dB dBuV dB/m dB dB cm deg 1 11570.00 47.30 74.00 -26.70 44.27 38.30 14.97 50.24 --- --- Peak 2 17355.00 48.16 68.30 -20.14 40.61 42.84 17.99 53.28 --- --- Peak

Mode	188	
	Band Edge	
	U-NII-3_5.725-5.85_802.11n HT20_CH165_5825MHz	
ANT	9	
Pol.	Horizontal	Fundamental
Peak	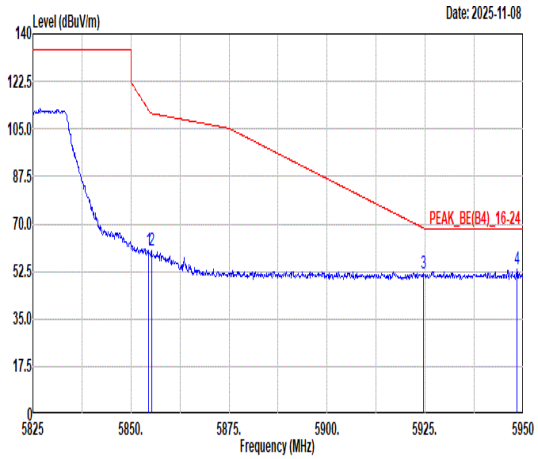 Freq Level Limit Line Margin (dB) Read Level Ant Factor Cable Loss Preamp Factor APos TPos Remark MHz dBuV/m dBuV/m dBuV dB/m dB dB cm deg 1 5854.50 60.04 111.94 -51.90 45.48 36.57 10.83 32.84 301 76 PEAK 2 5855.25 60.46 110.73 -50.27 45.90 36.57 10.83 32.84 301 76 PEAK 3 5924.63 51.83 68.48 -16.65 37.14 36.68 10.88 32.87 301 76 PEAK 4 5948.38 53.23 68.30 -15.07 38.47 36.72 10.92 32.88 301 76 PEAK	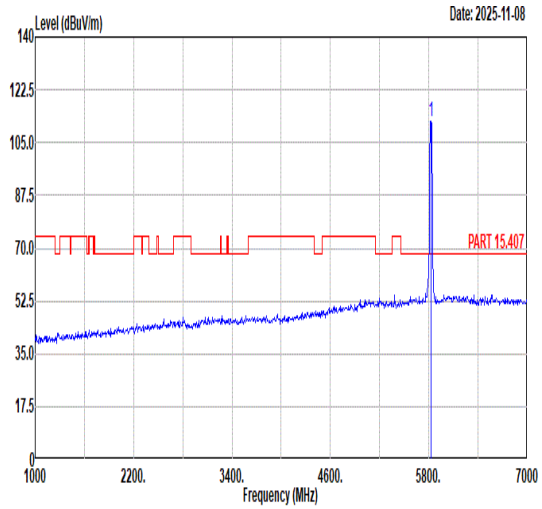 Freq Level Limit Line Margin (dB) Read Level Ant Factor Cable Loss Preamp Factor APos TPos Remark MHz dBuV/m dBuV/m dBuV dB/m dB dB cm deg 1 5825.00 112.18 ------ ------ 97.68 36.51 10.82 32.83 301 76 PEAK
Avg	Blank	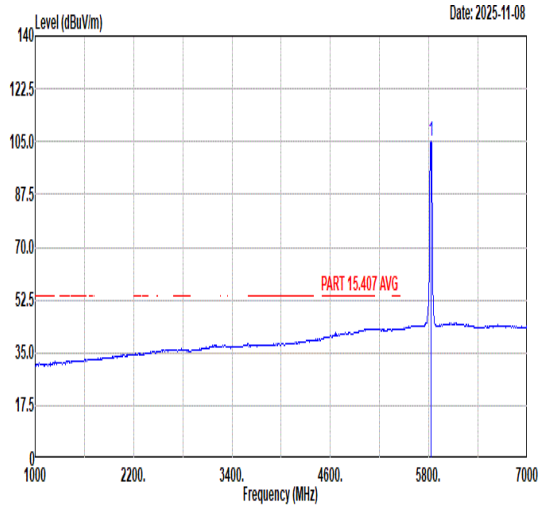 Freq Level Limit Line Margin (dB) Read Level Ant Factor Cable Loss Preamp Factor APos TPos Remark MHz dBuV/m dBuV/m dBuV dB/m dB dB cm deg 1 5825.00 104.90 ------ ------ 90.37 36.53 10.83 32.83 301 76 AVERAGE

Mode	188	
	Band Edge	
	U-NII-3_5.725-5.85_802.11n HT20_CH165_5825MHz	
ANT	9	
Pol.	Vertical	Fundamental
Peak	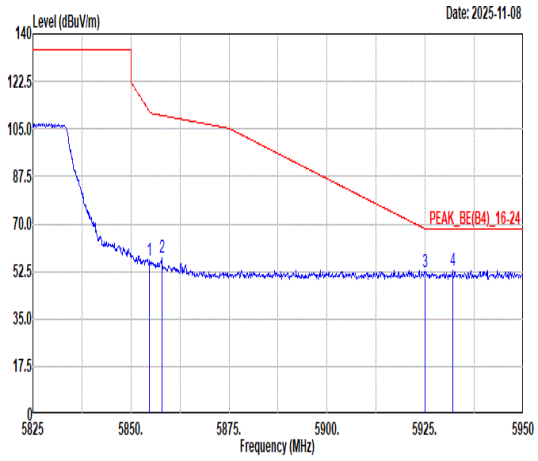 Freq Level Limit Line Margin (dB) Read Level Ant Factor Cable Loss Preamp Factor APos TPos Remark MHz dBuV/m dBuV/m dBuV dB/m dB dB cm deg 1 5854.75 56.51 111.37 -54.86 41.95 36.57 10.83 32.84 303 167 PEAK 2 5857.88 57.70 109.99 -52.29 43.14 36.57 10.83 32.84 303 167 PEAK 3 5925.00 52.31 68.20 -15.89 37.61 36.68 10.89 32.87 303 167 PEAK 4 5932.00 52.92 68.30 -15.38 38.20 36.69 10.90 32.87 303 167 PEAK	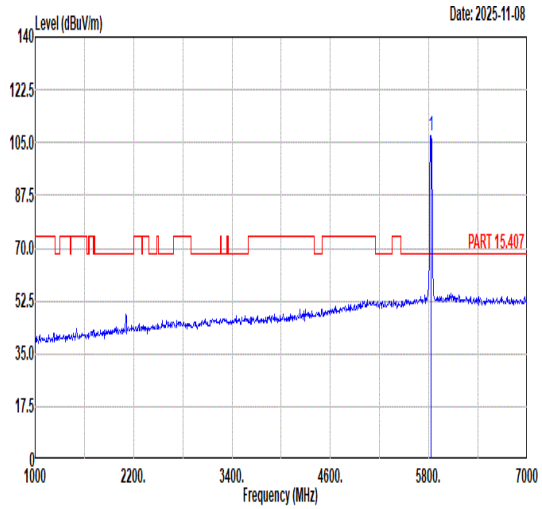 Freq Level Limit Line Margin (dB) Read Level Ant Factor Cable Loss Preamp Factor APos TPos Remark MHz dBuV/m dBuV/m dBuV dB/m dB dB cm deg 1 5825.00 107.40 ------ ------ 92.88 36.52 10.83 32.83 303 167 PEAK
Avg	Blank	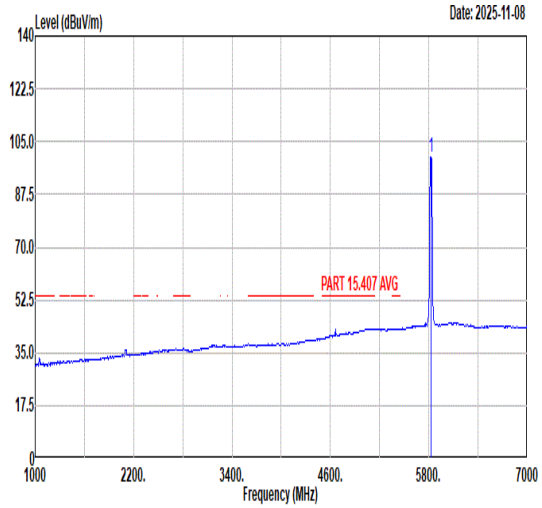 Freq Level Limit Line Margin (dB) Read Level Ant Factor Cable Loss Preamp Factor APos TPos Remark MHz dBuV/m dBuV/m dBuV dB/m dB dB cm deg 1 5825.00 100.10 ------ ------ 85.60 36.51 10.82 32.83 303 167 AVERAGE

Mode	188	
	Harmonic	
	U-NII-3_5.725-5.85_802.11n HT20_CH165_5825MHz	
ANT	9	
Pol.	Horizontal	Vertical
Peak Avg	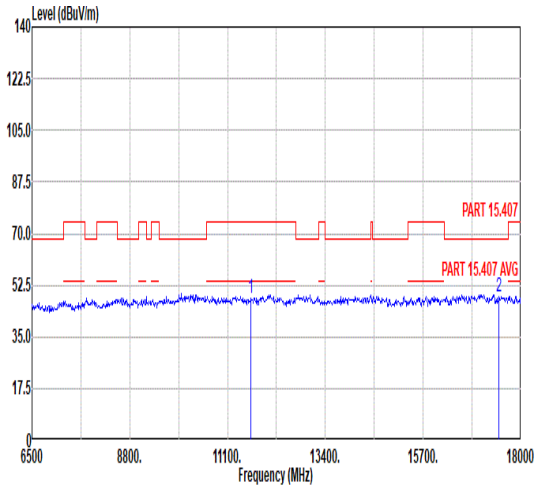 Freq Level Limit Line Margin Read Level Ant Factor Cable Loss Preamp Factor APos TPos Remark MHz dBuV/m dBuV/m dB dBuV dB/m dB dB cm deg 1 11650.00 47.89 74.00 -26.11 44.70 38.35 15.02 50.18 --- --- Peak 2 17475.00 48.52 68.30 -19.78 41.25 42.85 17.96 53.54 --- --- Peak	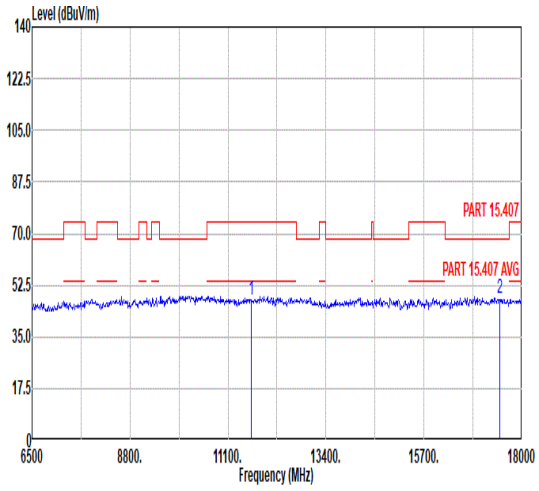 Freq Level Limit Line Margin Read Level Ant Factor Cable Loss Preamp Factor APos TPos Remark MHz dBuV/m dBuV/m dB dBuV dB/m dB dB cm deg 1 11650.00 47.76 74.00 -26.24 44.57 38.35 15.02 50.18 --- --- Peak 2 17475.00 48.29 68.30 -20.01 41.02 42.85 17.96 53.54 --- --- Peak

Mode	189	
	Band Edge - L	
	U-NII-3_5.725-5.85_802.11n HT40_CH151_5755MHz	
ANT	9	
Pol.	Horizontal	Fundamental
Peak	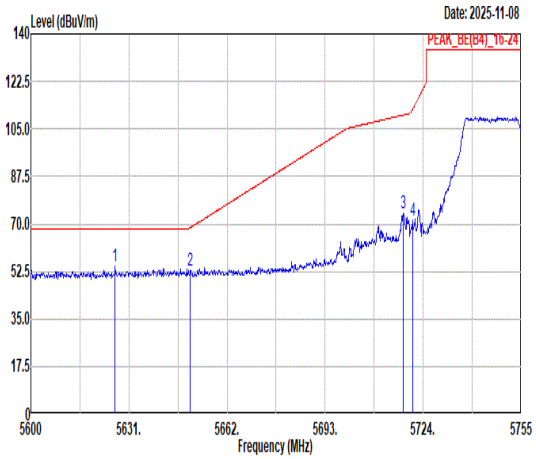 Freq Level Limit Line Margin (dB) Read Level Ant Factor Cable Loss Preamp Factor APos TPos Remark MHz dBuV/m dBuV/m dBuV dB/m dB dB cm deg 1 5626.66 54.28 68.30 -14.02 40.08 36.20 10.75 32.75 306 69 PEAK 2 5650.38 52.89 68.58 -15.69 38.60 36.24 10.81 32.76 306 69 PEAK 3 5717.80 74.16 110.18 -36.02 59.72 36.35 10.88 32.79 306 69 PEAK 4 5720.59 71.08 112.15 -41.07 56.64 36.35 10.88 32.79 306 69 PEAK	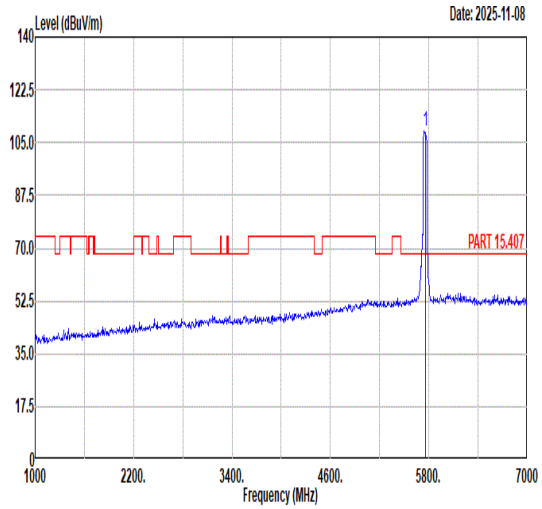 Freq Level Limit Line Margin (dB) Read Level Ant Factor Cable Loss Preamp Factor APos TPos Remark MHz dBuV/m dBuV/m dBuV dB/m dB dB cm deg 1 5755.00 109.03 ------ ------ 94.59 36.38 10.86 32.80 306 69 PEAK
Avg	Blank	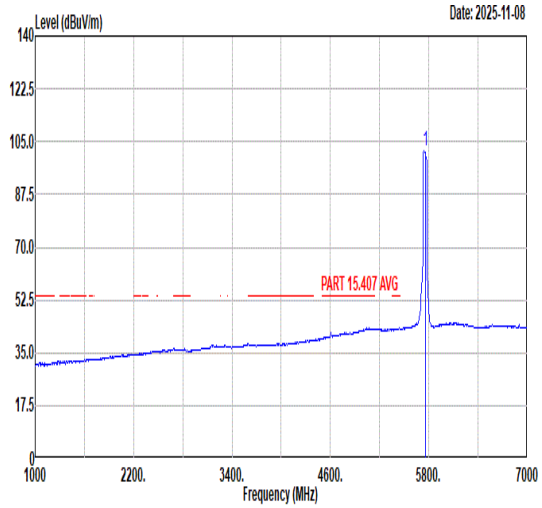 Freq Level Limit Line Margin (dB) Read Level Ant Factor Cable Loss Preamp Factor APos TPos Remark MHz dBuV/m dBuV/m dBuV dB/m dB dB cm deg 1 5755.00 101.81 ------ ------ 87.37 36.38 10.86 32.80 306 69 AVERAGE

Mode	189	
	Band Edge - R	
	U-NII-3_5.725-5.85_802.11n HT40_CH151_5755MHz	
ANT	9	
Pol.	Horizontal	Fundamental
Peak	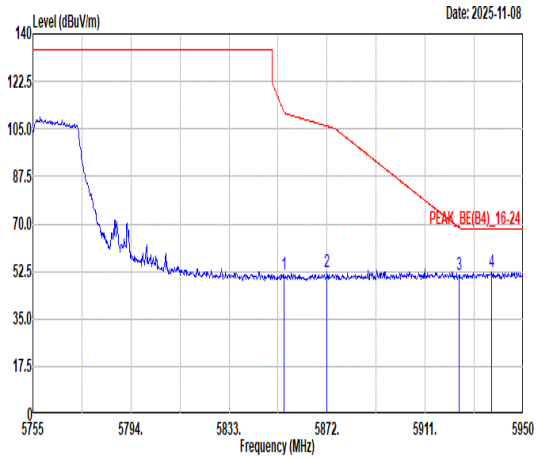 Freq Level Limit Line Margin (dB) Read Level Ant Factor Cable Loss Preamp Factor APos TPos Remark MHz dBuV/m dBuV/m dBuV dB/m dB dB cm deg 1 5854.84 51.32 111.17 -59.85 36.76 36.57 10.83 32.84 306 69 PEAK 2 5872.00 52.27 106.04 -53.77 37.68 36.60 10.84 32.85 306 69 PEAK 3 5924.46 51.46 68.60 -17.14 36.77 36.68 10.88 32.87 306 69 PEAK 4 5937.52 52.23 68.30 -16.07 37.50 36.70 10.91 32.88 306 69 PEAK	Blank

Mode	189	
	Band Edge - L	
	U-NII-3_5.725-5.85_802.11n HT40_CH151_5755MHz	
ANT	9	
Pol.	Vertical	Fundamental
Peak	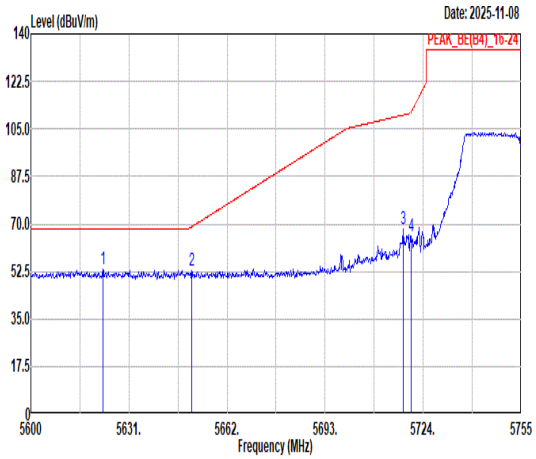 Freq Level Limit Line Margin (dB) Read Level Ant Factor Cable Loss Preamp Factor APos TPos Remark MHz dBuV/m dBuV/m dBuV dB/m dB dB cm deg 1 5622.79 53.16 68.30 -15.14 38.96 36.20 10.75 32.75 312 240 PEAK 2 5650.84 52.81 68.92 -16.11 38.52 36.24 10.81 32.76 312 240 PEAK 3 5717.65 67.89 110.14 -42.25 53.45 36.35 10.88 32.79 312 240 PEAK 4 5720.13 65.30 111.09 -45.79 50.86 36.35 10.88 32.79 312 240 PEAK	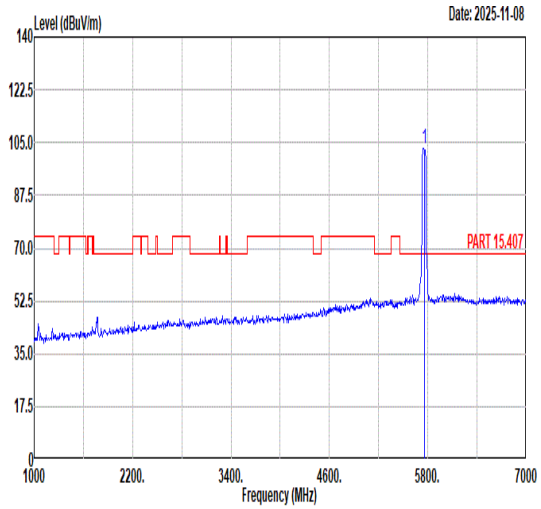 Freq Level Limit Line Margin (dB) Read Level Ant Factor Cable Loss Preamp Factor APos TPos Remark MHz dBuV/m dBuV/m dBuV dB/m dB dB cm deg 1 5755.00 103.26 ------ ------ 88.82 36.38 10.86 32.80 312 240 PEAK
Avg	Blank	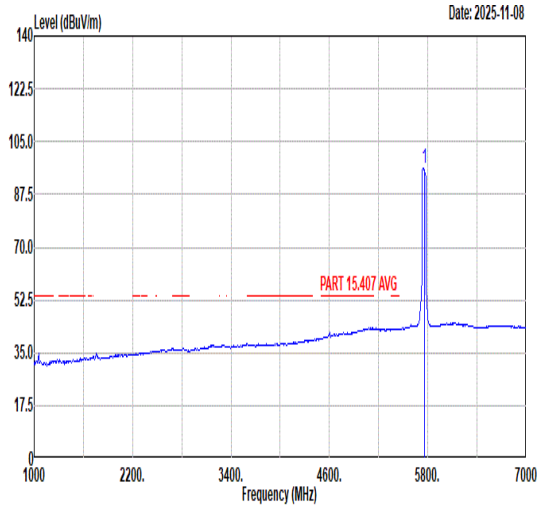 Freq Level Limit Line Margin (dB) Read Level Ant Factor Cable Loss Preamp Factor APos TPos Remark MHz dBuV/m dBuV/m dBuV dB/m dB dB cm deg 1 5755.00 96.31 ------ ------ 81.87 36.38 10.86 32.80 312 240 AVERAGE

Mode	189	
	Band Edge - R	
	U-NII-3_5.725-5.85_802.11n HT40_CH151_5755MHz	
ANT	9	
Pol.	Vertical	Fundamental
Peak	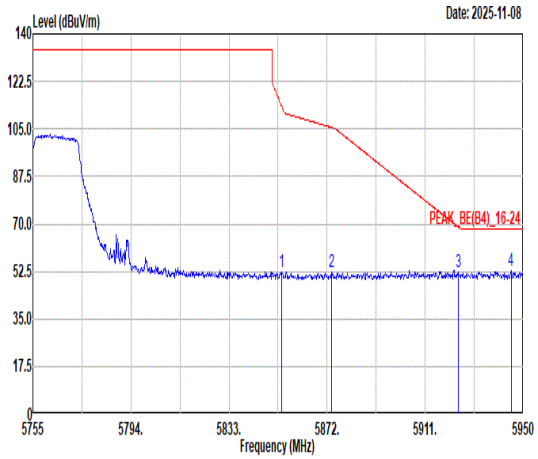 Freq Level Limit Line Margin (dB) Read Level Ant Factor Cable Loss Preamp Factor APos TPos Remark MHz dBuV/m dBuV/m dBuV dB/m dB dB cm deg 1 5854.06 52.07 112.94 -60.87 37.51 36.57 10.83 32.84 312 240 PEAK 2 5873.76 52.39 105.55 -53.16 37.80 36.60 10.84 32.85 312 240 PEAK 3 5924.07 52.08 68.89 -16.81 37.39 36.68 10.88 32.87 312 240 PEAK 4 5945.13 52.60 68.30 -15.70 37.85 36.71 10.92 32.88 312 240 PEAK	Blank

Mode	190	
	Band Edge - L	
	U-NII-3_5.725-5.85_802.11n HT40_CH159_5795MHz	
ANT	9	
Pol.	Horizontal	Fundamental
Peak	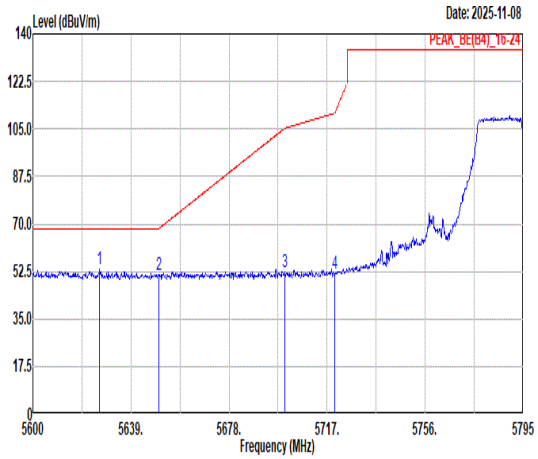 Freq Level Limit Line Margin (dB) Read Level Ant Factor Cable Loss Preamp Factor APos TPos Remark MHz dBuV/m dBuV/m dBuV dB/m dB dB cm deg 1 5626.52 53.58 68.30 -14.72 39.38 36.20 10.75 32.75 305 79 PEAK 2 5650.12 51.09 68.39 -17.30 36.80 36.24 10.81 32.76 305 79 PEAK 3 5700.23 52.19 105.26 -53.07 37.76 36.32 10.89 32.78 305 79 PEAK 4 5720.12 51.98 111.07 -59.09 37.54 36.35 10.88 32.79 305 79 PEAK	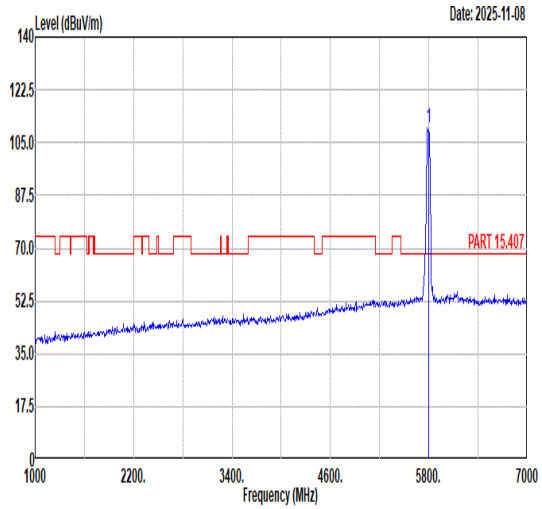 Freq Level Limit Line Margin (dB) Read Level Ant Factor Cable Loss Preamp Factor APos TPos Remark MHz dBuV/m dBuV/m dBuV dB/m dB dB cm deg 1 5795.00 109.73 ------ ------ 95.26 36.45 10.83 32.81 305 79 PEAK
Avg	Blank	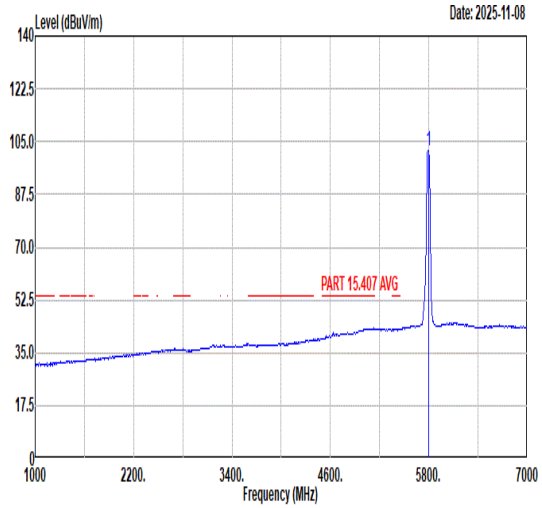 Freq Level Limit Line Margin (dB) Read Level Ant Factor Cable Loss Preamp Factor APos TPos Remark MHz dBuV/m dBuV/m dBuV dB/m dB dB cm deg 1 5795.00 101.79 ------ ------ 87.32 36.47 10.82 32.82 305 79 AVERAGE

Mode	190	
	Band Edge - R	
	U-NII-3_5.725-5.85_802.11n HT40_CH159_5795MHz	
ANT	9	
Pol.	Horizontal	Fundamental
Peak	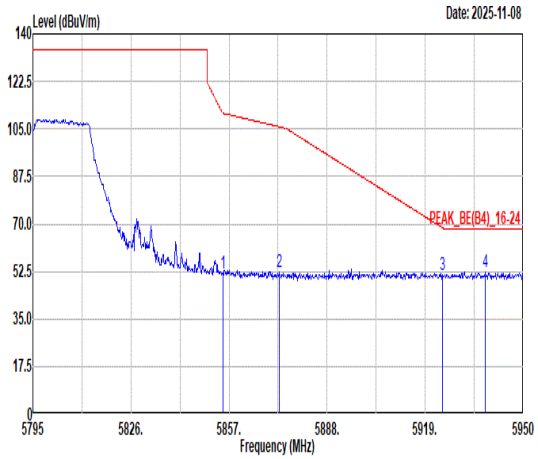 Freq Level Limit Line Margin (dB) Read Level Ant Factor Cable Loss Preamp Factor APos TPos Remark MHz dBuV/m dBuV/m dBuV dB/m dB dB cm deg 1 5854.99 51.71 110.83 -59.12 37.15 36.57 10.83 32.84 305 79 PEAK 2 5872.81 52.36 105.81 -53.45 37.77 36.60 10.84 32.85 305 79 PEAK 3 5924.58 51.37 68.51 -17.14 36.68 36.68 10.88 32.87 305 79 PEAK 4 5937.91 52.07 68.30 -16.23 37.34 36.70 10.91 32.88 305 79 PEAK	Blank

Mode	190	
	Band Edge - L	
	U-NII-3_5.725-5.85_802.11n HT40_CH159_5795MHz	
ANT	9	
Pol.	Vertical	Fundamental
Peak	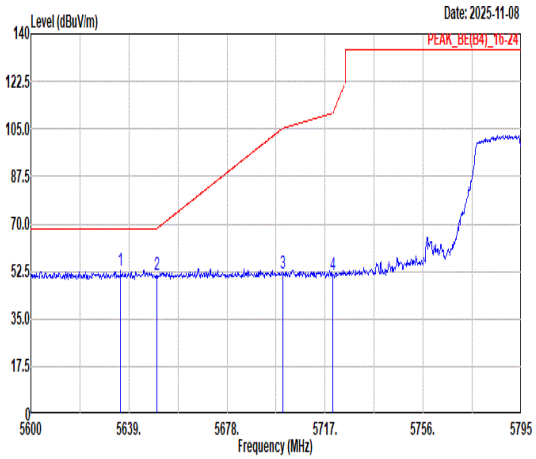 Freq Level Limit Line Margin (dB) Read Level Ant Factor Cable Loss Preamp Factor APos TPos Remark MHz dBuV/m dBuV/m dBuV dB/m dB dB cm deg 1 5635.69 52.85 68.30 -15.45 38.61 36.22 10.77 32.75 317 180 PEAK 2 5650.12 51.46 68.39 -16.93 37.17 36.24 10.81 32.76 317 180 PEAK 3 5700.04 51.95 105.21 -53.26 37.52 36.32 10.89 32.78 317 180 PEAK 4 5720.12 51.19 111.07 -59.88 36.75 36.35 10.88 32.79 317 180 PEAK	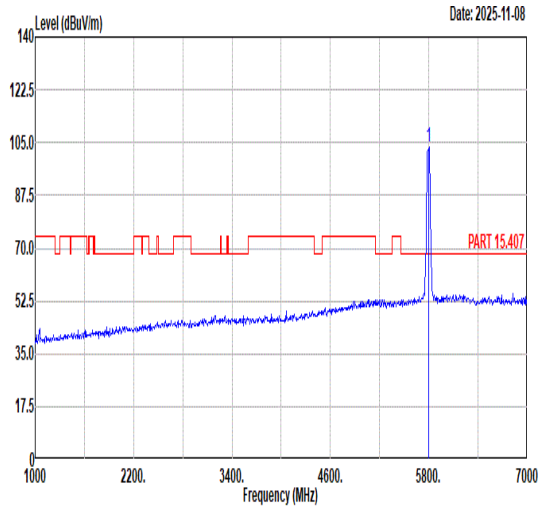 Freq Level Limit Line Margin (dB) Read Level Ant Factor Cable Loss Preamp Factor APos TPos Remark MHz dBuV/m dBuV/m dBuV dB/m dB dB cm deg 1 5795.00 103.59 ------ ------ 89.10 36.49 10.82 32.82 317 180 PEAK
Avg	Blank	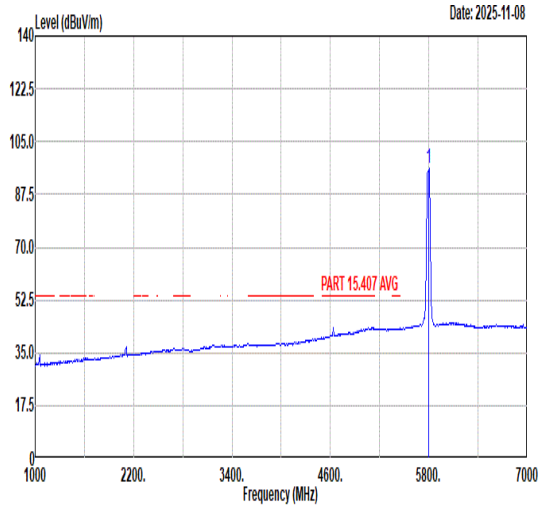 Freq Level Limit Line Margin (dB) Read Level Ant Factor Cable Loss Preamp Factor APos TPos Remark MHz dBuV/m dBuV/m dBuV dB/m dB dB cm deg 1 5795.00 96.40 ------ ------ 81.90 36.50 10.82 32.82 317 180 AVERAGE

Mode	190	
	Band Edge - R	
	U-NII-3_5.725-5.85_802.11n HT40_CH159_5795MHz	
ANT	9	
Pol.	Vertical	Fundamental
Peak	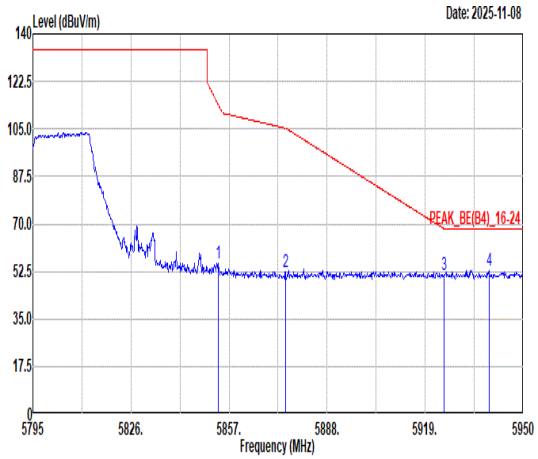 Freq Level Limit Line Margin (dB) Read Level Ant Factor Cable Loss Preamp Factor APos TPos Remark MHz dBuV/m dBuV/m dBuV dB/m dB dB cm deg 1 5853.59 55.43 114.01 -58.58 40.87 36.57 10.83 32.84 317 180 PEAK 2 5874.83 52.11 105.25 -53.14 37.52 36.60 10.84 32.85 317 180 PEAK 3 5924.89 50.99 68.28 -17.29 36.29 36.68 10.89 32.87 317 180 PEAK 4 5939.15 52.97 68.30 -15.33 38.24 36.70 10.91 32.88 317 180 PEAK	Blank

Mode	191	
	Band Edge - L	
	U-NII-3_5.725-5.85_802.11ac VHT80_CH155_5775MHz	
ANT	9	
Pol.	Horizontal	Fundamental
Peak	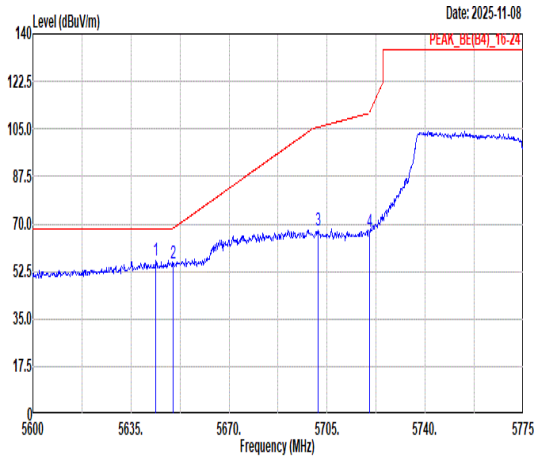 Freq Level Limit Line Margin (dB) Read Level Ant Factor Cable Loss Preamp Factor APos TPos Remark MHz dBuV/m dBuV/m dBuV dB/m dB dB cm deg 1 5643.93 56.72 68.30 -11.58 42.46 36.23 10.79 32.76 315 71 PEAK 2 5650.05 55.64 68.34 -12.70 41.35 36.24 10.81 32.76 315 71 PEAK 3 5701.68 67.50 105.67 -38.17 53.07 36.32 10.89 32.78 315 71 PEAK 4 5720.05 67.09 110.91 -43.82 52.65 36.35 10.88 32.79 315 71 PEAK	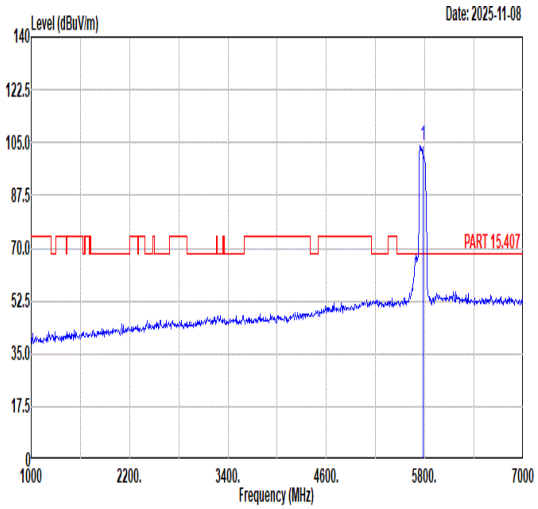 Freq Level Limit Line Margin (dB) Read Level Ant Factor Cable Loss Preamp Factor APos TPos Remark MHz dBuV/m dBuV/m dBuV dB/m dB dB cm deg 1 5775.00 103.82 ------ ------ 89.38 36.38 10.86 32.80 315 71 PEAK
Avg	Blank	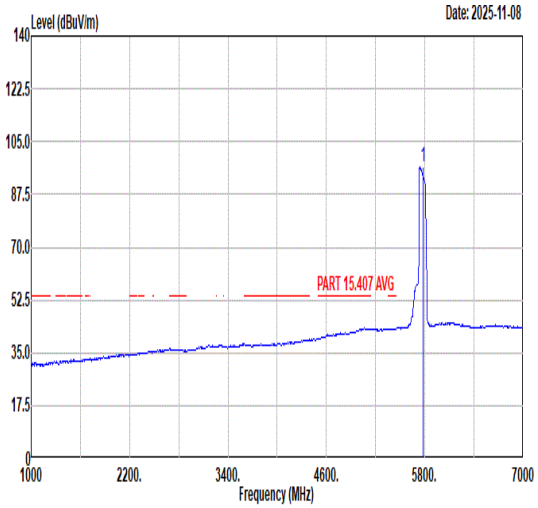 Freq Level Limit Line Margin (dB) Read Level Ant Factor Cable Loss Preamp Factor APos TPos Remark MHz dBuV/m dBuV/m dBuV dB/m dB dB cm deg 1 5775.00 96.48 ------ ------ 82.04 36.38 10.86 32.80 315 71 AVERAGE

Mode	191	
	Band Edge - R	
	U-NII-3_5.725-5.85_802.11ac VHT80_CH155_5775MHz	
ANT	9	
Pol.	Horizontal	Fundamental
Peak	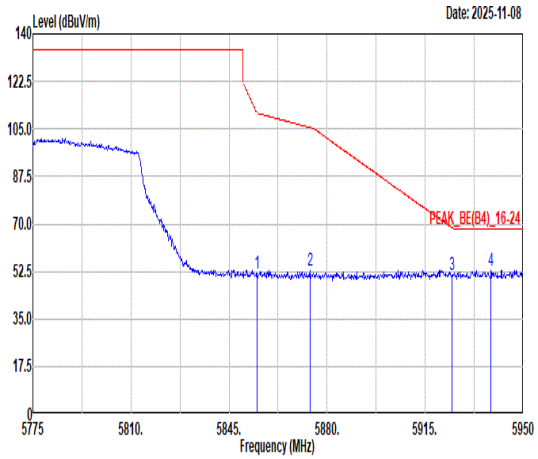 Freq Level Limit Line Margin (dB) Read Level Ant Factor Cable Loss Preamp Factor APos TPos Remark MHz dBuV/m dBuV/m dBuV dB/m dB dB cm deg 1 5854.98 51.95 110.86 -58.91 37.39 36.57 10.83 32.84 315 71 PEAK 2 5873.88 52.80 105.51 -52.71 38.21 36.60 10.84 32.85 315 71 PEAK 3 5924.63 51.38 68.48 -17.10 36.69 36.68 10.88 32.87 315 71 PEAK 4 5938.45 52.72 68.30 -15.58 37.99 36.70 10.91 32.88 315 71 PEAK	Blank

Mode	191	
	Band Edge - L	
	U-NII-3_5.725-5.85_802.11ac VHT80_CH155_5775MHz	
ANT	9	
Pol.	Vertical	Fundamental
Peak	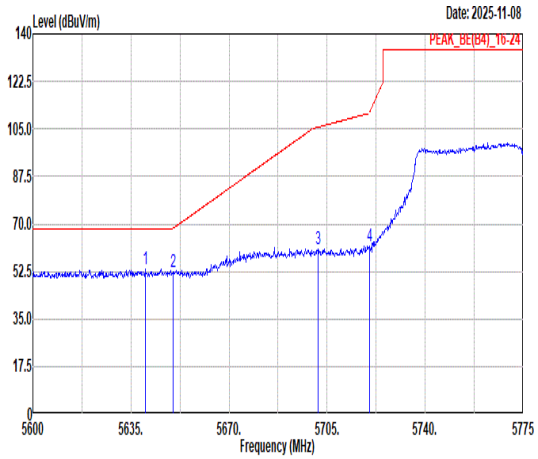 Freq Level Limit Line Margin (dB) Read Level Ant Factor Cable Loss Preamp Factor APos TPos Remark MHz dBuV/m dBuV/m dBuV dB/m dB dB cm deg 1 5640.08 53.37 68.30 -14.93 39.13 36.22 10.78 32.76 302 165 PEAK 2 5650.05 52.30 68.34 -16.04 38.01 36.24 10.81 32.76 302 165 PEAK 3 5701.85 60.62 105.72 -45.10 46.19 36.32 10.89 32.78 302 165 PEAK 4 5720.05 61.80 110.91 -49.11 47.36 36.35 10.88 32.79 302 165 PEAK	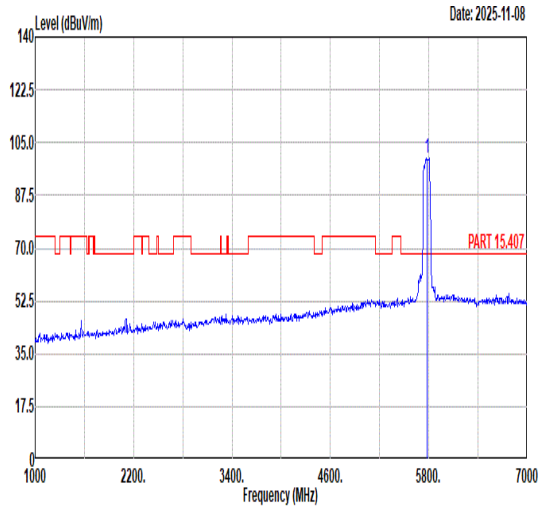 Freq Level Limit Line Margin (dB) Read Level Ant Factor Cable Loss Preamp Factor APos TPos Remark MHz dBuV/m dBuV/m dBuV dB/m dB dB cm deg 1 5775.00 99.65 ------ ------ 85.19 36.43 10.84 32.81 302 165 PEAK
Avg	Blank	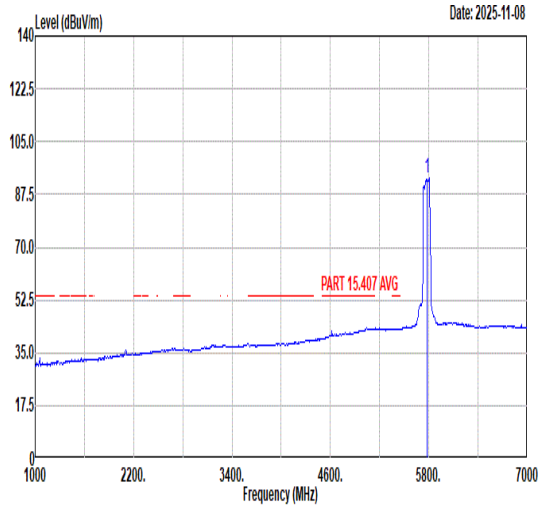 Freq Level Limit Line Margin (dB) Read Level Ant Factor Cable Loss Preamp Factor APos TPos Remark MHz dBuV/m dBuV/m dBuV dB/m dB dB cm deg 1 5775.00 92.85 ------ ------ 78.35 36.50 10.82 32.82 302 165 AVERAGE

Mode	191	
	Band Edge - R	
	U-NII-3_5.725-5.85_802.11ac VHT80_CH155_5775MHz	
ANT	9	
Pol.	Vertical	Fundamental
Peak	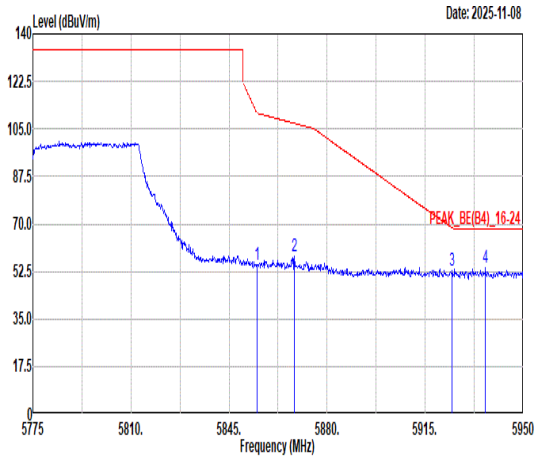 Freq Level Limit Line Margin (dB) Read Level Ant Factor Cable Loss Preamp Factor APos TPos Remark MHz dBuV/m dBuV/m dBuV dB/m dB dB cm deg 1 5854.98 55.17 110.86 -55.69 40.61 36.57 10.83 32.84 302 165 PEAK 2 5868.28 58.02 107.08 -49.06 43.45 36.59 10.83 32.85 302 165 PEAK 3 5924.63 52.84 68.48 -15.64 38.15 36.68 10.88 32.87 302 165 PEAK 4 5936.53 53.71 68.30 -14.59 38.98 36.70 10.90 32.87 302 165 PEAK	Blank

Mode	192	
	Band Edge	
	U-NII-3_5.725-5.85_802.11ax HE20_CH149_Full RU_5745MHz	
ANT	9	
Pol.	Horizontal	Fundamental
Peak	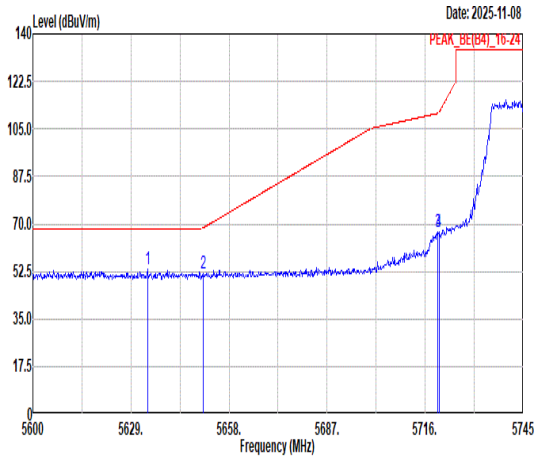 Freq Level Limit Line Margin (dB) Read Level Ant Factor Cable Loss Preamp Factor APos TPos Remark MHz dBuV/m dBuV/m dBuV dB/m dB dB cm deg 1 5633.93 53.38 68.30 -14.92 39.15 36.21 10.77 32.75 305 67 PEAK 2 5650.46 51.68 68.64 -16.96 37.39 36.24 10.81 32.76 305 67 PEAK 3 5719.63 66.94 110.70 -43.76 52.50 36.35 10.88 32.79 305 67 PEAK 4 5720.06 67.26 110.94 -43.68 52.82 36.35 10.88 32.79 305 67 PEAK	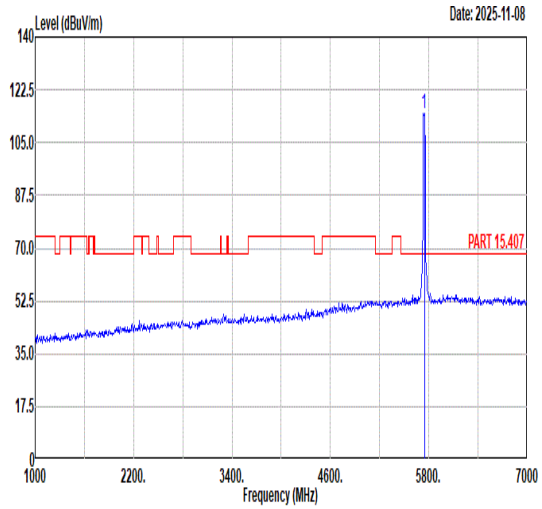 Freq Level Limit Line Margin (dB) Read Level Ant Factor Cable Loss Preamp Factor APos TPos Remark MHz dBuV/m dBuV/m dBuV dB/m dB dB cm deg 1 5745.00 114.58 ------ ------ 100.13 36.37 10.87 32.79 305 67 PEAK
Avg	Blank	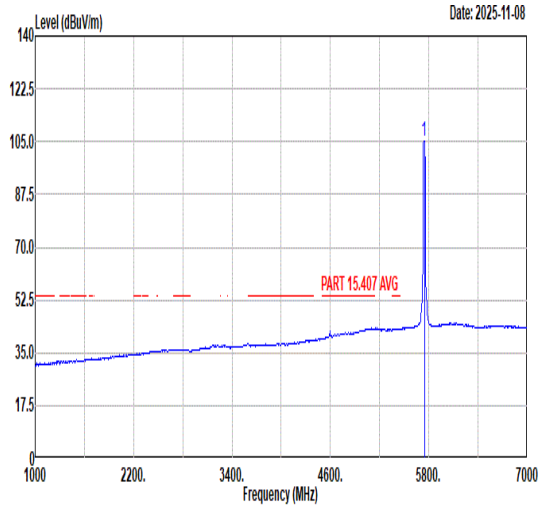 Freq Level Limit Line Margin (dB) Read Level Ant Factor Cable Loss Preamp Factor APos TPos Remark MHz dBuV/m dBuV/m dBuV dB/m dB dB cm deg 1 5745.00 104.99 ------ ------ 90.55 36.38 10.86 32.80 305 67 AVERAGE

Mode	192	
	Band Edge	
	U-NII-3_5.725-5.85_802.11ax HE20_CH149_Full RU_5745MHz	
ANT	9	
Pol.	Vertical	Fundamental
Peak	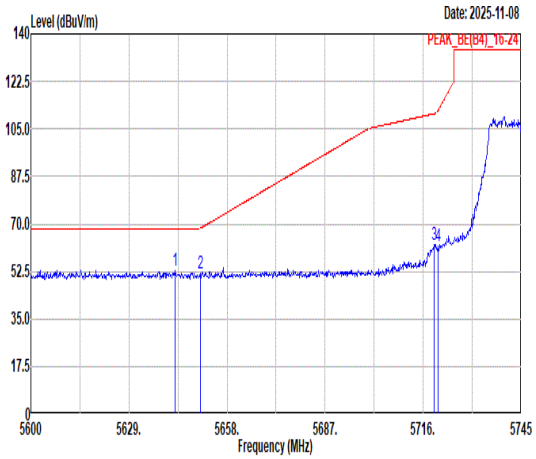 Freq Level Limit Line Margin (dB) Read Level Ant Factor Cable Loss Preamp Factor APos TPos Remark MHz dBuV/m dBuV/m dBuV dB/m dB dB cm deg 1 5642.63 52.86 68.30 -15.44 38.60 36.23 10.79 32.76 303 90 PEAK 2 5650.17 51.83 68.43 -16.60 37.54 36.24 10.81 32.76 303 90 PEAK 3 5719.34 62.41 110.61 -48.20 47.97 36.35 10.88 32.79 303 90 PEAK 4 5720.35 61.56 111.60 -50.04 47.12 36.35 10.88 32.79 303 90 PEAK	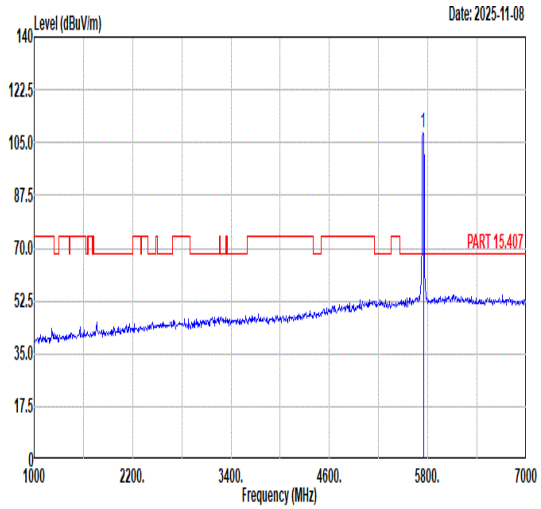 Freq Level Limit Line Margin (dB) Read Level Ant Factor Cable Loss Preamp Factor APos TPos Remark MHz dBuV/m dBuV/m dBuV dB/m dB dB cm deg 1 5745.00 108.37 ------ ------ 93.93 36.38 10.86 32.80 303 90 PEAK
Avg	Blank	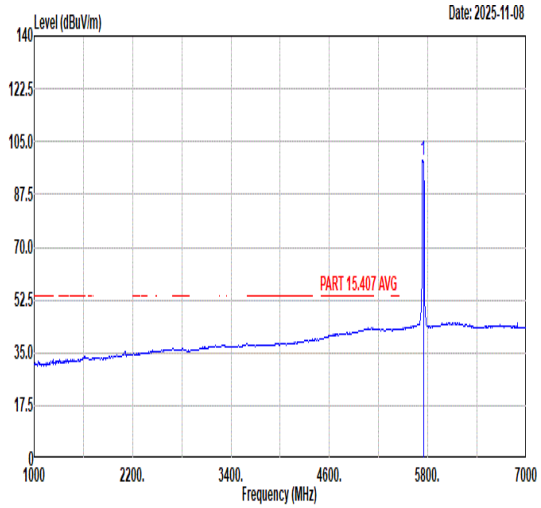 Freq Level Limit Line Margin (dB) Read Level Ant Factor Cable Loss Preamp Factor APos TPos Remark MHz dBuV/m dBuV/m dBuV dB/m dB dB cm deg 1 5745.00 98.86 ------ ------ 84.41 36.37 10.87 32.79 303 90 AVERAGE

Mode	192	
	Harmonic	
	U-NII-3_5.725-5.85_802.11ax HE20_CH149_Full RU_5745MHz	
ANT	9	
Pol.	Horizontal	Vertical
Peak Avg	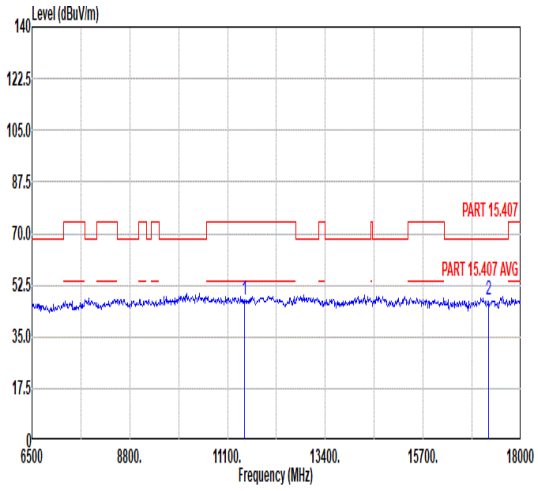 Freq Level Limit Line Margin Read Level Ant Factor Cable Loss Preamp Factor APos TPos Remark MHz dBuV/m dBuV/m dB dBuV dB/m dB dB cm deg 1 11490.00 47.58 74.00 -26.42 44.73 38.24 14.92 50.31 --- --- Peak 2 17235.00 47.55 68.30 -20.75 39.73 42.82 18.02 53.02 --- --- Peak	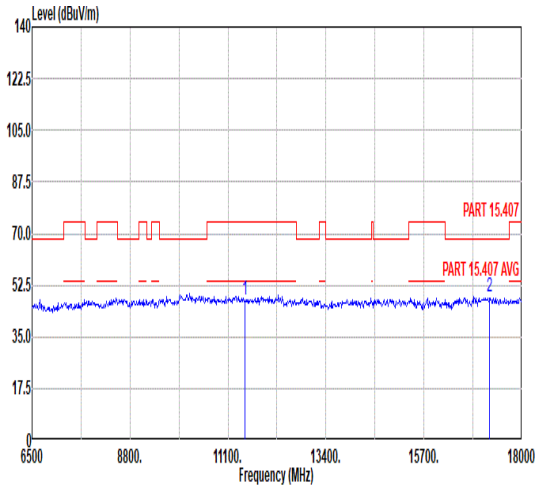 Freq Level Limit Line Margin Read Level Ant Factor Cable Loss Preamp Factor APos TPos Remark MHz dBuV/m dBuV/m dB dBuV dB/m dB dB cm deg 1 11490.00 47.58 74.00 -26.42 44.73 38.24 14.92 50.31 --- --- Peak 2 17235.00 48.50 68.30 -19.80 40.68 42.82 18.02 53.02 --- --- Peak

Mode	193	
	Harmonic	
	U-NII-3_5.725-5.85_802.11ax HE20_CH157_Full RU_5785MHz	
ANT	9	
Pol.	Horizontal	Vertical
Peak Avg	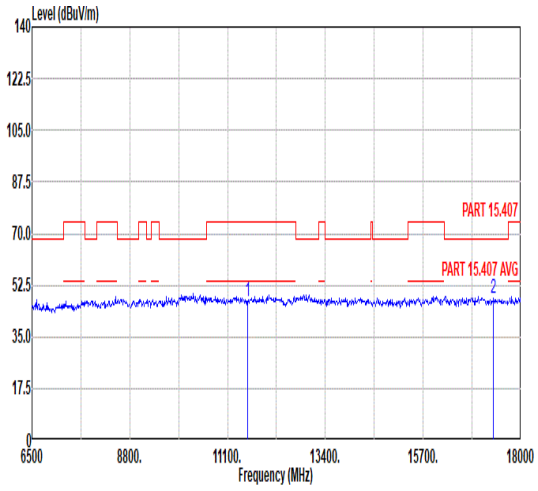 Freq Level Limit Line Margin Read Level Ant Factor Cable Loss Preamp Factor APos TPos Remark MHz dBuV/m dBuV/m dB dBuV dB/m dB dB cm deg 1 11570.00 47.12 74.00 -26.88 44.09 38.30 14.97 50.24 --- --- Peak 2 17355.00 47.81 68.30 -20.49 40.26 42.84 17.99 53.28 --- --- Peak	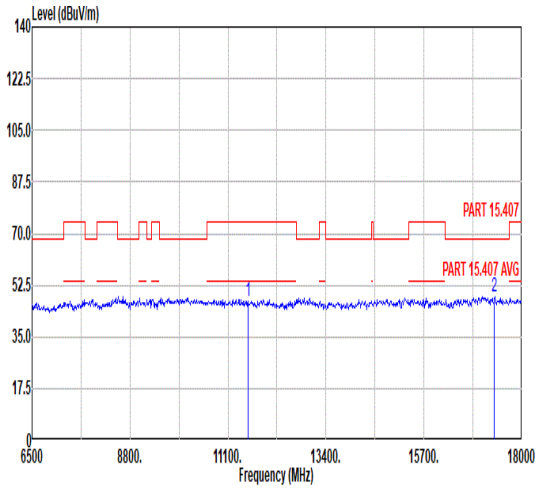 Freq Level Limit Line Margin Read Level Ant Factor Cable Loss Preamp Factor APos TPos Remark MHz dBuV/m dBuV/m dB dBuV dB/m dB dB cm deg 1 11570.00 47.15 74.00 -26.85 44.12 38.30 14.97 50.24 --- --- Peak 2 17355.00 48.48 68.30 -19.82 40.93 42.84 17.99 53.28 --- --- Peak

Mode	194	
	Band Edge	
	U-NII-3_5.725-5.85_802.11ax HE20_CH165_Full RU_5825MHz	
ANT	9	
Pol.	Horizontal	Fundamental
Peak	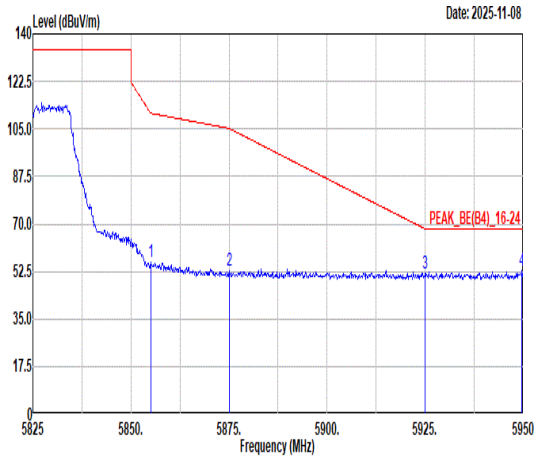 Freq Level Limit Line Margin (dB) Read Level Ant Factor Cable Loss Preamp Factor APos TPos Remark MHz dBuV/m dBuV/m dBuV dB/m dB dB cm deg 1 5855.00 55.83 110.80 -54.97 41.27 36.57 10.83 32.84 301 77 PEAK 2 5875.00 52.59 105.20 -52.61 38.00 36.60 10.84 32.85 301 77 PEAK 3 5925.00 51.57 68.20 -16.63 36.87 36.68 10.89 32.87 301 77 PEAK 4 5949.63 52.59 68.30 -15.71 37.83 36.72 10.92 32.88 301 77 PEAK	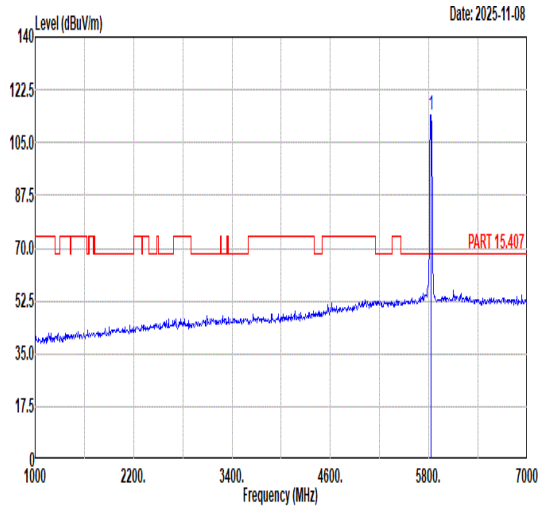 Freq Level Limit Line Margin (dB) Read Level Ant Factor Cable Loss Preamp Factor APos TPos Remark MHz dBuV/m dBuV/m dBuV dB/m dB dB cm deg 1 5825.00 114.28 ------ ------ 99.76 36.52 10.83 32.83 301 77 PEAK
Avg	Blank	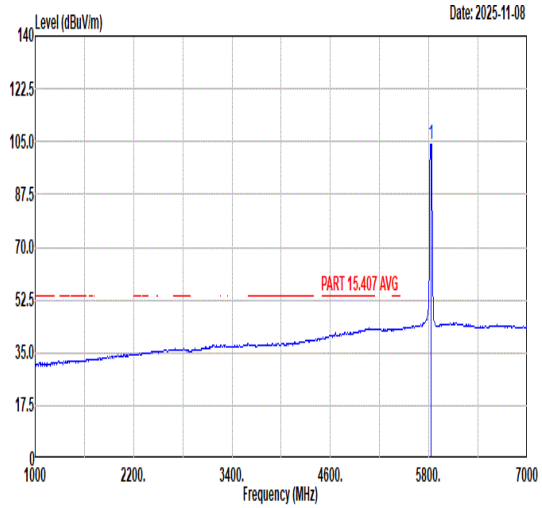 Freq Level Limit Line Margin (dB) Read Level Ant Factor Cable Loss Preamp Factor APos TPos Remark MHz dBuV/m dBuV/m dBuV dB/m dB dB cm deg 1 5825.00 104.22 ------ ------ 89.70 36.52 10.83 32.83 301 77 AVERAGE

Mode	194	
	Band Edge	
	U-NII-3_5.725-5.85_802.11ax HE20_CH165_Full RU_5825MHz	
ANT	9	
Pol.	Vertical	Fundamental
Peak	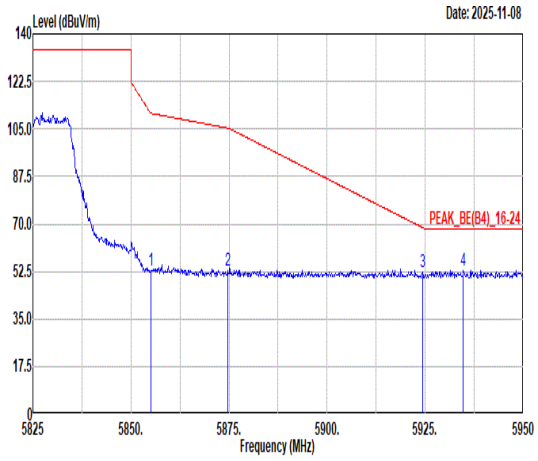 Freq Level Limit Line Margin (dB) Read Level Ant Factor Cable Loss Preamp Factor APos TPos Remark MHz dBuV/m dBuV/m dBuV dB/m dB dB cm deg 1 5855.00 52.72 110.80 -58.08 38.16 36.57 10.83 32.84 300 166 PEAK 2 5874.75 52.75 105.27 -52.52 38.16 36.60 10.84 32.85 300 166 PEAK 3 5924.38 52.56 68.66 -16.10 37.87 36.68 10.88 32.87 300 166 PEAK 4 5934.75 53.07 68.30 -15.23 38.34 36.70 10.90 32.87 300 166 PEAK	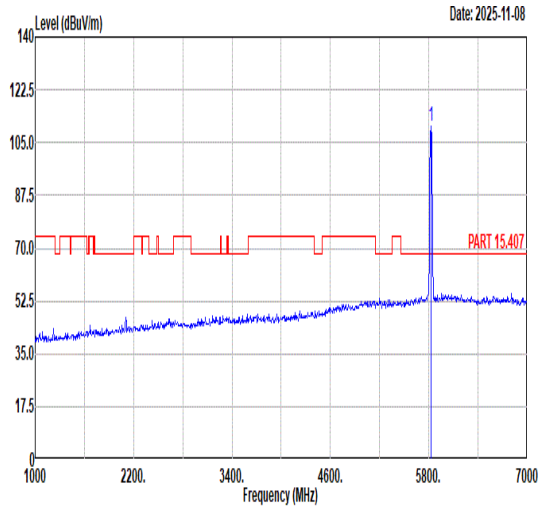 Freq Level Limit Line Margin (dB) Read Level Ant Factor Cable Loss Preamp Factor APos TPos Remark MHz dBuV/m dBuV/m dBuV dB/m dB dB cm deg 1 5825.00 110.33 ------ ------ 95.80 36.53 10.83 32.83 300 167 PEAK
Avg	Blank	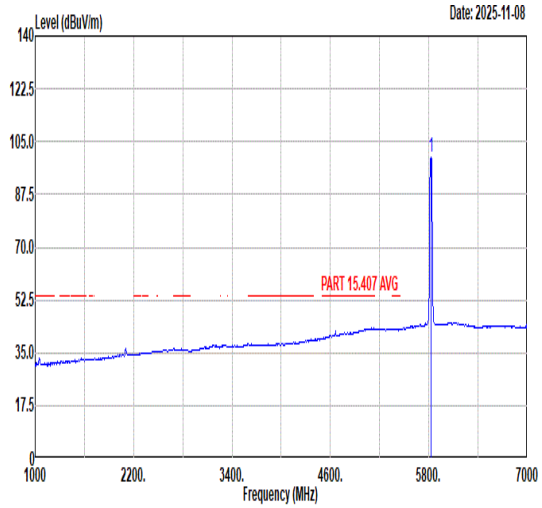 Freq Level Limit Line Margin (dB) Read Level Ant Factor Cable Loss Preamp Factor APos TPos Remark MHz dBuV/m dBuV/m dBuV dB/m dB dB cm deg 1 5825.00 100.04 ------ ------ 85.51 36.53 10.83 32.83 300 166 AVERAGE

Mode	194	
	Harmonic	
	U-NII-3_5.725-5.85_802.11ax HE20_CH165_Full RU_5825MHz	
ANT	9	
Pol.	Horizontal	Vertical
Peak Avg	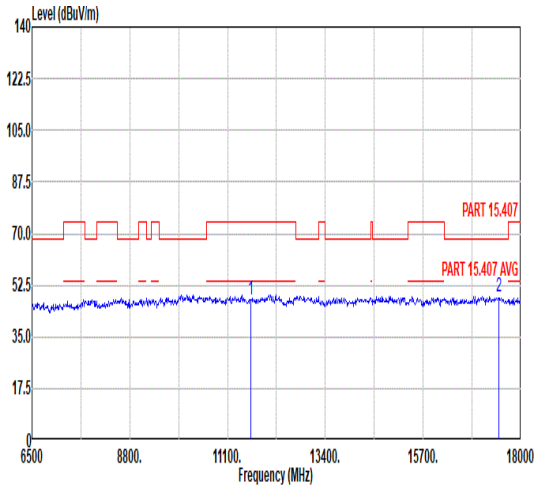 Freq Level Limit Line Margin Read Level Ant Factor Cable Loss Preamp Factor APos TPos Remark MHz dBuV/m dBuV/m dB dBuV dB/m dB dB cm deg 1 11650.00 47.72 74.00 -26.28 44.53 38.35 15.02 50.18 --- --- Peak 2 17475.00 48.74 68.30 -19.56 41.47 42.85 17.96 53.54 --- --- Peak	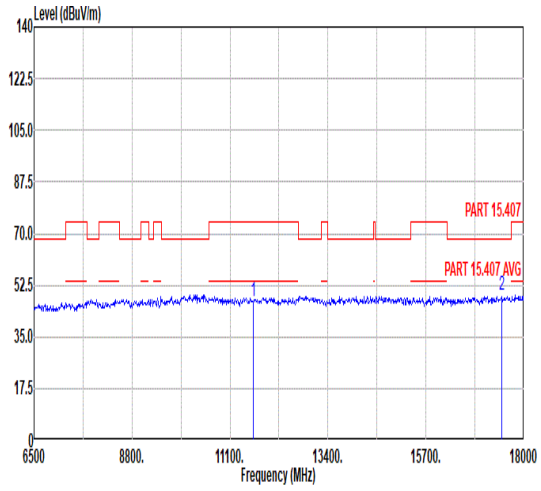 Freq Level Limit Line Margin Read Level Ant Factor Cable Loss Preamp Factor APos TPos Remark MHz dBuV/m dBuV/m dB dBuV dB/m dB dB cm deg 1 11650.00 47.25 74.00 -26.75 44.06 38.35 15.02 50.18 --- --- Peak 2 17475.00 48.99 68.30 -19.31 41.72 42.85 17.96 53.54 --- --- Peak

Mode	195	
	Band Edge - L	
	U-NII-3_5.725-5.85_802.11ax HE40_CH151_Full RU_5755MHz	
ANT	9	
Pol.	Horizontal	Fundamental
Peak	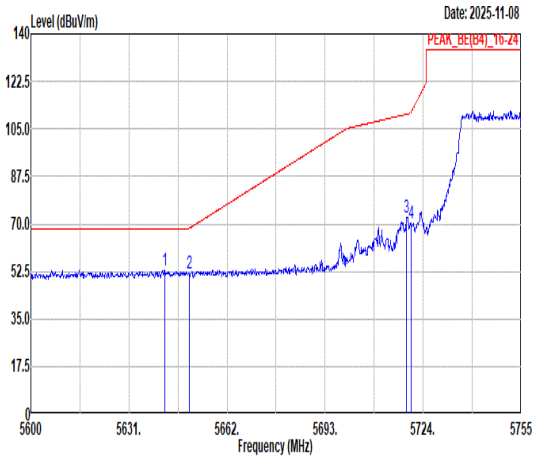 Freq Level Limit Line Margin (dB) Read Level Ant Factor Cable Loss Preamp Factor APos TPos Remark MHz dBuV/m dBuV/m dBuV dB/m dB dB cm deg 1 5642.32 52.99 68.30 -15.31 38.73 36.23 10.79 32.76 304 68 PEAK 2 5650.07 52.01 68.35 -16.34 37.72 36.24 10.81 32.76 304 68 PEAK 3 5718.73 72.57 110.44 -37.87 58.13 36.35 10.88 32.79 304 68 PEAK 4 5720.13 70.18 111.09 -40.91 55.74 36.35 10.88 32.79 304 68 PEAK	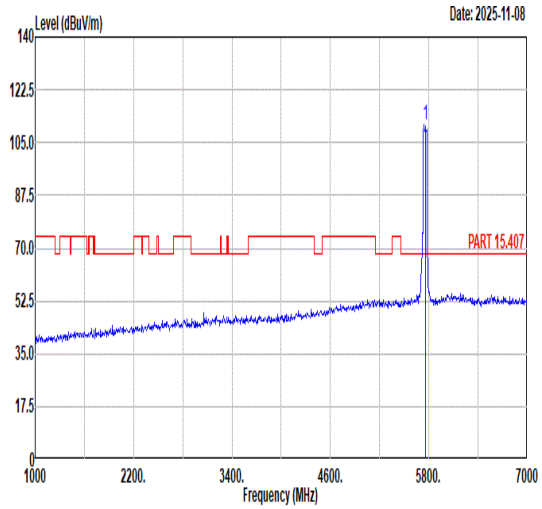 Freq Level Limit Line Margin (dB) Read Level Ant Factor Cable Loss Preamp Factor APos TPos Remark MHz dBuV/m dBuV/m dBuV dB/m dB dB cm deg 1 5755.00 110.70 ------ ------ 96.26 36.38 10.86 32.80 304 68 PEAK
Avg	Blank	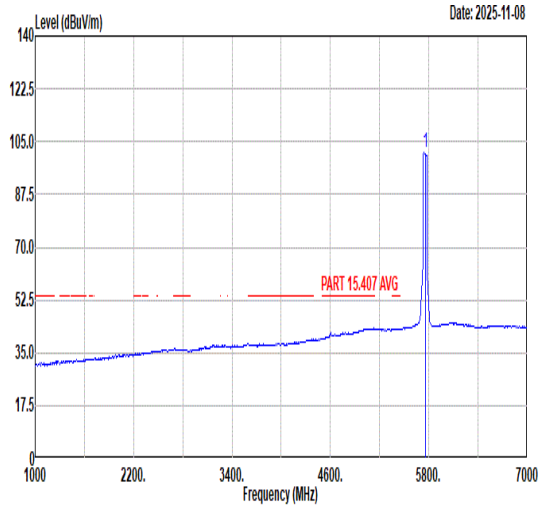 Freq Level Limit Line Margin (dB) Read Level Ant Factor Cable Loss Preamp Factor APos TPos Remark MHz dBuV/m dBuV/m dBuV dB/m dB dB cm deg 1 5755.00 101.26 ------ ------ 86.82 36.38 10.86 32.80 304 68 AVERAGE

Mode	195	
	Band Edge - R	
	U-NII-3_5.725-5.85_802.11ax HE40_CH151_Full RU_5755MHz	
ANT	9	
Pol.	Horizontal	Fundamental
Peak	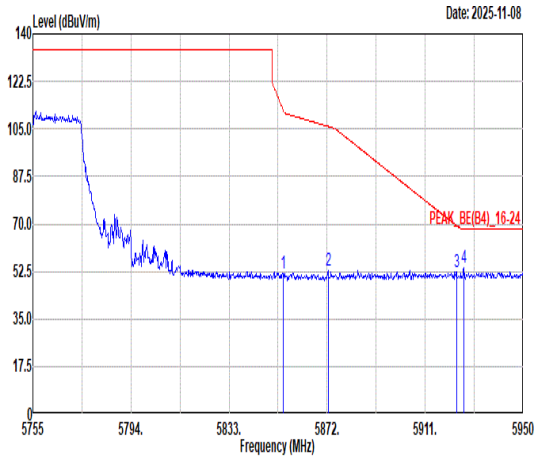 Freq Level Limit Line Margin (dB) Read Level Ant Factor Cable Loss Preamp Factor APos TPos Remark MHz dBuV/m dBuV/m dBuV dB/m dB dB cm deg 1 5854.45 51.53 112.05 -60.52 36.97 36.57 10.83 32.84 304 68 PEAK 2 5872.39 52.59 105.93 -53.34 38.00 36.60 10.84 32.85 304 68 PEAK 3 5923.48 52.30 69.32 -17.02 37.61 36.68 10.88 32.87 304 68 PEAK 4 5926.41 53.73 68.30 -14.57 39.03 36.68 10.89 32.87 304 68 PEAK	Blank

Mode	195	
	Band Edge - L	
	U-NII-3_5.725-5.85_802.11ax HE40_CH151_Full RU_5755MHz	
ANT	9	
Pol.	Vertical	Fundamental
Peak	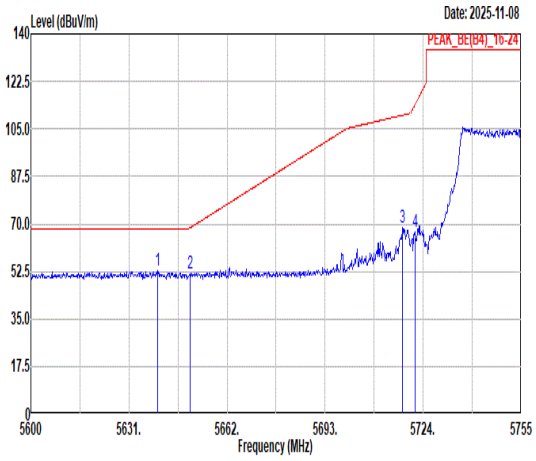 Freq Level Limit Line Margin (dB) Read Level Ant Factor Cable Loss Preamp Factor APos TPos Remark MHz dBuV/m dBuV/m dBuV dB/m dB dB cm deg 1 5639.99 52.57 68.30 -15.73 38.33 36.22 10.78 32.76 304 93 PEAK 2 5650.22 51.58 68.46 -16.88 37.29 36.24 10.81 32.76 304 93 PEAK 3 5717.49 68.77 110.10 -41.33 54.33 36.35 10.88 32.79 304 93 PEAK 4 5721.37 66.95 113.91 -46.96 52.51 36.35 10.88 32.79 304 93 PEAK	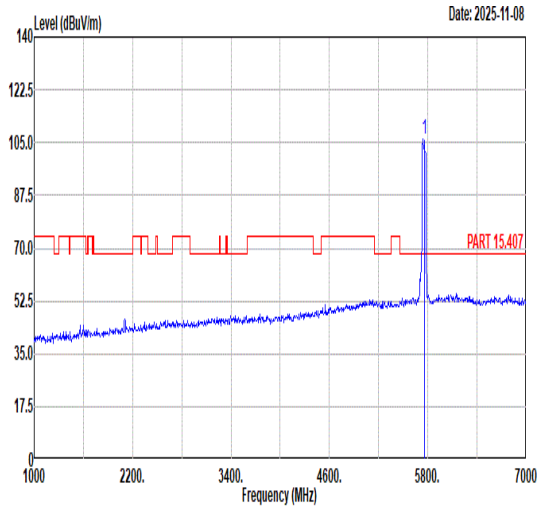 Freq Level Limit Line Margin (dB) Read Level Ant Factor Cable Loss Preamp Factor APos TPos Remark MHz dBuV/m dBuV/m dBuV dB/m dB dB cm deg 1 5755.00 106.08 ------ ------ 91.64 36.38 10.86 32.80 304 93 PEAK
Avg	Blank	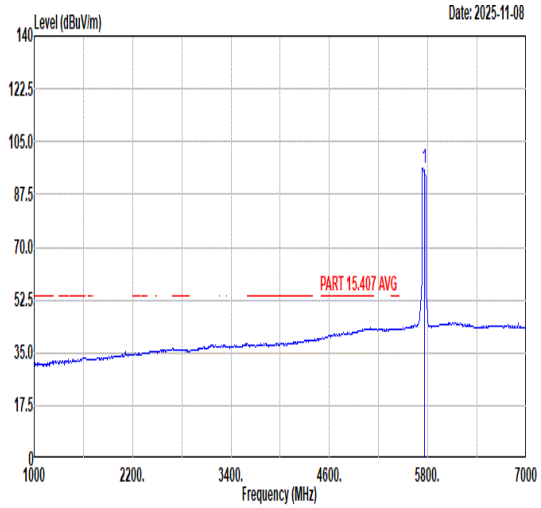 Freq Level Limit Line Margin (dB) Read Level Ant Factor Cable Loss Preamp Factor APos TPos Remark MHz dBuV/m dBuV/m dBuV dB/m dB dB cm deg 1 5755.00 96.05 ------ ------ 81.60 36.37 10.87 32.79 304 93 AVERAGE

Mode	195	
	Band Edge - R	
	U-NII-3_5.725-5.85_802.11ax HE40_CH151_Full RU_5755MHz	
ANT	9	
Pol.	Vertical	Fundamental
Peak	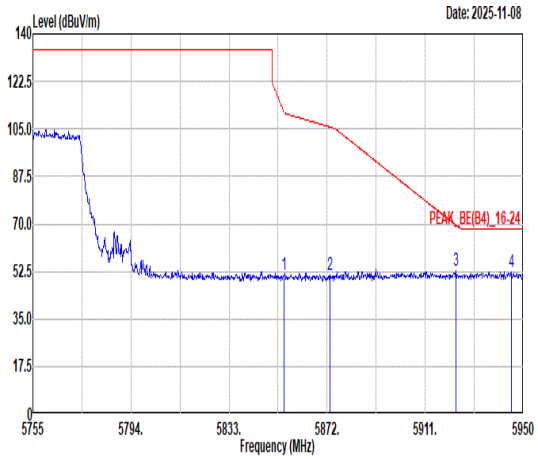 Freq Level Limit Line Margin (dB) Read Level Ant Factor Cable Loss Preamp Factor APos TPos Remark MHz dBuV/m dBuV/m dBuV dB/m dB dB cm deg 1 5854.84 51.00 111.17 -60.17 36.44 36.57 10.83 32.84 304 93 PEAK 2 5873.17 51.22 105.71 -54.49 36.63 36.60 10.84 32.85 304 93 PEAK 3 5923.29 52.67 69.46 -16.79 37.98 36.68 10.88 32.87 304 93 PEAK 4 5945.32 52.27 68.30 -16.03 37.52 36.71 10.92 32.88 304 93 PEAK	Blank

Mode	196	
	Band Edge - L	
	U-NII-3_5.725-5.85_802.11ax HE40_CH159_Full RU_5795MHz	
ANT	9	
Pol.	Horizontal	Fundamental
Peak	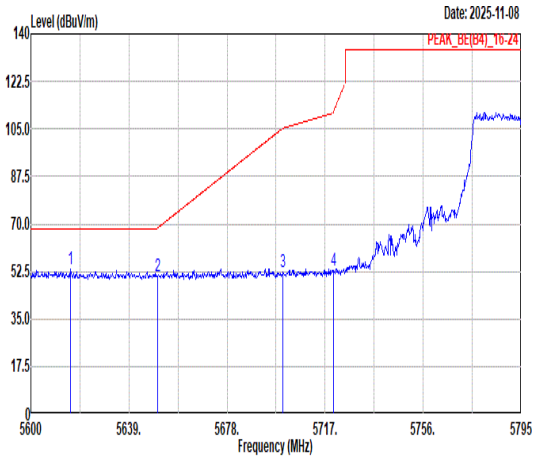 Freq Level Limit Line Margin (dB) Read Level Ant Factor Cable Loss Preamp Factor APos TPos Remark MHz dBuV/m dBuV/m dBuV dB/m dB dB cm deg 1 5615.80 53.18 68.30 -15.12 39.01 36.19 10.73 32.75 304 75 PEAK 2 5650.31 50.95 68.53 -17.58 36.66 36.24 10.81 32.76 304 75 PEAK 3 5700.23 52.09 105.26 -53.17 37.66 36.32 10.89 32.78 304 75 PEAK 4 5720.32 53.09 111.52 -58.43 38.65 36.35 10.88 32.79 304 75 PEAK	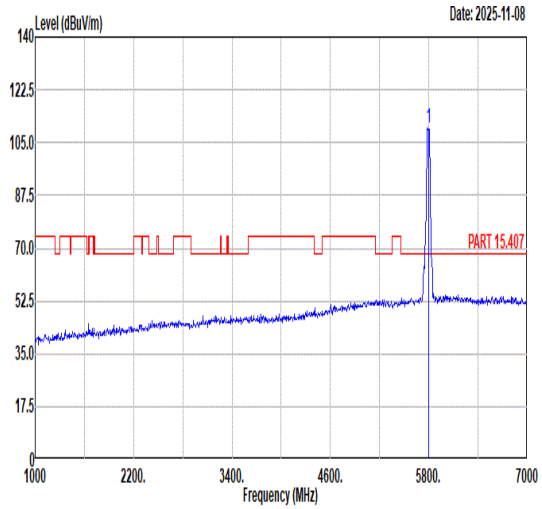 Freq Level Limit Line Margin (dB) Read Level Ant Factor Cable Loss Preamp Factor APos TPos Remark MHz dBuV/m dBuV/m dBuV dB/m dB dB cm deg 1 5795.00 109.87 ------ ------ 95.40 36.45 10.83 32.81 304 75 PEAK
Avg	Blank	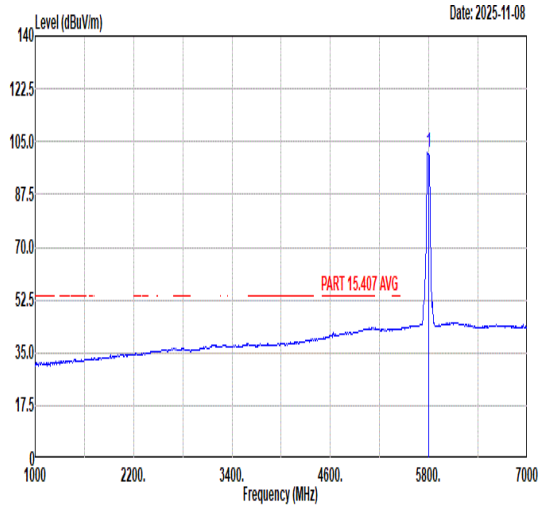 Freq Level Limit Line Margin (dB) Read Level Ant Factor Cable Loss Preamp Factor APos TPos Remark MHz dBuV/m dBuV/m dBuV dB/m dB dB cm deg 1 5795.00 101.30 ------ ------ 86.84 36.44 10.83 32.81 304 75 AVERAGE

Mode	196	
	Band Edge - R	
	U-NII-3_5.725-5.85_802.11ax HE40_CH159_Full RU_5795MHz	
ANT	9	
Pol.	Horizontal	Fundamental
Peak	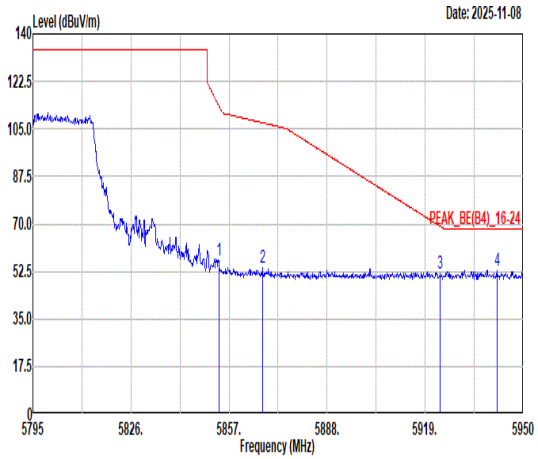 Freq Level Limit Line Margin (dB) Read Level Ant Factor Cable Loss Preamp Factor APos TPos Remark MHz dBuV/m dBuV/m dBuV dB/m dB dB cm deg 1 5853.75 56.50 113.66 -57.16 41.94 36.57 10.83 32.84 304 75 PEAK 2 5867.54 53.85 107.29 -53.44 39.28 36.59 10.83 32.85 304 75 PEAK 3 5923.81 51.74 69.08 -17.34 37.05 36.68 10.88 32.87 304 75 PEAK 4 5941.63 52.95 68.30 -15.35 38.21 36.71 10.91 32.88 304 75 PEAK	Blank

Mode	196	
	Band Edge - L	
	U-NII-3_5.725-5.85_802.11ax HE40_CH159_Full RU_5795MHz	
ANT	9	
Pol.	Vertical	Fundamental
Peak	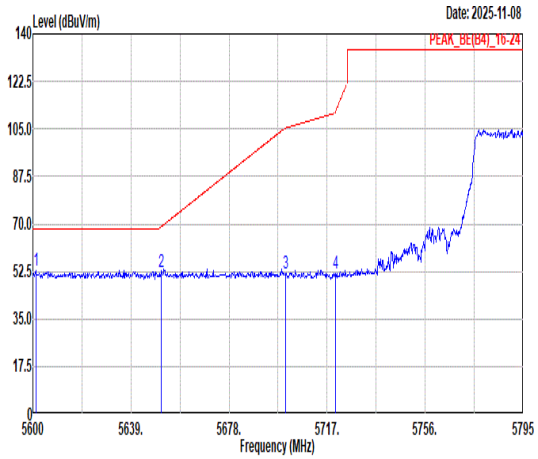 Freq Level Limit Line Margin (dB) Read Level Ant Factor Cable Loss Preamp Factor APos TPos Remark MHz dBuV/m dBuV/m dBuV dB/m dB dB cm deg 1 5601.17 52.80 68.30 -15.50 38.68 36.16 10.70 32.74 323 160 PEAK 2 5650.90 52.47 68.96 -16.49 38.18 36.24 10.81 32.76 323 160 PEAK 3 5700.62 51.82 105.37 -53.55 37.39 36.32 10.89 32.78 323 160 PEAK 4 5720.32 51.71 111.52 -59.81 37.27 36.35 10.88 32.79 323 160 PEAK	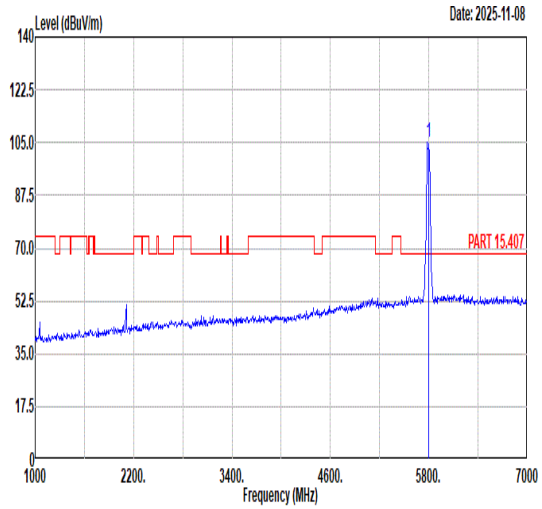 Freq Level Limit Line Margin (dB) Read Level Ant Factor Cable Loss Preamp Factor APos TPos Remark MHz dBuV/m dBuV/m dBuV dB/m dB dB cm deg 1 5795.00 104.97 ------ ------ 90.51 36.44 10.83 32.81 323 160 PEAK
Avg	Blank	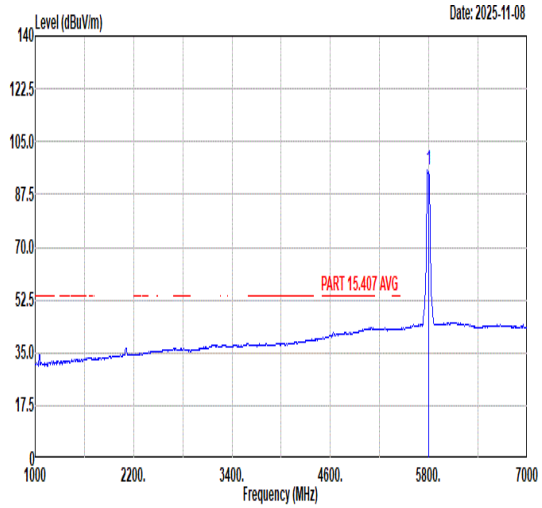 Freq Level Limit Line Margin (dB) Read Level Ant Factor Cable Loss Preamp Factor APos TPos Remark MHz dBuV/m dBuV/m dBuV dB/m dB dB cm deg 1 5795.00 95.45 ------ ------ 80.99 36.44 10.83 32.81 323 160 AVERAGE

Mode	196	
	Band Edge - R	
	U-NII-3_5.725-5.85_802.11ax HE40_CH159_Full RU_5795MHz	
ANT	9	
Pol.	Vertical	Fundamental
Peak	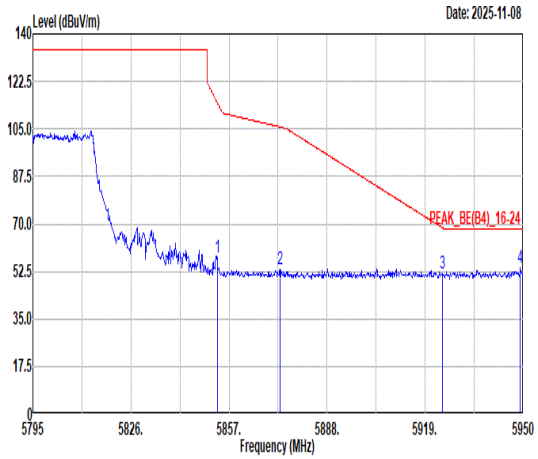 Freq Level Limit Line Margin (dB) Read Level Ant Factor Cable Loss Preamp Factor APos TPos Remark MHz dBuV/m dBuV/m dBuV dB/m dB dB cm deg 1 5853.28 57.61 114.72 -57.11 43.05 36.57 10.83 32.84 323 160 PEAK 2 5873.12 53.33 105.73 -52.40 38.74 36.60 10.84 32.85 323 160 PEAK 3 5924.43 51.85 68.62 -16.77 37.16 36.68 10.88 32.87 323 160 PEAK 4 5949.07 53.94 68.30 -14.36 39.18 36.72 10.92 32.88 323 160 PEAK	Blank

Mode	197	
	Band Edge - L	
	U-NII-3_5.725-5.85_802.11ax HE80_CH155_Full RU_5775MHz	
ANT	9	
Pol.	Horizontal	Fundamental
Peak	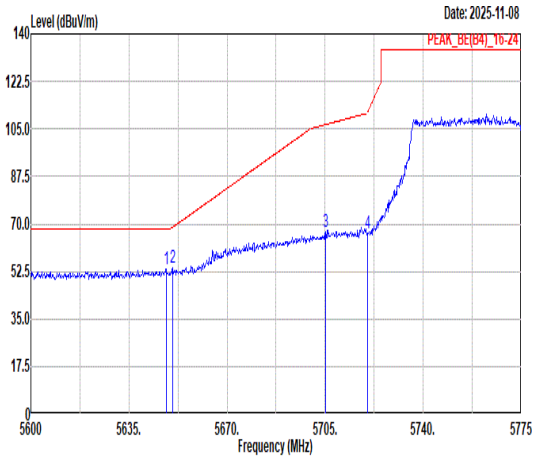 Freq Level Limit Line Margin (dB) Read Level Ant Factor Cable Loss Preamp Factor APos TPos Remark MHz dBuV/m dBuV/m dBuV dB/m dB dB cm deg 1 5648.30 53.24 68.30 -15.06 38.96 36.24 10.80 32.76 306 78 PEAK 2 5650.58 53.66 68.73 -15.07 39.37 36.24 10.81 32.76 306 78 PEAK 3 5705.18 67.30 106.65 -39.35 52.86 36.33 10.89 32.78 306 78 PEAK 4 5720.05 66.52 110.91 -44.39 52.08 36.35 10.88 32.79 306 78 PEAK	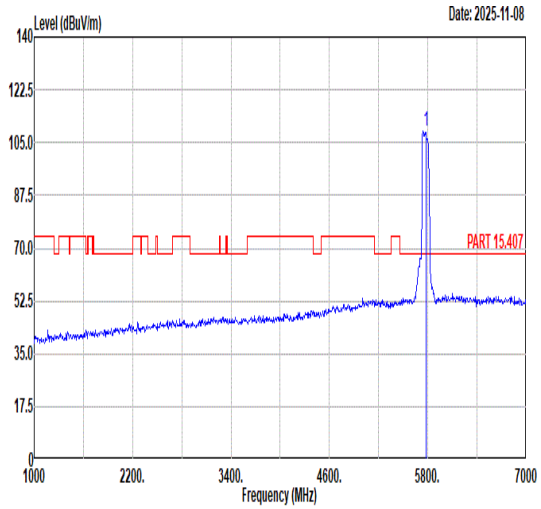 Freq Level Limit Line Margin (dB) Read Level Ant Factor Cable Loss Preamp Factor APos TPos Remark MHz dBuV/m dBuV/m dBuV dB/m dB dB cm deg 1 5775.00 108.88 ------ ------ 94.44 36.38 10.86 32.80 306 78 PEAK
Avg	Blank	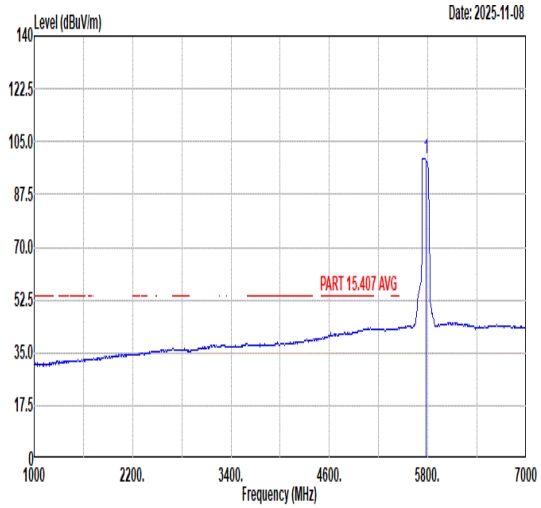 Freq Level Limit Line Margin (dB) Read Level Ant Factor Cable Loss Preamp Factor APos TPos Remark MHz dBuV/m dBuV/m dBuV dB/m dB dB cm deg 1 5775.00 99.54 ------ ------ 85.08 36.41 10.85 32.80 306 78 AVERAGE

Mode	197	
	Band Edge - R	
	U-NII-3_5.725-5.85_802.11ax HE80_CH155_Full RU_5775MHz	
ANT	9	
Pol.	Horizontal	Fundamental
Peak	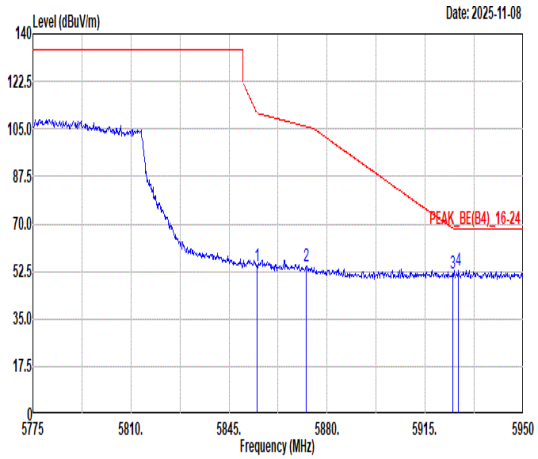 Freq Level Limit Line Margin (dB) Read Level Ant Factor Cable Loss Preamp Factor APos TPos Remark MHz dBuV/m dBuV/m dBuV dB/m dB dB cm deg 1 5854.98 54.49 110.86 -56.37 39.93 36.57 10.83 32.84 306 78 PEAK 2 5872.48 54.67 105.91 -51.24 40.08 36.60 10.84 32.85 306 78 PEAK 3 5924.80 51.98 68.35 -16.37 37.28 36.68 10.89 32.87 306 78 PEAK 4 5926.90 52.85 68.30 -15.45 38.15 36.68 10.89 32.87 306 78 PEAK	Blank

Mode	197	
	Band Edge - L	
	U-NII-3_5.725-5.85_802.11ax HE80_CH155_Full RU_5775MHz	
ANT	9	
Pol.	Vertical	Fundamental
Peak	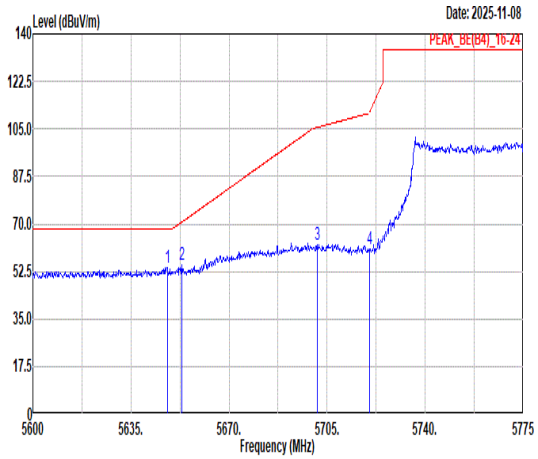 Freq Level Limit Line Margin (dB) Read Level Ant Factor Cable Loss Preamp Factor APos TPos Remark MHz dBuV/m dBuV/m dBuV dB/m dB dB cm deg 1 5647.95 53.88 68.30 -14.42 39.60 36.24 10.80 32.76 318 178 PEAK 2 5653.03 54.83 70.54 -15.71 40.54 36.24 10.81 32.76 318 178 PEAK 3 5701.50 62.59 105.62 -43.03 48.16 36.32 10.89 32.78 318 178 PEAK 4 5720.05 60.74 110.91 -50.17 46.30 36.35 10.88 32.79 318 178 PEAK	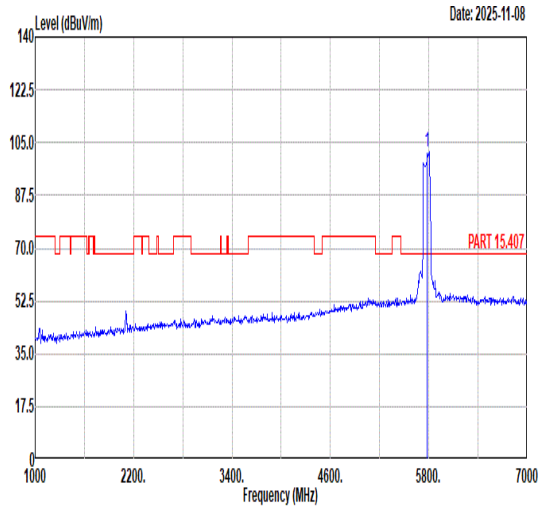 Freq Level Limit Line Margin (dB) Read Level Ant Factor Cable Loss Preamp Factor APos TPos Remark MHz dBuV/m dBuV/m dBuV dB/m dB dB cm deg 1 5775.00 102.08 ------ ------ 87.59 36.49 10.82 32.82 318 178 PEAK
Avg	Blank	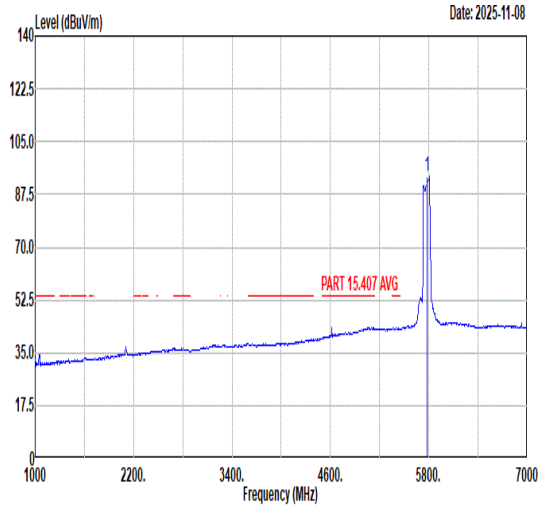 Freq Level Limit Line Margin (dB) Read Level Ant Factor Cable Loss Preamp Factor APos TPos Remark MHz dBuV/m dBuV/m dBuV dB/m dB dB cm deg 1 5775.00 93.35 ------ ------ 78.85 36.50 10.82 32.82 318 178 AVERAGE

Mode	197	
	Band Edge - R	
	U-NII-3_5.725-5.85_802.11ax HE80_CH155_Full RU_5775MHz	
ANT	9	
Pol.	Vertical	Fundamental
Peak	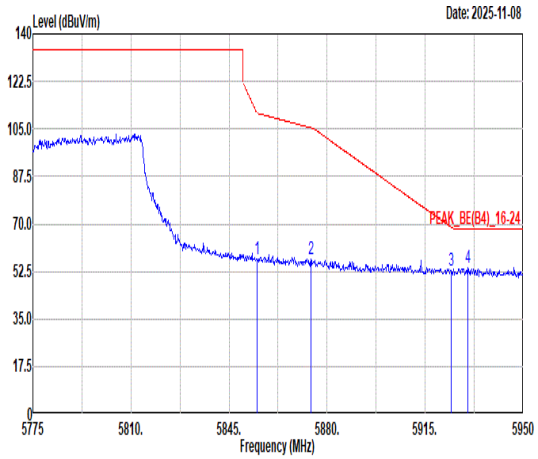 Freq Level Limit Line Margin (dB) Read Level Ant Factor Cable Loss Preamp Factor APos TPos Remark MHz dBuV/m dBuV/m dBuV dB/m dB dB cm deg 1 5854.98 56.81 110.86 -54.05 42.25 36.57 10.83 32.84 318 178 PEAK 2 5874.23 56.93 105.42 -48.49 42.34 36.60 10.84 32.85 318 178 PEAK 3 5924.28 52.84 68.73 -15.89 38.15 36.68 10.88 32.87 318 178 PEAK 4 5930.23 53.76 68.30 -14.54 39.05 36.69 10.89 32.87 318 178 PEAK	Blank

Appendix D. Duty Cycle Plots

Antenna	Band	Duty Cycle(%)	T(ms)	1/T(kHz)	VBW Setting
8	802.11a	99.05	-	-	10Hz
8	802.11n HT20	100	-	-	10Hz
8	802.11n HT40	100	-	-	10Hz
8	802.11ac VHT80	99.45	-	-	10Hz
8	802.11ac VHT160	100	-	-	10Hz
8	802.11ax HE20	100	-	-	10Hz
8	802.11ax HE40	100	-	-	10Hz
8	802.11ax HE80	100	-	-	10Hz
8	802.11ax HE160	100.00	-	-	10Hz
8	802.11be EHT20	99.45	-	-	10Hz
8	802.11be EHT40	99.64	-	-	10Hz
8	802.11be EHT80	100.00	-	-	10Hz
8	802.11be EHT160	99.63	-	-	10Hz
8	802.11be EHT20 (Small RU)	99.34	-	-	10Hz
8	802.11be EHT80 (Large RU)	97.75	0.870	1.149	3KHz
8	802.11be EHT80 (Puncturing 20M)	100	-	-	10Hz
8	802.11be EHT160 (Large RU)	96.97	0.640	1.563	3KHz
8	802.11be EHT160 (Puncturing)	99.63	-	-	10Hz
9	802.11a	99.53	-	-	10Hz
9	802.11n HT20	99.45	-	-	10Hz
9	802.11n HT40	99.63	-	-	10Hz
9	802.11ac VHT80	99.45	-	-	10Hz
9	802.11ac VHT160	99.63	-	-	10Hz
9	802.11ax HE20	99.45	-	-	10Hz
9	802.11ax HE40	100	-	-	10Hz

Antenna	Band	Duty Cycle(%)	T(ms)	1/T(kHz)	VBW Setting
9	802.11ax HE80	100	-	-	10Hz
9	802.11ax HE160	100	-	-	10Hz
9	802.11be EHT20	99.63	-	-	10Hz
9	802.11be EHT40	100	-	-	10Hz
9	802.11be EHT80	100	-	-	10Hz
9	802.11be EHT160	100	-	-	10Hz
9	802.11be EHT20 (Small RU)	99.56	-	-	10Hz
9	802.11be EHT80 (Large RU)	97.75	0.870	1.149	3KHz
9	802.11be EHT80 (Puncturing 20M)	100	-	-	10Hz
9	802.11be EHT160 (Large RU)	96.97	0.640	1.563	3KHz
9	802.11be EHT160 (Puncturing)	99.82	-	-	10Hz