FCC PART 15
TEST REPORT
No.24T04Z100905-001

for

OnePlus Technology (Shenzhen) Co., Ltd.

Tablet

OPD2403

FCC ID: 2ABZ2-OPD2403

with

Hardware Version: 88666_1_11

Software Version: OPD2403_14.1.0

Issued Date: 2024-06-17

Note:

The test results in this test report relate only to the devices specified in this report. This report shall not be reproduced except in full without the written approval of CTTL.

Test Laboratory:

CTTL-Telecommunication Technology Labs, CAICT

No. 52, Huayuan North Road, Haidian District, Beijing, P. R. China 100191.

Tel:+86(0)10-62304633-2512, Fax:+86(0)10-62304633-2504

Email: cttl_terminals@caict.ac.cn, website: www.caict.ac.cn

REPORT HISTORY

Report Number	Revision	Description	Issue Date
24T04Z100905-001	Rev.0	1st edition	2024-06-09
24T04Z100905-001	Rev.1	1.Added sub clauses for in band emission and CBP. 2. Updated 26DB EBW for 802.11a/be (20M) at 7115MHz.	2024-06-14
24T04Z100905-001	Rev.2	1. Removed support for TXBF in 802.11a mode and updated eirp.	2024-06-17

©Copyright. All rights reserved by CTTL.

CONTENTS

CONTENTS 3

1. TEST LATORATORY 5

1.1. INTRODUCTION & ACCREDITATION 5
1.2. TESTING LOCATION 5
1.3. TESTING ENVIRONMENT 5
1.4. PROJECT DATE 5
1.5. SIGNATURE 5

2. CLIENT INFORMATION 6

2.1. APPLICANT INFORMATION 6
2.2. MANUFACTURER INFORMATION 6

3. EQUIPMENT UNDER TEST (EUT) AND ANCILLARYEQUIPMENT(AE) 7

3.1. ABOUT EUT 7
3.2. INTERNAL IDENTIFICATION OF EUT USED DURING THE TEST 7
3.3. INTERNAL IDENTIFICATION OF AE USED DURING THE TEST 7
3.4. GENERAL DESCRIPTION 7
3.5. INTERPRETATION OF THE TEST ENVIRONMENT 8

4. REFERENCE DOCUMENTS 8

4.1. DOCUMENTS SUPPLIED BY APPLICANT 8
4.2. REFERENCE DOCUMENTS FOR TESTING 8

5. LABORATORY ENVIRONMENT 8

6. SUMMARY OF TEST RESULTS 9

6.1. SUMMARY OF TEST RESULTS 9
6.2. FOR CONDUCTED RESULT : 9
6.3. ANTENNA GAIN 11
6.4. STATEMENTS 12
6.5. TEST CONDITIONS 12

7. TEST EQUIPMENTS UTILIZED 13

8. MEASUREMENT UNCERTAINTY 14

8.1 TRANSMITTER OUTPUT POWER 14
8.2 PEAK POWER SPECTRAL DENSITY 14
8.3 99% OCCUPIED BANDWIDTH 14
8.4 OCCUPIED CHANNEL BANDWIDTH 14
8.5 BAND EDGES COMPLIANCE 14
8.6 SPURIOUS EMISSIONS 14
8.7 AC POWER-LINE CONDUCTED EMISSION 14

ANNEX A: MEASUREMENT RESULTS 15

©Copyright. All rights reserved by CTTL.

A.1. MEASUREMENT METHOD 15
A.2. MAXIMUM OUTPUT POWER 17
A.3. PEAK POWER SPECTRAL DENSITY (CONDUCTED) 37
A.4. EMISSION BANDWIDTH(CONDUCTED) 55
A.5. 99% OCCUPIED BANDWIDTH 109
A.6. CONTENTION BASED PROTOCOL 164
A.7. IN-BAND EMISSIONS 174
A.8. TRANSMITTER SPURIOUS EMISSION 548
A.9. BAND EDGES COMPLIANCE 613
A9.1 BAND EDGES - RADIATED 613
A.10. AC POWERLINE CONDUCTED EMISSION (150KHZ- 30MHZ) 628
A.11. ANTENNA REQUIREMENT 631

ANNEX B: EUT PARAMETERS 631

ANNEX C: ACCREDITATION CERTIFICATE 631

©Copyright. All rights reserved by CTTL.

1. TEST LATORATORY

1.1. Introduction & Accreditation

Telecommunication Technology Labs, CAICT is an ISO/IEC 17025:2017 accredited test laboratory under American Association for Laboratory Accreditation (A2LA) with lab code 7049.01, and is also an FCC accredited test laboratory (CN1349), and ISED accredited test laboratory (CAB identifier:CN0066). The detail accreditation scope can be found on A2LA website.

1.2. Testing Location

Conducted testing Location: CTTL(Huayuan North Road)

Address: No. 52, Huayuan North Road, Haidian District, Beijing, P. R. China100191

Radiated testing Location: CTTL(Huayuan North Road)

Address: No. 52, Huayuan North Road, Haidian District, Beijing, 100191, P. R. China

1.3. Testing Environment

Normal Temperature: 15-35℃

Relative Humidity: 20-75%

1.4. Project date

Testing Start Date: 2024-04-26

Testing End Date: 2024-06-08

1.5. Signature

Dong Jiaxuan

(Prepared this test report)

Zheng Wei

(Reviewed this test report)

Pang Shuai

(Approved this test report)

©Copyright. All rights reserved by CTTL.

2. CLIENT INFORMATION

2.1. Applicant Information

Company Name:	OnePlus Technology (Shenzhen) Co., Ltd.
Address:	18C02, 18C03, 18C04, and 18C05, Shum Yip Terra Building, Binhe Avenue North, Futian District, Shenzhen, Guangdong, P.R. China.
Contact:	Ariel Cheng
Email:	ariel.cheng@oneplus.com
Country:	China
Telephone:	(86)75561882366
Fax:	/

2.2. Manufacturer Information

Company Name:	OnePlus Technology (Shenzhen) Co., Ltd.
Address:	18C02, 18C03, 18C04, and 18C05, Shum Yip Terra Building, Binhe Avenue North, Futian District, Shenzhen, Guangdong, P.R. China.
Contact:	Ariel Cheng
Email:	ariel.cheng@oneplus.com
Country:	China
Telephone:	(86)75561882366
Fax:	/

©Copyright. All rights reserved by CTTL.

3. EQUIPMENT UNDER TEST (EUT) AND ANCILLARYEQUIPMENT(AE)

3.1. About EUT

Description	Tablet
Model name	OPD2403
FCC ID	2ABZ2-OPD2403
WLAN Frequency Band	ISM Bands: -5925MHz~6425MHz -6425MHz~6525MHz -6525MHz~6875MHz -6875MHz~7125MHz
Type of modulation	OFDM/OFDMA
Antenna	Internal Antenna
Voltage	3.89V
Equipment class	Dual Client

3.2. Internal Identification of EUT used during the test

EUT ID*	IMEI	HW Version	SW Version	Date of receipt
UT02a	W621521000006E3U900939	88666_1_11	OPD2403_14.1.0	2024-05-07
UT03a	W621521000006E3U900936	88666_1_11	OPD2403_14.1.0	2024-05-07
UT12a	W621521000006E3U900916	88666_1_11	OPD2403_14.1.0	2024-05-07

*EUT ID: is used to identify the test sample in the lab internally.

* UT12a is used for Conduction test, UT02a and UT03a are used for Radiation test.

3.3. Internal Identification of AE used during the test

AE ID*	Description	Model	Manufacturer
AE1	Battery	BLT009	Sunwoda Electronic CO.,LTD.
AE2	Charger	VCB7OAUH	Dongguan Aohai Technology Co.,Ltd.
AE3	USB Cable	DL129	Dongguan Fuqiang Electronics Co., Ltd

AE ID: is used to identify the test sample in the lab internally.

3.4. General Description

The Equipment under Test (EUT) is a model of Tablet with embedded antenna and inbuilt battery.
It consists of normal options: travel charger, USB cable.
Manual and specifications of the EUT were provided to fulfil the test.
Samples undergoing test were selected by the client.

©Copyright. All rights reserved by CTTL.

3.5. Interpretation of the Test Environment

For the test methods, the test environment uncertainty figures correspond to an expansion factor k=2.

Measurement Uncertainty

Parameter	Uncertainty
temperature	0.48°C
humidity	2 %
DC voltages	0.003V

4. REFERENCE DOCUMENTS

4.1. Documents supplied by applicant

EUT feature information is supplied by the applicant or manufacturer, which is the basis of testing.

4.2. Reference Documents for testing

The following documents listed in this section are referred for testing.

FCC Part15	Title 47 of the Code of Federal Regulations; Chapter I Part 15 - Radio frequency devices	2021
ANSI C63.10	Methods of Measurement of Radio-Noise Emissions from Low-Voltage Electrical and Electronic Equipment in the Range of 9 kHz to 40 GHz	2013
UNII: KDB 789033 D02	General U-NII Test Procedures New Rules v02r01	2017-12
KDB 987594 D02	GUIDELINES FOR COMPLIANCE TESTING OF UNLICENSED NATIONAL INFORMATION INFRASTRUCTURE 6 GHz (U-NII) DEVICES PART 15, SUBPART E	2023-08
KDB 662911 D01	Emissions Testing of Transmitters with Multiple Outputs in the Same Band(e.g., MIMO, Smart Antenna, etc)	2013-10

5. LABORATORY ENVIRONMENT

Conducted RF performance testing is performed in shielding room.

EMC performance testing is performed in Semi-anechoic chamber.

©Copyright. All rights reserved by CTTL.

6. SUMMARY OF TEST RESULTS

6.1. Summary of Test Results

SUMMARY OF MEASUREMENT RESULTS	Sub-clause of Part15E	Sub-clause of IC	Verdict
Maximum Output Power	15.407	/	**P**
Peak Power Spectral Density	15.407	/	**P**
26dB Emission Bandwidth	15.403	/	**P**
99% Occupied bandwidth	/	/	**P**
Contention Based Protocol	KDB 987592 DU2	/	**P**
In-Band Emissions	15.407(b)	/	**P**
Band edge compliance (Radiated)	15.209,15.407	/	**P**
AC Powerline Conducted Emission (150kHz- 30MHz)	15.107, 15.207	/	**P**
Transmitter spurious emissions(Radiated)	15.407	/	**P**

Please refer to **ANNEX A** for detail.

Terms used in Verdict column

P	Pass, The EUT complies with the essential requirements in the standard.
NM	Not measured, The test was not measured by CTTL
NA	Not Applicable, The test was not applicable
F	Fail, The EUT does not comply with the essential requirements in the standard

6.2. For conducted result :

1. The standard client and indoor client are the same power level, thus test items according to indoor client standard to test, which is stringent limit.
2. EUT support 802.11a/ax/be modes on U-NII-5/-6/-7/-8, and can't transmit simultaneously in U-NII-5/-6/-7/-8.
3. As WLAN SISO(1x1) & MIMO(2x2) mode have the same power setting, the whole testing has assessed only MIMO mode.
4. 802.11ax support full RU and single RU modes.
5. 802.11be support full RU, single RU, small MRU, large MRU and puncturing modes.
6. For 802.11ax full RU and 802.11be full RU modes, the whole testing (include PSD/In-band Emissions) has reported only 802.11be-EHT20/40/80/160/320 by referring to the higher output power.
7. For 802.11ax single RU and 802.11be singlel RU modes, the whole testing (include PSD/In-band Emissions) has reported only 802.11be-EHT20-single RU by referring to the higher output power.
8. For 802.11be-EHT20/40MHz small MRU mode, the whole testing (include PSD/In-band Emissions) has reported only 802.11be- EHT20 by referring to the higher output power.
   a. For low channel : 52 Tone,index38 + 26Tone,index1 and 106 Tone,index53 + 26Tone,index4;
   b. For high channel : 52 Tone,index39 + 26Tone,index7 and 106 Tone,index54 + 26Tone,index4.

©Copyright. All rights reserved by CTTL.

9. For 802.11be-EHT80/160/320MHz large MRU and Puncturing modes are tested for conducted power/PSD/In-band Emissions.

Bandwidth	Pattern	index
80MHz	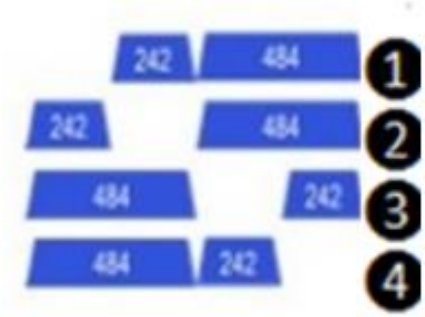	484+242-tone Index 1 484+242-tone Index 2 484+242-tone Index 3 484+242-tone Index 4
160MHz		996+484+242-tone Index 1 996+484+242-tone Index 2 996+484+242-tone Index 3 996+484+242-tone Index 4 996+484+242-tone Index 5 996+484+242-tone Index 6 996+484+242-tone Index 7 996+484+242-tone Index 8
160MHz		996+484-tone Index1 996+484-tone Index 2 996+484-tone Index 3 996+484-tone Index 4
320MHz		3×996+484-tone Index 1 3×996+484-tone Index 2 3×996+484-tone Index 3 3×996+484-tone Index 4 3×996+484-tone Index 5 3×996+484-tone Index 6 3×996+484-tone Index 7 3×996+484-tone Index 8

©Copyright. All rights reserved by CTTL.

320MHz		3×996-tone Index 1 3×996-tone Index 2 3×996-tone Index 3 3×996-tone Index 4
320MHz	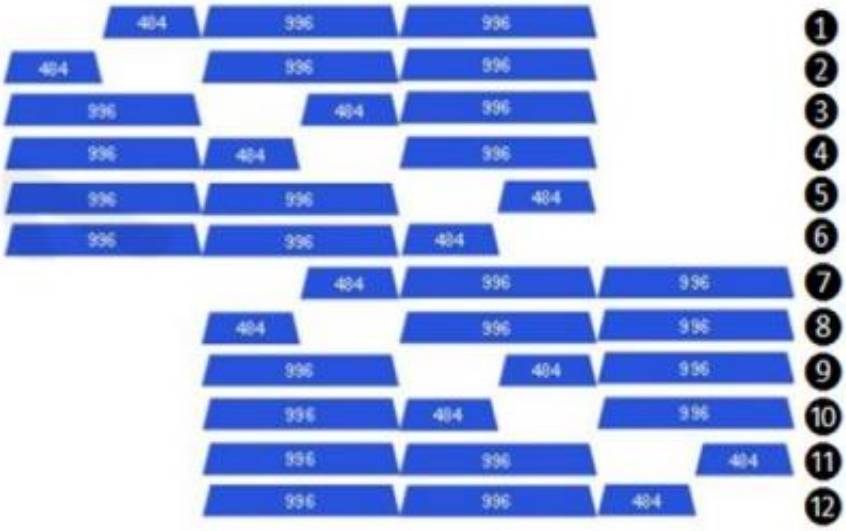	2×996+484-tone Index 1 2×996+484-tone Index 2 2×996+484-tone Index 3 2×996+484-tone Index 4 2×996+484-tone Index 5 2×996+484-tone Index 6 2×996+484-tone Index 7 2×996+484-tone Index 8 2×996+484-tone Index 9 2×996+484-tone Index 10 2×996+484-tone Index 11 2×996+484-tone Index 12

6.3. Antenna Gain

Mode	Bnad	Ant0(dBi)	Ant1(dBi)	Power(dBi)	PSD(dBi)
CDD	UNII-5	-0.7	-0.1	-0.1	2.62
	UNII-6	-0.9	-0.6	-0.6	2.26
	UNII-7	-1.3	0.5	0.5	2.66
	UNII-8	-0.2	2.4	2.4	4.21
BF	UNII-5	-0.7	-0.1	2.62	2.62
	UNII-6	-0.9	-0.6	2.26	2.26
	UNII-7	-1.3	0.5	2.66	2.66
	UNII-8	-0.2	2.4	4.21	4.21

Note :

1. For BF transmissions, power and PSD directional gain is calculated as:

Directional gain = 10 log $[(10^{G1/20} + 10^{G2/20} + \ldots + 10^{Gn/20})^2 /NANT]$ dBi, as following table for PSD. NANT = number of transmit antennas NSS = number of spatial streams. (When NSS=1 or 2, both powersettings are the same. The worst case directional gain will occur when NSS = 1)

©Copyright. All rights reserved by CTTL.

2. For CDD transmissions, directional gain is calculated as:

a. For power, the directional gain GANT is set equal to the antenna having the highest gain, i.e.,Directional gain = GANT MAX (Ant.1 Gain, Ant.2 Gain, …) + Array Gain, where Array Gain = 0 dB (i.e., no array gain) for NANT ≤ 4.

b. For PSD, the directional gain calculation is following:

Directional gain = 10 log $[(10^{G1/20} + 10^{G2/20} + \ldots + 10^{Gn/20})^2 /NANT]$ dBi. NANT = number of transmit antennas NSS = number of spatial streams. (When NSS=1 or 2, both powersettings are the same. The worst case directional gain will occur when NSS = 1).

3. 802.11a support CDD and STBC mode, as they use the same power setting, only eirp results of CDD have been reported.

4. 802.11ax/be support CDD, BF and STBC mode, as they use the same power setting, only eirp results of BF have been reported.

5. The device what use a permanently attached antenna were considered sufficient to comply withthe provisions of 15.203.

6.4. Statements

CTTL has evaluated the test cases requested by the client/manufacturer as listed in section 6.1 of this report for the EUT specified in section 3 according to the standards or reference documents listed in section 4.2.

This report only deals with the WLAN function among the features described in section 3.

6.5. Test Conditions

For this report, all the test cases are tested under normal temperature and normal voltage, and also under norm humidity, the specific condition is shown as follows:

Temperature	26℃
Voltage	3.89V
Humidity	44%

©Copyright. All rights reserved by CTTL.

7. TEST EQUIPMENTS UTILIZED

Conducted test system

No.	Equipment	Model	Serial Number	Manufacturer	Calibration Period	Calibration Due date
1	Vector Signal Analyzer	FSQ40	200089	Rohde & Schwarz	1 year	2024-06-15
2	Vector Signal Generator	SMW200A	103421	Rohde & Schwarz	1 year	2024-06-15
3	Test Receiver	ESCI	100344	R&S	1 Year	2025-05-01
4	LISN	ENV216	101200	R&S	1 Year	2025-05-17
5	Attenuator	10dB/2W	/	Rosenberger	/	/
6	Shielding Room	S81	/	ETS-Lindgren	/	/

Radiated emission test system

No.	Equipment	Model	Serial Number	Manufacturer	Calibration Period	Calibration Due date
1	Test Receiver	ESW44	103144	R&S	1 Year	2024-12-26
2	EMI Antenna	VULB9163	01223	R&S	1 Year	2024-08-18
3	EMI Antenna	3115	00167250	R&S	1 Year	2025-05-11
4	EMI Antenna	3116	2663	R&S	1 Year	2025-03-21

Test Software

Test Item	Test Software and Version	Software Vendor
Radiated Continuous Emission	EMC32 V11.50.20	R&S
Conducted Emission	EMC32 V8.53.0	R&S

©Copyright. All rights reserved by CTTL.

8. Measurement Uncertainty

8.1 Transmitter Output Power

Measurement Uncertainty: 0.387dB, k=1.96

8.2 Peak Power Spectral Density

Measurement Uncertainty: 0.705dB, k=1.96

8.3 99% Occupied bandwidth

Measurement Uncertainty: 60.80Hz, k=1.96

8.4 Occupied Channel Bandwidth

Measurement Uncertainty: 60.80Hz, k=1.96

8.5 Band Edges Compliance

Measurement Uncertainty : 0.62dB,k=1.96

8.6 Spurious Emissions

Conducted (k=1.96)

Frequency Range	Uncertainty(dB)
30MHz ≤ f ≤ 2GHz	1.22
2GHz ≤ f ≤3.6GHz	1.22
3.6GHz ≤ f ≤8GHz	1.22
8GHz ≤ f ≤12.75GHz	1.51
12.75GHz ≤ f ≤26GHz	1.51
26GHz ≤ f ≤40GHz	1.59

Radiated (k=2)

Frequency Range	Uncertainty(dB)
9kHz-30MHz	/
30MHz ≤ f ≤ 1GHz	4.72
1GHz ≤ f ≤18GHz	4.84
18GHz ≤ f ≤40GHz	5.12

8.7 AC Power-line Conducted Emission

Measurement Uncertainty : 3.08,k=2

©Copyright. All rights reserved by CTTL.

ANNEX A: MEASUREMENT RESULTS

A.1. Measurement Method

A.1.1. Conducted Measurements

1). Connect the EUT to the test system correctly.
2). Set the EUT to the required work mode.
3). Set the EUT to the required channel.
4). Set the spectrum analyzer to start measurement.
5). Record the values. Vector Signal Analyzer

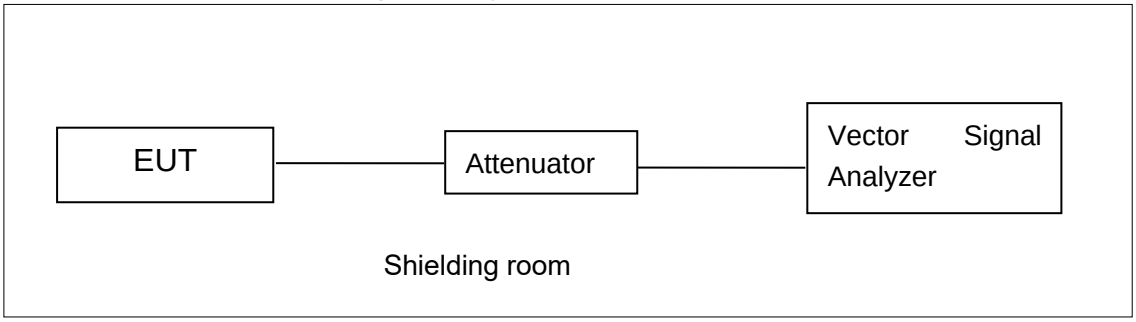

Test Setup for Maximum Output Power, Peak Power Spectral Density, Occupied 26dB Bandwidth, 99% Occupied bandwidth, In-Band Emissions

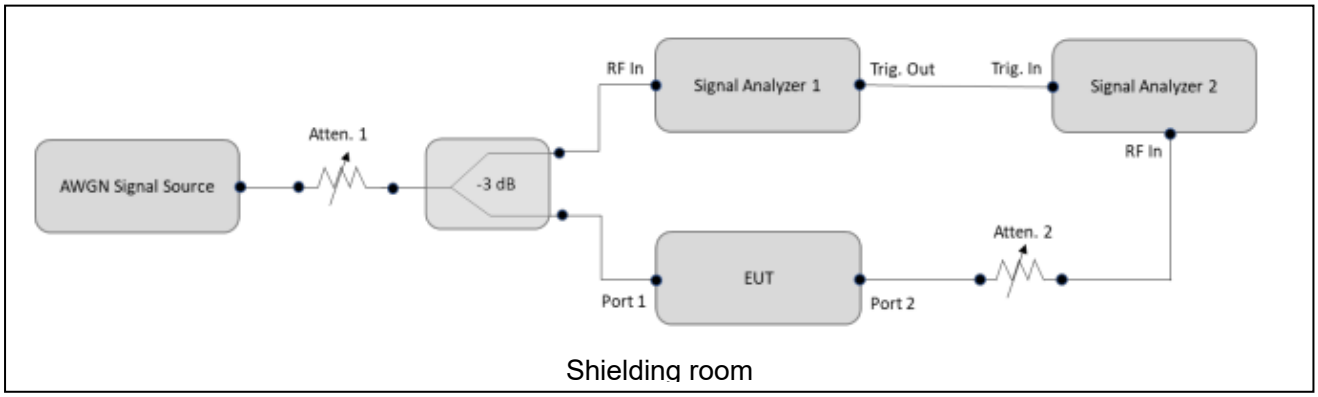

Test Setup for Contention Based Protocol

©Copyright. All rights reserved by CTTL.

A.1.2. Radiated Emission Measurements

Measurement performed according to Clause 6.4, 6.5, 6.6 in ANSI C63.10-2013 and II.G.4, II.G.5, II.G.6 in KDB 789033.

The radiated emission test is performed in semi-anechoic chamber. The EUT was placed on a non-conductive table with 80cm above the ground plane for measurement below 1GHz and 1.5m above the ground plane for measurement above 1GHz. The measurement antenna was placed at a distance of 3 meters from the EUT. The test is carried out on both vertical and horizontal polarization and only maximization result of both polarizations is kept. During the test, the turntable is rotated from 0° to 360°and the measurement antenna is moved from 1m to 4m to get the maximization result. The maximization process was repeated with the EUT positioned in each of its three orthogonal orientation.

©Copyright. All rights reserved by CTTL.

A.2. Maximum output Power

Measurement Limit and Method:

Standard	Frequency (MHz)	e.i.r.p Limit (dBm)
FCC CRF Part 15.407(a)	5925MHz~6425MHz	24dBm
	6425MHz~6525MHz	24dBm
	6525MHz~6875MHz	24dBm
	6875MHz~7125MHz	24dBm

The measurement method SA-2 is made according to KDB 987594 and KDB 789033.

Note: mimo eirp value=Conducted values (with conducted samples) + Directional Gain.

Measurement Results:

MIMO

802.11a mode

Mode	Channel	Test Result				
		Ant0(dBm)	Ant1(dBm)	MIMO(dBm)	Directional Gain(dBi)	MIMO EIRP(dBm)
		6M	6M	6M	6M	6M
802.11a	5955MHz (Ch1)	3.09	3.39	6.25	-0.10	6.15
	6175MHz (Ch45)	3.60	3.77	6.70	-0.10	6.60
	6415MHz (Ch93)	3.98	3.56	6.79	-0.10	6.69
	6435MHz (Ch97)	3.50	4.14	6.84	-0.60	6.24
	6475MHz (Ch105)	3.52	4.17	6.87	-0.60	6.27
	6515MHz (Ch113)	3.83	4.17	7.01	-0.60	6.41
	6535MHz (Ch117)	3.59	3.58	6.60	0.50	7.10
	6695MHz (Ch149)	3.57	3.67	6.63	0.50	7.13
	6855MHz (Ch181)	3.68	3.59	6.65	0.50	7.15
	6875MHz (Ch185)	2.52	2.56	5.55	2.40	7.95
	6895MHz (ch189)	2.45	2.67	5.57	2.40	7.97
	6995MHz (Ch209)	2.43	2.66	5.56	2.40	7.96
	7115MHz (Ch233)	-6.20	-4.12	-2.03	2.40	0.37

The data rate 6Mbps is selected as worse condition, and the following cases are performed with this condition.

©Copyright. All rights reserved by CTTL.

802.11ax HE20(full RU) mode

Mode	Channel	Test Result				
		Ant0(dBm)	Ant1(dBm)	MIMO(dBm)	Directional Gain(dBi)	MIMO EIRP(dBm)
		MCS0	MCS0	MCS0	MCS0	MCS0
802.11ax-20 full RU	5955MHz (Ch1)	2.63	3.02	5.84	2.62	8.46
	6175MHz (Ch45)	3.02	3.42	6.23	2.62	8.85
	6415MHz (Ch93)	3.69	3.45	6.58	2.62	9.20
	6435MHz (Ch97)	3.62	3.77	6.71	2.26	8.97
	6475MHz (Ch105)	3.65	3.84	6.76	2.26	9.02
	6515MHz (Ch113)	3.88	3.58	6.74	2.26	9.00
	6535MHz (Ch117)	3.50	3.09	6.31	2.66	8.97
	6695MHz (Ch149)	3.81	3.34	6.59	2.66	9.25
	6855MHz (Ch181)	3.66	3.38	6.53	2.66	9.19
	6875MHz (Ch185)	2.27	2.32	5.31	4.21	9.52
	6895MHz (ch189)	2.06	2.57	5.33	4.21	9.54
	6995MHz (Ch209)	2.07	2.59	5.35	4.21	9.56
	7115MHz (Ch233)	-6.25	-6.51	-3.37	4.21	0.84

The data rate MCS0 is selected as worse condition, and the following cases are performed with this condition.

©Copyright. All rights reserved by CTTL.

802.11ax-HE40(full RU) mode

Mode	Channel	Test Result				
		Ant0(dBm)	Ant1(dBm)	MIMO(dBm)	Directional Gain(dBi)	MIMO EIRP(dBm)
		MCS0	MCS0	MCS0	MCS0	MCS0
802.11ax-40 full RU	5965MHz (Ch3)	4.92	5.07	8.01	2.62	10.63
	6165MHz (Ch43)	4.47	4.38	7.44	2.62	10.06
	6405MHz (Ch91)	4.16	4.23	7.21	2.62	9.83
	6445MHz (Ch99)	6.37	6.50	9.45	2.26	11.71
	6485MHz (Ch107)	6.26	6.56	9.42	2.26	11.68
	6525MHz (Ch115)	6.38	6.47	9.44	2.26	11.70
	6565MHz (Ch123)	6.68	6.47	9.59	2.66	12.25
	6685MHz (Ch147)	6.61	6.77	9.70	2.66	12.36
	6845MHz (Ch179)	6.28	6.22	9.26	2.66	11.92
	6885MHz (Ch187)	4.21	4.50	7.37	4.21	11.58
	6925MHz (ch195)	4.03	4.19	7.12	4.21	11.33
	6965MHz (Ch203)	4.31	4.00	7.17	4.21	11.38
	7085MHz (Ch227)	4.26	4.40	7.34	4.21	11.55

The data rate MCS0 is selected as worse condition, and the following cases are performed with this condition.

802.11ax-HE80(full RU) mode

Mode	Channel	Tone	Test Result					
			configure	Ant0 (dBm)	Ant1 (dBm)	MIMO (dBm)	Directional Gain (dBi)	MIMO EIRP (dBm)
				MCS0	MCS0	MCS0	MCS0	MCS0
802.11ax -80 full RU	5985MHz (Ch7)	/	/	4.44	4.55	7.51	2.62	10.13
	6145MHz (Ch39)	/	/	4.18	4.26	7.23	2.62	9.85
	6385MHz (Ch87)	/	/	4.07	4.16	7.13	2.62	9.75
	6465MHz (Ch103)	/	/	6.12	6.35	9.25	2.26	11.51
	6545MHz (Ch119)	/	/	6.31	6.34	9.34	2.66	12.00
	6625MHz (Ch135)	/	/	6.80	6.55	9.69	2.66	12.35
	6705MHz (Ch151)	/	/	6.66	6.66	9.67	2.66	12.33
	6785MHz (Ch167)	/	/	6.26	6.08	9.18	2.66	11.84

©Copyright. All rights reserved by CTTL.

	6865MHz (Ch183)	/	/	6.11	6.17	9.15	2.66	11.81
	6945MHz (Ch199)	/	/	4.02	4.15	7.10	4.21	11.31
	7025MHz (Ch215)	/	/	4.38	4.34	7.37	4.21	11.58

The data rate MCS0 is selected as worse condition, and the following cases are performed with this condition.

802.11ax-HE160(full RU) mode

Mode	Channel	Tone	Test Result					
			configure	Ant0 (dBm)	Ant1 (dBm)	MIMO (dBm)	Directional Gain (dBi)	MIMO EIRP (dBm)
				MCS0	MCS0	MCS0	MCS0	MCS0
802.11ax-160 full RU	6025MHz (Ch15)	/	/	4.75	4.14	7.47	2.62	10.09
	6185MHz (Ch47)	/	/	4.79	4.88	7.85	2.62	10.47
	6345MHz (Ch79)	/	/	4.40	4.39	7.41	2.62	10.03
	6505MHz (Ch111)	/	/	6.60	6.67	9.65	2.26	11.91
	6665MHz (Ch143)	/	/	6.48	6.49	9.50	2.66	12.16
	6825MHz (Ch175)	/	/	6.51	6.50	9.52	2.66	12.18
	6985MHz (Ch207)	/	/	4.73	4.66	7.71	4.21	11.92

The data rate MCS0 is selected as worse condition, and the following cases are performed with this condition.

©Copyright. All rights reserved by CTTL.

802.11be HE20(full RU) mode

Mode	Channel	Test Result				
		Ant0(dBm)	Ant1(dBm)	MIMO(dBm)	Directional Gain(dBi)	MIMO EIRP (dBm)
		MCS0	MCS0	MCS0	MCS0	MCS0
802.11be-20 full RU	5955MHz (Ch1)	2.56	2.90	5.74	2.62	8.36
	6175MHz (Ch45)	3.03	3.30	6.18	2.62	8.80
	6415MHz (Ch93)	3.76	3.45	6.62	2.62	9.24
	6435MHz (Ch97)	3.50	4.17	6.86	2.26	9.12
	6475MHz (Ch105)	3.39	4.22	6.84	2.26	9.10
	6515MHz (Ch113)	3.84	4.27	7.07	2.26	9.33
	6535MHz (Ch117)	3.52	3.70	6.62	2.66	9.28
	6695MHz (Ch149)	3.74	3.89	6.83	2.66	9.49
	6855MHz (Ch181)	3.44	3.65	6.56	2.66	9.22
	6875MHz (Ch185)	2.13	2.29	5.22	4.21	9.43
	6895MHz (ch189)	2.12	2.43	5.29	4.21	9.50
	6995MHz (Ch209)	2.00	2.69	5.37	4.21	9.58
	7115MHz (Ch233)	-6.51	-6.47	-3.48	4.21	0.73

The data rate MCS0 is selected as worse condition, and the following cases are performed with this condition.

802.11be-HE40(full RU) mode

Mode	Channel	Test Result				
		Ant0(dBm)	Ant1(dBm)	MIMO(dBm)	Directional Gain(dBi)	MIMO EIRP (dBm)
		MCS0	MCS0	MCS0	MCS0	MCS0
802.11be-40 full RU	5965MHz (Ch3)	4.57	4.92	7.76	2.62	10.38
	6165MHz (Ch43)	4.08	4.14	7.12	2.62	9.74
	6405MHz (Ch91)	4.03	4.13	7.09	2.62	9.71
	6445MHz (Ch99)	6.19	6.34	9.28	2.26	11.54
	6485MHz (Ch107)	6.04	6.39	9.23	2.26	11.49
	6525MHz (Ch115)	6.13	6.40	9.28	2.26	11.54

©Copyright. All rights reserved by CTTL.

	6565MHz (Ch123)	6.23	6.19	9.22	2.66	11.88
	6685MHz (Ch147)	6.57	6.82	9.71	2.66	12.37
	6845MHz (Ch179)	6.03	6.16	9.11	2.66	11.77
	6885MHz (Ch187)	4.00	4.20	7.11	4.21	11.32
	6925MHz (ch195)	4.02	4.31	7.18	4.21	11.39
	6965MHz (Ch203)	4.26	4.02	7.15	4.21	11.36
	7085MHz (Ch227)	4.07	4.36	7.23	4.21	11.44

The data rate MCS0 is selected as worse condition, and the following cases are performed with this condition.

802.11be-HE80(full RU) mode

Mode	Channel	Tone	Test Result					
			configure	Ant0 (dBm)	Ant1 (dBm)	MIMO (dBm)	Directional Gain (dBi)	MIMO EIRP (dBm)
				MCS0	MCS0	MCS0	MCS0	MCS0
802.11be -80 full RU	5985MHz (Ch7)	/	/	4.42	4.56	7.50	2.62	10.12
	6145MHz (Ch39)	/	/	4.30	4.30	7.31	2.62	9.93
	6385MHz (Ch87)	/	/	4.13	4.19	7.17	2.62	9.79
	6465MHz (Ch103)	/	/	6.19	6.41	9.31	2.26	11.57
	6545MHz (Ch119)	/	/	6.35	6.36	9.37	2.66	12.03
	6625MHz (Ch135)	/	/	6.85	6.58	9.73	2.66	12.39
	6705MHz (Ch151)	/	/	6.71	6.71	9.72	2.66	12.38
	6785MHz (Ch167)	/	/	6.29	6.10	9.21	2.66	11.87
	6865MHz (Ch183)	/	/	6.13	6.24	9.20	2.66	11.86
	6945MHz (Ch199)	/	/	4.06	4.21	7.15	4.21	11.36
	7025MHz (Ch215)	/	/	4.41	4.39	7.41	4.21	11.62

©Copyright. All rights reserved by CTTL.

The data rate MCS0 is selected as worse condition, and the following cases are performed with this condition.

802.11be-HE160(full RU) mode

Mode	Channel	Tone	Test Result					
			configure	Ant0 (dBm)	Ant1 (dBm)	MIMO (dBm)	Directional Gain (dBi)	MIMO EIRP (dBm)
				MCS0	MCS0	MCS0	MCS0	MCS0
802.11be-160 full RU	6025MHz (Ch15)	/	/	4.70	4.12	7.43	2.62	10.05
	6185MHz (Ch47)	/	/	4.31	4.44	7.39	2.62	10.01
	6345MHz (Ch79)	/	/	4.18	4.30	7.25	2.62	9.87
	6505MHz (Ch111)	/	/	6.00	6.13	9.08	2.26	11.34
	6665MHz (Ch143)	/	/	6.55	6.69	9.63	2.66	12.29
	6825MHz (Ch175)	/	/	6.33	6.30	9.33	2.66	11.99
	6985MHz (Ch207)	/	/	4.35	4.30	7.34	4.21	11.55

The data rate MCS0 is selected as worse condition, and the following cases are performed with this condition.

802.11be-HE320(full RU) mode

Mode	Channel	Tone	Test Result					
			configure	Ant0 (dBm)	Ant1 (dBm)	MIMO (dBm)	Directional Gain (dBi)	MIMO EIRP (dBm)
				MCS0	MCS0	MCS0	MCS0	MCS0
802.11be-320 full RU	6105MHz (Ch31)	/	/	5.03	4.72	7.89	2.62	10.51
	6265MHz (Ch63)	/	/	5.10	5.00	8.06	2.62	10.68
	6425MHz (Ch95)	/	/	6.10	6.47	9.30	2.26	11.56
	6585MHz (Ch127)	/	/	7.76	7.42	10.60	2.66	13.26
	6745MHz (Ch159)	/	/	7.25	7.05	10.16	2.66	12.82
	6905MHz (Ch191)	/	/	5.00	5.16	8.09	4.21	12.30

The data rate MCS0 is selected as worse condition, and the following cases are performed with this condition.

©Copyright. All rights reserved by CTTL.

802.11ax-20 single RU

Mode	Channel	Test Result				
		Ant0 (dBm)	Ant1 (dBm)	MIMO (dBm)	Directional Gain (dBi)	MIMO EIRP (dBm)
		MCS0	MCS0	MCS0	MCS0	MCS0
RU26-l	5955MHz (Ch1)	-5.54	-5.80	-2.66	2.62	-0.04
	6175MHz (Ch45)	-6.00	-5.54	-2.75	2.62	-0.13
	6415MHz (Ch93)	-6.11	-6.23	-3.16	2.62	-0.54
	6435MHz (Ch97)	-4.88	-4.79	-1.82	2.26	0.44
	6475MHz (Ch105)	-5.14	-5.57	-2.34	2.26	-0.08
	6515MHz (Ch113)	-5.15	-5.10	-2.11	2.26	0.15
RU26-R	6535MHz (Ch117)	-5.03	-5.11	-2.06	2.66	0.60
	6695MHz (Ch149)	-4.56	-5.13	-1.83	2.66	0.83
	6855MHz (Ch181)	-4.89	-5.34	-2.10	2.66	0.56
	6875MHz (Ch185)	-6.74	-6.77	-3.74	4.21	0.47
	6895MHz (ch189)	-6.90	-6.85	-3.86	4.21	0.35
	6995MHz (Ch209)	-7.09	-6.65	-3.85	4.21	0.36
	7115MHz (Ch233)	-6.84	-7.19	-4.00	4.21	0.21

Mode	Channel	Test Result				
		Ant0 (dBm)	Ant1 (dBm)	MIMO (dBm)	Directional Gain (dBi)	MIMO EIRP (dBm)
		MCS0	MCS0	MCS0	MCS0	MCS0
RU52-l	5955MHz (Ch1)	-2.57	-2.53	0.46	2.62	3.08
	6175MHz (Ch45)	-2.96	-2.67	0.20	2.62	2.82
	6415MHz (Ch93)	-3.09	-3.32	-0.19	2.62	2.43
	6435MHz (Ch97)	-1.92	-1.82	1.14	2.26	3.40
	6475MHz (Ch105)	-2.24	-2.50	0.64	2.26	2.90
	6515MHz (Ch113)	-2.25	-2.17	0.80	2.26	3.06
RU52-R	6535MHz (Ch117)	-1.91	-2.00	1.06	2.66	3.72
	6695MHz (Ch149)	-1.62	-2.13	1.14	2.66	3.80
	6855MHz (Ch181)	-2.15	-2.18	0.85	2.66	3.51
	6875MHz (Ch185)	-3.81	-3.88	-0.83	4.21	3.38

©Copyright. All rights reserved by CTTL.

	6895MHz (ch189)	-3.97	-3.90	-0.92	4.21	3.29
	6995MHz (Ch209)	-4.30	-3.67	-0.96	4.21	3.25
	7115MHz (Ch233)	-3.87	-4.25	-1.05	4.21	3.16
Mode	**Channel**	**Test Result**				
		Ant0 (dBm)	**Ant1 (dBm)**	**MIMO (dBm)**	**Directional Gain (dBi)**	**MIMO EIRP (dBm)**
		MCS0	**MCS0**	**MCS0**	**MCS0**	**MCS0**
RU106-I	5955MHz (Ch1)	0.48	0.46	3.48	2.62	6.10
	6175MHz (Ch45)	-0.05	0.26	3.12	2.62	5.74
	6415MHz (Ch93)	-0.17	-0.24	2.81	2.62	5.43
	6435MHz (Ch97)	1.09	1.41	4.26	2.26	6.52
	6475MHz (Ch105)	0.83	0.73	3.79	2.26	6.05
	6515MHz (Ch113)	0.80	0.81	3.82	2.26	6.08
RU106-R	6535MHz (Ch117)	1.12	0.92	4.03	2.66	6.69
	6695MHz (Ch149)	1.29	0.77	4.05	2.66	6.71
	6855MHz (Ch181)	0.72	0.70	3.72	2.66	6.38
	6875MHz (Ch185)	-0.87	-1.06	2.05	4.21	6.26
	6895MHz (ch189)	-1.06	-0.95	2.01	4.21	6.22
	6995MHz (Ch209)	-1.44	-0.75	1.93	4.21	6.14
	7115MHz (Ch233)	-0.96	-1.21	1.93	4.21	6.14

802.11be-20 single RU

Mode	**Channel**	**Test Result**				
		Ant0 (dBm)	**Ant1 (dBm)**	**MIMO (dBm)**	**Directional Gain (dBi)**	**MIMO EIRP (dBm)**
		MCS0	**MCS0**	**MCS0**	**MCS0**	**MCS0**
RU26-I	5955MHz (Ch1)	-5.54	-5.80	-2.66	2.62	-0.04
	6175MHz (Ch45)	-6.00	-5.54	-2.75	2.62	-0.13
	6415MHz (Ch93)	-6.11	-6.23	-3.16	2.62	-0.54
	6435MHz (Ch97)	-4.88	-4.79	-1.82	2.26	0.44
	6475MHz (Ch105)	-5.14	-5.57	-2.34	2.26	-0.08
	6515MHz (Ch113)	-5.15	-5.10	-2.11	2.26	0.15
RU26-R	6535MHz (Ch117)	-5.04	-5.13	-2.07	2.66	0.59
	6695MHz (Ch149)	-4.56	-5.13	-1.83	2.66	0.83
	6855MHz (Ch181)	-4.89	-5.34	-2.10	2.66	0.56
	6875MHz (Ch185)	-6.74	-6.77	-3.74	4.21	0.47
	6895MHz (ch189)	-6.90	-6.85	-3.86	4.21	0.35
	6995MHz (Ch209)	-7.09	-6.65	-3.85	4.21	0.36

©Copyright. All rights reserved by CTTL.

	7115MHz (Ch233)	-6.84	-7.19	-4.00	4.21	0.21

Mode	Channel	Test Result				
		Ant0 (dBm)	Ant1 (dBm)	MIMO (dBm)	Directional Gain (dBi)	MIMO EIRP (dBm)
		MCS0	MCS0	MCS0	MCS0	MCS0
RU52-I	5955MHz (Ch1)	-2.57	-2.53	0.46	2.62	3.08
	6175MHz (Ch45)	-2.96	-2.67	0.20	2.62	2.82
	6415MHz (Ch93)	-3.09	-3.32	-0.19	2.62	2.43
	6435MHz (Ch97)	-1.92	-1.82	1.14	2.26	3.40
	6475MHz (Ch105)	-2.24	-2.50	0.64	2.26	2.90
	6515MHz (Ch113)	-2.25	-2.17	0.80	2.26	3.06
RU52-R	6535MHz (Ch117)	-1.93	-2.01	1.04	2.66	3.70
	6695MHz (Ch149)	-1.62	-2.13	1.14	2.66	3.80
	6855MHz (Ch181)	-2.15	-2.18	0.85	2.66	3.51
	6875MHz (Ch185)	-3.81	-3.88	-0.83	4.21	3.38
	6895MHz (ch189)	-3.97	-3.90	-0.92	4.21	3.29
	6995MHz (Ch209)	-4.30	-3.67	-0.96	4.21	3.25
	7115MHz (Ch233)	-3.87	-4.25	-1.05	4.21	3.16
Mode	Channel	Test Result				
		Ant0 (dBm)	Ant1 (dBm)	MIMO (dBm)	Directional Gain (dBi)	MIMO EIRP (dBm)
		MCS0	MCS0	MCS0	MCS0	MCS0
RU106-I	5955MHz (Ch1)	0.48	0.46	3.48	2.62	6.10
	6175MHz (Ch45)	-0.05	0.26	3.12	2.62	5.74
	6415MHz (Ch93)	-0.17	-0.24	2.81	2.62	5.43
	6435MHz (Ch97)	1.09	1.41	4.26	2.26	6.52
	6475MHz (Ch105)	0.83	0.73	3.79	2.26	6.05
	6515MHz (Ch113)	0.80	0.81	3.82	2.26	6.08
RU106-R	6535MHz (Ch117)	1.10	0.90	4.01	2.66	6.67
	6695MHz (Ch149)	1.29	0.77	4.05	2.66	6.71
	6855MHz (Ch181)	0.72	0.70	3.72	2.66	6.38
	6875MHz (Ch185)	-0.87	-1.06	2.05	4.21	6.26
	6895MHz (ch189)	-1.06	-0.95	2.01	4.21	6.22
	6995MHz (Ch209)	-1.44	-0.75	1.93	4.21	6.14
	7115MHz (Ch233)	-0.96	-1.21	1.93	4.21	6.14

©Copyright. All rights reserved by CTTL.

802.11be-20 MRU(small)

Mode	Channel	Test Result				
		Ant0 (dBm)	Ant1 (dBm)	MIMO (dBm)	Directional Gain (dBi)	MIMO EIRP (dBm)
		MCS0	MCS0	MCS0	MCS0	MCS0
52 Tone,index38 + 26Tone,index1	5955MHz (Ch1)	-3.41	-3.42	-0.40	2.62	2.22
	6175MHz (Ch45)	-3.80	-3.49	-0.63	2.62	1.99
	6415MHz (Ch93)	-4.11	-3.90	-0.99	2.62	1.63
	6435MHz (Ch97)	-2.70	-2.39	0.47	2.26	2.73
	6475MHz (Ch105)	-2.78	-2.82	0.21	2.26	2.47
	6515MHz (Ch113)	-2.72	-2.45	0.43	2.26	2.69
52 Tone,index39 + 26Tone,index7	6535MHz (Ch117)	-2.45	-2.59	0.49	2.66	3.15
	6695MHz (Ch149)	-2.19	-2.85	0.50	2.66	3.16
	6855MHz (Ch181)	-2.76	-2.74	0.26	2.66	2.92
	6875MHz (Ch185)	-4.38	-4.55	-1.45	4.21	2.76
	6895MHz (ch189)	-4.58	-4.16	-1.35	4.21	2.86
	6995MHz (Ch209)	-4.78	-4.14	-1.44	4.21	2.77
	7115MHz (Ch233)	-4.28	-4.67	-1.46	4.21	2.75
Mode	Channel	Test Result				
		Ant0 (dBm)	Ant1 (dBm)	MIMO (dBm)	Directional Gain (dBi)	MIMO EIRP (dBm)
		MCS0	MCS0	MCS0	MCS0	MCS0
106 Tone,index53 + 26Tone,index4	5955MHz (Ch1)	0.66	1.00	3.84	2.62	6.46
	6175MHz (Ch45)	-0.06	0.24	3.10	2.62	5.72
	6415MHz (Ch93)	-0.25	-0.20	2.79	2.62	5.41
	6435MHz (Ch97)	1.08	1.33	4.22	2.26	6.48
	6475MHz (Ch105)	1.00	0.64	3.83	2.26	6.09
	6515MHz (Ch113)	1.00	0.89	3.96	2.26	6.22
106 Tone,index54 + 26Tone,index4	6535MHz (Ch117)	1.11	1.03	4.08	2.66	6.74
	6695MHz (Ch149)	1.36	0.79	4.09	2.66	6.75
	6855MHz (Ch181)	0.77	0.68	3.74	2.66	6.40
	6875MHz (Ch185)	-0.97	-1.00	2.03	4.21	6.24
	6895MHz (ch189)	-1.11	-0.64	2.14	4.21	6.35
	6995MHz (Ch209)	-1.28	-0.55	2.11	4.21	6.32
	7115MHz (Ch233)	-1.00	-1.17	1.93	4.21	6.14

©Copyright. All rights reserved by CTTL.

802.11be-80 MRU(large) & punctured

Mode	Channel	Tone	Test Result					
			configure	Ant0 (dBm)	Ant1 (dBm)	MIMO (dBm)	Directional Gain (dBi)	MIMO EIRP (dBm)
				MCS0	MCS0	MCS0	MCS0	MCS0
802.11be-80	5985MHz (Ch7)	484+242 Tone	1	6.20	6.46	9.34	2.62	11.96
			2	6.25	6.51	9.39	2.62	12.01
			3	6.27	6.46	9.38	2.62	12.00
			4	6.25	6.50	9.39	2.62	12.01
	6145MHz (Ch39)	484+242 Tone	1	6.09	5.96	9.04	2.62	11.66
			2	6.16	6.15	9.17	2.62	11.79
			3	6.15	6.10	9.14	2.62	11.76
			4	6.35	6.41	9.39	2.62	12.01
	6385MHz (Ch87)	484+242 Tone	1	5.94	6.02	8.99	2.62	11.61
			2	5.90	5.95	8.94	2.62	11.56
			3	5.98	6.03	9.02	2.62	11.64
			4	6.09	6.27	9.19	2.62	11.81
	6465MHz (Ch103)	484+242 Tone	1	7.94	8.11	11.04	2.26	13.30
			2	7.93	8.15	11.05	2.26	13.31
			3	7.95	8.14	11.06	2.26	13.32
			4	8.00	8.37	11.20	2.26	13.46
	6545MHz (Ch119)	484+242 Tone	1	8.17	8.08	11.14	2.66	13.80
			2	8.10	8.13	11.13	2.66	13.79
			3	8.10	8.13	11.13	2.66	13.79
			4	8.32	8.46	11.40	2.66	14.06
	6625MHz (Ch135)	484+242 Tone	1	8.68	8.40	11.55	2.66	14.21
			2	8.64	8.25	11.46	2.66	14.12
			3	8.66	8.39	11.54	2.66	14.20
			4	8.68	8.46	11.58	2.66	14.24
	6705MHz (Ch151)	484+242 Tone	1	8.55	8.51	11.54	2.66	14.20
			2	8.50	8.52	11.52	2.66	14.18
			3	8.56	8.53	11.56	2.66	14.22
			4	8.72	8.72	11.73	2.66	14.39
	6785MHz (Ch167)	484+242 Tone	1	8.10	7.79	10.96	2.66	13.62
			2	8.19	7.82	11.02	2.66	13.68
			3	8.18	7.99	11.10	2.66	13.76
			4	8.38	8.23	11.32	2.66	13.98

©Copyright. All rights reserved by CTTL.

	6865MHz (Ch183)	484+242 Tone	1	8.10	8.04	11.08	2.66	13.74
			2	8.11	8.15	11.14	2.66	13.80
			3	8.09	8.03	11.07	2.66	13.73
			4	8.28	8.32	11.31	2.66	13.97
	6945MHz (Ch199)	484+242 Tone	1	5.77	6.01	8.90	4.21	13.11
			2	5.81	5.84	8.84	4.21	13.05
			3	5.82	5.91	8.88	4.21	13.09
			4	5.96	6.13	9.06	4.21	13.27
	7025MHz (Ch215)	484+242 Tone	1	6.24	6.18	9.22	4.21	13.43
			2	6.32	6.27	9.31	4.21	13.52
			3	6.34	6.19	9.28	4.21	13.49
			4	6.33	6.46	9.41	4.21	13.62

802.11be-160 MRU(large) & punctured

Mode	Channel	Tone	Test Result					
			configure	Ant0 (dBm)	Ant1 (dBm)	MIMO (dBm)	Directional Gain (dBi)	MIMO EIRP (dBm)
				MCS0	MCS0	MCS0	MCS0	MCS0
802.11be-160	6025MHz (Ch15)	996+484+242 Tone	1	4.80	5.22	8.03	2.62	10.65
			2	4.80	5.36	8.10	2.62	10.72
			3	4.56	5.26	7.93	2.62	10.55
			4	4.60	5.30	7.97	2.62	10.59
			5	4.60	5.24	7.94	2.62	10.56
			6	4.65	5.25	7.97	2.62	10.59
			7	4.56	5.28	7.95	2.62	10.57
			8	5.16	5.28	8.23	2.62	10.85
	6185MHz (Ch47)	996+484+242 Tone	1	4.88	4.86	7.88	2.62	10.50
			2	5.00	5.00	8.01	2.62	10.63
			3	4.79	4.98	7.90	2.62	10.52
			4	4.86	5.07	7.98	2.62	10.60
			5	4.94	5.14	8.05	2.62	10.67
			6	4.97	5.15	8.07	2.62	10.69
			7	4.97	5.13	8.06	2.62	10.68
			8	4.88	5.67	8.30	2.62	10.92
	6345MHz (Ch79)	996+484+242 Tone	1	4.53	4.46	7.51	2.62	10.13
			2	4.55	4.54	7.56	2.62	10.18
			3	4.48	4.54	7.52	2.62	10.14
			4	4.52	4.57	7.56	2.62	10.18
			5	4.56	4.61	7.60	2.62	10.22
			6	4.53	4.55	7.55	2.62	10.17

©Copyright. All rights reserved by CTTL.

			7	4.56	4.57	7.58	2.62	10.20
			8	4.42	5.17	7.82	2.62	10.44
	6505MHz (Ch111)	996+484+242 Tone	1	6.83	6.81	9.83	2.26	12.09
			2	6.64	6.78	9.72	2.26	11.98
			3	6.72	6.84	9.79	2.26	12.05
			4	6.74	6.94	9.85	2.26	12.11
			5	6.73	6.92	9.84	2.26	12.10
			6	6.74	6.92	9.84	2.26	12.10
			7	6.73	6.89	9.82	2.26	12.08
			8	6.59	7.38	10.01	2.26	12.27
	6665MHz (Ch143)	996+484+242 Tone	1	7.25	7.14	10.21	2.66	12.87
			2	7.16	7.15	10.17	2.66	12.83
			3	7.19	7.20	10.21	2.66	12.87
			4	7.18	7.17	10.19	2.66	12.85
			5	7.24	7.16	10.21	2.66	12.87
			6	7.17	7.18	10.19	2.66	12.85
			7	7.25	7.24	10.26	2.66	12.92
			8	6.88	7.37	10.14	2.66	12.80
	6825MHz (Ch175)	996+484+242 Tone	1	6.94	6.78	9.87	2.66	12.53
			2	6.94	6.80	9.88	2.66	12.54
			3	6.94	6.86	9.91	2.66	12.57
			4	6.96	6.87	9.93	2.66	12.59
			5	7.03	6.88	9.97	2.66	12.63
			6	7.01	6.94	9.99	2.66	12.65
			7	6.99	6.98	10.00	2.66	12.66
			8	6.72	7.06	9.90	2.66	12.56
	6985MHz (Ch207)	996+484+242 Tone	1	5.01	4.89	7.96	4.21	12.17
			2	4.98	4.90	7.95	4.21	12.16
			3	5.01	4.94	7.99	4.21	12.20
			4	4.99	4.96	7.99	4.21	12.20
			5	5.02	4.80	7.92	4.21	12.13
			6	5.01	4.95	7.99	4.21	12.20
			7	5.06	5.03	8.06	4.21	12.27
			8	4.66	4.88	7.78	4.21	11.99

©Copyright. All rights reserved by CTTL.

Mode	Channel	Tone	Test Result (dBm)					
			configure	Ant0 (dBm)	Ant1 (dBm)	MIMO (dBm)	Directional Gain (dBi)	MIMO EIRP (dBm)
				MCS0	MCS0	MCS0	MCS0	MCS0
802.11be-160	6025MHz (Ch15)	996+484 Tone	1	6.10	6.74	9.44	2.62	12.06
			2	6.13	6.77	9.47	2.62	12.09
			3	5.89	6.55	9.24	2.62	11.86
			4	5.85	6.72	9.32	2.62	11.94
	6185MHz (Ch47)	996+484 Tone	1	6.27	6.42	9.36	2.62	11.98
			2	6.31	6.55	9.44	2.62	12.06
			3	6.21	6.54	9.39	2.62	12.01
			4	6.15	6.47	9.32	2.62	11.94
	6345MHz (Ch79)	996+484 Tone	1	5.92	5.96	8.95	2.62	11.57
			2	5.96	6.07	9.03	2.62	11.65
			3	5.76	5.93	8.86	2.62	11.48
			4	5.76	5.93	8.86	2.62	11.48
	6505MHz (Ch111)	996+484 Tone	1	8.32	8.42	11.38	2.26	13.64
			2	8.16	8.38	11.28	2.26	13.54
			3	7.87	8.20	11.05	2.26	13.31
			4	7.98	7.97	10.99	2.26	13.25
	6665MHz (Ch143)	996+484 Tone	1	8.77	8.74	11.77	2.66	14.43
			2	8.62	8.59	11.62	2.66	14.28
			3	8.35	8.42	11.40	2.66	14.06
			4	8.31	8.26	11.30	2.66	13.96
	6825MHz (Ch175)	996+484 Tone	1	8.42	8.26	11.35	2.66	14.01
			2	8.44	8.43	11.45	2.66	14.11
			3	8.22	8.20	11.22	2.66	13.88
			4	8.06	7.89	10.99	2.66	13.65
	6985MHz (Ch207)	996+484 Tone	1	6.42	6.43	9.44	4.21	13.65
			2	6.40	6.42	9.42	4.21	13.63
			3	6.23	6.14	9.20	4.21	13.41
			4	6.11	5.98	9.06	4.21	13.27

©Copyright. All rights reserved by CTTL.

802.11be-320 MRU(large) & punctured

Mode	Channel	Tone	Test Result (dBm)					
			configure	Ant0 (dBm)	Ant1 (dBm)	MIMO (dBm)	Directional Gain (dBi)	MIMO EIRP (dBm)
				MCS0	MCS0	MCS0	MCS0	MCS0
802.11be-320	6105MHz (Ch31)	2x996+484 Tone	1	5.45	5.12	8.30	2.62	10.92
			2	5.52	5.07	8.31	2.62	10.93
			3	5.49	5.03	8.28	2.62	10.90
			4	5.45	4.97	8.23	2.62	10.85
			5	5.50	5.11	8.32	2.62	10.94
			6	5.55	5.14	8.36	2.62	10.98
			7	5.16	4.83	8.01	2.62	10.63
			8	5.14	4.86	8.01	2.62	10.63
			9	5.17	4.75	7.98	2.62	10.60
			10	5.24	4.88	8.07	2.62	10.69
			11	5.31	4.99	8.16	2.62	10.78
			12	5.37	4.82	8.11	2.62	10.73
		3x996 Tone	1	5.06	4.79	7.94	2.62	10.56
			2	5.06	4.70	7.89	2.62	10.51
			3	5.16	4.75	7.97	2.62	10.59
			4	5.37	4.91	8.16	2.62	10.78
		3x996+484 Tone	1	5.23	4.78	8.02	2.62	10.64
			2	5.25	4.82	8.05	2.62	10.67
			3	5.22	6.13	8.71	2.62	11.33
			4	5.19	4.84	8.03	2.62	10.65
			5	5.18	4.83	8.02	2.62	10.64
			6	5.24	4.88	8.07	2.62	10.69
			7	5.28	4.91	8.11	2.62	10.73
			8	5.30	4.92	8.12	2.62	10.74
	6265MHz (Ch63)	2x996+484 Tone	1	5.83	5.89	8.87	2.62	11.49
			2	5.13	5.94	8.56	2.62	11.18
			3	5.17	5.97	8.60	2.62	11.22
			4	5.21	6.04	8.66	2.62	11.28
			5	5.26	6.09	8.71	2.62	11.33
			6	5.29	6.12	8.74	2.62	11.36
			7	4.79	5.57	8.21	2.62	10.83

©Copyright. All rights reserved by CTTL.

			8	4.83	5.59	8.24	2.62	10.86
			9	4.88	5.66	8.30	2.62	10.92
			10	4.94	5.71	8.35	2.62	10.97
			11	4.89	5.74	8.35	2.62	10.97
			12	4.92	5.72	8.35	2.62	10.97
		3x996 Tone	1	4.71	5.50	8.13	2.62	10.75
			2	4.88	5.63	8.28	2.62	10.90
			3	5.06	5.81	8.46	2.62	11.08
			4	5.04	5.82	8.46	2.62	11.08
		3x996+484 Tone	1	4.90	5.70	8.33	2.62	10.95
			2	4.94	5.73	8.36	2.62	10.98
			3	5.03	5.77	8.43	2.62	11.05
			4	5.03	5.77	8.43	2.62	11.05
			5	5.05	5.81	8.46	2.62	11.08
			6	5.16	5.85	8.53	2.62	11.15
			7	5.11	5.84	8.50	2.62	11.12
			8	5.08	5.82	8.48	2.62	11.10
	6425MHz (Ch95)	2x996+484 Tone	1	6.14	7.01	9.61	2.26	11.87
			2	6.19	7.07	9.66	2.26	11.92
			3	6.27	7.09	9.71	2.26	11.97
			4	6.28	7.07	9.70	2.26	11.96
			5	6.28	7.08	9.71	2.26	11.97
			6	6.29	7.05	9.70	2.26	11.96
			7	6.34	7.00	9.69	2.26	11.95
			8	6.33	7.00	9.69	2.26	11.95
			9	6.32	7.02	9.69	2.26	11.95
			10	6.28	6.99	9.66	2.26	11.92
			11	6.29	7.02	9.68	2.26	11.94
			12	6.20	7.01	9.63	2.26	11.89
		3x996 Tone	1	7.14	7.83	10.51	2.26	12.77
			2	7.16	7.88	10.55	2.26	12.81
			3	7.06	7.90	10.51	2.26	12.77
			4	6.95	7.87	10.44	2.26	12.70
		3x996+484 Tone	1	5.98	6.95	9.50	2.26	11.76
			2	6.02	6.99	9.54	2.26	11.80
			3	6.05	6.99	9.56	2.26	11.82
			4	6.00	7.00	9.54	2.26	11.80
			5	6.03	6.99	9.55	2.26	11.81
			6	5.99	6.98	9.52	2.26	11.78
			7	6.01	6.97	9.53	2.26	11.79

©Copyright. All rights reserved by CTTL.

			8	6.00	6.98	9.53	2.26	11.79
	6585MHz (Ch127)	2x996+484 Tone	1	7.38	7.93	10.67	2.66	13.33
			2	7.41	7.99	10.72	2.66	13.38
			3	7.41	8.00	10.73	2.66	13.39
			4	7.39	8.02	10.73	2.66	13.39
			5	7.36	7.99	10.70	2.66	13.36
			6	7.31	7.98	10.67	2.66	13.33
			7	7.71	8.05	10.89	2.66	13.55
			8	7.66	8.09	10.89	2.66	13.55
			9	7.70	8.09	10.91	2.66	13.57
			10	7.59	8.06	10.84	2.66	13.50
			11	7.62	8.06	10.86	2.66	13.52
			12	7.56	8.06	10.83	2.66	13.49
		3x996 Tone	1	7.47	7.91	10.71	2.66	13.37
			2	7.39	7.92	10.67	2.66	13.33
			3	7.32	7.89	10.62	2.66	13.28
			4	7.25	7.85	10.57	2.66	13.23
		3x996+484 Tone	1	7.51	8.00	10.77	2.66	13.43
			2	7.52	7.98	10.77	2.66	13.43
			3	7.55	8.01	10.80	2.66	13.46
			4	7.49	8.00	10.76	2.66	13.42
			5	7.45	7.98	10.73	2.66	13.39
			6	7.42	7.97	10.71	2.66	13.37
			7	7.43	7.97	10.72	2.66	13.38
			8	7.40	7.96	10.70	2.66	13.36
	6745MHz (Ch159)	2x996+484 Tone	1	7.17	7.97	10.60	2.66	13.26
			2	7.14	7.97	10.59	2.66	13.25
			3	7.10	7.97	10.57	2.66	13.23
			4	7.09	7.98	10.57	2.66	13.23
			5	7.23	8.12	10.71	2.66	13.37
			6	7.20	8.14	10.71	2.66	13.37
			7	6.97	7.75	10.39	2.66	13.05
			8	6.95	7.69	10.35	2.66	13.01
			9	7.09	7.84	10.49	2.66	13.15
			10	7.22	7.90	10.58	2.66	13.24
			11	7.32	7.91	10.64	2.66	13.30
			12	7.49	7.82	10.67	2.66	13.33
		3x996 Tone	1	7.06	7.67	10.39	2.66	13.05
			2	7.00	7.61	10.33	2.66	12.99
			3	7.23	7.87	10.57	2.66	13.23

©Copyright. All rights reserved by CTTL.

			4	7.19	7.92	10.58	2.66	13.24
		3x996+484 Tone	1	7.24	7.86	10.57	2.66	13.23
			2	7.21	7.85	10.55	2.66	13.21
			3	7.16	7.80	10.50	2.66	13.16
			4	7.22	7.75	10.50	2.66	13.16
			5	7.26	7.89	10.60	2.66	13.26
			6	7.30	7.92	10.63	2.66	13.29
			7	7.28	7.92	10.62	2.66	13.28
			8	7.25	7.91	10.60	2.66	13.26
	6905MHz (Ch191)	2x996+484 Tone	1	5.42	5.81	8.63	4.21	12.84
			2	5.57	5.86	8.73	4.21	12.94
			3	5.46	5.85	8.67	4.21	12.88
			4	5.40	5.79	8.61	4.21	12.82
			5	5.42	5.81	8.63	4.21	12.84
			6	5.48	5.77	8.64	4.21	12.85
			7	5.57	5.96	8.78	4.21	12.99
			8	5.48	5.91	8.71	4.21	12.92
			9	5.61	5.92	8.78	4.21	12.99
			10	5.50	5.89	8.71	4.21	12.92
			11	5.49	5.86	8.69	4.21	12.90
			12	5.46	5.87	8.68	4.21	12.89
		3x996 Tone	1	5.40	5.76	8.59	4.21	12.80
			2	5.39	5.77	8.59	4.21	12.80
			3	5.33	5.74	8.55	4.21	12.76
			4	5.30	5.64	8.48	4.21	12.69
		3x996+484 Tone	1	5.51	5.82	8.68	4.21	12.89
			2	5.45	5.86	8.67	4.21	12.88
			3	5.52	5.84	8.69	4.21	12.90
			4	5.48	5.81	8.66	4.21	12.87
			5	5.53	5.77	8.66	4.21	12.87
			6	5.43	5.74	8.60	4.21	12.81
			7	5.40	5.73	8.58	4.21	12.79
			8	5.41	5.71	8.57	4.21	12.78

Note:Low power Indoor access point and standard access points share the same power level.

©Copyright. All rights reserved by CTTL.

11A-MIMO_Ant0_5955
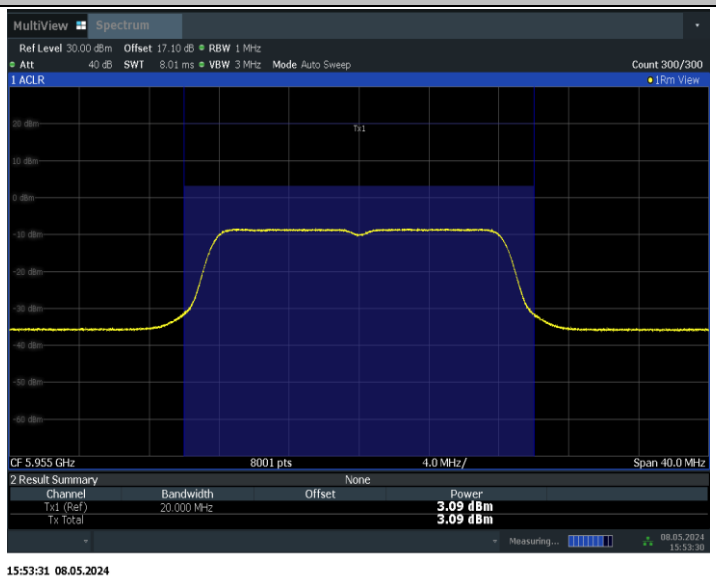

Duty Cycle

Mode	11a					
Duty Cycle	99%					
Mode	11ax-HE 20M	11ax-HE 40M	11ax-HE 80M	11ax-HE 160M		
Duty Cycle	99%	99%	99%	99%		
Mode	11ax-HE 20M RU	11ax-HE 40M RU	11ax-HE 80M RU	11ax-HE 160M RU		
Duty Cycle	99%	99%	99%	99%		
Mode	11be-EHT 20M	11be-EHT 40M	11be-EHT 80M	11be-EHT 160M	11be-EHT 320M	
Duty Cycle	99%	99%	99%	99%	99%	
Mode	11be-EHT 20M RU	11be-EHT 40M RU	11be-EHT 80M RU	11be-EHT 160M RU	11be-EHT 320M RU	11be-EHT 20M 52+26 MRU

©Copyright. All rights reserved by CTTL.

Duty Cycle	99%	99%	99%	99%	99%	99%	
Mode	11be-EHT 20M 106+26 MRU	11be-EHT 80M 484+242 MRU	11be-EHT 160M 996+484+242 MRU	11be-EHT 160M 996+484 MRU	11be-EHT 320M 2*996+484 MRU	11be-EHT 320M 3*996 MRU	11be-EHT 320M 3*996+484 MRU
Duty Cycle	99%	99%	99%	99%	99%	99%	99%

Conclusion: PASS

A.3. Peak Power Spectral Density (conducted)

Measurement Limit and Method:

Standard	Frequency (MHz)	e.i.r.p Limit (dBm/MHz)
FCC CRF Part 15.407(a)	5925MHz~6425MHz	-1
	6425MHz~6525MHz	-1
	6525MHz~6875MHz	-1
	6875MHz~7125MHz	-1

The output power measurement method Section F is made according to KDB 987594 and KDB 789033.

Note: mimo eirp value=Conducted values (with conducted samples) + Antenna Gain.

Measurement Results:

MIMO:

11a

Mode	Channel	Test Result				
		Ant0(dBm)	Ant1(dBm)	MIMO(dBm)	Directional Gain(dBi)	MIMO EIRP(dBm)
		6M	6M	6M	6M	6M
802.11a	5955MHz (Ch1)	-8.58	-8.21	-5.38	2.62	-2.76
	6175MHz (Ch45)	-8.04	-7.92	-4.97	2.62	-2.35
	6415MHz (Ch93)	-7.67	-7.95	-4.80	2.62	-2.18
	6435MHz (Ch97)	-8.33	-7.58	-4.93	2.26	-2.67

©Copyright. All rights reserved by CTTL.

	6475MHz (Ch105)	-8.40	-7.49	-4.91	2.26	-2.65
	6515MHz (Ch113)	-8.00	-7.60	-4.79	2.26	-2.53
	6535MHz (Ch117)	-8.22	-8.12	-5.16	2.66	-2.50
	6695MHz (Ch149)	-8.02	-7.93	-4.96	2.66	-2.30
	6855MHz (Ch181)	-8.38	-8.30	-5.33	2.66	-2.67
	6875MHz (Ch185)	-9.29	-9.16	-6.21	4.21	-2.00
	6895MHz (ch189)	-9.50	-9.10	-6.29	4.21	-2.08
	6995MHz (Ch209)	-9.50	-8.99	-6.23	4.21	-2.02
	7115MHz (Ch233)	-17.18	-14.72	-12.77	4.21	-8.56

802.11be-EHT20 full RU

Mode	Channel	Test Result (dBm)				
		Ant0(dBm)	Ant1(dBm)	MIMO(dBm)	Directional Gain(dBi)	MIMO EIRP(dBm)
		MCS0	MCS0	MCS0	MCS0	MCS0
802.11be-EHT20 full RU	5955MHz (Ch1)	-9.77	-9.08	-6.40	2.62	-3.78
	6175MHz (Ch45)	-9.42	-8.99	-6.19	2.62	-3.57
	6415MHz (Ch93)	-8.43	-8.84	-5.62	2.62	-3.00
	6435MHz (Ch97)	-8.91	-8.29	-5.58	2.26	-3.32
	6475MHz (Ch105)	-9.10	-8.28	-5.66	2.26	-3.40
	6515MHz (Ch113)	-8.54	-8.22	-5.37	2.26	-3.11
	6535MHz (Ch117)	-8.75	-8.57	-5.65	2.66	-2.99
	6695MHz (Ch149)	-8.74	-8.52	-5.62	2.66	-2.96
	6855MHz (Ch181)	-9.01	-8.80	-5.89	2.66	-3.23

©Copyright. All rights reserved by CTTL.

	6875MHz (Ch185)	-10.28	-9.94	-7.10	4.21	-2.89
	6895MHz (ch189)	-10.47	-10.02	-7.23	4.21	-3.02
	6995MHz (Ch209)	-10.43	-9.59	-6.98	4.21	-2.77
	7115MHz (Ch233)	-18.93	-18.67	-15.79	4.21	-11.58

802.11be-EHT40 full RU

Mode	Channel	Test Result (dBm)				
		Ant0(dBm)	Ant1(dBm)	MIMO(dBm)	Directional Gain(dBi)	MIMO EIRP(dBm)
		MCS0	MCS0	MCS0	MCS0	MCS0
802.11be-EHT40 full RU	5965MHz (Ch3)	-10.82	-10.24	-7.51	2.62	-4.89
	6165MHz (Ch43)	-11.27	-11.09	-8.17	2.62	-5.55
	6405MHz (Ch91)	-11.51	-10.94	-8.21	2.62	-5.59
	6445MHz (Ch99)	-9.35	-8.78	-6.05	2.26	-3.79
	6485MHz (Ch107)	-9.51	-8.50	-5.97	2.26	-3.71
	6525MHz (Ch115)	-9.33	-8.98	-6.14	2.26	-3.88
	6565MHz (Ch123)	-9.01	-8.97	-5.98	2.66	-3.32
	6685MHz (Ch147)	-8.88	-8.54	-5.70	2.66	-3.04
	6845MHz (Ch179)	-9.43	-9.17	-6.29	2.66	-3.63
	6885MHz (Ch187)	-11.35	-10.76	-8.03	4.21	-3.82
	6925MHz (ch195)	-11.67	-11.10	-8.37	4.21	-4.16
	6965MHz (Ch203)	-11.38	-11.07	-8.21	4.21	-4.00
	7085MHz (Ch227)	-11.40	-10.68	-8.01	4.21	-3.80

©Copyright. All rights reserved by CTTL.

802.11be-EHT80 full RU

Mode	Channel	Tone	Test Result (dBm)					
			configure	Ant0 (dBm)	Ant1 (dBm)	MIMO (dBm)	Directional Gain(dBi)	MIMO EIRP(dBm)
				MCS0	MCS0	MCS0	MCS0	MCS0
802.11be-EHT80 full RU	5985MHz (Ch7)	/	/	-13.79	-13.27	-10.51	2.62	-7.89
	6145MHz (Ch39)	/	/	-14.03	-14.13	-11.07	2.62	-8.45
	6385MHz (Ch87)	/	/	-14.15	-13.73	-10.92	2.62	-8.30
	6465MHz (Ch103)	/	/	-11.77	-11.76	-8.75	2.26	-6.49
	6545MHz (Ch119)	/	/	-11.79	-11.49	-8.63	2.66	-5.97
	6625MHz (Ch135)	/	/	-11.21	-11.63	-8.40	2.66	-5.74
	6705MHz (Ch151)	/	/	-11.64	-11.43	-8.52	2.66	-5.86
	6785MHz (Ch167)	/	/	-11.95	-12.13	-9.03	2.66	-6.37
	6865MHz (Ch183)	/	/	-11.98	-11.79	-8.87	2.66	-6.21
	6945MHz (Ch199)	/	/	-14.34	-14.04	-11.18	4.21	-6.97
	7025MHz (Ch215)	/	/	-13.74	-13.73	-10.72	4.21	-6.51

©Copyright. All rights reserved by CTTL.

802.11be-EHT160 full RU

Mode	Channel	Tone	Test Result (dBm)					
			configure	Ant0 (dBm)	Ant1 (dBm)	MIMO (dBm)	Directional Gain(dBi)	MIMO EIRP(dBm)
				MCS0	MCS0	MCS0	MCS0	MCS0
802.11be-EHT160 full RU	6025MHz (Ch15)	/	/	-16.58	-16.53	-13.54	2.62	-10.92
	6185MHz (Ch47)	/	/	-16.31	-15.96	-13.12	2.62	-10.50
	6345MHz (Ch79)	/	/	-16.97	-16.90	-13.92	2.62	-11.30
	6505MHz (Ch111)	/	/	-14.66	-14.71	-11.67	2.26	-9.41
	6665MHz (Ch143)	/	/	-14.29	-14.35	-11.31	2.66	-8.65
	6825MHz (Ch175)	/	/	-14.61	-14.56	-11.57	2.66	-8.91
	6985MHz (Ch207)	/	/	-16.41	-16.32	-13.35	4.21	-9.14

802.11be-EHT320 full RU

Mode	Channel	Tone	Test Result (dBm)					
			configure	Ant0 (dBm)	Ant1 (dBm)	MIMO (dBm)	Directional Gain(dBi)	MIMO EIRP(dBm)
				MCS0	MCS0	MCS0	MCS0	MCS0
802.11be-EHT320 full RU	6105MHz (Ch31)	/	/	-18.22	-18.03	-15.11	2.62	-12.49
	6265MHz (Ch63)	/	/	-18.52	-18.00	-15.24	2.62	-12.62
	6425MHz (Ch95)	/	/	-17.59	-16.71	-14.12	2.26	-11.86
	6585MHz (Ch127)	/	/	-16.20	-15.92	-13.05	2.66	-10.39
	6745MHz (Ch159)	/	/	-15.65	-15.99	-12.81	2.66	-10.15
	6905MHz (Ch191)	/	/	-18.79	-18.18	-15.46	4.21	-11.25

©Copyright. All rights reserved by CTTL.

11A-MIMO_Ant0_5955
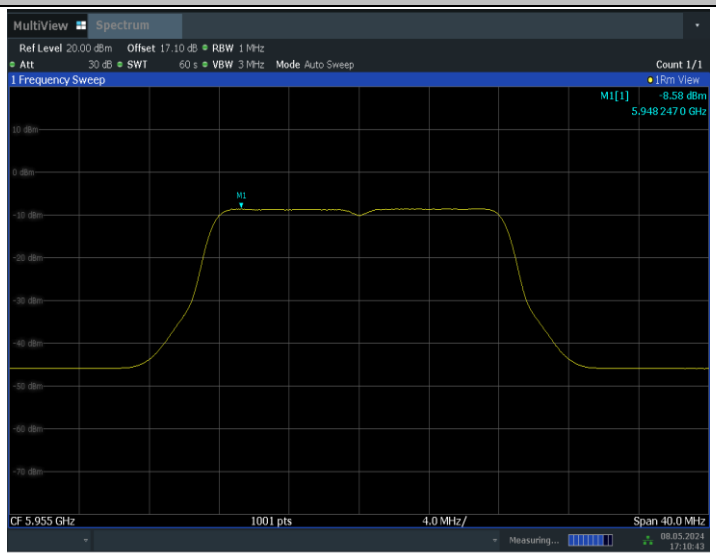

17:10:43 08.05.2024

©Copyright. All rights reserved by CTTL.

802.11be-EHT20 single RU

Mode	Channel	Test Result (dBm)				
		Ant0 (dBm)	Ant1 (dBm)	MIMO (dBm)	Directional Gain(dBi)	MIMO EIRP(dBm)
		MCS0	MCS0	MCS0	MCS0	MCS0
RU26-I	5955MHz (Ch1)	-8.78	-8.48	-5.62	2.62	-3.00
	6175MHz (Ch45)	-9.17	-8.40	-5.76	2.62	-3.14
	6415MHz (Ch93)	-9.32	-9.11	-6.20	2.62	-3.58
	6435MHz (Ch97)	-8.00	-7.82	-4.90	2.26	-2.64
	6475MHz (Ch105)	-8.30	-8.16	-5.22	2.26	-2.96
	6515MHz (Ch113)	-8.27	-8.25	-5.25	2.26	-2.99
RU26-R	6535MHz (Ch117)	-8.07	-8.40	-5.22	2.66	-2.56
	6695MHz (Ch149)	-7.67	-8.09	-4.86	2.66	-2.20
	6855MHz (Ch181)	-8.06	-8.30	-5.17	2.66	-2.51
	6875MHz (Ch185)	-10.03	-9.92	-6.96	4.21	-2.75
	6895MHz (ch189)	-10.17	-10.04	-7.09	4.21	-2.88
	6995MHz (Ch209)	-10.42	-10.18	-7.29	4.21	-3.08
	7115MHz (Ch233)	-10.13	-10.24	-7.17	4.21	-2.96

©Copyright. All rights reserved by CTTL.

Mode	Channel	Test Result (dBm)				
		Ant0 (dBm)	Ant1 (dBm)	MIMO (dBm)	Directional Gain(dBi)	MIMO EIRP (dBm)
		MCS0	MCS0	MCS0	MCS0	MCS0
RU52-I	5955MHz (Ch1)	-8.62	-7.90	-5.23	2.62	-2.61
	6175MHz (Ch45)	-9.00	-8.31	-5.63	2.62	-3.01
	6415MHz (Ch93)	-9.20	-8.83	-6.00	2.62	-3.38
	6435MHz (Ch97)	-7.91	-7.84	-4.86	2.26	-2.60
	6475MHz (Ch105)	-8.21	-7.98	-5.08	2.26	-2.82
	6515MHz (Ch113)	-8.20	-8.13	-5.15	2.26	-2.89
RU52-R	6535MHz (Ch117)	-7.87	-8.46	-5.14	2.66	-2.48
	6695MHz (Ch149)	-7.57	-8.00	-4.77	2.66	-2.11
	6855MHz (Ch181)	-8.16	-8.14	-5.14	2.66	-2.48
	6875MHz (Ch185)	-9.90	-9.84	-6.86	4.21	-2.65
	6895MHz (ch189)	-10.01	-9.92	-6.95	4.21	-2.74
	6995MHz (Ch209)	-10.34	-10.17	-7.24	4.21	-3.03
	7115MHz (Ch233)	-10.09	-10.13	-7.10	4.21	-2.89
Mode	Channel	Test Result (dBm)				
		Ant0 (dBm)	Ant1 (dBm)	MIMO (dBm)	Directional Gain(dBi)	MIMO EIRP (dBm)
		MCS0	MCS0	MCS0	MCS0	MCS0
RU106-I	5955MHz (Ch1)	-8.69	-8.08	-5.36	2.62	-2.74
	6175MHz (Ch45)	-9.02	-8.37	-5.67	2.62	-3.05

©Copyright. All rights reserved by CTTL.

	6415MHz (Ch93)	-8.98	-8.74	-5.85	2.62	-3.23
	6435MHz (Ch97)	-7.80	-7.84	-4.81	2.26	-2.55
	6475MHz (Ch105)	-8.08	-8.11	-5.08	2.26	-2.82
	6515MHz (Ch113)	-8.15	-8.23	-5.18	2.26	-2.92
RU106-R	6535MHz (Ch117)	-7.70	-8.48	-5.06	2.66	-2.40
	6695MHz (Ch149)	-7.71	-8.09	-4.89	2.66	-2.23
	6855MHz (Ch181)	-8.22	-8.10	-5.15	2.66	-2.49
	6875MHz (Ch185)	-9.97	-9.91	-6.93	4.21	-2.72
	6895MHz (ch189)	-10.01	-9.98	-6.99	4.21	-2.78
	6995MHz (Ch209)	-10.42	-10.17	-7.28	4.21	-3.07
	7115MHz (Ch233)	-10.06	-10.09	-7.06	4.21	-2.85

Note: All tested, only the worst cases were reported.

©Copyright. All rights reserved by CTTL.

802.11be-EHT20 MRU(small)

Mode	Channel	Test Result (dBm)				
		Ant0 (dBm)	Ant1 (dBm)	MIMO (dBm)	Directional Gain(dBi)	MIMO EIRP (dBm)
		MCS0	MCS0	MCS0	MCS0	MCS0
52 Tone,index38 + 26Tone,index1	5955MHz (Ch1)	-10.90	-11.03	-7.95	2.62	-5.33
	6175MHz (Ch45)	-11.34	-11.06	-8.19	2.62	-5.57
	6415MHz (Ch93)	-11.68	-11.46	-8.56	2.62	-5.94
	6435MHz (Ch97)	-10.30	-9.89	-7.08	2.26	-4.82
	6475MHz (Ch105)	-10.37	-10.35	-7.35	2.26	-5.09
	6515MHz (Ch113)	-10.29	-10.30	-7.28	2.26	-5.02
52 Tone,index39 + 26Tone,index7	6535MHz (Ch117)	-10.02	-10.14	-7.07	2.66	-4.41
	6695MHz (Ch149)	-9.79	-10.31	-7.03	2.66	-4.37
	6855MHz (Ch181)	-10.37	-10.36	-7.35	2.66	-4.69
	6875MHz (Ch185)	-12.09	-12.21	-9.14	4.21	-4.93
	6895MHz (ch189)	-12.22	-11.82	-9.01	4.21	-4.80
	6995MHz (Ch209)	-12.44	-11.73	-9.06	4.21	-4.85
	7115MHz (Ch233)	-11.97	-12.34	-9.14	4.21	-4.93
Mode	Channel	Test Result (dBm)				
		Ant0 (dBm)	Ant1 (dBm)	MIMO (dBm)	Directional Gain(dBi)	MIMO EIRP (dBm)
		MCS0	MCS0	MCS0	MCS0	MCS0
106 Tone,index53 + 26Tone,index4	5955MHz (Ch1)	-9.01	-8.57	-5.77	2.62	-3.15
	6175MHz (Ch45)	-9.62	-9.54	-6.57	2.62	-3.95
	6415MHz (Ch93)	-9.94	-9.86	-6.89	2.62	-4.27
	6435MHz (Ch97)	-8.69	-8.51	-5.59	2.26	-3.33
	6475MHz (Ch105)	-8.74	-9.07	-5.89	2.26	-3.63
	6515MHz (Ch113)	-8.72	-8.82	-5.76	2.26	-3.50
106 Tone,index54 + 26Tone,index4	6535MHz (Ch117)	-8.65	-8.65	-5.64	2.66	-2.98
	6695MHz (Ch149)	-8.35	-8.96	-5.63	2.66	-2.97
	6855MHz (Ch181)	-8.91	-9.06	-5.97	2.66	-3.31
	6875MHz (Ch185)	-10.69	-10.74	-7.70	4.21	-3.49
	6895MHz (ch189)	-10.90	-10.40	-7.63	4.21	-3.42
	6995MHz (Ch209)	-11.00	-10.23	-7.59	4.21	-3.38
	7115MHz (Ch233)	-10.82	-11.07	-7.93	4.21	-3.72

©Copyright. All rights reserved by CTTL.

802.11be-EHT80 MRU(large)

Mode	Channel	Tone	Test Result (dBm)					
			configure	Ant0 (dBm)	Ant1 (dBm)	MIMO (dBm)	Directional Gain(dBi)	MIMO EIRP (dBm)
				MCS0	MCS0	MCS0	MCS0	MCS0
802.11be-EHT80	5985MHz (Ch7)	484+242 Tone	1	-10.32	-10.12	-7.21	2.62	-4.59
			2	-10.32	-9.59	-6.93	2.62	-4.31
			3	-10.36	-9.83	-7.08	2.62	-4.46
			4	-10.68	-10.26	-7.45	2.62	-4.83
	6145MHz (Ch39)	484+242 Tone	1	-10.88	-10.79	-7.82	2.62	-5.20
			2	-10.68	-10.69	-7.67	2.62	-5.05
			3	-10.67	-10.82	-7.73	2.62	-5.11
			4	-10.44	-10.37	-7.39	2.62	-4.77
	6385MHz (Ch87)	484+242 Tone	1	-10.80	-10.72	-7.75	2.62	-5.13
			2	-10.88	-10.57	-7.71	2.62	-5.09
			3	-10.74	-10.54	-7.63	2.62	-5.01
			4	-10.91	-10.34	-7.61	2.62	-4.99
	6465MHz (Ch103)	484+242 Tone	1	-8.67	-8.48	-5.56	2.26	-3.30
			2	-8.75	-8.76	-5.74	2.26	-3.48
			3	-8.64	-8.55	-5.58	2.26	-3.32
			4	-9.04	-8.08	-5.52	2.26	-3.26
	6545MHz (Ch119)	484+242 Tone	1	-8.58	-8.51	-5.53	2.66	-2.87
			2	-8.66	-8.30	-5.47	2.66	-2.81
			3	-8.55	-8.40	-5.46	2.66	-2.80
			4	-8.70	-8.35	-5.51	2.66	-2.85
	6625MHz (Ch135)	484+242 Tone	1	-7.81	-8.24	-5.01	2.66	-2.35
			2	-7.82	-8.52	-5.15	2.66	-2.49
			3	-7.68	-8.14	-4.89	2.66	-2.23
			4	-8.15	-8.21	-5.17	2.66	-2.51
	6705MHz (Ch151)	484+242 Tone	1	-8.22	-8.10	-5.15	2.66	-2.49
			2	-8.25	-8.04	-5.13	2.66	-2.47
			3	-8.17	-8.34	-5.24	2.66	-2.58
			4	-8.26	-8.07	-5.15	2.66	-2.49
	6785MHz (Ch167)	484+242 Tone	1	-8.57	-9.11	-5.82	2.66	-3.16
			2	-8.47	-9.02	-5.73	2.66	-3.07
			3	-8.44	-8.79	-5.60	2.66	-2.94
			4	-8.43	-8.64	-5.52	2.66	-2.86
	6865MHz (Ch183)	484+242 Tone	1	-8.48	-8.36	-5.41	2.66	-2.75
			2	-8.52	-8.36	-5.43	2.66	-2.77

©Copyright. All rights reserved by CTTL.

			3	-8.51	-8.49	-5.49	2.66	-2.83
			4	-8.64	-8.56	-5.59	2.66	-2.93
	6945MHz (Ch199)	484+242 Tone	1	-10.93	-10.69	-7.80	4.21	-3.59
			2	-10.88	-10.77	-7.81	4.21	-3.60
			3	-10.78	-10.74	-7.75	4.21	-3.54
			4	-11.00	-10.47	-7.72	4.21	-3.51
	7025MHz (Ch215)	484+242 Tone	1	-10.37	-10.46	-7.40	4.21	-3.19
			2	-10.28	-10.53	-7.39	4.21	-3.18
			3	-10.24	-10.59	-7.40	4.21	-3.19
			4	-10.62	-10.45	-7.52	4.21	-3.31

802.11be-EHT160 MRU(large)

Mode	Channel	Tone	Test Result (dBm)					
			configure	Ant0 (dBm)	Ant1 (dBm)	MIMO (dBm)	Directional Gain(dBi)	MIMO EIRP (dBm)
				MCS0	MCS0	MCS0	MCS0	MCS0
802.11be-EHT160	6025MHz (Ch15)	996+484+242 Tone	1	-15.07	-14.41	-11.72	2.62	-9.10
			2	-15.14	-14.23	-11.65	2.62	-9.03
			3	-15.27	-14.20	-11.69	2.62	-9.07
			4	-15.12	-13.88	-11.45	2.62	-8.83
			5	-15.13	-14.06	-11.55	2.62	-8.93
			6	-15.20	-14.20	-11.66	2.62	-9.04
			7	-15.40	-14.29	-11.80	2.62	-9.18
			8	-14.70	-14.18	-11.42	2.62	-8.80
	6185MHz (Ch47)	996+484+242 Tone	1	-14.99	-14.77	-11.87	2.62	-9.25
			2	-15.01	-14.61	-11.80	2.62	-9.18
			3	-15.11	-14.47	-11.77	2.62	-9.15
			4	-14.83	-14.39	-11.59	2.62	-8.97
			5	-14.88	-14.36	-11.60	2.62	-8.98
			6	-14.87	-14.62	-11.73	2.62	-9.11
			7	-14.91	-14.66	-11.77	2.62	-9.15
			8	-15.00	-14.43	-11.70	2.62	-9.08
	6345MHz (Ch79)	996+484+242 Tone	1	-15.47	-15.48	-12.46	2.62	-9.84
			2	-15.59	-15.30	-12.43	2.62	-9.81
			3	-15.50	-15.19	-12.33	2.62	-9.71
			4	-15.56	-15.40	-12.47	2.62	-9.85
			5	-15.40	-15.18	-12.28	2.62	-9.66
			6	-15.47	-15.30	-12.37	2.62	-9.75

©Copyright. All rights reserved by CTTL.

			7	-15.56	-15.30	-12.42	2.62	-9.80
			8	-15.69	-14.79	-12.21	2.62	-9.59
	6505MHz (Ch111)	996+484+242 Tone	1	-13.10	-13.44	-10.26	2.26	-8.00
			2	-13.26	-13.45	-10.34	2.26	-8.08
			3	-13.08	-13.30	-10.18	2.26	-7.92
			4	-12.97	-13.27	-10.11	2.26	-7.85
			5	-12.99	-13.20	-10.08	2.26	-7.82
			6	-13.05	-13.29	-10.16	2.26	-7.90
			7	-13.12	-13.22	-10.16	2.26	-7.90
			8	-13.36	-12.84	-10.08	2.26	-7.82
	6665MHz (Ch143)	996+484+242 Tone	1	-12.66	-13.17	-9.90	2.66	-7.24
			2	-12.61	-13.04	-9.81	2.66	-7.15
			3	-12.63	-13.04	-9.82	2.66	-7.16
			4	-12.60	-13.07	-9.82	2.66	-7.16
			5	-12.39	-12.95	-9.65	2.66	-6.99
			6	-12.61	-12.95	-9.77	2.66	-7.11
			7	-12.62	-12.89	-9.74	2.66	-7.08
			8	-13.07	-12.92	-9.98	2.66	-7.32
	6825MHz (Ch175)	996+484+242 Tone	1	-12.92	-13.38	-10.13	2.66	-7.47
			2	-12.94	-13.34	-10.13	2.66	-7.47
			3	-12.94	-13.32	-10.12	2.66	-7.46
			4	-12.97	-13.27	-10.11	2.66	-7.45
			5	-12.83	-13.31	-10.05	2.66	-7.39
			6	-12.89	-13.11	-9.99	2.66	-7.33
			7	-12.97	-13.13	-10.04	2.66	-7.38
			8	-13.33	-12.98	-10.14	2.66	-7.48
	6985MHz (Ch207)	996+484+242 Tone	1	-14.80	-14.99	-11.88	4.21	-7.67
			2	-14.88	-14.91	-11.88	4.21	-7.67
			3	-14.88	-14.89	-11.87	4.21	-7.66
			4	-14.68	-14.77	-11.71	4.21	-7.50
			5	-12.81	-12.94	-9.86	4.21	-5.65
			6	-14.88	-14.69	-11.77	4.21	-7.56
			7	-14.98	-14.74	-11.85	4.21	-7.64
			8	-15.37	-14.87	-12.10	4.21	-7.89

©Copyright. All rights reserved by CTTL.

Mode	Channel	Tone	Test Result (dBm)					
			configure	Ant0 (dBm)	Ant1 (dBm)	MIMO (dBm)	Directional Gain(dBi)	MIMO EIRP (dBm)
				MCS0	MCS0	MCS0	MCS0	MCS0
802.11be-EHT160	6025MHz (Ch15)	996+484 Tone	1	-13.21	-12.27	-9.70	2.62	-7.08
			2	-12.99	-11.78	-9.33	2.62	-6.71
			3	-13.09	-12.67	-9.86	2.62	-7.24
			4	-13.37	-12.10	-9.68	2.62	-7.06
	6185MHz (Ch47)	996+484 Tone	1	-13.04	-12.61	-9.81	2.62	-7.19
			2	-12.71	-11.89	-9.27	2.62	-6.65
			3	-12.97	-12.27	-9.60	2.62	-6.98
			4	-13.27	-12.66	-9.94	2.62	-7.32
	6345MHz (Ch79)	996+484 Tone	1	-13.51	-13.20	-10.34	2.62	-7.72
			2	-13.39	-13.14	-10.25	2.62	-7.63
			3	-13.38	-13.16	-10.26	2.62	-7.64
			4	-13.76	-13.35	-10.54	2.62	-7.92
	6505MHz (Ch111)	996+484 Tone	1	-10.73	-10.90	-7.80	2.26	-5.54
			2	-10.92	-11.17	-8.03	2.26	-5.77
			3	-11.14	-11.18	-8.15	2.26	-5.89
			4	-11.04	-11.48	-8.24	2.26	-5.98
	6665MHz (Ch143)	996+484 Tone	1	-10.42	-10.82	-7.61	2.66	-4.95
			2	-10.57	-11.07	-7.80	2.66	-5.14
			3	-10.60	-10.98	-7.78	2.66	-5.12
			4	-11.02	-11.36	-8.18	2.66	-5.52
	6825MHz (Ch175)	996+484 Tone	1	-10.78	-11.17	-7.96	2.66	-5.30
			2	-10.77	-11.04	-7.89	2.66	-5.23
			3	-10.92	-11.45	-8.17	2.66	-5.51
			4	-11.34	-11.55	-8.43	2.66	-5.77
	6985MHz (Ch207)	996+484 Tone	1	-12.84	-12.89	-9.85	4.21	-5.64
			2	-12.71	-12.70	-9.69	4.21	-5.48
			3	-12.92	-12.92	-9.91	4.21	-5.70
			4	-13.30	-13.20	-10.24	4.21	-6.03

©Copyright. All rights reserved by CTTL.

802.11be-EHT320 MRU(large)

Mode	Channel	Tone	Test Result (dBm)					
			configure	Ant0 (dBm)	Ant1 (dBm)	MIMO (dBm)	Directional Gain(dBi)	MIMO EIRP (dBm)
				MCS0	MCS0	MCS0	MCS0	MCS0
802.11be-EHT320	6105MHz (Ch31)	2x996+484 Tone	1	-15.85	-16.60	-13.20	2.62	-10.58
			2	-15.79	-16.70	-13.21	2.62	-10.59
			3	-15.63	-16.74	-13.14	2.62	-10.52
			4	-15.46	-16.65	-13.00	2.62	-10.38
			5	-15.52	-16.62	-13.02	2.62	-10.40
			6	-15.50	-16.55	-12.98	2.62	-10.36
			7	-16.04	-16.81	-13.40	2.62	-10.78
			8	-15.91	-15.96	-12.92	2.62	-10.30
			9	-15.97	-16.94	-13.42	2.62	-10.80
			10	-15.89	-16.76	-13.29	2.62	-10.67
			11	-15.98	-16.71	-13.32	2.62	-10.70
			12	-15.93	-17.10	-13.47	2.62	-10.85
		3x996 Tone	1	-16.80	-17.76	-14.24	2.62	-11.62
			2	-16.47	-17.71	-14.04	2.62	-11.42
			3	-16.41	-17.68	-13.99	2.62	-11.37
			4	-16.47	-17.05	-13.74	2.62	-11.12
		3x996+484 Tone	1	-17.22	-18.30	-14.72	2.62	-12.10
			2	-17.20	-18.20	-14.66	2.62	-12.04
			3	-17.04	-16.99	-14.00	2.62	-11.38
			4	-16.92	-17.23	-14.06	2.62	-11.44
			5	-18.08	-17.31	-14.67	2.62	-12.05
			6	-17.84	-17.32	-14.56	2.62	-11.94
			7	-17.85	-17.42	-14.62	2.62	-12.00
			8	-17.86	-17.50	-14.67	2.62	-12.05
	6265MHz (Ch63)	2x996+484 Tone	1	-16.01	-15.87	-12.93	2.62	-10.31
			2	-16.61	-15.75	-13.15	2.62	-10.53
			3	-16.39	-15.62	-12.98	2.62	-10.36
			4	-16.20	-15.54	-12.85	2.62	-10.23
			5	-16.39	-15.51	-12.92	2.62	-10.30
			6	-16.31	-15.64	-12.95	2.62	-10.33
			7	-16.78	-15.58	-13.13	2.62	-10.51

©Copyright. All rights reserved by CTTL.

			8	-16.52	-15.38	-12.90	2.62	-10.28
			9	-16.71	-15.47	-13.04	2.62	-10.42
			10	-16.62	-15.59	-13.06	2.62	-10.44
			11	-16.69	-15.76	-13.19	2.62	-10.57
			12	-16.75	-15.80	-13.24	2.62	-10.62
		3x996 Tone	1	-17.61	-16.59	-14.06	2.62	-11.44
			2	-17.05	-16.17	-13.58	2.62	-10.96
			3	-17.16	-16.25	-13.67	2.62	-11.05
			4	-17.30	-16.64	-13.95	2.62	-11.33
		3x996+484 Tone	1	-17.95	-17.03	-14.46	2.62	-11.84
			2	-17.94	-16.98	-14.42	2.62	-11.80
			3	-17.78	-16.91	-14.31	2.62	-11.69
			4	-17.68	-16.73	-14.17	2.62	-11.55
			5	-17.78	-16.78	-14.24	2.62	-11.62
			6	-17.70	-16.85	-14.24	2.62	-11.62
			7	-17.75	-17.07	-14.39	2.62	-11.77
			8	-17.89	-17.12	-14.48	2.62	-11.86
	6425MHz (Ch95)	2x996+484 Tone	1	-15.96	-14.71	-12.28	2.26	-10.02
			2	-16.02	-14.65	-12.27	2.26	-10.01
			3	-16.08	-14.55	-12.24	2.26	-9.98
			4	-16.04	-14.49	-12.19	2.26	-9.93
			5	-15.93	-14.42	-12.10	2.26	-9.84
			6	-15.99	-14.63	-12.25	2.26	-9.99
			7	-15.98	-14.38	-12.10	2.26	-9.84
			8	-15.92	-14.28	-12.01	2.26	-9.75
			9	-15.89	-14.27	-11.99	2.26	-9.73
			10	-15.74	-14.48	-12.05	2.26	-9.79
			11	-15.80	-14.56	-12.13	2.26	-9.87
			12	-15.98	-14.63	-12.24	2.26	-9.98
		3x996 Tone	1	-15.20	-14.42	-11.78	2.26	-9.52
			2	-14.99	-14.10	-11.51	2.26	-9.25
			3	-14.96	-14.10	-11.50	2.26	-9.24
			4	-15.47	-14.58	-11.99	2.26	-9.73
		3x996+484 Tone	1	-16.88	-15.91	-13.36	2.26	-11.10
			2	-16.83	-15.84	-13.30	2.26	-11.04
			3	-16.78	-15.78	-13.24	2.26	-10.98
			4	-16.68	-15.73	-13.17	2.26	-10.91
			5	-16.70	-15.75	-13.19	2.26	-10.93
			6	-16.83	-15.78	-13.26	2.26	-11.00
			7	-16.89	-15.90	-13.36	2.26	-11.10

©Copyright. All rights reserved by CTTL.

			8	-16.99	-15.90	-13.40	2.26	-11.14
	6585MHz (Ch127)	2x996+484 Tone	1	-14.90	-13.86	-11.34	2.66	-8.68
			2	-14.91	-13.76	-11.29	2.66	-8.63
			3	-14.69	-13.69	-11.15	2.66	-8.49
			4	-15.02	-13.56	-11.22	2.66	-8.56
			5	-14.93	-13.52	-11.16	2.66	-8.50
			6	-15.04	-13.72	-11.32	2.66	-8.66
			7	-14.61	-13.63	-11.08	2.66	-8.42
			8	-14.60	-13.47	-10.99	2.66	-8.33
			9	-14.59	-13.50	-11.00	2.66	-8.34
			10	-14.62	-13.64	-11.09	2.66	-8.43
			11	-14.54	-13.74	-11.11	2.66	-8.45
			12	-14.78	-13.77	-11.24	2.66	-8.58
		3x996 Tone	1	-15.28	-14.55	-11.89	2.66	-9.23
			2	-15.28	-14.24	-11.72	2.66	-9.06
			3	-15.78	-14.32	-11.98	2.66	-9.32
			4	-15.88	-14.68	-12.23	2.66	-9.57
		3x996+484 Tone	1	-16.00	-15.11	-12.52	2.66	-9.86
			2	-15.87	-15.04	-12.42	2.66	-9.76
			3	-16.18	-14.94	-12.51	2.66	-9.85
			4	-16.21	-14.82	-12.45	2.66	-9.79
			5	-15.97	-14.94	-12.41	2.66	-9.75
			6	-16.31	-14.98	-12.58	2.66	-9.92
			7	-16.37	-15.09	-12.67	2.66	-10.01
			8	-16.38	-15.02	-12.64	2.66	-9.98
	6745MHz (Ch159)	2x996+484 Tone	1	-14.32	-14.28	-11.29	2.66	-8.63
			2	-14.29	-14.13	-11.20	2.66	-8.54
			3	-14.27	-14.12	-11.18	2.66	-8.52
			4	-14.47	-14.30	-11.37	2.66	-8.71
			5	-14.16	-14.03	-11.08	2.66	-8.42
			6	-14.36	-14.09	-11.21	2.66	-8.55
			7	-13.99	-13.88	-10.92	2.66	-8.26
			8	-14.19	-14.46	-11.31	2.66	-8.65
			9	-13.85	-14.07	-10.95	2.66	-8.29
			10	-14.44	-14.24	-11.33	2.66	-8.67
			11	-14.98	-14.25	-11.59	2.66	-8.93
			12	-14.95	-14.32	-11.61	2.66	-8.95
		3x996 Tone	1	-15.88	-15.20	-12.52	2.66	-9.86
			2	-15.88	-15.28	-12.56	2.66	-9.90
			3	-15.91	-14.89	-12.36	2.66	-9.70

©Copyright. All rights reserved by CTTL.

			4	-16.07	-15.10	-12.55	2.66	-9.89
		3x996+484 Tone	1	-16.37	-15.48	-12.89	2.66	-10.23
			2	-16.40	-15.47	-12.90	2.66	-10.24
			3	-16.47	-15.50	-12.95	2.66	-10.29
			4	-16.48	-15.56	-12.99	2.66	-10.33
			5	-16.44	-15.08	-12.70	2.66	-10.04
			6	-15.80	-15.48	-12.63	2.66	-9.97
			7	-16.53	-15.47	-12.96	2.66	-10.30
			8	-16.57	-15.60	-13.05	2.66	-10.39
	6905MHz (Ch191)	2x996+484 Tone	1	-17.28	-16.17	-13.68	4.21	-9.47
			2	-16.65	-16.09	-13.35	4.21	-9.14
			3	-16.49	-15.99	-13.22	4.21	-9.01
			4	-16.52	-15.79	-13.13	4.21	-8.92
			5	-16.37	-15.80	-13.07	4.21	-8.86
			6	-16.72	-15.98	-13.32	4.21	-9.11
			7	-16.11	-16.18	-13.13	4.21	-8.92
			8	-15.97	-16.00	-12.97	4.21	-8.76
			9	-17.09	-16.05	-13.53	4.21	-9.32
			10	-16.29	-16.05	-13.16	4.21	-8.95
			11	-16.38	-16.21	-13.28	4.21	-9.07
			12	-16.50	-16.26	-13.37	4.21	-9.16
		3x996 Tone	1	-17.90	-17.06	-14.45	4.21	-10.24
			2	-17.84	-16.75	-14.25	4.21	-10.04
			3	-17.03	-16.68	-13.84	4.21	-9.63
			4	-17.48	-16.92	-14.18	4.21	-9.97
		3x996+484 Tone	1	-18.30	-17.44	-14.84	4.21	-10.63
			2	-17.73	-17.54	-14.62	4.21	-10.41
			3	-18.10	-17.32	-14.68	4.21	-10.47
			4	-17.61	-17.19	-14.38	4.21	-10.17
			5	-18.00	-17.06	-14.49	4.21	-10.28
			6	-17.78	-17.18	-14.46	4.21	-10.25
			7	-17.68	-17.23	-14.44	4.21	-10.23
			8	-17.96	-17.22	-14.56	4.21	-10.35

Note:Low power Indoor access point and standard access points share the same power level.

Conclusion: PASS

©Copyright. All rights reserved by CTTL.

A.4. Emission Bandwidth(conducted)

Measurement Limit and Method:

According to FCC guidance, the 26 dB bandwidth has been applied for all channels below 320MHz. For 320MHz, the 99% bandwidth has been used.

47CFR 15.407(a)(10) The maximum transmitter channel bandwidth for U–NII devices in the 5.925–7.125 GHz band is 320 megahertz.

The measurement is made according to KDB 987594 and KDB 789033

Measurement Result:

TestMode	Antenna	Channel	26db EBW [MHz]	FL[MHz]	FH[MHz]
11A-MIMO	Ant0	5955	21.44	5944.32	5965.76
	Ant1	5955	21.24	5944.44	5965.68
	Ant0	6175	21.04	6164.52	6185.56
	Ant1	6175	21.28	6164.32	6185.60
	Ant0	6415	21.12	6404.48	6425.60
	Ant1	6415	21.28	6404.36	6425.64
	Ant0	6435	21.24	6424.52	6445.76
	Ant1	6435	21.12	6424.44	6445.56
	Ant0	6475	21.16	6464.52	6485.68
	Ant1	6475	21.24	6464.48	6485.72
	Ant0	6515	21.12	6504.52	6525.64
	Ant1	6515	21.32	6504.40	6525.72
	Ant0	6535	21.44	6524.08	6545.52
	Ant1	6535	21.12	6524.48	6545.60
	Ant0	6695	21.16	6684.52	6705.68
	Ant1	6695	21.24	6684.32	6705.56
	Ant0	6855	21.20	6844.52	6865.72
	Ant1	6855	21.20	6844.44	6865.64
	Ant0	6875	21.28	6864.44	6885.72
	Ant1	6875	21.32	6864.40	6885.72
	Ant0	6895	21.32	6884.48	6905.80
	Ant1	6895	21.48	6884.16	6905.64
	Ant0	6995	21.08	6984.52	7005.60
	Ant1	6995	21.32	6984.40	7005.72
	Ant0	7115	20.96	7095.00	7135.00
	Ant1	7115	21.12	7095.00	7135.00
11BE20MIMO	Ant0	5955	21.48	5944.24	5965.72
	Ant1	5955	21.92	5944.24	5966.16
	Ant0	6175	21.36	6164.40	6185.76
	Ant1	6175	21.88	6164.16	6186.04
	Ant0	6415	21.32	6404.32	6425.64
	Ant1	6415	21.72	6404.32	6426.04
	Ant0	6435	21.40	6424.32	6445.72

©Copyright. All rights reserved by CTTL.

	Ant1	6435	21.64	6424.12	6445.76
	Ant0	6475	21.44	6464.24	6485.68
	Ant1	6475	21.44	6464.32	6485.76
	Ant0	6515	21.80	6504.00	6525.80
	Ant1	6515	21.60	6504.16	6525.76
	Ant0	6535	21.52	6524.24	6545.76
	Ant1	6535	21.60	6524.04	6545.64
	Ant0	6695	21.56	6684.32	6705.88
	Ant1	6695	21.32	6684.32	6705.64
	Ant0	6855	21.40	6844.28	6865.68
	Ant1	6855	21.56	6844.20	6865.76
	Ant0	6875	21.56	6864.12	6885.68
	Ant1	6875	21.36	6864.36	6885.72
	Ant0	6895	21.48	6884.32	6905.80
	Ant1	6895	21.72	6884.08	6905.80
	Ant0	6995	21.80	6984.08	7005.88
	Ant1	6995	21.40	6984.36	7005.76
	Ant0	7115	21.28	7095.16	7134.92
	Ant1	7115	21.32	7095.00	7135.00
11BE40MIMO	Ant0	5965	42.00	5944.12	5986.12
	Ant1	5965	42.56	5943.56	5986.12
	Ant0	6165	42.48	6143.80	6186.28
	Ant1	6165	41.92	6143.96	6185.88
	Ant0	6405	43.36	6383.16	6426.52
	Ant1	6405	42.72	6383.72	6426.44
	Ant0	6445	42.88	6423.48	6466.36
	Ant1	6445	41.92	6424.04	6465.96
	Ant0	6485	42.32	6463.64	6505.96
	Ant1	6485	42.40	6463.64	6506.04
	Ant0	6525	42.80	6503.64	6546.44
	Ant1	6525	42.56	6504.04	6546.60
	Ant0	6565	42.48	6543.80	6586.28
	Ant1	6565	42.24	6543.88	6586.12
	Ant0	6685	42.72	6663.56	6706.28
	Ant1	6685	41.76	6664.12	6705.88
	Ant0	6845	42.08	6823.96	6866.04
	Ant1	6845	42.16	6824.04	6866.20
	Ant0	6885	42.08	6863.96	6906.04
	Ant1	6885	42.64	6863.48	6906.12
	Ant0	6925	42.24	6904.04	6946.28
	Ant1	6925	42.56	6903.64	6946.20
	Ant0	6965	42.32	6943.88	6986.20
	Ant1	6965	42.48	6943.56	6986.04

©Copyright. All rights reserved by CTTL.

	Ant0	7085	42.88	7063.64	7106.52
	Ant1	7085	42.24	7064.12	7106.36
11BE80MIMO	Ant0	5985	89.28	5940.52	6029.80
	Ant1	5985	87.20	5941.80	6029.00
	Ant0	6145	89.76	6099.72	6189.48
	Ant1	6145	89.28	6100.36	6189.64
	Ant0	6385	90.24	6339.56	6429.80
	Ant1	6385	89.92	6339.88	6429.80
	Ant0	6465	89.76	6420.20	6509.96
	Ant1	6465	89.76	6420.04	6509.80
	Ant0	6545	89.92	6500.04	6589.96
	Ant1	6545	89.28	6501.16	6590.44
	Ant0	6625	90.08	6579.72	6669.80
	Ant1	6625	89.12	6580.36	6669.48
	Ant0	6705	90.56	6659.24	6749.80
	Ant1	6705	88.00	6660.84	6748.84
	Ant0	6785	91.20	6739.08	6830.28
	Ant1	6785	90.72	6738.92	6829.64
	Ant0	6865	90.24	6819.88	6910.12
	Ant1	6865	89.28	6819.72	6909.00
	Ant0	6945	91.68	6900.36	6992.04
	Ant1	6945	91.52	6899.88	6991.40
	Ant0	7025	91.36	6979.08	7070.44
	Ant1	7025	91.04	6980.04	7071.08
11BE160MIMO	Ant0	6025	175.68	5936.68	6112.36
	Ant1	6025	174.72	5937.96	6112.68
	Ant0	6185	176.64	6097.32	6273.96
	Ant1	6185	175.68	6097.32	6273.00
	Ant0	6345	176.64	6256.04	6432.68
	Ant1	6345	176.32	6257.00	6433.32
	Ant0	6505	176.96	6415.72	6592.68
	Ant1	6505	176.00	6416.68	6592.68
	Ant0	6665	225.92	6526.44	6752.36
	Ant1	6665	173.12	6578.60	6751.72
	Ant0	6825	177.92	6735.40	6913.32
	Ant1	6825	174.40	6737.32	6911.72
	Ant0	6985	176.32	6896.68	7073.00
	Ant1	6985	174.08	6897.64	7071.72
11BE320MIMO	Ant0	6105	337.92	5935.40	6273.32
	Ant1	6105	337.28	5936.04	6273.32
	Ant0	6265	339.84	6094.76	6434.60
	Ant1	6265	336.64	6096.04	6432.68
	Ant0	6425	340.48	6254.76	6595.24

©Copyright. All rights reserved by CTTL.

	Ant1	6425	341.12	6254.12	6595.24
	Ant0	6585	339.84	6415.40	6755.24
	Ant1	6585	338.56	6415.40	6753.96
	Ant0	6745	340.48	6574.76	6915.24
	Ant1	6745	339.84	6574.12	6913.96
	Ant0	6905	476.80	6734.76	7211.56
	Ant1	6905	489.60	6734.12	7223.72

Test graphs as below:

11A-MIMO_Ant0_5955

17:29:37 10.05.2024

11A-MIMO_Ant1_5955

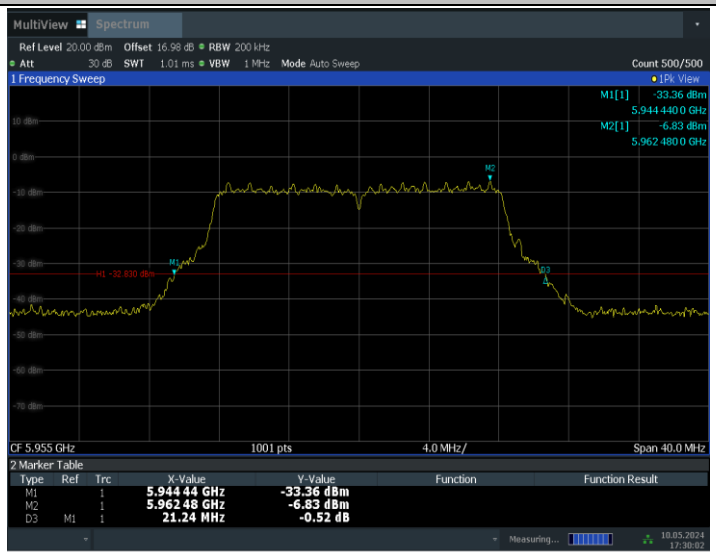

17:30:03 10.05.2024

11A-MIMO_Ant0_6175

©Copyright. All rights reserved by CTTL.

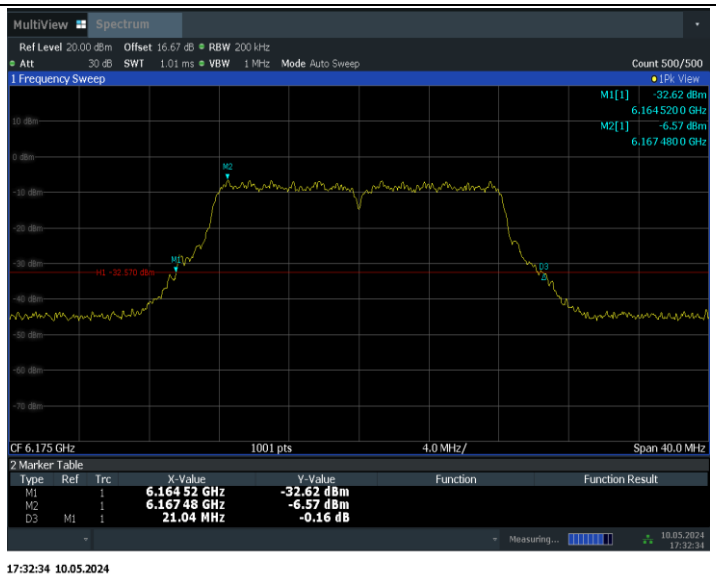

17:32:34 10.05.2024

11A-MIMO_Ant1_6175

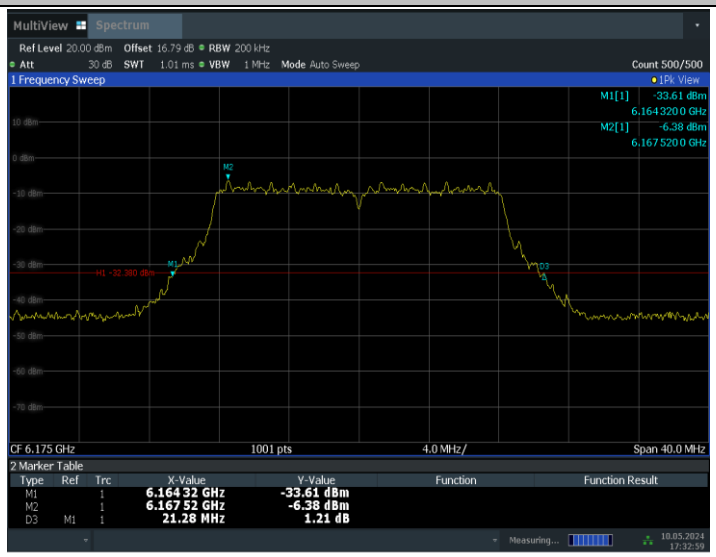

17:32:59 10.05.2024

11A-MIMO_Ant0_6415

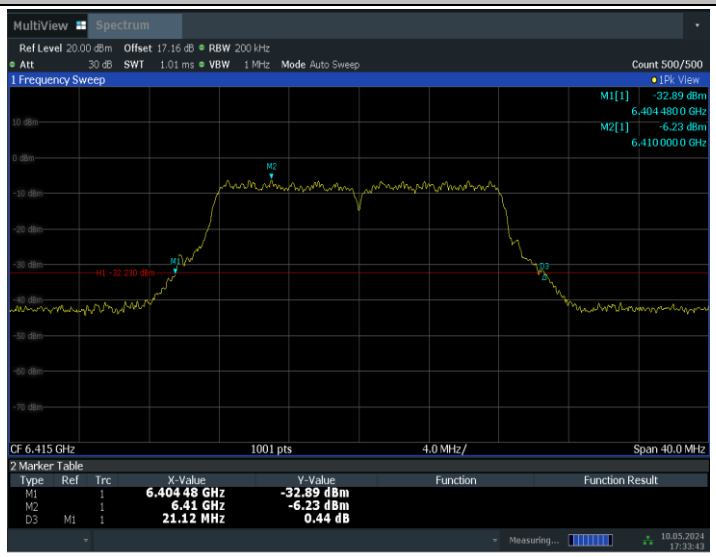

17:33:43 10.05.2024

©Copyright. All rights reserved by CTTL.

11A-MIMO_Ant1_6415

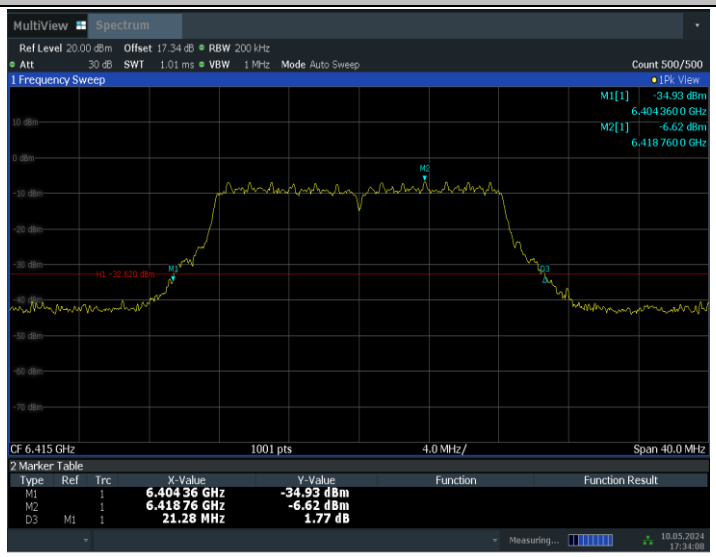

17:34:08 10.05.2024

11A-MIMO_Ant0_6435

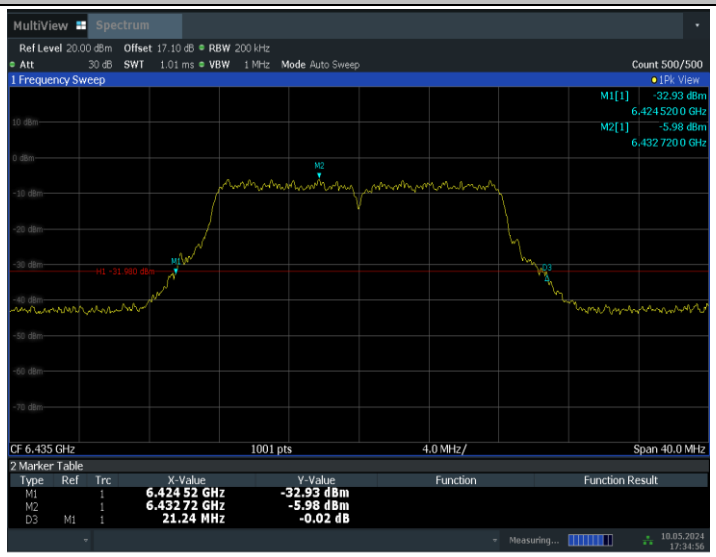

17:34:57 10.05.2024

11A-MIMO_Ant1_6435

©Copyright. All rights reserved by CTTL.