Mode	29	
	Band Edge - L	
	2400-2483.5_802.11n HT40_CH09_2452MHz	
ANT	0+1	
Pol.	Horizontal	Fundamental
Peak	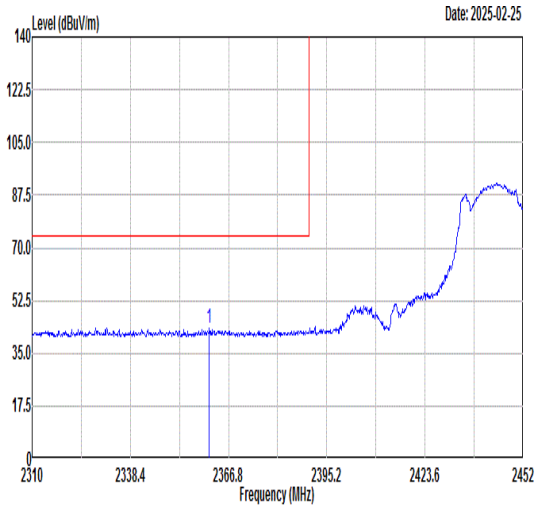 Freq Level Limit Line Margin (dB) Read Level Ant Factor Cable Loss Preamp Factor APos TPos Remark 1 2361.26 43.51 74.00 -30.49 41.57 30.77 5.33 34.16 400 29 PEAK	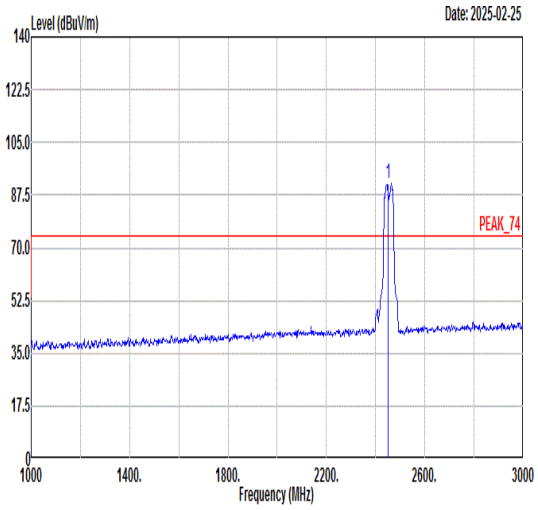 Freq Level Limit Line Margin (dB) Read Level Ant Factor Cable Loss Preamp Factor APos TPos Remark 1 2452.00 91.41 ------ ------ 89.29 30.79 5.44 34.11 400 29 PEAK
Avg	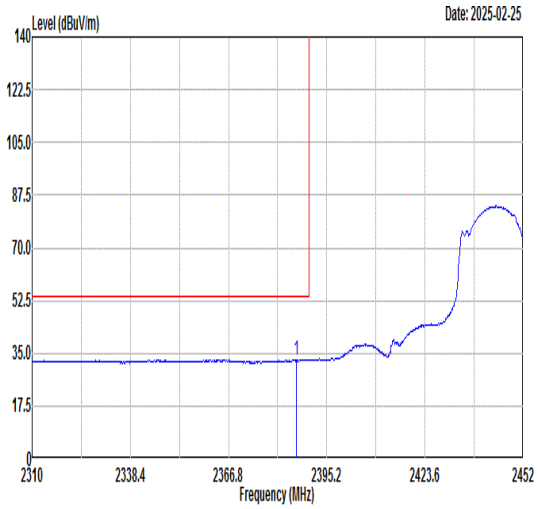 Freq Level Limit Line Margin (dB) Read Level Ant Factor Cable Loss Preamp Factor APos TPos Remark 1 2386.40 32.84 54.00 -21.16 30.85 30.78 5.36 34.15 400 29 AVERAGE	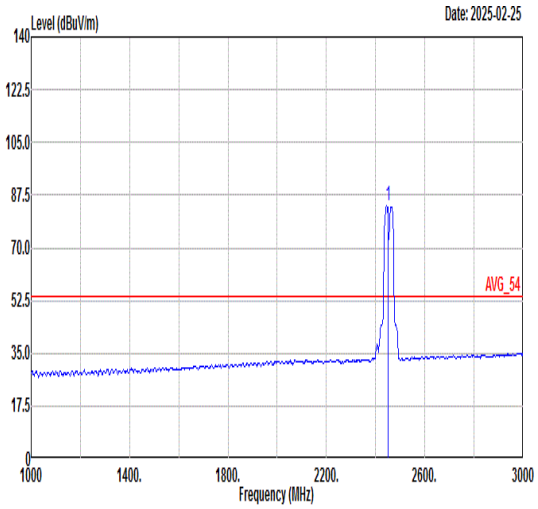 Freq Level Limit Line Margin (dB) Read Level Ant Factor Cable Loss Preamp Factor APos TPos Remark 1 2452.00 83.77 ------ ------ 81.68 30.79 5.42 34.12 400 29 AVERAGE

Mode	29	
	Band Edge - R	
	2400-2483.5_802.11n HT40_CH09_2452MHz	
ANT	0+1	
Pol.	Horizontal	Fundamental
Peak	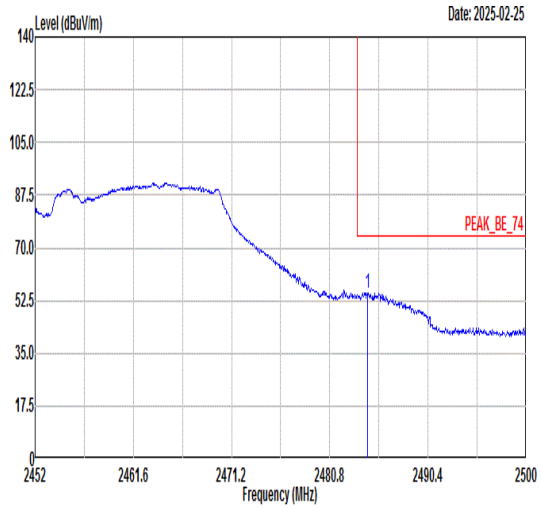 Freq Level Limit Line Margin (dB) Read Level Ant Factor Cable Loss Preamp Factor APos TPos Remark MHz dBuV/m dBuV/m dBuV dB/m dB dB cm deg 1 2484.50 55.03 74.00 -18.97 52.88 30.80 5.46 34.11 400 29 PEAK	Blank
Avg	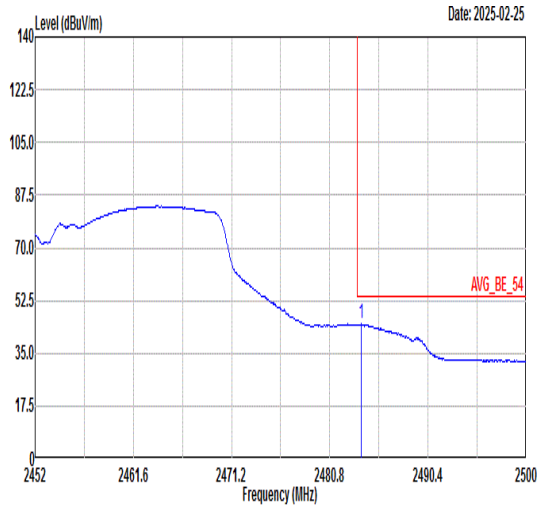 Freq Level Limit Line Margin (dB) Read Level Ant Factor Cable Loss Preamp Factor APos TPos Remark MHz dBuV/m dBuV/m dBuV dB/m dB dB cm deg 1 2483.87 44.67 54.00 -9.33 42.52 30.80 5.46 34.11 400 29 AVERAGE	Blank

Mode	29	
	Band Edge - L	
	2400-2483.5_802.11n HT40_CH09_2452MHz	
ANT	0+1	
Pol.	Vertical	Fundamental
Peak	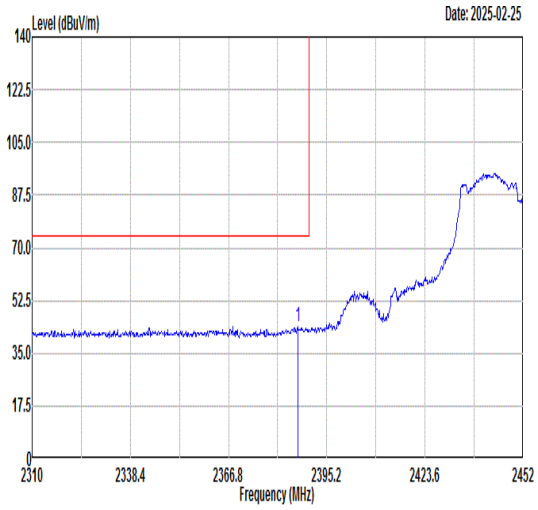 Freq Level Limit Line Margin (dB) Read Level Ant Factor Cable Loss Preamp Factor APos TPos Remark 1 2386.96 43.95 74.00 -30.05 41.96 30.78 5.36 34.15 400 169 PEAK	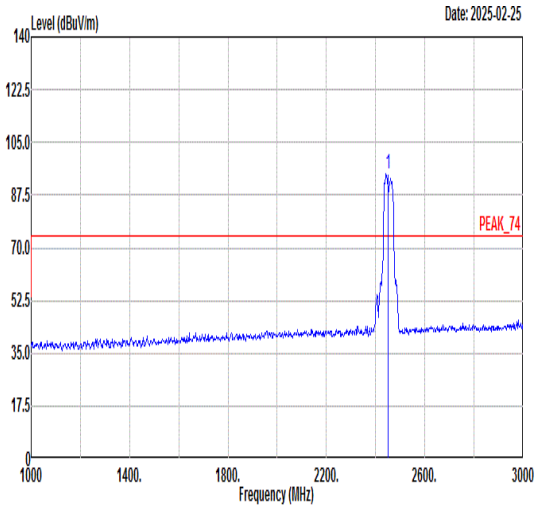 Freq Level Limit Line Margin (dB) Read Level Ant Factor Cable Loss Preamp Factor APos TPos Remark 1 2452.00 94.33 ------ ------ 92.25 30.79 5.41 34.12 400 169 PEAK
Avg	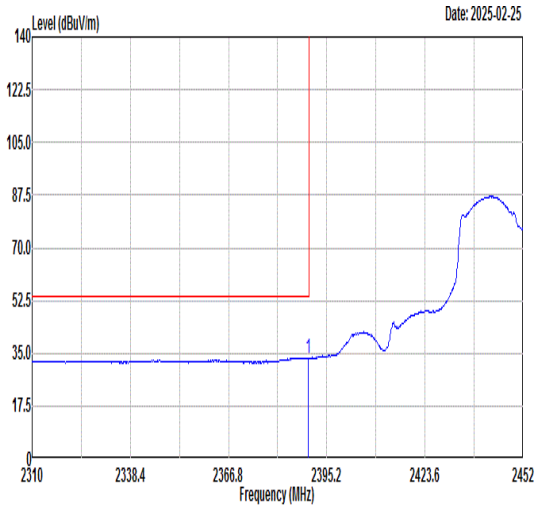 Freq Level Limit Line Margin (dB) Read Level Ant Factor Cable Loss Preamp Factor APos TPos Remark 1 2389.95 33.51 54.00 -20.49 31.51 30.78 5.36 34.14 400 169 AVERAGE	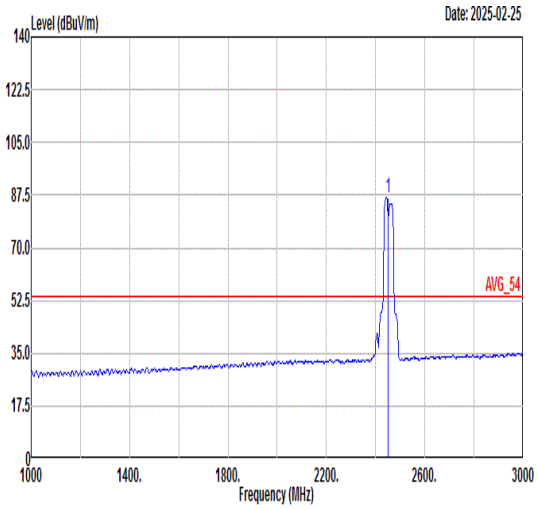 Freq Level Limit Line Margin (dB) Read Level Ant Factor Cable Loss Preamp Factor APos TPos Remark 1 2452.00 86.82 ------ ------ 84.74 30.79 5.41 34.12 400 169 AVERAGE

Mode	29	
	Band Edge - R	
	2400-2483.5_802.11n HT40_CH09_2452MHz	
ANT	0+1	
Pol.	Vertical	Fundamental
Peak	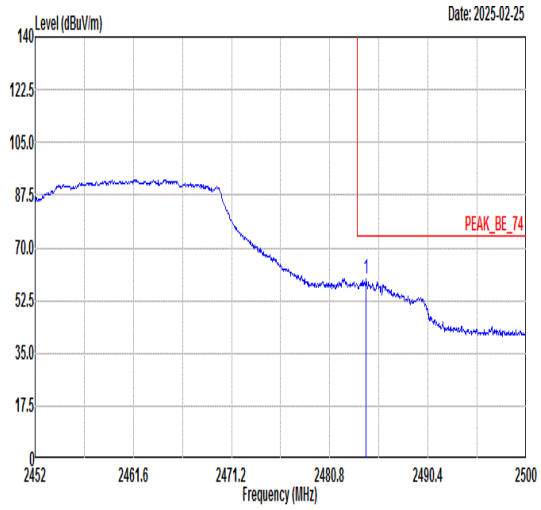 Freq Level Limit Line Margin (dB) Read Level Ant Factor Cable Loss Preamp Factor APos TPos Remark MHz dBuV/m dBuV/m dBuV dB/m dB dB cm deg 1 2484.35 59.68 74.00 -14.32 57.53 30.80 5.46 34.11 400 169 PEAK	Blank
Avg	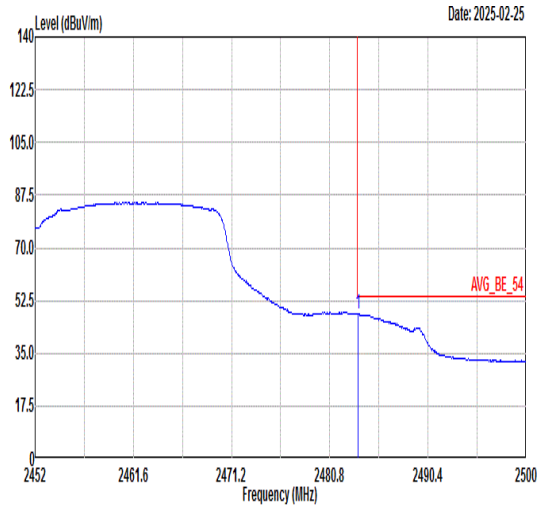 Freq Level Limit Line Margin (dB) Read Level Ant Factor Cable Loss Preamp Factor APos TPos Remark MHz dBuV/m dBuV/m dBuV dB/m dB dB cm deg 1 2483.54 47.91 54.00 -6.09 45.76 30.80 5.46 34.11 400 169 AVERAGE	Blank

Mode	30	
	Band Edge	
	2400-2483.5_802.11ax HE20_CH01_2412MHz	
ANT	0+1	
Pol.	Horizontal	Fundamental
Peak	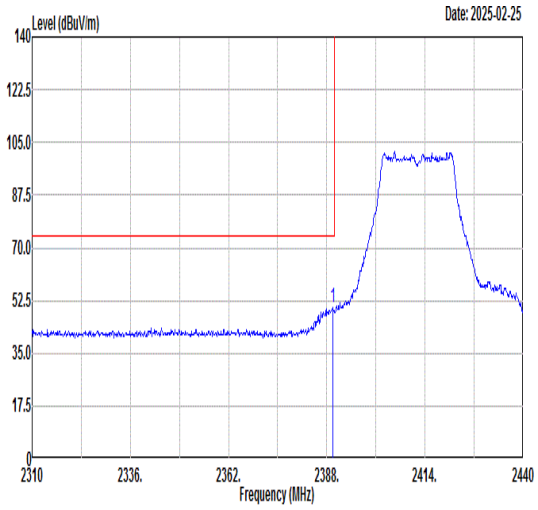 Freq Level Limit Line Margin (dB) Read Level Ant Factor Cable Loss Preamp Factor APos TPos Remark 1 2389.56 50.34 74.00 -23.66 48.34 30.78 5.36 34.14 400 226 PEAK	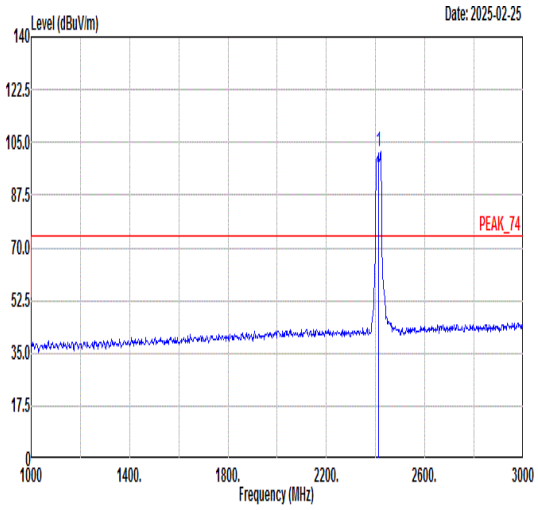 Freq Level Limit Line Margin (dB) Read Level Ant Factor Cable Loss Preamp Factor APos TPos Remark 1 2412.00 102.18 ------ ------ 100.14 30.78 5.39 34.13 400 226 PEAK
Avg	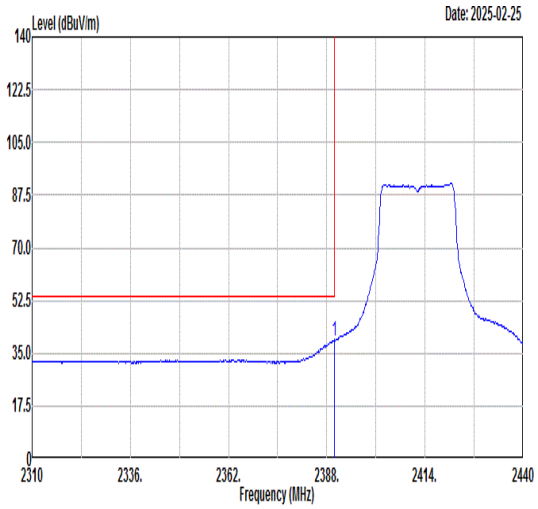 Freq Level Limit Line Margin (dB) Read Level Ant Factor Cable Loss Preamp Factor APos TPos Remark 1 2389.95 39.20 54.00 -14.80 37.20 30.78 5.36 34.14 400 226 AVERAGE	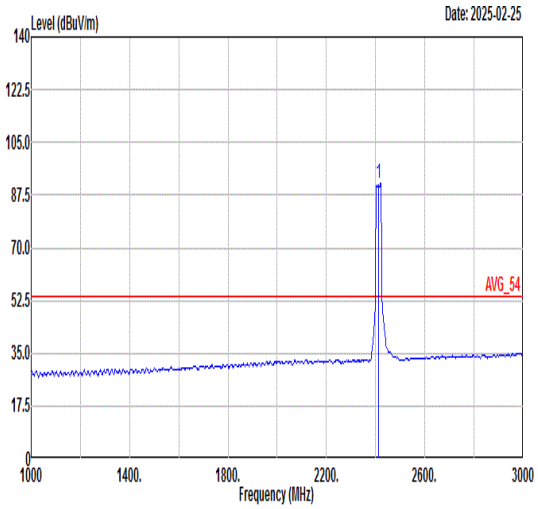 Freq Level Limit Line Margin (dB) Read Level Ant Factor Cable Loss Preamp Factor APos TPos Remark 1 2412.00 91.37 ------ ------ 89.33 30.78 5.39 34.13 400 226 AVERAGE

Mode	30	
	Band Edge	
	2400-2483.5_802.11ax HE20_CH01_2412MHz	
ANT	0+1	
Pol.	Vertical	Fundamental
Peak	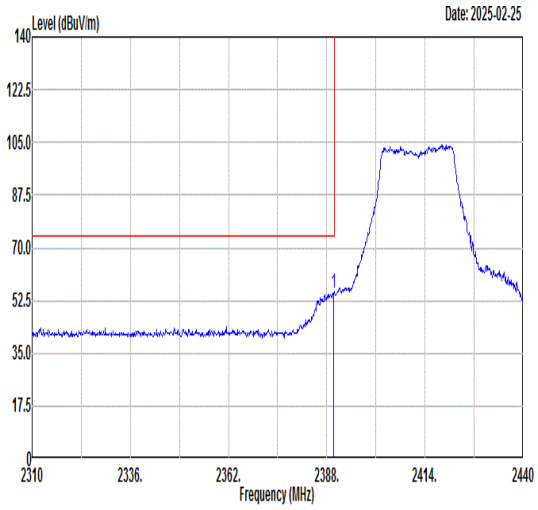 Freq Level Limit Line Margin (dB) Read Level Ant Factor Cable Loss Preamp Factor APos TPos Remark 1 2389.82 55.16 74.00 -18.84 53.16 30.78 5.36 34.14 305 144 PEAK	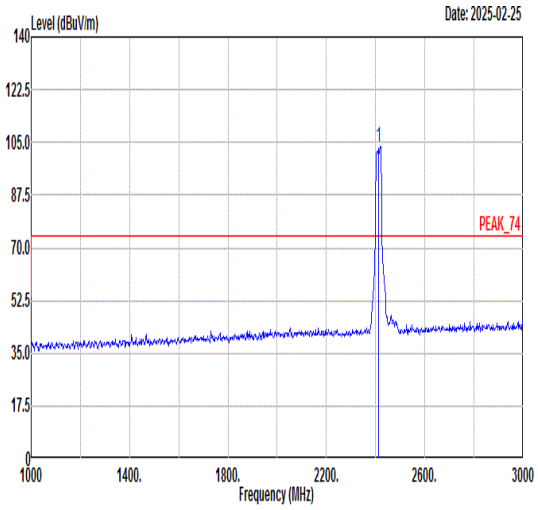 Freq Level Limit Line Margin (dB) Read Level Ant Factor Cable Loss Preamp Factor APos TPos Remark 1 2412.00 103.58 ------ ------ 101.54 30.78 5.39 34.13 305 144 PEAK
Avg	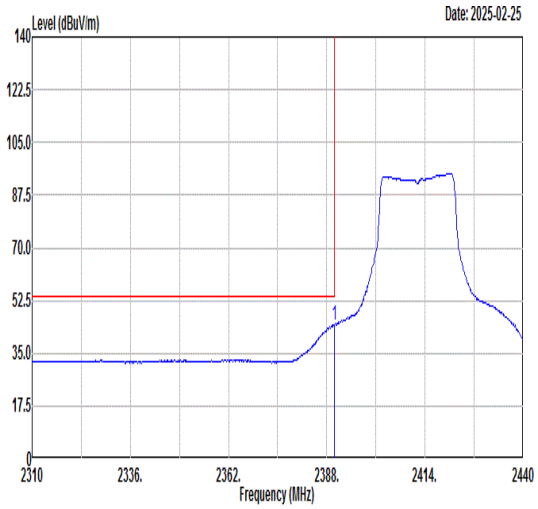 Freq Level Limit Line Margin (dB) Read Level Ant Factor Cable Loss Preamp Factor APos TPos Remark 1 2389.95 44.48 54.00 -9.52 42.48 30.78 5.36 34.14 305 144 AVERAGE	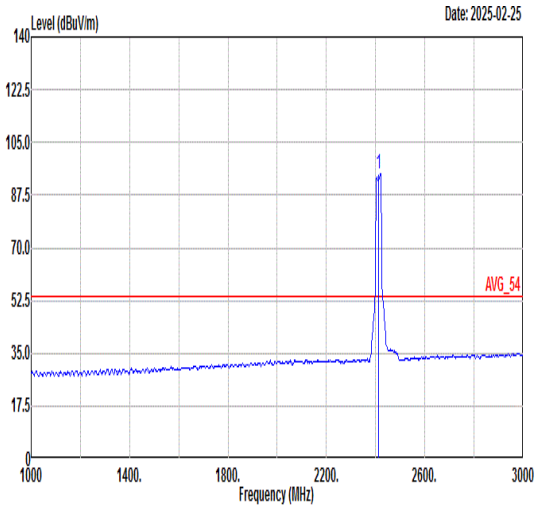 Freq Level Limit Line Margin (dB) Read Level Ant Factor Cable Loss Preamp Factor APos TPos Remark 1 2412.00 94.59 ------ ------ 92.55 30.78 5.39 34.13 305 144 AVERAGE

Mode	30	
	Harmonic	
	2400-2483.5_802.11ax HE20_CH01_2412MHz	
ANT	0+1	
Pol.	Horizontal	Vertical
Peak Avg	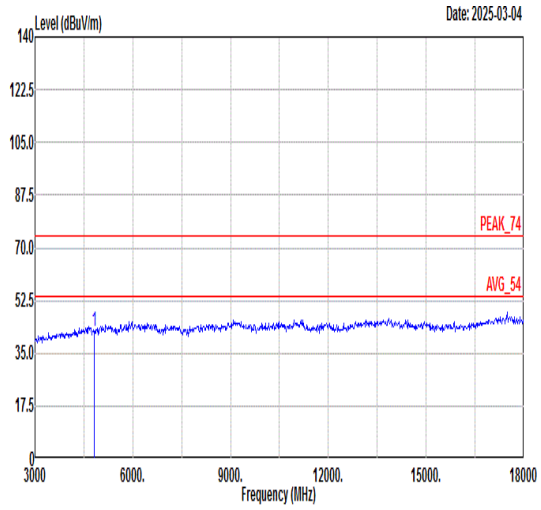 Freq Level Limit Line Margin Read Level Ant Factor Cable Loss Preamp Factor APos TPos Remark MHz dBuV/m dBuV/m dB dBuV dB/m dB dB cm deg 1 4824.00 42.45 74.00 -31.55 61.99 36.42 8.88 64.84 --- --- Peak	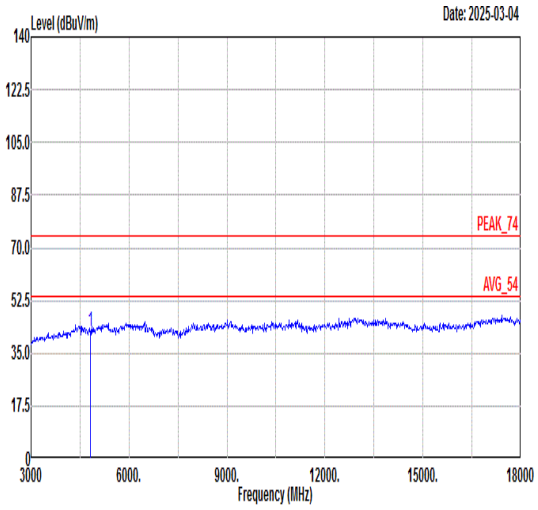 Freq Level Limit Line Margin Read Level Ant Factor Cable Loss Preamp Factor APos TPos Remark MHz dBuV/m dBuV/m dB dBuV dB/m dB dB cm deg 1 4824.00 42.34 74.00 -31.66 61.88 36.42 8.88 64.84 --- --- Peak

Mode	31	
	Harmonic	
	2400-2483.5_802.11ax HE20_CH06_2437MHz	
ANT	0+1	
Pol.	Horizontal	Vertical
Peak Avg	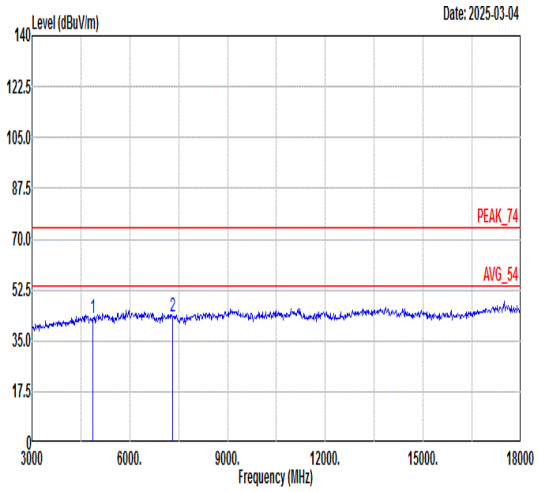 Freq Level Limit Line Margin Read Level Ant Factor Cable Loss Preamp Factor APos TPos Remark MHz dBuV/m dBuV/m dB dBuV dB/m dB dB cm deg 1 4874.00 42.95 74.00 -31.05 62.56 36.50 8.72 64.83 --- --- Peak 2 7311.00 43.13 74.00 -30.87 61.07 36.89 10.18 65.01 --- --- Peak	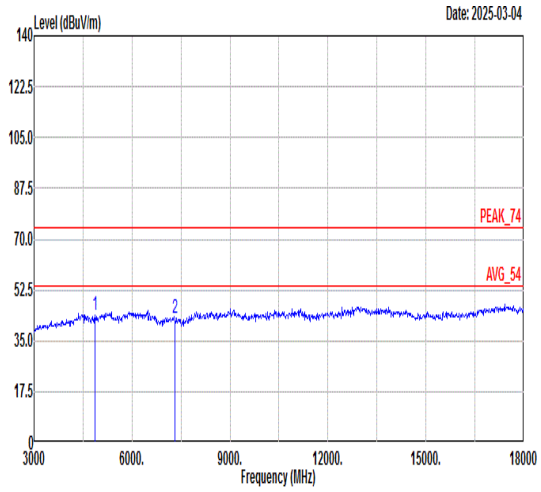 Freq Level Limit Line Margin Read Level Ant Factor Cable Loss Preamp Factor APos TPos Remark MHz dBuV/m dBuV/m dB dBuV dB/m dB dB cm deg 1 4874.00 43.70 74.00 -30.30 63.31 36.50 8.72 64.83 --- --- Peak 2 7311.00 43.04 74.00 -30.96 60.98 36.89 10.18 65.01 --- --- Peak

Mode	32	
	Band Edge	
	2400-2483.5_802.11ax HE20_CH11_2462MHz	
ANT	0+1	
Pol.	Horizontal	Fundamental
Peak	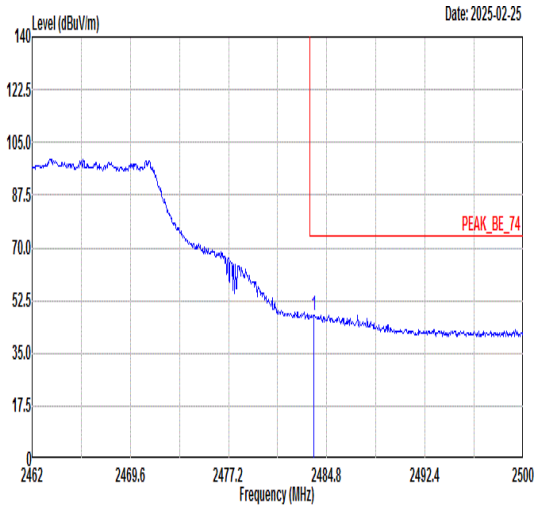 Freq Level Limit Line Margin (dB) Read Level Ant Factor Cable Loss Preamp Factor APos TPos Remark MHz dBuV/m dBuV/m dBuV dB/m dB dB cm deg 1 2483.77 47.70 74.00 -26.30 45.55 30.80 5.46 34.11 400 226 PEAK	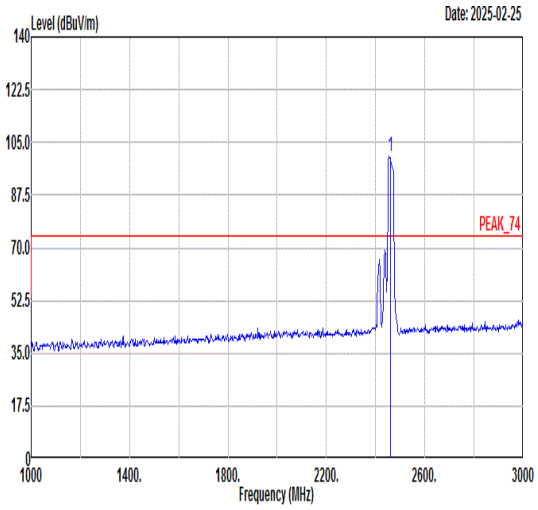 Freq Level Limit Line Margin (dB) Read Level Ant Factor Cable Loss Preamp Factor APos TPos Remark MHz dBuV/m dBuV/m dBuV dB/m dB dB cm deg 1 2462.00 100.22 ------ ------ 98.12 30.79 5.43 34.12 400 226 PEAK
Avg	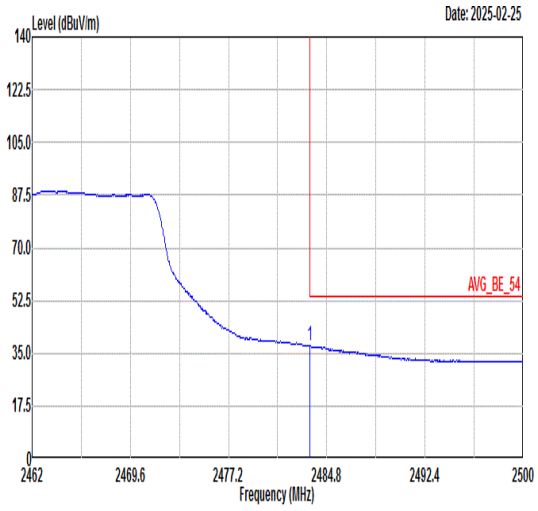 Freq Level Limit Line Margin (dB) Read Level Ant Factor Cable Loss Preamp Factor APos TPos Remark MHz dBuV/m dBuV/m dBuV dB/m dB dB cm deg 1 2483.51 37.36 54.00 -16.64 35.21 30.80 5.46 34.11 400 226 AVERAGE	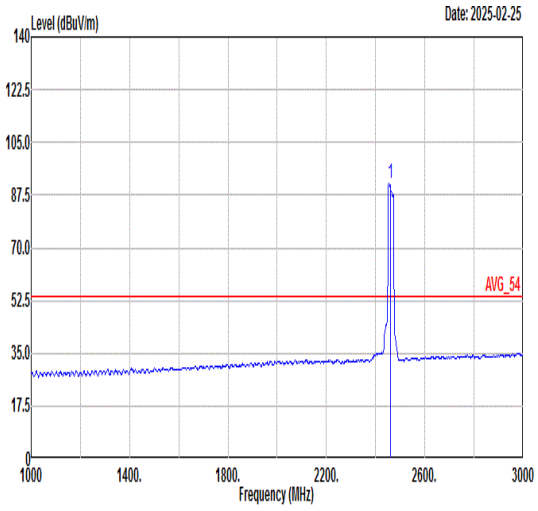 Freq Level Limit Line Margin (dB) Read Level Ant Factor Cable Loss Preamp Factor APos TPos Remark MHz dBuV/m dBuV/m dBuV dB/m dB dB cm deg 1 2462.00 91.15 ------ ------ 89.05 30.79 5.43 34.12 400 226 AVERAGE

Mode	32	
	Band Edge	
	2400-2483.5_802.11ax HE20_CH11_2462MHz	
ANT	0+1	
Pol.	Vertical	Fundamental
Peak	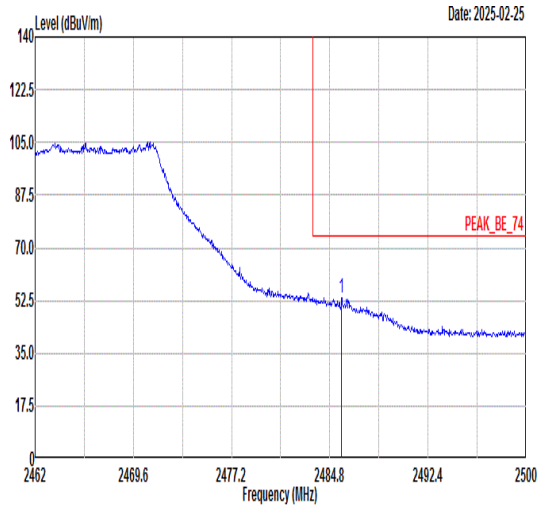 Freq Level Limit Line Margin (dB) Read Level Ant Factor Cable Loss Preamp Factor APos TPos Remark 1 2485.71 53.37 74.00 -20.63 51.22 30.80 5.46 34.11 366 312 PEAK	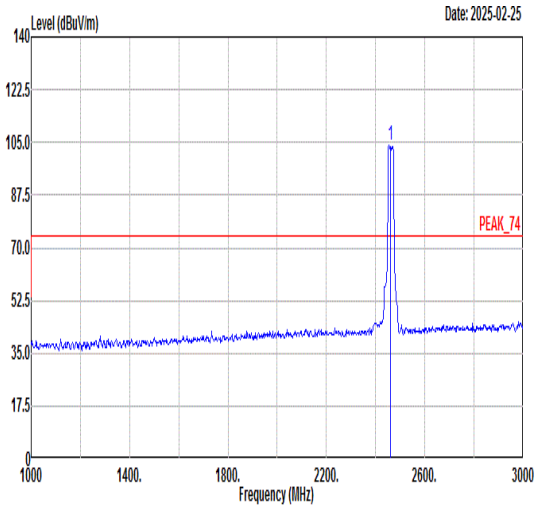 Freq Level Limit Line Margin (dB) Read Level Ant Factor Cable Loss Preamp Factor APos TPos Remark 1 2462.00 104.23 ------ ------ 102.13 30.79 5.43 34.12 366 312 PEAK
Avg	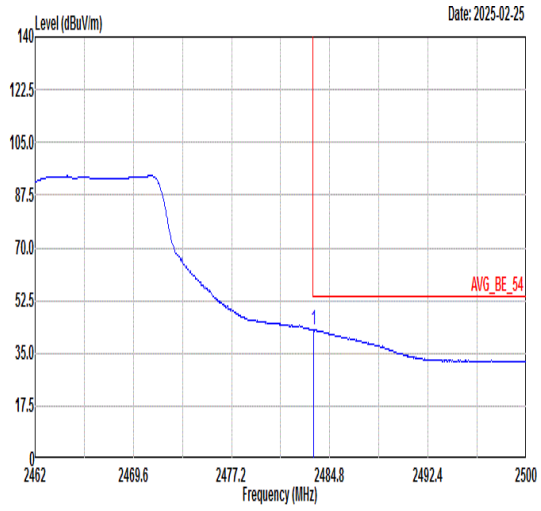 Freq Level Limit Line Margin (dB) Read Level Ant Factor Cable Loss Preamp Factor APos TPos Remark 1 2483.55 42.92 54.00 -11.08 40.77 30.80 5.46 34.11 366 312 AVERAGE	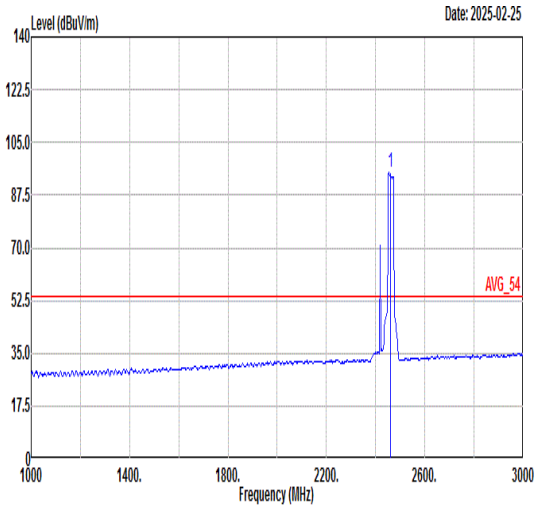 Freq Level Limit Line Margin (dB) Read Level Ant Factor Cable Loss Preamp Factor APos TPos Remark 1 2462.00 94.88 ------ ------ 92.78 30.79 5.43 34.12 366 312 AVERAGE

Mode	32	
	Harmonic	
	2400-2483.5_802.11ax HE20_CH11_2462MHz	
ANT	0+1	
Pol.	Horizontal	Vertical
Peak Avg	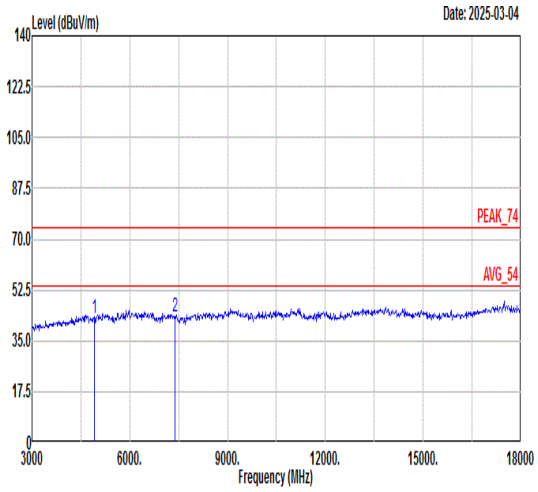 Freq Level Limit Line Margin Read Level Ant Factor Cable Loss Preamp Factor APos TPos Remark MHz dBuV/m dBuV/m dB dBuV dB/m dB dB cm deg 1 4924.00 42.69 74.00 -31.31 62.36 36.58 8.57 64.82 --- --- Peak 2 7386.00 43.36 74.00 -30.64 61.35 36.81 10.18 64.98 --- --- Peak	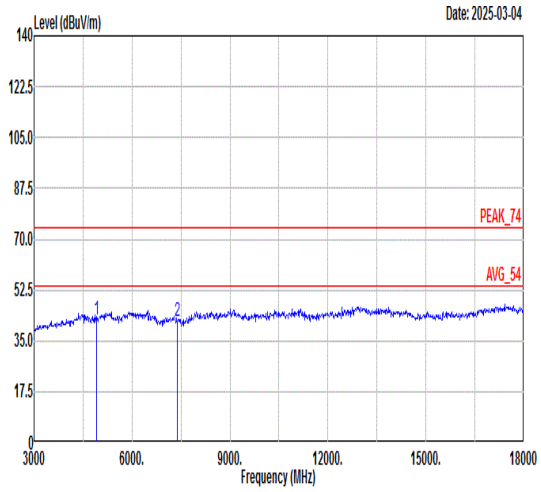 Freq Level Limit Line Margin Read Level Ant Factor Cable Loss Preamp Factor APos TPos Remark MHz dBuV/m dBuV/m dB dBuV dB/m dB dB cm deg 1 4924.00 42.12 74.00 -31.88 61.79 36.58 8.57 64.82 --- --- Peak 2 7386.00 41.93 74.00 -32.07 59.92 36.81 10.18 64.98 --- --- Peak

Mode	33	
	Band Edge - L	
	2400-2483.5_802.11ax HE40_CH03_2422MHz	
ANT	0+1	
Pol.	Horizontal	Fundamental
Peak	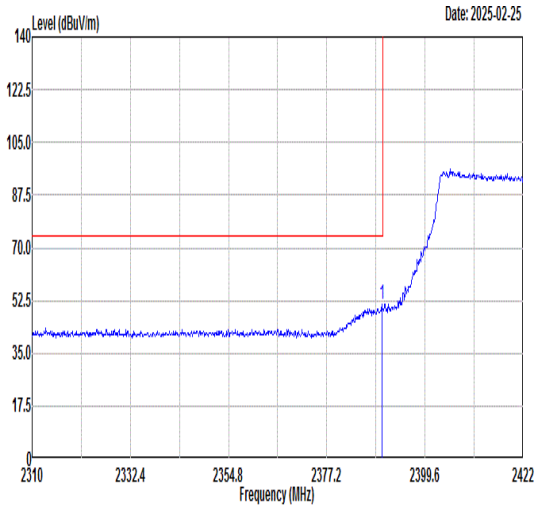 Freq Level Limit Line Margin (dB) Read Level Ant Factor Cable Loss Preamp Factor APos TPos Remark 1 2389.74 51.26 74.00 -22.74 49.26 30.78 5.36 34.14 400 231 PEAK	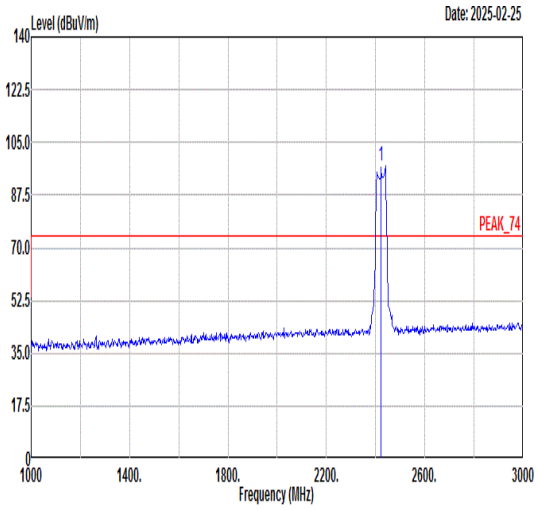 Freq Level Limit Line Margin (dB) Read Level Ant Factor Cable Loss Preamp Factor APos TPos Remark 1 2422.00 97.30 ------ ------ 95.22 30.79 5.41 34.12 400 231 PEAK
Avg	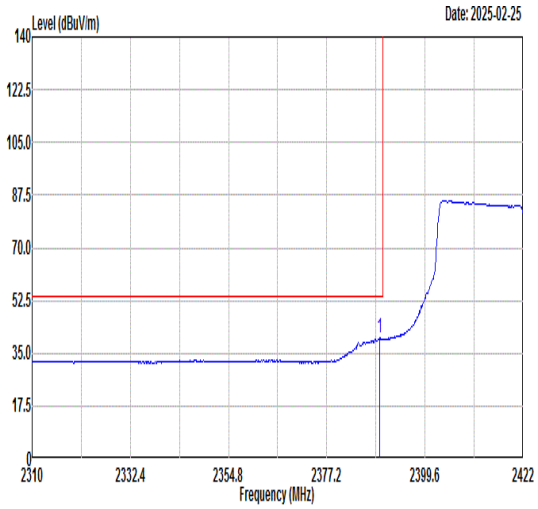 Freq Level Limit Line Margin (dB) Read Level Ant Factor Cable Loss Preamp Factor APos TPos Remark 1 2389.18 40.07 54.00 -13.93 38.07 30.78 5.36 34.14 400 231 AVERAGE	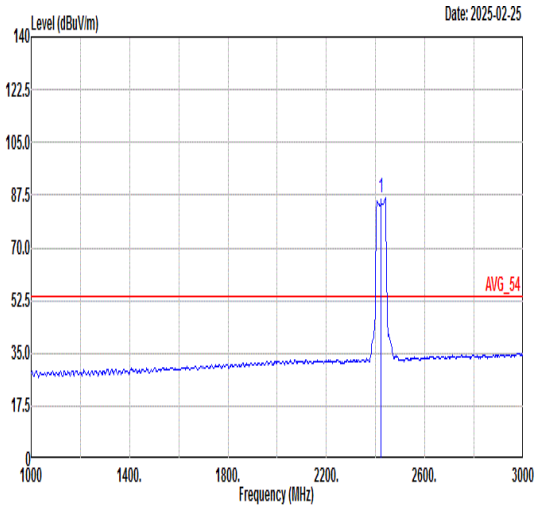 Freq Level Limit Line Margin (dB) Read Level Ant Factor Cable Loss Preamp Factor APos TPos Remark 1 2422.00 86.63 ------ ------ 84.55 30.79 5.41 34.12 400 231 AVERAGE

Mode	33	
	Band Edge - R	
	2400-2483.5_802.11ax HE40_CH03_2422MHz	
ANT	0+1	
Pol.	Horizontal	Fundamental
Peak	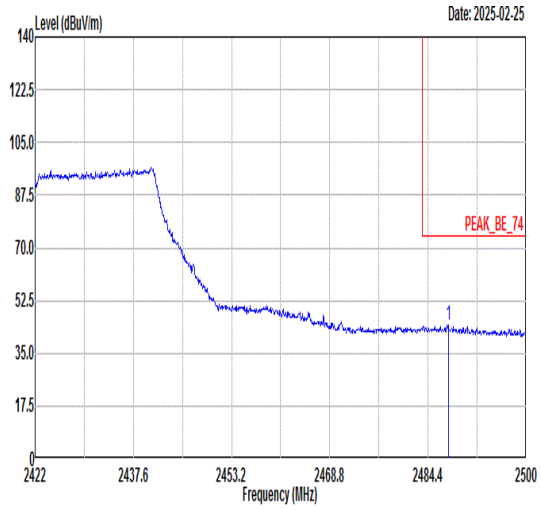 Freq Level Limit Line Margin (dB) Read Level Ant Factor Cable Loss Preamp Factor APos TPos Remark MHz dBuV/m dBuV/m dBuV dB/m dB dB cm deg 1 2487.60 44.52 74.00 -29.48 42.36 30.80 5.46 34.10 400 231 PEAK	Blank
Avg	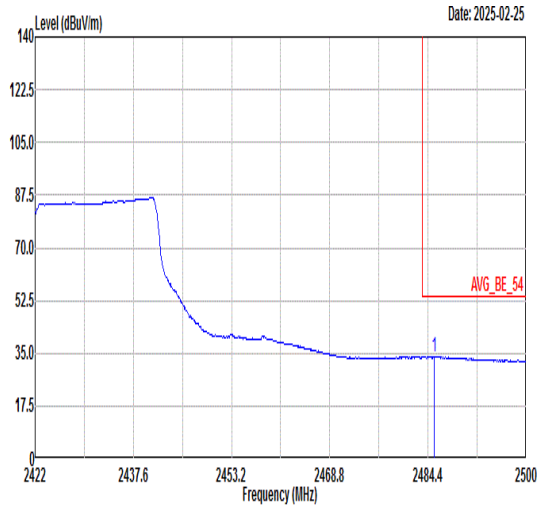 Freq Level Limit Line Margin (dB) Read Level Ant Factor Cable Loss Preamp Factor APos TPos Remark MHz dBuV/m dBuV/m dBuV dB/m dB dB cm deg 1 2485.41 33.79 54.00 -20.21 31.64 30.80 5.46 34.11 400 231 AVERAGE	Blank

Mode	33	
	Band Edge - L	
	2400-2483.5_802.11ax HE40_CH03_2422MHz	
ANT	0+1	
Pol.	Vertical	Fundamental
Peak	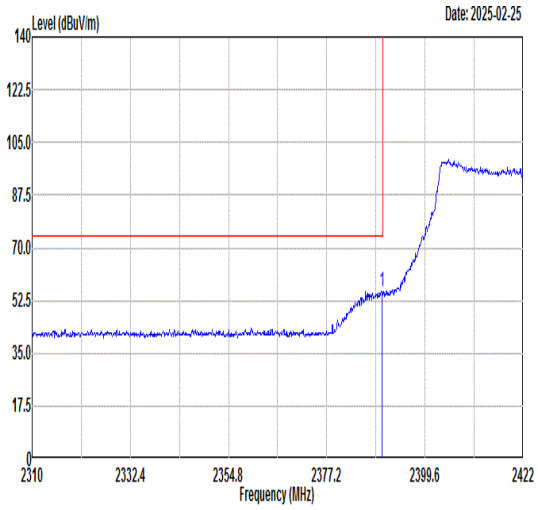 Freq Level Limit Line Margin (dB) Read Level Ant Factor Cable Loss Preamp Factor APos TPos Remark MHz dBuV/m dBuV/m dBuV dB/m dB dB cm deg 1 2389.74 55.37 74.00 -18.63 53.37 30.78 5.36 34.14 310 143 PEAK	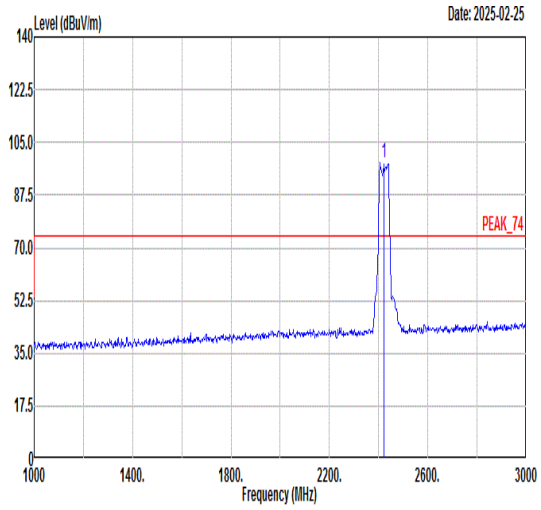 Freq Level Limit Line Margin (dB) Read Level Ant Factor Cable Loss Preamp Factor APos TPos Remark MHz dBuV/m dBuV/m dBuV dB/m dB dB cm deg 1 2422.00 98.39 ------ ------ 96.38 30.78 5.37 34.14 310 143 PEAK
Avg	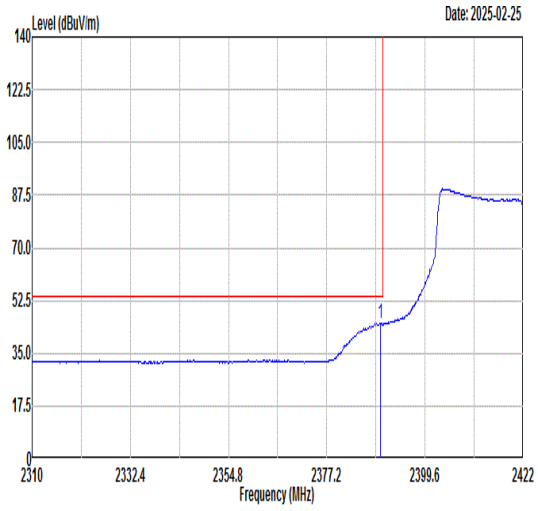 Freq Level Limit Line Margin (dB) Read Level Ant Factor Cable Loss Preamp Factor APos TPos Remark MHz dBuV/m dBuV/m dBuV dB/m dB dB cm deg 1 2389.52 44.72 54.00 -9.28 42.72 30.78 5.36 34.14 310 143 AVERAGE	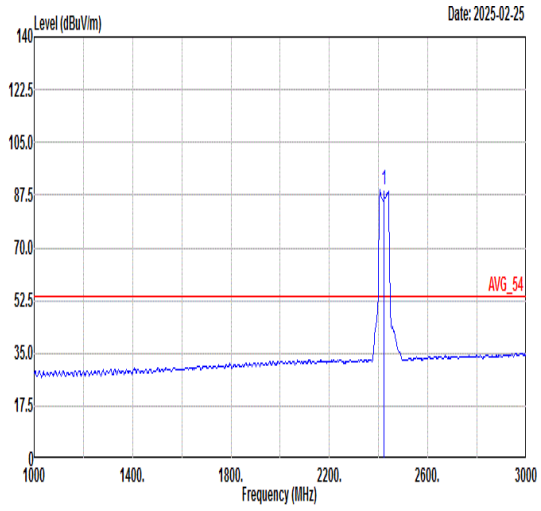 Freq Level Limit Line Margin (dB) Read Level Ant Factor Cable Loss Preamp Factor APos TPos Remark MHz dBuV/m dBuV/m dBuV dB/m dB dB cm deg 1 2422.00 89.43 ------ ------ 87.42 30.78 5.37 34.14 310 143 AVERAGE

Mode	33	
	Band Edge - R	
	2400-2483.5_802.11ax HE40_CH03_2422MHz	
ANT	0+1	
Pol.	Vertical	Fundamental
Peak	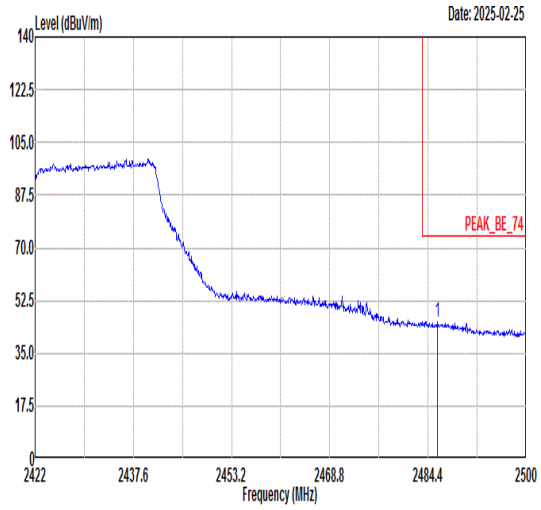 Limit Margin Read Ant Cable Preamp APos TPos Freq Level Line (dB) Level Factor Loss Factor Remark MHz dBuV/m dBuV/m dBuV dB/m dB dB cm deg 1 2485.88 45.42 74.00 -28.58 43.27 30.80 5.46 34.11 310 143 PEAK	Blank
Avg	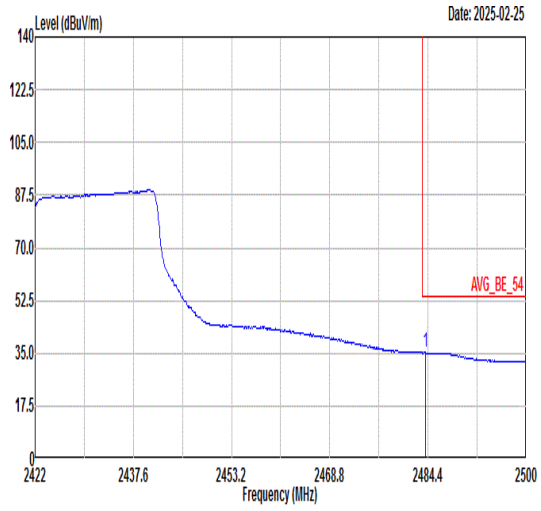 Limit Margin Read Ant Cable Preamp APos TPos Freq Level Line (dB) Level Factor Loss Factor Remark MHz dBuV/m dBuV/m dBuV dB/m dB dB cm deg 1 2484.01 35.36 54.00 -18.64 33.21 30.80 5.46 34.11 310 143 AVERAGE	Blank

Mode	34	
	Band Edge - L	
	2400-2483.5_802.11ax HE40_CH09_2452MHz	
ANT	0+1	
Pol.	Horizontal	Fundamental
Peak	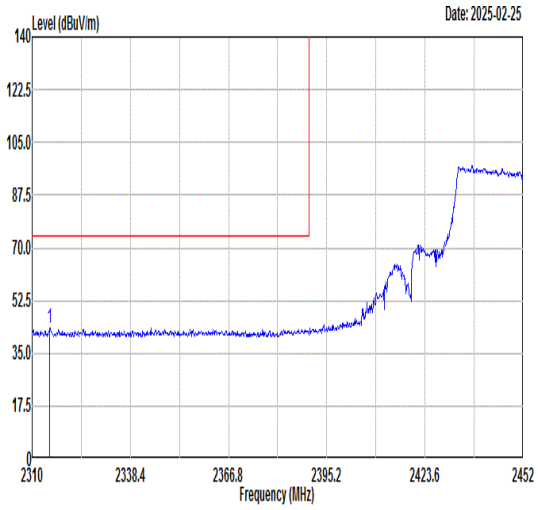 Freq Level Limit Line Margin (dB) Read Level Ant Factor Cable Loss Preamp Factor APos TPos Remark 1 2315.11 43.48 74.00 -30.52 41.59 30.76 5.30 34.17 396 226 PEAK	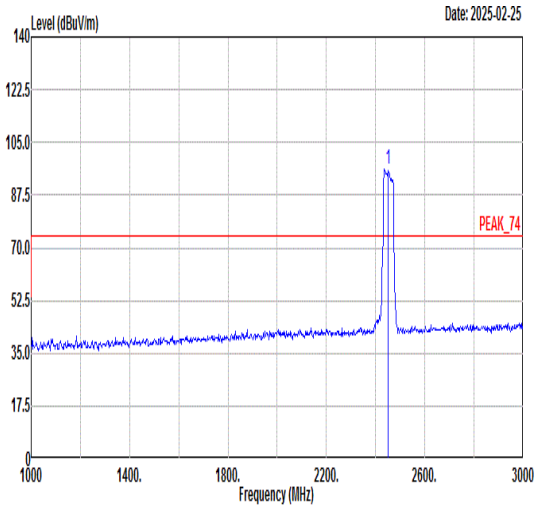 Freq Level Limit Line Margin (dB) Read Level Ant Factor Cable Loss Preamp Factor APos TPos Remark 1 2452.00 96.41 ------ ------ 94.34 30.79 5.41 34.13 396 226 PEAK
Avg	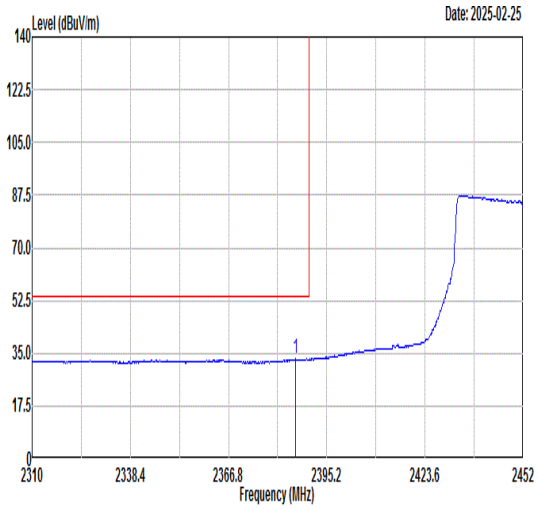 Freq Level Limit Line Margin (dB) Read Level Ant Factor Cable Loss Preamp Factor APos TPos Remark 1 2386.25 33.04 54.00 -20.96 31.05 30.78 5.36 34.15 396 226 AVERAGE	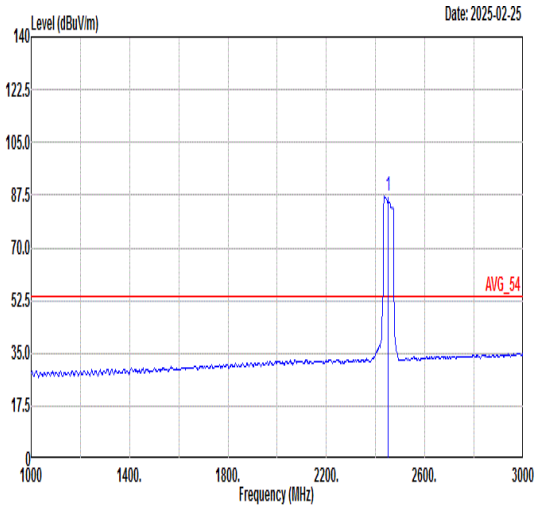 Freq Level Limit Line Margin (dB) Read Level Ant Factor Cable Loss Preamp Factor APos TPos Remark 1 2452.00 87.10 ------ ------ 85.04 30.79 5.40 34.13 396 226 AVERAGE

Mode	34	
	Band Edge - R	
	2400-2483.5_802.11ax HE40_CH09_2452MHz	
ANT	0+1	
Pol.	Horizontal	Fundamental
Peak	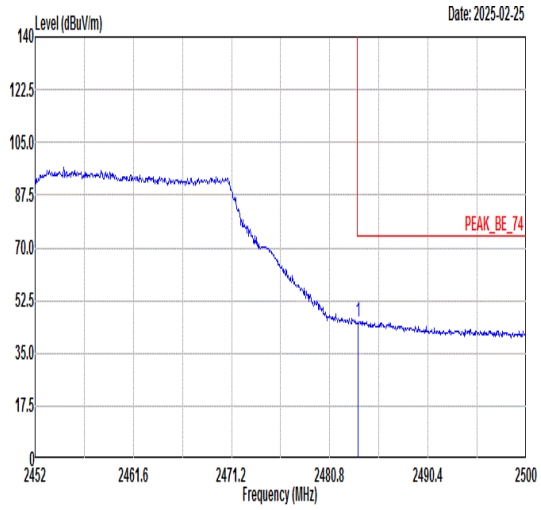 Freq Level Limit Line Margin (dB) Read Level Ant Factor Cable Loss Preamp Factor APos TPos Remark MHz dBuV/m dBuV/m dBuV dB/m dB dB cm deg 1 2483.54 45.56 74.00 -28.44 43.41 30.80 5.46 34.11 396 226 PEAK	Blank
Avg	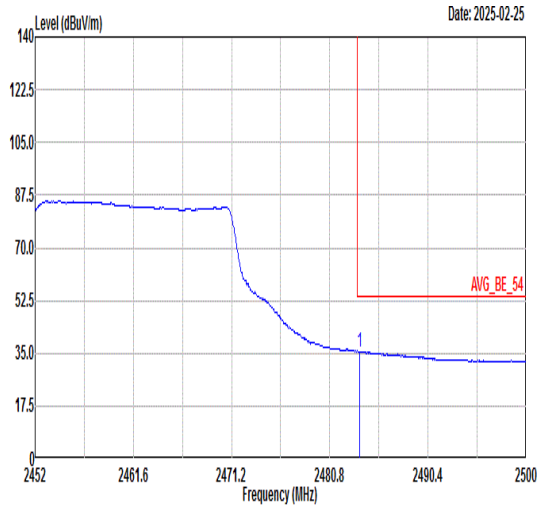 Freq Level Limit Line Margin (dB) Read Level Ant Factor Cable Loss Preamp Factor APos TPos Remark MHz dBuV/m dBuV/m dBuV dB/m dB dB cm deg 1 2483.73 35.57 54.00 -18.43 33.42 30.80 5.46 34.11 396 226 AVERAGE	Blank

Mode	34	
	Band Edge - L	
	2400-2483.5_802.11ax HE40_CH09_2452MHz	
ANT	0+1	
Pol.	Vertical	Fundamental
Peak	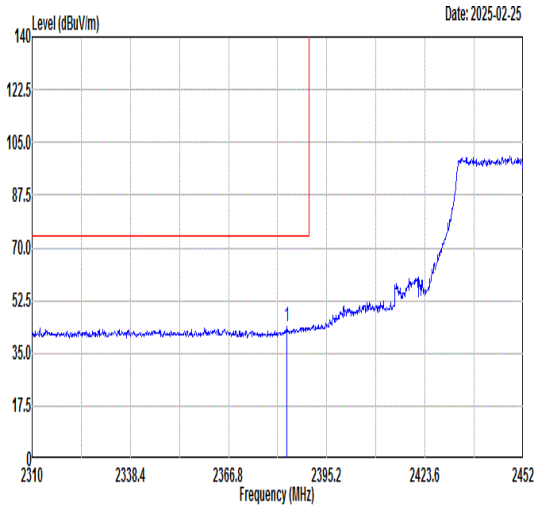 Freq Level Limit Line Margin (dB) Read Level Ant Factor Cable Loss Preamp Factor APos TPos Remark MHz dBuV/m dBuV/m dBuV dB/m dB dB cm deg 1 2383.56 43.88 74.00 -30.12 41.90 30.78 5.35 34.15 287 290 PEAK	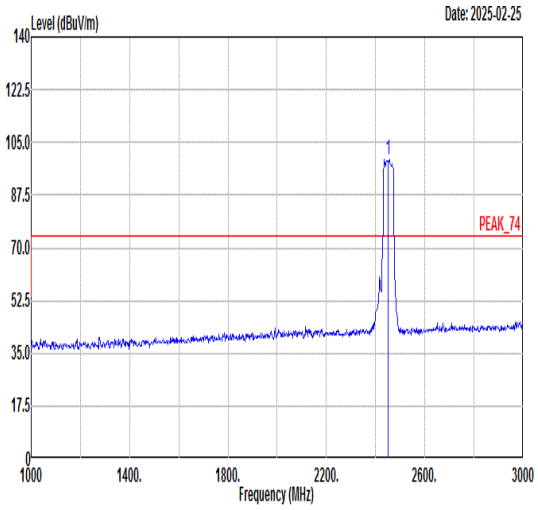 Freq Level Limit Line Margin (dB) Read Level Ant Factor Cable Loss Preamp Factor APos TPos Remark MHz dBuV/m dBuV/m dBuV dB/m dB dB cm deg 1 2452.00 99.39 ------ ------ 97.32 30.79 5.41 34.13 287 290 PEAK
Avg	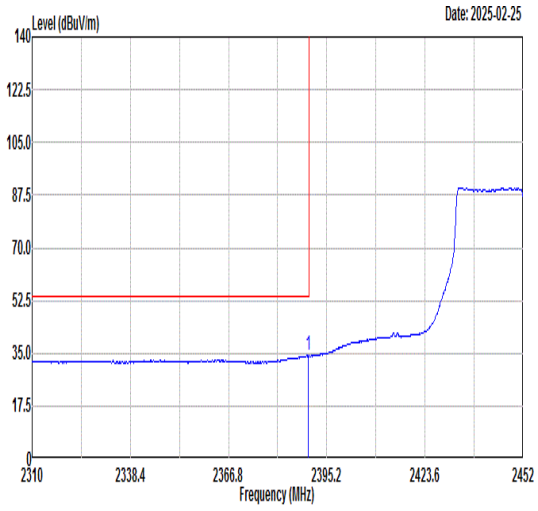 Freq Level Limit Line Margin (dB) Read Level Ant Factor Cable Loss Preamp Factor APos TPos Remark MHz dBuV/m dBuV/m dBuV dB/m dB dB cm deg 1 2389.80 34.28 54.00 -19.72 32.28 30.78 5.36 34.14 287 290 AVERAGE	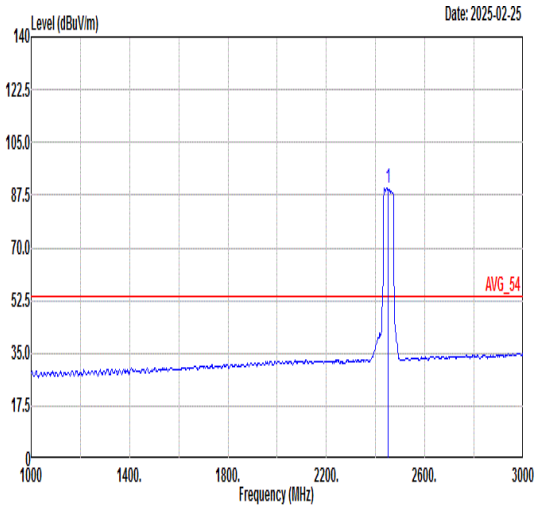 Freq Level Limit Line Margin (dB) Read Level Ant Factor Cable Loss Preamp Factor APos TPos Remark MHz dBuV/m dBuV/m dBuV dB/m dB dB cm deg 1 2452.00 89.64 ------ ------ 87.55 30.79 5.42 34.12 287 290 AVERAGE

Mode	34	
	Band Edge - R	
	2400-2483.5_802.11ax HE40_CH09_2452MHz	
ANT	0+1	
Pol.	Vertical	Fundamental
Peak	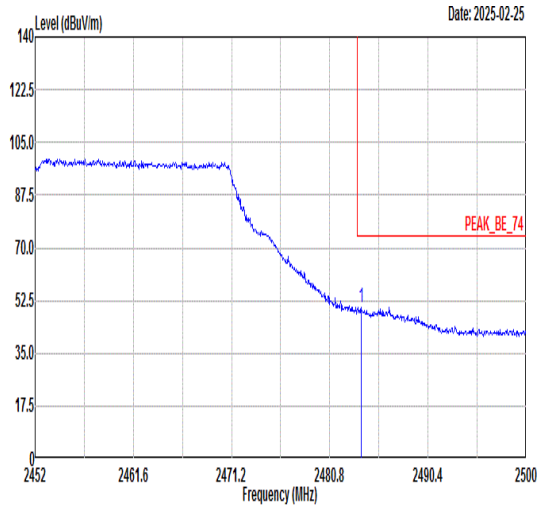 Freq Level Limit Line Margin (dB) Read Level Ant Factor Cable Loss Preamp Factor APos TPos Remark MHz dBuV/m dBuV/m dBuV dB/m dB dB cm deg 1 2483.87 50.07 74.00 -23.93 47.92 30.80 5.46 34.11 287 290 PEAK	Blank
Avg	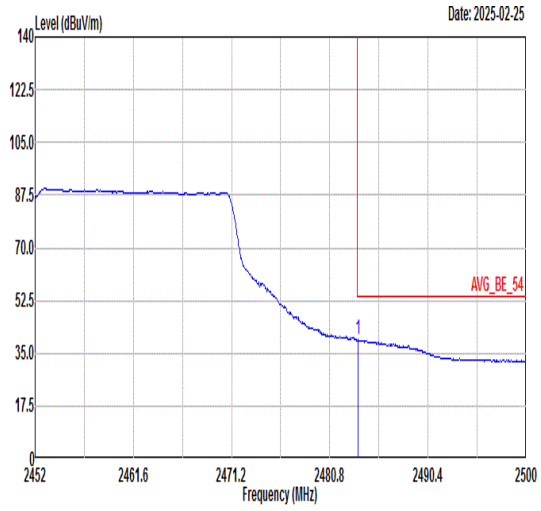 Freq Level Limit Line Margin (dB) Read Level Ant Factor Cable Loss Preamp Factor APos TPos Remark MHz dBuV/m dBuV/m dBuV dB/m dB dB cm deg 1 2483.54 39.37 54.00 -14.63 37.22 30.80 5.46 34.11 287 290 AVERAGE	Blank

Mode	35	
	Band Edge	
	2400-2483.5_802.11ax HE20_CH01_Partial RU_2412MHz	
ANT	0+1	
Pol.	Horizontal	Fundamental
Peak	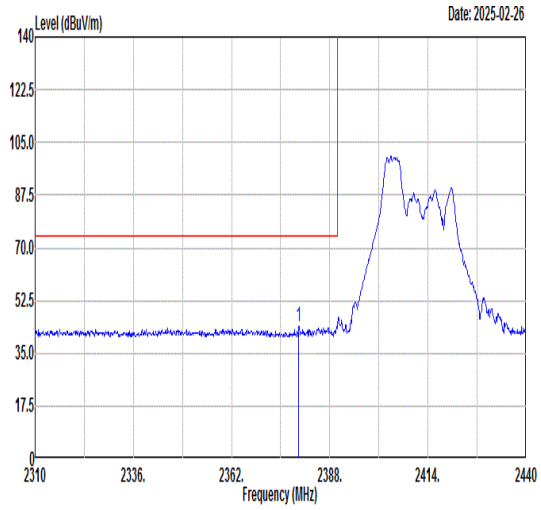 Freq Level Limit Line Margin (dB) Read Level Ant Factor Cable Loss Preamp Factor APos TPos Remark MHz dBuV/m dBuV/m dBuV dB/m dB dB cm deg 1 2379.81 43.74 74.00 -30.26 41.76 30.78 5.35 34.15 400 6 PEAK	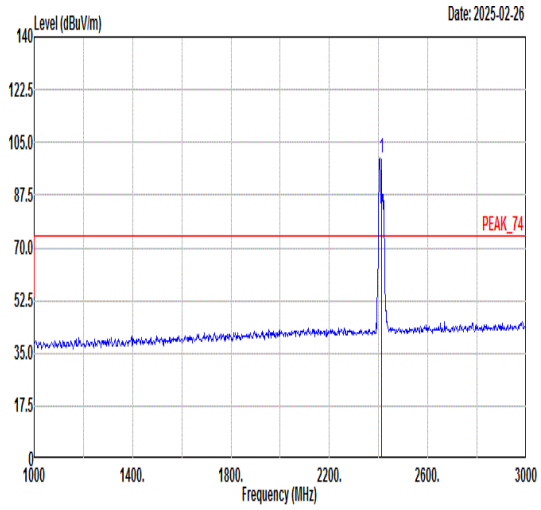 Freq Level Limit Line Margin (dB) Read Level Ant Factor Cable Loss Preamp Factor APos TPos Remark MHz dBuV/m dBuV/m dBuV dB/m dB dB cm deg 1 2412.00 100.09 ------ ------ 98.08 30.78 5.37 34.14 400 6 PEAK
Avg	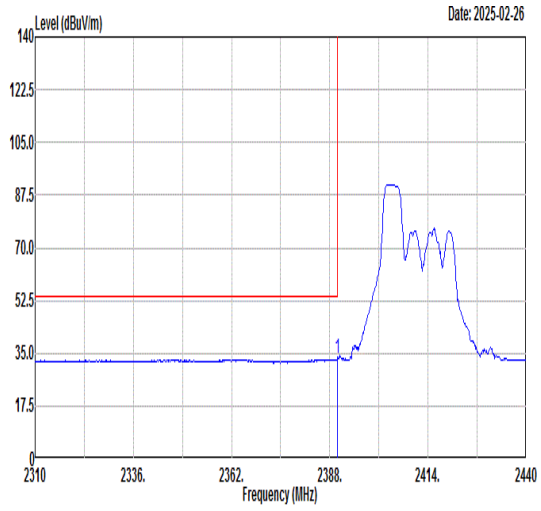 Freq Level Limit Line Margin (dB) Read Level Ant Factor Cable Loss Preamp Factor APos TPos Remark MHz dBuV/m dBuV/m dBuV dB/m dB dB cm deg 1 2389.95 33.24 54.00 -20.76 31.24 30.78 5.36 34.14 400 6 AVERAGE	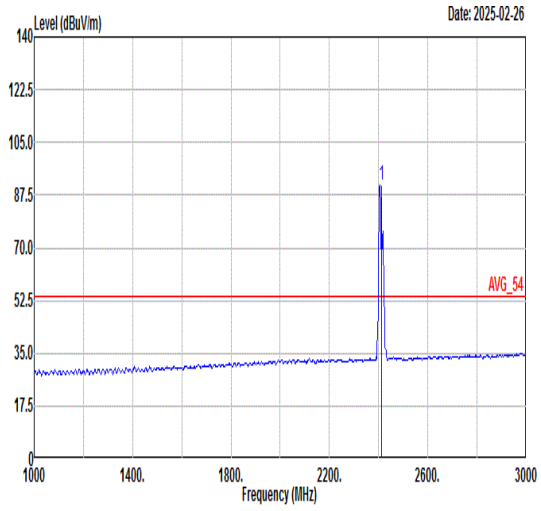 Freq Level Limit Line Margin (dB) Read Level Ant Factor Cable Loss Preamp Factor APos TPos Remark MHz dBuV/m dBuV/m dBuV dB/m dB dB cm deg 1 2412.00 90.92 ------ ------ 88.91 30.78 5.37 34.14 400 6 AVERAGE

Mode	35	
	Band Edge	
	2400-2483.5_802.11ax HE20_CH01_Partial RU_2412MHz	
ANT	0+1	
Pol.	Vertical	Fundamental
Peak	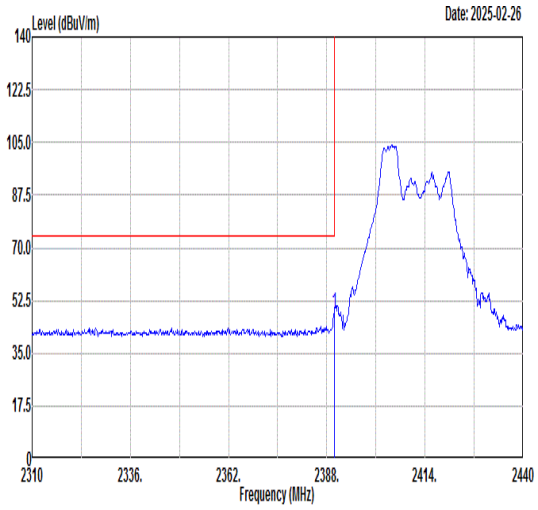 Freq Level Limit Line Margin (dB) Read Level Ant Factor Cable Loss Preamp Factor APos TPos Remark MHz dBuV/m dBuV/m dBuV dB/m dB dB cm deg 1 2389.95 48.36 74.00 -25.64 46.36 30.78 5.36 34.14 329 329 PEAK	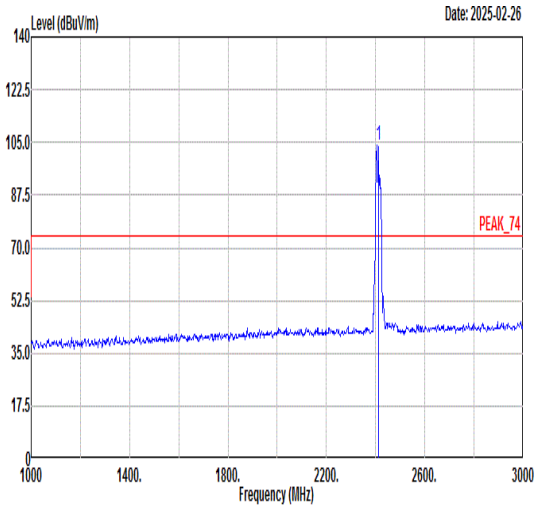 Freq Level Limit Line Margin (dB) Read Level Ant Factor Cable Loss Preamp Factor APos TPos Remark MHz dBuV/m dBuV/m dBuV dB/m dB dB cm deg 1 2412.00 103.91 ------ ------ 101.90 30.78 5.37 34.14 329 329 PEAK
Avg	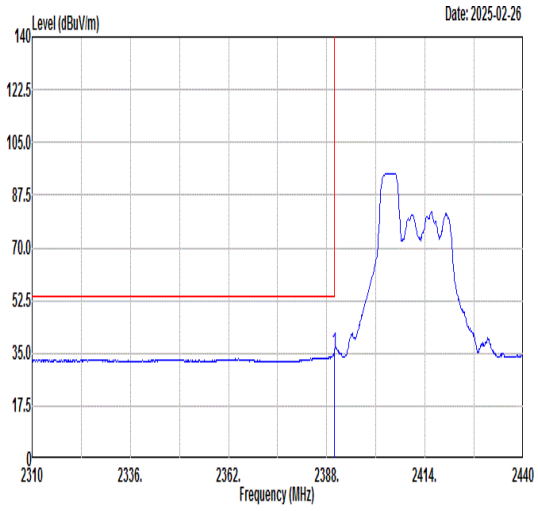 Freq Level Limit Line Margin (dB) Read Level Ant Factor Cable Loss Preamp Factor APos TPos Remark MHz dBuV/m dBuV/m dBuV dB/m dB dB cm deg 1 2389.95 35.58 54.00 -18.42 33.58 30.78 5.36 34.14 329 329 AVERAGE	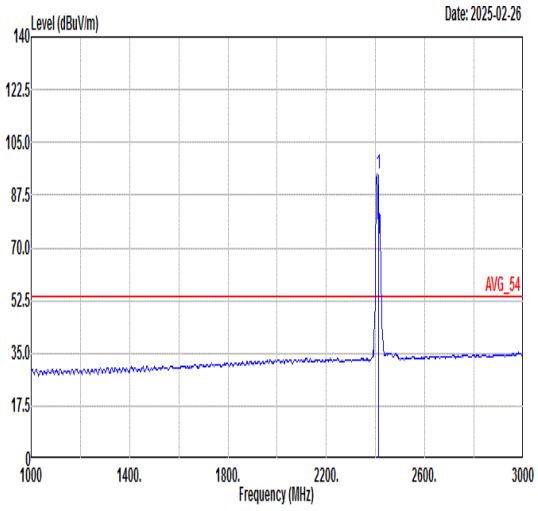 Freq Level Limit Line Margin (dB) Read Level Ant Factor Cable Loss Preamp Factor APos TPos Remark MHz dBuV/m dBuV/m dBuV dB/m dB dB cm deg 1 2412.00 94.52 ------ ------ 92.51 30.78 5.37 34.14 329 329 AVERAGE

Mode	36	
	Band Edge	
	2400-2483.5_802.11ax HE20_CH11_Partial RU_2462MHz	
ANT	0+1	
Pol.	Horizontal	Fundamental
Peak	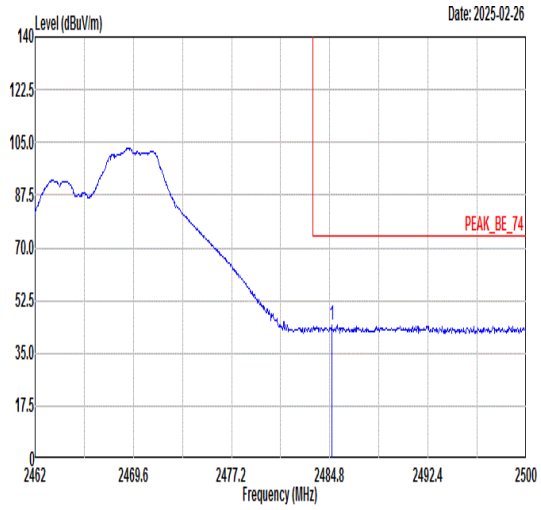 Freq Level Limit Line Margin (dB) Read Level Ant Factor Cable Loss Preamp Factor APos TPos Remark 1 2484.95 44.51 74.00 -29.49 42.36 30.80 5.46 34.11 400 228 PEAK	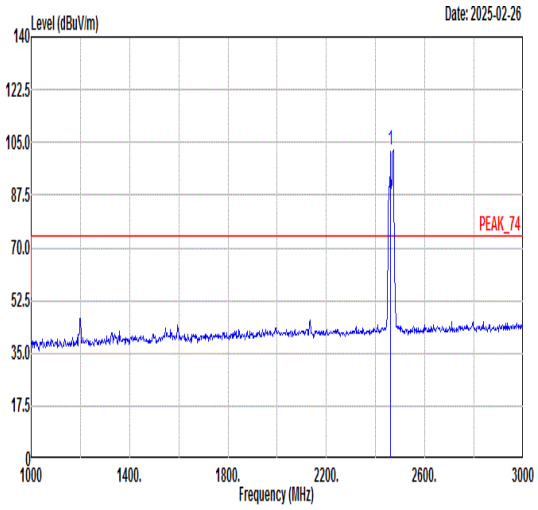 Freq Level Limit Line Margin (dB) Read Level Ant Factor Cable Loss Preamp Factor APos TPos Remark 1 2462.00 102.27 ------ ------ 100.14 30.79 5.45 34.11 400 228 PEAK
Avg	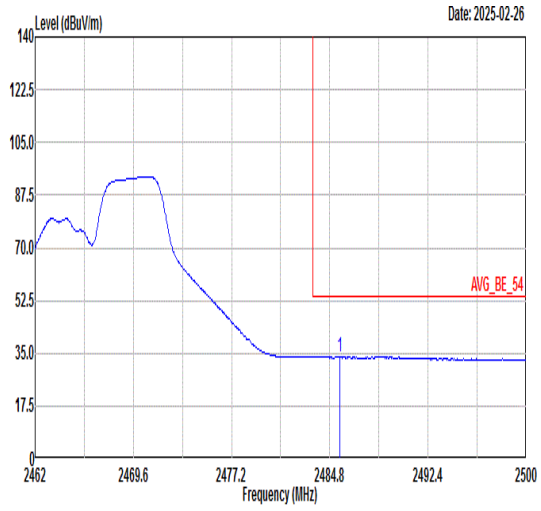 Freq Level Limit Line Margin (dB) Read Level Ant Factor Cable Loss Preamp Factor APos TPos Remark 1 2485.56 33.97 54.00 -20.03 31.82 30.80 5.46 34.11 400 228 AVERAGE	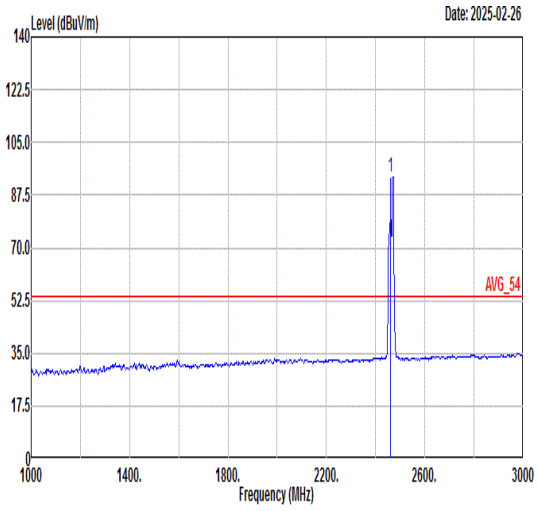 Freq Level Limit Line Margin (dB) Read Level Ant Factor Cable Loss Preamp Factor APos TPos Remark 1 2462.00 93.27 ------ ------ 91.14 30.79 5.45 34.11 400 228 AVERAGE

Mode	36	
	Band Edge	
	2400-2483.5_802.11ax HE20_CH11_Partial RU_2462MHz	
ANT	0+1	
Pol.	Vertical	Fundamental
Peak	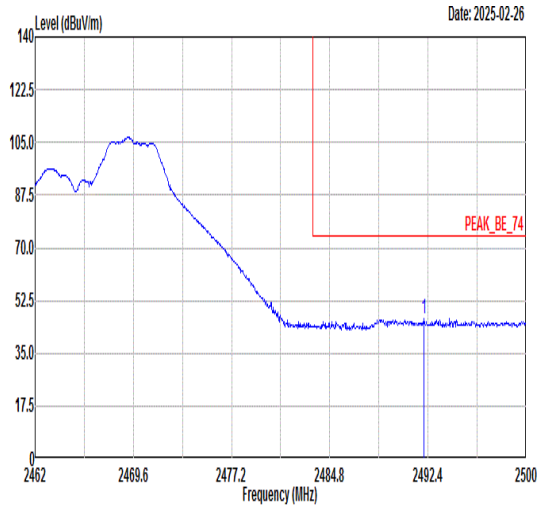 Freq Level Limit Line Margin (dB) Read Level Ant Factor Cable Loss Preamp Factor APos TPos Remark 1 2492.06 46.52 74.00 -27.48 44.35 30.80 5.47 34.10 331 114 PEAK	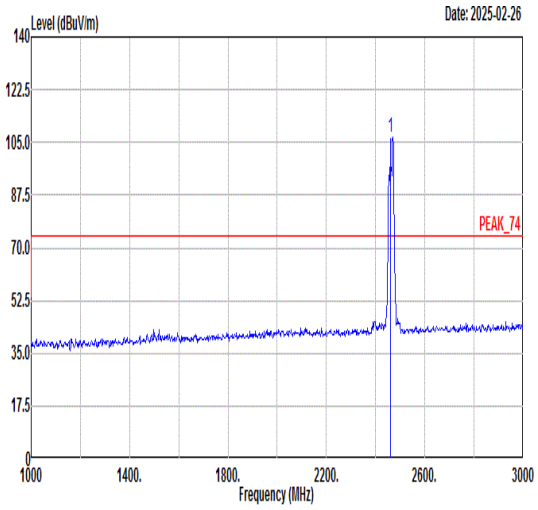 Freq Level Limit Line Margin (dB) Read Level Ant Factor Cable Loss Preamp Factor APos TPos Remark 1 2462.00 106.97 ------ ------ 104.85 30.79 5.44 34.11 331 114 PEAK
Avg	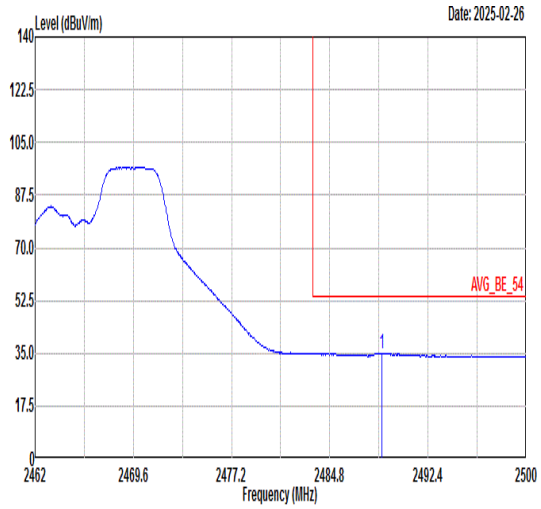 Freq Level Limit Line Margin (dB) Read Level Ant Factor Cable Loss Preamp Factor APos TPos Remark 1 2488.83 35.05 54.00 -18.95 32.88 30.80 5.47 34.10 331 114 AVERAGE	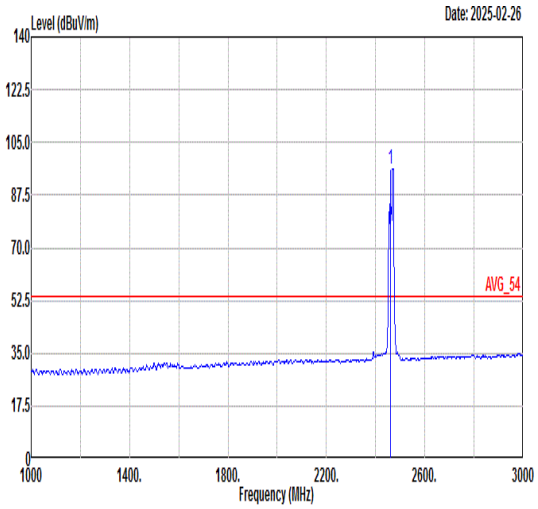 Freq Level Limit Line Margin (dB) Read Level Ant Factor Cable Loss Preamp Factor APos TPos Remark 1 2462.00 96.37 ------ ------ 94.25 30.79 5.44 34.11 331 114 AVERAGE

Mode	37	
	Band Edge	
	2400-2483.5_802.11be EHT20_CH01_2412MHz	
ANT	0+1	
Pol.	Horizontal	Fundamental
Peak	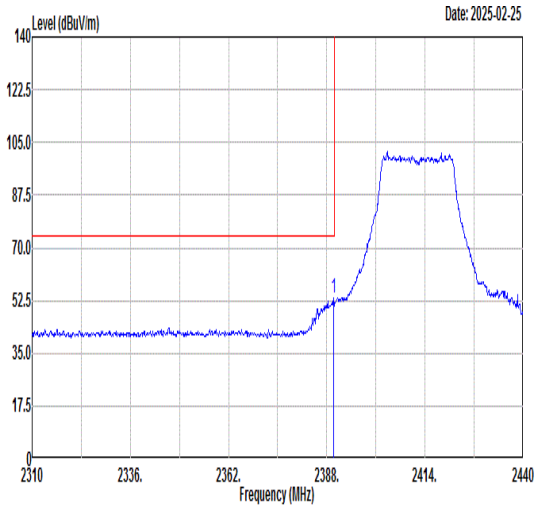 Freq Level Limit Line Margin (dB) Read Level Ant Factor Cable Loss Preamp Factor APos TPos Remark MHz dBuV/m dBuV/m dBuV dB/m dB dB cm deg 1 2389.82 53.34 74.00 -20.66 51.34 30.78 5.36 34.14 400 228 PEAK	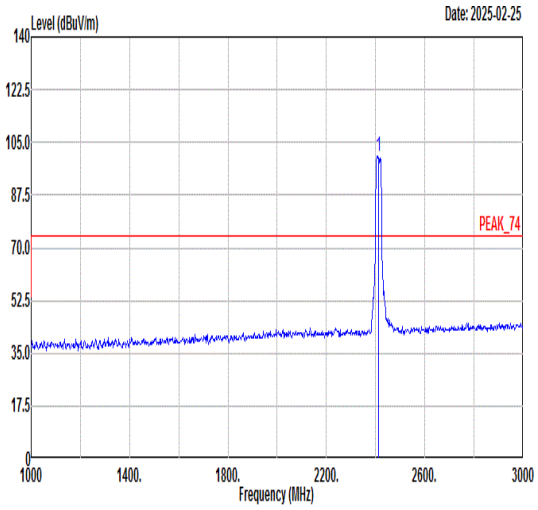 Freq Level Limit Line Margin (dB) Read Level Ant Factor Cable Loss Preamp Factor APos TPos Remark MHz dBuV/m dBuV/m dBuV dB/m dB dB cm deg 1 2412.00 100.45 ------ ------ 98.44 30.78 5.37 34.14 400 228 PEAK
Avg	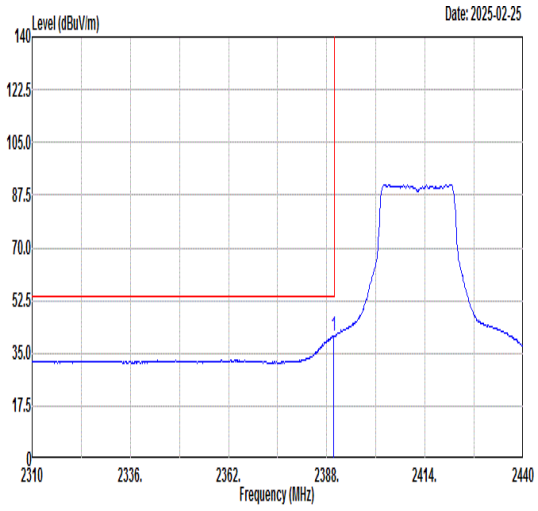 Freq Level Limit Line Margin (dB) Read Level Ant Factor Cable Loss Preamp Factor APos TPos Remark MHz dBuV/m dBuV/m dBuV dB/m dB dB cm deg 1 2389.82 40.83 54.00 -13.17 38.83 30.78 5.36 34.14 400 228 AVERAGE	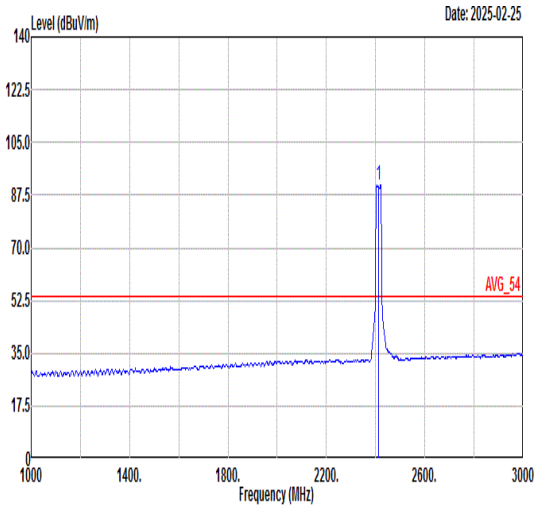 Freq Level Limit Line Margin (dB) Read Level Ant Factor Cable Loss Preamp Factor APos TPos Remark MHz dBuV/m dBuV/m dBuV dB/m dB dB cm deg 1 2412.00 90.99 ------ ------ 88.98 30.78 5.37 34.14 400 228 AVERAGE

Mode	37	
	Band Edge	
	2400-2483.5_802.11be EHT20_CH01_2412MHz	
ANT	0+1	
Pol.	Vertical	Fundamental
Peak	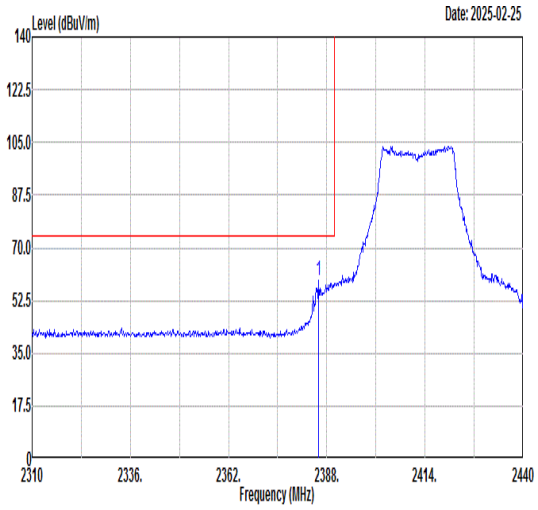 Freq Level Limit Line Margin (dB) Read Level Ant Factor Cable Loss Preamp Factor APos TPos Remark 1 2385.79 59.28 74.00 -14.72 57.29 30.78 5.36 34.15 307 145 PEAK	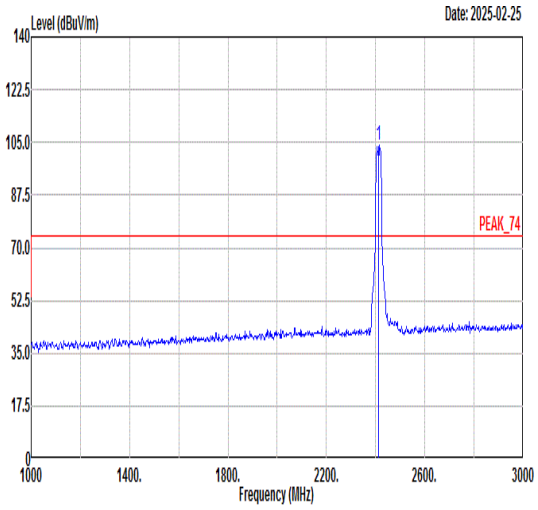 Freq Level Limit Line Margin (dB) Read Level Ant Factor Cable Loss Preamp Factor APos TPos Remark 1 2412.00 103.90 ------ ------ 101.87 30.78 5.38 34.13 307 145 PEAK
Avg	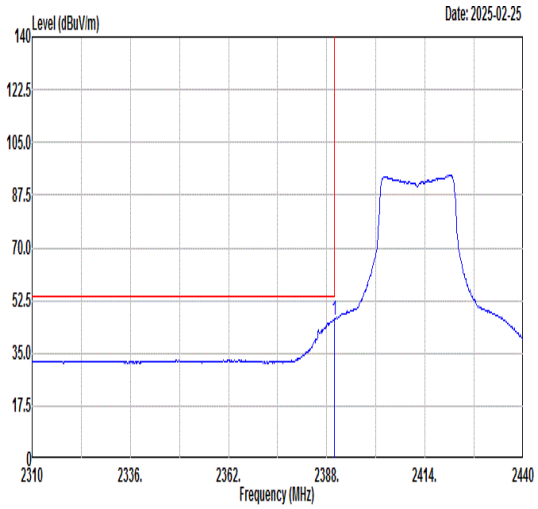 Freq Level Limit Line Margin (dB) Read Level Ant Factor Cable Loss Preamp Factor APos TPos Remark 1 2389.95 45.96 54.00 -8.04 43.96 30.78 5.36 34.14 307 145 AVERAGE	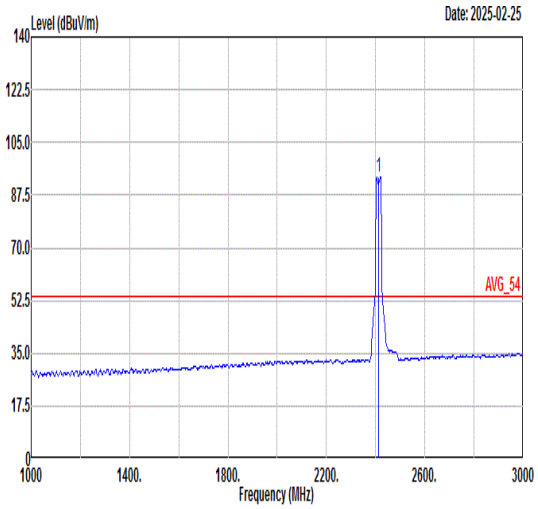 Freq Level Limit Line Margin (dB) Read Level Ant Factor Cable Loss Preamp Factor APos TPos Remark 1 2412.00 93.77 ------ ------ 91.73 30.78 5.39 34.13 307 145 AVERAGE

Mode	37	
	Harmonic	
	2400-2483.5_802.11be EHT20_CH01_2412MHz	
ANT	0+1	
Pol.	Horizontal	Vertical
Peak Avg	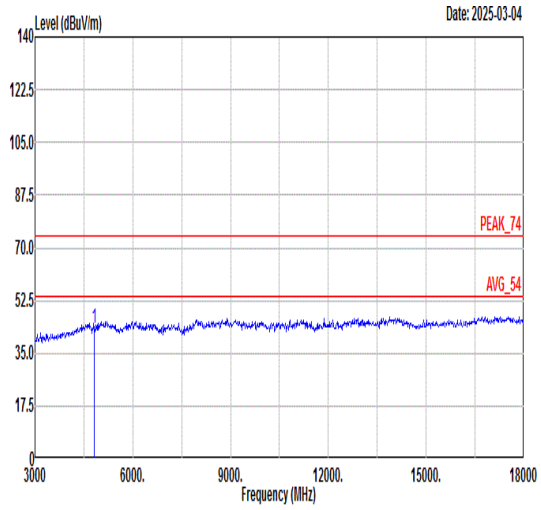 Freq Level Limit Line Margin Read Level Ant Factor Cable Loss Preamp Factor APos TPos Remark MHz dBuV/m dBuV/m dB dBuV dB/m dB dB cm deg 1 4824.00 43.36 74.00 -30.64 62.90 36.42 8.88 64.84 --- --- Peak	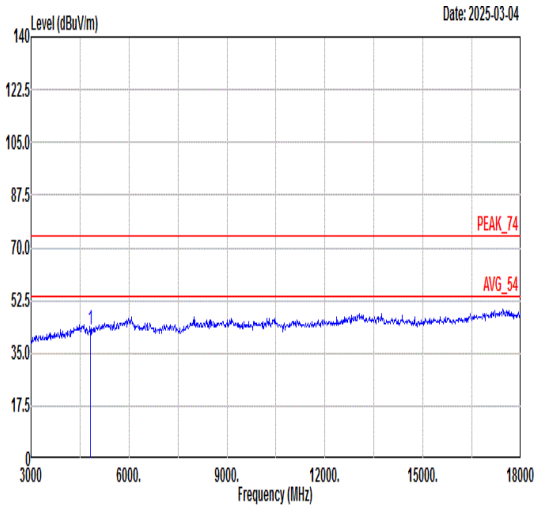 Freq Level Limit Line Margin Read Level Ant Factor Cable Loss Preamp Factor APos TPos Remark MHz dBuV/m dBuV/m dB dBuV dB/m dB dB cm deg 1 4824.00 42.70 74.00 -31.30 62.24 36.42 8.88 64.84 --- --- Peak

Mode	38	
	Harmonic	
	2400-2483.5_802.11be EHT20_CH06_2437MHz	
ANT	0+1	
Pol.	Horizontal	Vertical
Peak Avg	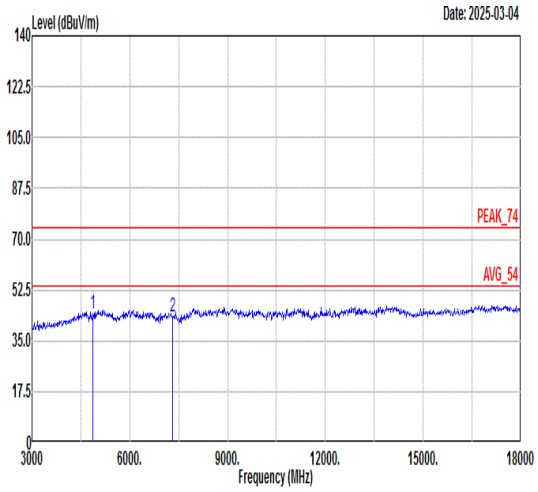 Freq Level Limit Line Margin Read Level Ant Factor Cable Loss Preamp Factor APos TPos Remark MHz dBuV/m dBuV/m dB dBuV dB/m dB dB cm deg 1 4874.00 44.42 74.00 -29.58 64.03 36.50 8.72 64.83 --- --- Peak 2 7311.00 43.48 74.00 -30.52 61.42 36.89 10.18 65.01 --- --- Peak	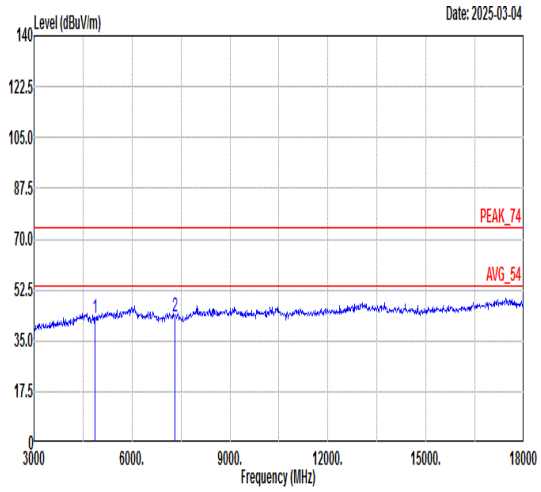 Freq Level Limit Line Margin Read Level Ant Factor Cable Loss Preamp Factor APos TPos Remark MHz dBuV/m dBuV/m dB dBuV dB/m dB dB cm deg 1 4874.00 42.64 74.00 -31.36 62.25 36.50 8.72 64.83 --- --- Peak 2 7311.00 43.08 74.00 -30.92 61.02 36.89 10.18 65.01 --- --- Peak

Mode	39	
	Band Edge	
	2400-2483.5_802.11be EHT20_CH11_2462MHz	
ANT	0+1	
Pol.	Horizontal	Fundamental
Peak	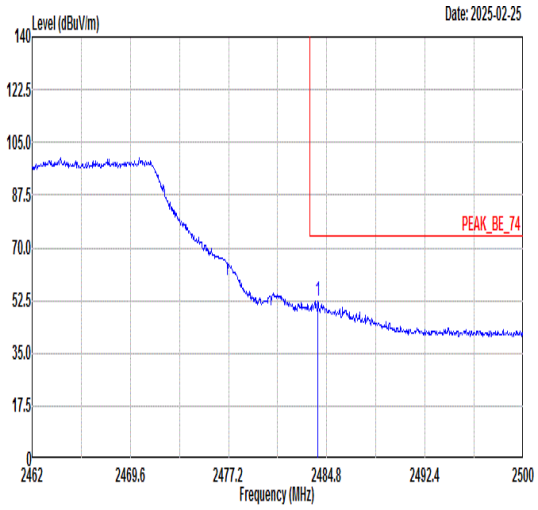 Freq Level Limit Line Margin (dB) Read Level Ant Factor Cable Loss Preamp Factor APos TPos Remark 1 2484.12 52.35 74.00 -21.65 50.20 30.80 5.46 34.11 400 37 PEAK	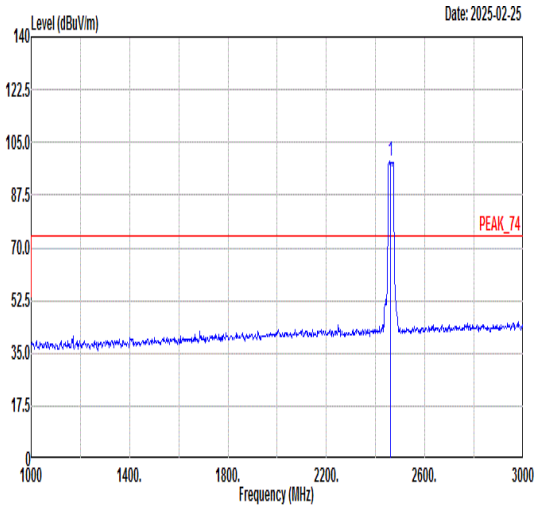 Freq Level Limit Line Margin (dB) Read Level Ant Factor Cable Loss Preamp Factor APos TPos Remark 1 2462.00 98.84 ------ ------ 96.74 30.79 5.43 34.12 400 37 PEAK
Avg	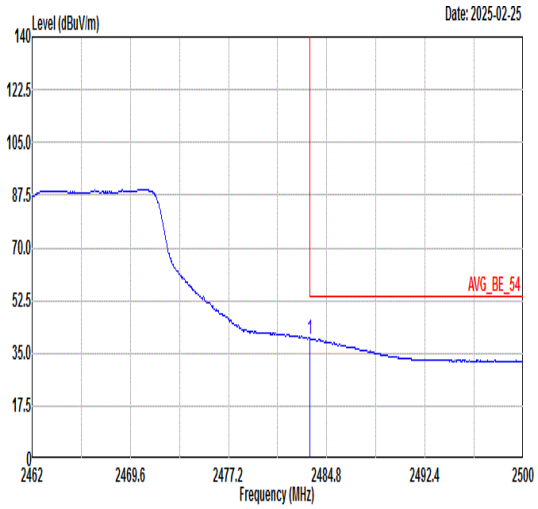 Freq Level Limit Line Margin (dB) Read Level Ant Factor Cable Loss Preamp Factor APos TPos Remark 1 2483.51 39.87 54.00 -14.13 37.72 30.80 5.46 34.11 400 37 AVERAGE	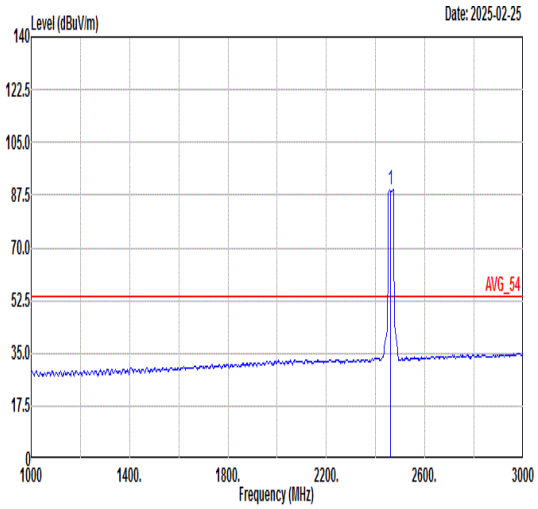 Freq Level Limit Line Margin (dB) Read Level Ant Factor Cable Loss Preamp Factor APos TPos Remark 1 2462.00 89.29 ------ ------ 87.17 30.79 5.44 34.11 400 37 AVERAGE

Mode	39	
	Band Edge	
	2400-2483.5_802.11be EHT20_CH11_2462MHz	
ANT	0+1	
Pol.	Vertical	Fundamental
Peak	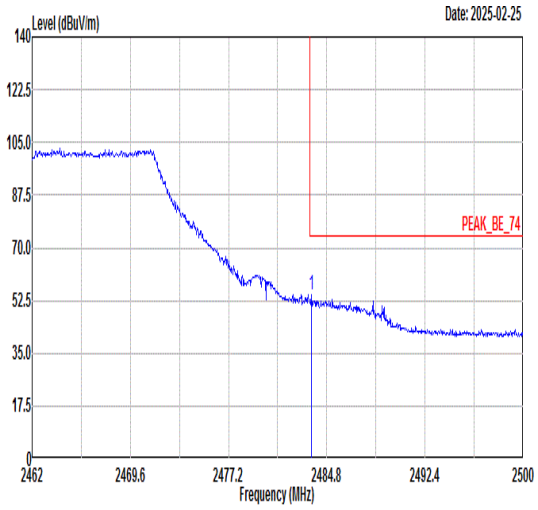 Freq Level Limit Line Margin (dB) Read Level Ant Factor Cable Loss Preamp Factor APos TPos Remark 1 2483.58 54.26 74.00 -19.74 52.11 30.80 5.46 34.11 400 291 PEAK	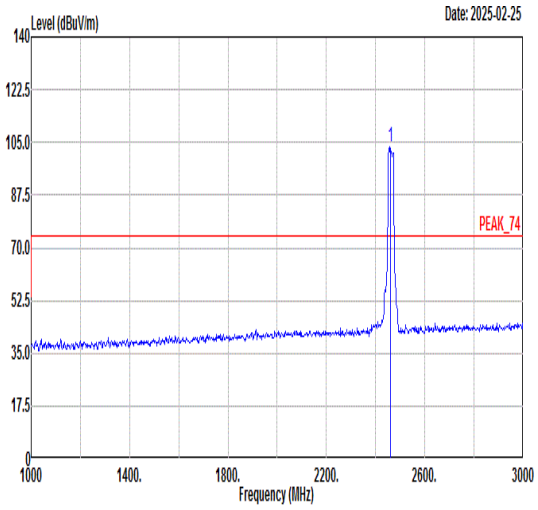 Freq Level Limit Line Margin (dB) Read Level Ant Factor Cable Loss Preamp Factor APos TPos Remark 1 2462.00 103.42 ------ ------ 101.32 30.79 5.43 34.12 400 291 PEAK
Avg	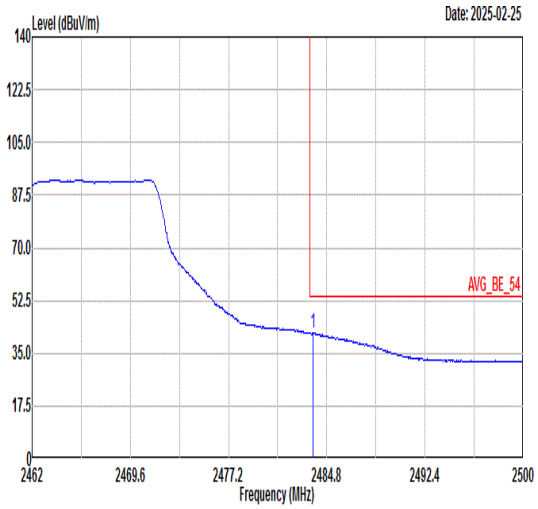 Freq Level Limit Line Margin (dB) Read Level Ant Factor Cable Loss Preamp Factor APos TPos Remark 1 2483.74 41.71 54.00 -12.29 39.56 30.80 5.46 34.11 400 291 AVERAGE	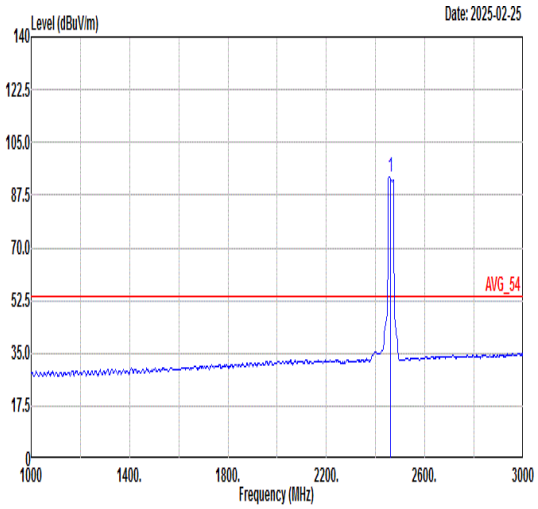 Freq Level Limit Line Margin (dB) Read Level Ant Factor Cable Loss Preamp Factor APos TPos Remark 1 2462.00 93.69 ------ ------ 91.59 30.79 5.43 34.12 400 291 AVERAGE

Mode	39	
	Harmonic	
	2400-2483.5_802.11be EHT20_CH11_2462MHz	
ANT	0+1	
Pol.	Horizontal	Vertical
Peak Avg	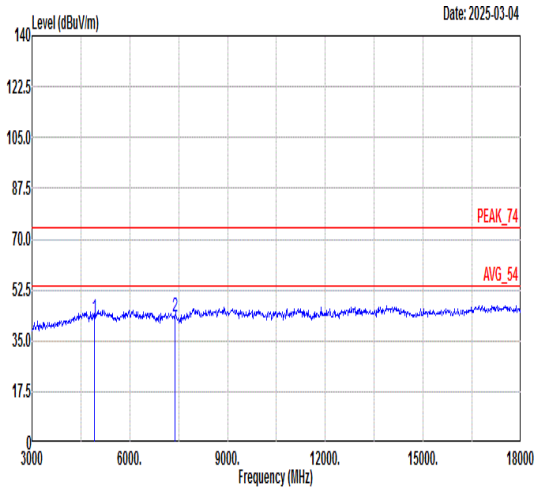 Freq Level Limit Line Margin Read Level Ant Factor Cable Loss Preamp Factor APos TPos Remark MHz dBuV/m dBuV/m dB dBuV dB/m dB dB cm deg 1 4924.00 43.04 74.00 -30.96 62.71 36.58 8.57 64.82 --- --- Peak 2 7386.00 43.09 74.00 -30.91 61.08 36.81 10.18 64.98 --- --- Peak	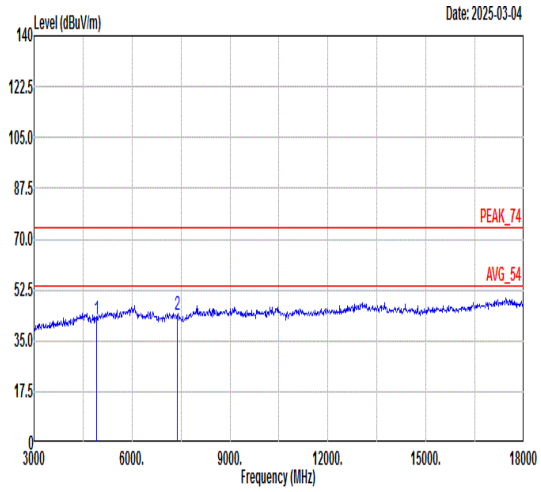 Freq Level Limit Line Margin Read Level Ant Factor Cable Loss Preamp Factor APos TPos Remark MHz dBuV/m dBuV/m dB dBuV dB/m dB dB cm deg 1 4924.00 42.45 74.00 -31.55 62.12 36.58 8.57 64.82 --- --- Peak 2 7386.00 43.63 74.00 -30.37 61.62 36.81 10.18 64.98 --- --- Peak

Mode	40	
	Band Edge - L	
	2400-2483.5_802.11be EHT40_CH03_2422MHz	
ANT	0+1	
Pol.	Horizontal	Fundamental
Peak	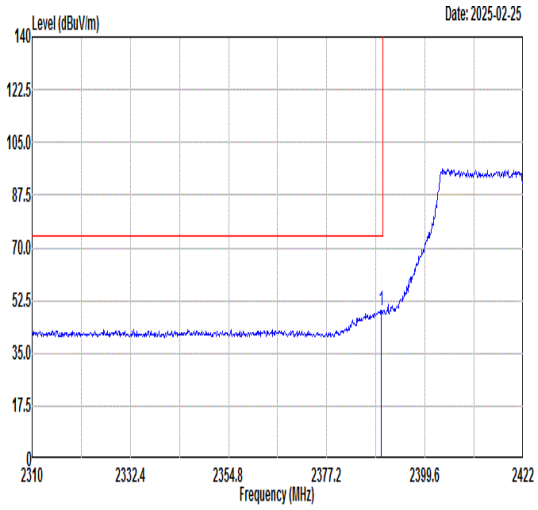 Freq Level Limit Line Margin (dB) Read Level Ant Factor Cable Loss Preamp Factor APos TPos Remark 1 2389.63 49.04 74.00 -24.96 47.04 30.78 5.36 34.14 400 225 PEAK	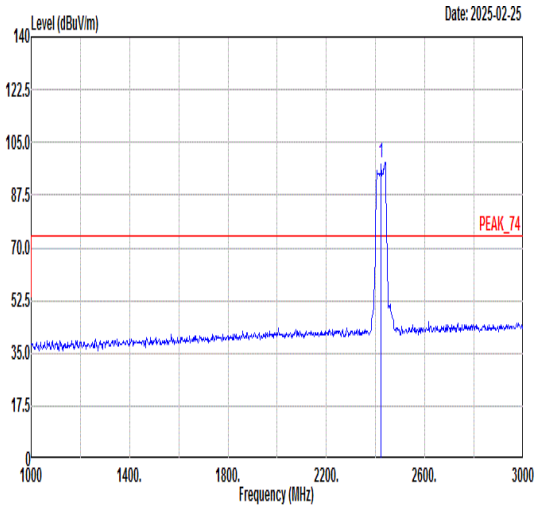 Freq Level Limit Line Margin (dB) Read Level Ant Factor Cable Loss Preamp Factor APos TPos Remark 1 2422.00 98.24 ------ ------ 96.16 30.79 5.41 34.12 400 225 PEAK
Avg	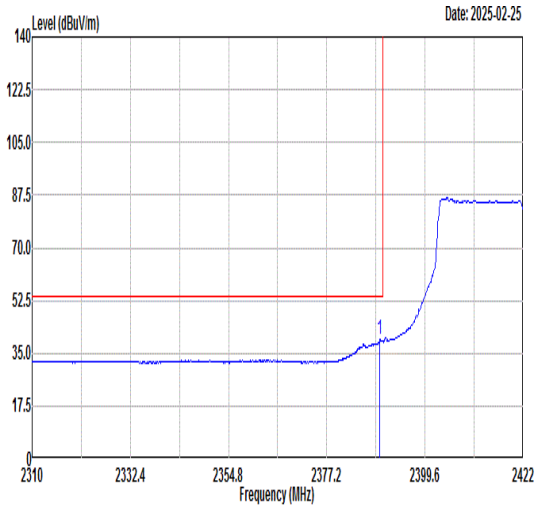 Freq Level Limit Line Margin (dB) Read Level Ant Factor Cable Loss Preamp Factor APos TPos Remark 1 2389.30 39.43 54.00 -14.57 37.43 30.78 5.36 34.14 400 225 AVERAGE	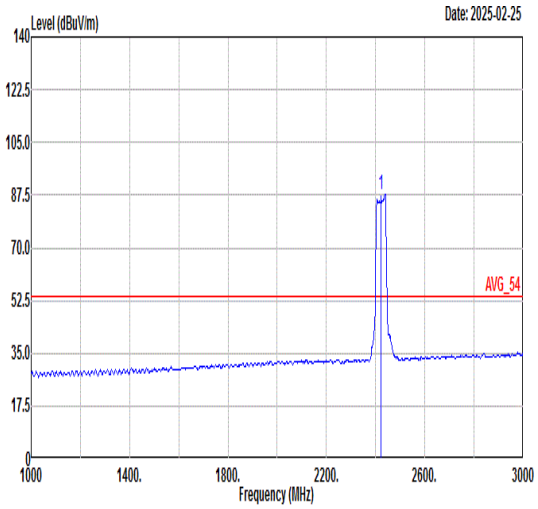 Freq Level Limit Line Margin (dB) Read Level Ant Factor Cable Loss Preamp Factor APos TPos Remark 1 2422.00 87.66 ------ ------ 85.58 30.79 5.41 34.12 400 225 AVERAGE

Mode	40	
	Band Edge - R	
	2400-2483.5_802.11be EHT40_CH03_2422MHz	
ANT	0+1	
Pol.	Horizontal	Fundamental
Peak	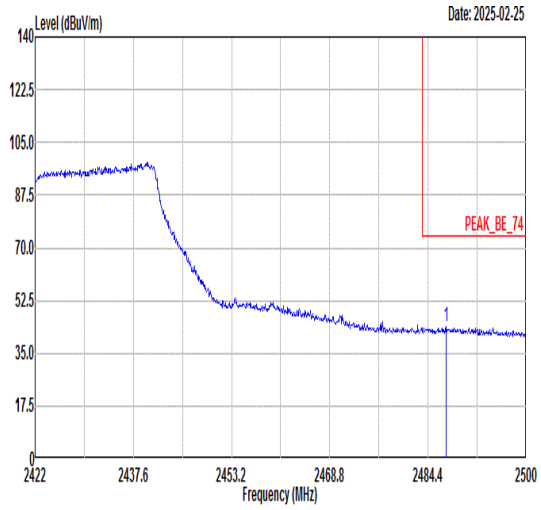 Freq Level Limit Line Margin (dB) Read Level Ant Factor Cable Loss Preamp Factor APos TPos Remark MHz dBuV/m dBuV/m dBuV dB/m dB dB cm deg 1 2487.29 43.84 74.00 -30.16 41.69 30.80 5.46 34.11 400 225 PEAK	Blank
Avg	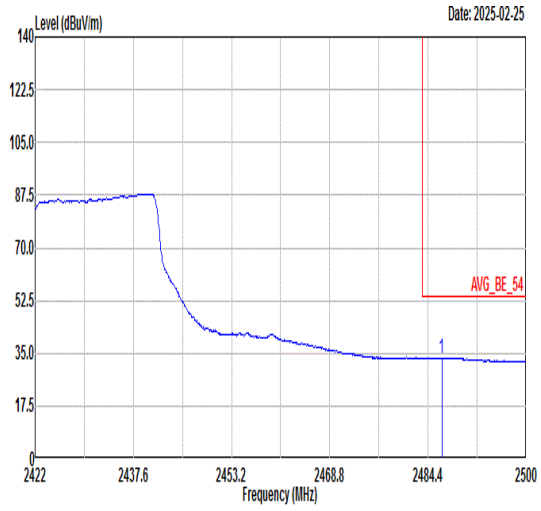 Freq Level Limit Line Margin (dB) Read Level Ant Factor Cable Loss Preamp Factor APos TPos Remark MHz dBuV/m dBuV/m dBuV dB/m dB dB cm deg 1 2486.58 33.49 54.00 -20.51 31.34 30.80 5.46 34.11 400 225 AVERAGE	Blank

Mode	40	
	Band Edge - L	
	2400-2483.5_802.11be EHT40_CH03_2422MHz	
ANT	0+1	
Pol.	Vertical	Fundamental
Peak	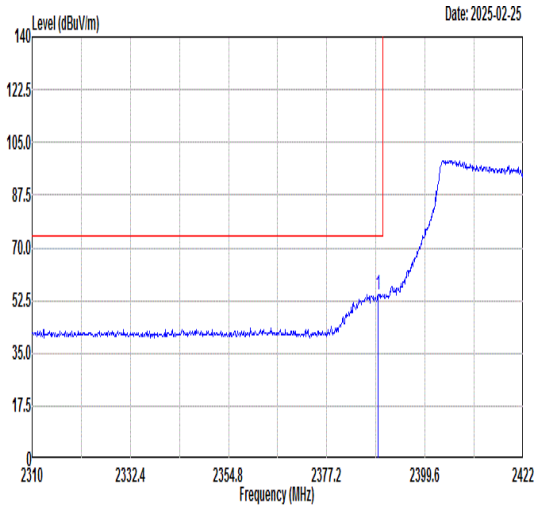 Freq Level Limit Line Margin (dB) Read Level Ant Factor Cable Loss Preamp Factor APos TPos Remark MHz dBuV/m dBuV/m dBuV dB/m dB dB cm deg 1 2388.96 54.50 74.00 -19.50 52.50 30.78 5.36 34.14 311 145 PEAK	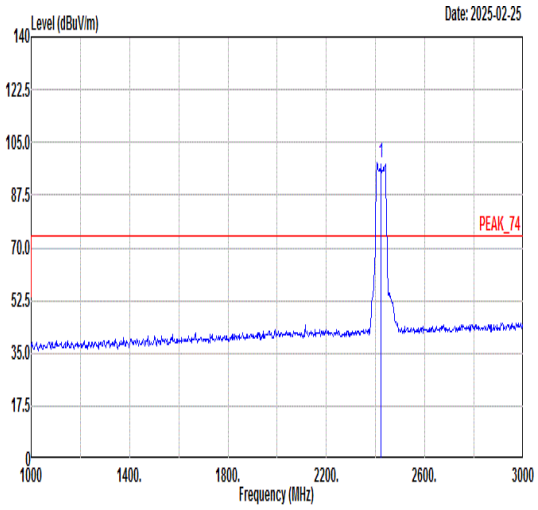 Freq Level Limit Line Margin (dB) Read Level Ant Factor Cable Loss Preamp Factor APos TPos Remark MHz dBuV/m dBuV/m dBuV dB/m dB dB cm deg 1 2422.00 98.41 ------ ------ 96.40 30.78 5.37 34.14 311 145 PEAK
Avg	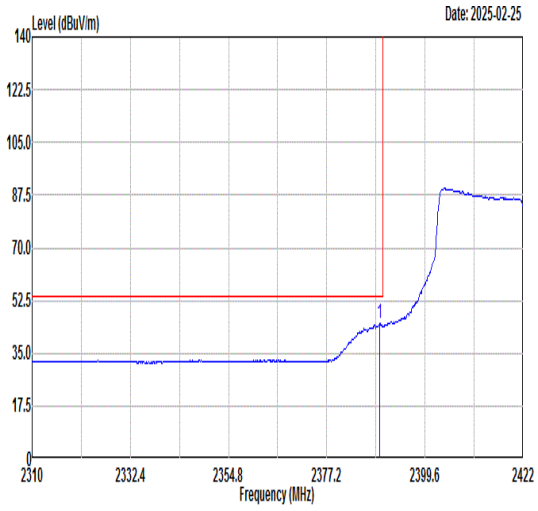 Freq Level Limit Line Margin (dB) Read Level Ant Factor Cable Loss Preamp Factor APos TPos Remark MHz dBuV/m dBuV/m dBuV dB/m dB dB cm deg 1 2389.30 44.67 54.00 -9.33 42.67 30.78 5.36 34.14 311 145 AVERAGE	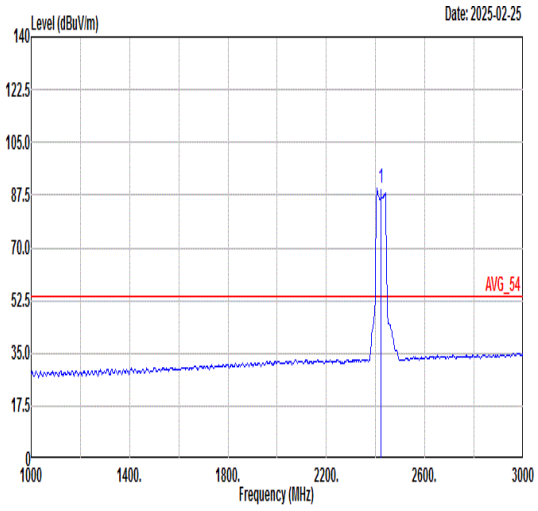 Freq Level Limit Line Margin (dB) Read Level Ant Factor Cable Loss Preamp Factor APos TPos Remark MHz dBuV/m dBuV/m dBuV dB/m dB dB cm deg 1 2422.00 89.57 ------ ------ 87.56 30.78 5.37 34.14 311 145 AVERAGE

Mode	40	
	Band Edge - R	
	2400-2483.5_802.11be EHT40_CH03_2422MHz	
ANT	0+1	
Pol.	Vertical	Fundamental
Peak	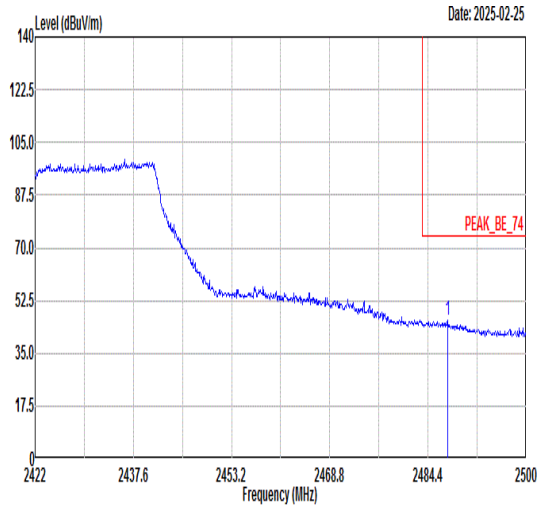 Freq Level Limit Line Margin (dB) Read Level Ant Factor Cable Loss Preamp Factor APos TPos Remark MHz dBuV/m dBuV/m dBuV dB/m dB dB cm deg 1 2487.52 45.83 74.00 -28.17 43.67 30.80 5.46 34.10 311 145 PEAK	Blank
Avg	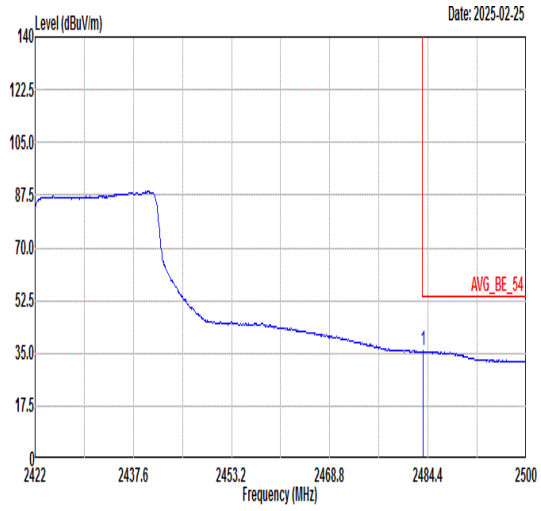 Freq Level Limit Line Margin (dB) Read Level Ant Factor Cable Loss Preamp Factor APos TPos Remark MHz dBuV/m dBuV/m dBuV dB/m dB dB cm deg 1 2483.62 35.76 54.00 -18.24 33.61 30.80 5.46 34.11 311 145 AVERAGE	Blank

Mode	41	
	Band Edge - L	
	2400-2483.5_802.11be EHT40_CH09_2452MHz	
ANT	0+1	
Pol.	Horizontal	Fundamental
Peak	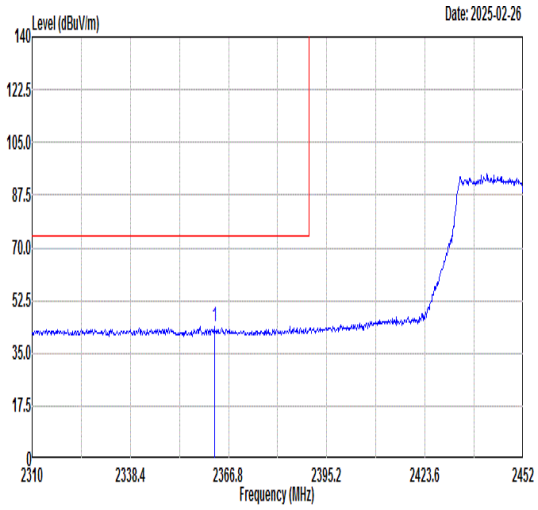 Freq Level Limit Line Margin (dB) Read Level Ant Factor Cable Loss Preamp Factor APos TPos Remark MHz dBuV/m dBuV/m dBuV dB/m dB dB cm deg 1 2362.68 43.79 74.00 -30.21 41.83 30.77 5.34 34.15 400 22 PEAK	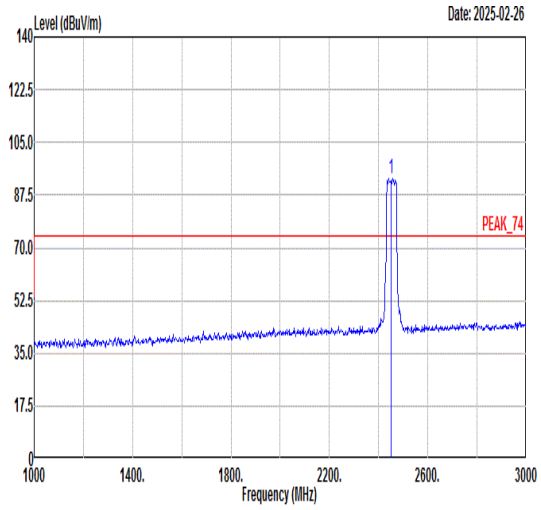 Freq Level Limit Line Margin (dB) Read Level Ant Factor Cable Loss Preamp Factor APos TPos Remark MHz dBuV/m dBuV/m dBuV dB/m dB dB cm deg 1 2452.00 92.97 ------ ------ 90.87 30.79 5.43 34.12 400 22 PEAK
Avg	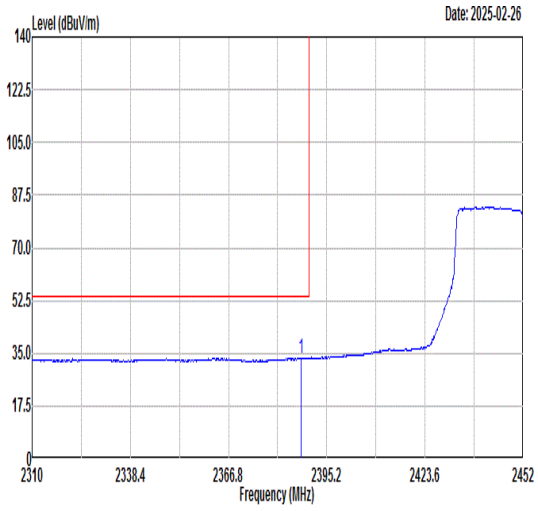 Freq Level Limit Line Margin (dB) Read Level Ant Factor Cable Loss Preamp Factor APos TPos Remark MHz dBuV/m dBuV/m dBuV dB/m dB dB cm deg 1 2387.82 33.39 54.00 -20.61 31.39 30.78 5.36 34.14 400 22 AVERAGE	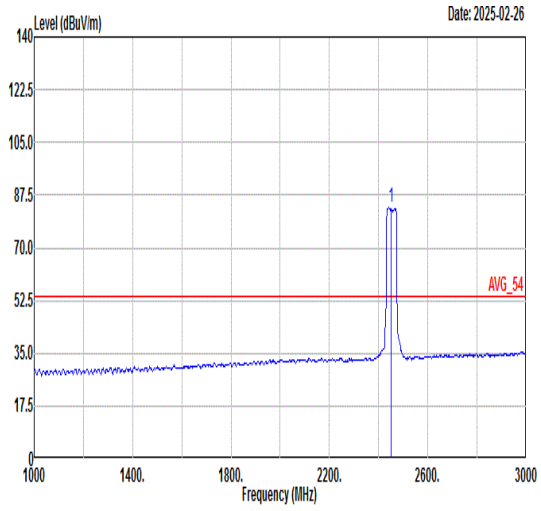 Freq Level Limit Line Margin (dB) Read Level Ant Factor Cable Loss Preamp Factor APos TPos Remark MHz dBuV/m dBuV/m dBuV dB/m dB dB cm deg 1 2452.00 83.24 ------ ------ 81.16 30.79 5.41 34.12 400 22 AVERAGE

Mode	41	
	Band Edge - R	
	2400-2483.5_802.11be EHT40_CH09_2452MHz	
ANT	0+1	
Pol.	Horizontal	Fundamental
Peak	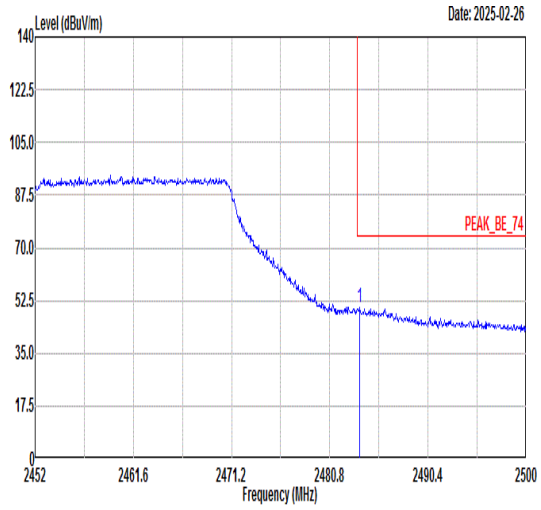 Freq Level Limit Line Margin (dB) Read Level Ant Factor Cable Loss Preamp Factor APos TPos Remark MHz dBuV/m dBuV/m dBuV dB/m dB dB cm deg 1 2483.73 50.22 74.00 -23.78 48.07 30.80 5.46 34.11 400 22 PEAK	Blank
Avg	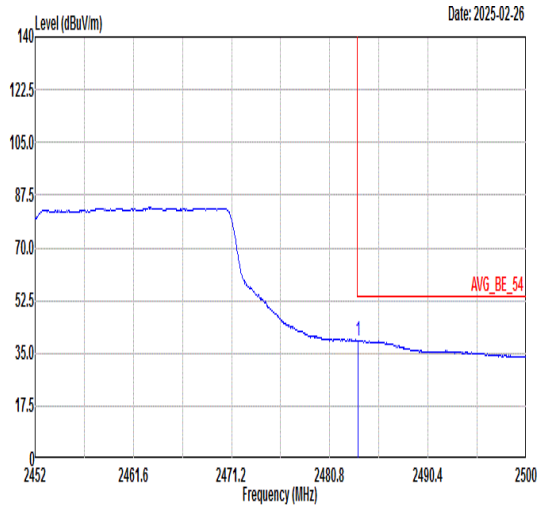 Freq Level Limit Line Margin (dB) Read Level Ant Factor Cable Loss Preamp Factor APos TPos Remark MHz dBuV/m dBuV/m dBuV dB/m dB dB cm deg 1 2483.58 39.17 54.00 -14.83 37.02 30.80 5.46 34.11 400 22 AVERAGE	Blank

Mode	41	
	Band Edge - L	
	2400-2483.5_802.11be EHT40_CH09_2452MHz	
ANT	0+1	
Pol.	Vertical	Fundamental
Peak	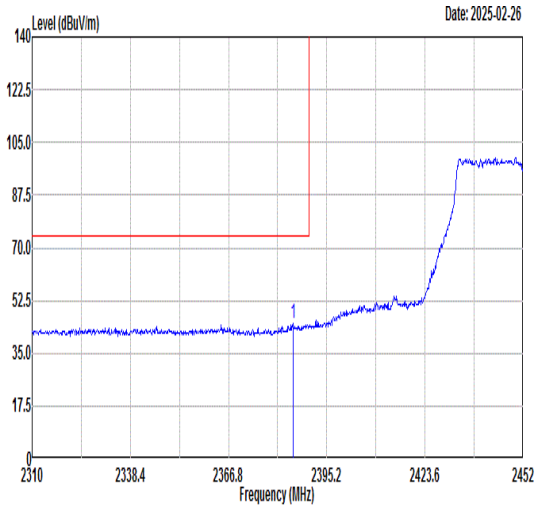 Freq Level Limit Line Margin (dB) Read Level Ant Factor Cable Loss Preamp Factor APos TPos Remark 1 2385.40 44.95 74.00 -29.05 42.97 30.78 5.35 34.15 300 286 PEAK	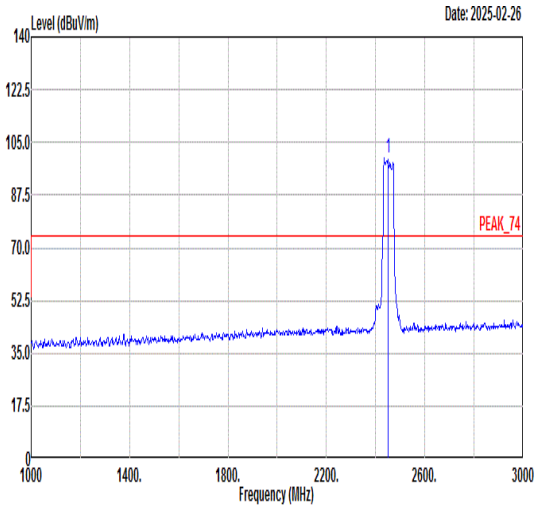 Freq Level Limit Line Margin (dB) Read Level Ant Factor Cable Loss Preamp Factor APos TPos Remark 1 2452.00 99.77 ------ ------ 97.71 30.79 5.40 34.13 300 286 PEAK
Avg	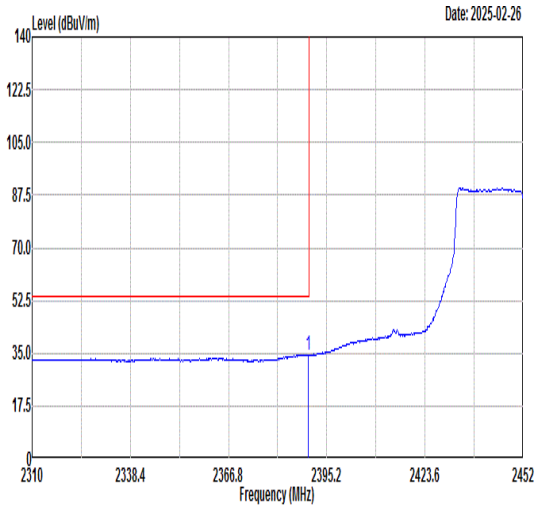 Freq Level Limit Line Margin (dB) Read Level Ant Factor Cable Loss Preamp Factor APos TPos Remark 1 2389.95 34.49 54.00 -19.51 32.49 30.78 5.36 34.14 300 286 AVERAGE	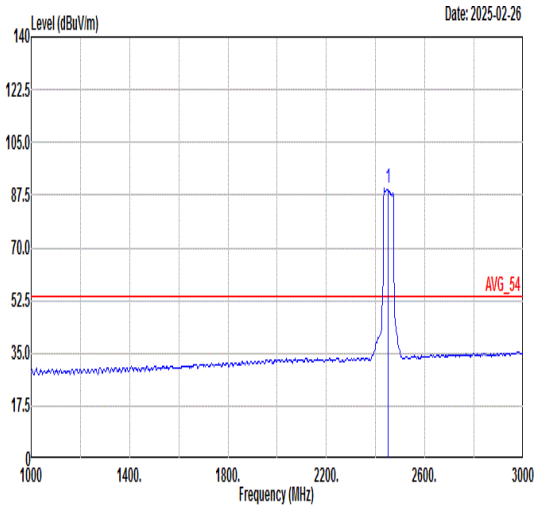 Freq Level Limit Line Margin (dB) Read Level Ant Factor Cable Loss Preamp Factor APos TPos Remark 1 2452.00 89.56 ------ ------ 87.50 30.79 5.40 34.13 300 286 AVERAGE

Mode	41	
	Band Edge - R	
	2400-2483.5_802.11be EHT40_CH09_2452MHz	
ANT	0+1	
Pol.	Vertical	Fundamental
Peak	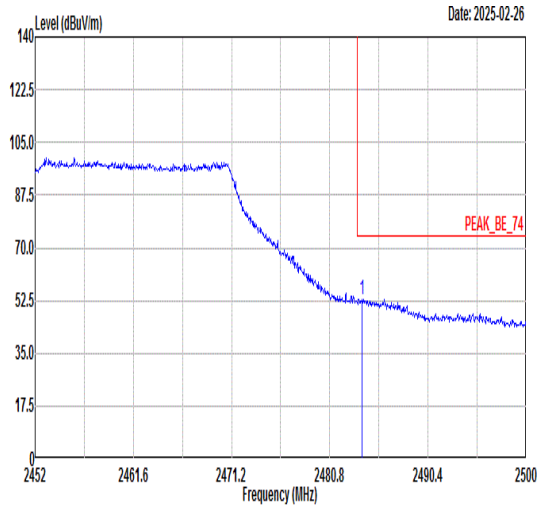 Freq Level Limit Line Margin (dB) Read Level Ant Factor Cable Loss Preamp Factor APos TPos Remark MHz dBuV/m dBuV/m dBuV dB/m dB dB cm deg 1 2483.92 52.95 74.00 -21.05 50.80 30.80 5.46 34.11 300 286 PEAK	Blank
Avg	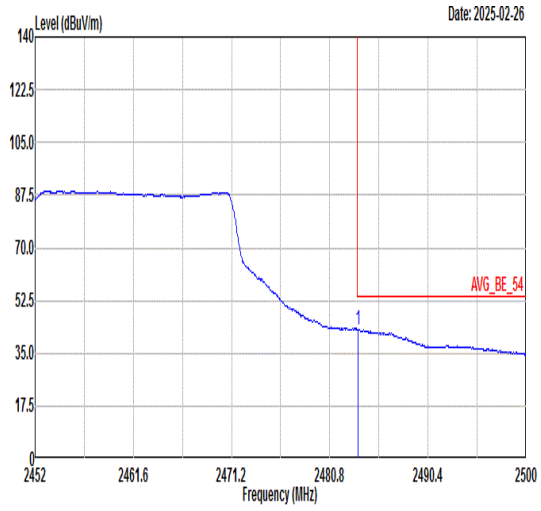 Freq Level Limit Line Margin (dB) Read Level Ant Factor Cable Loss Preamp Factor APos TPos Remark MHz dBuV/m dBuV/m dBuV dB/m dB dB cm deg 1 2483.54 42.80 54.00 -11.20 40.65 30.80 5.46 34.11 300 286 AVERAGE	Blank

Mode	42	
	Band Edge	
	2400-2483.5_802.11be EHT20_CH01_Single RU_2412MHz	
ANT	0+1	
Pol.	Horizontal	Fundamental
Peak	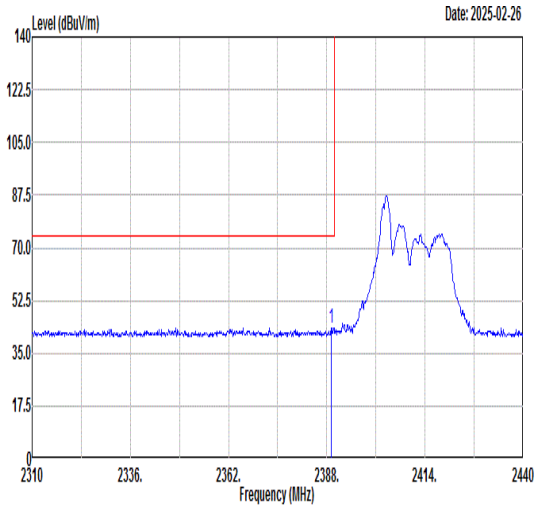 Freq Level Limit Line Margin (dB) Read Level Ant Factor Cable Loss Preamp Factor APos TPos Remark 1 2389.17 43.51 74.00 -30.49 41.51 30.78 5.36 34.14 200 151 PEAK	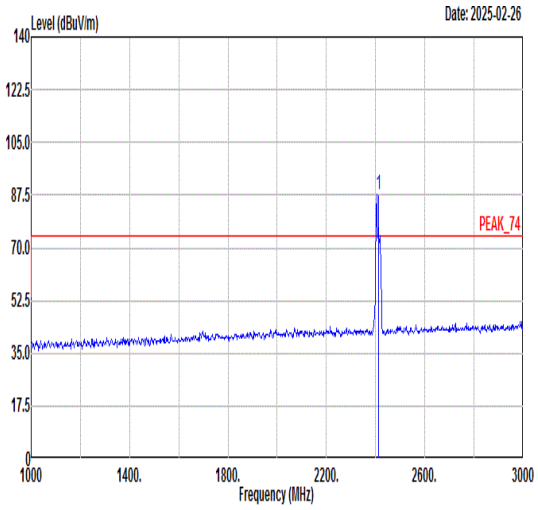 Freq Level Limit Line Margin (dB) Read Level Ant Factor Cable Loss Preamp Factor APos TPos Remark 1 2412.00 87.75 ------ ------ 85.74 30.78 5.37 34.14 200 151 PEAK
Avg	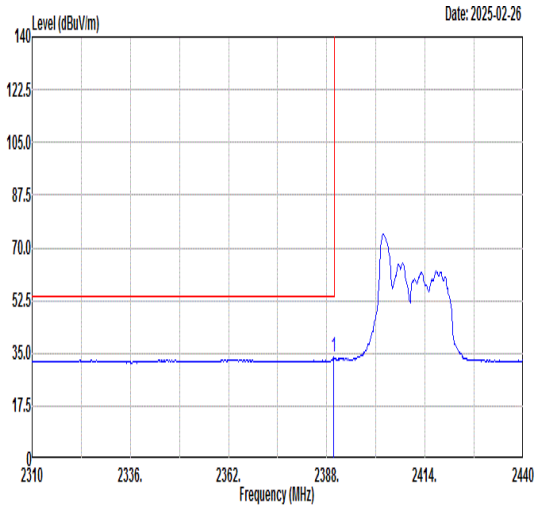 Freq Level Limit Line Margin (dB) Read Level Ant Factor Cable Loss Preamp Factor APos TPos Remark 1 2389.82 33.67 54.00 -20.33 31.67 30.78 5.36 34.14 200 151 AVERAGE	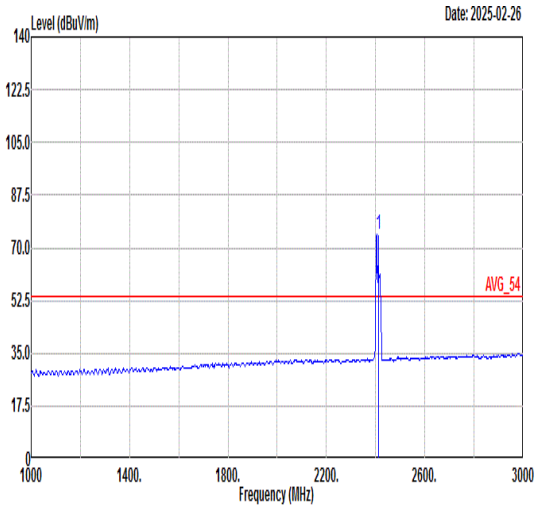 Freq Level Limit Line Margin (dB) Read Level Ant Factor Cable Loss Preamp Factor APos TPos Remark 1 2412.00 74.34 ------ ------ 72.33 30.78 5.37 34.14 200 151 AVERAGE

Mode	42	
	Band Edge	
	2400-2483.5_802.11be EHT20_CH01_Single RU_2412MHz	
ANT	0+1	
Pol.	Vertical	Fundamental
Peak	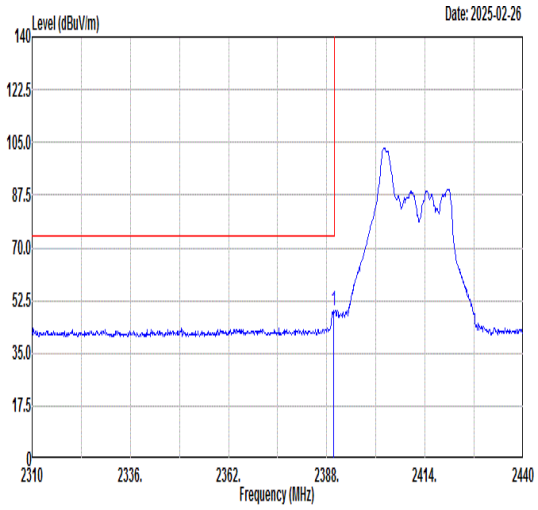 Freq Level Limit Line Margin (dB) Read Level Ant Factor Cable Loss Preamp Factor APos TPos Remark 1 2389.82 48.95 74.00 -25.05 46.95 30.78 5.36 34.14 300 171 PEAK	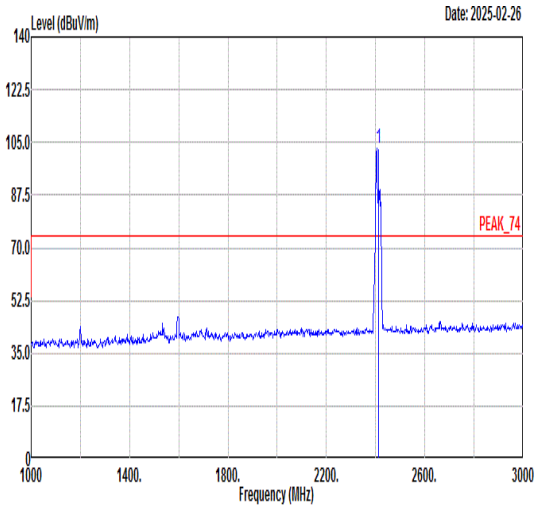 Freq Level Limit Line Margin (dB) Read Level Ant Factor Cable Loss Preamp Factor APos TPos Remark 1 2412.00 103.14 ------ ------ 101.13 30.78 5.37 34.14 300 171 PEAK
Avg	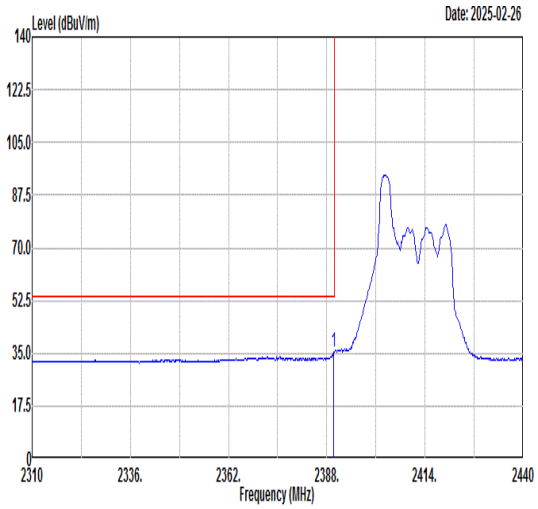 Freq Level Limit Line Margin (dB) Read Level Ant Factor Cable Loss Preamp Factor APos TPos Remark 1 2389.82 35.40 54.00 -18.60 33.40 30.78 5.36 34.14 300 171 AVERAGE	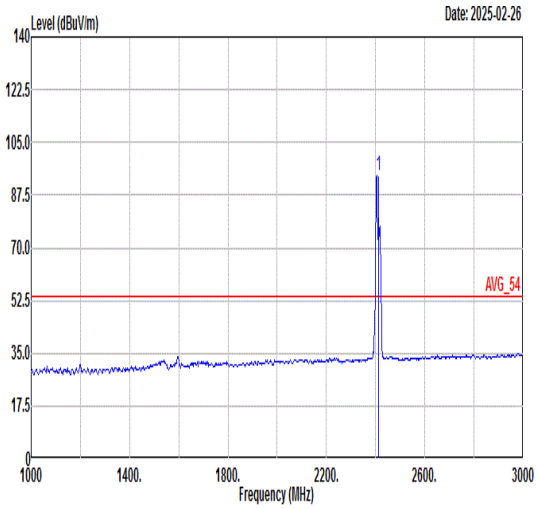 Freq Level Limit Line Margin (dB) Read Level Ant Factor Cable Loss Preamp Factor APos TPos Remark 1 2412.00 94.00 ------ ------ 91.99 30.78 5.37 34.14 300 171 AVERAGE

Mode	43	
	Band Edge	
	2400-2483.5_802.11be EHT20_CH11_Single RU_2462MHz	
ANT	0+1	
Pol.	Horizontal	Fundamental
Peak	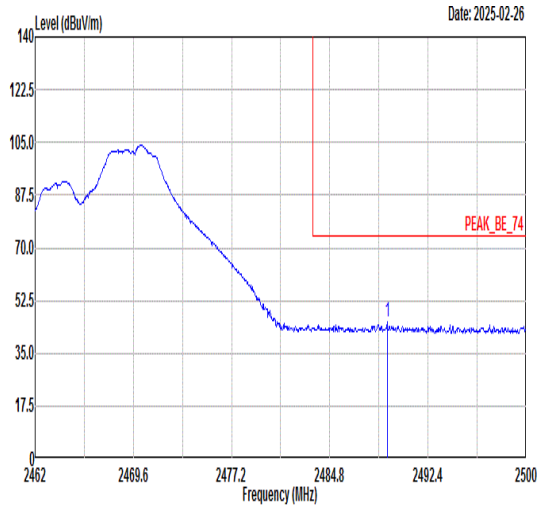 Freq Level Limit Line Margin (dB) Read Level Ant Factor Cable Loss Preamp Factor APos TPos Remark 1 2489.25 45.32 74.00 -28.68 43.15 30.80 5.47 34.10 400 229 PEAK	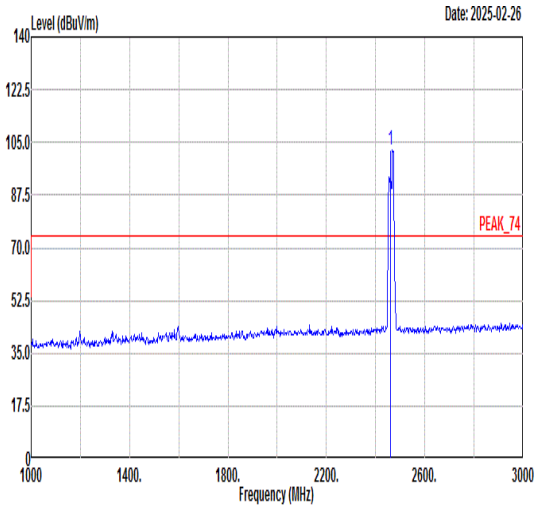 Freq Level Limit Line Margin (dB) Read Level Ant Factor Cable Loss Preamp Factor APos TPos Remark 1 2462.00 102.50 ------ ------ 100.38 30.79 5.44 34.11 400 229 PEAK
Avg	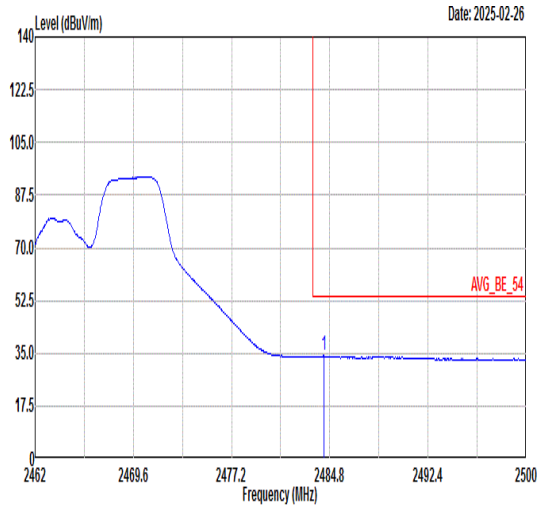 Freq Level Limit Line Margin (dB) Read Level Ant Factor Cable Loss Preamp Factor APos TPos Remark 1 2484.34 34.17 54.00 -19.83 32.02 30.80 5.46 34.11 400 229 AVERAGE	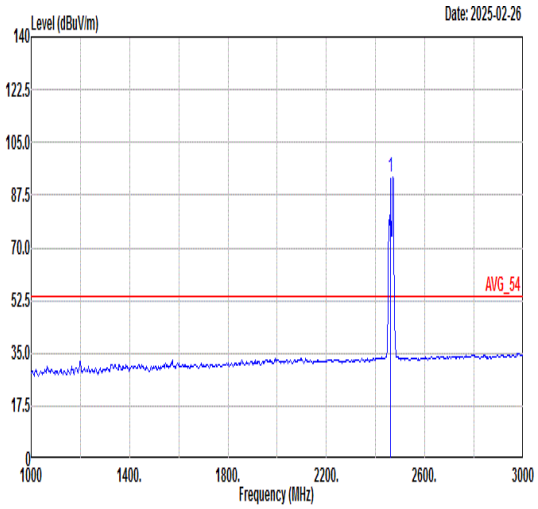 Freq Level Limit Line Margin (dB) Read Level Ant Factor Cable Loss Preamp Factor APos TPos Remark 1 2462.00 93.26 ------ ------ 91.14 30.79 5.44 34.11 400 229 AVERAGE

Mode	43	
	Band Edge	
	2400-2483.5_802.11be EHT20_CH11_Single RU_2462MHz	
ANT	0+1	
Pol.	Vertical	Fundamental
Peak	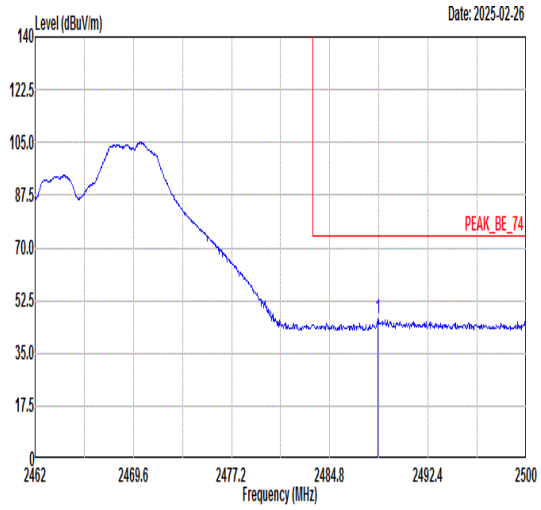 Freq Level Limit Line Margin (dB) Read Level Ant Factor Cable Loss Preamp Factor APos TPos Remark 1 2488.52 46.47 74.00 -27.53 44.30 30.80 5.47 34.10 300 118 PEAK	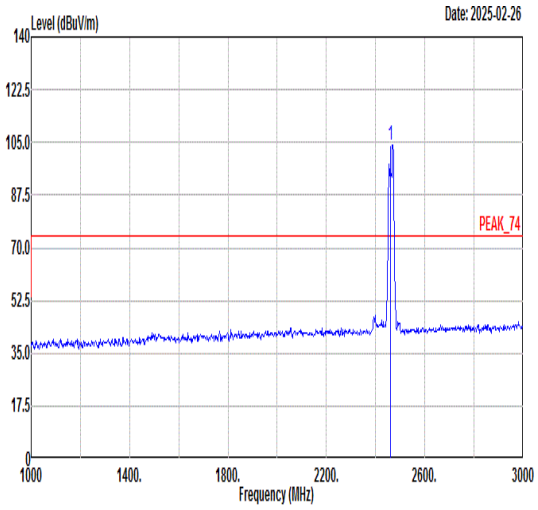 Freq Level Limit Line Margin (dB) Read Level Ant Factor Cable Loss Preamp Factor APos TPos Remark 1 2462.00 104.15 ------ ------ 102.03 30.79 5.44 34.11 300 118 PEAK
Avg	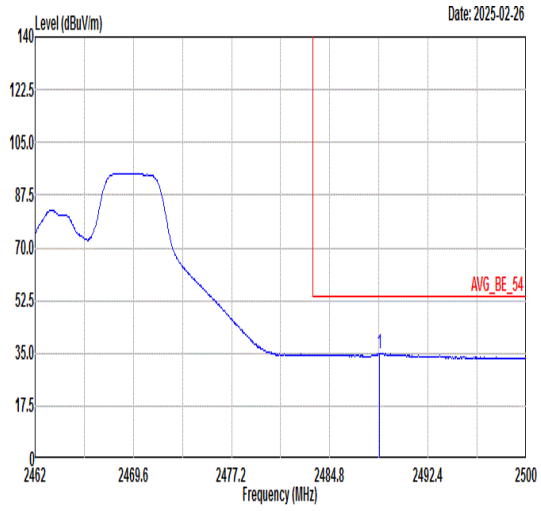 Freq Level Limit Line Margin (dB) Read Level Ant Factor Cable Loss Preamp Factor APos TPos Remark 1 2488.64 34.96 54.00 -19.04 32.79 30.80 5.47 34.10 300 118 AVERAGE	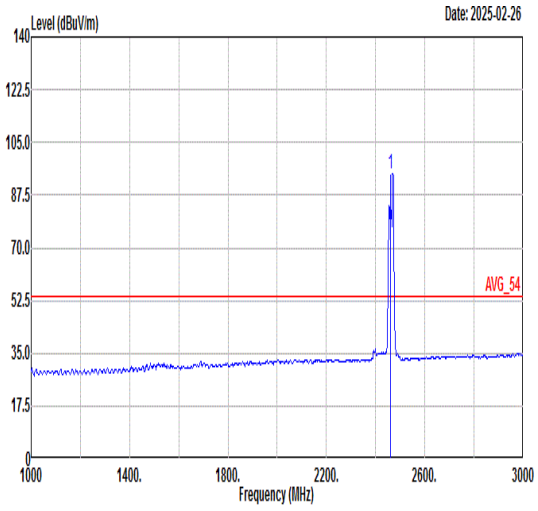 Freq Level Limit Line Margin (dB) Read Level Ant Factor Cable Loss Preamp Factor APos TPos Remark 1 2462.00 94.56 ------ ------ 92.44 30.79 5.44 34.11 300 118 AVERAGE

Mode	44	
	Band Edge	
	2400-2483.5_802.11be EHT20_CH01_Small RU_2412MHz	
ANT	0+1	
Pol.	Horizontal	Fundamental
Peak	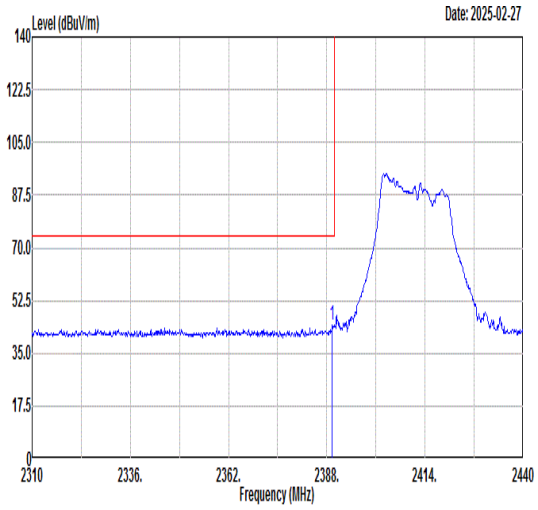 Freq Level Limit Line Margin (dB) Read Level Ant Factor Cable Loss Preamp Factor APos TPos Remark 1 2389.43 44.63 74.00 -29.37 42.63 30.78 5.36 34.14 300 76 PEAK	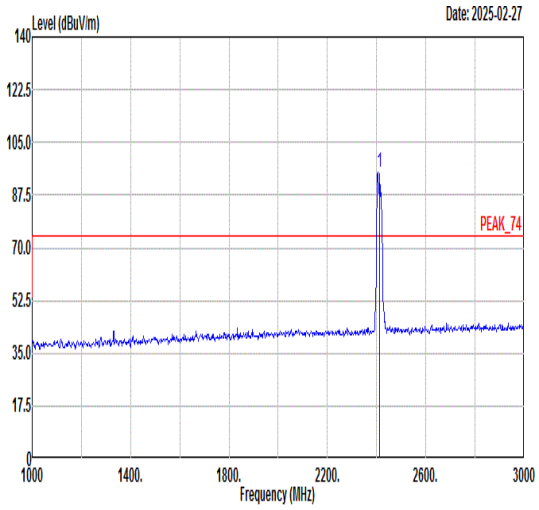 Freq Level Limit Line Margin (dB) Read Level Ant Factor Cable Loss Preamp Factor APos TPos Remark 1 2412.00 94.91 ------ ------ 92.90 30.78 5.37 34.14 300 76 PEAK
Avg	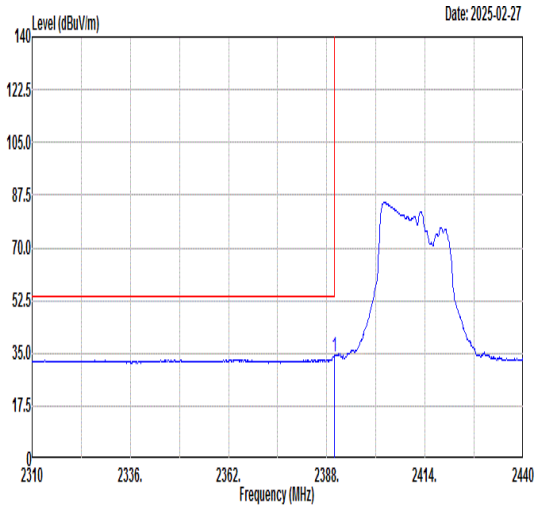 Freq Level Limit Line Margin (dB) Read Level Ant Factor Cable Loss Preamp Factor APos TPos Remark 1 2389.95 33.85 54.00 -20.15 31.85 30.78 5.36 34.14 300 76 AVERAGE	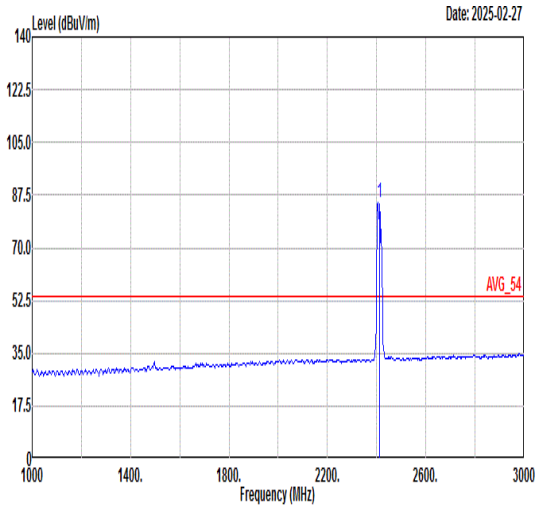 Freq Level Limit Line Margin (dB) Read Level Ant Factor Cable Loss Preamp Factor APos TPos Remark 1 2412.00 84.82 ------ ------ 82.81 30.78 5.37 34.14 300 76 AVERAGE

Mode	44	
	Band Edge	
	2400-2483.5_802.11be EHT20_CH01_Small RU_2412MHz	
ANT	0+1	
Pol.	Vertical	Fundamental
Peak	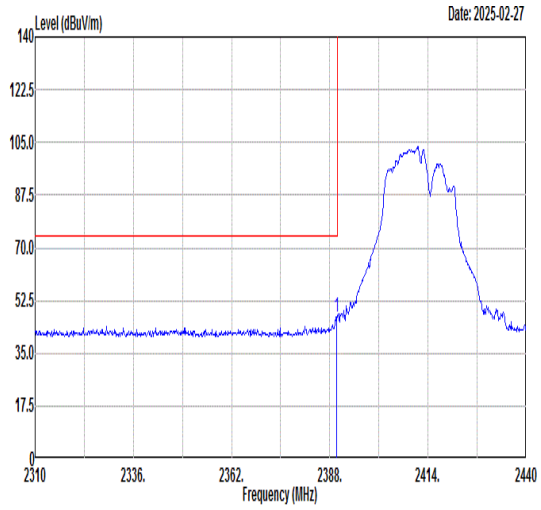 Freq Level Limit Line Margin (dB) Read Level Ant Factor Cable Loss Preamp Factor APos TPos Remark MHz dBuV/m dBuV/m dBuV dB/m dB dB cm deg 1 2389.82 47.25 74.00 -26.75 45.25 30.78 5.36 34.14 400 138 PEAK	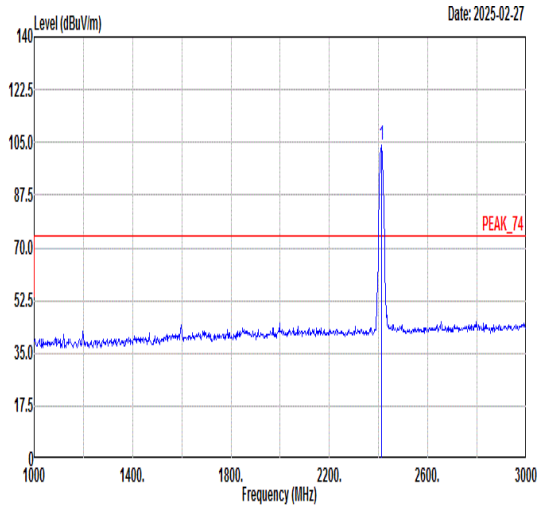 Freq Level Limit Line Margin (dB) Read Level Ant Factor Cable Loss Preamp Factor APos TPos Remark MHz dBuV/m dBuV/m dBuV dB/m dB dB cm deg 1 2412.00 103.89 ------ ------ 101.87 30.78 5.38 34.14 400 138 PEAK
Avg	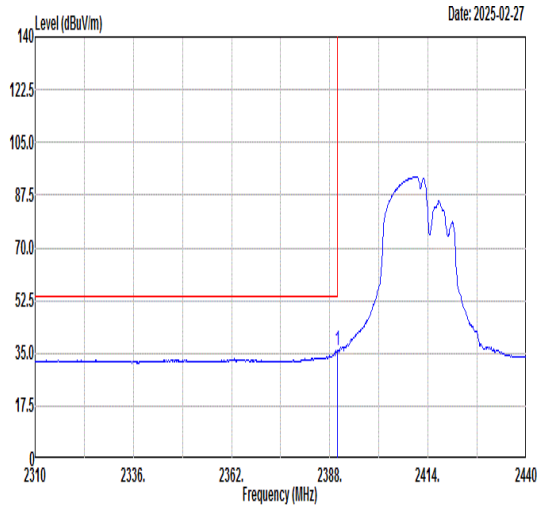 Freq Level Limit Line Margin (dB) Read Level Ant Factor Cable Loss Preamp Factor APos TPos Remark MHz dBuV/m dBuV/m dBuV dB/m dB dB cm deg 1 2389.95 35.73 54.00 -18.27 33.73 30.78 5.36 34.14 400 138 AVERAGE	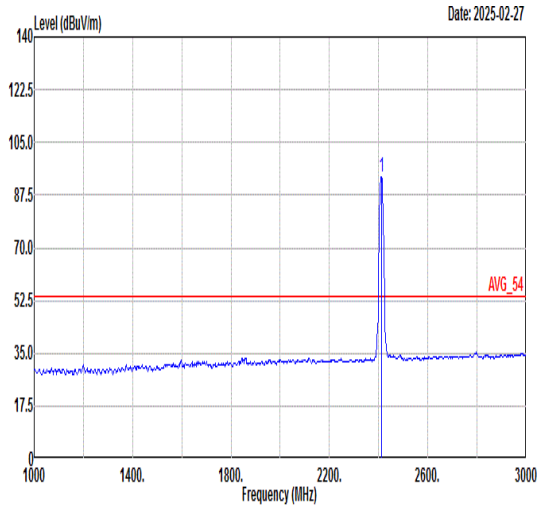 Freq Level Limit Line Margin (dB) Read Level Ant Factor Cable Loss Preamp Factor APos TPos Remark MHz dBuV/m dBuV/m dBuV dB/m dB dB cm deg 1 2412.00 93.46 ------ ------ 91.44 30.78 5.38 34.14 400 138 AVERAGE

Mode	45	
	Band Edge	
	2400-2483.5_802.11be EHT20_CH11_Small RU_2462MHz	
ANT	0+1	
Pol.	Horizontal	Fundamental
Peak	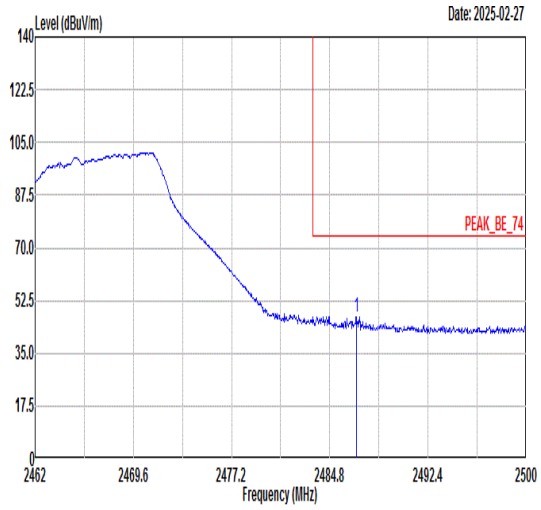 Freq Level Limit Line Margin (dB) Read Level Ant Factor Cable Loss Preamp Factor APos TPos Remark 1 2486.85 47.06 74.00 -26.94 44.91 30.80 5.46 34.11 400 228 PEAK	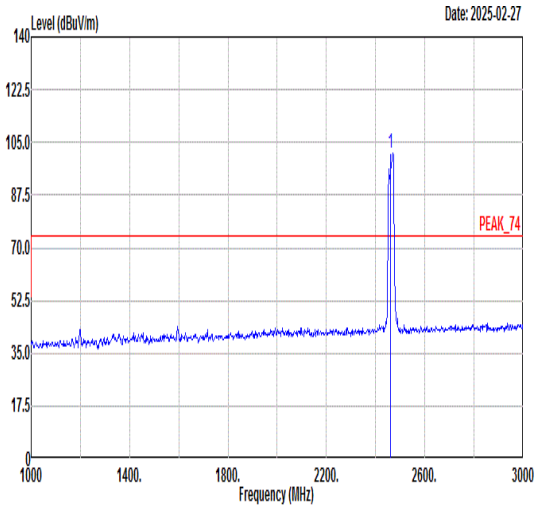 Freq Level Limit Line Margin (dB) Read Level Ant Factor Cable Loss Preamp Factor APos TPos Remark 1 2462.00 101.21 ------ ------ 99.09 30.79 5.44 34.11 400 228 PEAK
Avg	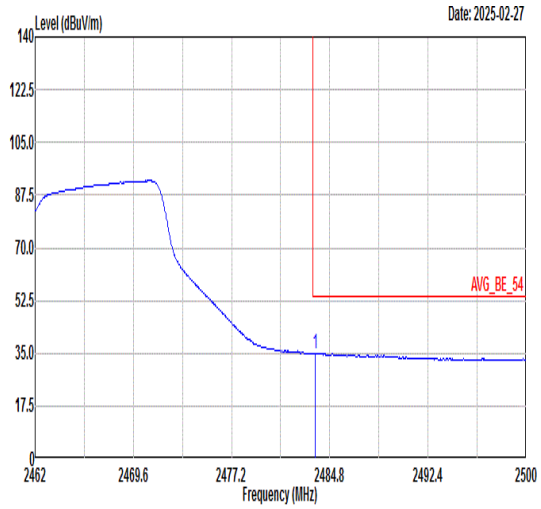 Freq Level Limit Line Margin (dB) Read Level Ant Factor Cable Loss Preamp Factor APos TPos Remark 1 2483.70 35.00 54.00 -19.00 32.85 30.80 5.46 34.11 400 228 AVERAGE	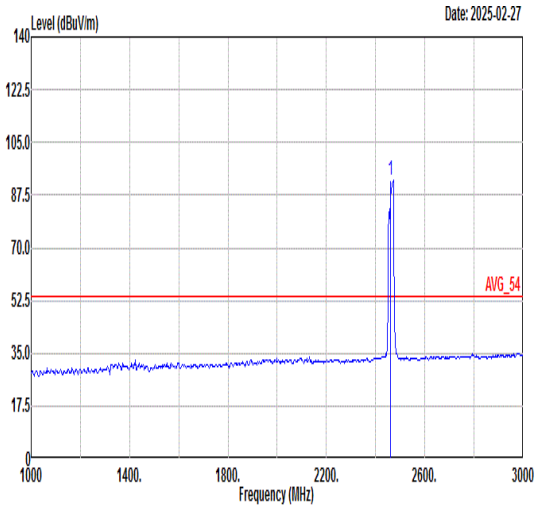 Freq Level Limit Line Margin (dB) Read Level Ant Factor Cable Loss Preamp Factor APos TPos Remark 1 2462.00 92.21 ------ ------ 90.08 30.79 5.45 34.11 400 228 AVERAGE

Mode	45	
	Band Edge	
	2400-2483.5_802.11be EHT20_CH11_Small RU_2462MHz	
ANT	0+1	
Pol.	Vertical	Fundamental
Peak	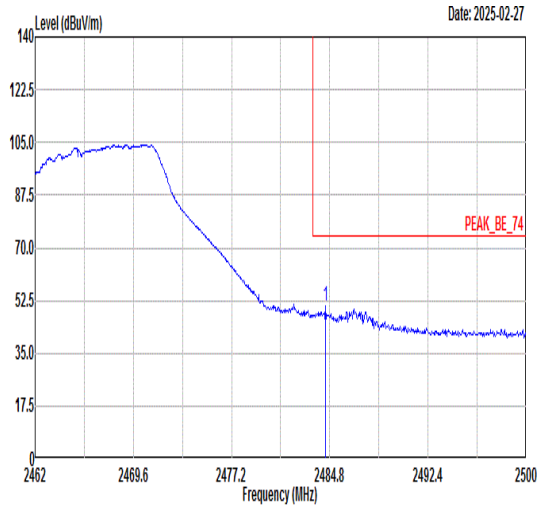 Freq Level Limit Line Margin (dB) Read Level Ant Factor Cable Loss Preamp Factor APos TPos Remark 1 2484.50 50.92 74.00 -23.08 48.77 30.80 5.46 34.11 295 301 PEAK	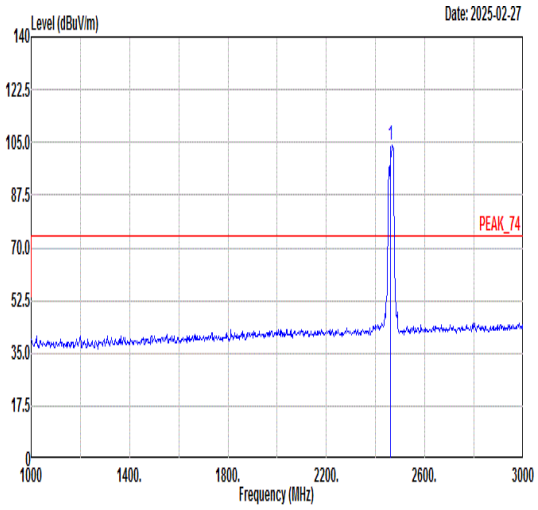 Freq Level Limit Line Margin (dB) Read Level Ant Factor Cable Loss Preamp Factor APos TPos Remark 1 2462.00 104.08 ------ ------ 101.96 30.79 5.44 34.11 295 301 PEAK
Avg	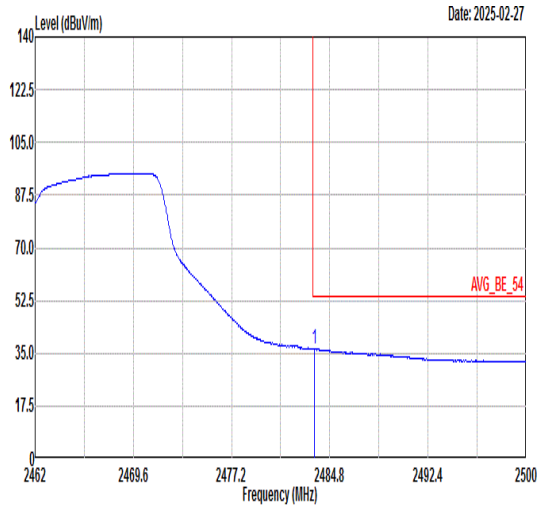 Freq Level Limit Line Margin (dB) Read Level Ant Factor Cable Loss Preamp Factor APos TPos Remark 1 2483.58 36.57 54.00 -17.43 34.42 30.80 5.46 34.11 295 301 AVERAGE	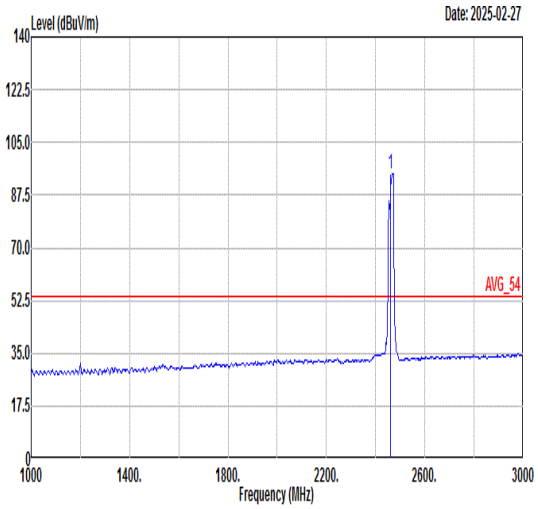 Freq Level Limit Line Margin (dB) Read Level Ant Factor Cable Loss Preamp Factor APos TPos Remark 1 2462.00 94.78 ------ ------ 92.66 30.79 5.44 34.11 295 301 AVERAGE

Mode	46	
	Band Edge	
	2400-2483.5_802.11b_CH01_2412MHz	
ANT	0	
Pol.	Horizontal	Fundamental
Peak	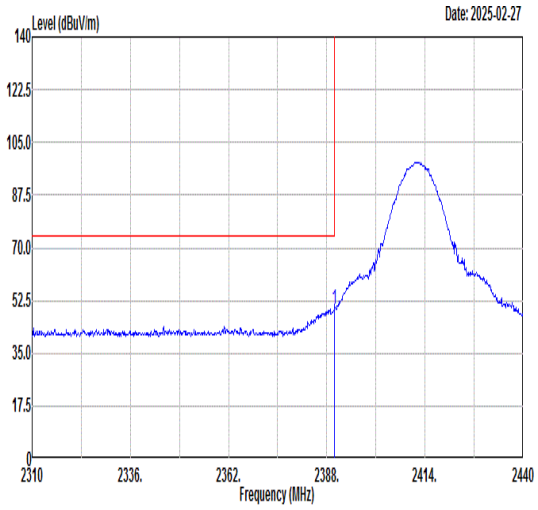 Freq Level Limit Line Margin (dB) Read Level Ant Factor Cable Loss Preamp Factor APos TPos Remark 1 2389.95 49.85 74.00 -24.15 47.85 30.78 5.36 34.14 389 0 PEAK	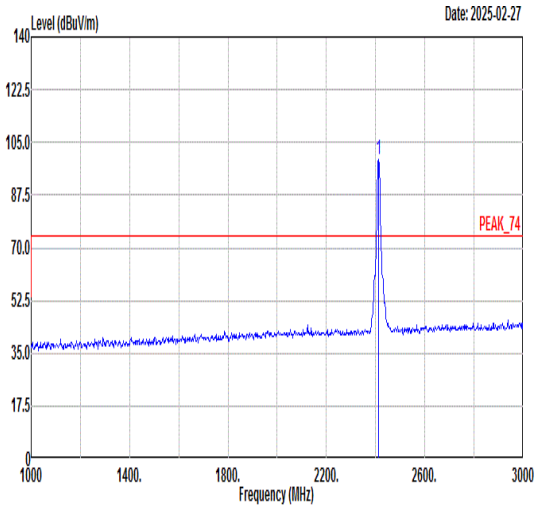 Freq Level Limit Line Margin (dB) Read Level Ant Factor Cable Loss Preamp Factor APos TPos Remark 1 2412.00 99.25 ------ ------ 97.23 30.78 5.38 34.14 389 0 PEAK
Avg	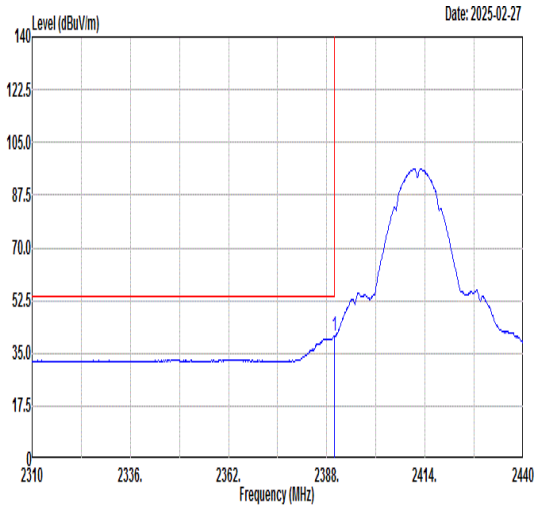 Freq Level Limit Line Margin (dB) Read Level Ant Factor Cable Loss Preamp Factor APos TPos Remark 1 2389.95 40.76 54.00 -13.24 38.76 30.78 5.36 34.14 389 0 AVERAGE	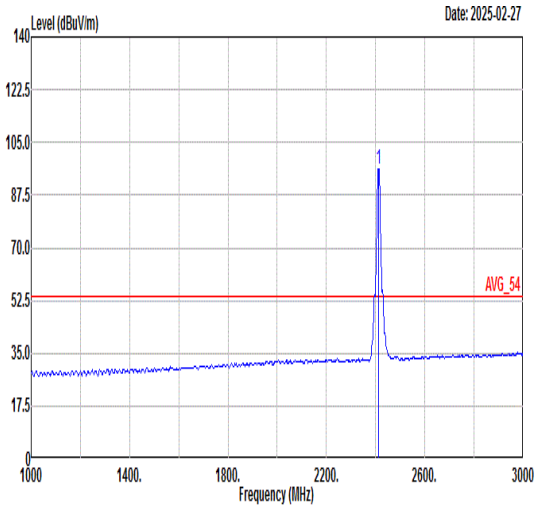 Freq Level Limit Line Margin (dB) Read Level Ant Factor Cable Loss Preamp Factor APos TPos Remark 1 2412.00 96.34 ------ ------ 94.31 30.78 5.38 34.13 389 0 AVERAGE

Mode	46	
	Band Edge	
	2400-2483.5_802.11b_CH01_2412MHz	
ANT	0	
Pol.	Vertical	Fundamental
Peak	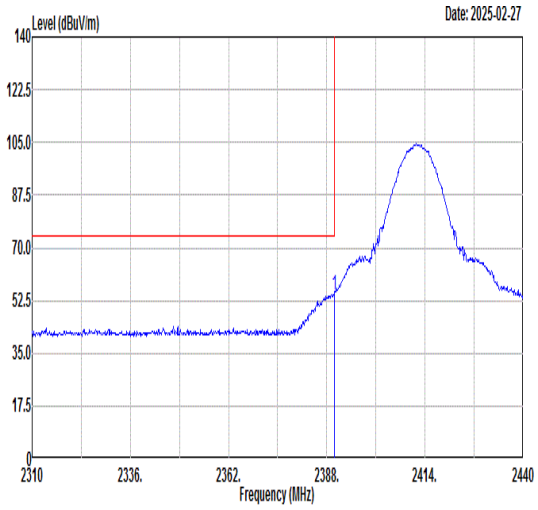 Freq Level Limit Line Margin (dB) Read Level Ant Factor Cable Loss Preamp Factor APos TPos Remark MHz dBuV/m dBuV/m dBuV dB/m dB dB cm deg 1 2389.95 54.60 74.00 -19.40 52.60 30.78 5.36 34.14 398 321 PEAK	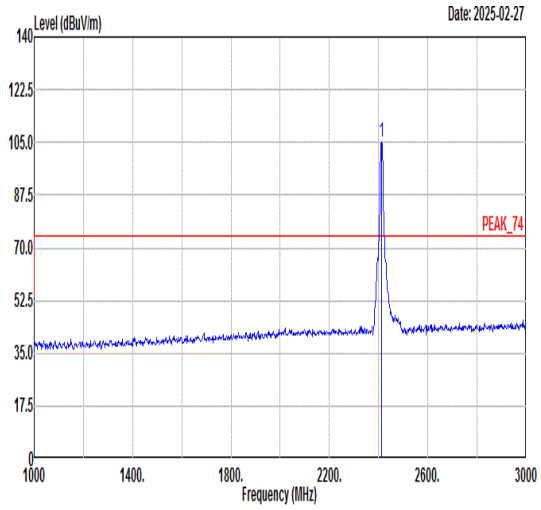 Freq Level Limit Line Margin (dB) Read Level Ant Factor Cable Loss Preamp Factor APos TPos Remark MHz dBuV/m dBuV/m dBuV dB/m dB dB cm deg 1 2412.00 105.29 ------ ------ 103.27 30.78 5.38 34.14 398 321 PEAK
Avg	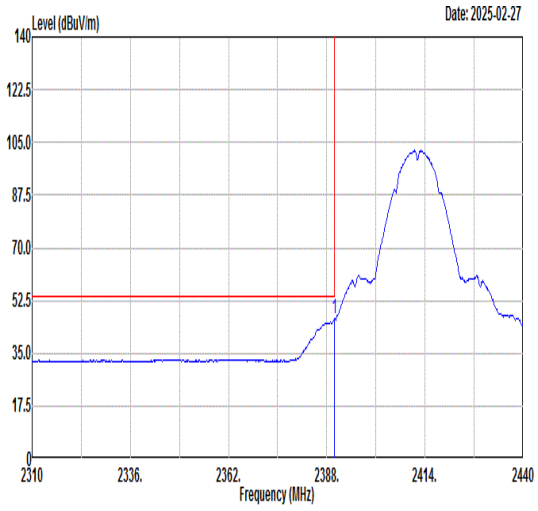 Freq Level Limit Line Margin (dB) Read Level Ant Factor Cable Loss Preamp Factor APos TPos Remark MHz dBuV/m dBuV/m dBuV dB/m dB dB cm deg 1 2389.95 46.28 54.00 -7.72 44.28 30.78 5.36 34.14 398 321 AVERAGE	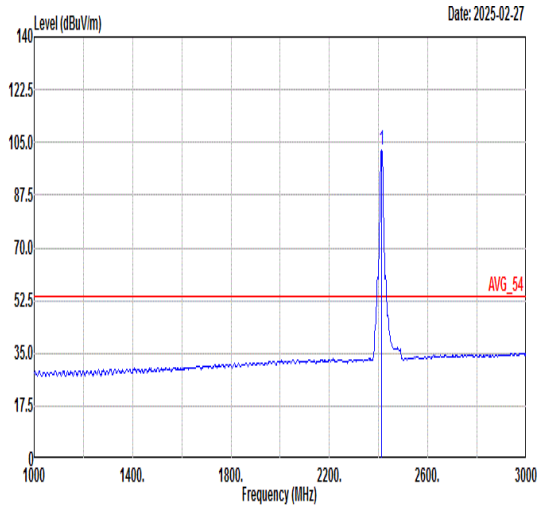 Freq Level Limit Line Margin (dB) Read Level Ant Factor Cable Loss Preamp Factor APos TPos Remark MHz dBuV/m dBuV/m dBuV dB/m dB dB cm deg 1 2412.00 102.47 ------ ------ 100.45 30.78 5.38 34.14 398 321 AVERAGE

Mode	46	
	Harmonic	
	2400-2483.5_802.11b_CH01_2412MHz	
ANT	0	
Pol.	Horizontal	Vertical
Peak Avg	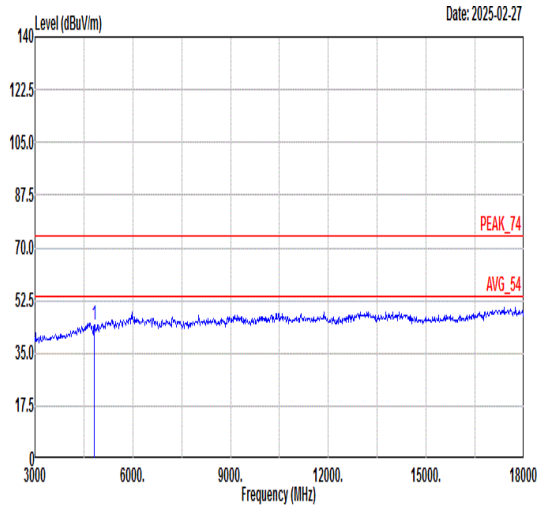 Freq Level Limit Line Margin Read Level Ant Factor Cable Loss Preamp Factor APos TPos Remark MHz dBuV/m dBuV/m dB dBuV dB/m dB dB cm deg 1 4824.00 44.46 74.00 -29.54 64.00 36.42 8.88 64.84 --- --- Peak	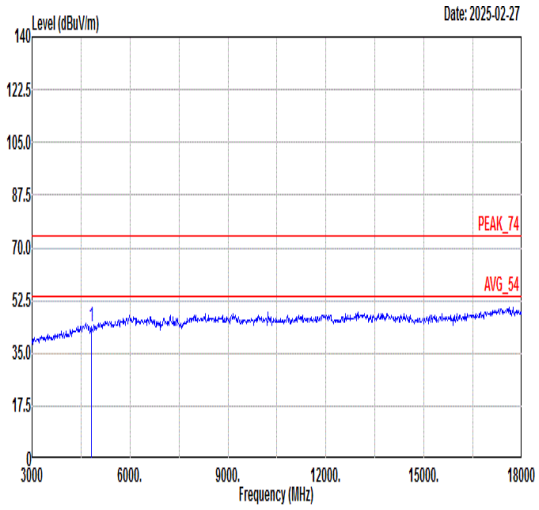 Freq Level Limit Line Margin Read Level Ant Factor Cable Loss Preamp Factor APos TPos Remark MHz dBuV/m dBuV/m dB dBuV dB/m dB dB cm deg 1 4824.00 43.91 74.00 -30.09 63.45 36.42 8.88 64.84 --- --- Peak

Mode	47	
	Harmonic	
	2400-2483.5_802.11b_CH06_2437MHz	
ANT	0	
Pol.	Horizontal	Vertical
Peak Avg	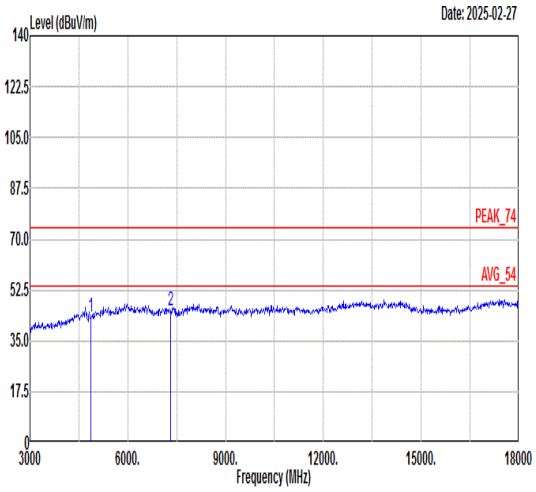 Freq Level Limit Line Margin Read Level Ant Factor Cable Loss Preamp Factor APos TPos Remark MHz dBuV/m dBuV/m dB dBuV dB/m dB dB cm deg 1 4874.00 43.09 74.00 -30.91 62.70 36.50 8.72 64.83 --- --- Peak 2 7311.00 45.17 74.00 -28.83 63.11 36.89 10.18 65.01 --- --- Peak	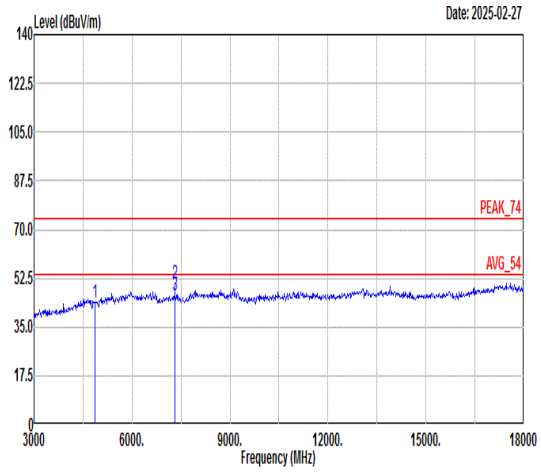 Freq Level Limit Line Margin Read Level Ant Factor Cable Loss Preamp Factor APos TPos Remark MHz dBuV/m dBuV/m dB dBuV dB/m dB dB cm deg 1 4874.00 43.89 74.00 -30.11 63.50 36.50 8.72 64.83 --- --- Peak 2 7311.00 50.47 74.00 -23.53 68.41 36.89 10.18 65.01 226 280 Peak 3 7311.00 46.35 54.00 -7.65 64.29 36.89 10.18 65.01 226 280 Average

Mode	48	
	Band Edge	
	2400-2483.5_802.11b_CH11_2462MHz	
ANT	0	
Pol.	Horizontal	Fundamental
Peak	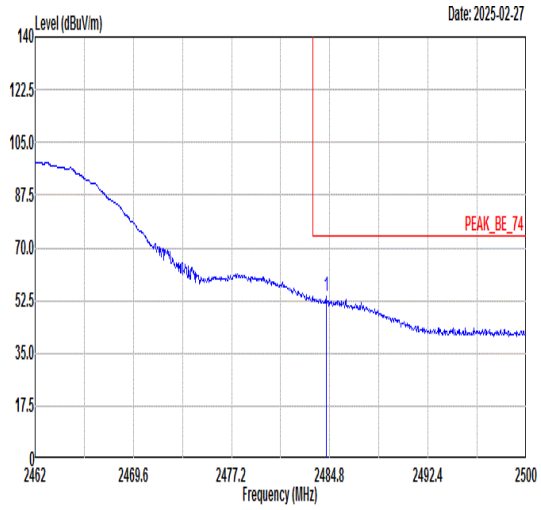 Freq Level Limit Line Margin (dB) Read Level Ant Factor Cable Loss Preamp Factor APos TPos Remark 1 2484.53 53.79 74.00 -20.21 51.64 30.80 5.46 34.11 400 224 PEAK	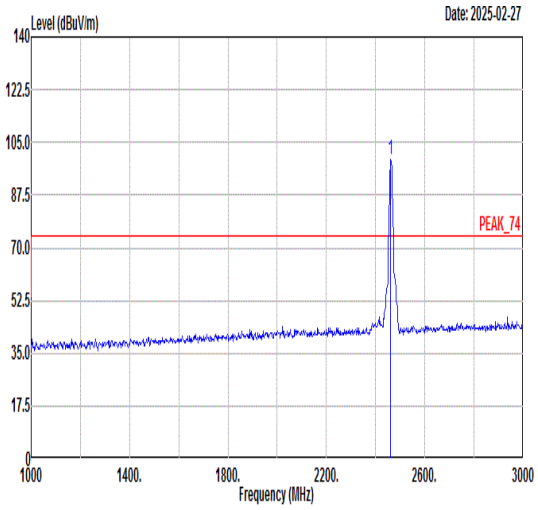 Freq Level Limit Line Margin (dB) Read Level Ant Factor Cable Loss Preamp Factor APos TPos Remark 1 2462.00 99.20 ------ ------ 97.09 30.79 5.44 34.12 400 224 PEAK
Avg	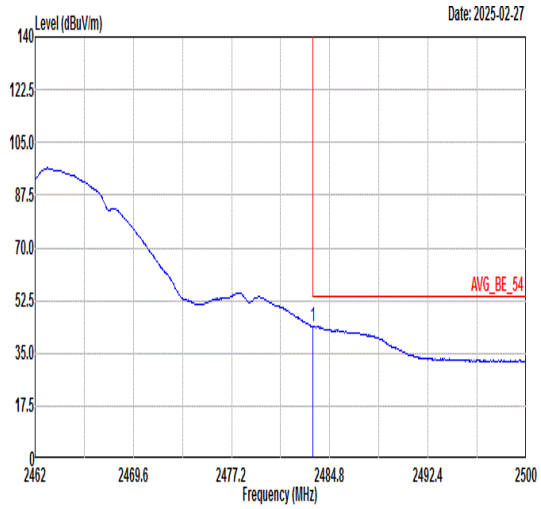 Freq Level Limit Line Margin (dB) Read Level Ant Factor Cable Loss Preamp Factor APos TPos Remark 1 2483.51 43.98 54.00 -10.02 41.83 30.80 5.46 34.11 400 224 AVERAGE	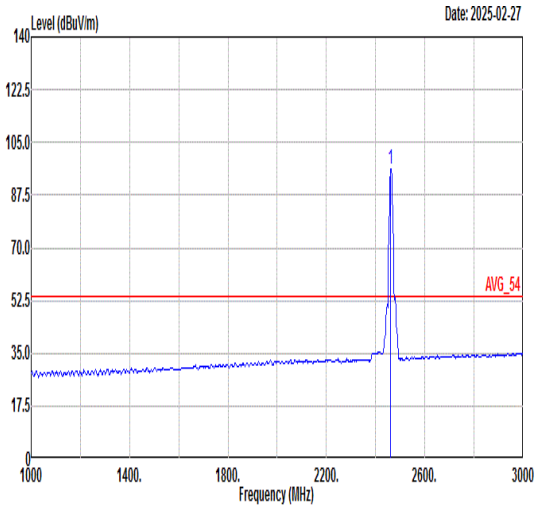 Freq Level Limit Line Margin (dB) Read Level Ant Factor Cable Loss Preamp Factor APos TPos Remark 1 2462.00 96.20 ------ ------ 94.08 30.79 5.44 34.11 400 224 AVERAGE

Mode	48	
	Band Edge	
	2400-2483.5_802.11b_CH11_2462MHz	
ANT	0	
Pol.	Vertical	Fundamental
Peak	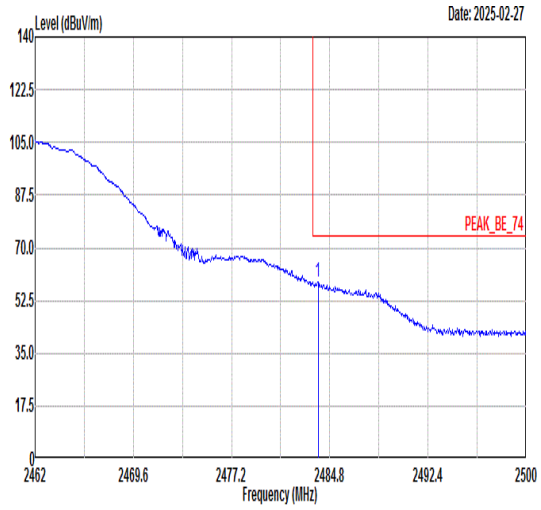 Freq Level Limit Line Margin (dB) Read Level Ant Factor Cable Loss Preamp Factor APos TPos Remark 1 2483.89 58.81 74.00 -15.19 56.66 30.80 5.46 34.11 303 301 PEAK	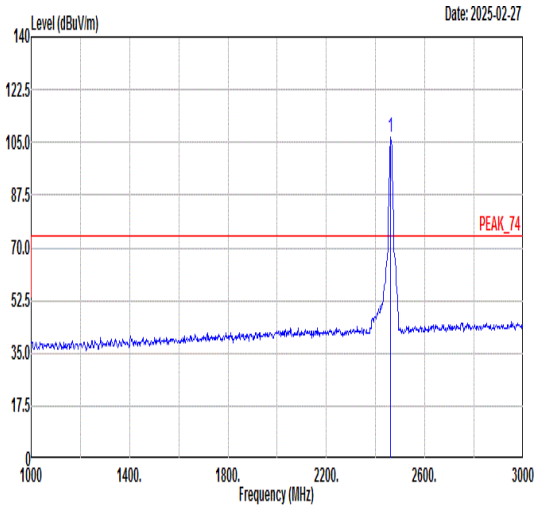 Freq Level Limit Line Margin (dB) Read Level Ant Factor Cable Loss Preamp Factor APos TPos Remark 1 2462.00 106.67 ------ ------ 104.56 30.79 5.44 34.12 303 301 PEAK
Avg	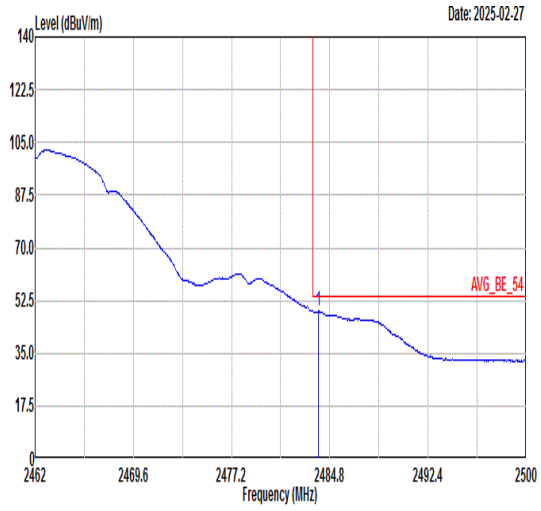 Freq Level Limit Line Margin (dB) Read Level Ant Factor Cable Loss Preamp Factor APos TPos Remark 1 2483.93 48.99 54.00 -5.01 46.84 30.80 5.46 34.11 303 301 AVERAGE	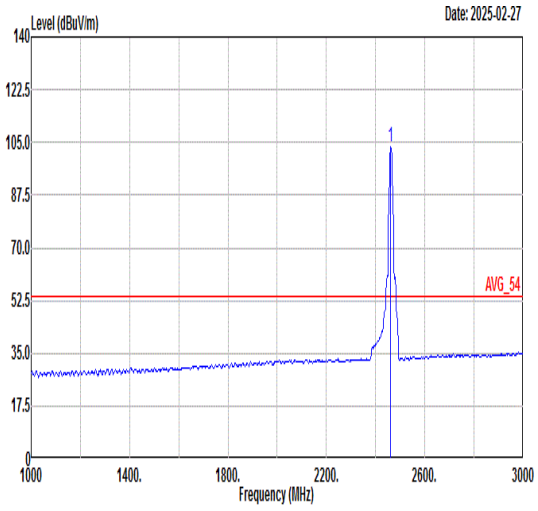 Freq Level Limit Line Margin (dB) Read Level Ant Factor Cable Loss Preamp Factor APos TPos Remark 1 2462.00 103.52 ------ ------ 101.41 30.79 5.44 34.12 303 301 AVERAGE

Mode	48	
	Harmonic	
	2400-2483.5_802.11b_CH11_2462MHz	
ANT	0	
Pol.	Horizontal	Vertical
Peak Avg	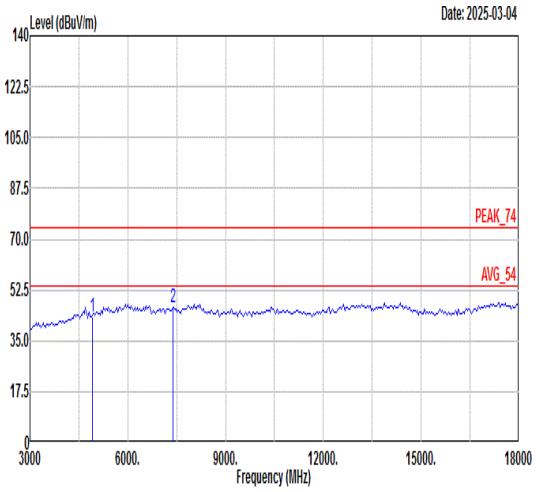 Freq Level Limit Line Margin Read Level Ant Factor Cable Loss Preamp Factor APos TPos Remark MHz dBuV/m dBuV/m dB dBuV dB/m dB dB cm deg 1 4924.00 43.14 74.00 -30.86 62.81 36.58 8.57 64.82 --- --- Peak 2 7386.00 46.67 74.00 -27.33 64.66 36.81 10.18 64.98 --- --- Peak	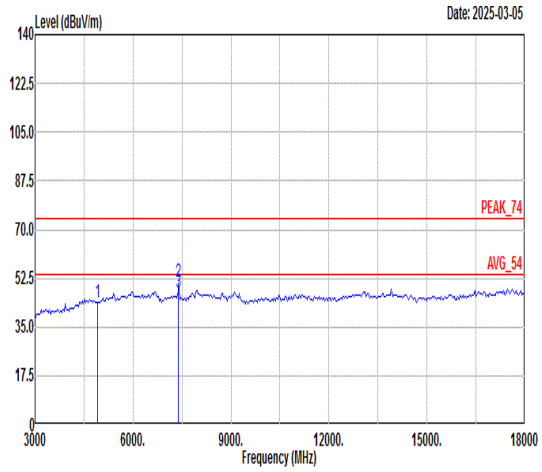 Freq Level Limit Line Margin Read Level Ant Factor Cable Loss Preamp Factor APos TPos Remark MHz dBuV/m dBuV/m dB dBuV dB/m dB dB cm deg 1 4924.00 43.73 74.00 -30.27 63.40 36.58 8.57 64.82 --- --- Peak 2 7386.00 51.33 74.00 -22.67 69.32 36.81 10.18 64.98 267 328 Peak 3 7386.00 47.35 54.00 -6.65 65.34 36.81 10.18 64.98 267 328 Average

Mode	49	
	Band Edge	
	2400-2483.5_802.11g_CH01_2412MHz	
ANT	0	
Pol.	Horizontal	Fundamental
Peak	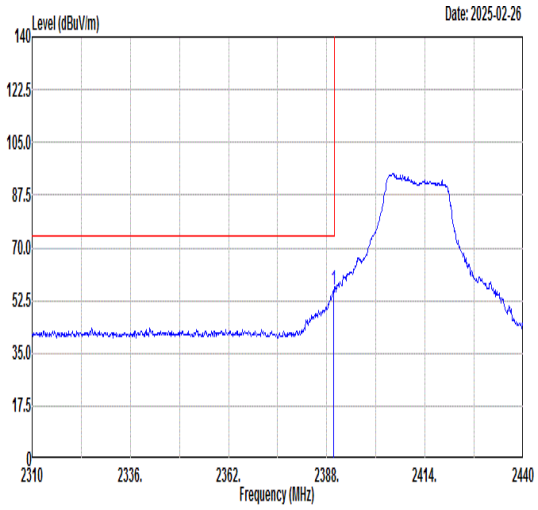 Freq Level Limit Line Margin (dB) Read Level Ant Factor Cable Loss Preamp Factor APos TPos Remark 1 2389.82 56.18 74.00 -17.82 54.18 30.78 5.36 34.14 400 9 PEAK	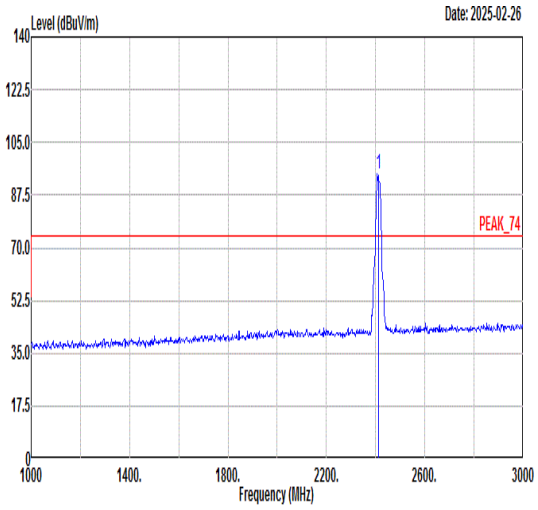 Freq Level Limit Line Margin (dB) Read Level Ant Factor Cable Loss Preamp Factor APos TPos Remark 1 2412.00 94.56 ------ ------ 92.55 30.78 5.37 34.14 400 9 PEAK
Avg	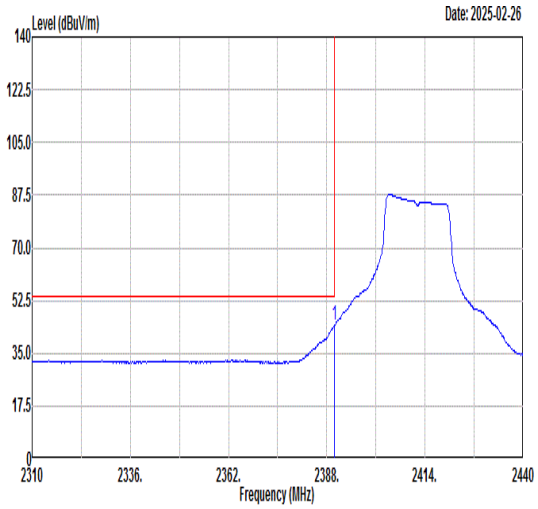 Freq Level Limit Line Margin (dB) Read Level Ant Factor Cable Loss Preamp Factor APos TPos Remark 1 2389.95 44.33 54.00 -9.67 42.33 30.78 5.36 34.14 400 9 AVERAGE	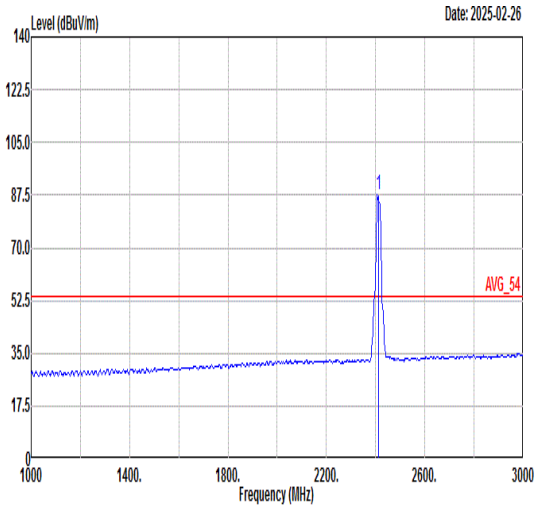 Freq Level Limit Line Margin (dB) Read Level Ant Factor Cable Loss Preamp Factor APos TPos Remark 1 2412.00 87.68 ------ ------ 85.67 30.78 5.37 34.14 400 9 AVERAGE

Mode	49	
	Band Edge	
	2400-2483.5_802.11g_CH01_2412MHz	
ANT	0	
Pol.	Vertical	Fundamental
Peak	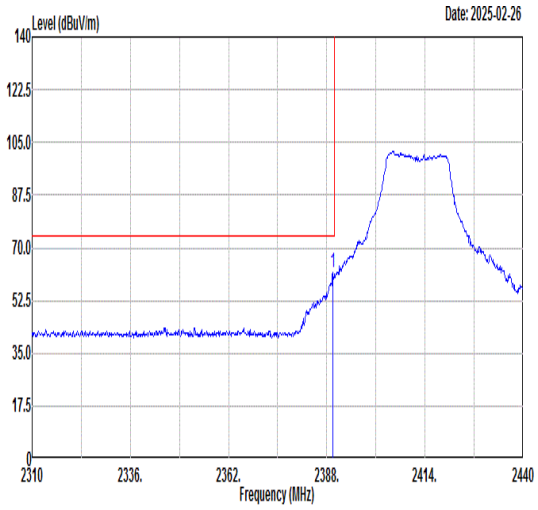 Freq Level Limit Line Margin (dB) Read Level Ant Factor Cable Loss Preamp Factor APos TPos Remark 1 2389.56 61.59 74.00 -12.41 59.59 30.78 5.36 34.14 348 306 PEAK	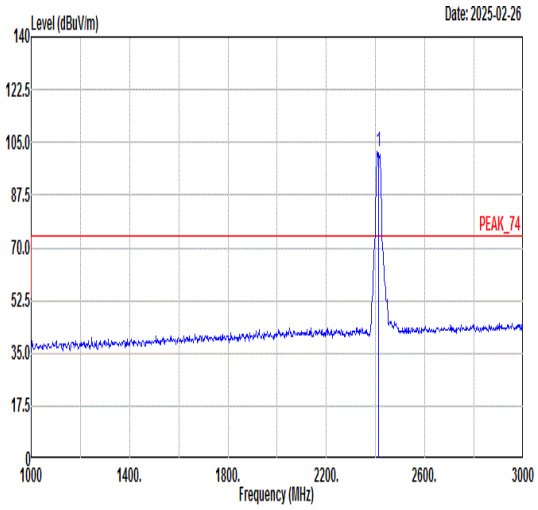 Freq Level Limit Line Margin (dB) Read Level Ant Factor Cable Loss Preamp Factor APos TPos Remark 1 2412.00 101.73 ------ ------ 99.72 30.78 5.37 34.14 348 306 PEAK
Avg	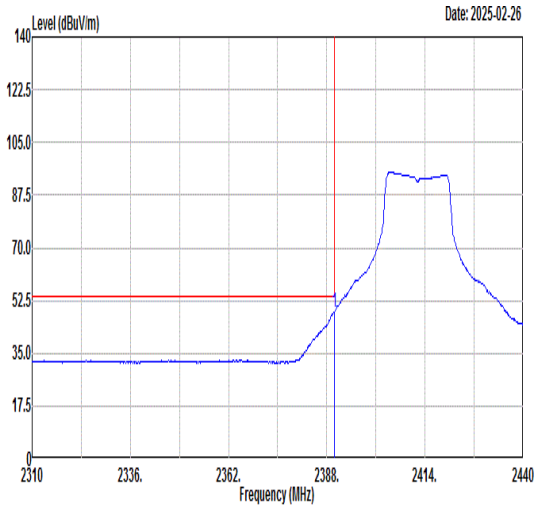 Freq Level Limit Line Margin (dB) Read Level Ant Factor Cable Loss Preamp Factor APos TPos Remark 1 2389.95 48.73 54.00 -5.27 46.73 30.78 5.36 34.14 348 306 AVERAGE	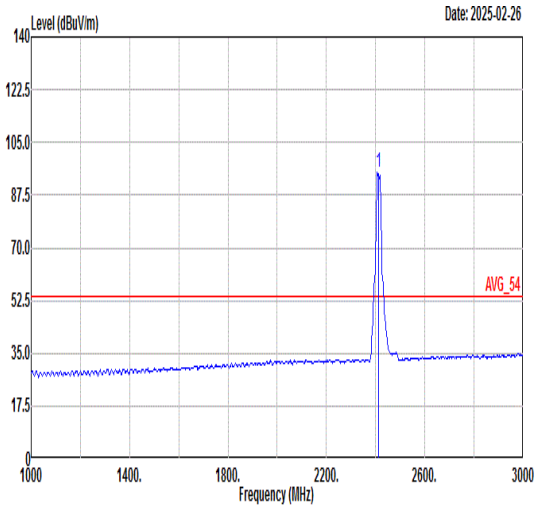 Freq Level Limit Line Margin (dB) Read Level Ant Factor Cable Loss Preamp Factor APos TPos Remark 1 2412.00 94.99 ------ ------ 92.98 30.78 5.37 34.14 348 306 AVERAGE

Mode	49	
	Harmonic	
	2400-2483.5_802.11g_CH01_2412MHz	
ANT	0	
Pol.	Horizontal	Vertical
Peak Avg	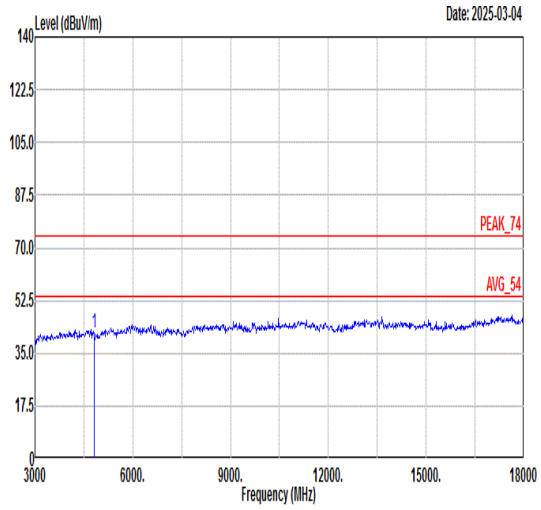 Freq Level Limit Line Margin Read Level Ant Factor Cable Loss Preamp Factor APos TPos Remark MHz dBuV/m dBuV/m dB dBuV dB/m dB dB cm deg 1 4824.00 41.95 74.00 -32.05 61.49 36.42 8.88 64.84 --- --- Peak	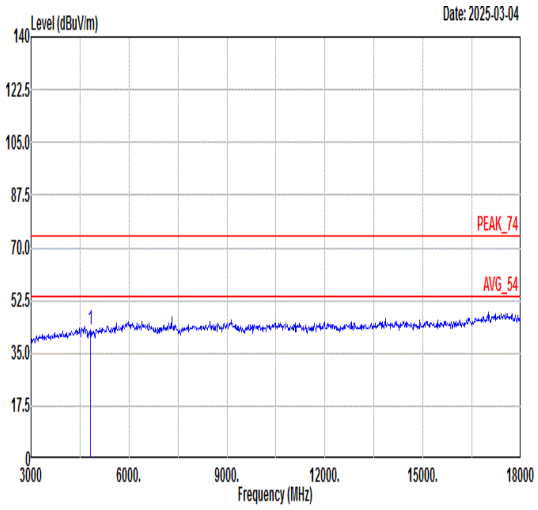 Freq Level Limit Line Margin Read Level Ant Factor Cable Loss Preamp Factor APos TPos Remark MHz dBuV/m dBuV/m dB dBuV dB/m dB dB cm deg 1 4824.00 42.62 74.00 -31.38 62.16 36.42 8.88 64.84 --- --- Peak

Mode	50	
	Harmonic	
	2400-2483.5_802.11g_CH06_2437MHz	
ANT	0	
Pol.	Horizontal	Vertical
Peak Avg	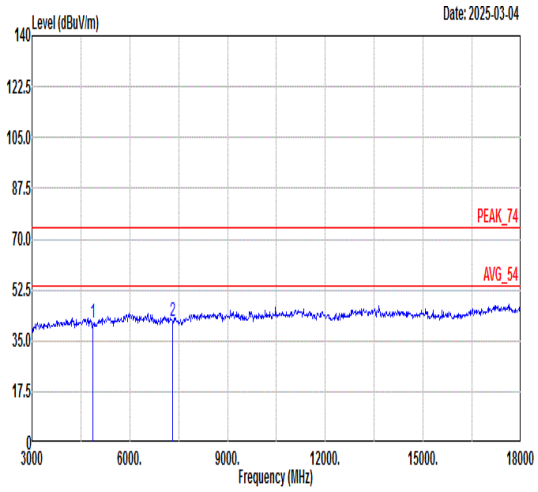 Freq Level Limit Line Margin Read Level Ant Factor Cable Loss Preamp Factor APos TPos Remark MHz dBuV/m dBuV/m dB dBuV dB/m dB dB cm deg 1 4874.00 41.24 74.00 -32.76 60.85 36.50 8.72 64.83 --- --- Peak 2 7311.00 41.66 74.00 -32.34 59.60 36.89 10.18 65.01 --- --- Peak	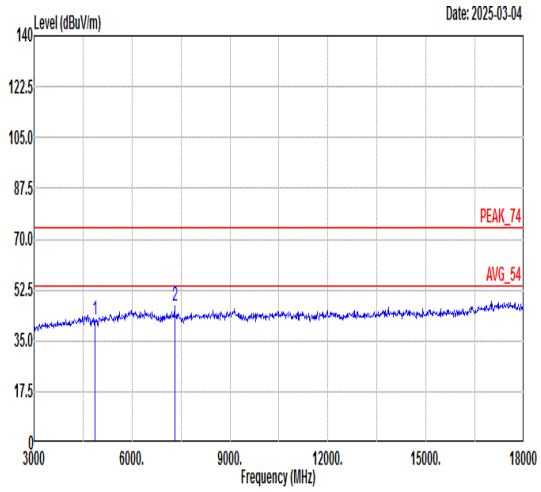 Freq Level Limit Line Margin Read Level Ant Factor Cable Loss Preamp Factor APos TPos Remark MHz dBuV/m dBuV/m dB dBuV dB/m dB dB cm deg 1 4874.00 42.45 74.00 -31.55 62.06 36.50 8.72 64.83 --- --- Peak 2 7311.00 46.78 74.00 -27.22 64.72 36.89 10.18 65.01 --- --- Peak

Mode	51	
	Band Edge	
	2400-2483.5_802.11g_CH11_2462MHz	
ANT	0	
Pol.	Horizontal	Fundamental
Peak	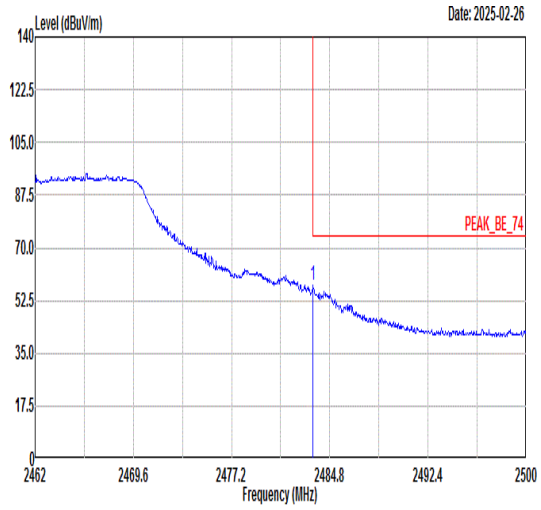 Freq Level Limit Line Margin (dB) Read Level Ant Factor Cable Loss Preamp Factor APos TPos Remark 1 2483.51 57.70 74.00 -16.30 55.55 30.80 5.46 34.11 400 218 PEAK	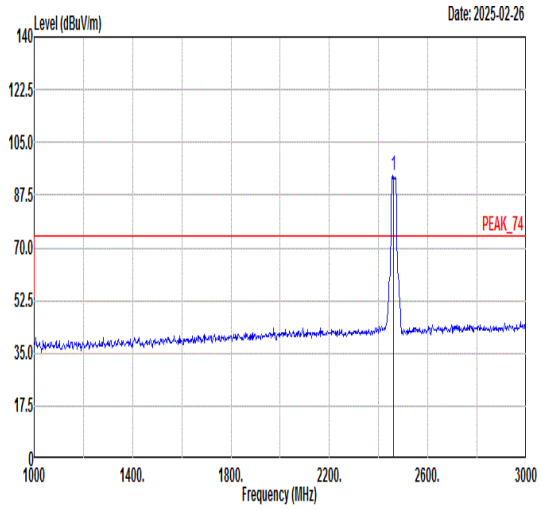 Freq Level Limit Line Margin (dB) Read Level Ant Factor Cable Loss Preamp Factor APos TPos Remark 1 2462.00 94.09 ------ ------ 91.99 30.79 5.43 34.12 400 218 PEAK
Avg	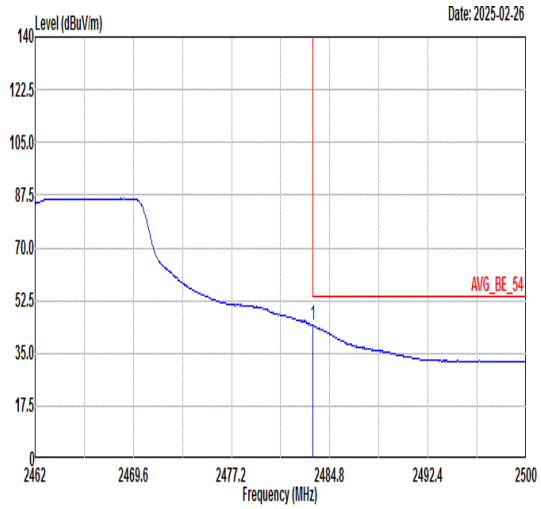 Freq Level Limit Line Margin (dB) Read Level Ant Factor Cable Loss Preamp Factor APos TPos Remark 1 2483.51 44.30 54.00 -9.70 42.15 30.80 5.46 34.11 400 218 AVERAGE	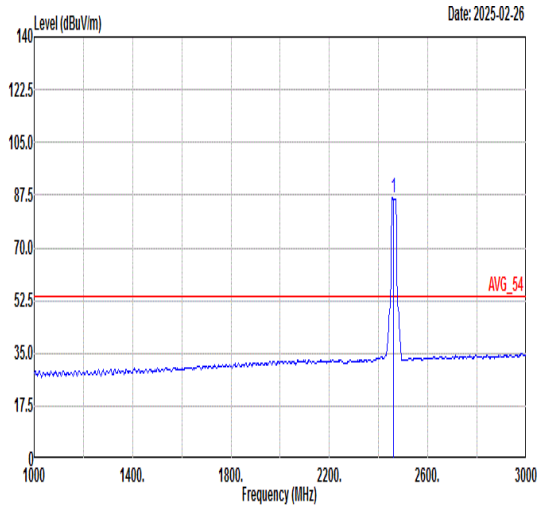 Freq Level Limit Line Margin (dB) Read Level Ant Factor Cable Loss Preamp Factor APos TPos Remark 1 2462.00 86.45 ------ ------ 84.35 30.79 5.43 34.12 400 218 AVERAGE

Mode	51	
	Band Edge	
	2400-2483.5_802.11g_CH11_2462MHz	
ANT	0	
Pol.	Vertical	Fundamental
Peak	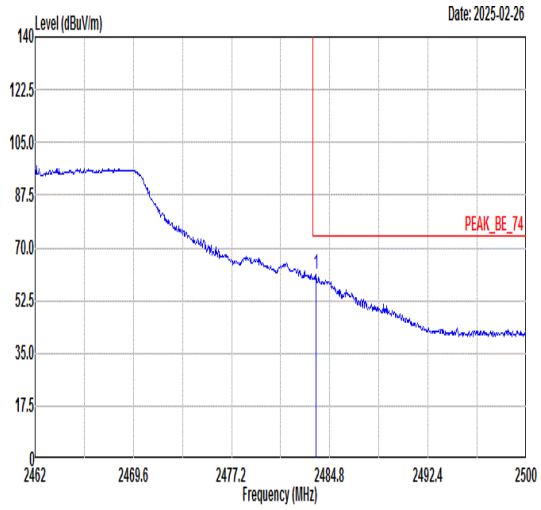 Freq Level Limit Line Margin (dB) Read Level Ant Factor Cable Loss Preamp Factor APos TPos Remark 1 2483.74 61.33 74.00 -12.67 59.18 30.80 5.46 34.11 365 300 PEAK	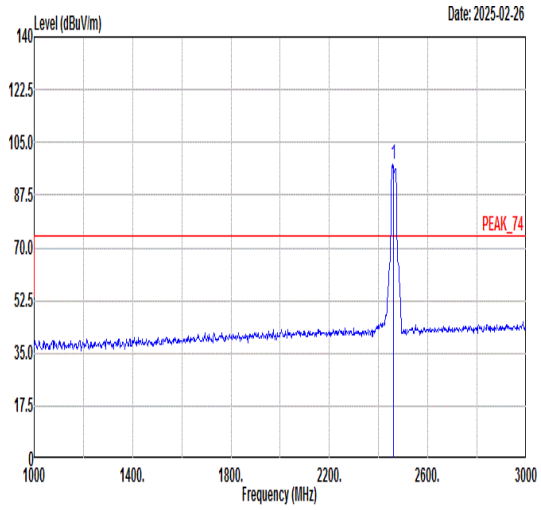 Freq Level Limit Line Margin (dB) Read Level Ant Factor Cable Loss Preamp Factor APos TPos Remark 1 2462.00 97.66 ------ ------ 95.56 30.79 5.43 34.12 365 300 PEAK
Avg	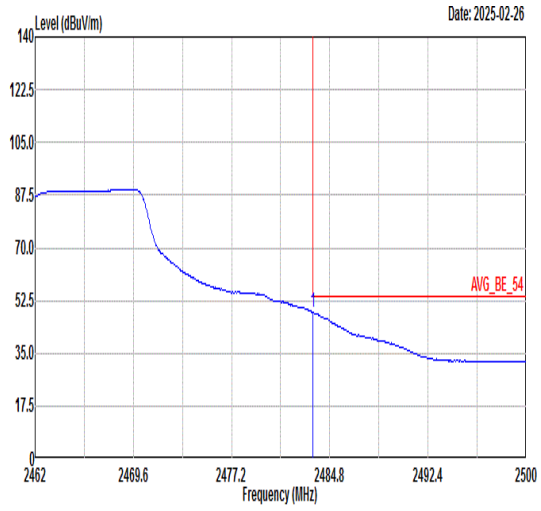 Freq Level Limit Line Margin (dB) Read Level Ant Factor Cable Loss Preamp Factor APos TPos Remark 1 2483.51 48.64 54.00 -5.36 46.49 30.80 5.46 34.11 365 300 AVERAGE	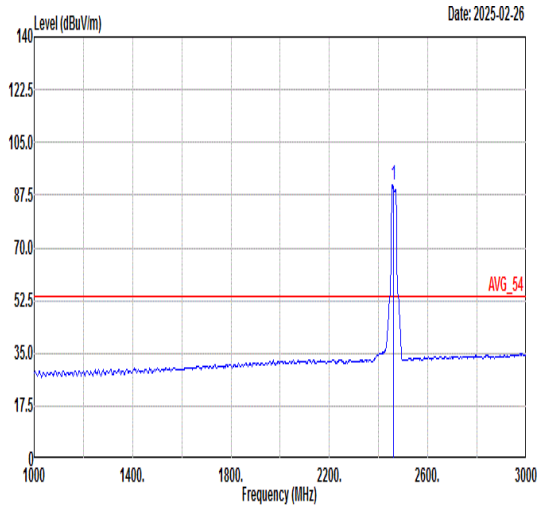 Freq Level Limit Line Margin (dB) Read Level Ant Factor Cable Loss Preamp Factor APos TPos Remark 1 2462.00 90.67 ------ ------ 88.57 30.79 5.43 34.12 365 300 AVERAGE

Mode	51	
	Harmonic	
	2400-2483.5_802.11g_CH11_2462MHz	
ANT	0	
Pol.	Horizontal	Vertical
Peak Avg	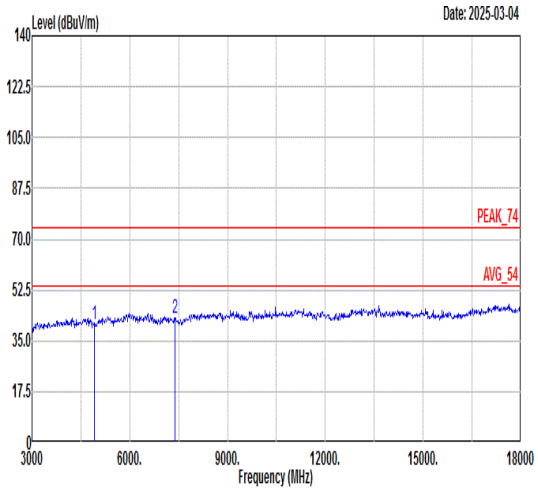 Freq Level Limit Line Margin Read Level Ant Factor Cable Loss Preamp Factor APos TPos Remark MHz dBuV/m dBuV/m dB dBuV dB/m dB dB cm deg 1 4924.00 40.51 74.00 -33.49 60.18 36.58 8.57 64.82 --- --- Peak 2 7386.00 42.73 74.00 -31.27 60.72 36.81 10.18 64.98 --- --- Peak	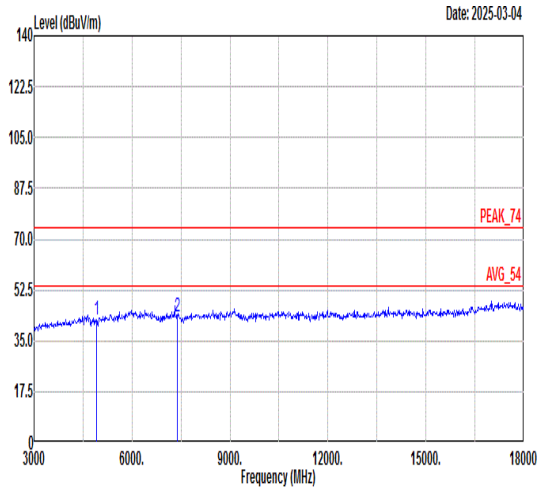 Freq Level Limit Line Margin Read Level Ant Factor Cable Loss Preamp Factor APos TPos Remark MHz dBuV/m dBuV/m dB dBuV dB/m dB dB cm deg 1 4924.00 42.07 74.00 -31.93 61.74 36.58 8.57 64.82 --- --- Peak 2 7386.00 43.34 74.00 -30.66 61.33 36.81 10.18 64.98 --- --- Peak

Mode	52	
	Band Edge	
	2400-2483.5_802.11n HT20_CH01_2412MHz	
ANT	0	
Pol.	Horizontal	Fundamental
Peak	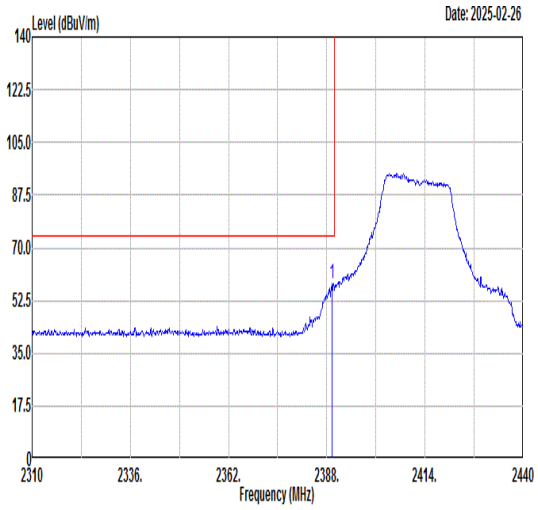 Freq Level Limit Line Margin (dB) Read Level Ant Factor Cable Loss Preamp Factor APos TPos Remark 1 2389.43 58.22 74.00 -15.78 56.22 30.78 5.36 34.14 400 6 PEAK	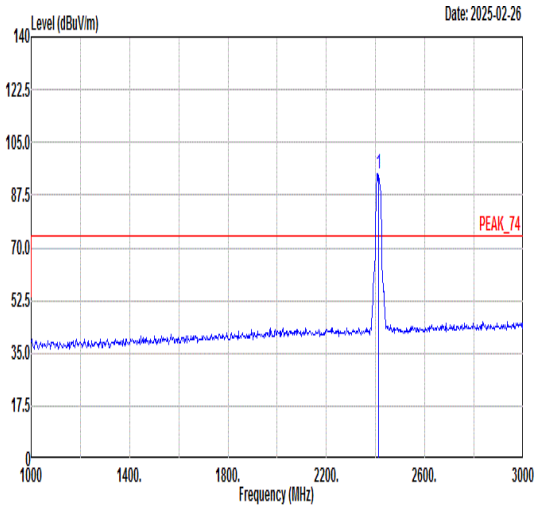 Freq Level Limit Line Margin (dB) Read Level Ant Factor Cable Loss Preamp Factor APos TPos Remark 1 2412.00 94.57 ------ ------ 92.56 30.78 5.37 34.14 400 6 PEAK
Avg	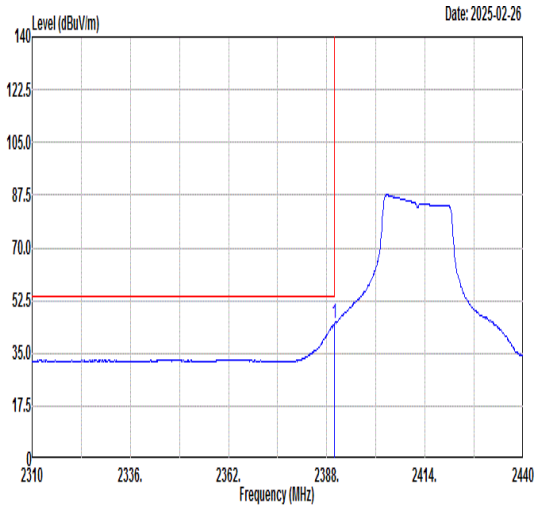 Freq Level Limit Line Margin (dB) Read Level Ant Factor Cable Loss Preamp Factor APos TPos Remark 1 2389.95 44.76 54.00 -9.24 42.76 30.78 5.36 34.14 400 6 AVERAGE	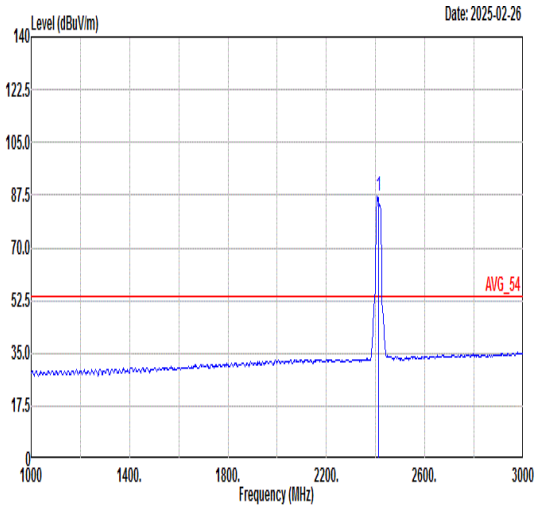 Freq Level Limit Line Margin (dB) Read Level Ant Factor Cable Loss Preamp Factor APos TPos Remark 1 2412.00 87.42 ------ ------ 85.41 30.78 5.37 34.14 400 6 AVERAGE

Mode	52	
	Band Edge	
	2400-2483.5_802.11n HT20_CH01_2412MHz	
ANT	0	
Pol.	Vertical	Fundamental
Peak	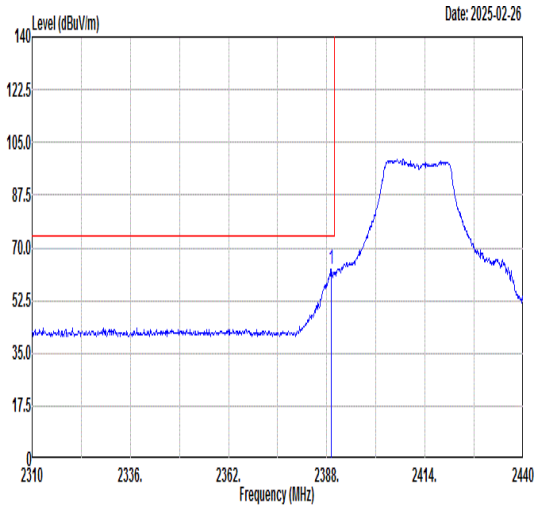 Freq Level Limit Line Margin (dB) Read Level Ant Factor Cable Loss Preamp Factor APos TPos Remark 1 2389.17 62.82 74.00 -11.18 60.82 30.78 5.36 34.14 400 328 PEAK	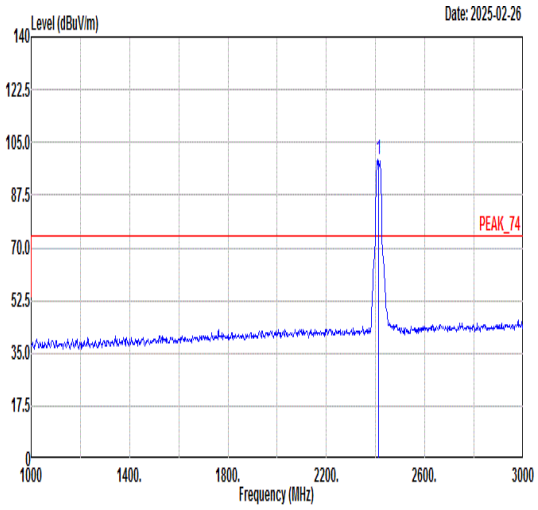 Freq Level Limit Line Margin (dB) Read Level Ant Factor Cable Loss Preamp Factor APos TPos Remark 1 2412.00 99.22 ------ ------ 97.21 30.78 5.37 34.14 400 328 PEAK
Avg	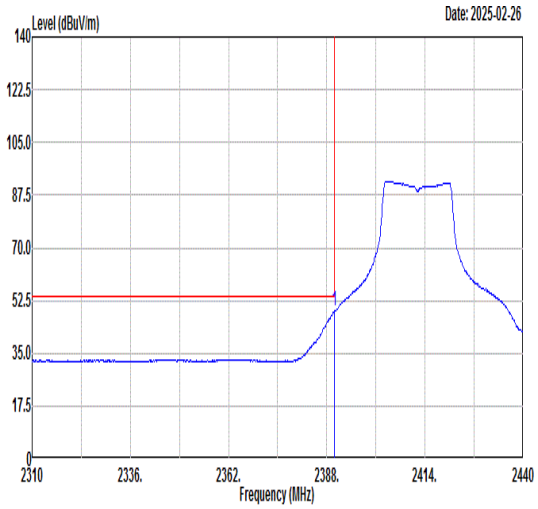 Freq Level Limit Line Margin (dB) Read Level Ant Factor Cable Loss Preamp Factor APos TPos Remark 1 2389.95 48.97 54.00 -5.03 46.97 30.78 5.36 34.14 400 328 AVERAGE	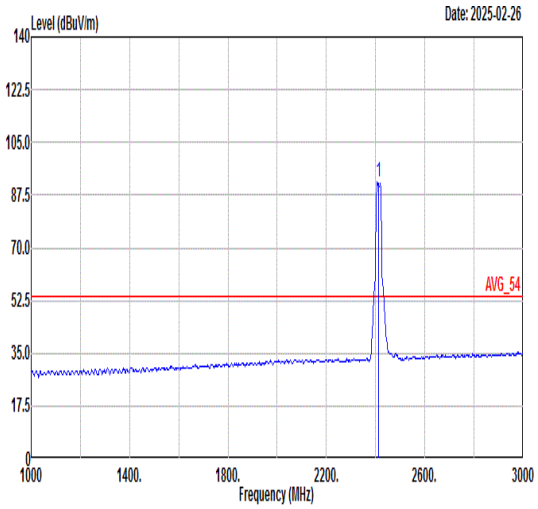 Freq Level Limit Line Margin (dB) Read Level Ant Factor Cable Loss Preamp Factor APos TPos Remark 1 2412.00 92.07 ------ ------ 90.06 30.78 5.37 34.14 400 328 AVERAGE

Mode	52	
	Harmonic	
	2400-2483.5_802.11n HT20_CH01_2412MHz	
ANT	0	
Pol.	Horizontal	Vertical
Peak Avg	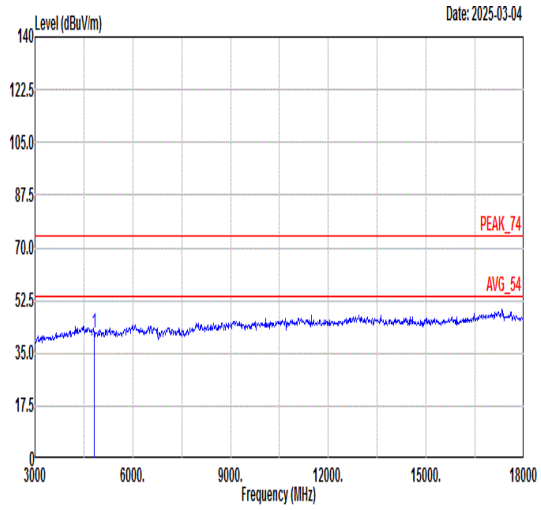 Freq Level Limit Line Margin Read Level Ant Factor Cable Loss Preamp Factor APos TPos Remark MHz dBuV/m dBuV/m dB dBuV dB/m dB dB cm deg 1 4824.00 41.49 74.00 -32.51 61.03 36.42 8.88 64.84 --- --- Peak	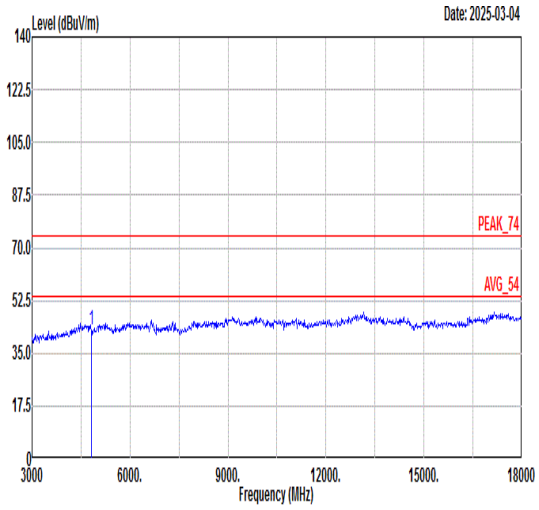 Freq Level Limit Line Margin Read Level Ant Factor Cable Loss Preamp Factor APos TPos Remark MHz dBuV/m dBuV/m dB dBuV dB/m dB dB cm deg 1 4824.00 42.65 74.00 -31.35 62.19 36.42 8.88 64.84 --- --- Peak

Mode	53	
	Harmonic	
	2400-2483.5_802.11n HT20_CH06_2437MHz	
ANT	0	
Pol.	Horizontal	Vertical
Peak Avg	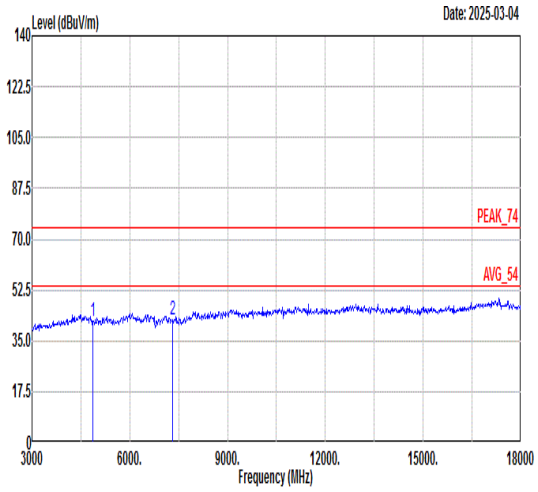 Freq Level Limit Line Margin Read Level Ant Factor Cable Loss Preamp Factor APos TPos Remark MHz dBuV/m dBuV/m dB dBuV dB/m dB dB cm deg 1 4874.00 41.73 74.00 -32.27 61.34 36.50 8.72 64.83 --- --- Peak 2 7311.00 42.14 74.00 -31.86 60.08 36.89 10.18 65.01 --- --- Peak	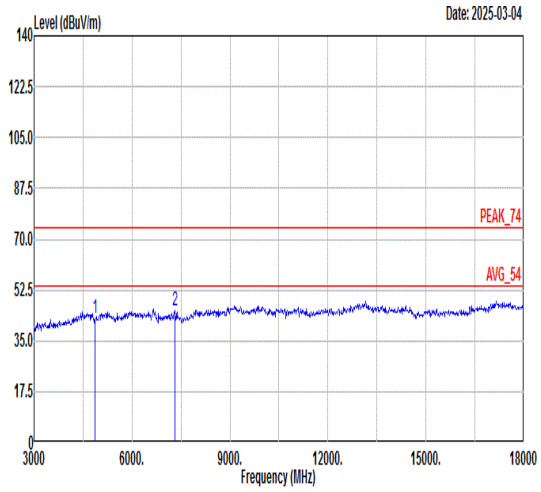 Freq Level Limit Line Margin Read Level Ant Factor Cable Loss Preamp Factor APos TPos Remark MHz dBuV/m dBuV/m dB dBuV dB/m dB dB cm deg 1 4874.00 43.04 74.00 -30.96 62.65 36.50 8.72 64.83 --- --- Peak 2 7311.00 45.61 74.00 -28.39 63.55 36.89 10.18 65.01 --- --- Peak

Mode	54	
	Band Edge	
	2400-2483.5_802.11n HT20_CH11_2462MHz	
ANT	0	
Pol.	Horizontal	Fundamental
Peak	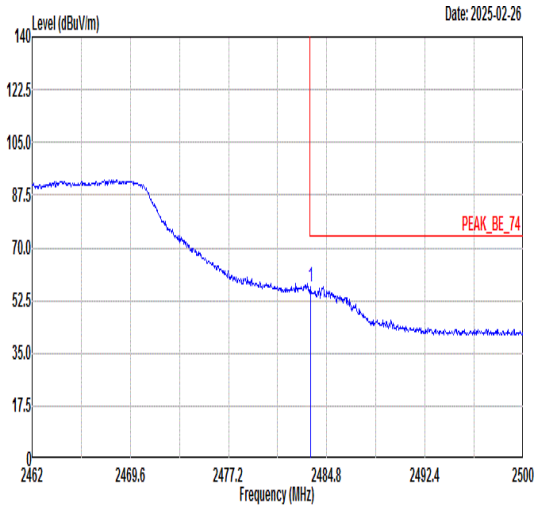 Freq Level Limit Line Margin (dB) Read Level Ant Factor Cable Loss Preamp Factor APos TPos Remark MHz dBuV/m dBuV/m dBuV dB/m dB dB cm deg 1 2483.55 57.13 74.00 -16.87 54.98 30.80 5.46 34.11 400 221 PEAK	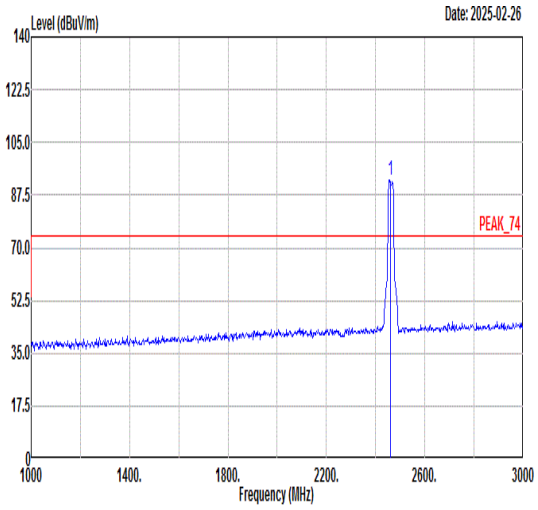 Freq Level Limit Line Margin (dB) Read Level Ant Factor Cable Loss Preamp Factor APos TPos Remark MHz dBuV/m dBuV/m dBuV dB/m dB dB cm deg 1 2462.00 92.66 ------ ------ 90.56 30.79 5.43 34.12 400 221 PEAK
Avg	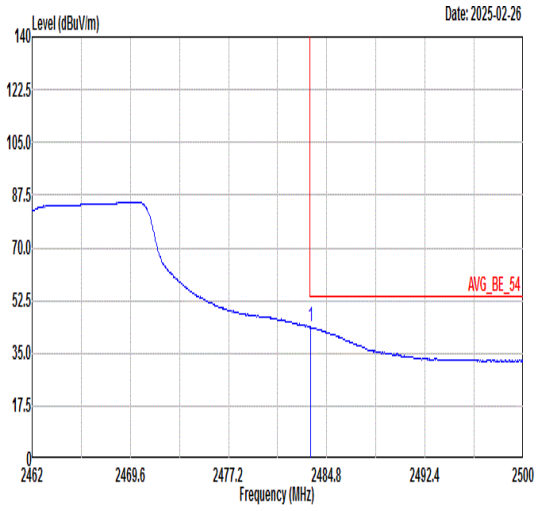 Freq Level Limit Line Margin (dB) Read Level Ant Factor Cable Loss Preamp Factor APos TPos Remark MHz dBuV/m dBuV/m dBuV dB/m dB dB cm deg 1 2483.55 43.65 54.00 -10.35 41.50 30.80 5.46 34.11 400 221 AVERAGE	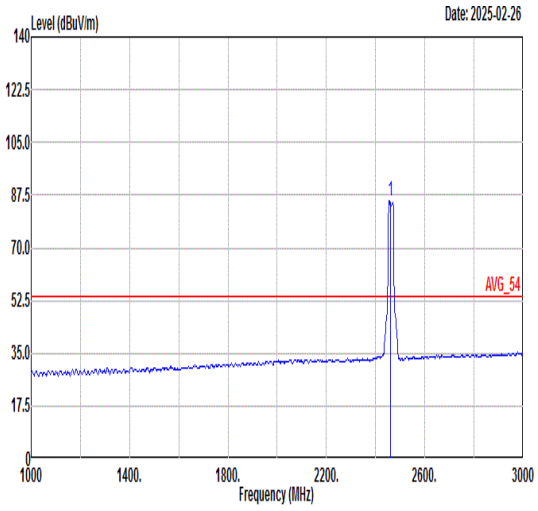 Freq Level Limit Line Margin (dB) Read Level Ant Factor Cable Loss Preamp Factor APos TPos Remark MHz dBuV/m dBuV/m dBuV dB/m dB dB cm deg 1 2462.00 85.66 ------ ------ 83.56 30.79 5.43 34.12 400 221 AVERAGE

Mode	54	
	Band Edge	
	2400-2483.5_802.11n HT20_CH11_2462MHz	
ANT	0	
Pol.	Vertical	Fundamental
Peak	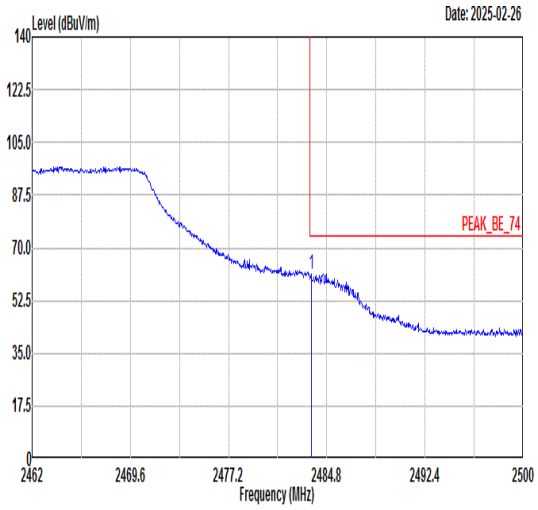 Freq Level Limit Line Margin (dB) Read Level Ant Factor Cable Loss Preamp Factor APos TPos Remark 1 2483.58 61.51 74.00 -12.49 59.36 30.80 5.46 34.11 367 311 PEAK	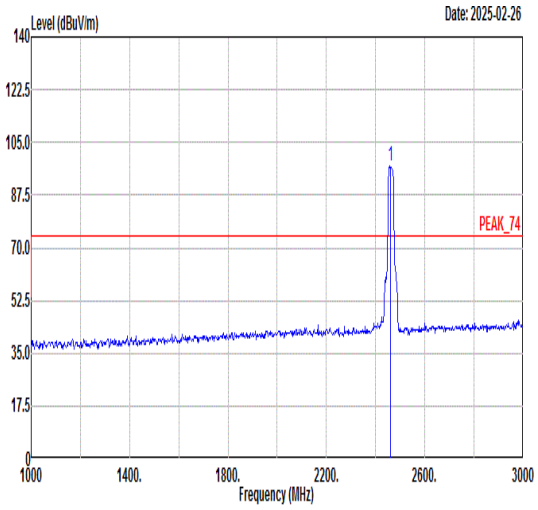 Freq Level Limit Line Margin (dB) Read Level Ant Factor Cable Loss Preamp Factor APos TPos Remark 1 2462.00 97.07 ------ ------ 94.97 30.79 5.43 34.12 367 311 PEAK
Avg	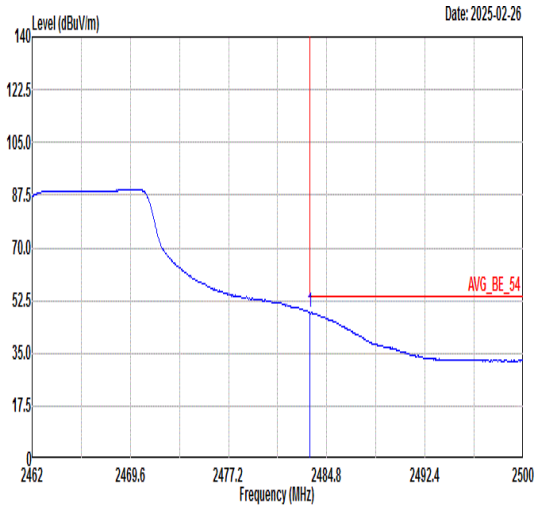 Freq Level Limit Line Margin (dB) Read Level Ant Factor Cable Loss Preamp Factor APos TPos Remark 1 2483.51 48.41 54.00 -5.59 46.26 30.80 5.46 34.11 367 311 AVERAGE	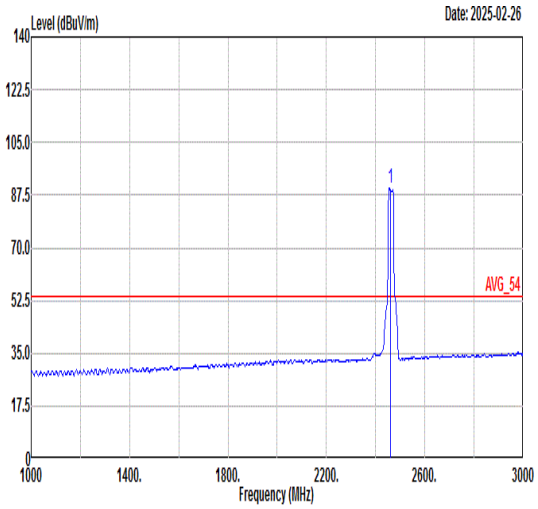 Freq Level Limit Line Margin (dB) Read Level Ant Factor Cable Loss Preamp Factor APos TPos Remark 1 2462.00 89.66 ------ ------ 87.56 30.79 5.43 34.12 367 311 AVERAGE

Mode	54	
	Harmonic	
	2400-2483.5_802.11n HT20_CH11_2462MHz	
ANT	0	
Pol.	Horizontal	Vertical
Peak Avg	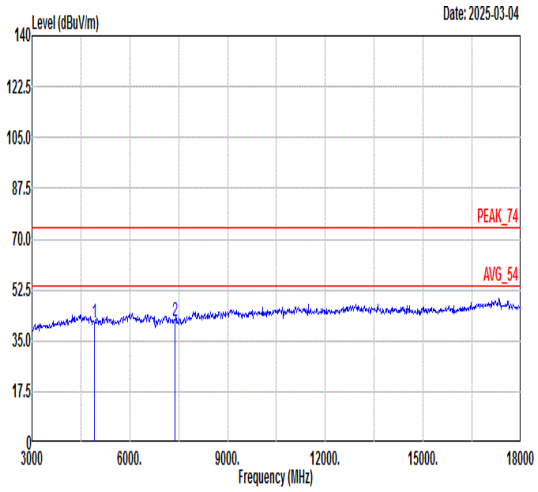 Freq Level Limit Line Margin Read Level Ant Factor Cable Loss Preamp Factor APos TPos Remark MHz dBuV/m dBuV/m dB dBuV dB/m dB dB cm deg 1 4924.00 41.00 74.00 -33.00 60.67 36.58 8.57 64.82 --- --- Peak 2 7386.00 41.82 74.00 -32.18 59.81 36.81 10.18 64.98 --- --- Peak	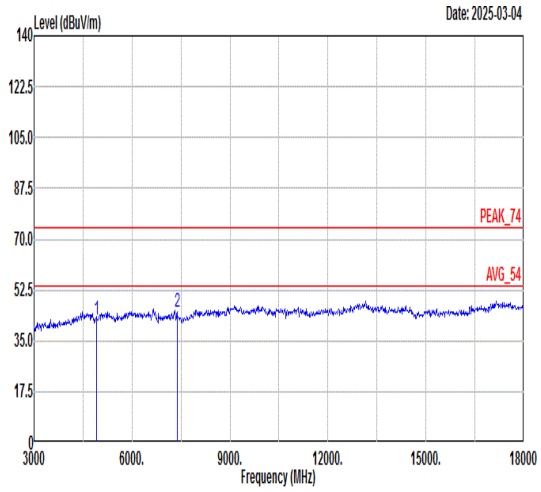 Freq Level Limit Line Margin Read Level Ant Factor Cable Loss Preamp Factor APos TPos Remark MHz dBuV/m dBuV/m dB dBuV dB/m dB dB cm deg 1 4924.00 42.29 74.00 -31.71 61.96 36.58 8.57 64.82 --- --- Peak 2 7386.00 45.07 74.00 -28.93 63.06 36.81 10.18 64.98 --- --- Peak

Mode	55	
	Band Edge - L	
	2400-2483.5_802.11n HT40_CH03_2422MHz	
ANT	0	
Pol.	Horizontal	Fundamental
Peak	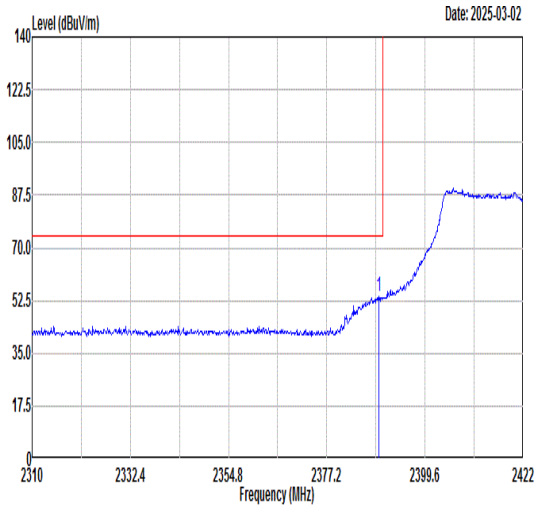 Freq Level Limit Line Margin (dB) Read Level Ant Factor Cable Loss Preamp Factor APos TPos Remark 1 2389.07 53.77 74.00 -20.23 51.77 30.78 5.36 34.14 300 234 PEAK	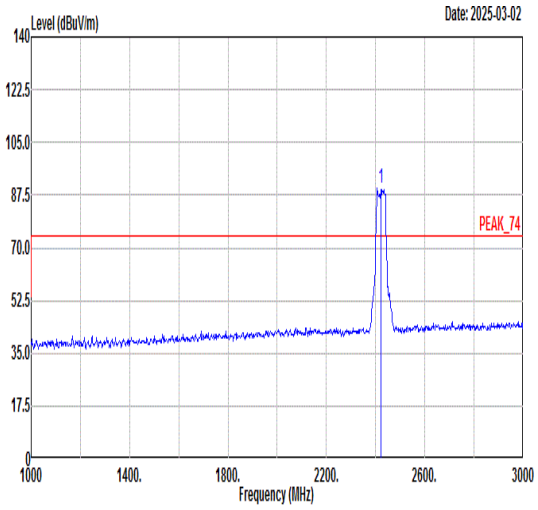 Freq Level Limit Line Margin (dB) Read Level Ant Factor Cable Loss Preamp Factor APos TPos Remark 1 2422.00 89.73 ------ ------ 87.72 30.78 5.37 34.14 300 234 PEAK
Avg	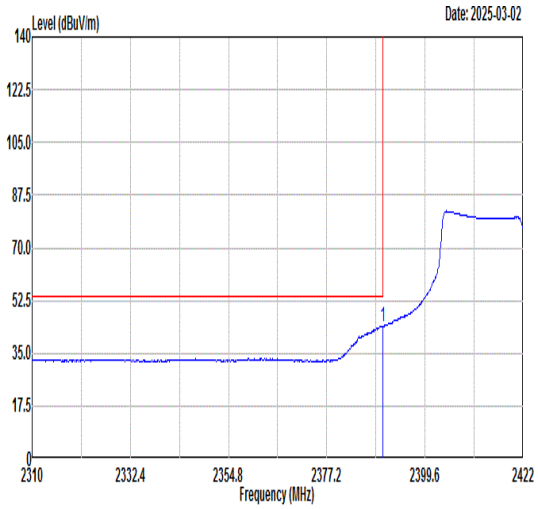 Freq Level Limit Line Margin (dB) Read Level Ant Factor Cable Loss Preamp Factor APos TPos Remark 1 2389.97 44.00 54.00 -10.00 42.00 30.78 5.36 34.14 300 234 AVERAGE	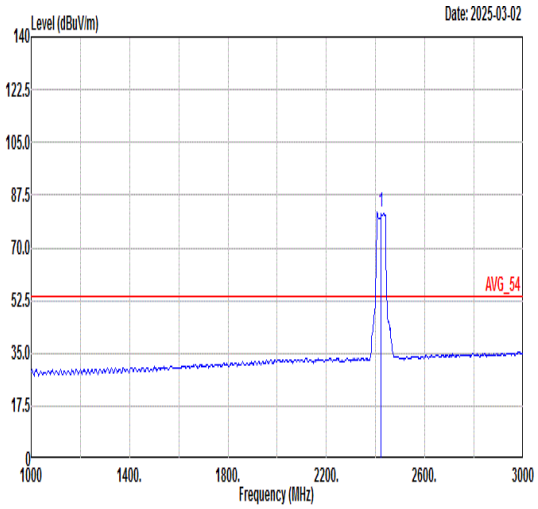 Freq Level Limit Line Margin (dB) Read Level Ant Factor Cable Loss Preamp Factor APos TPos Remark 1 2422.00 82.07 ------ ------ 80.06 30.78 5.37 34.14 300 234 AVERAGE

Mode	55	
	Band Edge - R	
	2400-2483.5_802.11n HT40_CH03_2422MHz	
ANT	0	
Pol.	Horizontal	Fundamental
Peak	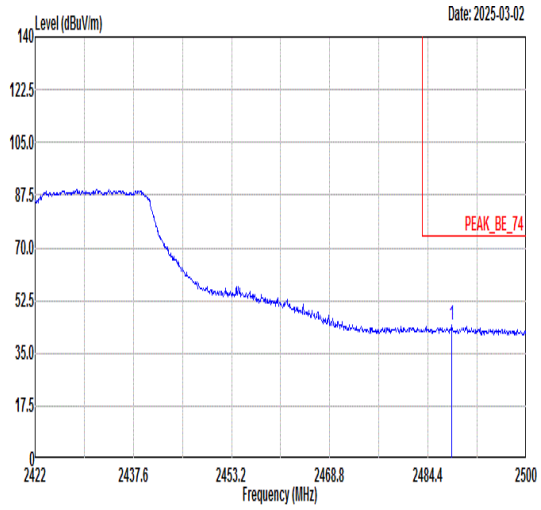 Freq Level Limit Line Margin (dB) Read Level Ant Factor Cable Loss Preamp Factor APos TPos Remark MHz dBuV/m dBuV/m dBuV dB/m dB dB cm deg 1 2488.14 44.13 74.00 -29.87 41.97 30.80 5.46 34.10 300 234 PEAK	Blank
Avg	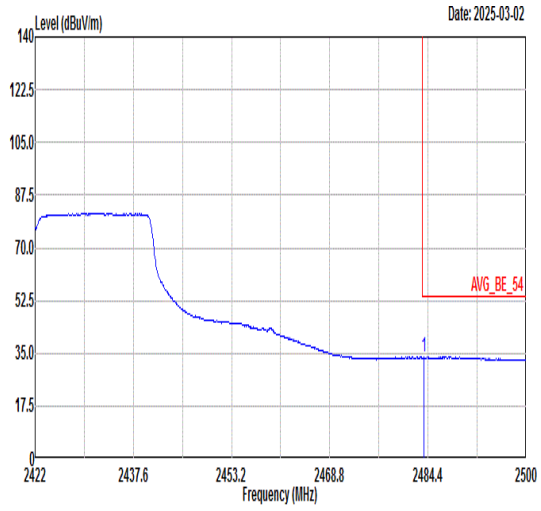 Freq Level Limit Line Margin (dB) Read Level Ant Factor Cable Loss Preamp Factor APos TPos Remark MHz dBuV/m dBuV/m dBuV dB/m dB dB cm deg 1 2483.70 33.67 54.00 -20.33 31.52 30.80 5.46 34.11 300 234 AVERAGE	Blank

Mode	55	
	Band Edge - L	
	2400-2483.5_802.11n HT40_CH03_2422MHz	
ANT	0	
Pol.	Vertical	Fundamental
Peak	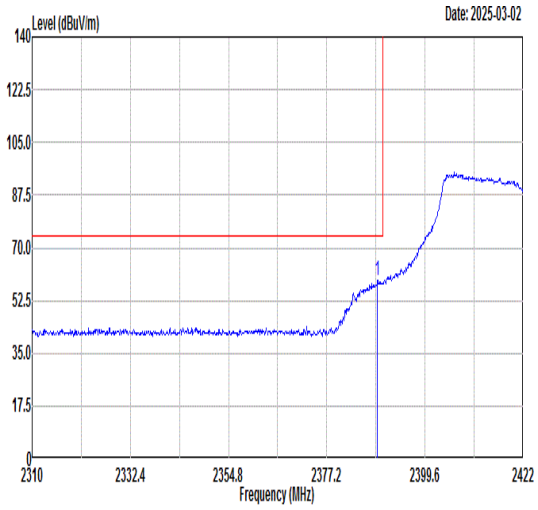 Freq Level Limit Line Margin (dB) Read Level Ant Factor Cable Loss Preamp Factor APos TPos Remark 1 2388.74 59.13 74.00 -14.87 57.13 30.78 5.36 34.14 400 322 PEAK	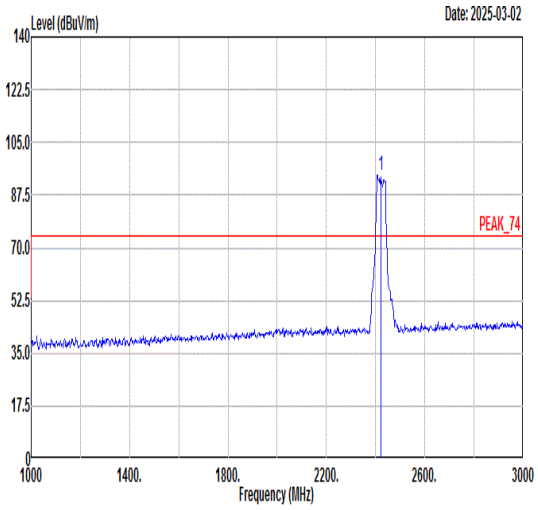 Freq Level Limit Line Margin (dB) Read Level Ant Factor Cable Loss Preamp Factor APos TPos Remark 1 2422.00 94.22 ------ ------ 92.21 30.78 5.37 34.14 400 322 PEAK
Avg	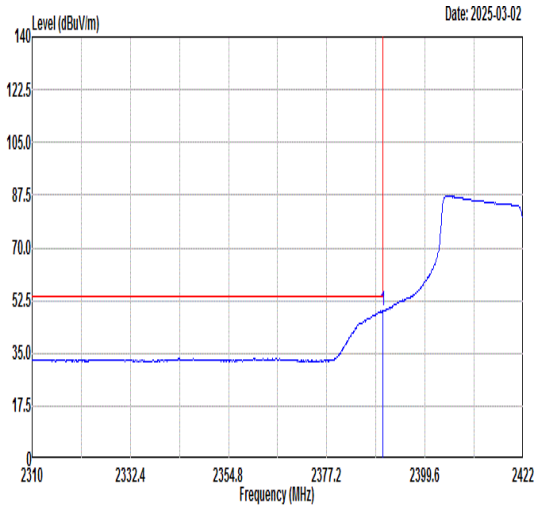 Freq Level Limit Line Margin (dB) Read Level Ant Factor Cable Loss Preamp Factor APos TPos Remark 1 2389.97 48.90 54.00 -5.10 46.90 30.78 5.36 34.14 400 322 AVERAGE	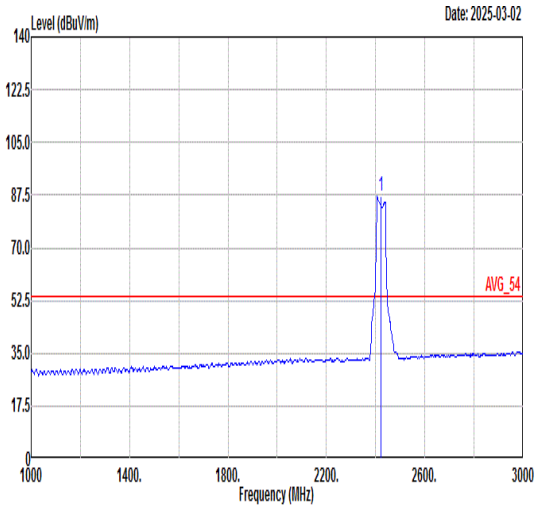 Freq Level Limit Line Margin (dB) Read Level Ant Factor Cable Loss Preamp Factor APos TPos Remark 1 2422.00 87.11 ------ ------ 85.10 30.78 5.37 34.14 400 322 AVERAGE

Mode	55	
	Band Edge - R	
	2400-2483.5_802.11n HT40_CH03_2422MHz	
ANT	0	
Pol.	Vertical	Fundamental
Peak	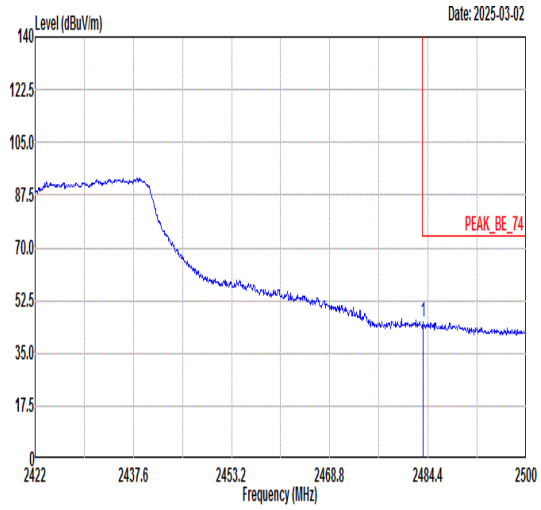 Freq Level Limit Line Margin (dB) Read Level Ant Factor Cable Loss Preamp Factor APos TPos Remark MHz dBuV/m dBuV/m dBuV dB/m dB dB cm deg 1 2483.62 45.21 74.00 -28.79 43.06 30.80 5.46 34.11 400 322 PEAK	Blank
Avg	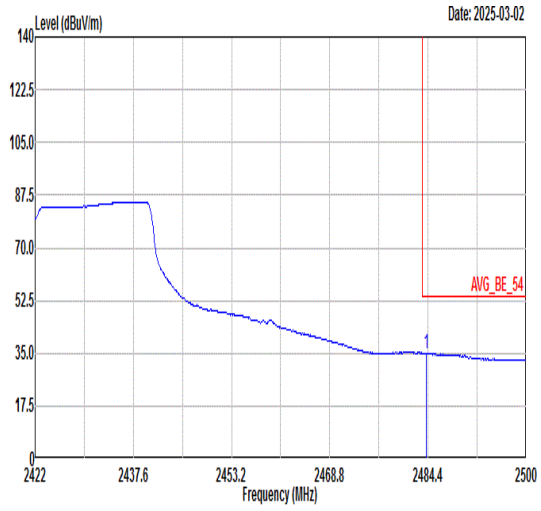 Freq Level Limit Line Margin (dB) Read Level Ant Factor Cable Loss Preamp Factor APos TPos Remark MHz dBuV/m dBuV/m dBuV dB/m dB dB cm deg 1 2484.09 35.09 54.00 -18.91 32.94 30.80 5.46 34.11 400 322 AVERAGE	Blank

Mode	56	
	Band Edge - L	
	2400-2483.5_802.11n HT40_CH09_2452MHz	
ANT	0	
Pol.	Horizontal	Fundamental
Peak	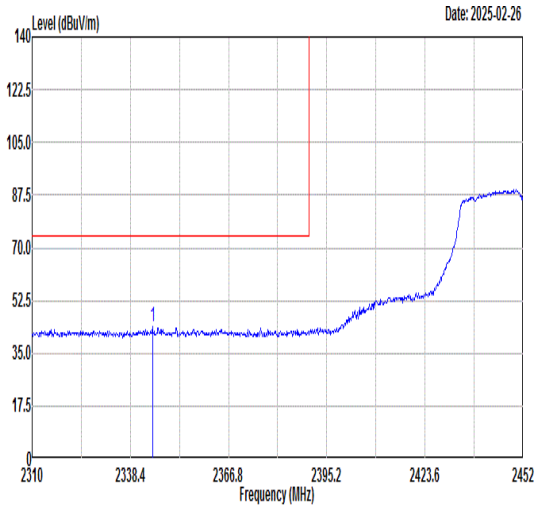 Freq Level Limit Line Margin (dB) Read Level Ant Factor Cable Loss Preamp Factor APos TPos Remark MHz dBuV/m dBuV/m dBuV dB/m dB dB cm deg 1 2344.79 43.66 74.00 -30.34 41.73 30.77 5.32 34.16 400 229 PEAK	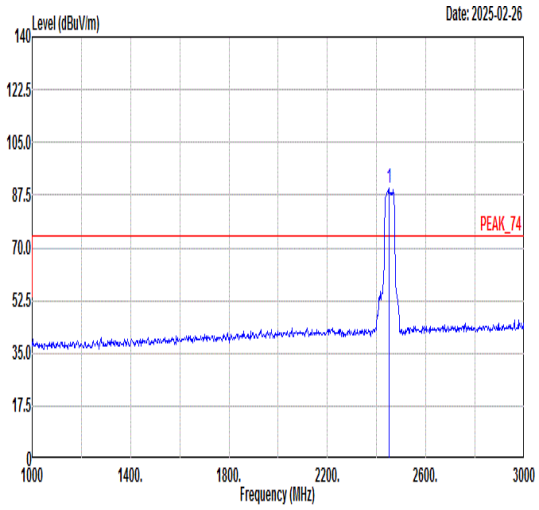 Freq Level Limit Line Margin (dB) Read Level Ant Factor Cable Loss Preamp Factor APos TPos Remark MHz dBuV/m dBuV/m dBuV dB/m dB dB cm deg 1 2452.00 89.58 ------ ------ 87.49 30.79 5.42 34.12 400 229 PEAK
Avg	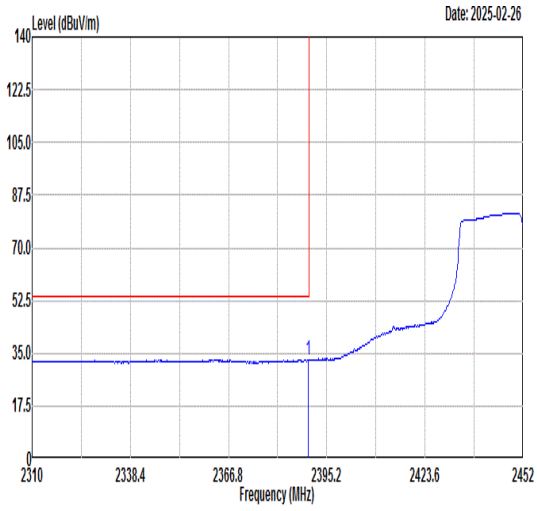 Freq Level Limit Line Margin (dB) Read Level Ant Factor Cable Loss Preamp Factor APos TPos Remark MHz dBuV/m dBuV/m dBuV dB/m dB dB cm deg 1 2389.80 32.95 54.00 -21.05 30.95 30.78 5.36 34.14 400 229 AVERAGE	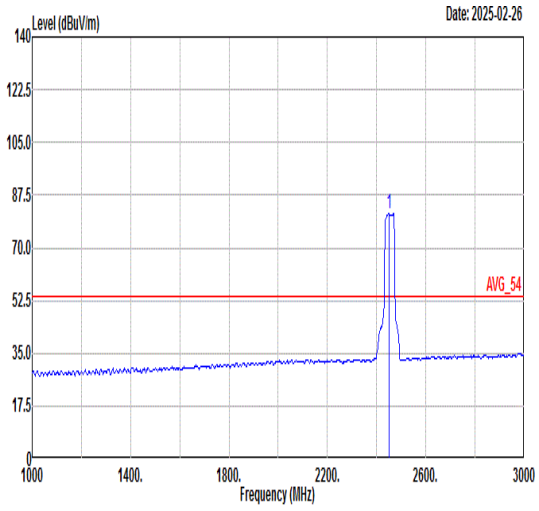 Freq Level Limit Line Margin (dB) Read Level Ant Factor Cable Loss Preamp Factor APos TPos Remark MHz dBuV/m dBuV/m dBuV dB/m dB dB cm deg 1 2452.00 81.37 ------ ------ 79.28 30.79 5.42 34.12 400 229 AVERAGE

Mode	56	
	Band Edge - R	
	2400-2483.5_802.11n HT40_CH09_2452MHz	
ANT	0	
Pol.	Horizontal	Fundamental
Peak	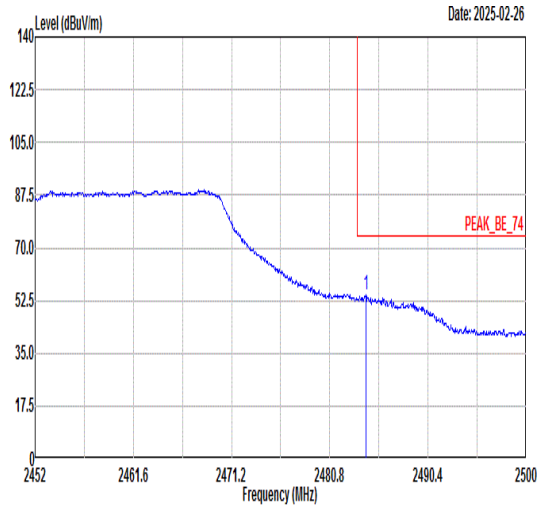 Freq Level Limit Line Margin (dB) Read Level Ant Factor Cable Loss Preamp Factor APos TPos Remark MHz dBuV/m dBuV/m dBuV dB/m dB dB cm deg 1 2484.35 54.17 74.00 -19.83 52.02 30.80 5.46 34.11 400 229 PEAK	Blank
Avg	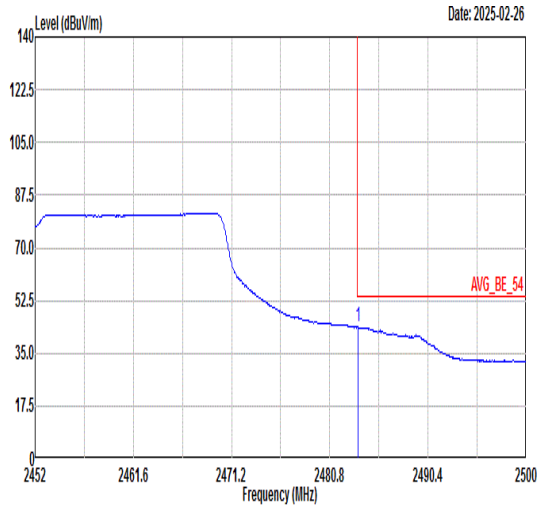 Freq Level Limit Line Margin (dB) Read Level Ant Factor Cable Loss Preamp Factor APos TPos Remark MHz dBuV/m dBuV/m dBuV dB/m dB dB cm deg 1 2483.54 43.79 54.00 -10.21 41.64 30.80 5.46 34.11 400 229 AVERAGE	Blank

Mode	56	
	Band Edge - L	
	2400-2483.5_802.11n HT40_CH09_2452MHz	
ANT	0	
Pol.	Vertical	Fundamental
Peak	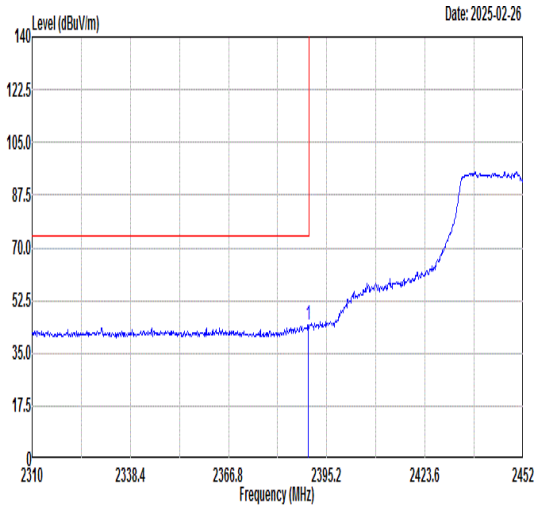 Freq Level Limit Line Margin (dB) Read Level Ant Factor Cable Loss Preamp Factor APos TPos Remark 1 2389.80 44.17 74.00 -29.83 42.17 30.78 5.36 34.14 329 298 PEAK	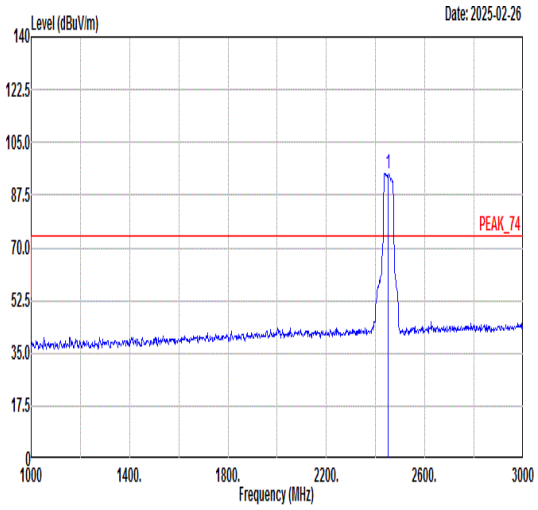 Freq Level Limit Line Margin (dB) Read Level Ant Factor Cable Loss Preamp Factor APos TPos Remark 1 2452.00 94.78 ------ ------ 92.71 30.79 5.41 34.13 329 298 PEAK
Avg	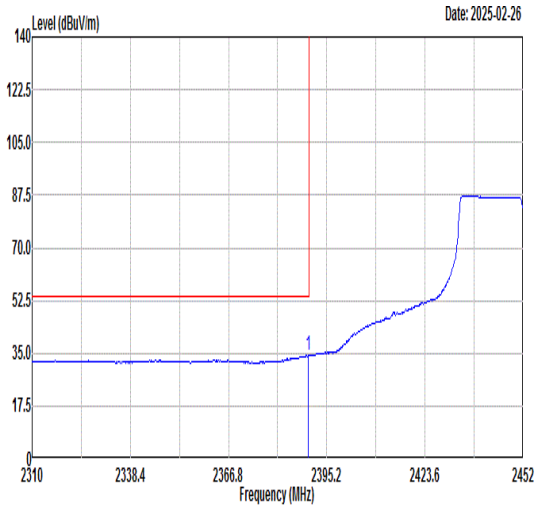 Freq Level Limit Line Margin (dB) Read Level Ant Factor Cable Loss Preamp Factor APos TPos Remark 1 2389.95 34.31 54.00 -19.69 32.31 30.78 5.36 34.14 329 298 AVERAGE	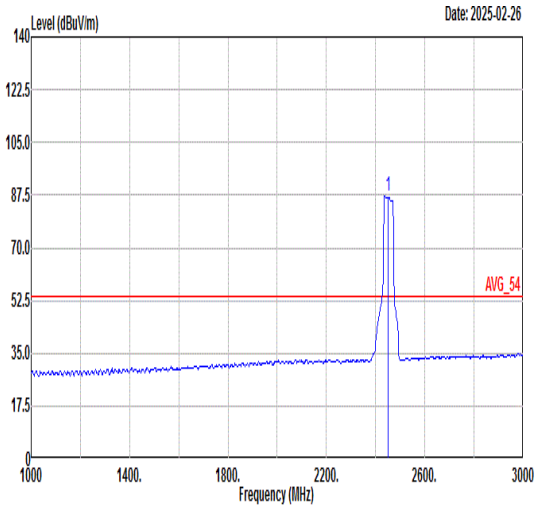 Freq Level Limit Line Margin (dB) Read Level Ant Factor Cable Loss Preamp Factor APos TPos Remark 1 2452.00 87.18 ------ ------ 85.11 30.79 5.41 34.13 329 298 AVERAGE

Mode	56	
	Band Edge - R	
	2400-2483.5_802.11n HT40_CH09_2452MHz	
ANT	0	
Pol.	Vertical	Fundamental
Peak	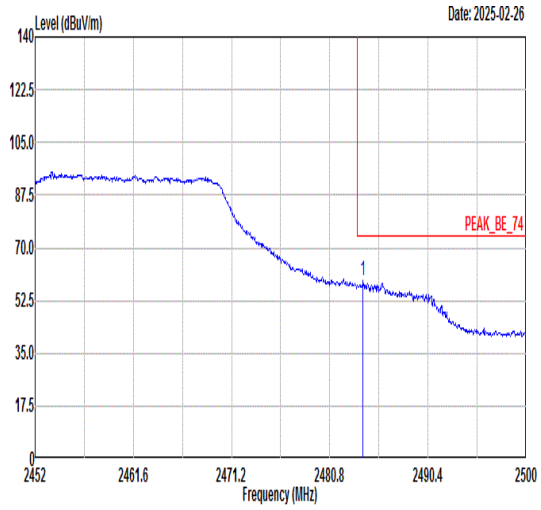 Freq Level Limit Line Margin (dB) Read Level Ant Factor Cable Loss Preamp Factor APos TPos Remark MHz dBuV/m dBuV/m dBuV dB/m dB dB cm deg 1 2484.06 59.34 74.00 -14.66 57.19 30.80 5.46 34.11 329 298 PEAK	Blank
Avg	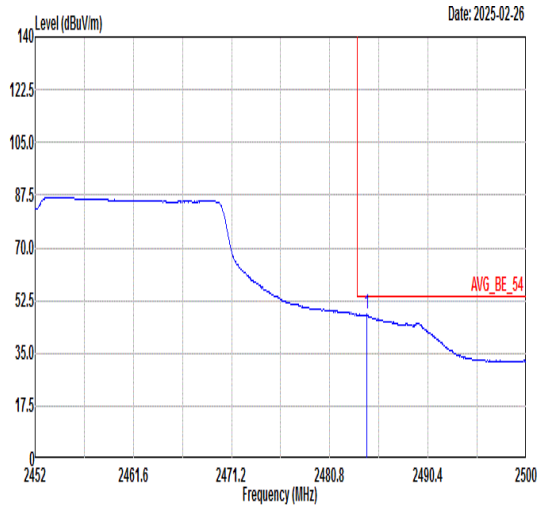 Freq Level Limit Line Margin (dB) Read Level Ant Factor Cable Loss Preamp Factor APos TPos Remark MHz dBuV/m dBuV/m dBuV dB/m dB dB cm deg 1 2484.45 47.92 54.00 -6.08 45.77 30.80 5.46 34.11 329 298 AVERAGE	Blank

Mode	57	
	Band Edge	
	2400-2483.5_802.11ax HE20_CH01_2412MHz	
ANT	0	
Pol.	Horizontal	Fundamental
Peak	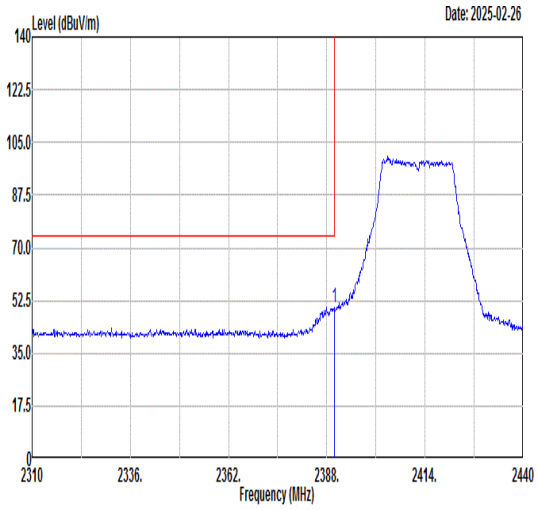 Freq Level Limit Line Margin (dB) Read Level Ant Factor Cable Loss Preamp Factor APos TPos Remark 1 2389.95 50.06 74.00 -23.94 48.06 30.78 5.36 34.14 396 8 PEAK	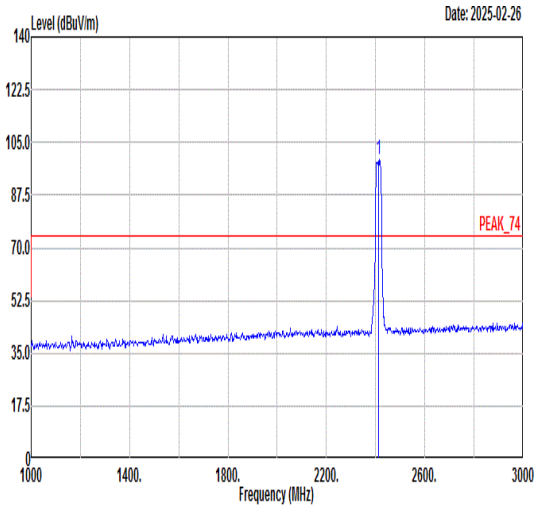 Freq Level Limit Line Margin (dB) Read Level Ant Factor Cable Loss Preamp Factor APos TPos Remark 1 2412.00 99.07 ------ ------ 97.04 30.78 5.38 34.13 396 8 PEAK
Avg	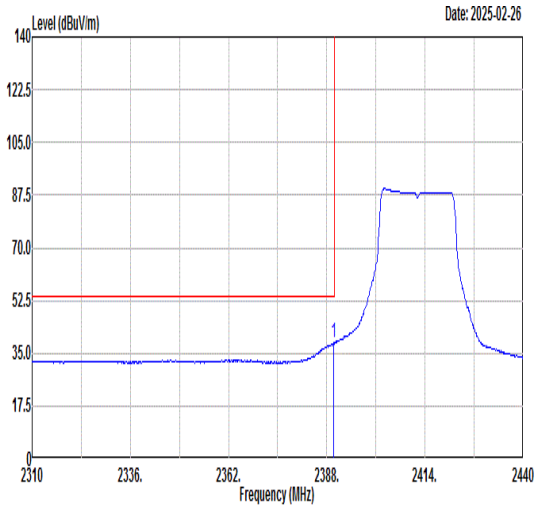 Freq Level Limit Line Margin (dB) Read Level Ant Factor Cable Loss Preamp Factor APos TPos Remark 1 2389.82 38.42 54.00 -15.58 36.42 30.78 5.36 34.14 396 8 AVERAGE	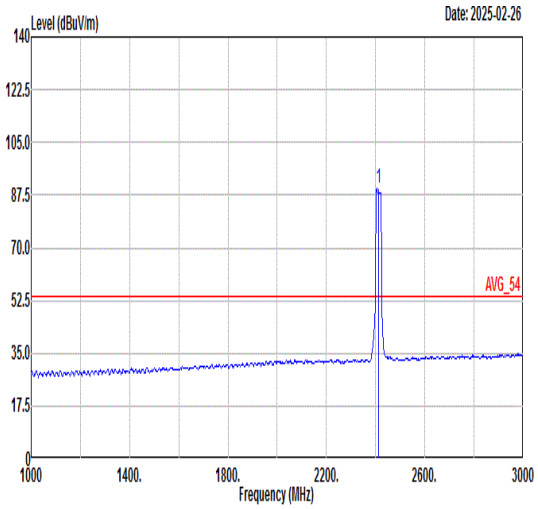 Freq Level Limit Line Margin (dB) Read Level Ant Factor Cable Loss Preamp Factor APos TPos Remark 1 2412.00 89.67 ------ ------ 87.66 30.78 5.37 34.14 396 8 AVERAGE

Mode	57	
	Band Edge	
	2400-2483.5_802.11ax HE20_CH01_2412MHz	
ANT	0	
Pol.	Vertical	Fundamental
Peak	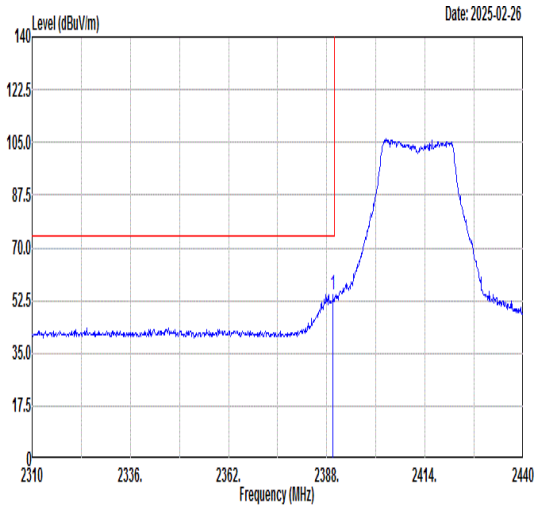 Freq Level Limit Line Margin (dB) Read Level Ant Factor Cable Loss Preamp Factor APos TPos Remark MHz dBuV/m dBuV/m dBuV dB/m dB dB cm deg 1 2389.69 54.39 74.00 -19.61 52.39 30.78 5.36 34.14 348 312 PEAK	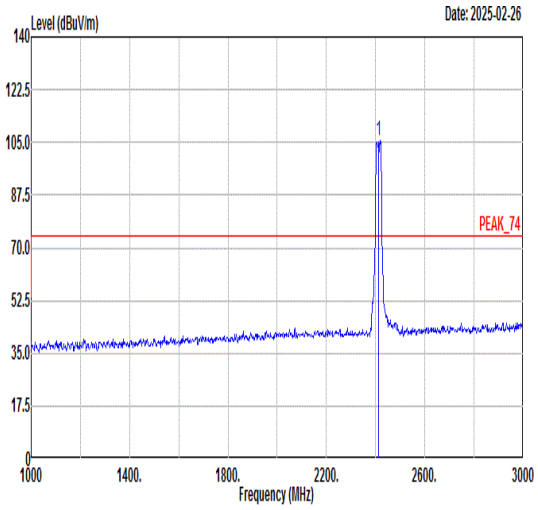 Freq Level Limit Line Margin (dB) Read Level Ant Factor Cable Loss Preamp Factor APos TPos Remark MHz dBuV/m dBuV/m dBuV dB/m dB dB cm deg 1 2412.00 105.57 ------ ------ 103.53 30.78 5.39 34.13 348 312 PEAK
Avg	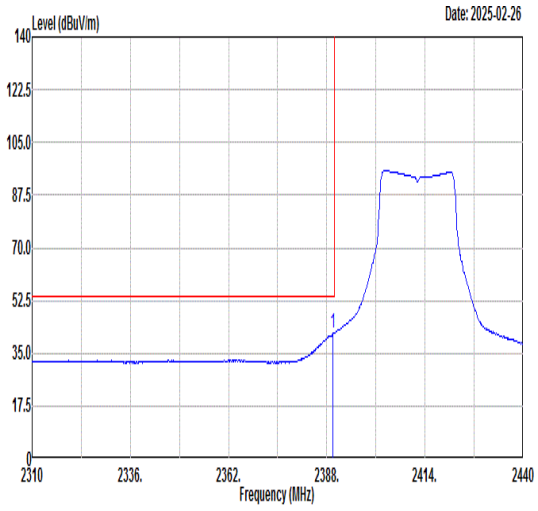 Freq Level Limit Line Margin (dB) Read Level Ant Factor Cable Loss Preamp Factor APos TPos Remark MHz dBuV/m dBuV/m dBuV dB/m dB dB cm deg 1 2389.56 41.91 54.00 -12.09 39.91 30.78 5.36 34.14 348 312 AVERAGE	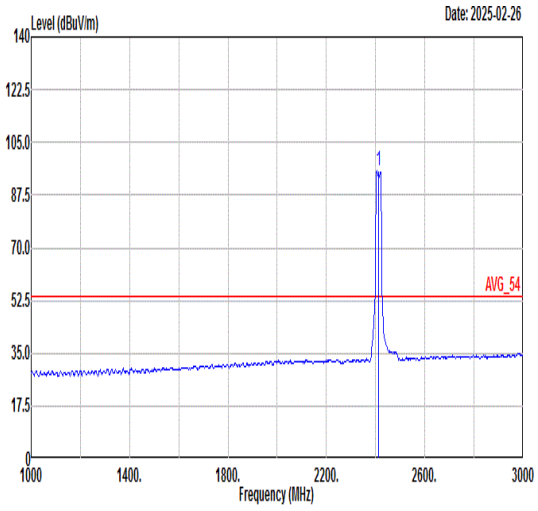 Freq Level Limit Line Margin (dB) Read Level Ant Factor Cable Loss Preamp Factor APos TPos Remark MHz dBuV/m dBuV/m dBuV dB/m dB dB cm deg 1 2412.00 95.52 ------ ------ 93.51 30.78 5.37 34.14 348 312 AVERAGE

Mode	57	
	Harmonic	
	2400-2483.5_802.11ax HE20_CH01_2412MHz	
ANT	0	
Pol.	Horizontal	Vertical
Peak Avg	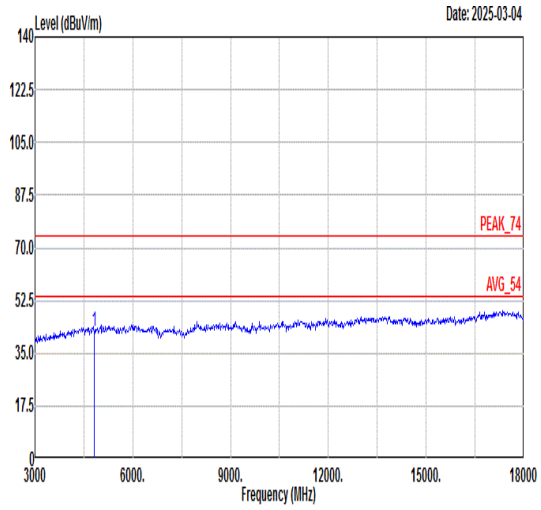 Freq Level Limit Line Margin Read Level Ant Factor Cable Loss Preamp Factor APos TPos Remark MHz dBuV/m dBuV/m dB dBuV dB/m dB dB cm deg 1 4824.00 42.50 74.00 -31.50 62.04 36.42 8.88 64.84 --- --- Peak	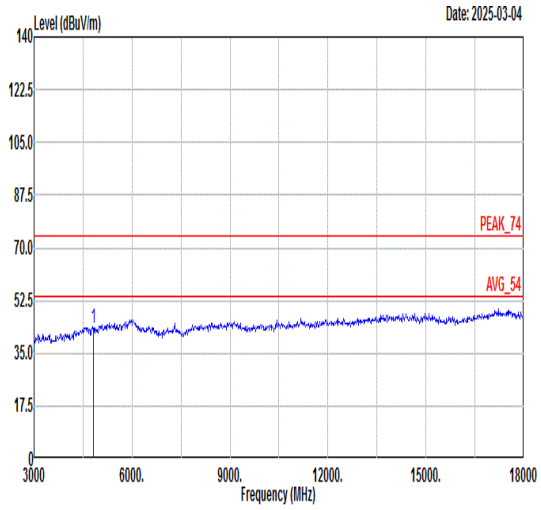 Freq Level Limit Line Margin Read Level Ant Factor Cable Loss Preamp Factor APos TPos Remark MHz dBuV/m dBuV/m dB dBuV dB/m dB dB cm deg 1 4824.00 43.33 74.00 -30.67 62.87 36.42 8.88 64.84 --- --- Peak

Mode	58	
	Harmonic	
	2400-2483.5_802.11ax HE20_CH06_2437MHz	
ANT	0	
Pol.	Horizontal	Vertical
Peak Avg	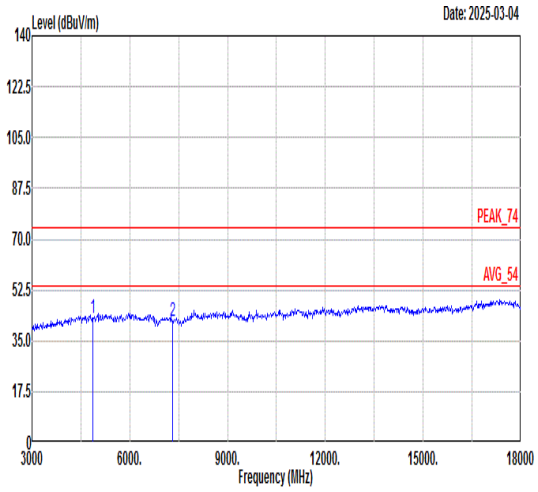 Freq Level Limit Line Margin Read Level Ant Factor Cable Loss Preamp Factor APos TPos Remark MHz dBuV/m dBuV/m dB dBuV dB/m dB dB cm deg 1 4874.00 43.03 74.00 -30.97 62.64 36.50 8.72 64.83 --- --- Peak 2 7311.00 41.90 74.00 -32.10 59.84 36.89 10.18 65.01 --- --- Peak	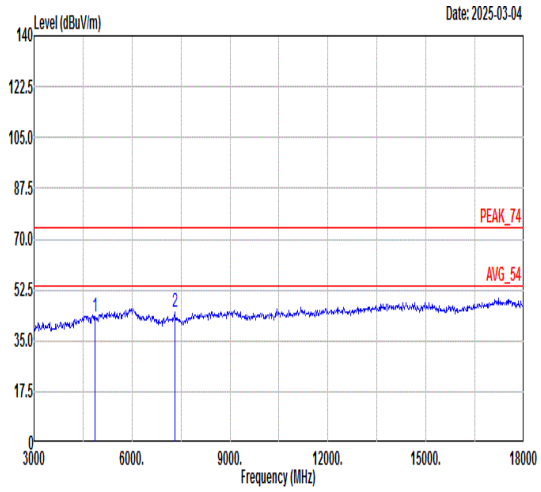 Freq Level Limit Line Margin Read Level Ant Factor Cable Loss Preamp Factor APos TPos Remark MHz dBuV/m dBuV/m dB dBuV dB/m dB dB cm deg 1 4874.00 43.54 74.00 -30.46 63.15 36.50 8.72 64.83 --- --- Peak 2 7311.00 44.77 74.00 -29.23 62.71 36.89 10.18 65.01 --- --- Peak

Mode	59	
	Band Edge	
	2400-2483.5_802.11ax HE20_CH11_2462MHz	
ANT	0	
Pol.	Horizontal	Fundamental
Peak	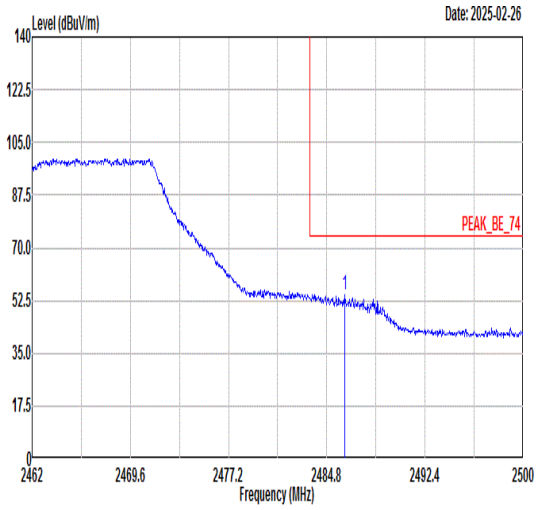 Freq Level Limit Line Margin (dB) Read Level Ant Factor Cable Loss Preamp Factor APos TPos Remark 1 2486.21 54.60 74.00 -19.40 52.45 30.80 5.46 34.11 400 225 PEAK	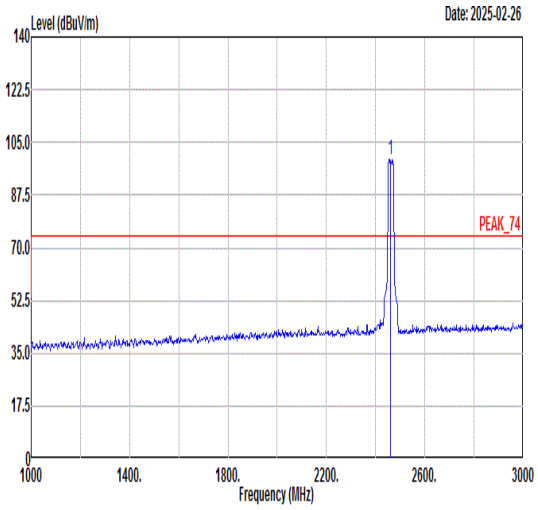 Freq Level Limit Line Margin (dB) Read Level Ant Factor Cable Loss Preamp Factor APos TPos Remark 1 2462.00 99.18 ------ ------ 97.06 30.79 5.44 34.11 400 225 PEAK
Avg	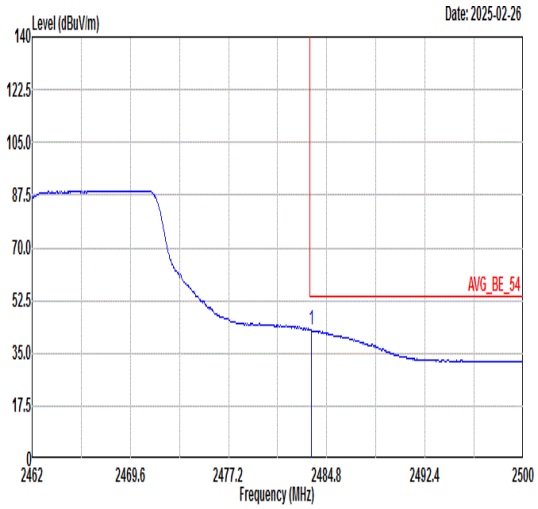 Freq Level Limit Line Margin (dB) Read Level Ant Factor Cable Loss Preamp Factor APos TPos Remark 1 2483.62 42.73 54.00 -11.27 40.58 30.80 5.46 34.11 400 225 AVERAGE	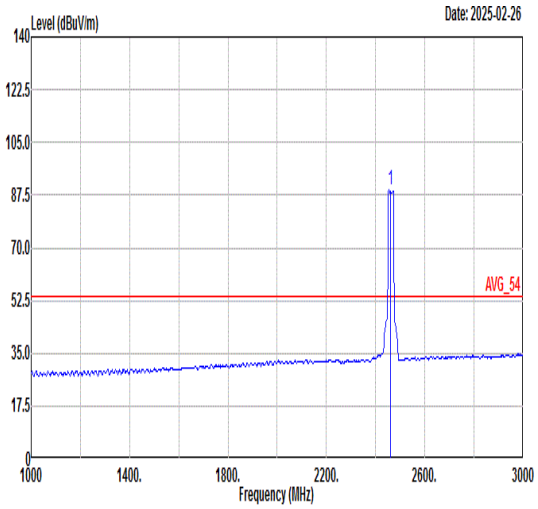 Freq Level Limit Line Margin (dB) Read Level Ant Factor Cable Loss Preamp Factor APos TPos Remark 1 2462.00 89.11 ------ ------ 87.01 30.79 5.43 34.12 400 225 AVERAGE

Mode	59	
	Band Edge	
	2400-2483.5_802.11ax HE20_CH11_2462MHz	
ANT	0	
Pol.	Vertical	Fundamental
Peak	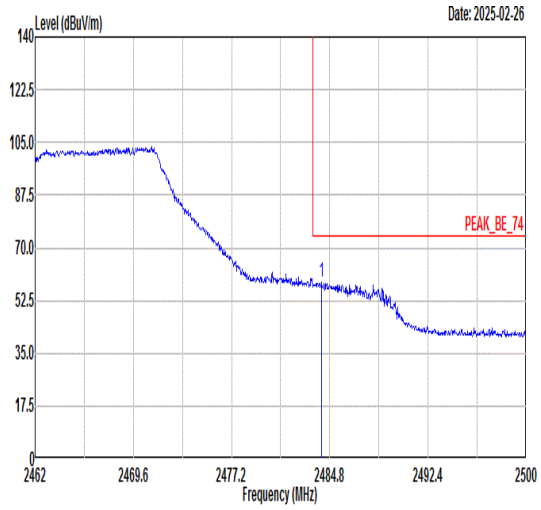 Freq Level Limit Line Margin (dB) Read Level Ant Factor Cable Loss Preamp Factor APos TPos Remark MHz dBuV/m dBuV/m dBuV dB/m dB dB cm deg 1 2484.15 58.77 74.00 -15.23 56.62 30.80 5.46 34.11 362 299 PEAK	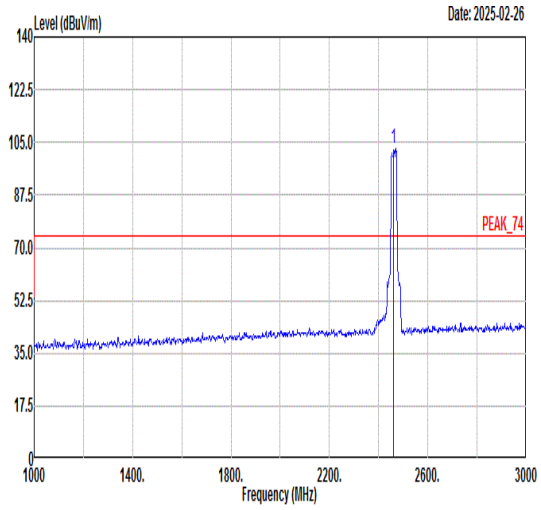 Freq Level Limit Line Margin (dB) Read Level Ant Factor Cable Loss Preamp Factor APos TPos Remark MHz dBuV/m dBuV/m dBuV dB/m dB dB cm deg 1 2462.00 103.15 ------ ------ 101.03 30.79 5.44 34.11 362 299 PEAK
Avg	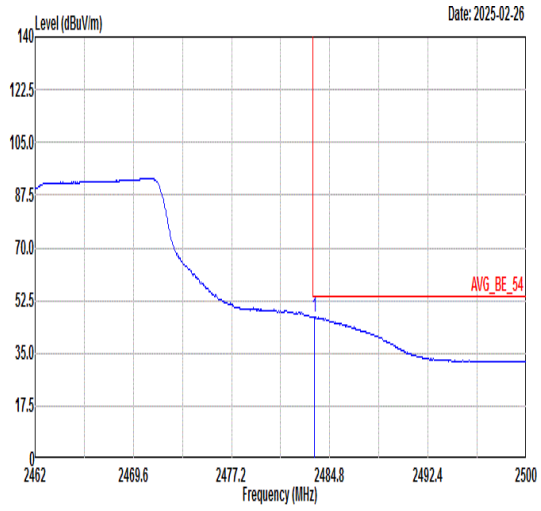 Freq Level Limit Line Margin (dB) Read Level Ant Factor Cable Loss Preamp Factor APos TPos Remark MHz dBuV/m dBuV/m dBuV dB/m dB dB cm deg 1 2483.58 47.00 54.00 -7.00 44.85 30.80 5.46 34.11 362 299 AVERAGE	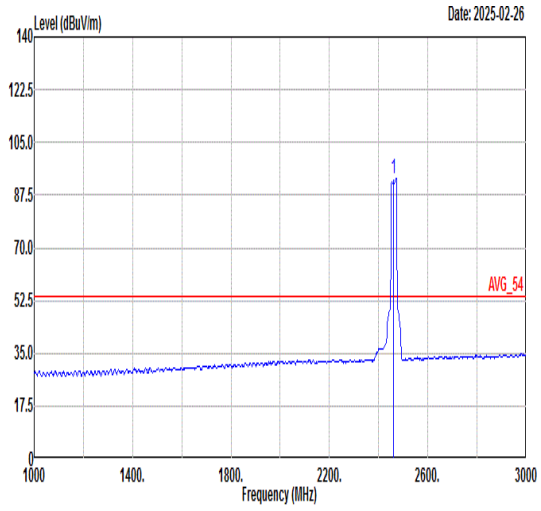 Freq Level Limit Line Margin (dB) Read Level Ant Factor Cable Loss Preamp Factor APos TPos Remark MHz dBuV/m dBuV/m dBuV dB/m dB dB cm deg 1 2462.00 92.92 ------ ------ 90.79 30.79 5.45 34.11 362 299 AVERAGE

Mode	59	
	Harmonic	
	2400-2483.5_802.11ax HE20_CH11_2462MHz	
ANT	0	
Pol.	Horizontal	Vertical
Peak Avg	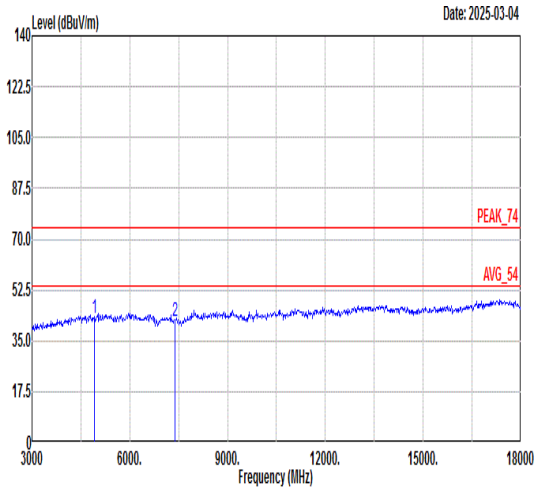 Freq Level Limit Line Margin Read Level Ant Factor Cable Loss Preamp Factor APos TPos Remark MHz dBuV/m dBuV/m dB dBuV dB/m dB dB cm deg 1 4924.00 42.63 74.00 -31.37 62.30 36.58 8.57 64.82 --- --- Peak 2 7386.00 41.88 74.00 -32.12 59.87 36.81 10.18 64.98 --- --- Peak	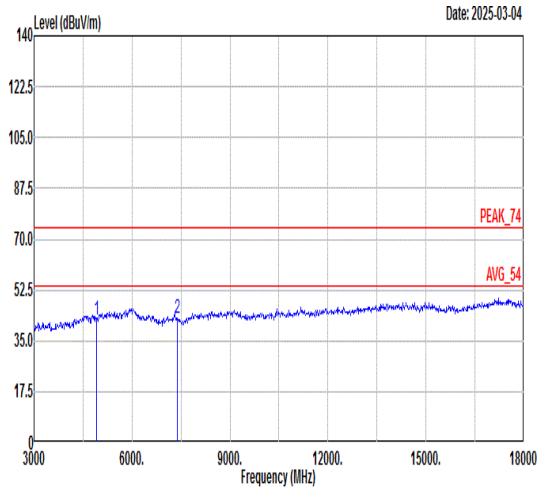 Freq Level Limit Line Margin Read Level Ant Factor Cable Loss Preamp Factor APos TPos Remark MHz dBuV/m dBuV/m dB dBuV dB/m dB dB cm deg 1 4924.00 42.48 74.00 -31.52 62.15 36.58 8.57 64.82 --- --- Peak 2 7386.00 42.72 74.00 -31.28 60.71 36.81 10.18 64.98 --- --- Peak

Mode	60	
	Band Edge - L	
	2400-2483.5_802.11ax HE40_CH03_2422MHz	
ANT	0	
Pol.	Horizontal	Fundamental
Peak	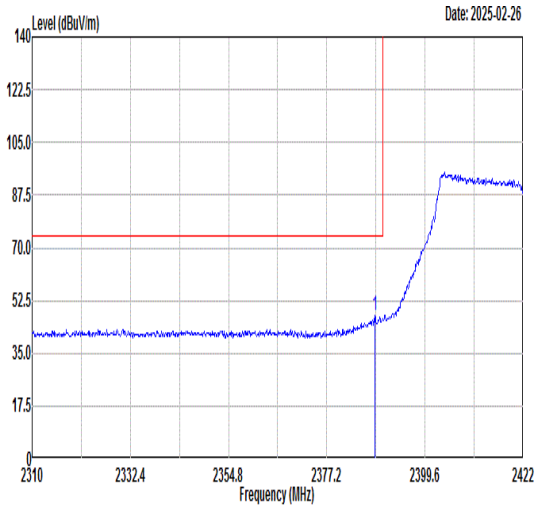 Freq Level Limit Line Margin (dB) Read Level Ant Factor Cable Loss Preamp Factor APos TPos Remark 1 2388.18 47.35 74.00 -26.65 45.35 30.78 5.36 34.14 400 5 PEAK	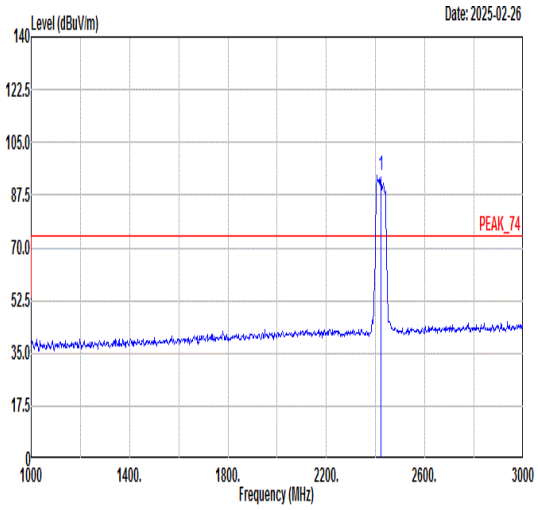 Freq Level Limit Line Margin (dB) Read Level Ant Factor Cable Loss Preamp Factor APos TPos Remark 1 2422.00 94.27 ------ ------ 92.26 30.78 5.37 34.14 400 5 PEAK
Avg	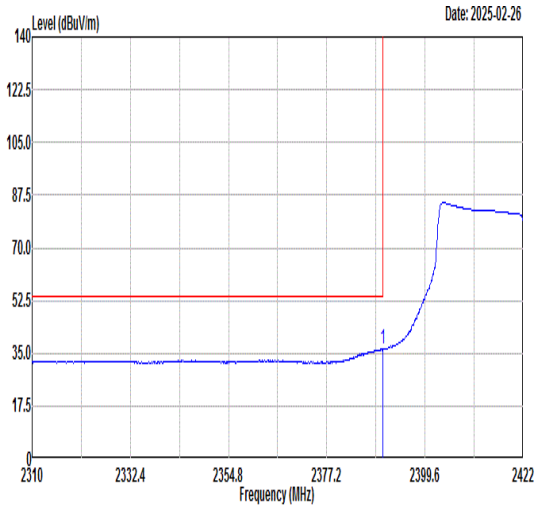 Freq Level Limit Line Margin (dB) Read Level Ant Factor Cable Loss Preamp Factor APos TPos Remark 1 2389.97 36.50 54.00 -17.50 34.50 30.78 5.36 34.14 400 5 AVERAGE	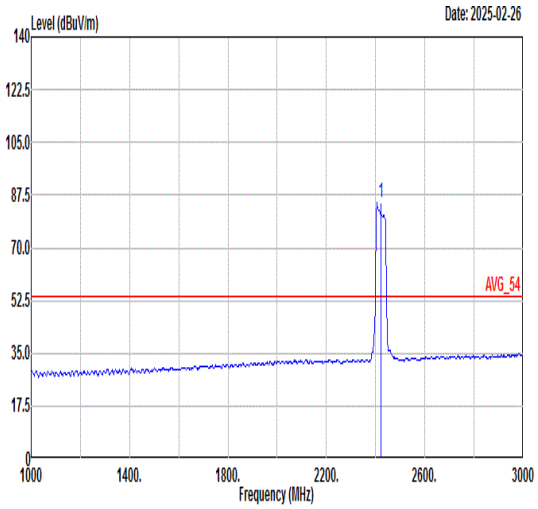 Freq Level Limit Line Margin (dB) Read Level Ant Factor Cable Loss Preamp Factor APos TPos Remark 1 2422.00 84.87 ------ ------ 82.86 30.78 5.37 34.14 400 5 AVERAGE

Mode	60	
	Band Edge - R	
	2400-2483.5_802.11ax HE40_CH03_2422MHz	
ANT	0	
Pol.	Horizontal	Fundamental
Peak	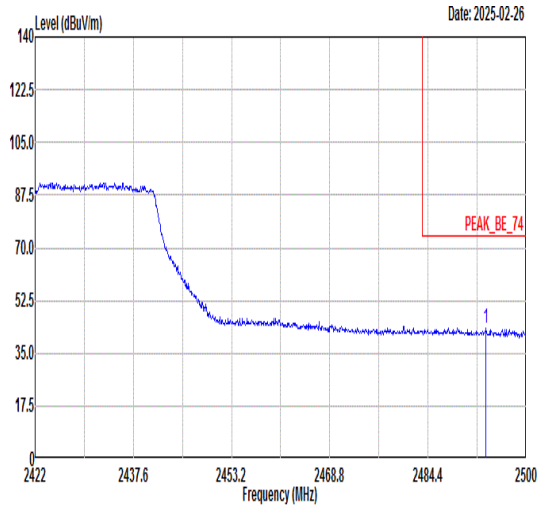 Freq Level Limit Line Margin (dB) Read Level Ant Factor Cable Loss Preamp Factor APos TPos Remark MHz dBuV/m dBuV/m dBuV dB/m dB dB cm deg 1 2493.60 43.30 74.00 -30.70 41.13 30.80 5.47 34.10 400 5 PEAK	Blank
Avg	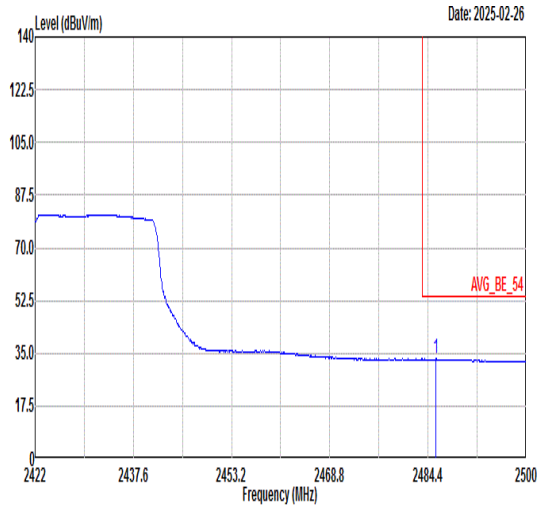 Freq Level Limit Line Margin (dB) Read Level Ant Factor Cable Loss Preamp Factor APos TPos Remark MHz dBuV/m dBuV/m dBuV dB/m dB dB cm deg 1 2485.65 33.07 54.00 -20.93 30.92 30.80 5.46 34.11 400 5 AVERAGE	Blank

Mode	60	
	Band Edge - L	
	2400-2483.5_802.11ax HE40_CH03_2422MHz	
ANT	0	
Pol.	Vertical	Fundamental
Peak	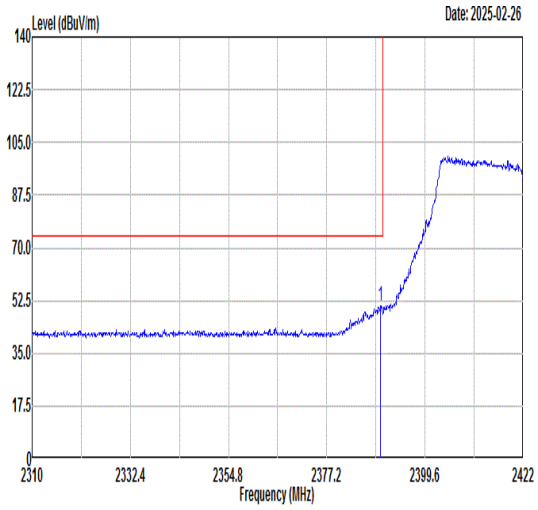 Freq Level Limit Line Margin (dB) Read Level Ant Factor Cable Loss Preamp Factor APos TPos Remark 1 2389.52 50.86 74.00 -23.14 48.86 30.78 5.36 34.14 400 305 PEAK	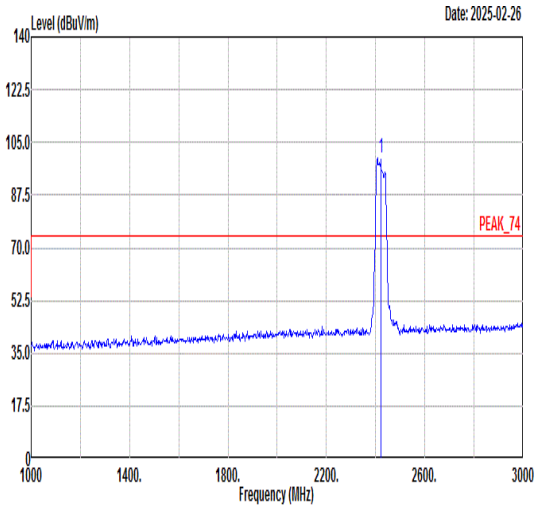 Freq Level Limit Line Margin (dB) Read Level Ant Factor Cable Loss Preamp Factor APos TPos Remark 1 2422.00 99.85 ------ ------ 97.84 30.78 5.37 34.14 400 305 PEAK
Avg	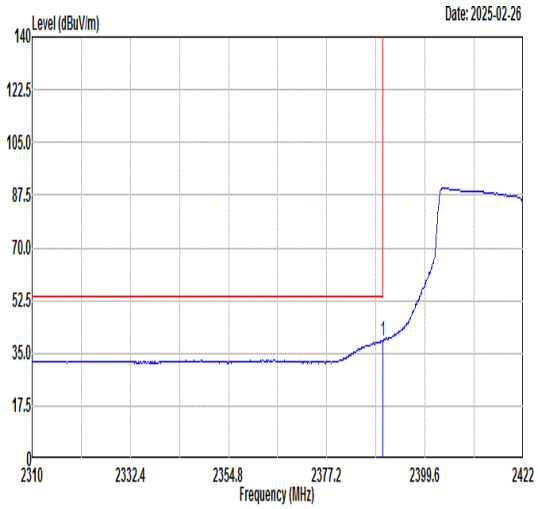 Freq Level Limit Line Margin (dB) Read Level Ant Factor Cable Loss Preamp Factor APos TPos Remark 1 2389.97 39.06 54.00 -14.94 37.06 30.78 5.36 34.14 400 305 AVERAGE	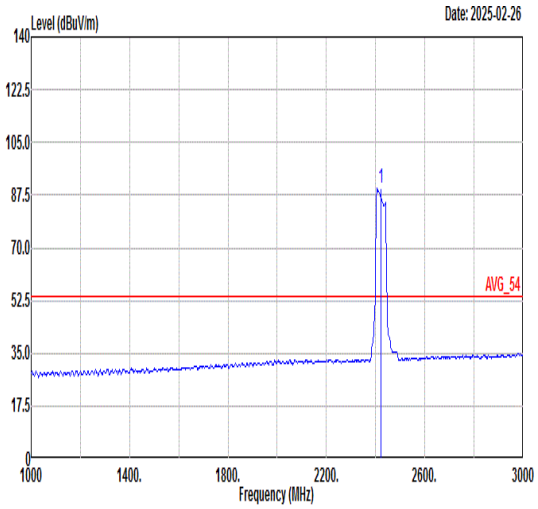 Freq Level Limit Line Margin (dB) Read Level Ant Factor Cable Loss Preamp Factor APos TPos Remark 1 2422.00 89.79 ------ ------ 87.78 30.78 5.37 34.14 400 305 AVERAGE

Mode	60	
	Band Edge - R	
	2400-2483.5_802.11ax HE40_CH03_2422MHz	
ANT	0	
Pol.	Vertical	Fundamental
Peak	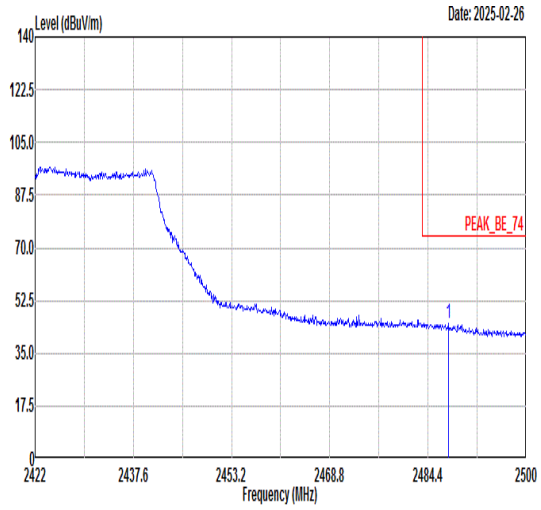 Freq Level Limit Line Margin (dB) Read Level Ant Factor Cable Loss Preamp Factor APos TPos Remark MHz dBuV/m dBuV/m dBuV dB/m dB dB cm deg 1 2487.60 44.76 74.00 -29.24 42.60 30.80 5.46 34.10 400 305 PEAK	Blank
Avg	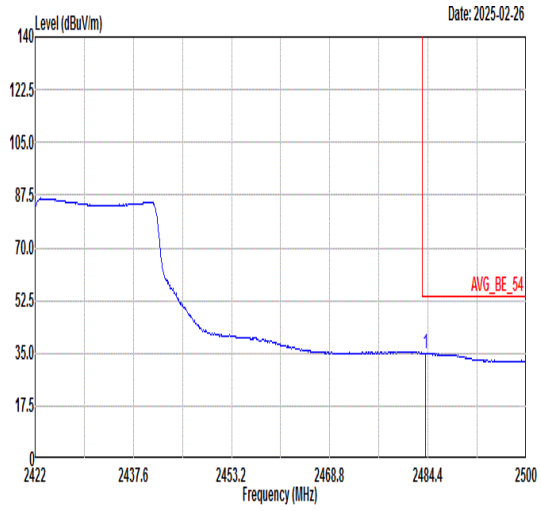 Freq Level Limit Line Margin (dB) Read Level Ant Factor Cable Loss Preamp Factor APos TPos Remark MHz dBuV/m dBuV/m dBuV dB/m dB dB cm deg 1 2484.01 35.06 54.00 -18.94 32.91 30.80 5.46 34.11 400 305 AVERAGE	Blank

Mode	61	
	Band Edge - L	
	2400-2483.5_802.11ax HE40_CH09_2452MHz	
ANT	0	
Pol.	Horizontal	Fundamental
Peak	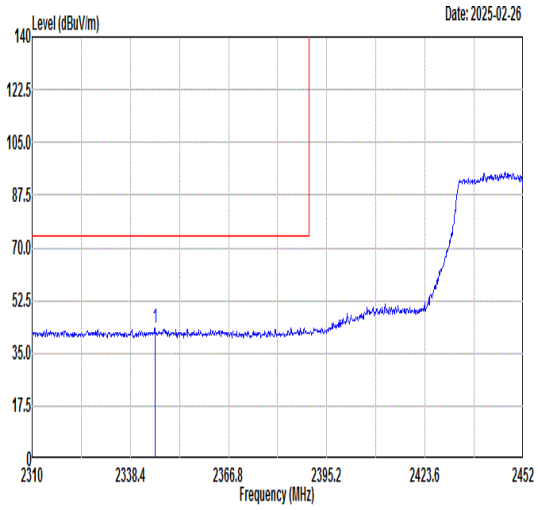 Freq Level Limit Line Margin (dB) Read Level Ant Factor Cable Loss Preamp Factor APos TPos Remark 1 2345.50 43.46 74.00 -30.54 41.53 30.77 5.32 34.16 400 225 PEAK	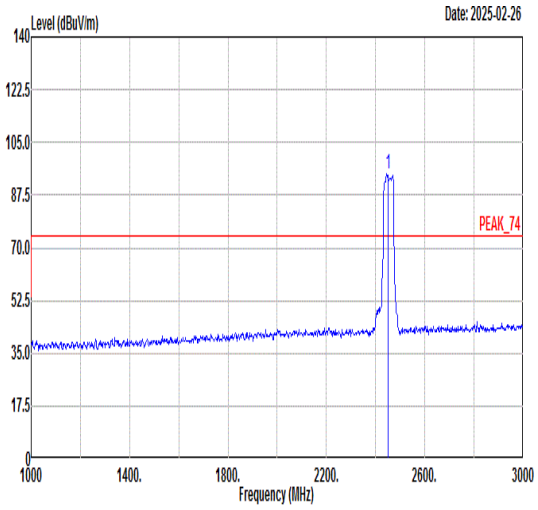 Freq Level Limit Line Margin (dB) Read Level Ant Factor Cable Loss Preamp Factor APos TPos Remark 1 2452.00 94.74 ------ ------ 92.65 30.79 5.42 34.12 400 225 PEAK
Avg	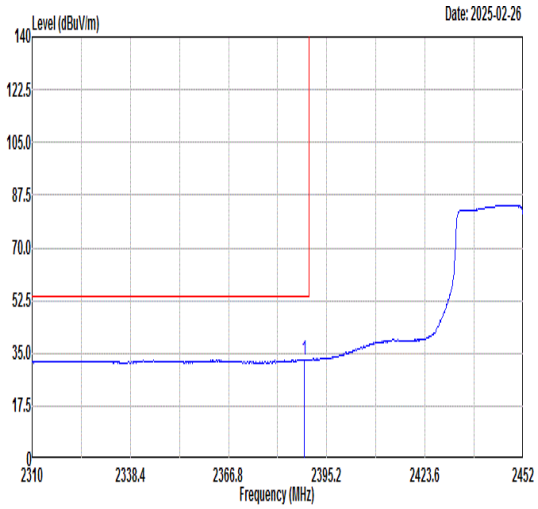 Freq Level Limit Line Margin (dB) Read Level Ant Factor Cable Loss Preamp Factor APos TPos Remark 1 2388.67 32.95 54.00 -21.05 30.95 30.78 5.36 34.14 400 225 AVERAGE	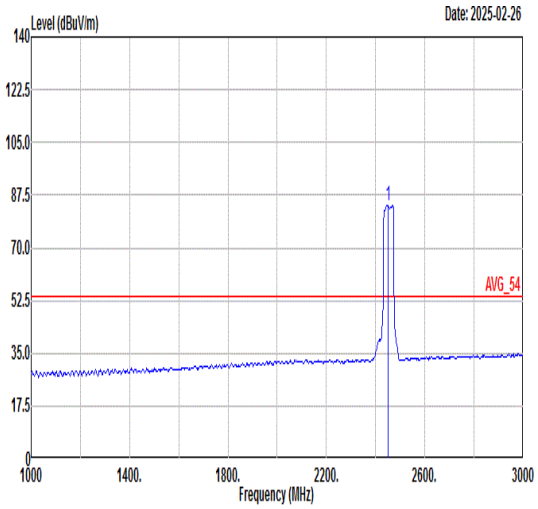 Freq Level Limit Line Margin (dB) Read Level Ant Factor Cable Loss Preamp Factor APos TPos Remark 1 2452.00 84.10 ------ ------ 81.98 30.79 5.44 34.11 400 225 AVERAGE

Mode	61	
	Band Edge - R	
	2400-2483.5_802.11ax HE40_CH09_2452MHz	
ANT	0	
Pol.	Horizontal	Fundamental
Peak	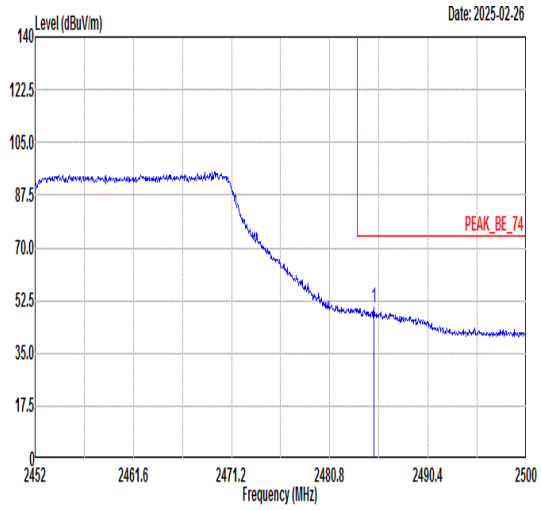 Freq Level Limit Line Margin (dB) Read Level Ant Factor Cable Loss Preamp Factor APos TPos Remark MHz dBuV/m dBuV/m dBuV dB/m dB dB cm deg 1 2485.12 50.27 74.00 -23.73 48.12 30.80 5.46 34.11 400 225 PEAK	Blank
Avg	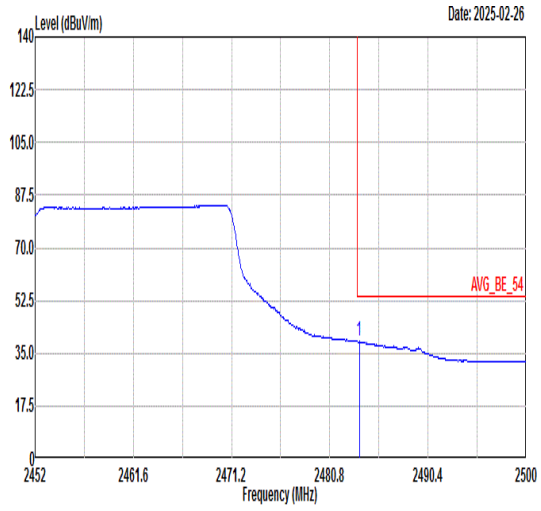 Freq Level Limit Line Margin (dB) Read Level Ant Factor Cable Loss Preamp Factor APos TPos Remark MHz dBuV/m dBuV/m dBuV dB/m dB dB cm deg 1 2483.68 38.86 54.00 -15.14 36.71 30.80 5.46 34.11 400 225 AVERAGE	Blank

Mode	61	
	Band Edge - L	
	2400-2483.5_802.11ax HE40_CH09_2452MHz	
ANT	0	
Pol.	Vertical	Fundamental
Peak	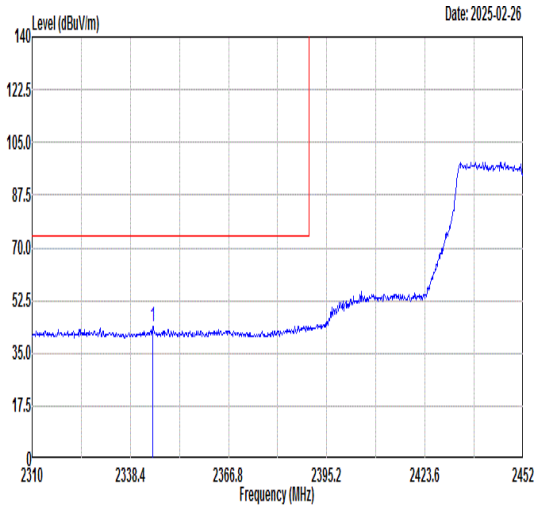 Freq Level Limit Line Margin (dB) Read Level Ant Factor Cable Loss Preamp Factor APos TPos Remark MHz dBuV/m dBuV/m dBuV dB/m dB dB cm deg 1 2344.93 44.02 74.00 -29.98 42.09 30.77 5.32 34.16 363 299 PEAK	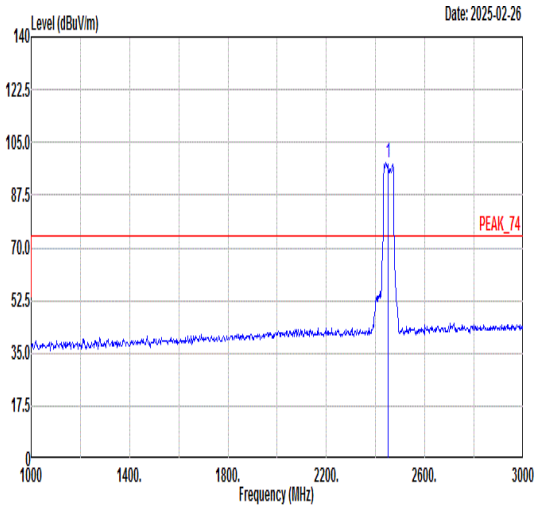 Freq Level Limit Line Margin (dB) Read Level Ant Factor Cable Loss Preamp Factor APos TPos Remark MHz dBuV/m dBuV/m dBuV dB/m dB dB cm deg 1 2452.00 98.06 ------ ------ 95.98 30.79 5.41 34.12 363 299 PEAK
Avg	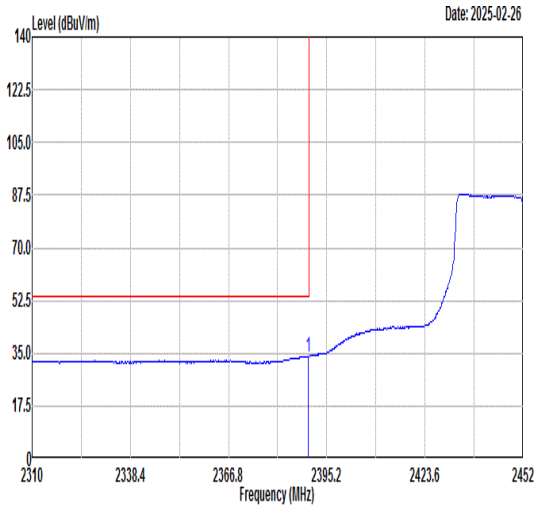 Freq Level Limit Line Margin (dB) Read Level Ant Factor Cable Loss Preamp Factor APos TPos Remark MHz dBuV/m dBuV/m dBuV dB/m dB dB cm deg 1 2389.95 34.04 54.00 -19.96 32.04 30.78 5.36 34.14 363 299 AVERAGE	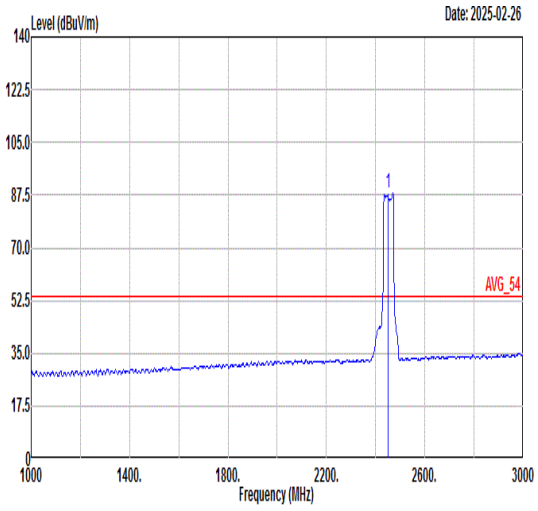 Freq Level Limit Line Margin (dB) Read Level Ant Factor Cable Loss Preamp Factor APos TPos Remark MHz dBuV/m dBuV/m dBuV dB/m dB dB cm deg 1 2452.00 88.02 ------ ------ 85.90 30.79 5.44 34.11 363 299 AVERAGE

Mode	61	
	Band Edge - R	
	2400-2483.5_802.11ax HE40_CH09_2452MHz	
ANT	0	
Pol.	Vertical	Fundamental
Peak	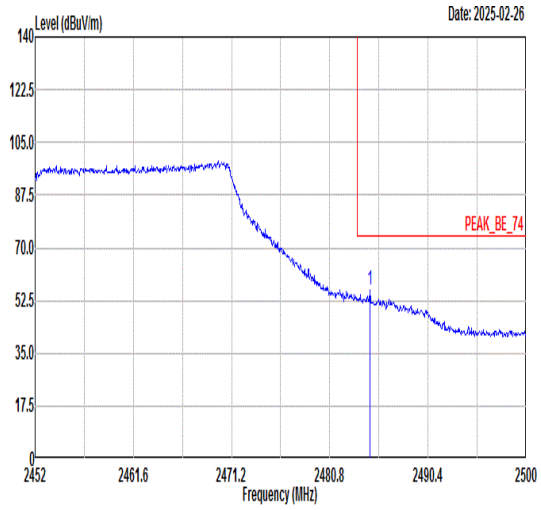 Freq Level Limit Line Margin (dB) Read Level Ant Factor Cable Loss Preamp Factor APos TPos Remark MHz dBuV/m dBuV/m dBuV dB/m dB dB cm deg 1 2484.74 55.96 74.00 -18.04 53.81 30.80 5.46 34.11 363 299 PEAK	Blank
Avg	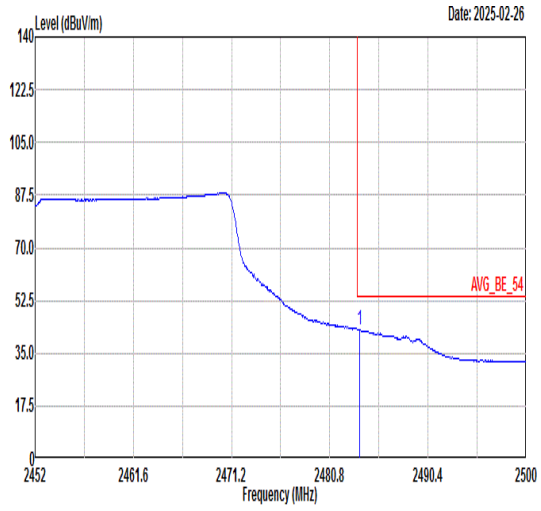 Freq Level Limit Line Margin (dB) Read Level Ant Factor Cable Loss Preamp Factor APos TPos Remark MHz dBuV/m dBuV/m dBuV dB/m dB dB cm deg 1 2483.73 42.91 54.00 -11.09 40.76 30.80 5.46 34.11 363 299 AVERAGE	Blank

Mode	62	
	Band Edge	
	2400-2483.5_802.11ax HE20_CH01_Partial RU_2412MHz	
ANT	0	
Pol.	Horizontal	Fundamental
Peak	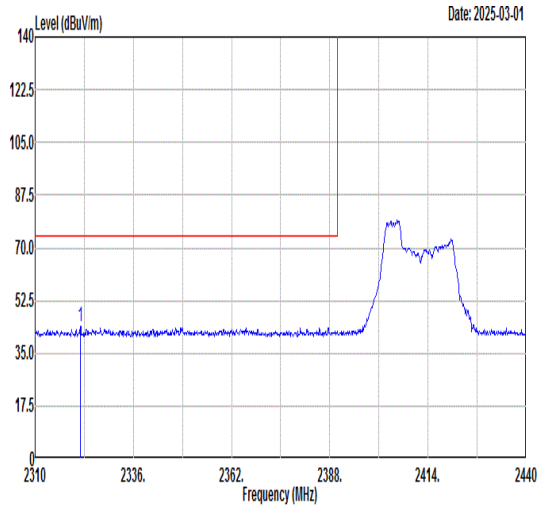 Freq Level Limit Line Margin (dB) Read Level Ant Factor Cable Loss Preamp Factor APos TPos Remark MHz dBuV/m dBuV/m dBuV dB/m dB dB cm deg 1 2321.96 43.76 74.00 -30.24 41.87 30.76 5.30 34.17 200 311 PEAK	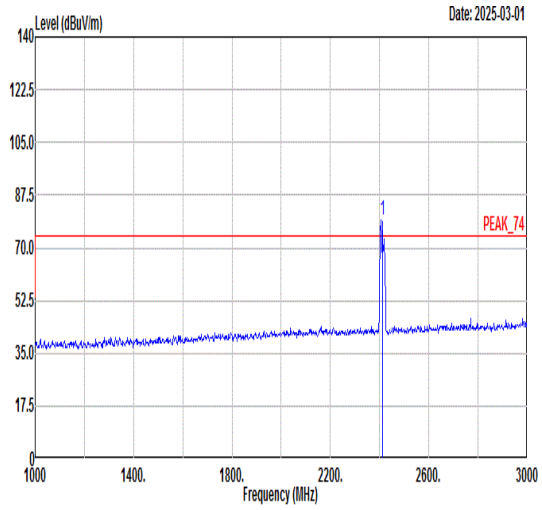 Freq Level Limit Line Margin (dB) Read Level Ant Factor Cable Loss Preamp Factor APos TPos Remark MHz dBuV/m dBuV/m dBuV dB/m dB dB cm deg 1 2412.00 79.06 ------ ------ 77.05 30.78 5.37 34.14 200 311 PEAK
Avg	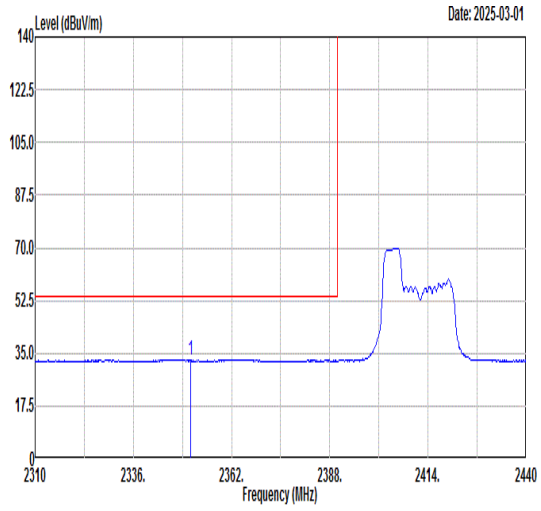 Freq Level Limit Line Margin (dB) Read Level Ant Factor Cable Loss Preamp Factor APos TPos Remark MHz dBuV/m dBuV/m dBuV dB/m dB dB cm deg 1 2351.08 32.99 54.00 -21.01 31.05 30.77 5.33 34.16 200 311 AVERAGE	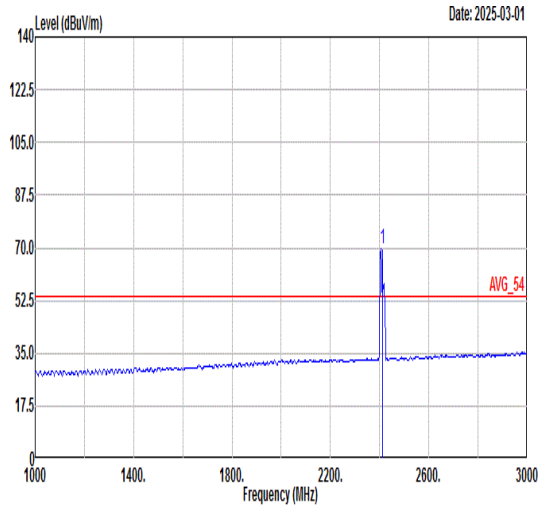 Freq Level Limit Line Margin (dB) Read Level Ant Factor Cable Loss Preamp Factor APos TPos Remark MHz dBuV/m dBuV/m dBuV dB/m dB dB cm deg 1 2412.00 69.76 ------ ------ 67.75 30.78 5.37 34.14 200 311 AVERAGE

Mode	62	
	Band Edge	
	2400-2483.5_802.11ax HE20_CH01_Partial RU_2412MHz	
ANT	0	
Pol.	Vertical	Fundamental
Peak	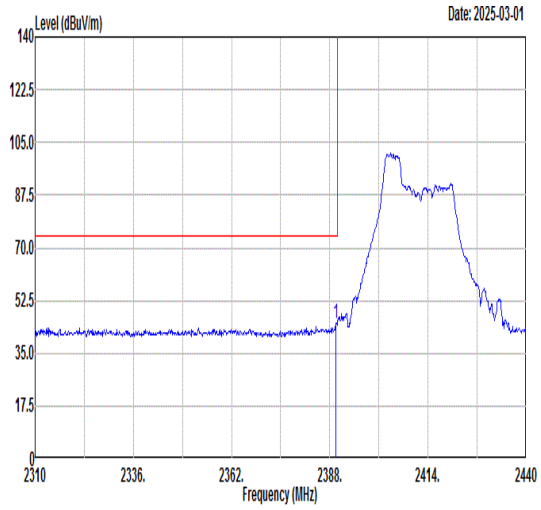 Freq Level Limit Line Margin (dB) Read Level Ant Factor Cable Loss Preamp Factor APos TPos Remark 1 2389.69 44.82 74.00 -29.18 42.82 30.78 5.36 34.14 400 326 PEAK	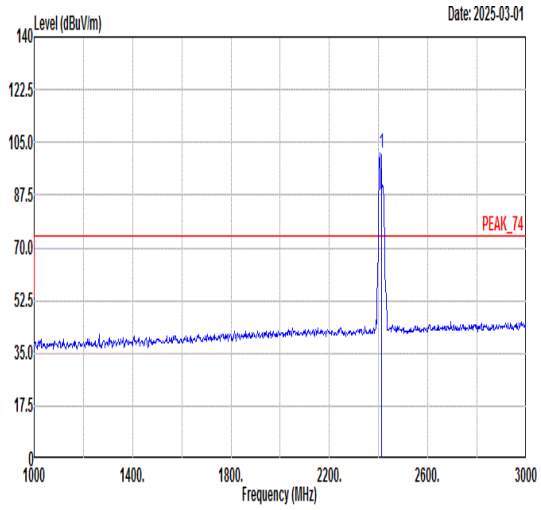 Freq Level Limit Line Margin (dB) Read Level Ant Factor Cable Loss Preamp Factor APos TPos Remark 1 2412.00 101.63 ------ ------ 99.62 30.78 5.37 34.14 400 326 PEAK
Avg	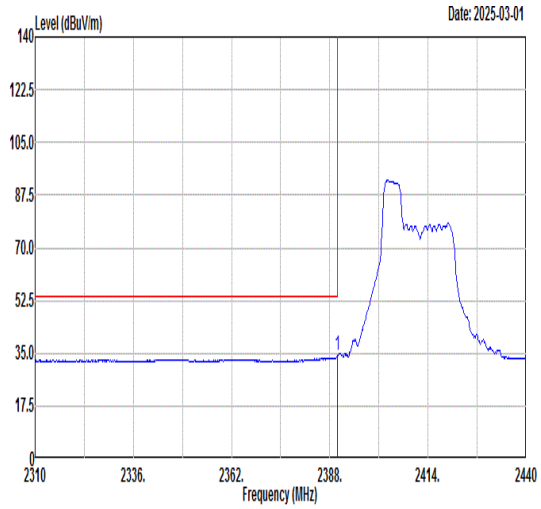 Freq Level Limit Line Margin (dB) Read Level Ant Factor Cable Loss Preamp Factor APos TPos Remark 1 2389.95 34.21 54.00 -19.79 32.21 30.78 5.36 34.14 400 326 AVERAGE	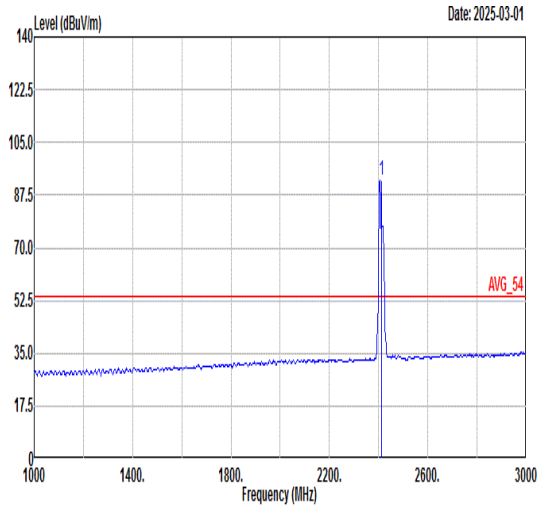 Freq Level Limit Line Margin (dB) Read Level Ant Factor Cable Loss Preamp Factor APos TPos Remark 1 2412.00 92.22 ------ ------ 90.21 30.78 5.37 34.14 400 326 AVERAGE

Mode	63	
	Band Edge	
	2400-2483.5_802.11ax HE20_CH11_Partial RU_2462MHz	
ANT	0	
Pol.	Horizontal	Fundamental
Peak	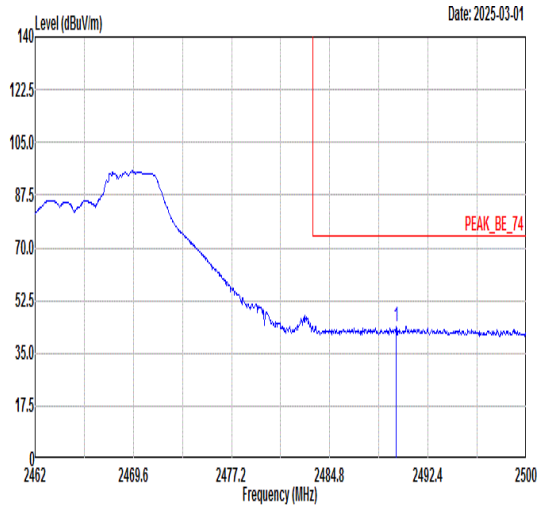 Freq Level Limit Line Margin (dB) Read Level Ant Factor Cable Loss Preamp Factor APos TPos Remark 1 2489.93 43.86 74.00 -30.14 41.69 30.80 5.47 34.10 334 360 PEAK	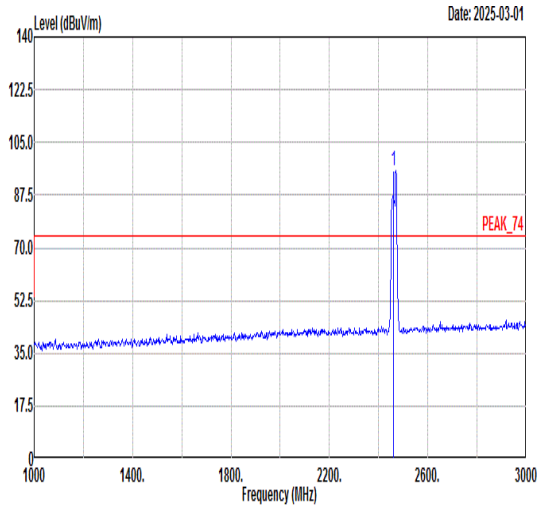 Freq Level Limit Line Margin (dB) Read Level Ant Factor Cable Loss Preamp Factor APos TPos Remark 1 2462.00 95.41 ------ ------ 93.29 30.79 5.44 34.11 334 360 PEAK
Avg	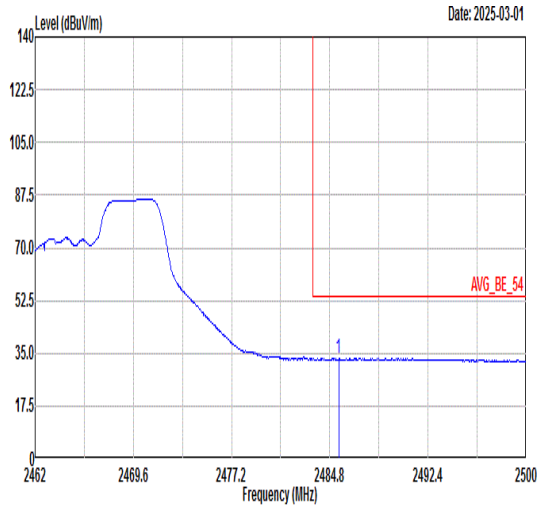 Freq Level Limit Line Margin (dB) Read Level Ant Factor Cable Loss Preamp Factor APos TPos Remark 1 2485.48 33.28 54.00 -20.72 31.13 30.80 5.46 34.11 334 360 AVERAGE	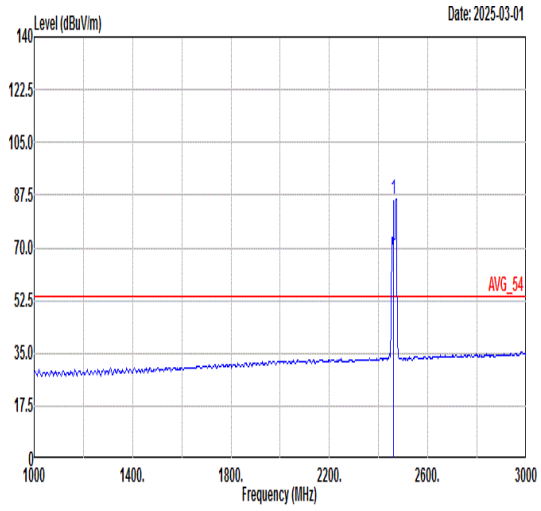 Freq Level Limit Line Margin (dB) Read Level Ant Factor Cable Loss Preamp Factor APos TPos Remark 1 2462.00 85.91 ------ ------ 83.78 30.79 5.45 34.11 334 360 AVERAGE

Mode	63	
	Band Edge	
	2400-2483.5_802.11ax HE20_CH11_Partial RU_2462MHz	
ANT	0	
Pol.	Vertical	Fundamental
Peak	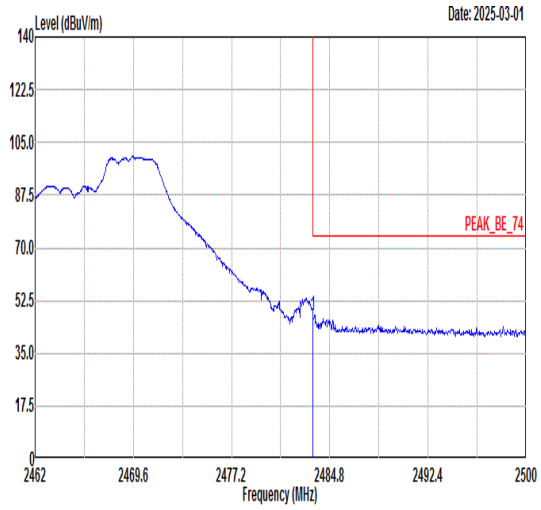 Freq Level Limit Line Margin (dB) Read Level Ant Factor Cable Loss Preamp Factor APos TPos Remark 1 2483.51 47.79 74.00 -26.21 45.64 30.80 5.46 34.11 300 308 PEAK	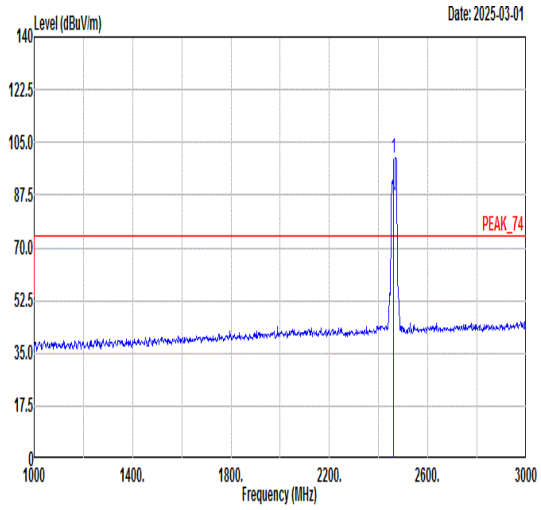 Freq Level Limit Line Margin (dB) Read Level Ant Factor Cable Loss Preamp Factor APos TPos Remark 1 2462.00 99.94 ------ ------ 97.82 30.79 5.44 34.11 300 308 PEAK
Avg	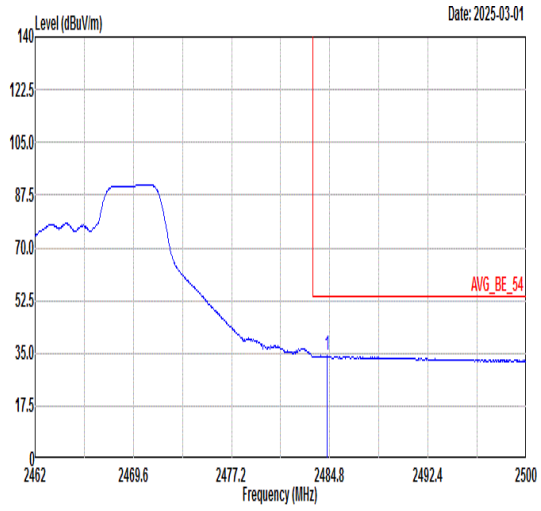 Freq Level Limit Line Margin (dB) Read Level Ant Factor Cable Loss Preamp Factor APos TPos Remark 1 2484.57 34.18 54.00 -19.82 32.03 30.80 5.46 34.11 300 308 AVERAGE	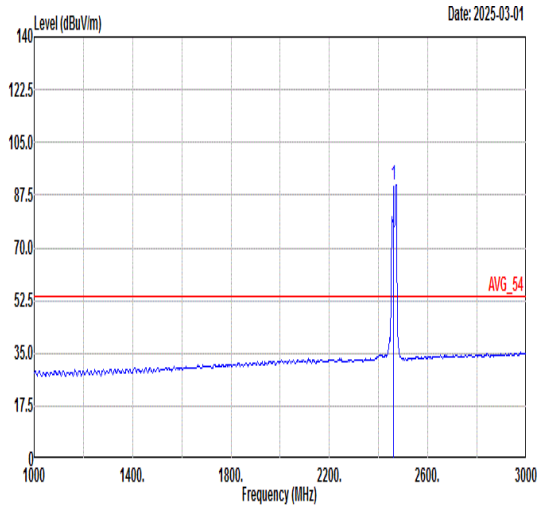 Freq Level Limit Line Margin (dB) Read Level Ant Factor Cable Loss Preamp Factor APos TPos Remark 1 2462.00 90.89 ------ ------ 88.76 30.79 5.45 34.11 300 308 AVERAGE

Mode	73	
	Band Edge	
	2400-2483.5_802.11b_CH01_2412MHz	
ANT	1	
Pol.	Horizontal	Fundamental
Peak	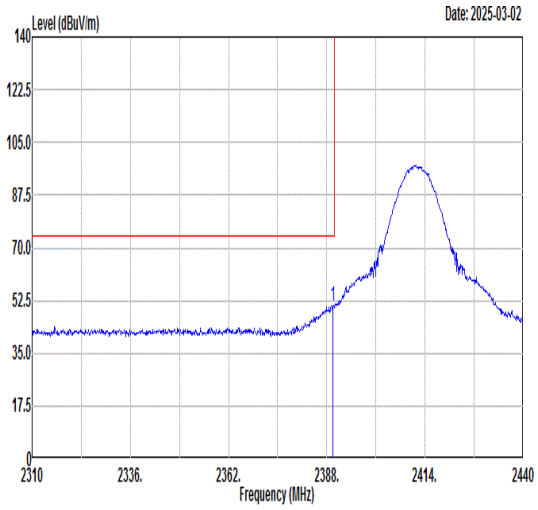 Freq Level Limit Line Margin (dB) Read Level Ant Factor Cable Loss Preamp Factor APos TPos Remark 1 2389.69 50.73 74.00 -23.27 48.73 30.78 5.36 34.14 389 51 PEAK	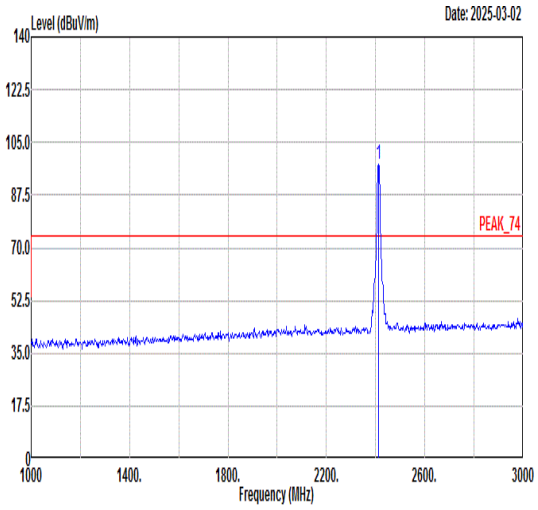 Freq Level Limit Line Margin (dB) Read Level Ant Factor Cable Loss Preamp Factor APos TPos Remark 1 2412.00 97.90 ------ ------ 95.88 30.78 5.38 34.14 389 51 PEAK
Avg	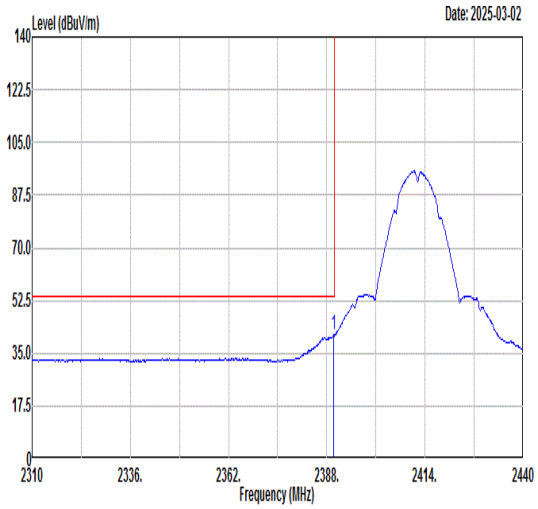 Freq Level Limit Line Margin (dB) Read Level Ant Factor Cable Loss Preamp Factor APos TPos Remark 1 2389.82 41.08 54.00 -12.92 39.08 30.78 5.36 34.14 389 51 AVERAGE	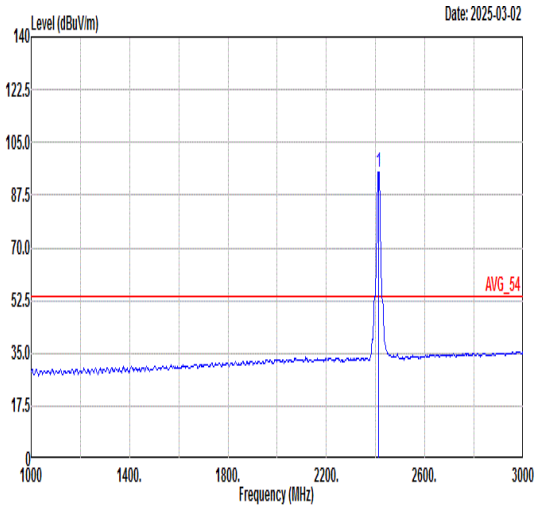 Freq Level Limit Line Margin (dB) Read Level Ant Factor Cable Loss Preamp Factor APos TPos Remark 1 2412.00 95.26 ------ ------ 93.24 30.78 5.38 34.14 389 51 AVERAGE

Mode	73	
	Band Edge	
	2400-2483.5_802.11b_CH01_2412MHz	
ANT	1	
Pol.	Vertical	Fundamental
Peak	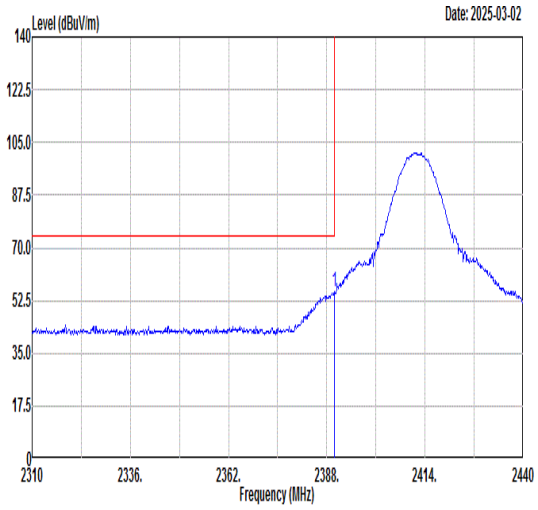 Freq Level Limit Line Margin (dB) Read Level Ant Factor Cable Loss Preamp Factor APos TPos Remark 1 2389.95 55.48 74.00 -18.52 53.48 30.78 5.36 34.14 300 150 PEAK	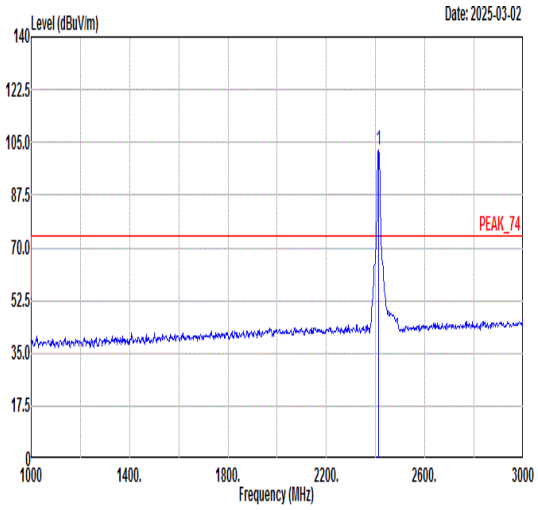 Freq Level Limit Line Margin (dB) Read Level Ant Factor Cable Loss Preamp Factor APos TPos Remark 1 2412.00 102.28 ------ ------ 100.26 30.78 5.38 34.14 300 150 PEAK
Avg	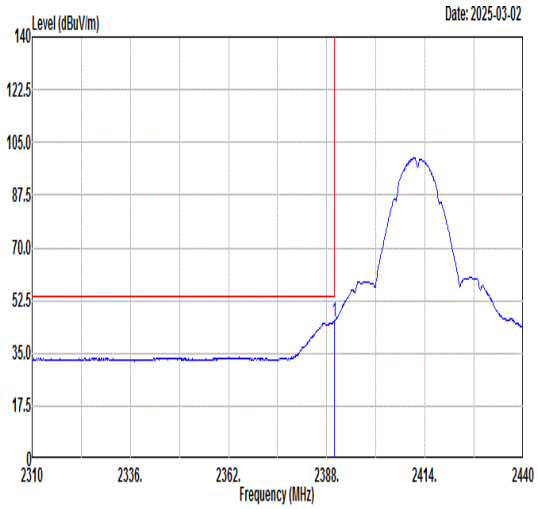 Freq Level Limit Line Margin (dB) Read Level Ant Factor Cable Loss Preamp Factor APos TPos Remark 1 2389.95 45.64 54.00 -8.36 43.64 30.78 5.36 34.14 300 150 AVERAGE	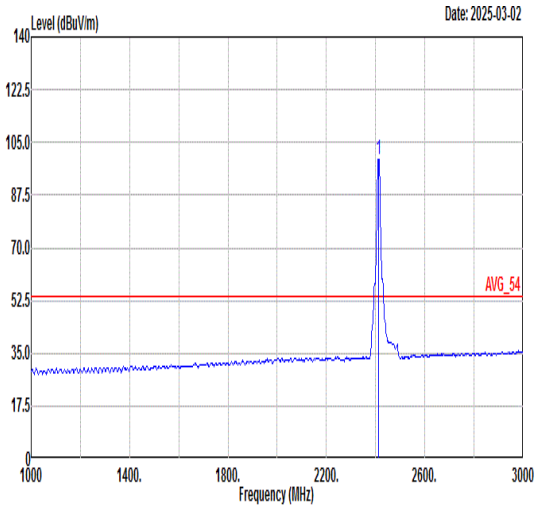 Freq Level Limit Line Margin (dB) Read Level Ant Factor Cable Loss Preamp Factor APos TPos Remark 1 2412.00 99.58 ------ ------ 97.56 30.78 5.38 34.14 300 150 AVERAGE

Mode	73	
	Harmonic	
	2400-2483.5_802.11b_CH01_2412MHz	
ANT	1	
Pol.	Horizontal	Vertical
Peak Avg	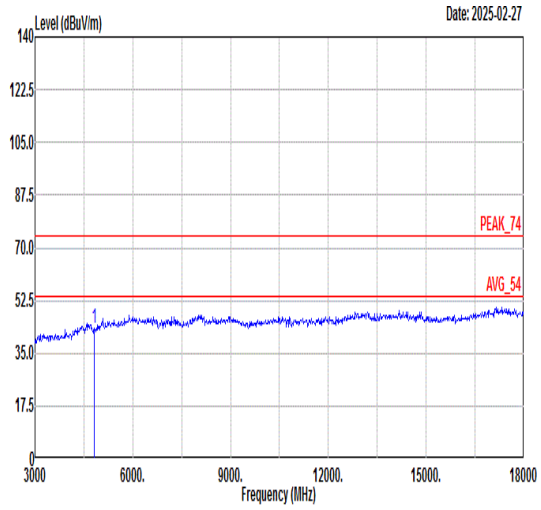 Freq Level Limit Line Margin Read Level Ant Factor Cable Loss Preamp Factor APos TPos Remark MHz dBuV/m dBuV/m dB dBuV dB/m dB dB cm deg 1 4824.00 43.47 74.00 -30.53 63.01 36.42 8.88 64.84 --- --- Peak	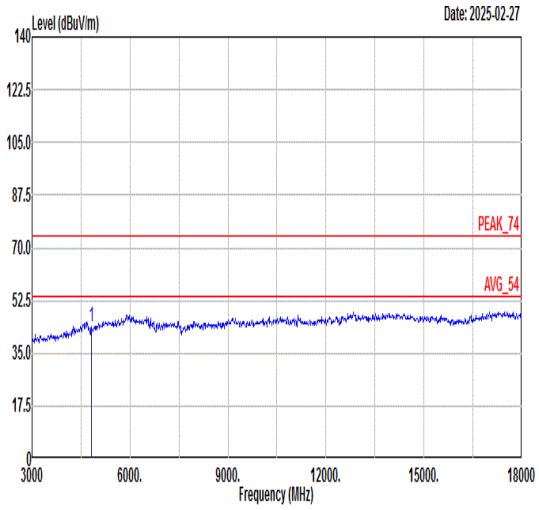 Freq Level Limit Line Margin Read Level Ant Factor Cable Loss Preamp Factor APos TPos Remark MHz dBuV/m dBuV/m dB dBuV dB/m dB dB cm deg 1 4824.00 43.76 74.00 -30.24 63.30 36.42 8.88 64.84 --- --- Peak

Mode	74	
	Harmonic	
	2400-2483.5_802.11b_CH06_2437MHz	
ANT	1	
Pol.	Horizontal	Vertical
Peak Avg	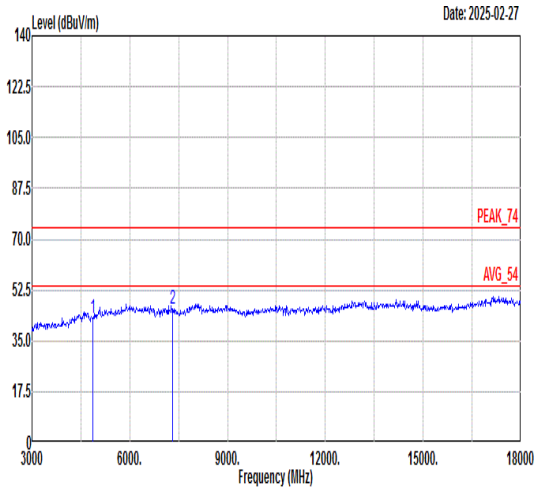 Freq Level Limit Line Margin Read Level Ant Factor Cable Loss Preamp Factor APos TPos Remark MHz dBuV/m dBuV/m dB dBuV dB/m dB dB cm deg 1 4874.00 43.02 74.00 -30.98 62.63 36.50 8.72 64.83 --- --- Peak 2 7311.00 45.78 74.00 -28.22 63.72 36.89 10.18 65.01 --- --- Peak	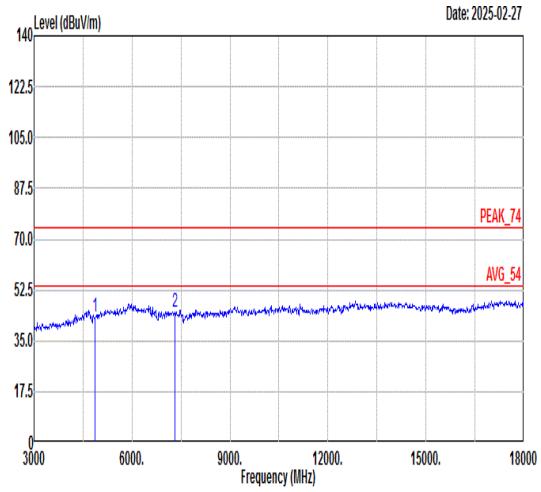 Freq Level Limit Line Margin Read Level Ant Factor Cable Loss Preamp Factor APos TPos Remark MHz dBuV/m dBuV/m dB dBuV dB/m dB dB cm deg 1 4874.00 43.42 74.00 -30.58 63.03 36.50 8.72 64.83 --- --- Peak 2 7311.00 45.05 74.00 -28.95 62.99 36.89 10.18 65.01 --- --- Peak

Mode	75	
	Band Edge	
	2400-2483.5_802.11b_CH11_2462MHz	
ANT	1	
Pol.	Horizontal	Fundamental
Peak	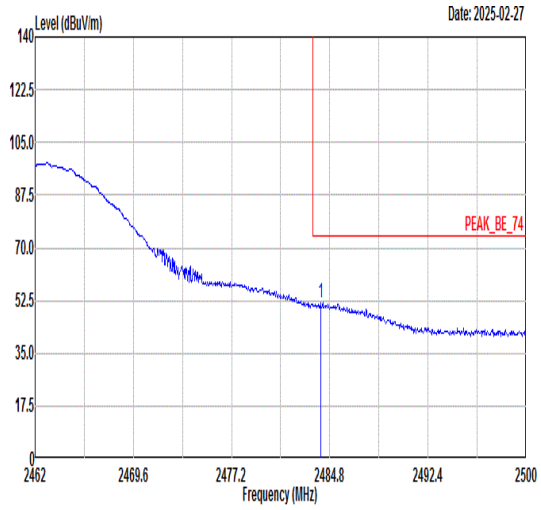 Freq Level Limit Line Margin (dB) Read Level Ant Factor Cable Loss Preamp Factor APos TPos Remark 1 2484.08 51.69 74.00 -22.31 49.54 30.80 5.46 34.11 400 50 PEAK	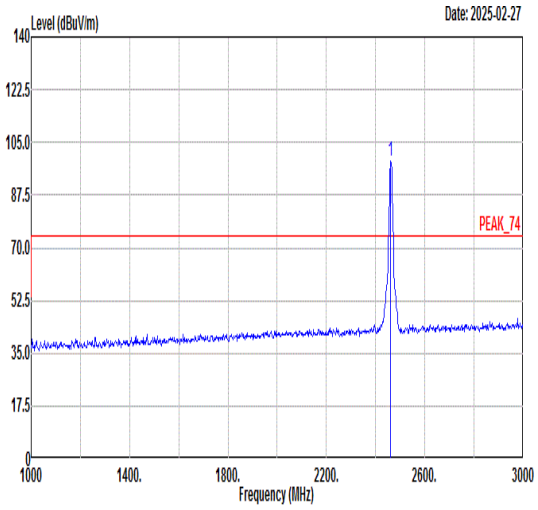 Freq Level Limit Line Margin (dB) Read Level Ant Factor Cable Loss Preamp Factor APos TPos Remark 1 2462.00 98.90 ------ ------ 96.79 30.79 5.44 34.12 400 50 PEAK
Avg	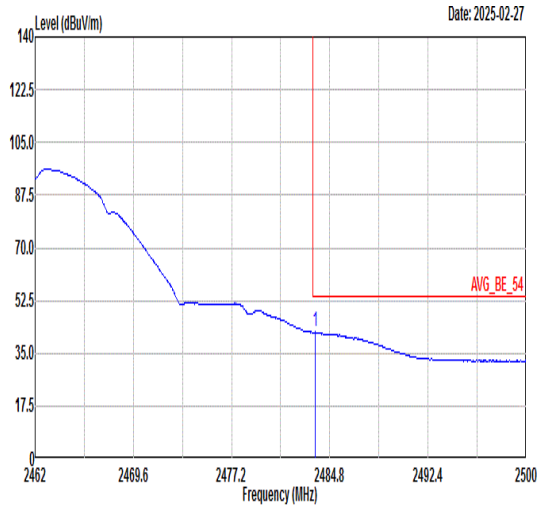 Freq Level Limit Line Margin (dB) Read Level Ant Factor Cable Loss Preamp Factor APos TPos Remark 1 2483.66 42.01 54.00 -11.99 39.86 30.80 5.46 34.11 400 50 AVERAGE	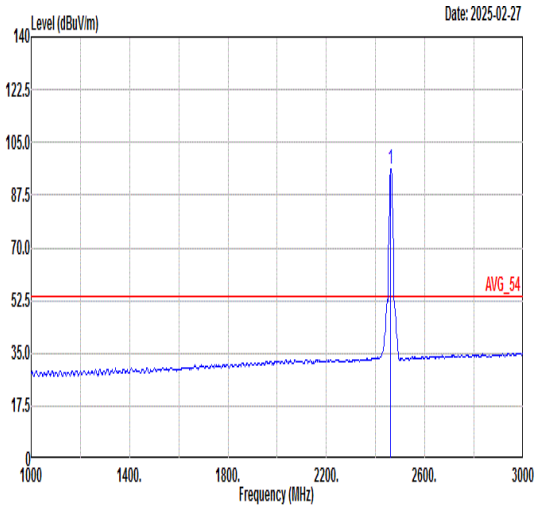 Freq Level Limit Line Margin (dB) Read Level Ant Factor Cable Loss Preamp Factor APos TPos Remark 1 2462.00 96.33 ------ ------ 94.21 30.79 5.44 34.11 400 50 AVERAGE

Mode	75	
	Band Edge	
	2400-2483.5_802.11b_CH11_2462MHz	
ANT	1	
Pol.	Vertical	Fundamental
Peak	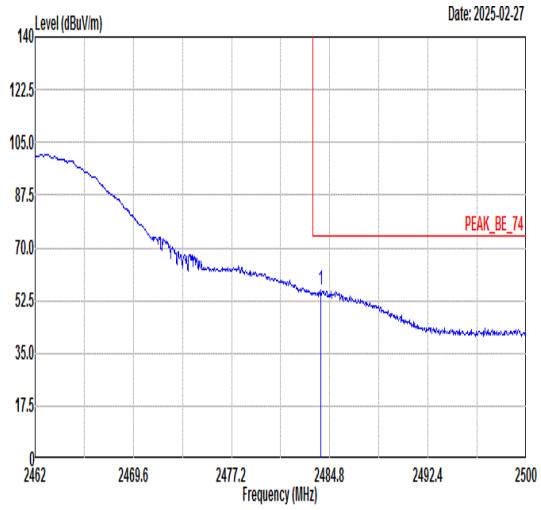 Freq Level Limit Line Margin (dB) Read Level Ant Factor Cable Loss Preamp Factor APos TPos Remark 1 2484.08 55.77 74.00 -18.23 53.62 30.80 5.46 34.11 400 117 PEAK	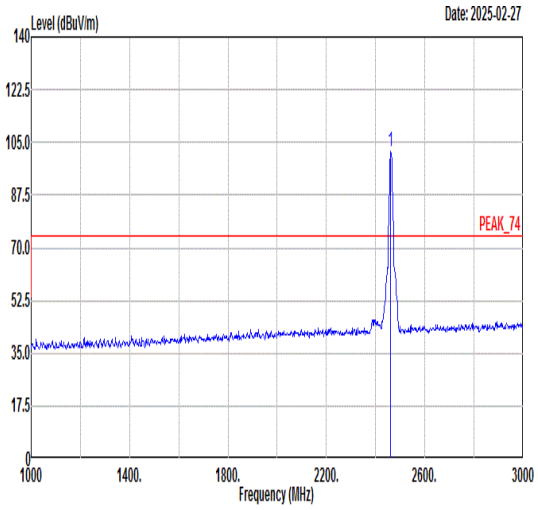 Freq Level Limit Line Margin (dB) Read Level Ant Factor Cable Loss Preamp Factor APos TPos Remark 1 2462.00 101.96 ------ ------ 99.85 30.79 5.44 34.12 400 117 PEAK
Avg	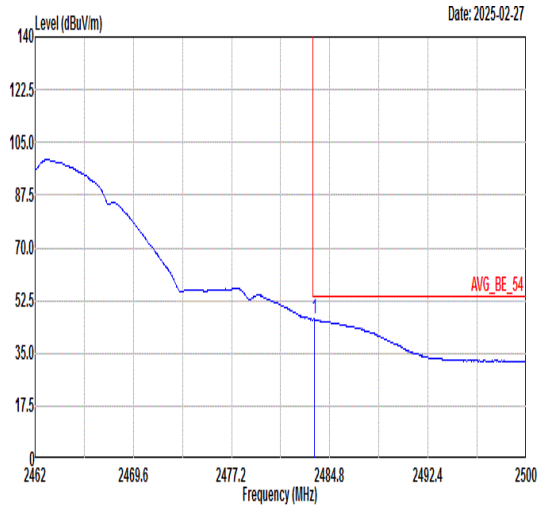 Freq Level Limit Line Margin (dB) Read Level Ant Factor Cable Loss Preamp Factor APos TPos Remark 1 2483.58 46.39 54.00 -7.61 44.24 30.80 5.46 34.11 400 117 AVERAGE	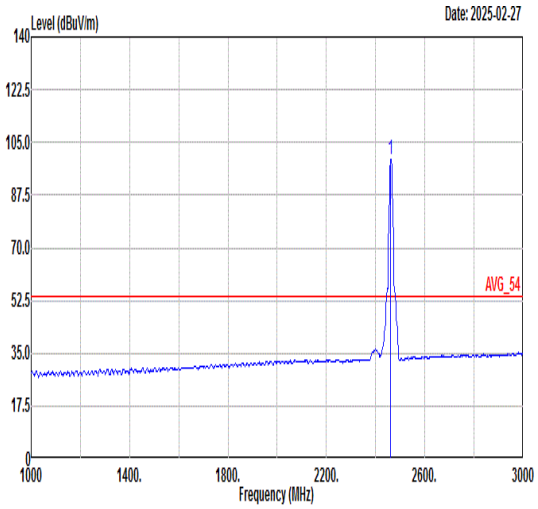 Freq Level Limit Line Margin (dB) Read Level Ant Factor Cable Loss Preamp Factor APos TPos Remark 1 2462.00 99.32 ------ ------ 97.21 30.79 5.44 34.12 400 117 AVERAGE

Mode	75	
	Harmonic	
	2400-2483.5_802.11b_CH11_2462MHz	
ANT	1	
Pol.	Horizontal	Vertical
Peak Avg	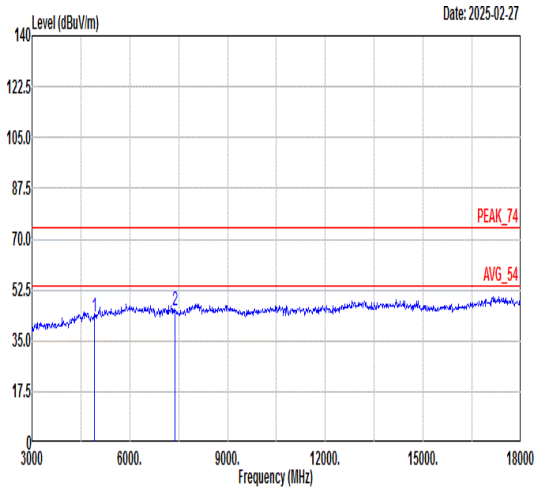 Freq Level Limit Line Margin Read Level Ant Factor Cable Loss Preamp Factor APos TPos Remark MHz dBuV/m dBuV/m dB dBuV dB/m dB dB cm deg 1 4924.00 43.52 74.00 -30.48 63.19 36.58 8.57 64.82 --- --- Peak 2 7386.00 45.20 74.00 -28.80 63.19 36.81 10.18 64.98 --- --- Peak	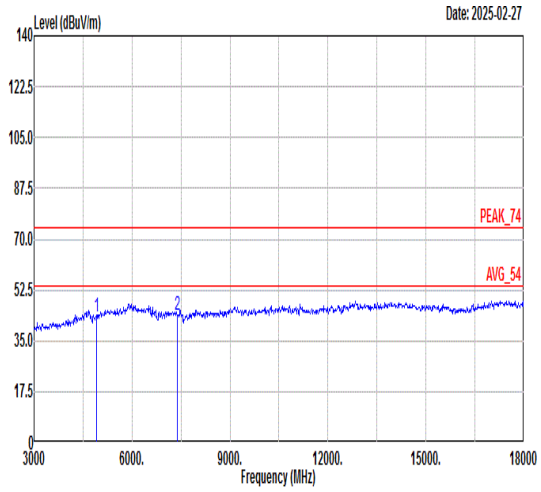 Freq Level Limit Line Margin Read Level Ant Factor Cable Loss Preamp Factor APos TPos Remark MHz dBuV/m dBuV/m dB dBuV dB/m dB dB cm deg 1 4924.00 43.47 74.00 -30.53 63.14 36.58 8.57 64.82 --- --- Peak 2 7386.00 43.96 74.00 -30.04 61.95 36.81 10.18 64.98 --- --- Peak