Mode	76	
	Band Edge	
	2400-2483.5_802.11g_CH01_2412MHz	
ANT	1	
Pol.	Horizontal	Fundamental
Peak	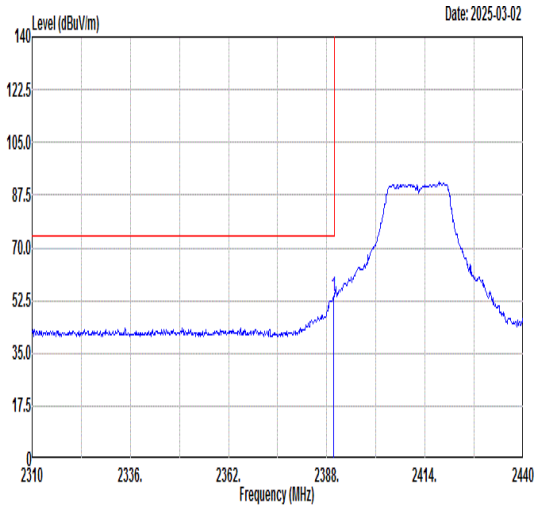 Freq Level Limit Line Margin (dB) Read Level Ant Factor Cable Loss Preamp Factor APos TPos Remark 1 2389.82 53.88 74.00 -20.12 51.88 30.78 5.36 34.14 400 51 PEAK	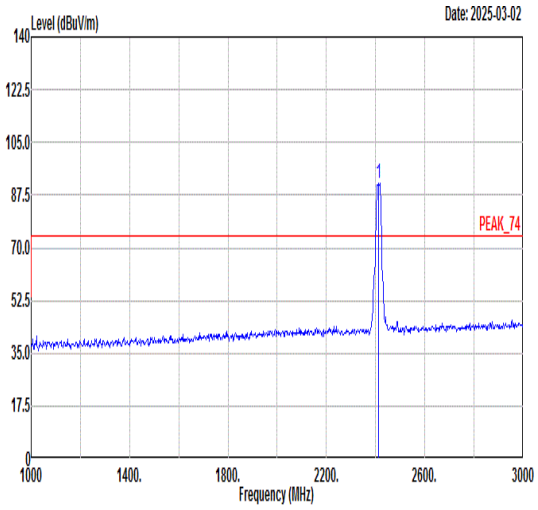 Freq Level Limit Line Margin (dB) Read Level Ant Factor Cable Loss Preamp Factor APos TPos Remark 1 2412.00 91.61 ------ ------ 89.59 30.78 5.38 34.14 400 51 PEAK
Avg	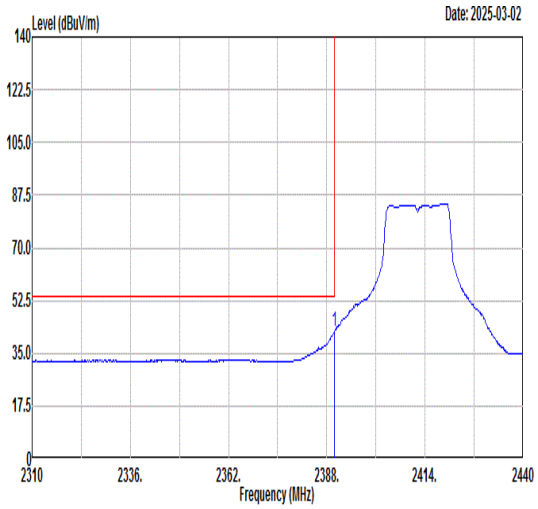 Freq Level Limit Line Margin (dB) Read Level Ant Factor Cable Loss Preamp Factor APos TPos Remark 1 2389.95 42.12 54.00 -11.88 40.12 30.78 5.36 34.14 400 51 AVERAGE	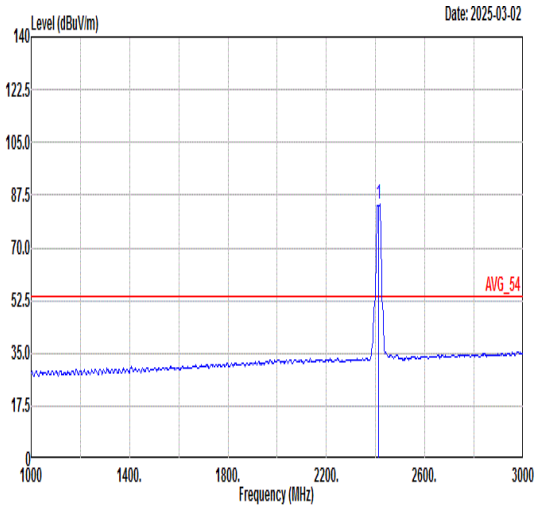 Freq Level Limit Line Margin (dB) Read Level Ant Factor Cable Loss Preamp Factor APos TPos Remark 1 2412.00 84.68 ------ ------ 82.64 30.78 5.39 34.13 400 51 AVERAGE

Mode	76	
	Band Edge	
	2400-2483.5_802.11g_CH01_2412MHz	
ANT	1	
Pol.	Vertical	Fundamental
Peak	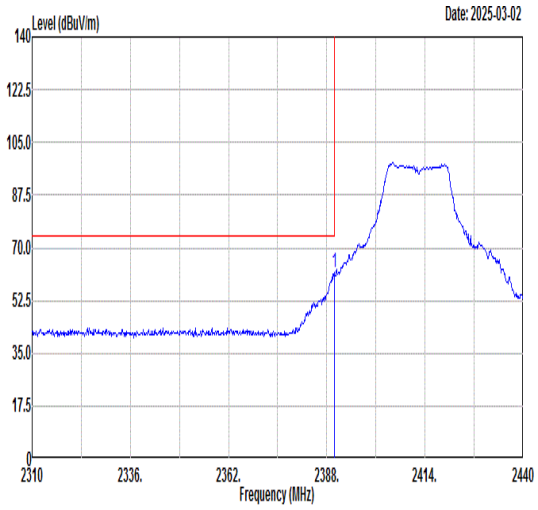 Freq Level Limit Line Margin (dB) Read Level Ant Factor Cable Loss Preamp Factor APos TPos Remark 1 2389.95 61.55 74.00 -12.45 59.55 30.78 5.36 34.14 300 152 PEAK	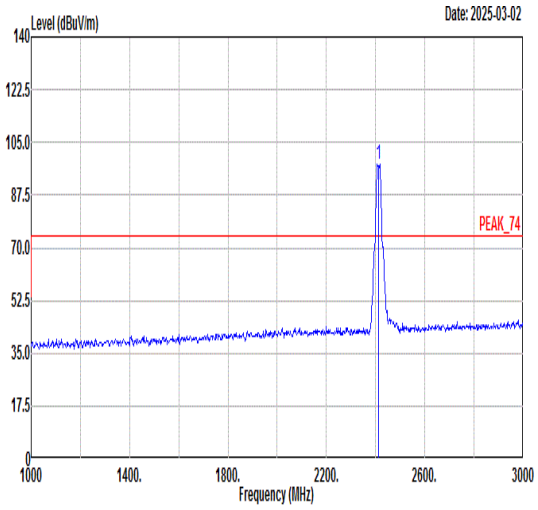 Freq Level Limit Line Margin (dB) Read Level Ant Factor Cable Loss Preamp Factor APos TPos Remark 1 2412.00 97.80 ------ ------ 95.79 30.78 5.37 34.14 300 152 PEAK
Avg	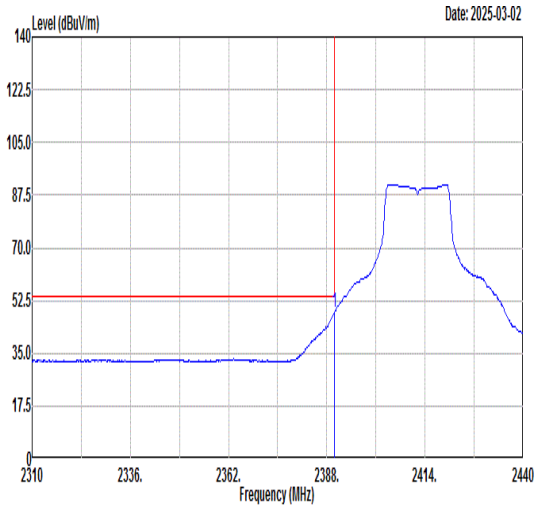 Freq Level Limit Line Margin (dB) Read Level Ant Factor Cable Loss Preamp Factor APos TPos Remark 1 2389.95 48.65 54.00 -5.35 46.65 30.78 5.36 34.14 300 152 AVERAGE	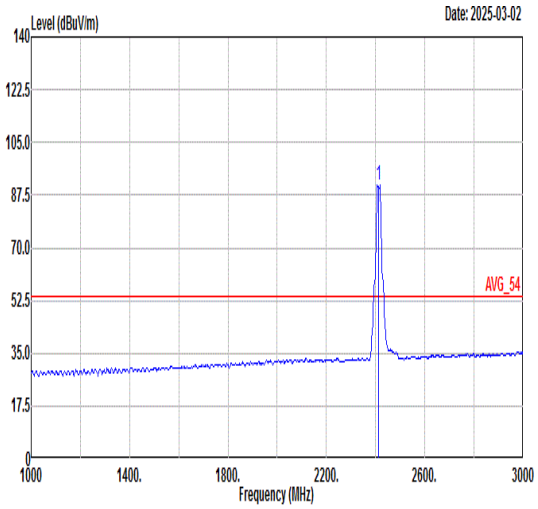 Freq Level Limit Line Margin (dB) Read Level Ant Factor Cable Loss Preamp Factor APos TPos Remark 1 2412.00 91.08 ------ ------ 89.07 30.78 5.37 34.14 300 152 AVERAGE

Mode	76	
	Harmonic	
	2400-2483.5_802.11g_CH01_2412MHz	
ANT	1	
Pol.	Horizontal	Vertical
Peak Avg	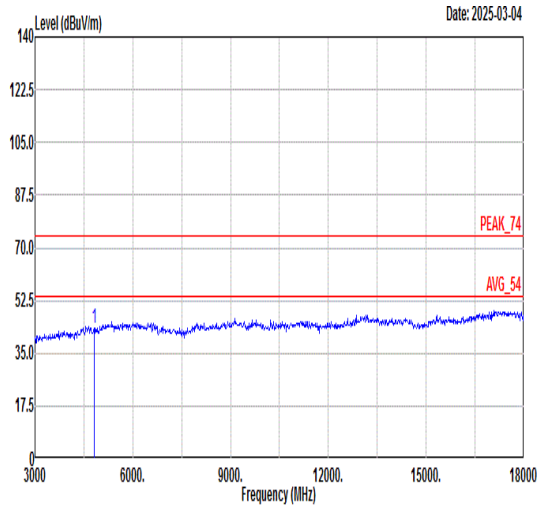 Freq Level Limit Line Margin Read Level Ant Factor Cable Loss Preamp Factor APos TPos Remark MHz dBuV/m dBuV/m dB dBuV dB/m dB dB cm deg 1 4824.00 43.29 74.00 -30.71 62.83 36.42 8.88 64.84 --- --- Peak	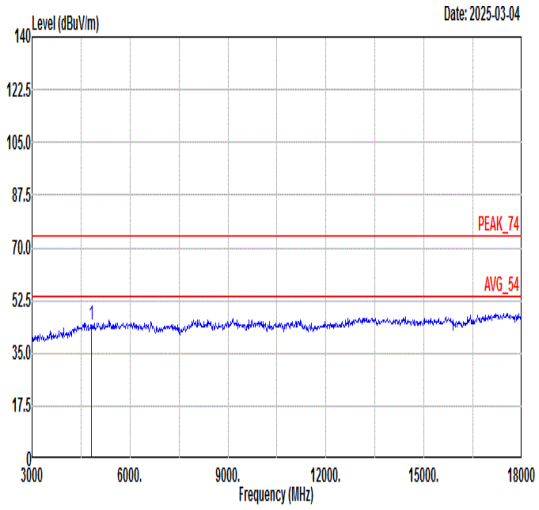 Freq Level Limit Line Margin Read Level Ant Factor Cable Loss Preamp Factor APos TPos Remark MHz dBuV/m dBuV/m dB dBuV dB/m dB dB cm deg 1 4824.00 44.16 74.00 -29.84 63.70 36.42 8.88 64.84 --- --- Peak

Mode	77	
	Harmonic	
	2400-2483.5_802.11g_CH06_2437MHz	
ANT	1	
Pol.	Horizontal	Vertical
Peak Avg	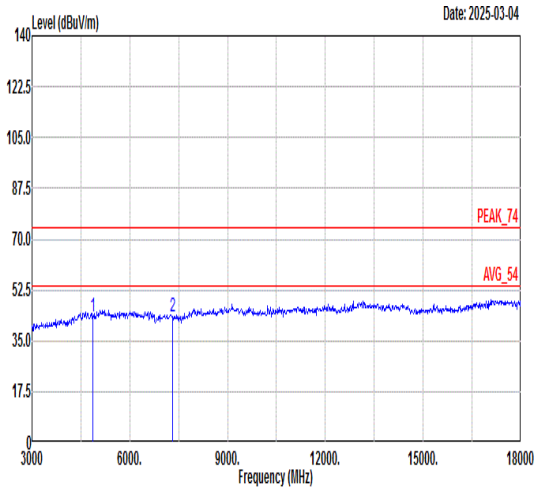 Freq Level Limit Line Margin Read Level Ant Factor Cable Loss Preamp Factor APos TPos Remark MHz dBuV/m dBuV/m dB dBuV dB/m dB dB cm deg 1 4874.00 43.57 74.00 -30.43 63.18 36.50 8.72 64.83 --- --- Peak 2 7311.00 43.24 74.00 -30.76 61.18 36.89 10.18 65.01 --- --- Peak	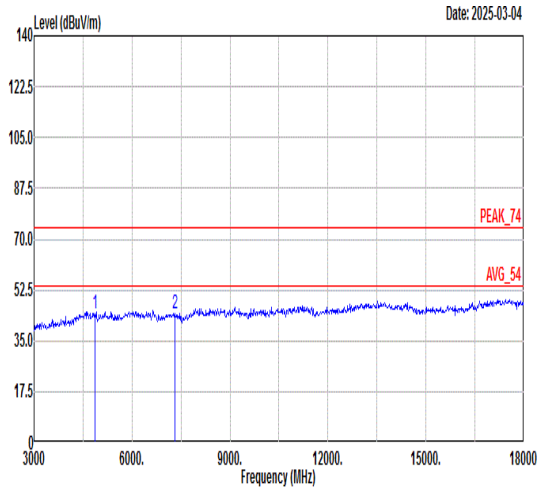 Freq Level Limit Line Margin Read Level Ant Factor Cable Loss Preamp Factor APos TPos Remark MHz dBuV/m dBuV/m dB dBuV dB/m dB dB cm deg 1 4874.00 44.25 74.00 -29.75 63.86 36.50 8.72 64.83 --- --- Peak 2 7311.00 44.61 74.00 -29.39 62.55 36.89 10.18 65.01 --- --- Peak

Mode	78	
	Band Edge	
	2400-2483.5_802.11g_CH11_2462MHz	
ANT	1	
Pol.	Horizontal	Fundamental
Peak	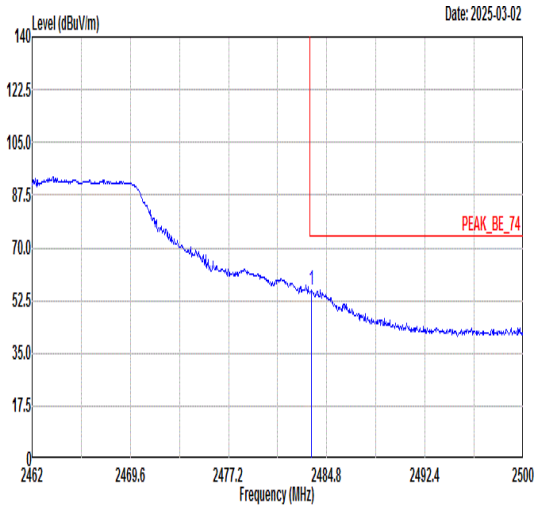 Freq Level Limit Line Margin (dB) Read Level Ant Factor Cable Loss Preamp Factor APos TPos Remark 1 2483.58 55.94 74.00 -18.06 53.79 30.80 5.46 34.11 341 214 PEAK	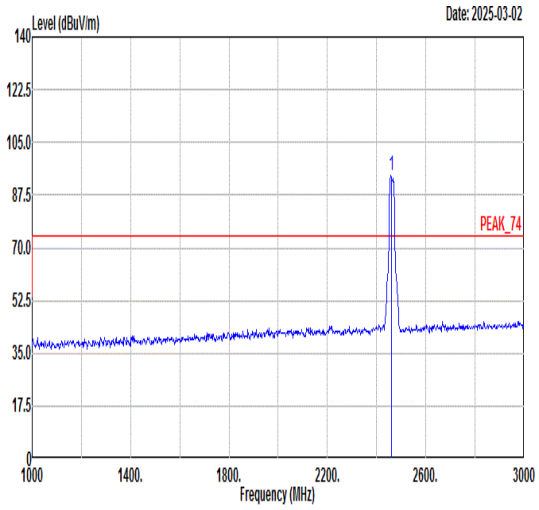 Freq Level Limit Line Margin (dB) Read Level Ant Factor Cable Loss Preamp Factor APos TPos Remark 1 2462.00 93.87 ------ ------ 91.77 30.79 5.43 34.12 341 214 PEAK
Avg	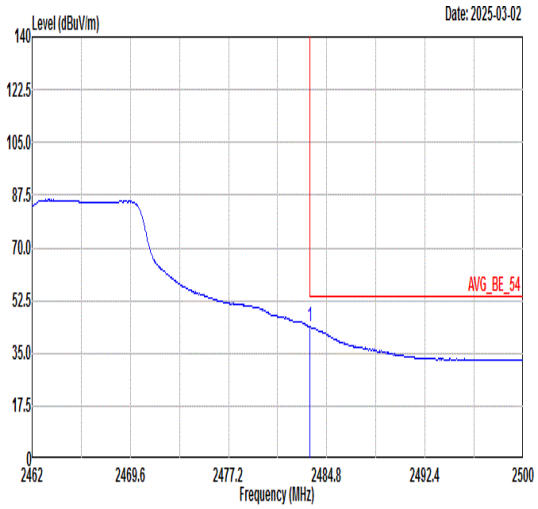 Freq Level Limit Line Margin (dB) Read Level Ant Factor Cable Loss Preamp Factor APos TPos Remark 1 2483.51 43.99 54.00 -10.01 41.84 30.80 5.46 34.11 341 214 AVERAGE	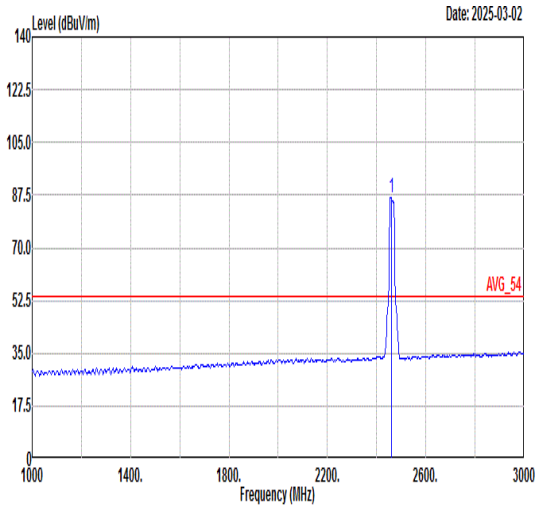 Freq Level Limit Line Margin (dB) Read Level Ant Factor Cable Loss Preamp Factor APos TPos Remark 1 2462.00 86.58 ------ ------ 84.48 30.79 5.43 34.12 341 214 AVERAGE

Mode	78	
	Band Edge	
	2400-2483.5_802.11g_CH11_2462MHz	
ANT	1	
Pol.	Vertical	Fundamental
Peak	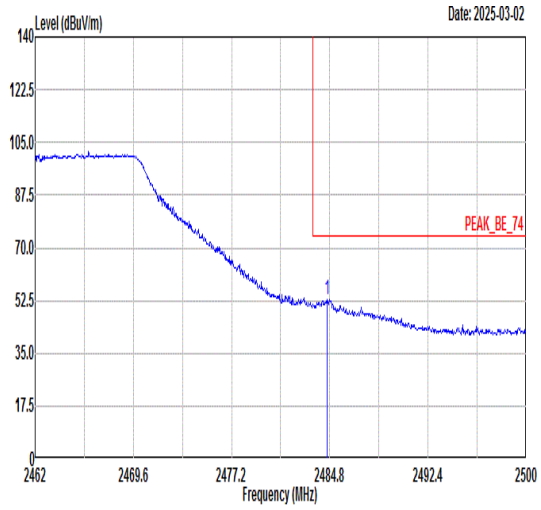 Freq Level Limit Line Margin (dB) Read Level Ant Factor Cable Loss Preamp Factor APos TPos Remark MHz dBuV/m dBuV/m dBuV dB/m dB dB cm deg 1 2484.57 53.06 74.00 -20.94 50.91 30.80 5.46 34.11 322 144 PEAK	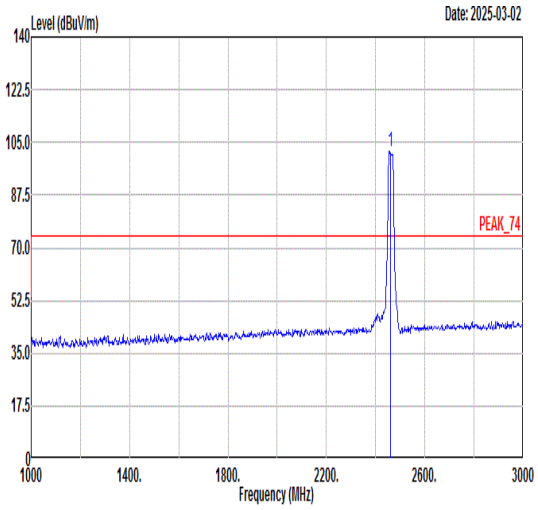 Freq Level Limit Line Margin (dB) Read Level Ant Factor Cable Loss Preamp Factor APos TPos Remark MHz dBuV/m dBuV/m dBuV dB/m dB dB cm deg 1 2462.00 102.10 ------ ------ 100.00 30.79 5.43 34.12 322 144 PEAK
Avg	Blank	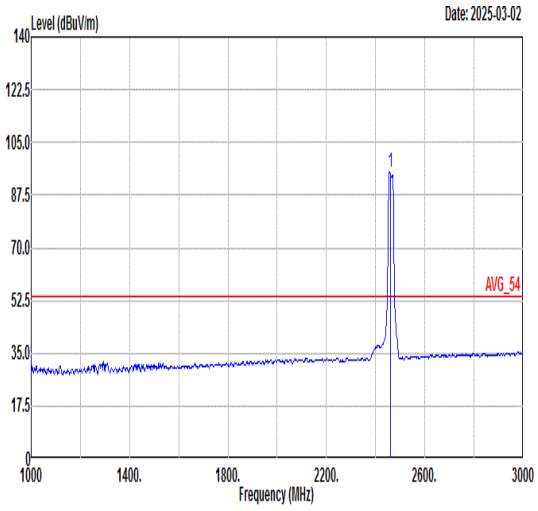 Freq Level Limit Line Margin (dB) Read Level Ant Factor Cable Loss Preamp Factor APos TPos Remark MHz dBuV/m dBuV/m dBuV dB/m dB dB cm deg 1 2462.00 95.35 ------ ------ 93.25 30.79 5.43 34.12 322 144 AVERAGE

Mode	78	
	Harmonic	
	2400-2483.5_802.11g_CH11_2462MHz	
ANT	1	
Pol.	Horizontal	Vertical
Peak Avg	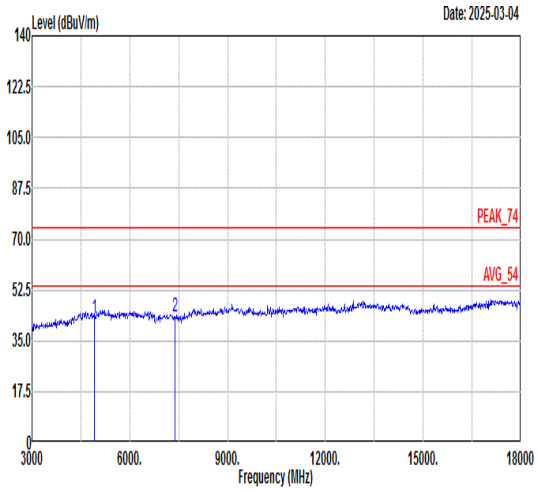 Freq Level Limit Line Margin Read Level Ant Factor Cable Loss Preamp Factor APos TPos Remark MHz dBuV/m dBuV/m dB dBuV dB/m dB dB cm deg 1 4924.00 43.03 74.00 -30.97 62.70 36.58 8.57 64.82 --- --- Peak 2 7386.00 43.42 74.00 -30.58 61.41 36.81 10.18 64.98 --- --- Peak	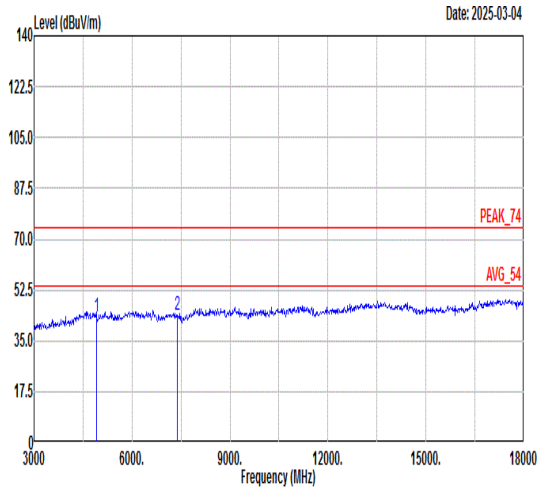 Freq Level Limit Line Margin Read Level Ant Factor Cable Loss Preamp Factor APos TPos Remark MHz dBuV/m dBuV/m dB dBuV dB/m dB dB cm deg 1 4924.00 43.40 74.00 -30.60 63.07 36.58 8.57 64.82 --- --- Peak 2 7386.00 43.62 74.00 -30.38 61.61 36.81 10.18 64.98 --- --- Peak

Mode	79	
	Band Edge	
	2400-2483.5_802.11n HT20_CH01_2412MHz	
ANT	1	
Pol.	Horizontal	Fundamental
Peak	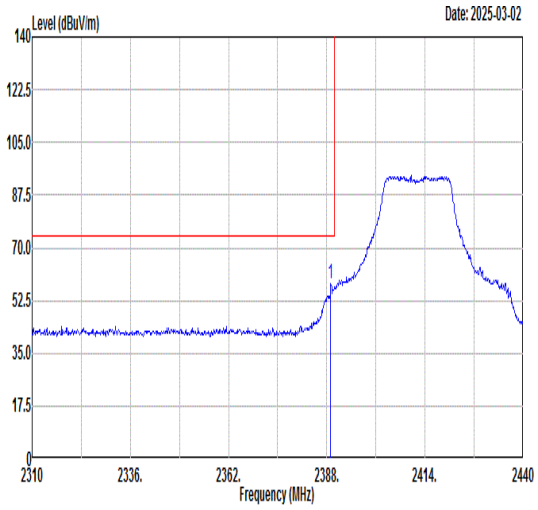 Freq Level Limit Line Margin (dB) Read Level Ant Factor Cable Loss Preamp Factor APos TPos Remark 1 2389.04 58.05 74.00 -15.95 56.05 30.78 5.36 34.14 377 212 PEAK	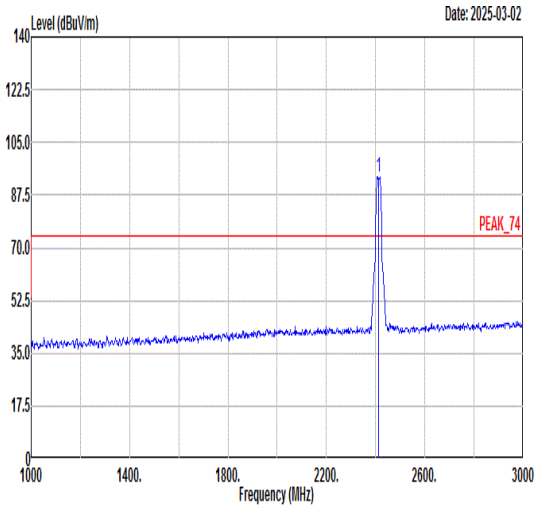 Freq Level Limit Line Margin (dB) Read Level Ant Factor Cable Loss Preamp Factor APos TPos Remark 1 2412.00 93.72 ------ ------ 91.71 30.78 5.37 34.14 377 212 PEAK
Avg	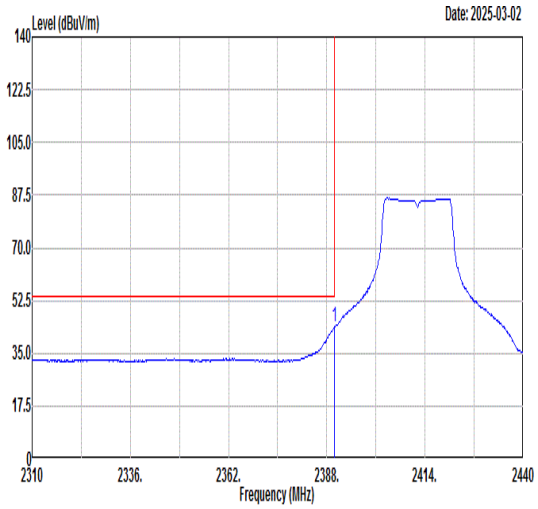 Freq Level Limit Line Margin (dB) Read Level Ant Factor Cable Loss Preamp Factor APos TPos Remark 1 2389.95 43.59 54.00 -10.41 41.59 30.78 5.36 34.14 377 212 AVERAGE	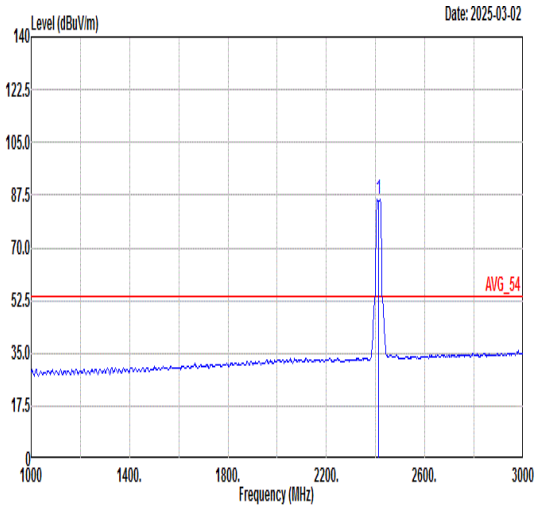 Freq Level Limit Line Margin (dB) Read Level Ant Factor Cable Loss Preamp Factor APos TPos Remark 1 2412.00 86.33 ------ ------ 84.32 30.78 5.37 34.14 377 212 AVERAGE

Mode	79	
	Band Edge	
	2400-2483.5_802.11n HT20_CH01_2412MHz	
ANT	1	
Pol.	Vertical	Fundamental
Peak	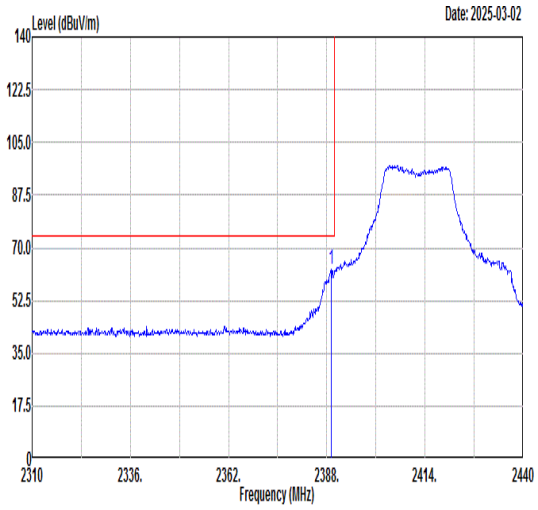 Freq Level Limit Line Margin (dB) Read Level Ant Factor Cable Loss Preamp Factor APos TPos Remark 1 2389.17 63.01 74.00 -10.99 61.01 30.78 5.36 34.14 308 142 PEAK	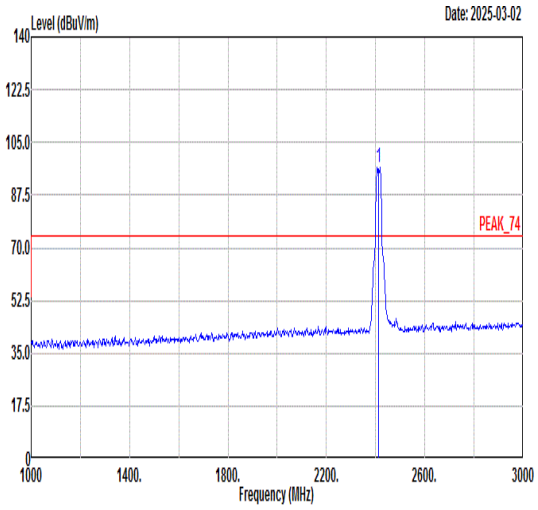 Freq Level Limit Line Margin (dB) Read Level Ant Factor Cable Loss Preamp Factor APos TPos Remark 1 2412.00 96.69 ------ ------ 94.68 30.78 5.37 34.14 308 142 PEAK
Avg	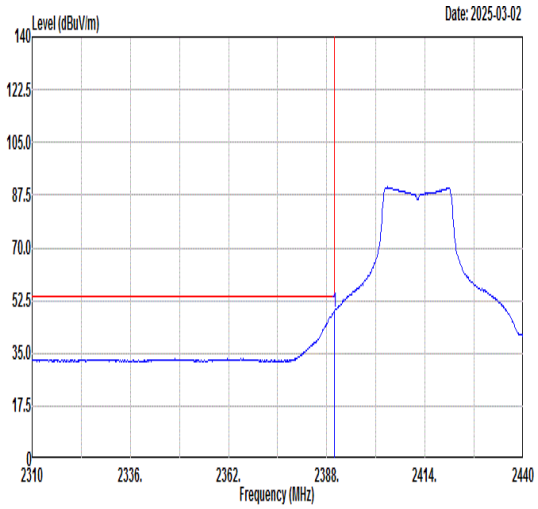 Freq Level Limit Line Margin (dB) Read Level Ant Factor Cable Loss Preamp Factor APos TPos Remark 1 2389.95 48.71 54.00 -5.29 46.71 30.78 5.36 34.14 308 142 AVERAGE	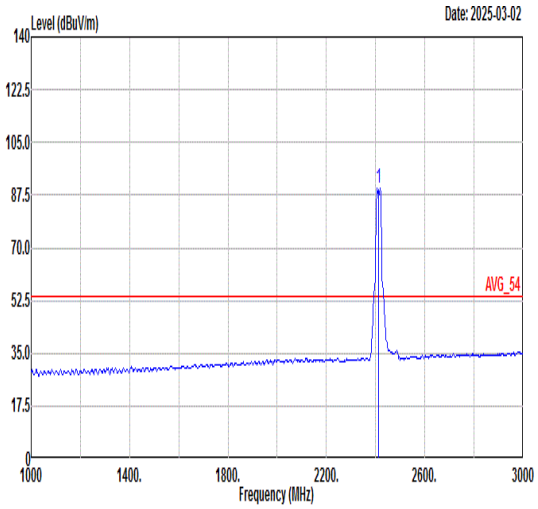 Freq Level Limit Line Margin (dB) Read Level Ant Factor Cable Loss Preamp Factor APos TPos Remark 1 2412.00 90.01 ------ ------ 88.00 30.78 5.37 34.14 308 142 AVERAGE

Mode	79	
	Harmonic	
	2400-2483.5_802.11n HT20_CH01_2412MHz	
ANT	1	
Pol.	Horizontal	Vertical
Peak Avg	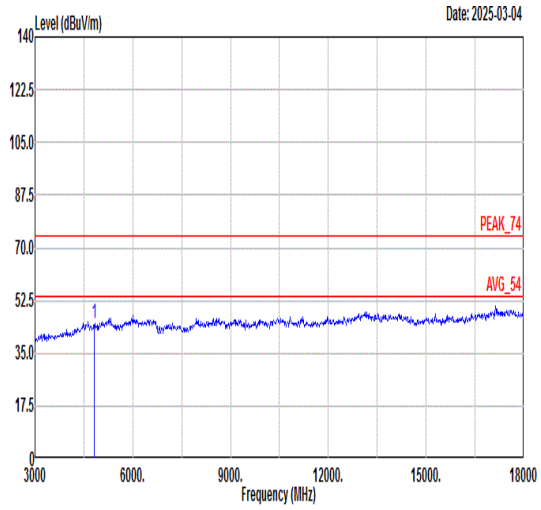 Freq Level Limit Line Margin Read Level Ant Factor Cable Loss Preamp Factor APos TPos Remark MHz dBuV/m dBuV/m dB dBuV dB/m dB dB cm deg 1 4824.00 45.14 74.00 -28.86 64.68 36.42 8.88 64.84 --- --- Peak	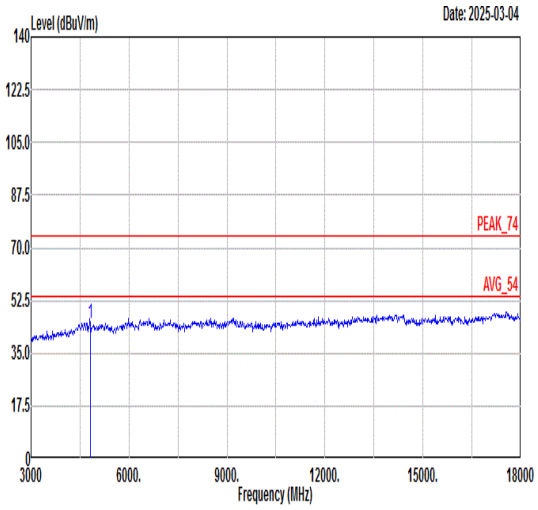 Freq Level Limit Line Margin Read Level Ant Factor Cable Loss Preamp Factor APos TPos Remark MHz dBuV/m dBuV/m dB dBuV dB/m dB dB cm deg 1 4824.00 44.80 74.00 -29.20 64.34 36.42 8.88 64.84 --- --- Peak

Mode	80	
	Harmonic	
	2400-2483.5_802.11n HT20_CH06_2437MHz	
ANT	1	
Pol.	Horizontal	Vertical
Peak Avg	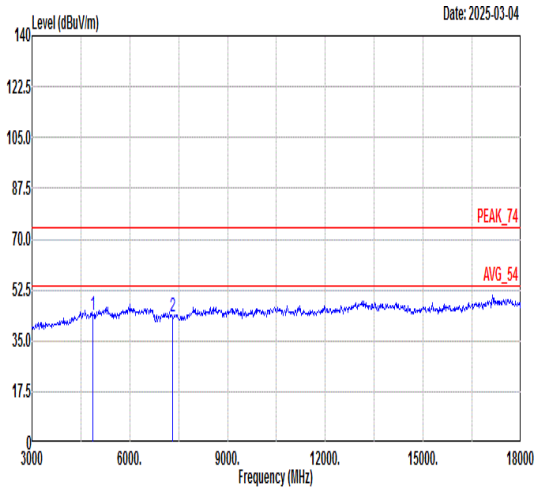 Freq Level Limit Line Margin Read Level Ant Factor Cable Loss Preamp Factor APos TPos Remark MHz dBuV/m dBuV/m dB dBuV dB/m dB dB cm deg 1 4874.00 44.07 74.00 -29.93 63.68 36.50 8.72 64.83 --- --- Peak 2 7311.00 43.48 74.00 -30.52 61.42 36.89 10.18 65.01 --- --- Peak	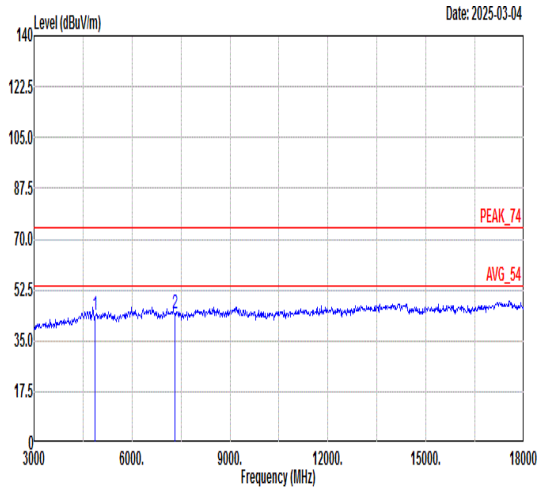 Freq Level Limit Line Margin Read Level Ant Factor Cable Loss Preamp Factor APos TPos Remark MHz dBuV/m dBuV/m dB dBuV dB/m dB dB cm deg 1 4874.00 43.76 74.00 -30.24 63.37 36.50 8.72 64.83 --- --- Peak 2 7311.00 44.61 74.00 -29.39 62.55 36.89 10.18 65.01 --- --- Peak

Mode	81	
	Band Edge	
	2400-2483.5_802.11n HT20_CH11_2462MHz	
ANT	1	
Pol.	Horizontal	Fundamental
Peak	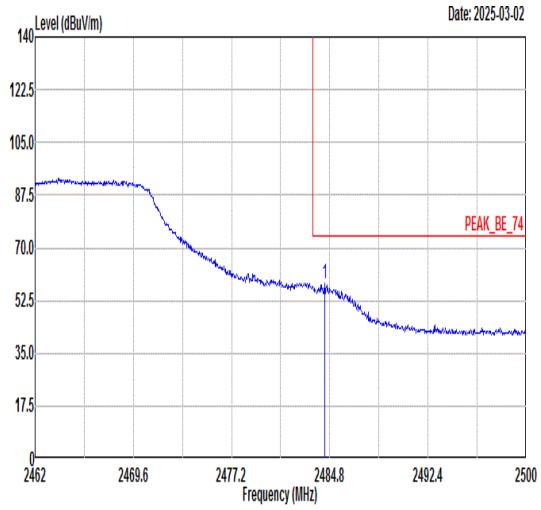 Freq Level Limit Line Margin Read Level Ant Factor Cable Loss Preamp Factor APos TPos Remark MHz dBuV/m dBuV/m dB dBuV dB/m dB dB cm deg 1 2484.38 58.03 74.00 -15.97 55.88 30.80 5.46 34.11 305 221 PEAK	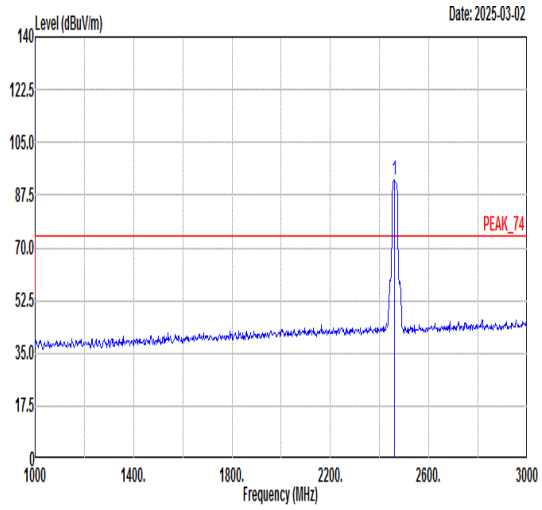 Freq Level Limit Line Margin Read Level Ant Factor Cable Loss Preamp Factor APos TPos Remark MHz dBuV/m dBuV/m dB dBuV dB/m dB dB cm deg 1 2462.00 92.52 ------ ------ 90.42 30.79 5.43 34.12 305 221 PEAK
Avg	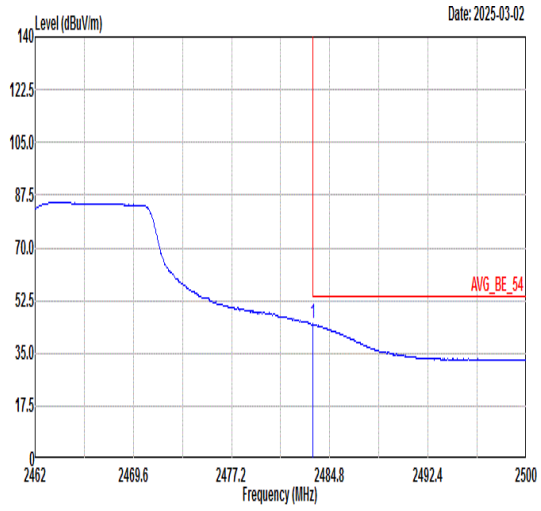 Freq Level Limit Line Margin Read Level Ant Factor Cable Loss Preamp Factor APos TPos Remark MHz dBuV/m dBuV/m dB dBuV dB/m dB dB cm deg 1 2483.51 44.68 54.00 -9.32 42.53 30.80 5.46 34.11 305 221 AVERAGE	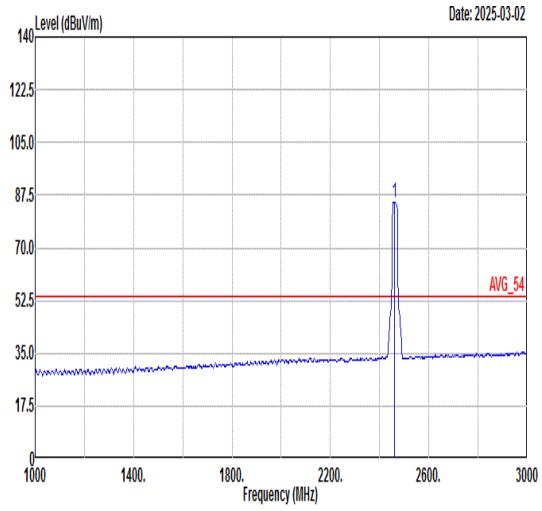 Freq Level Limit Line Margin Read Level Ant Factor Cable Loss Preamp Factor APos TPos Remark MHz dBuV/m dBuV/m dB dBuV dB/m dB dB cm deg 1 2462.00 85.07 ------ ------ 82.97 30.79 5.43 34.12 305 221 AVERAGE

Mode	81	
	Band Edge	
	2400-2483.5_802.11n HT20_CH11_2462MHz	
ANT	1	
Pol.	Vertical	Fundamental
Peak	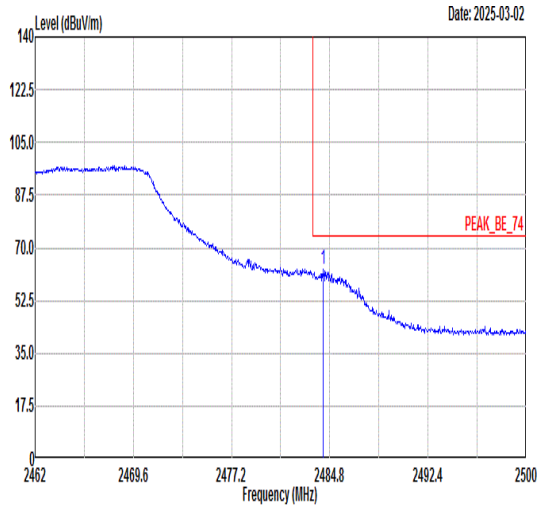 Freq Level Limit Line Margin Read Level Ant Factor Cable Loss Preamp Factor APos TPos Remark MHz dBuV/m dBuV/m dB dBuV dB/m dB dB cm deg 1 2484.27 62.79 74.00 -11.21 60.64 30.80 5.46 34.11 361 118 PEAK	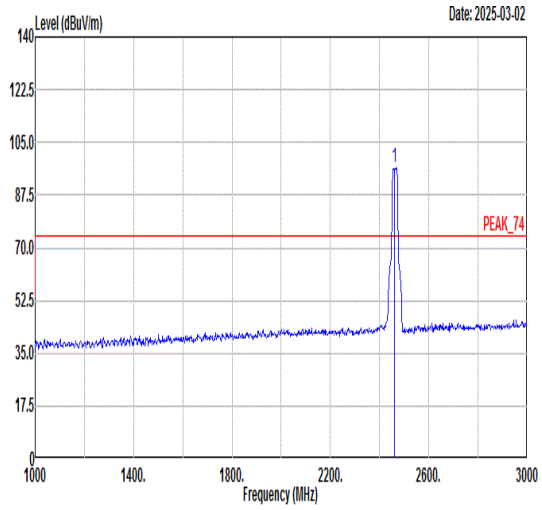 Freq Level Limit Line Margin Read Level Ant Factor Cable Loss Preamp Factor APos TPos Remark MHz dBuV/m dBuV/m dB dBuV dB/m dB dB cm deg 1 2462.00 96.44 ------ ------ 94.32 30.79 5.44 34.11 361 118 PEAK
Avg	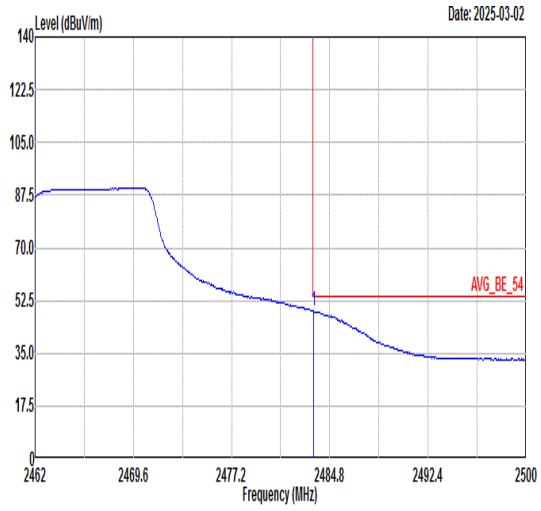 Freq Level Limit Line Margin Read Level Ant Factor Cable Loss Preamp Factor APos TPos Remark MHz dBuV/m dBuV/m dB dBuV dB/m dB dB cm deg 1 2483.55 49.00 54.00 -5.00 46.85 30.80 5.46 34.11 361 118 AVERAGE	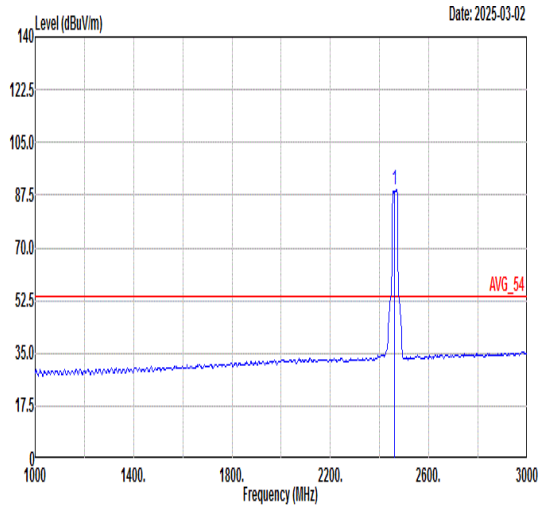 Freq Level Limit Line Margin Read Level Ant Factor Cable Loss Preamp Factor APos TPos Remark MHz dBuV/m dBuV/m dB dBuV dB/m dB dB cm deg 1 2462.00 89.41 ------ ------ 87.29 30.79 5.44 34.11 361 118 AVERAGE

Mode	81	
	Harmonic	
	2400-2483.5_802.11n HT20_CH11_2462MHz	
ANT	1	
Pol.	Horizontal	Vertical
Peak Avg	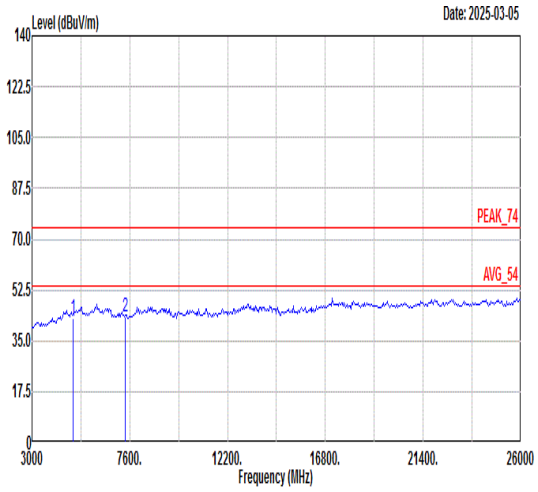 Freq Level Limit Line Margin Read Level Ant Factor Cable Loss Preamp Factor APos TPos Remark MHz dBuV/m dBuV/m dB dBuV dB/m dB dB cm deg 1 4924.00 43.02 74.00 -30.98 62.69 36.58 8.57 64.82 --- --- Peak 2 7386.00 43.20 74.00 -30.80 61.19 36.81 10.18 64.98 --- --- Peak	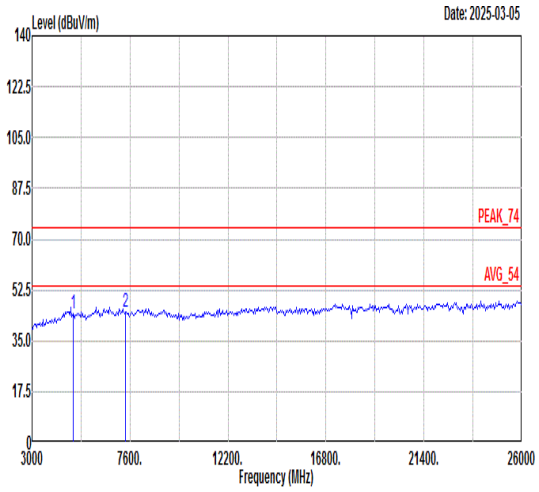 Freq Level Limit Line Margin Read Level Ant Factor Cable Loss Preamp Factor APos TPos Remark MHz dBuV/m dBuV/m dB dBuV dB/m dB dB cm deg 1 4924.00 44.63 74.00 -29.37 64.30 36.58 8.57 64.82 --- --- Peak 2 7386.00 44.98 74.00 -29.02 62.97 36.81 10.18 64.98 --- --- Peak

Mode	82	
	Band Edge - L	
	2400-2483.5_802.11n HT40_CH03_2422MHz	
ANT	1	
Pol.	Horizontal	Fundamental
Peak	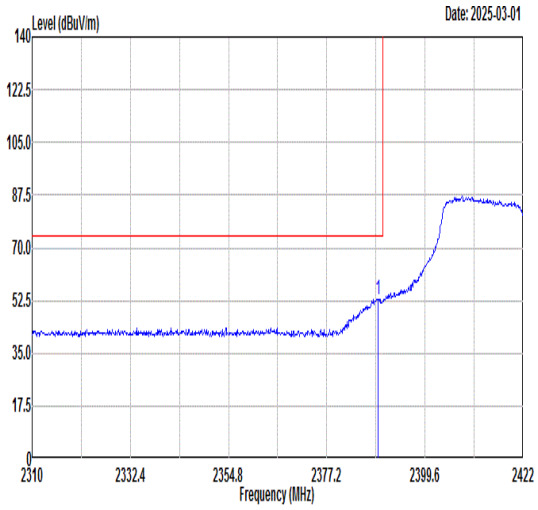 Freq Level Limit Line Margin Read Level Ant Factor Cable Loss Preamp Factor APos TPos Remark MHz dBuV/m dBuV/m dB dBuV dB/m dB dB cm deg 1 2388.96 52.92 74.00 -21.08 50.92 30.78 5.36 34.14 400 246 PEAK	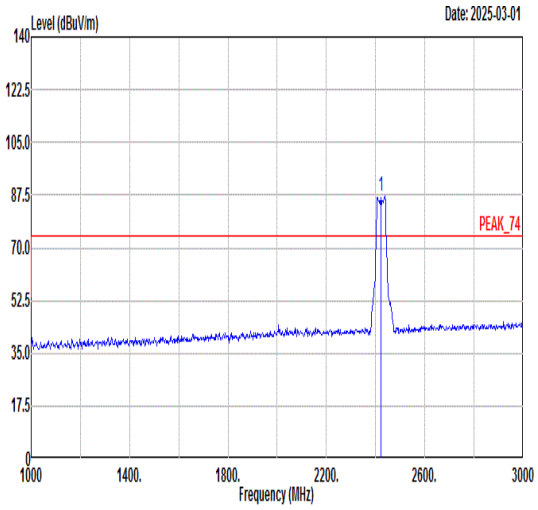 Freq Level Limit Line Margin Read Level Ant Factor Cable Loss Preamp Factor APos TPos Remark MHz dBuV/m dBuV/m dB dBuV dB/m dB dB cm deg 1 2422.00 87.36 ------ ------ 85.28 30.79 5.41 34.12 400 246 PEAK
Avg	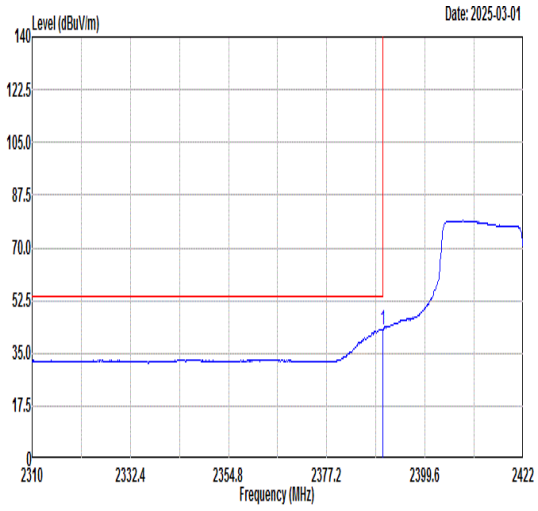 Freq Level Limit Line Margin Read Level Ant Factor Cable Loss Preamp Factor APos TPos Remark MHz dBuV/m dBuV/m dB dBuV dB/m dB dB cm deg 1 2389.97 42.93 54.00 -11.07 40.93 30.78 5.36 34.14 400 246 AVERAGE	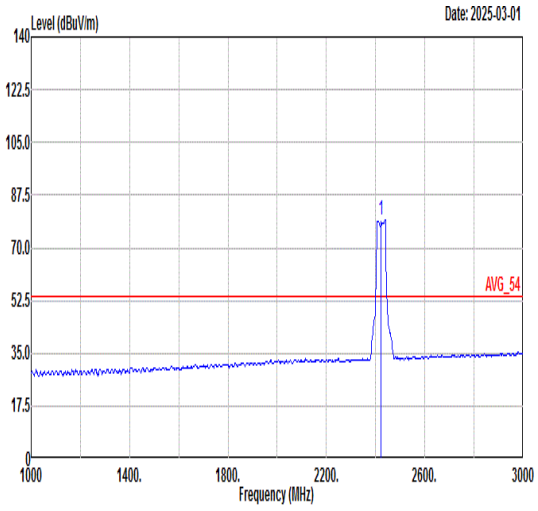 Freq Level Limit Line Margin Read Level Ant Factor Cable Loss Preamp Factor APos TPos Remark MHz dBuV/m dBuV/m dB dBuV dB/m dB dB cm deg 1 2422.00 79.24 54.00 25.24 77.16 30.79 5.41 34.12 400 246 AVERAGE

Mode	82	
	Band Edge - R	
	2400-2483.5_802.11n HT40_CH03_2422MHz	
ANT	1	
Pol.	Horizontal	Fundamental
Peak	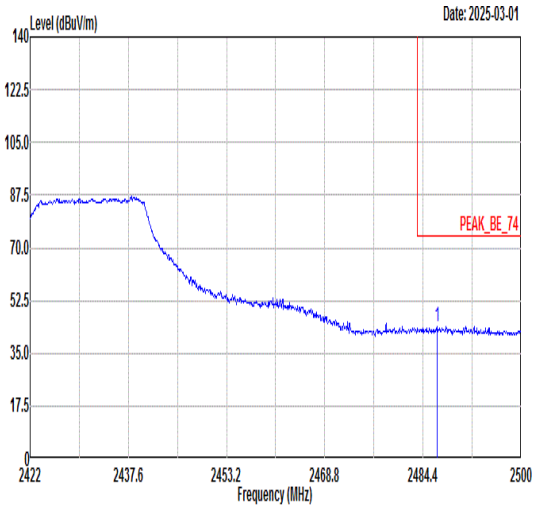 Limit Read Ant Cable Preamp APos TPos Freq Level Line Margin Level Factor Loss Factor Remark MHz dBuV/m dBuV/m dB dBuV dB/m dB dB cm deg 1 2486.66 43.80 74.00 -30.20 41.65 30.80 5.46 34.11 400 246 PEAK	Blank
Avg	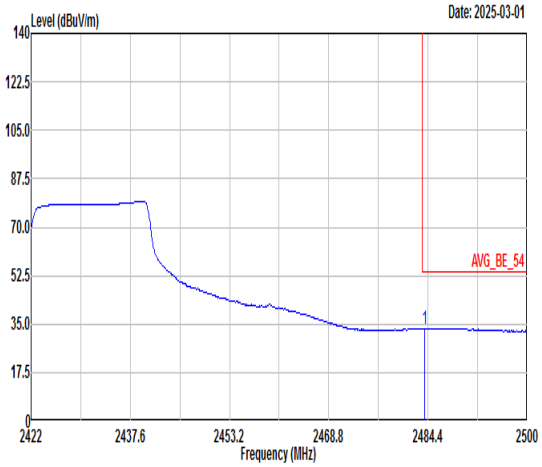 Limit Read Ant Cable Preamp APos TPos Freq Level Line Margin Level Factor Loss Factor Remark MHz dBuV/m dBuV/m dB dBuV dB/m dB dB cm deg 1 2483.93 33.48 54.00 -20.52 31.33 30.80 5.46 34.11 400 246 AVERAGE	Blank

Mode	82	
	Band Edge - L	
	2400-2483.5_802.11n HT40_CH03_2422MHz	
ANT	1	
Pol.	Vertical	Fundamental
Peak	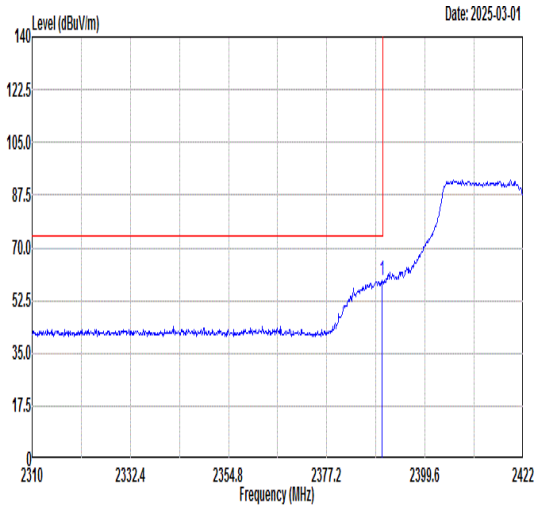 Freq Level Limit Line Margin Read Level Ant Factor Cable Loss Preamp Factor APos TPos Remark 1 2389.86 59.06 74.00 -14.94 57.06 30.78 5.36 34.14 277 140 PEAK	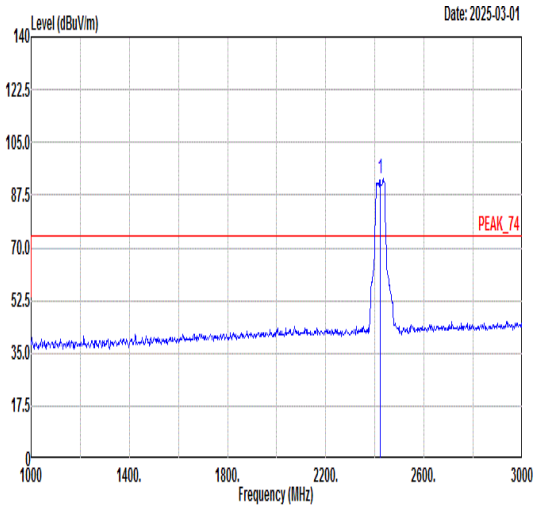 Freq Level Limit Line Margin Read Level Ant Factor Cable Loss Preamp Factor APos TPos Remark 1 2422.00 92.83 ------ ------ 90.77 30.79 5.40 34.13 277 140 PEAK
Avg	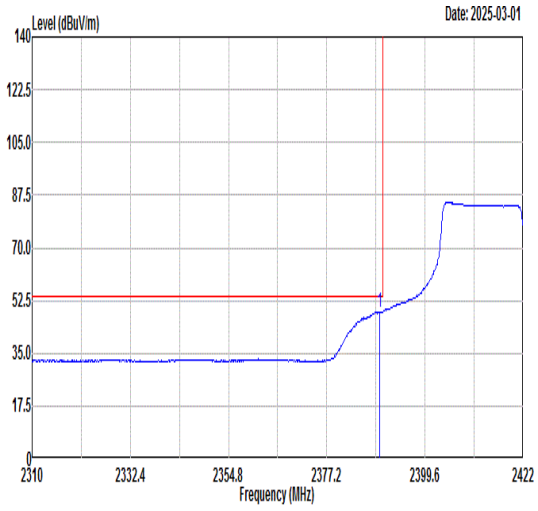 Freq Level Limit Line Margin Read Level Ant Factor Cable Loss Preamp Factor APos TPos Remark 1 2389.18 48.82 54.00 -5.18 46.82 30.78 5.36 34.14 277 140 AVERAGE	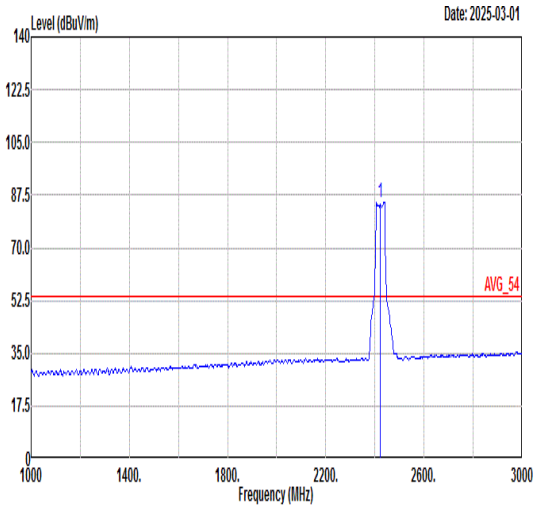 Freq Level Limit Line Margin Read Level Ant Factor Cable Loss Preamp Factor APos TPos Remark 1 2422.00 85.12 ------ ------ 83.04 30.79 5.41 34.12 277 140 AVERAGE

Mode	82	
	Band Edge - R	
	2400-2483.5_802.11n HT40_CH03_2422MHz	
ANT	1	
Pol.	Vertical	Fundamental
Peak	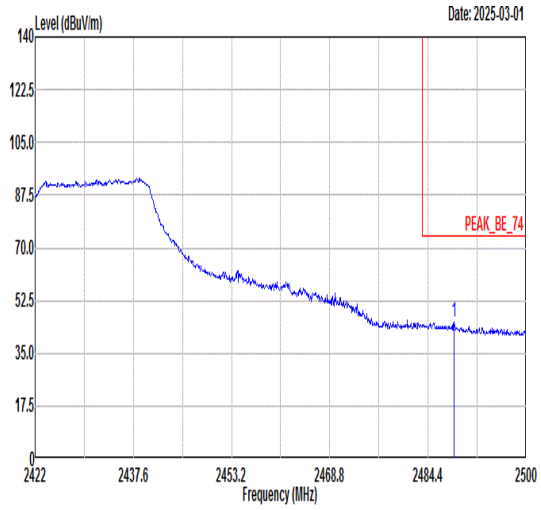 Freq Level Limit Line Margin Read Level Ant Factor Cable Loss Preamp Factor APos TPos Remark MHz dBuV/m dBuV/m dB dBuV dB/m dB dB cm deg 1 2488.53 45.43 74.00 -28.57 43.26 30.80 5.47 34.10 277 140 PEAK	Blank
Avg	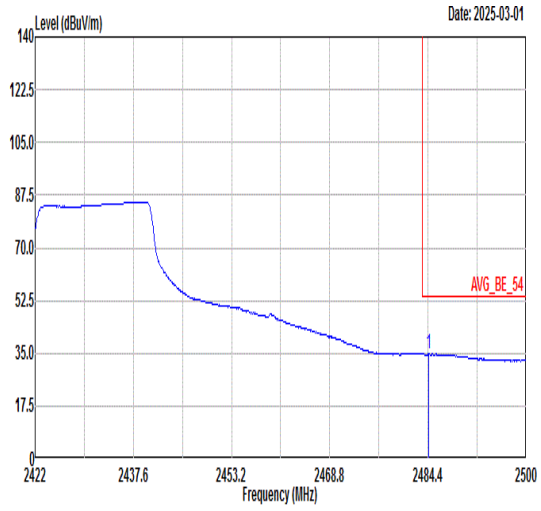 Freq Level Limit Line Margin Read Level Ant Factor Cable Loss Preamp Factor APos TPos Remark MHz dBuV/m dBuV/m dB dBuV dB/m dB dB cm deg 1 2484.56 34.87 54.00 -19.13 32.72 30.80 5.46 34.11 277 140 AVERAGE	Blank

Mode	83	
	Band Edge - L	
	2400-2483.5_802.11n HT40_CH09_2452MHz	
ANT	1	
Pol.	Horizontal	Fundamental
Peak	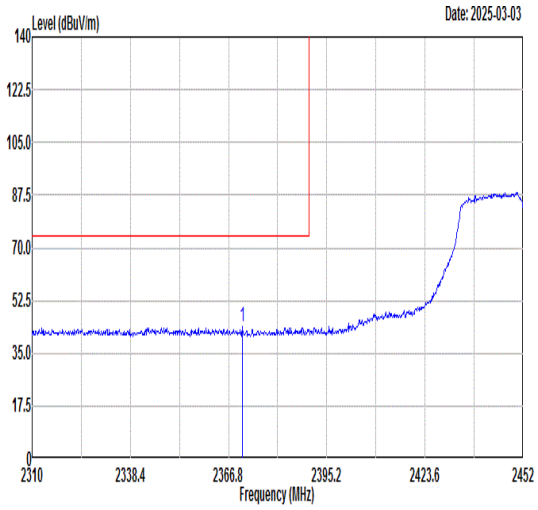 Freq Level Limit Line Margin Read Level Ant Factor Cable Loss Preamp Factor APos TPos Remark 1 2370.78 43.83 74.00 -30.17 41.87 30.77 5.34 34.15 305 225 PEAK	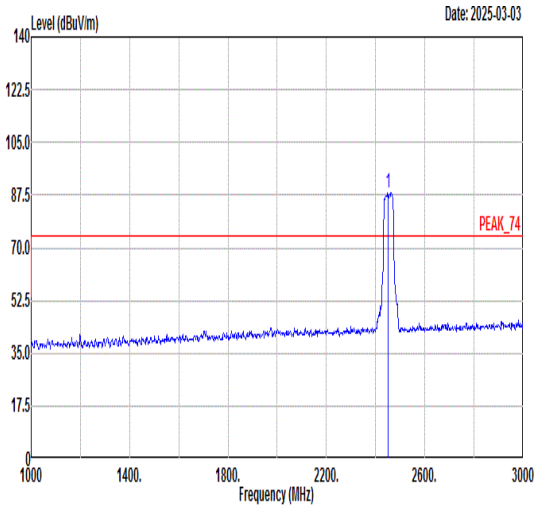 Freq Level Limit Line Margin Read Level Ant Factor Cable Loss Preamp Factor APos TPos Remark 1 2452.00 88.46 ------ ------ 86.34 30.79 5.44 34.11 305 225 PEAK
Avg	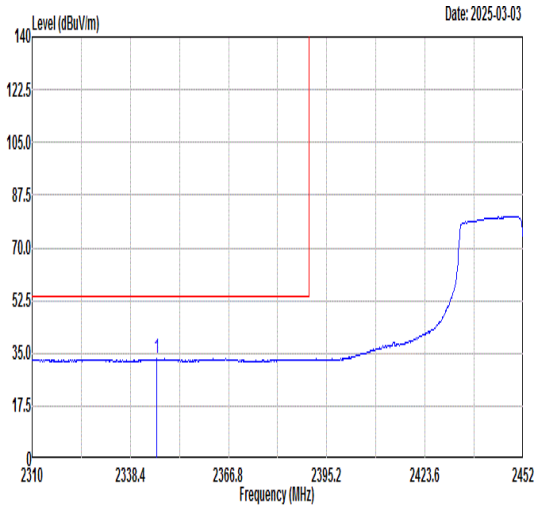 Freq Level Limit Line Margin Read Level Ant Factor Cable Loss Preamp Factor APos TPos Remark 1 2346.07 33.06 54.00 -20.94 31.13 30.77 5.32 34.16 305 225 AVERAGE	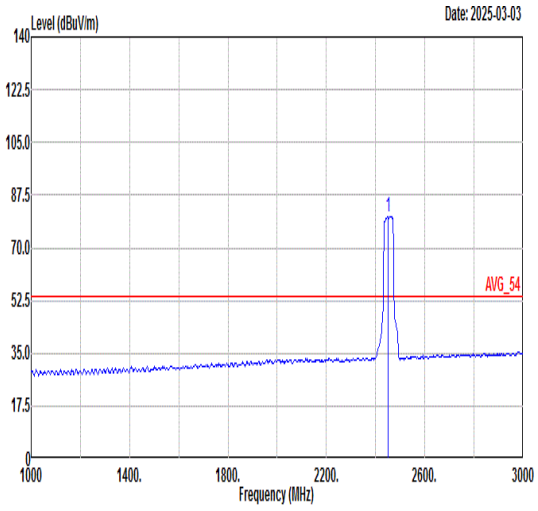 Freq Level Limit Line Margin Read Level Ant Factor Cable Loss Preamp Factor APos TPos Remark 1 2452.00 80.37 ------ ------ 78.27 30.79 5.43 34.12 305 225 AVERAGE

Mode	83	
	Band Edge - R	
	2400-2483.5_802.11n HT40_CH09_2452MHz	
ANT	1	
Pol.	Horizontal	Fundamental
Peak	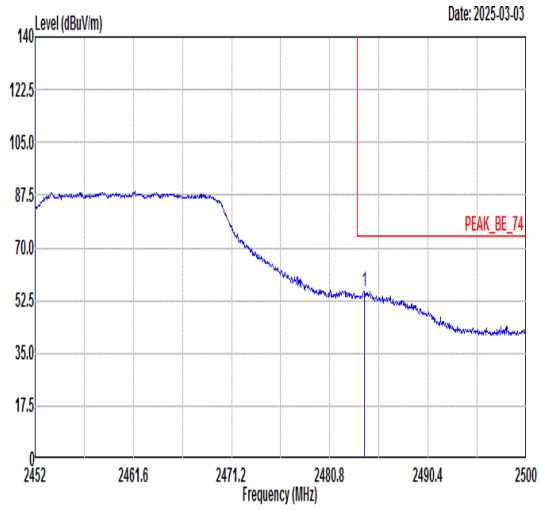 Freq Level Limit Line Margin Read Level Ant Factor Cable Loss Preamp Factor APos TPos Remark MHz dBuV/m dBuV/m dB dBuV dB/m dB dB cm deg 1 2484.16 55.69 74.00 -18.31 53.54 30.80 5.46 34.11 305 225 PEAK	Blank
Avg	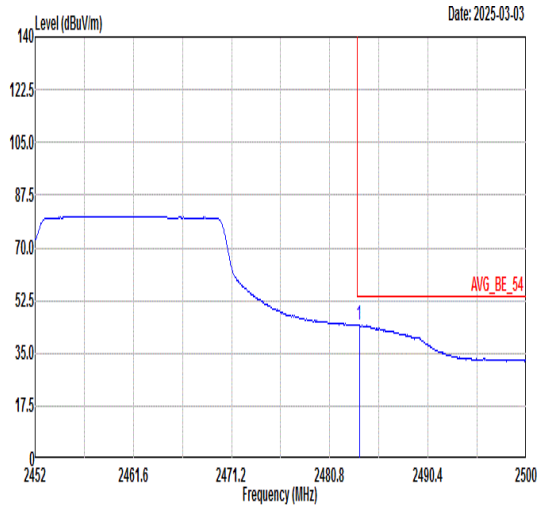 Freq Level Limit Line Margin Read Level Ant Factor Cable Loss Preamp Factor APos TPos Remark MHz dBuV/m dBuV/m dB dBuV dB/m dB dB cm deg 1 2483.68 44.32 54.00 -9.68 42.17 30.80 5.46 34.11 305 225 AVERAGE	Blank

Mode	83	
	Band Edge - L	
	2400-2483.5_802.11n HT40_CH09_2452MHz	
ANT	1	
Pol.	Vertical	Fundamental
Peak	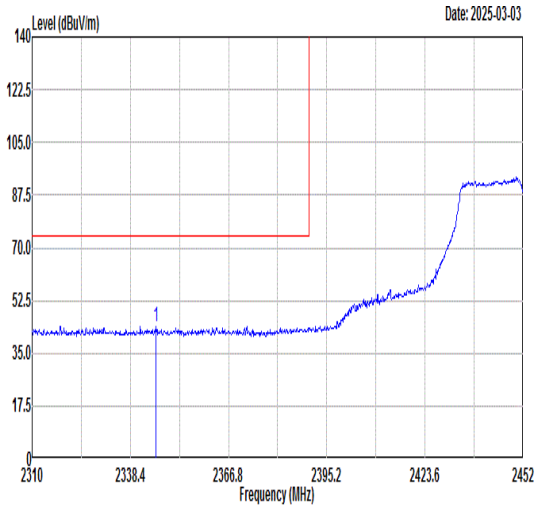 Freq Level Limit Line Margin Read Level Ant Factor Cable Loss Preamp Factor APos TPos Remark MHz dBuV/m dBuV/m dB dBuV dB/m dB dB cm deg 1 2345.78 44.10 74.00 -29.90 42.17 30.77 5.32 34.16 322 118 PEAK	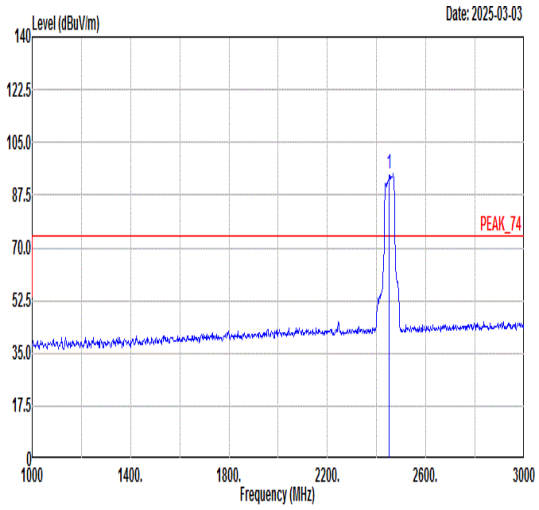 Freq Level Limit Line Margin Read Level Ant Factor Cable Loss Preamp Factor APos TPos Remark MHz dBuV/m dBuV/m dB dBuV dB/m dB dB cm deg 1 2452.00 94.60 ------ ------ 92.48 30.79 5.44 34.11 322 118 PEAK
Avg	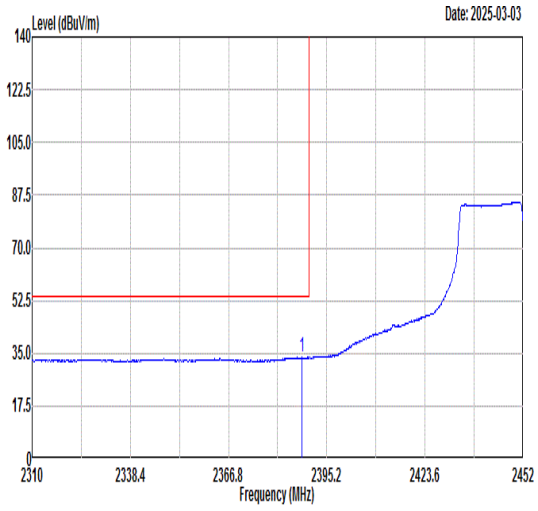 Freq Level Limit Line Margin Read Level Ant Factor Cable Loss Preamp Factor APos TPos Remark MHz dBuV/m dBuV/m dB dBuV dB/m dB dB cm deg 1 2388.10 33.58 54.00 -20.42 31.58 30.78 5.36 34.14 322 118 AVERAGE	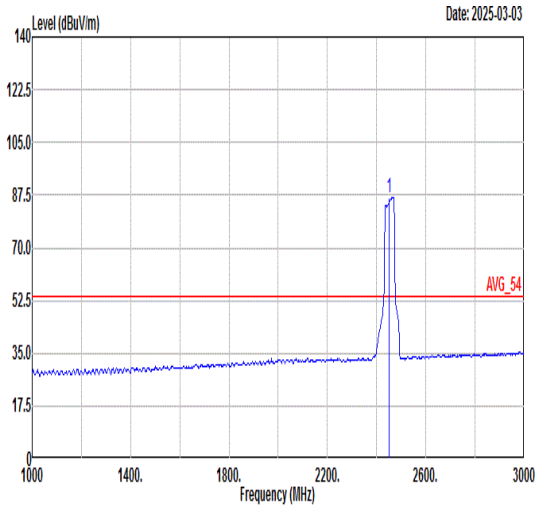 Freq Level Limit Line Margin Read Level Ant Factor Cable Loss Preamp Factor APos TPos Remark MHz dBuV/m dBuV/m dB dBuV dB/m dB dB cm deg 1 2452.00 86.60 ------ ------ 84.48 30.79 5.44 34.11 322 118 AVERAGE

Mode	83	
	Band Edge - R	
	2400-2483.5_802.11n HT40_CH09_2452MHz	
ANT	1	
Pol.	Vertical	Fundamental
Peak	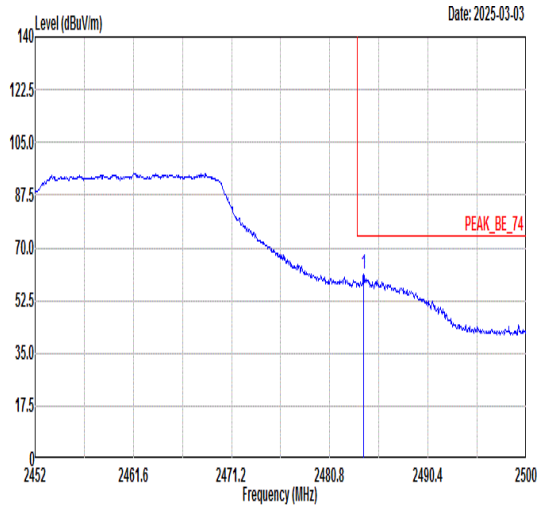 Freq Level Limit Line Margin Read Level Ant Factor Cable Loss Preamp Factor APos TPos Remark MHz dBuV/m dBuV/m dB dBuV dB/m dB dB cm deg 1 2484.11 61.25 74.00 -12.75 59.10 30.80 5.46 34.11 322 118 PEAK	Blank
Avg	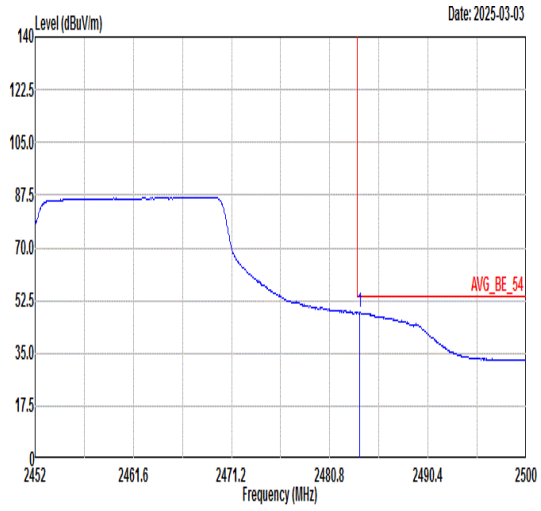 Freq Level Limit Line Margin Read Level Ant Factor Cable Loss Preamp Factor APos TPos Remark MHz dBuV/m dBuV/m dB dBuV dB/m dB dB cm deg 1 2483.73 48.51 54.00 -5.49 46.36 30.80 5.46 34.11 322 118 AVERAGE	Blank

Mode	84	
	Band Edge	
	2400-2483.5_802.11ax HE20_CH01_2412MHz	
ANT	1	
Pol.	Horizontal	Fundamental
Peak	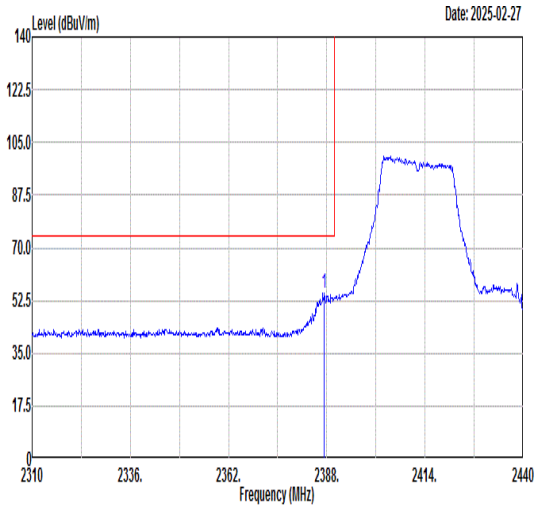 Freq Level Limit Line Margin (dB) Read Level Ant Factor Cable Loss Preamp Factor APos TPos Remark 1 2387.35 55.20 74.00 -18.80 53.21 30.78 5.36 34.15 390 45 PEAK	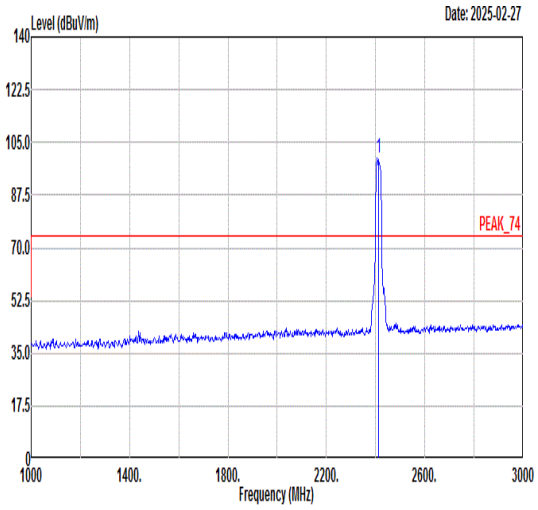 Freq Level Limit Line Margin (dB) Read Level Ant Factor Cable Loss Preamp Factor APos TPos Remark 1 2412.00 99.65 ------ ------ 97.64 30.78 5.37 34.14 390 45 PEAK
Avg	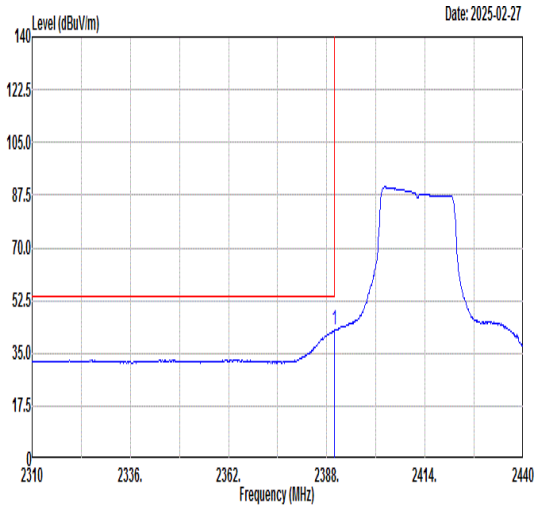 Freq Level Limit Line Margin (dB) Read Level Ant Factor Cable Loss Preamp Factor APos TPos Remark 1 2389.95 42.64 54.00 -11.36 40.64 30.78 5.36 34.14 390 45 AVERAGE	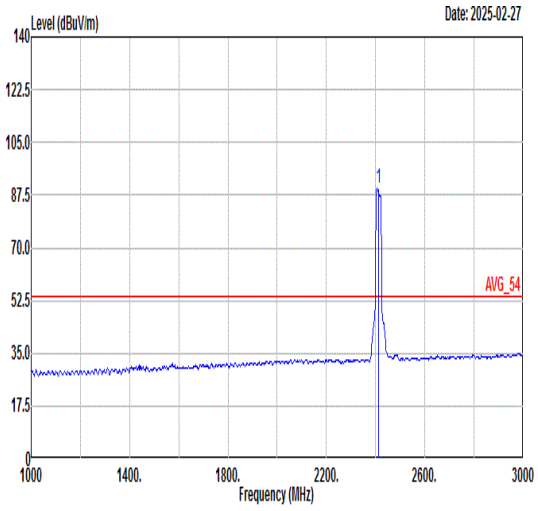 Freq Level Limit Line Margin (dB) Read Level Ant Factor Cable Loss Preamp Factor APos TPos Remark 1 2412.00 90.04 ------ ------ 88.03 30.78 5.37 34.14 390 45 AVERAGE

Mode	84	
	Band Edge	
	2400-2483.5_802.11ax HE20_CH01_2412MHz	
ANT	1	
Pol.	Vertical	Fundamental
Peak	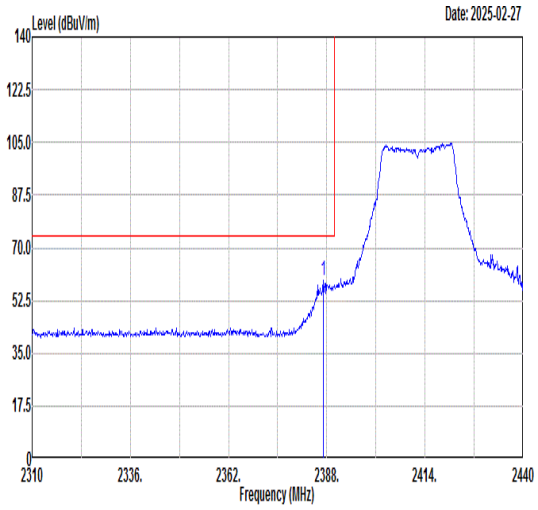 Freq Level Limit Line Margin (dB) Read Level Ant Factor Cable Loss Preamp Factor APos TPos Remark 1 2387.09 59.08 74.00 -14.92 57.09 30.78 5.36 34.15 400 144 PEAK	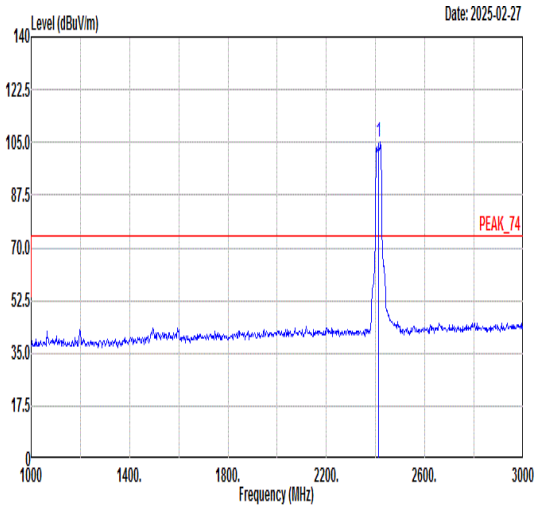 Freq Level Limit Line Margin (dB) Read Level Ant Factor Cable Loss Preamp Factor APos TPos Remark 1 2412.00 104.88 ------ ------ 102.84 30.78 5.39 34.13 400 144 PEAK
Avg	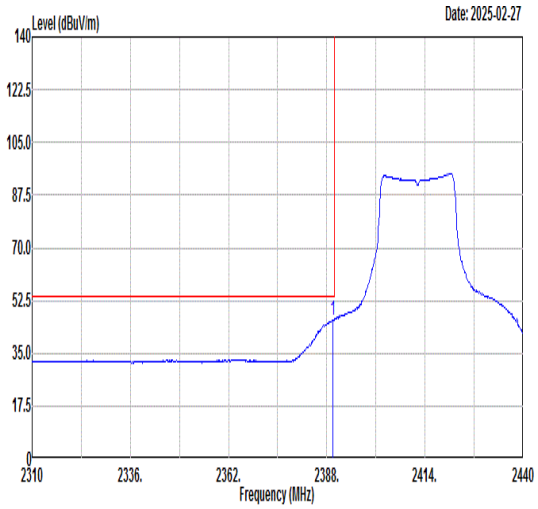 Freq Level Limit Line Margin (dB) Read Level Ant Factor Cable Loss Preamp Factor APos TPos Remark 1 2389.69 46.13 54.00 -7.87 44.13 30.78 5.36 34.14 400 144 AVERAGE	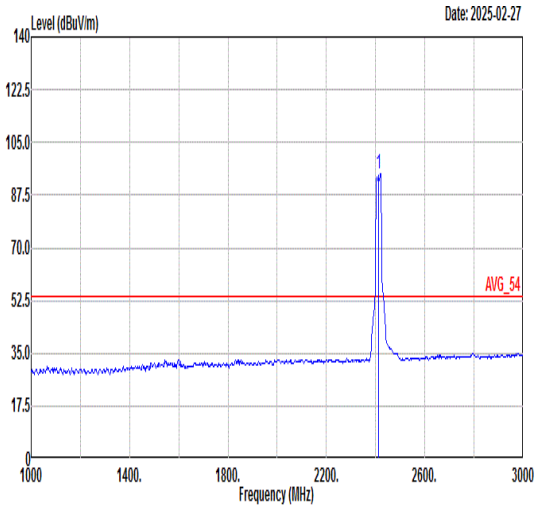 Freq Level Limit Line Margin (dB) Read Level Ant Factor Cable Loss Preamp Factor APos TPos Remark 1 2412.00 94.53 ------ ------ 92.49 30.78 5.39 34.13 400 144 AVERAGE

Mode	84	
	Harmonic	
	2400-2483.5_802.11ax HE20_CH01_2412MHz	
ANT	1	
Pol.	Horizontal	Vertical
Peak Avg	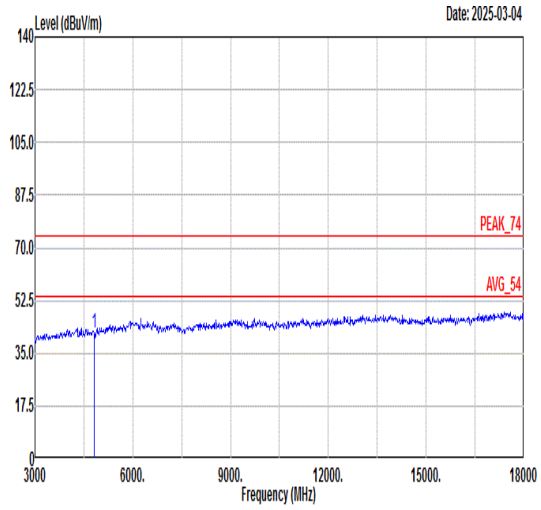 Freq Level Limit Line Margin Read Level Ant Factor Cable Loss Preamp Factor APos TPos Remark MHz dBuV/m dBuV/m dB dBuV dB/m dB dB cm deg 1 4824.00 41.95 74.00 -32.05 61.49 36.42 8.88 64.84 --- --- Peak	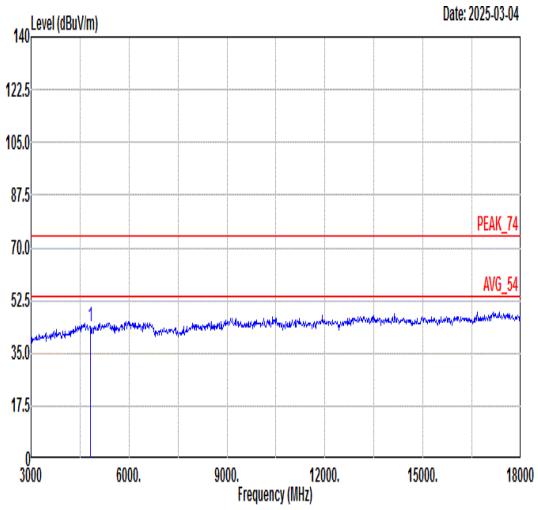 Freq Level Limit Line Margin Read Level Ant Factor Cable Loss Preamp Factor APos TPos Remark MHz dBuV/m dBuV/m dB dBuV dB/m dB dB cm deg 1 4824.00 44.03 74.00 -29.97 63.57 36.42 8.88 64.84 --- --- Peak

Mode	85	
	Harmonic	
	2400-2483.5_802.11ax HE20_CH06_2437MHz	
ANT	1	
Pol.	Horizontal	Vertical
Peak Avg	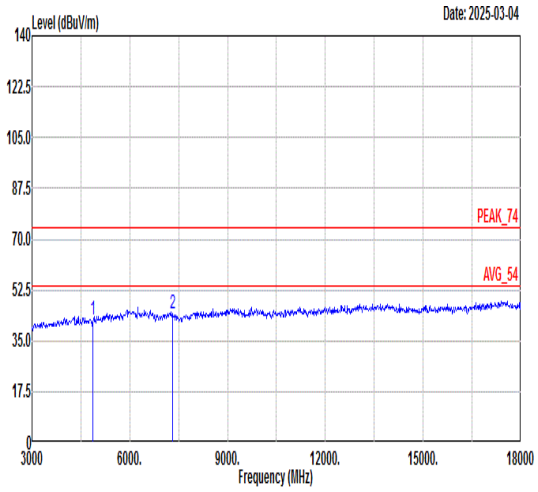 Freq Level Limit Line Margin Read Level Ant Factor Cable Loss Preamp Factor APos TPos Remark MHz dBuV/m dBuV/m dB dBuV dB/m dB dB cm deg 1 4874.00 42.30 74.00 -31.70 61.91 36.50 8.72 64.83 --- --- Peak 2 7311.00 44.15 74.00 -29.85 62.09 36.89 10.18 65.01 --- --- Peak	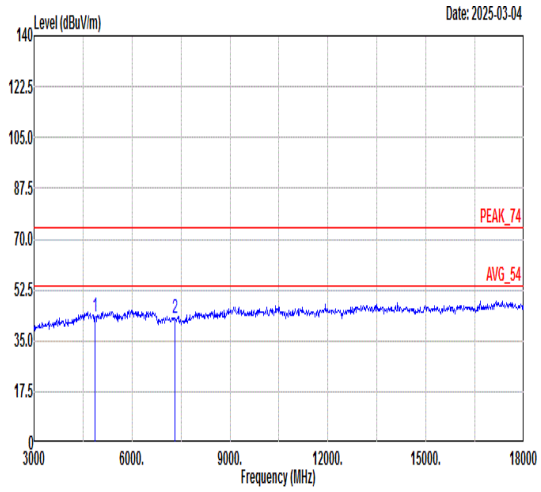 Freq Level Limit Line Margin Read Level Ant Factor Cable Loss Preamp Factor APos TPos Remark MHz dBuV/m dBuV/m dB dBuV dB/m dB dB cm deg 1 4874.00 43.34 74.00 -30.66 62.95 36.50 8.72 64.83 --- --- Peak 2 7311.00 42.63 74.00 -31.37 60.57 36.89 10.18 65.01 --- --- Peak

Mode	86	
	Band Edge	
	2400-2483.5_802.11ax HE20_CH11_2462MHz	
ANT	1	
Pol.	Horizontal	Fundamental
Peak	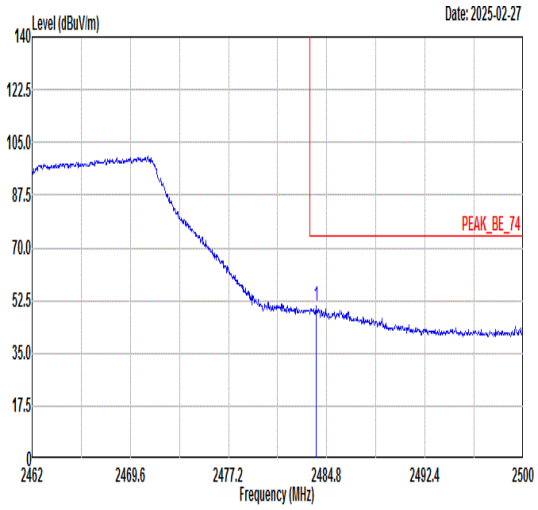 Freq Level Limit Line Margin (dB) Read Level Ant Factor Cable Loss Preamp Factor APos TPos Remark 1 2484.00 50.89 74.00 -23.11 48.74 30.80 5.46 34.11 400 45 PEAK	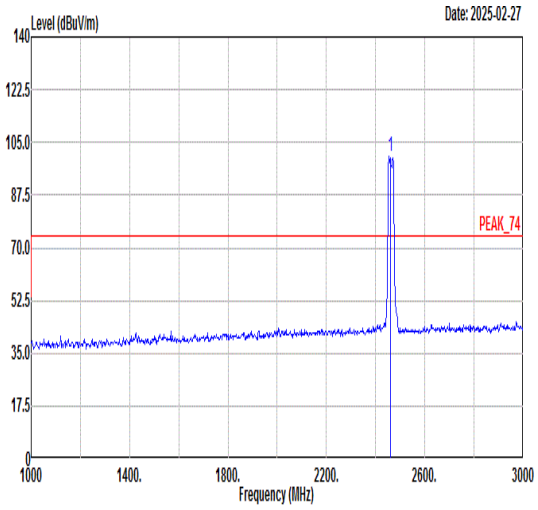 Freq Level Limit Line Margin (dB) Read Level Ant Factor Cable Loss Preamp Factor APos TPos Remark 1 2462.00 100.16 ------ ------ 98.06 30.79 5.43 34.12 400 45 PEAK
Avg	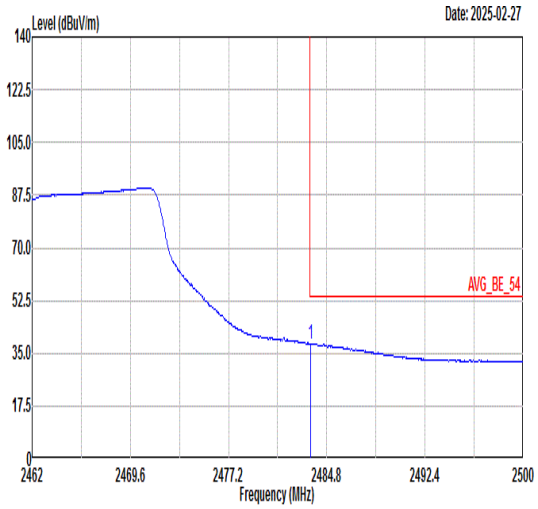 Freq Level Limit Line Margin (dB) Read Level Ant Factor Cable Loss Preamp Factor APos TPos Remark 1 2483.55 38.20 54.00 -15.80 36.05 30.80 5.46 34.11 400 45 AVERAGE	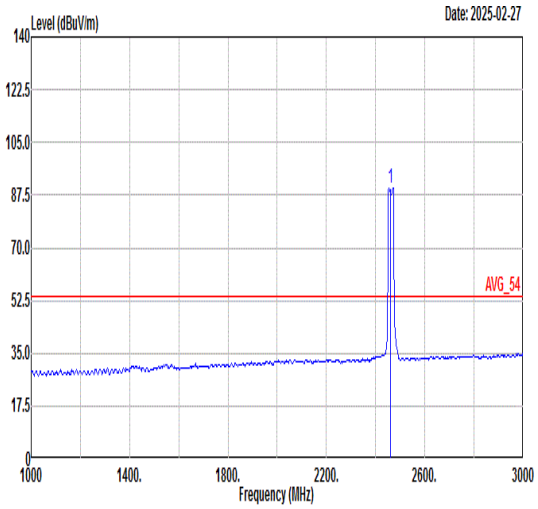 Freq Level Limit Line Margin (dB) Read Level Ant Factor Cable Loss Preamp Factor APos TPos Remark 1 2462.00 89.78 ------ ------ 87.65 30.79 5.45 34.11 400 45 AVERAGE

Mode	86	
	Band Edge	
	2400-2483.5_802.11ax HE20_CH11_2462MHz	
ANT	1	
Pol.	Vertical	Fundamental
Peak	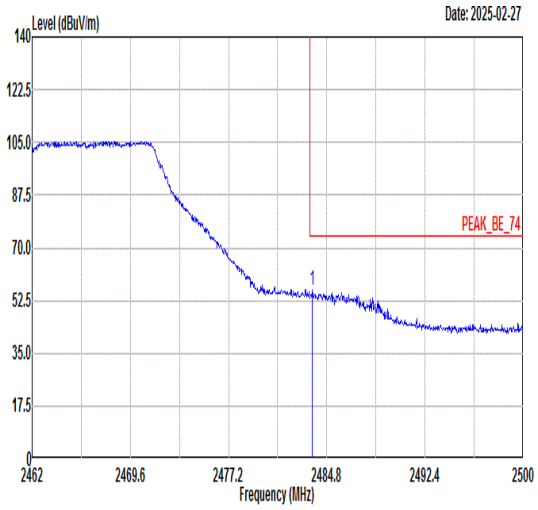 Freq Level Limit Line Margin (dB) Read Level Ant Factor Cable Loss Preamp Factor APos TPos Remark MHz dBuV/m dBuV/m dBuV dB/m dB dB cm deg 1 2483.70 55.94 74.00 -18.06 53.79 30.80 5.46 34.11 330 144 PEAK	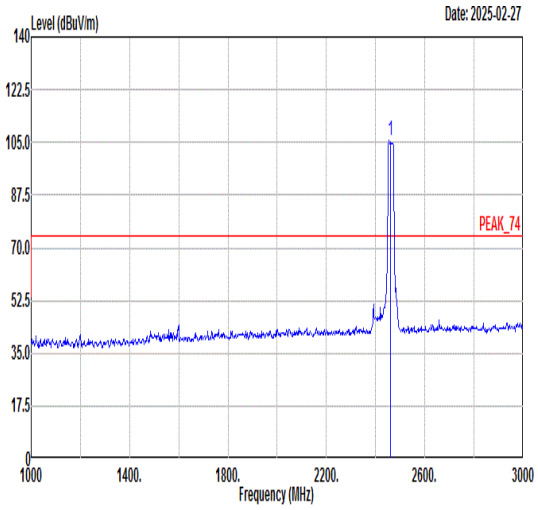 Freq Level Limit Line Margin (dB) Read Level Ant Factor Cable Loss Preamp Factor APos TPos Remark MHz dBuV/m dBuV/m dBuV dB/m dB dB cm deg 1 2462.00 105.76 ------ ------ 103.66 30.79 5.43 34.12 330 144 PEAK
Avg	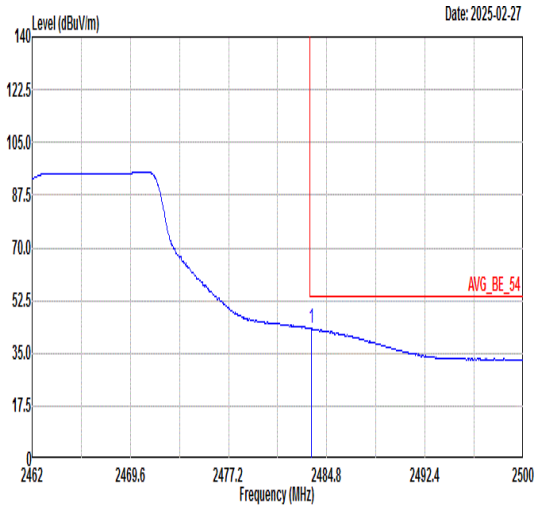 Freq Level Limit Line Margin (dB) Read Level Ant Factor Cable Loss Preamp Factor APos TPos Remark MHz dBuV/m dBuV/m dBuV dB/m dB dB cm deg 1 2483.62 43.32 54.00 -10.68 41.17 30.80 5.46 34.11 330 144 AVERAGE	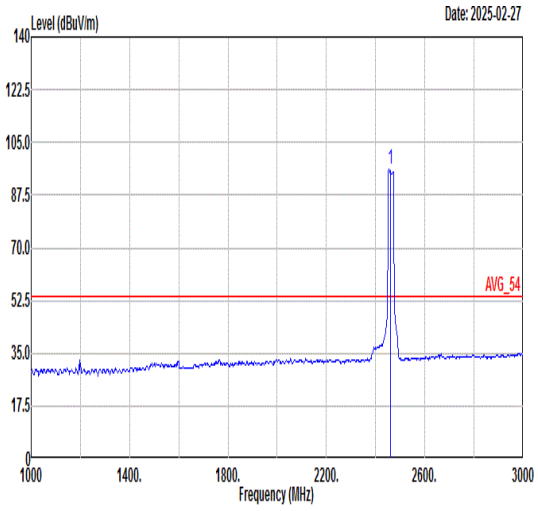 Freq Level Limit Line Margin (dB) Read Level Ant Factor Cable Loss Preamp Factor APos TPos Remark MHz dBuV/m dBuV/m dBuV dB/m dB dB cm deg 1 2462.00 95.94 ------ ------ 93.84 30.79 5.43 34.12 330 144 AVERAGE

Mode	86	
	Harmonic	
	2400-2483.5_802.11ax HE20_CH11_2462MHz	
ANT	1	
Pol.	Horizontal	Vertical
Peak Avg	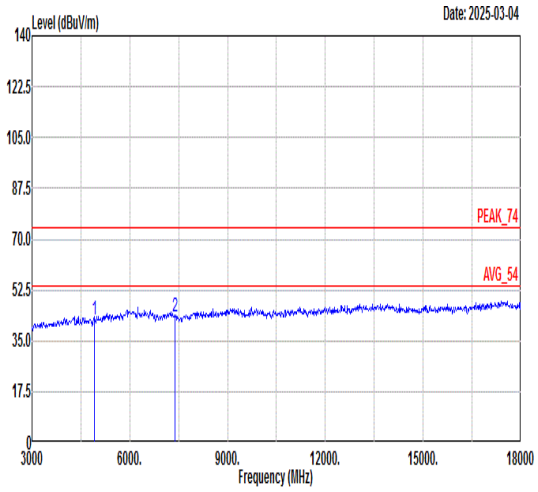 Freq Level Limit Line Margin Read Level Ant Factor Cable Loss Preamp Factor APos TPos Remark MHz dBuV/m dBuV/m dB dBuV dB/m dB dB cm deg 1 4924.00 42.32 74.00 -31.68 61.99 36.58 8.57 64.82 --- --- Peak 2 7386.00 43.34 74.00 -30.66 61.33 36.81 10.18 64.98 --- --- Peak	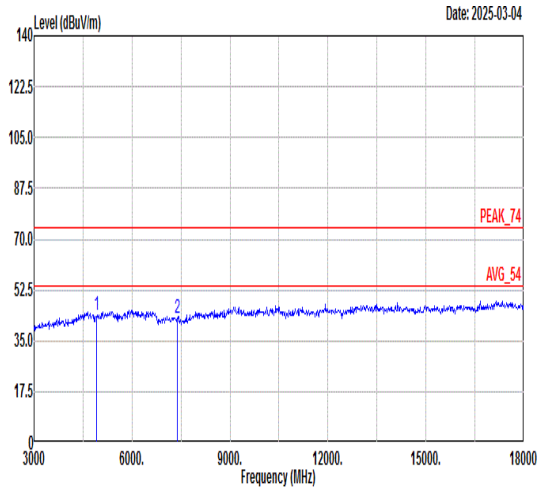 Freq Level Limit Line Margin Read Level Ant Factor Cable Loss Preamp Factor APos TPos Remark MHz dBuV/m dBuV/m dB dBuV dB/m dB dB cm deg 1 4924.00 43.79 74.00 -30.21 63.46 36.58 8.57 64.82 --- --- Peak 2 7386.00 42.87 74.00 -31.13 60.86 36.81 10.18 64.98 --- --- Peak

Mode	87	
	Band Edge - L	
	2400-2483.5_802.11ax HE40_CH03_2422MHz	
ANT	1	
Pol.	Horizontal	Fundamental
Peak	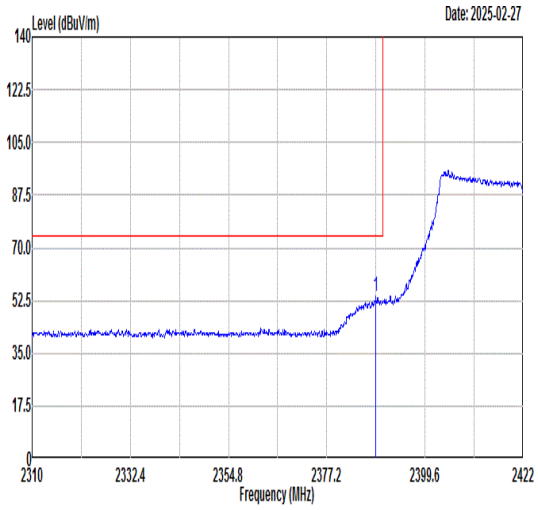 Freq Level Limit Line Margin (dB) Read Level Ant Factor Cable Loss Preamp Factor APos TPos Remark 1 2388.40 53.62 74.00 -20.38 51.62 30.78 5.36 34.14 389 45 PEAK	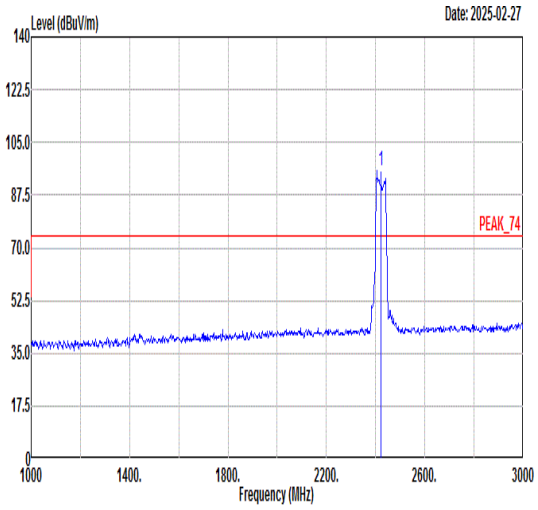 Freq Level Limit Line Margin (dB) Read Level Ant Factor Cable Loss Preamp Factor APos TPos Remark 1 2422.00 95.46 ------ ------ 93.45 30.78 5.37 34.14 389 45 PEAK
Avg	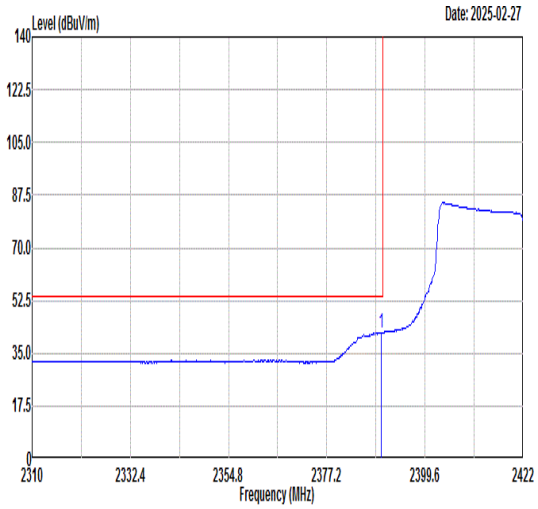 Freq Level Limit Line Margin (dB) Read Level Ant Factor Cable Loss Preamp Factor APos TPos Remark 1 2389.63 41.90 54.00 -12.10 39.90 30.78 5.36 34.14 389 45 AVERAGE	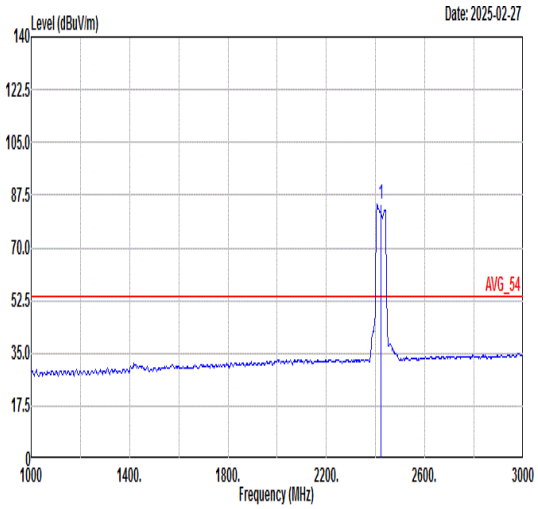 Freq Level Limit Line Margin (dB) Read Level Ant Factor Cable Loss Preamp Factor APos TPos Remark 1 2422.00 84.74 ------ ------ 82.73 30.78 5.37 34.14 389 45 AVERAGE

Mode	87	
	Band Edge - R	
	2400-2483.5_802.11ax HE40_CH03_2422MHz	
ANT	1	
Pol.	Horizontal	Fundamental
Peak	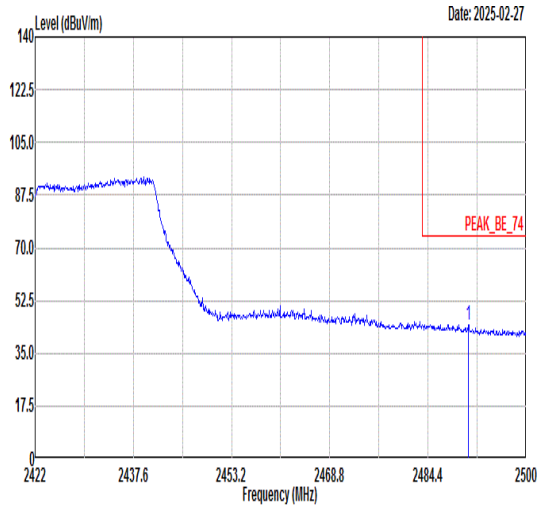 Freq Level Limit Line Margin (dB) Read Level Ant Factor Cable Loss Preamp Factor APos TPos Remark MHz dBuV/m dBuV/m dBuV dB/m dB dB cm deg 1 2490.80 44.51 74.00 -29.49 42.34 30.80 5.47 34.10 389 45 PEAK	Blank
Avg	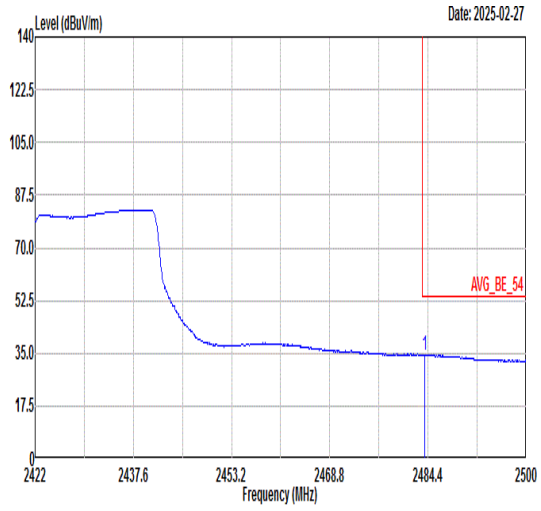 Freq Level Limit Line Margin (dB) Read Level Ant Factor Cable Loss Preamp Factor APos TPos Remark MHz dBuV/m dBuV/m dBuV dB/m dB dB cm deg 1 2483.85 34.49 54.00 -19.51 32.34 30.80 5.46 34.11 389 45 AVERAGE	Blank

Mode	87	
	Band Edge - L	
	2400-2483.5_802.11ax HE40_CH03_2422MHz	
ANT	1	
Pol.	Vertical	Fundamental
Peak	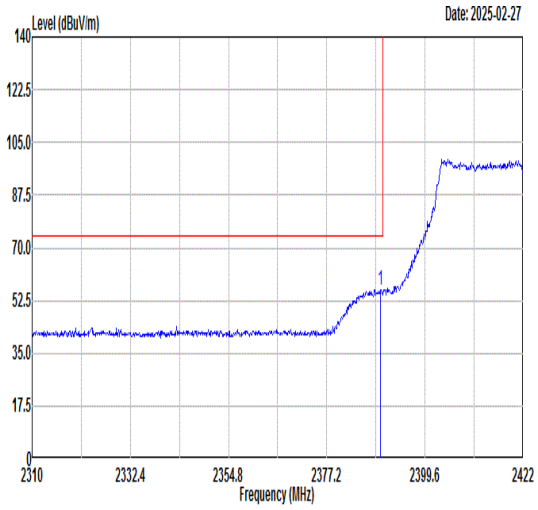 Freq Level Limit Line Margin (dB) Read Level Ant Factor Cable Loss Preamp Factor APos TPos Remark 1 2389.52 55.98 74.00 -18.02 53.98 30.78 5.36 34.14 400 147 PEAK	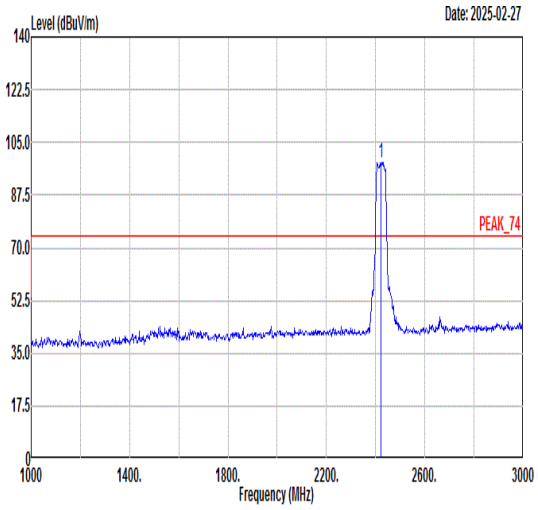 Freq Level Limit Line Margin (dB) Read Level Ant Factor Cable Loss Preamp Factor APos TPos Remark 1 2422.00 98.45 ------ ------ 96.41 30.78 5.39 34.13 400 147 PEAK
Avg	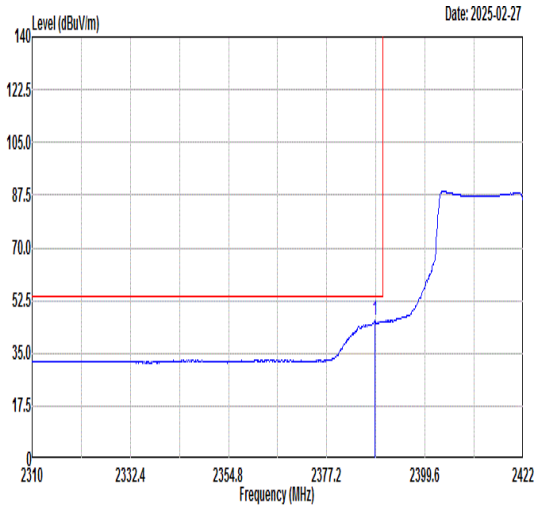 Freq Level Limit Line Margin (dB) Read Level Ant Factor Cable Loss Preamp Factor APos TPos Remark 1 2388.18 45.72 54.00 -8.28 43.72 30.78 5.36 34.14 400 147 AVERAGE	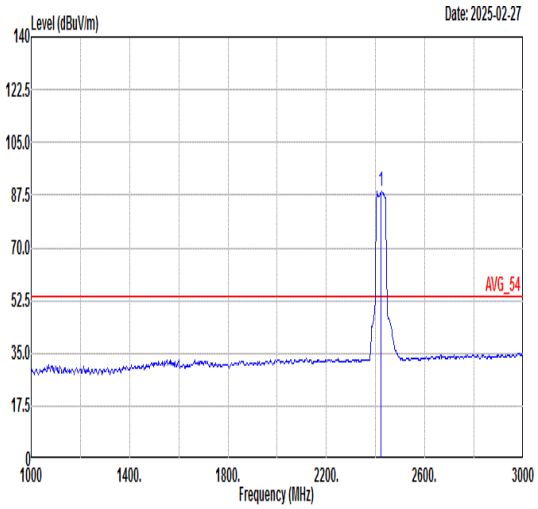 Freq Level Limit Line Margin (dB) Read Level Ant Factor Cable Loss Preamp Factor APos TPos Remark 1 2422.00 88.58 ------ ------ 86.57 30.78 5.37 34.14 400 147 AVERAGE

Mode	87	
	Band Edge - R	
	2400-2483.5_802.11ax HE40_CH03_2422MHz	
ANT	1	
Pol.	Vertical	Fundamental
Peak	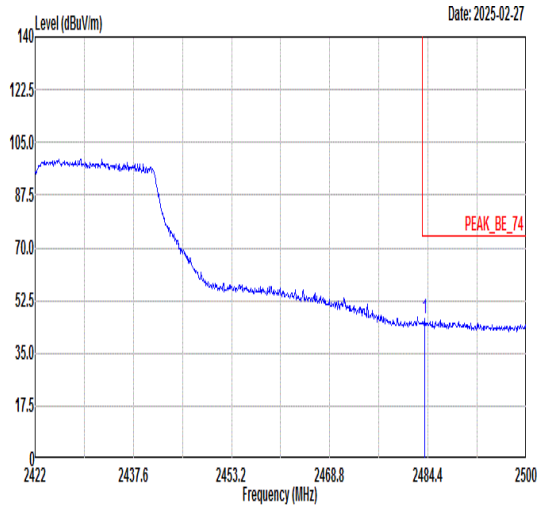 Freq Level Limit Line Margin (dB) Read Level Ant Factor Cable Loss Preamp Factor APos TPos Remark MHz dBuV/m dBuV/m dBuV dB/m dB dB cm deg 1 2483.85 46.45 74.00 -27.55 44.30 30.80 5.46 34.11 400 147 PEAK	Blank
Avg	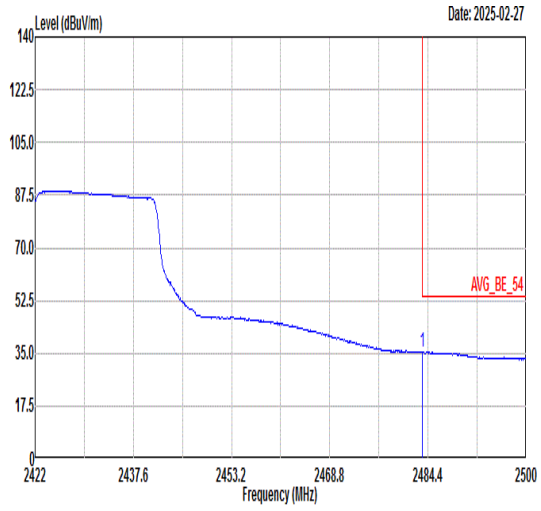 Freq Level Limit Line Margin (dB) Read Level Ant Factor Cable Loss Preamp Factor APos TPos Remark MHz dBuV/m dBuV/m dBuV dB/m dB dB cm deg 1 2483.54 35.33 54.00 -18.67 33.18 30.80 5.46 34.11 400 147 AVERAGE	Blank

Mode	88	
	Band Edge - L	
	2400-2483.5_802.11ax HE40_CH09_2452MHz	
ANT	1	
Pol.	Horizontal	Fundamental
Peak	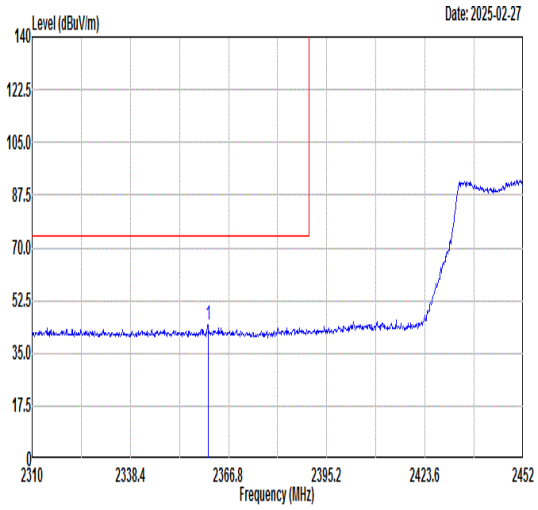 Freq Level Limit Line Margin (dB) Read Level Ant Factor Cable Loss Preamp Factor APos TPos Remark 1 2360.84 44.56 74.00 -29.44 42.62 30.77 5.33 34.16 400 48 PEAK	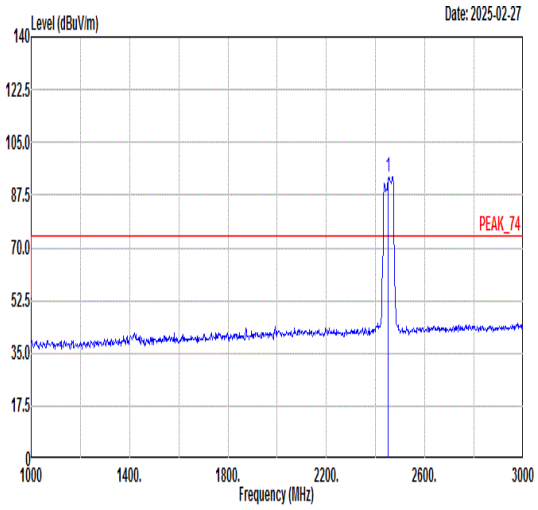 Freq Level Limit Line Margin (dB) Read Level Ant Factor Cable Loss Preamp Factor APos TPos Remark 1 2452.00 93.42 ------ ------ 91.30 30.79 5.44 34.11 400 48 PEAK
Avg	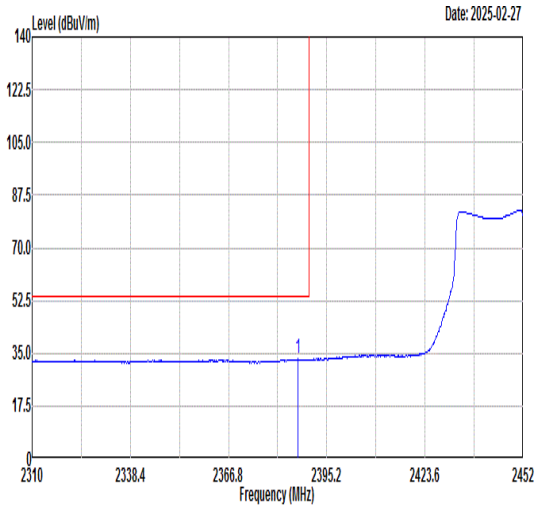 Freq Level Limit Line Margin (dB) Read Level Ant Factor Cable Loss Preamp Factor APos TPos Remark 1 2386.82 33.07 54.00 -20.93 31.08 30.78 5.36 34.15 400 48 AVERAGE	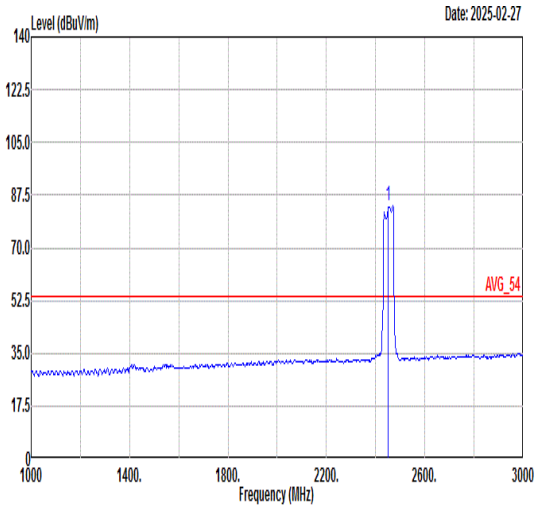 Freq Level Limit Line Margin (dB) Read Level Ant Factor Cable Loss Preamp Factor APos TPos Remark 1 2452.00 83.86 ------ ------ 81.74 30.79 5.44 34.11 400 48 AVERAGE

Mode	88	
	Band Edge - R	
	2400-2483.5_802.11ax HE40_CH09_2452MHz	
ANT	1	
Pol.	Horizontal	Fundamental
Peak	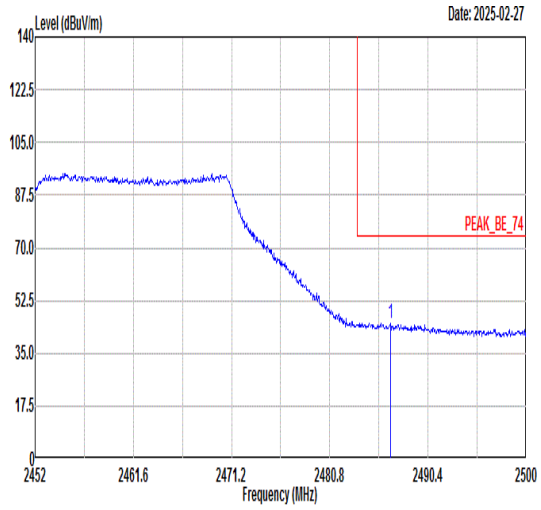 Freq Level Limit Line Margin (dB) Read Level Ant Factor Cable Loss Preamp Factor APos TPos Remark MHz dBuV/m dBuV/m dBuV dB/m dB dB cm deg 1 2486.75 45.07 74.00 -28.93 42.92 30.80 5.46 34.11 400 48 PEAK	Blank
Avg	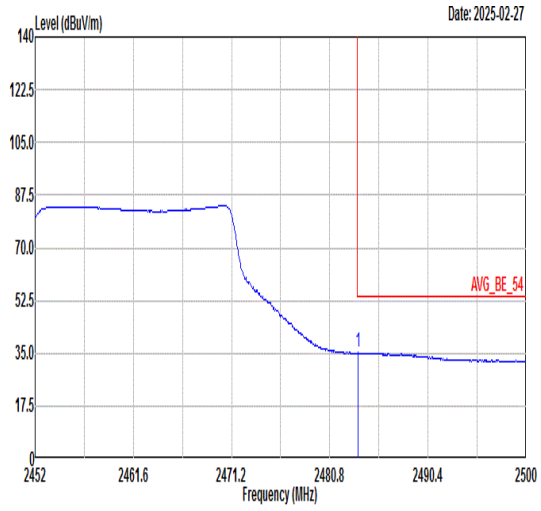 Freq Level Limit Line Margin (dB) Read Level Ant Factor Cable Loss Preamp Factor APos TPos Remark MHz dBuV/m dBuV/m dBuV dB/m dB dB cm deg 1 2483.54 35.18 54.00 -18.82 33.03 30.80 5.46 34.11 400 48 AVERAGE	Blank

Mode	88	
	Band Edge - L	
	2400-2483.5_802.11ax HE40_CH09_2452MHz	
ANT	1	
Pol.	Vertical	Fundamental
Peak	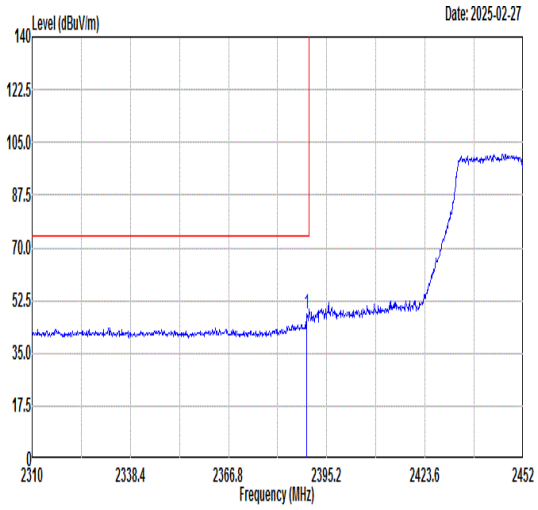 Freq Level Limit Line Margin (dB) Read Level Ant Factor Cable Loss Preamp Factor APos TPos Remark MHz dBuV/m dBuV/m dBuV dB/m dB dB cm deg 1 2389.38 47.83 74.00 -26.17 45.83 30.78 5.36 34.14 331 145 PEAK	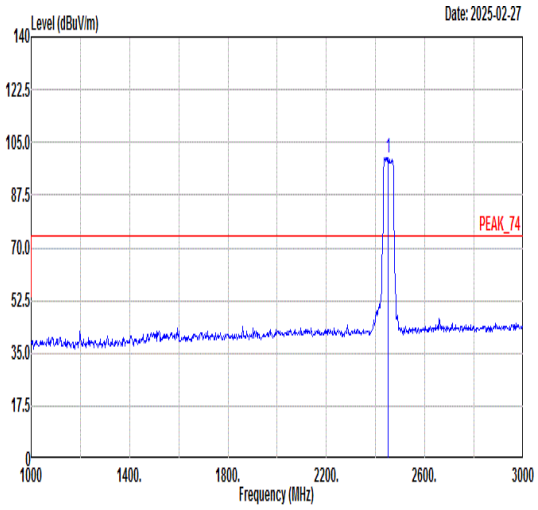 Freq Level Limit Line Margin (dB) Read Level Ant Factor Cable Loss Preamp Factor APos TPos Remark MHz dBuV/m dBuV/m dBuV dB/m dB dB cm deg 1 2452.00 100.08 ------ ------ 97.99 30.79 5.42 34.12 331 145 PEAK
Avg	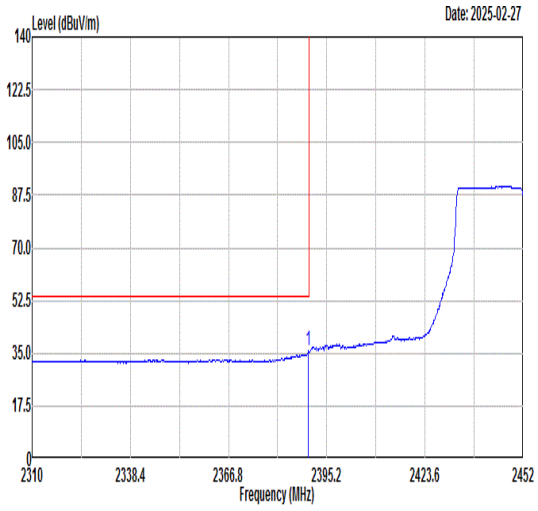 Freq Level Limit Line Margin (dB) Read Level Ant Factor Cable Loss Preamp Factor APos TPos Remark MHz dBuV/m dBuV/m dBuV dB/m dB dB cm deg 1 2389.95 35.72 54.00 -18.28 33.72 30.78 5.36 34.14 331 145 AVERAGE	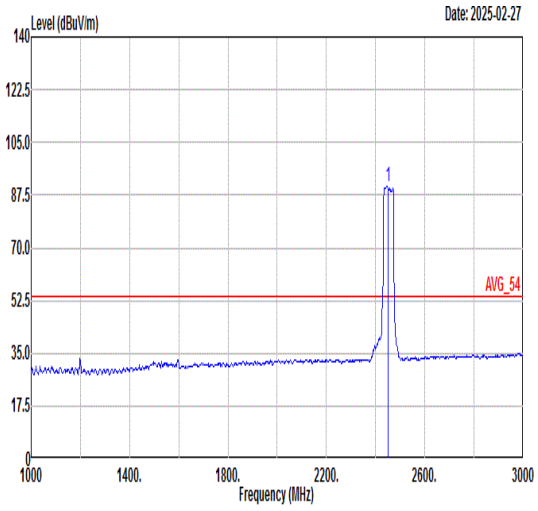 Freq Level Limit Line Margin (dB) Read Level Ant Factor Cable Loss Preamp Factor APos TPos Remark MHz dBuV/m dBuV/m dBuV dB/m dB dB cm deg 1 2452.00 90.16 ------ ------ 88.07 30.79 5.42 34.12 331 145 AVERAGE

Mode	88	
	Band Edge - R	
	2400-2483.5_802.11ax HE40_CH09_2452MHz	
ANT	1	
Pol.	Vertical	Fundamental
Peak	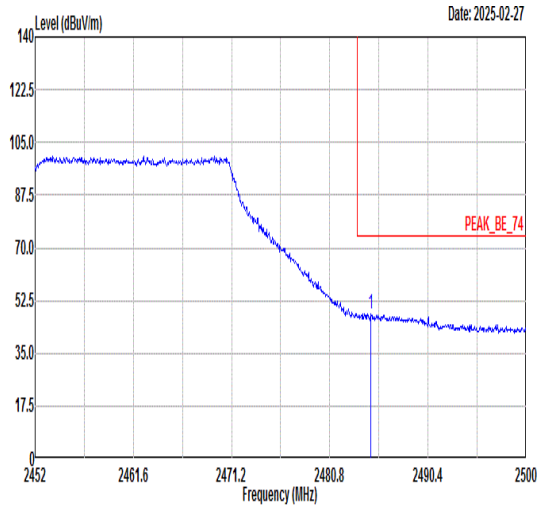 Freq Level Limit Line Margin (dB) Read Level Ant Factor Cable Loss Preamp Factor APos TPos Remark MHz dBuV/m dBuV/m dBuV dB/m dB dB cm deg 1 2484.83 48.21 74.00 -25.79 46.06 30.80 5.46 34.11 331 145 PEAK	Blank
Avg	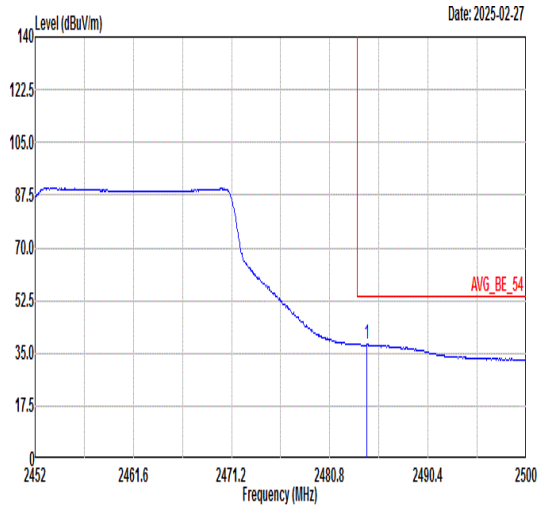 Freq Level Limit Line Margin (dB) Read Level Ant Factor Cable Loss Preamp Factor APos TPos Remark MHz dBuV/m dBuV/m dBuV dB/m dB dB cm deg 1 2484.40 37.91 54.00 -16.09 35.76 30.80 5.46 34.11 331 145 AVERAGE	Blank

Mode	89	
	Band Edge	
	2400-2483.5_802.11ax HE20_CH01_Partial RU_2412MHz	
ANT	1	
Pol.	Horizontal	Fundamental
Peak	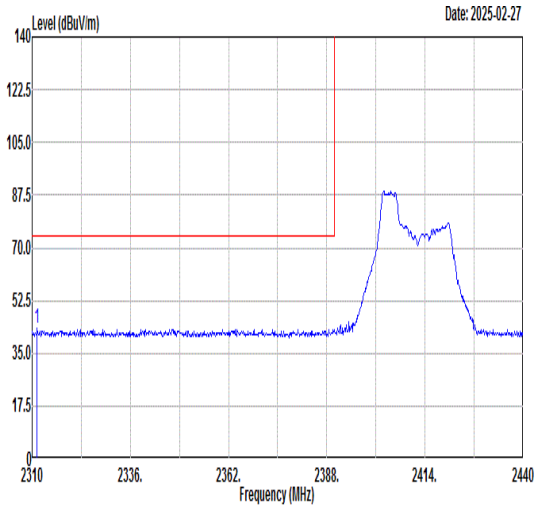 Freq Level Limit Line Margin (dB) Read Level Ant Factor Cable Loss Preamp Factor APos TPos Remark 1 2311.30 43.27 74.00 -30.73 41.40 30.76 5.29 34.18 100 87 PEAK	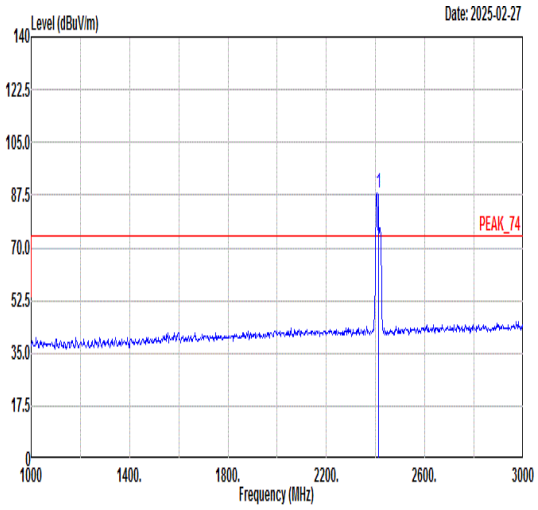 Freq Level Limit Line Margin (dB) Read Level Ant Factor Cable Loss Preamp Factor APos TPos Remark 1 2412.00 88.41 ------ ------ 86.40 30.78 5.37 34.14 100 87 PEAK
Avg	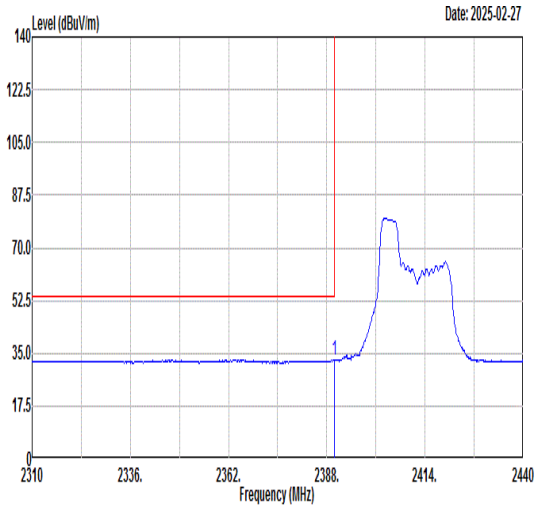 Freq Level Limit Line Margin (dB) Read Level Ant Factor Cable Loss Preamp Factor APos TPos Remark 1 2389.95 32.83 54.00 -21.17 30.83 30.78 5.36 34.14 100 87 AVERAGE	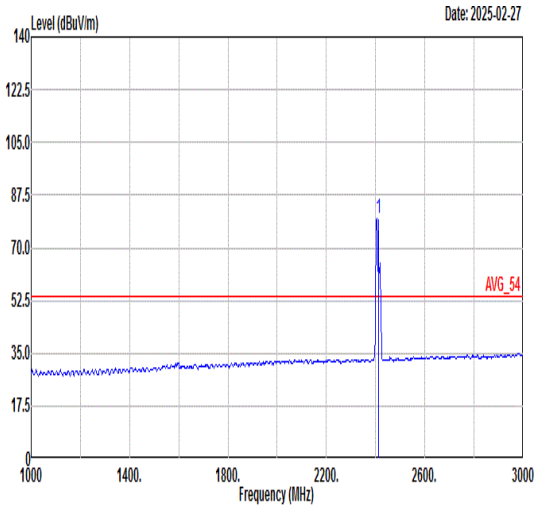 Freq Level Limit Line Margin (dB) Read Level Ant Factor Cable Loss Preamp Factor APos TPos Remark 1 2412.00 79.59 ------ ------ 77.58 30.78 5.37 34.14 100 87 AVERAGE

Mode	89	
	Band Edge	
	2400-2483.5_802.11ax HE20_CH01_Partial RU_2412MHz	
ANT	1	
Pol.	Vertical	Fundamental
Peak	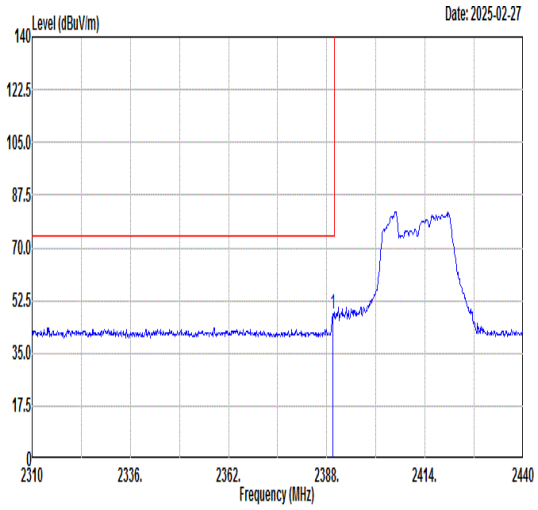 Freq Level Limit Line Margin (dB) Read Level Ant Factor Cable Loss Preamp Factor APos TPos Remark MHz dBuV/m dBuV/m dBuV dB/m dB dB cm deg 1 2389.69 48.17 74.00 -25.83 46.17 30.78 5.36 34.14 100 244 PEAK	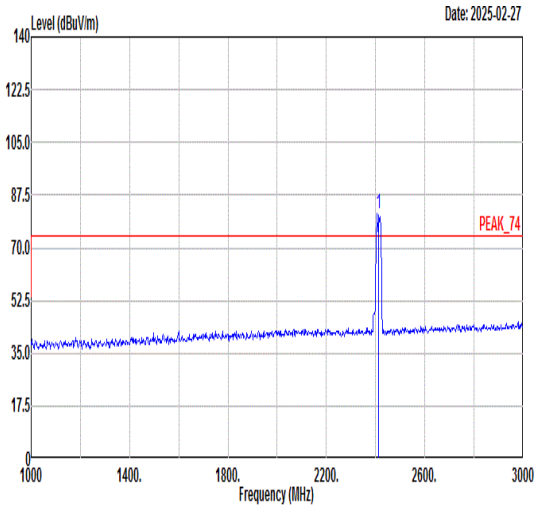 Freq Level Limit Line Margin (dB) Read Level Ant Factor Cable Loss Preamp Factor APos TPos Remark MHz dBuV/m dBuV/m dBuV dB/m dB dB cm deg 1 2412.00 81.16 ------ ------ 79.15 30.78 5.37 34.14 100 244 PEAK
Avg	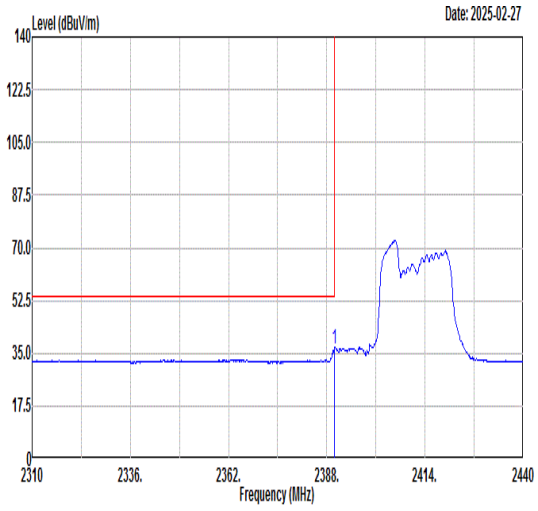 Freq Level Limit Line Margin (dB) Read Level Ant Factor Cable Loss Preamp Factor APos TPos Remark MHz dBuV/m dBuV/m dBuV dB/m dB dB cm deg 1 2389.95 36.32 54.00 -17.68 34.32 30.78 5.36 34.14 100 244 AVERAGE	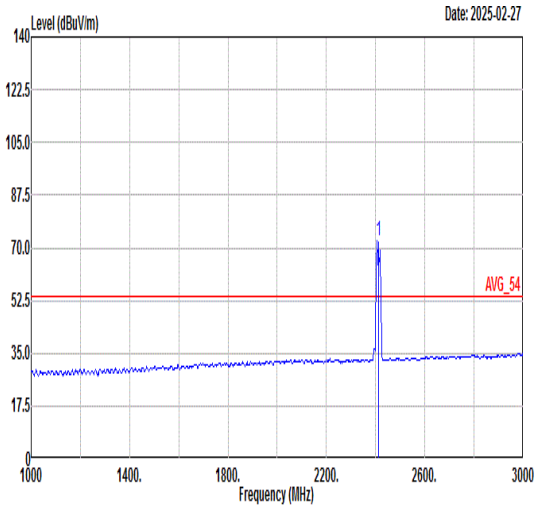 Freq Level Limit Line Margin (dB) Read Level Ant Factor Cable Loss Preamp Factor APos TPos Remark MHz dBuV/m dBuV/m dBuV dB/m dB dB cm deg 1 2412.00 72.32 ------ ------ 70.31 30.78 5.37 34.14 100 244 AVERAGE

Mode	90	
	Band Edge	
	2400-2483.5_802.11ax HE20_CH11_Partial RU_2462MHz	
ANT	1	
Pol.	Horizontal	Fundamental
Peak	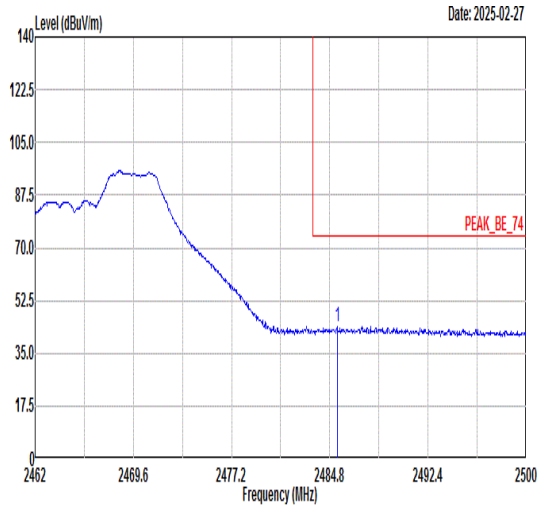 Freq Level Limit Line Margin (dB) Read Level Ant Factor Cable Loss Preamp Factor APos TPos Remark 1 2485.37 43.82 74.00 -30.18 41.67 30.80 5.46 34.11 400 58 PEAK	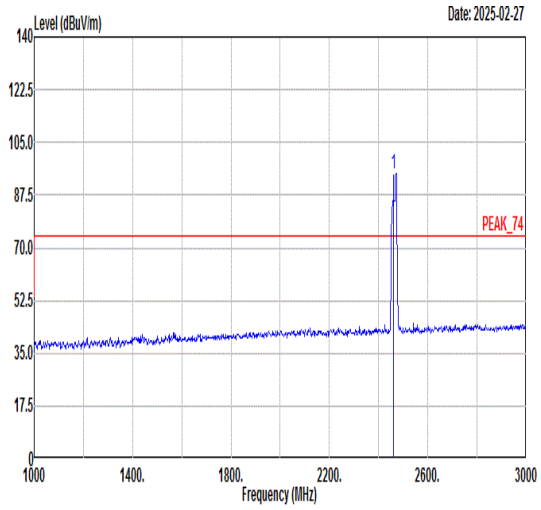 Freq Level Limit Line Margin (dB) Read Level Ant Factor Cable Loss Preamp Factor APos TPos Remark 1 2462.00 94.77 ------ ------ 92.65 30.79 5.44 34.11 400 58 PEAK
Avg	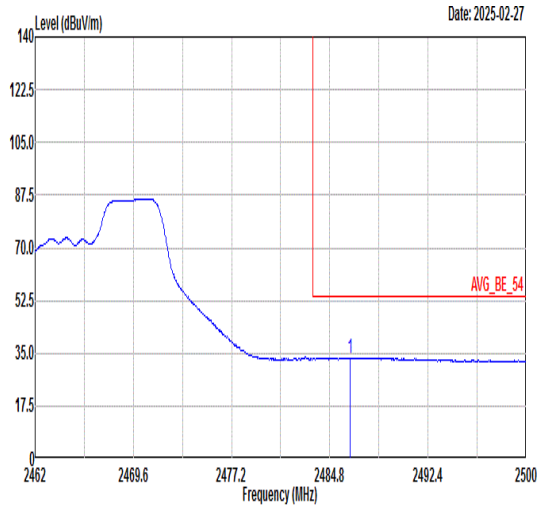 Freq Level Limit Line Margin (dB) Read Level Ant Factor Cable Loss Preamp Factor APos TPos Remark 1 2486.36 33.52 54.00 -20.48 31.37 30.80 5.46 34.11 400 58 AVERAGE	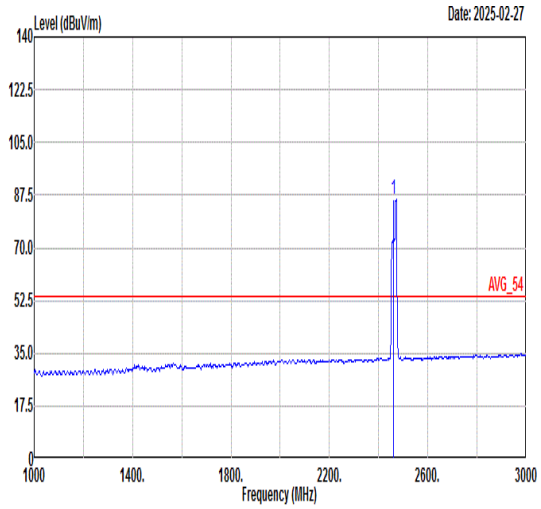 Freq Level Limit Line Margin (dB) Read Level Ant Factor Cable Loss Preamp Factor APos TPos Remark 1 2462.00 85.87 ------ ------ 83.74 30.79 5.45 34.11 400 58 AVERAGE

Mode	90	
	Band Edge	
	2400-2483.5_802.11ax HE20_CH11_Partial RU_2462MHz	
ANT	1	
Pol.	Vertical	Fundamental
Peak	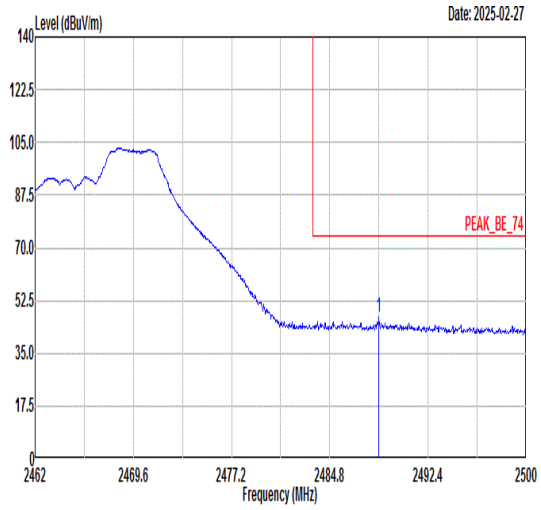 Freq Level Limit Line Margin (dB) Read Level Ant Factor Cable Loss Preamp Factor APos TPos Remark 1 2488.60 46.85 74.00 -27.15 44.68 30.80 5.47 34.10 333 146 PEAK	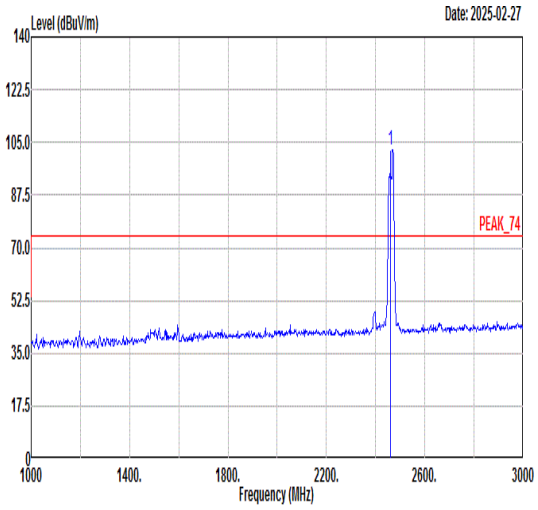 Freq Level Limit Line Margin (dB) Read Level Ant Factor Cable Loss Preamp Factor APos TPos Remark 1 2462.00 102.49 ------ ------ 100.37 30.79 5.44 34.11 333 146 PEAK
Avg	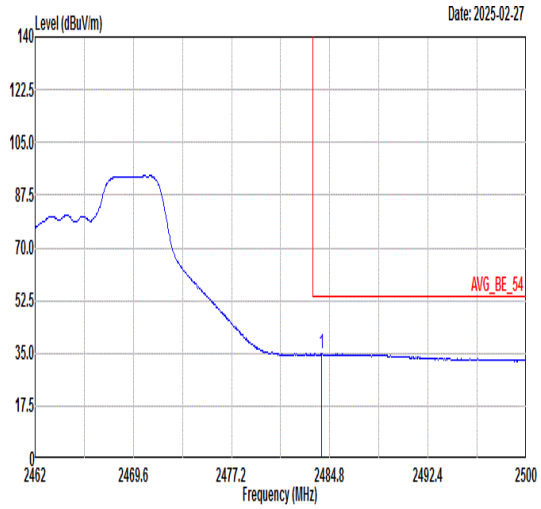 Freq Level Limit Line Margin (dB) Read Level Ant Factor Cable Loss Preamp Factor APos TPos Remark 1 2484.19 34.77 54.00 -19.23 32.62 30.80 5.46 34.11 333 146 AVERAGE	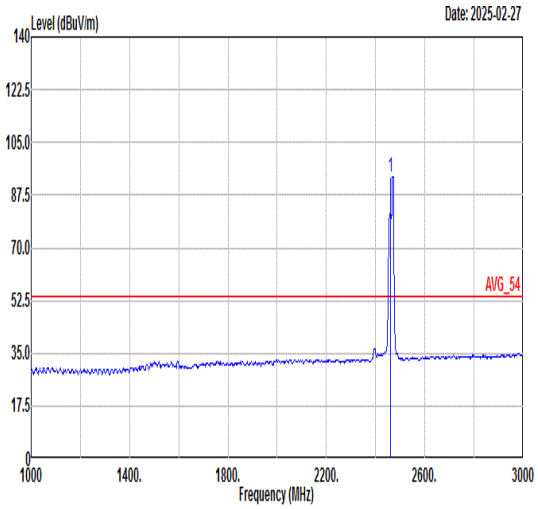 Freq Level Limit Line Margin (dB) Read Level Ant Factor Cable Loss Preamp Factor APos TPos Remark 1 2462.00 93.73 ------ ------ 91.60 30.79 5.45 34.11 333 146 AVERAGE

Mode	91
	LF
	2400-2483.5_802.11b_CH06_2437MHz
ANT	1

Pol.	Horizontal	Vertical
QP/ Peak	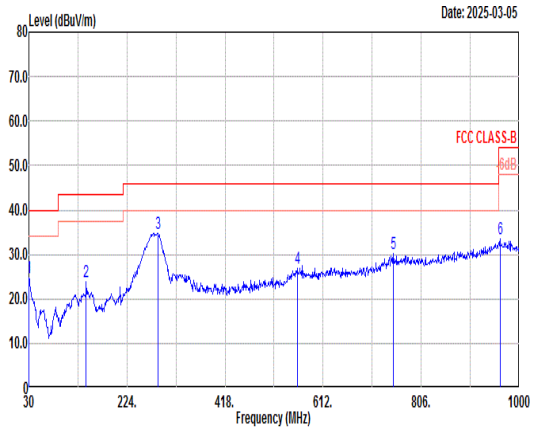	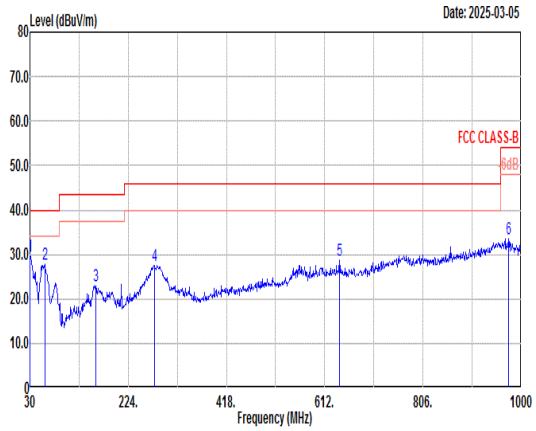

	Freq	Level	Limit Line	Margin	Read Level	Ant Factor	Cable Loss	Preamp Factor	APos	TPos	Remark
	MHz	dBuV/m	dBuV/m	dB	dBuV	dB/m	dB	dB	cm	deg	
1	30.00	24.80	40.00	-15.20	30.48	25.29	0.53	31.50	---	---	Peak
2	143.49	24.00	43.50	-19.50	37.00	17.38	1.23	31.61	---	---	Peak
3	285.11	34.84	46.00	-11.16	45.62	19.03	1.76	31.57	---	---	Peak
4	560.59	26.86	46.00	-19.14	28.64	27.00	2.48	31.26	---	---	Peak
5	750.71	30.13	46.00	-15.87	29.50	28.78	2.85	31.00	---	---	Peak
6	962.17	33.40	54.00	-20.60	29.19	31.77	3.25	30.81	---	---	Peak

	Freq	Level	Limit Line	Margin	Read Level	Ant Factor	Cable Loss	Preamp Factor	APos	TPos	Remark
	MHz	dBuV/m	dBuV/m	dB	dBuV	dB/m	dB	dB	cm	deg	
1	30.00	29.62	40.00	-10.38	35.30	25.29	0.53	31.50	---	---	Peak
2	59.10	27.79	40.00	-12.21	46.72	12.00	0.77	31.70	---	---	Peak
3	159.98	23.02	43.50	-20.48	36.82	16.49	1.29	31.58	---	---	Peak
4	275.41	27.42	46.00	-18.58	38.39	18.85	1.73	31.55	---	---	Peak
5	641.10	28.54	46.00	-17.46	30.32	26.77	2.63	31.18	---	---	Peak
6	974.78	33.41	54.00	-20.59	29.42	31.50	3.27	30.78	---	---	Peak

Mode	92	
	Band Edge	
	2400-2483.5_Bluetooth-LE_GSFK _CH00_2402MHz+802.11n HT20_CH11_2462MHz	
ANT	1	
Pol.	Horizontal	Fundamental
Peak	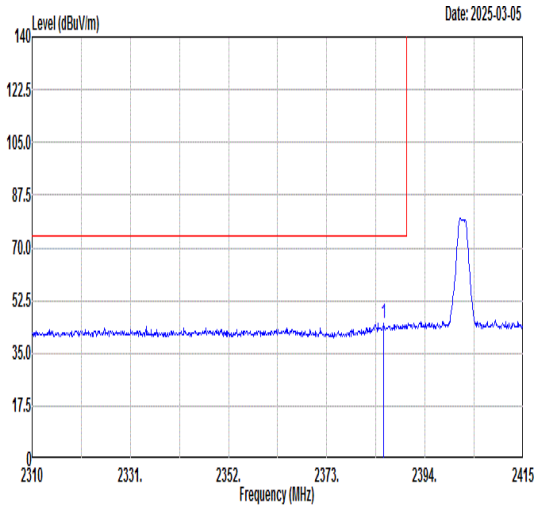 Freq Level Limit Line Margin (dB) Read Level Ant Factor Cable Loss Preamp Factor APos TPos Remark 1 2385.18 45.16 74.00 -28.84 43.18 30.78 5.35 34.15 400 53 PEAK	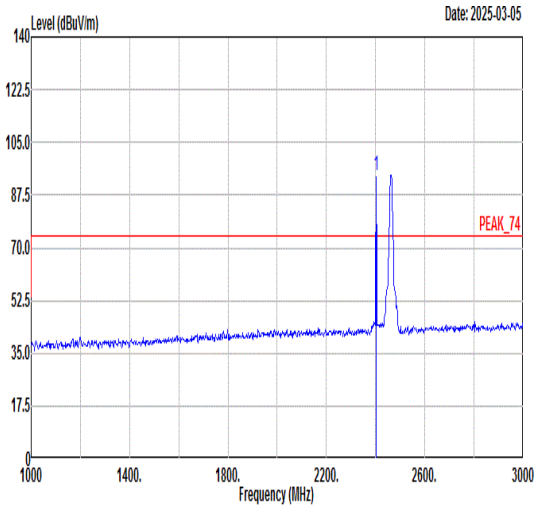 Freq Level Limit Line Margin (dB) Read Level Ant Factor Cable Loss Preamp Factor APos TPos Remark 1 2402.00 94.20 ------ ------ 92.08 30.79 5.44 34.11 400 53 PEAK
Avg	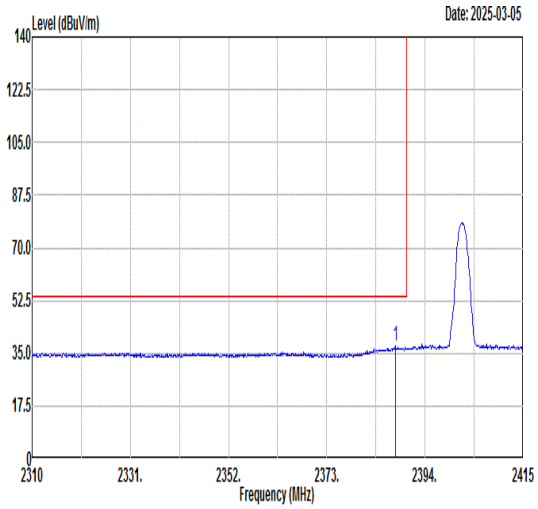 Freq Level Limit Line Margin (dB) Read Level Ant Factor Cable Loss Preamp Factor APos TPos Remark 1 2387.70 37.40 54.00 -16.60 35.40 30.78 5.36 34.14 400 53 AVERAGE	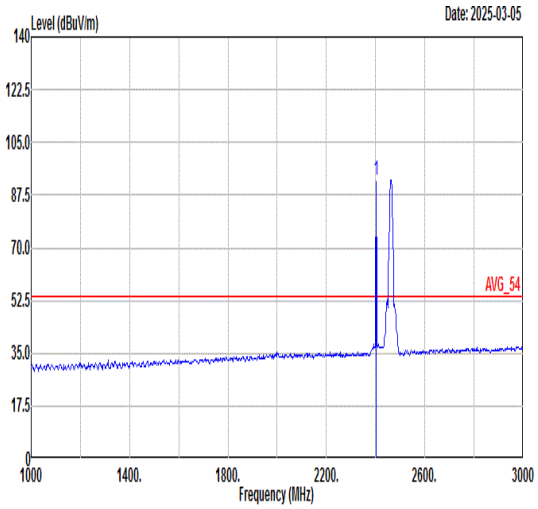 Freq Level Limit Line Margin (dB) Read Level Ant Factor Cable Loss Preamp Factor APos TPos Remark 1 2402.00 92.46 ------ ------ 90.35 30.79 5.44 34.12 400 53 AVERAGE

Mode	92	
	Band Edge	
	2400-2483.5_Bluetooth-LE_GSFK _CH00_2402MHz+802.11n HT20_CH11_2462MHz	
ANT	1	
Pol.	Vertical	Fundamental
Peak	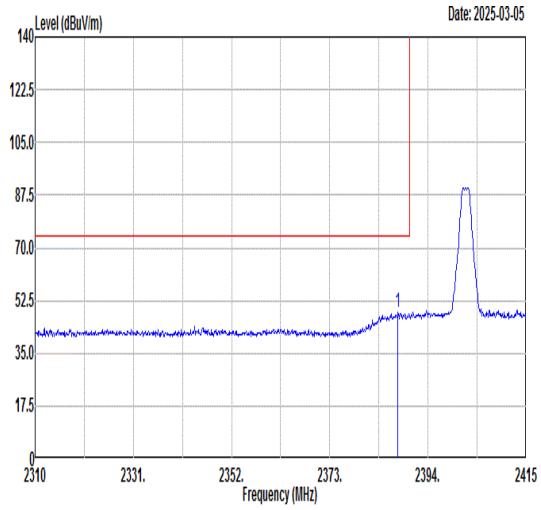 Freq Level Limit Line Margin (dB) Read Level Ant Factor Cable Loss Preamp Factor APos TPos Remark 1 2387.60 48.46 74.00 -25.54 46.46 30.78 5.36 34.14 358 122 PEAK	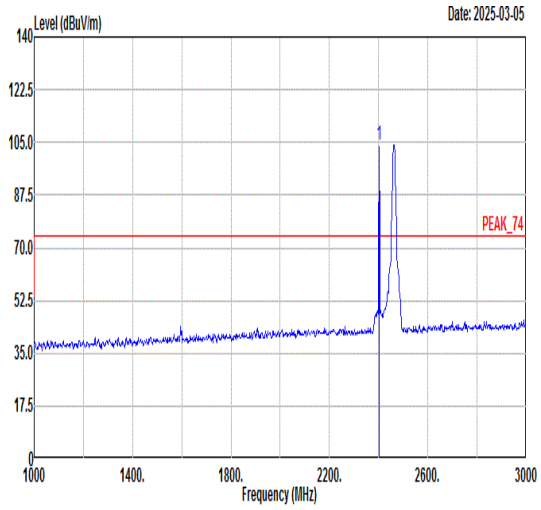 Freq Level Limit Line Margin (dB) Read Level Ant Factor Cable Loss Preamp Factor APos TPos Remark 1 2402.00 104.30 ------ ------ 102.19 30.79 5.44 34.12 358 122 PEAK
Avg	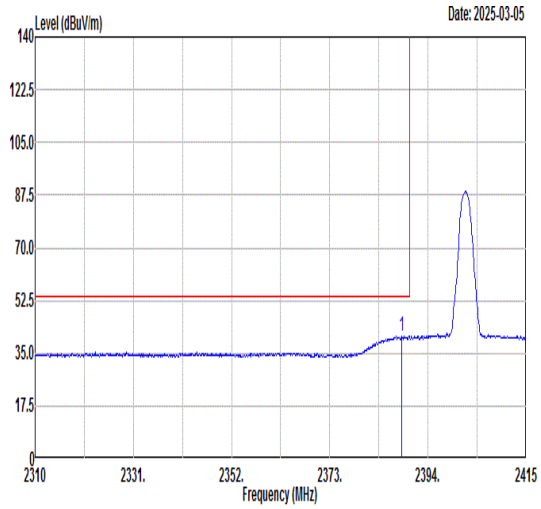 Freq Level Limit Line Margin (dB) Read Level Ant Factor Cable Loss Preamp Factor APos TPos Remark 1 2388.44 40.56 54.00 -13.44 38.56 30.78 5.36 34.14 358 122 AVERAGE	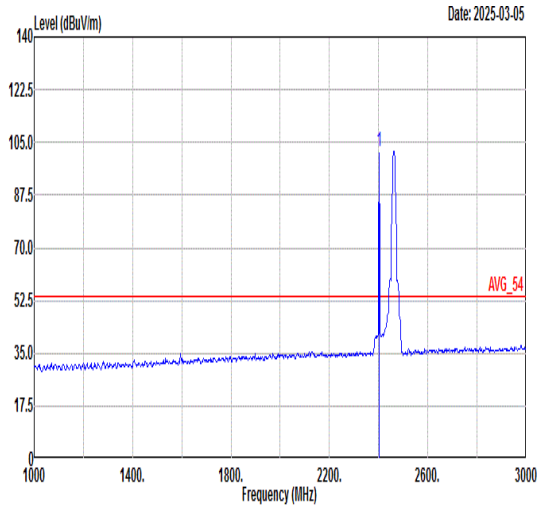 Freq Level Limit Line Margin (dB) Read Level Ant Factor Cable Loss Preamp Factor APos TPos Remark 1 2402.00 102.07 ------ ------ 99.96 30.79 5.44 34.12 358 122 AVERAGE

Mode	92	
	Band Edge	
	2400-2483.5_Bluetooth-LE_GSFK _CH00_2402MHz+802.11n HT20_CH11_2462MHz	
ANT	1	
Pol.	Horizontal	Fundamental
Peak	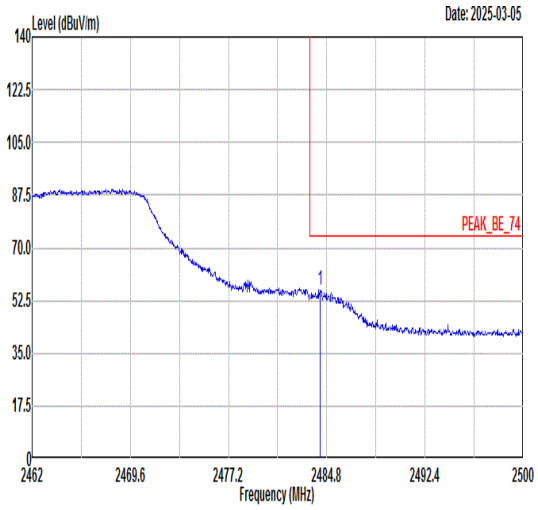 Freq Level Limit Line Margin Read Level Ant Factor Cable Loss Preamp Factor APos TPos Remark MHz dBuV/m dBuV/m dB dBuV dB/m dB dB cm deg 1 2484.31 56.07 74.00 -17.93 53.92 30.80 5.46 34.11 400 185 PEAK	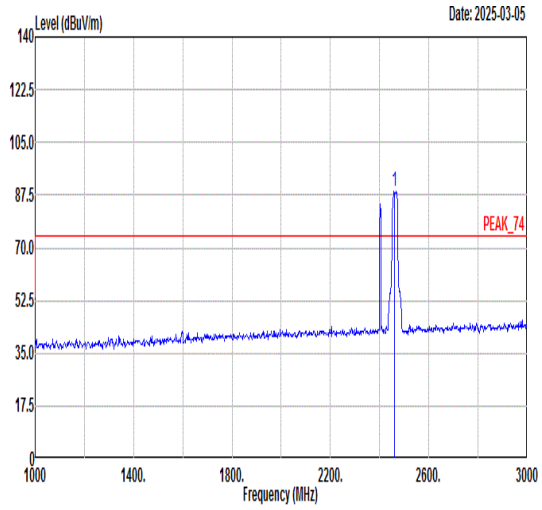 Freq Level Limit Line Margin Read Level Ant Factor Cable Loss Preamp Factor APos TPos Remark MHz dBuV/m dBuV/m dB dBuV dB/m dB dB cm deg 1 2462.00 88.91 ------ ------ 86.79 30.79 5.44 34.11 400 185 PEAK
Avg	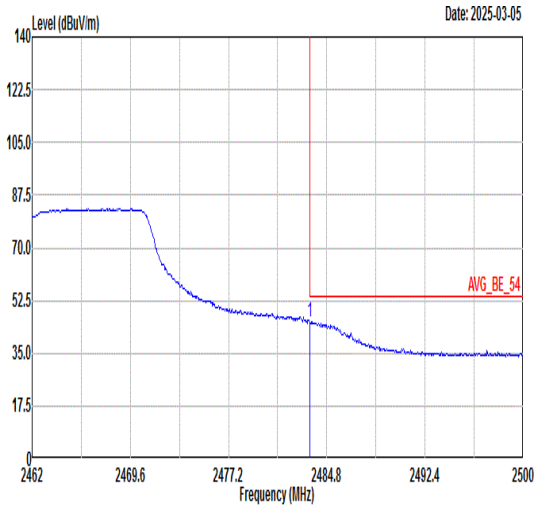 Freq Level Limit Line Margin Read Level Ant Factor Cable Loss Preamp Factor APos TPos Remark MHz dBuV/m dBuV/m dB dBuV dB/m dB dB cm deg 1 2483.51 45.43 54.00 -8.57 43.28 30.80 5.46 34.11 400 185 AVERAGE	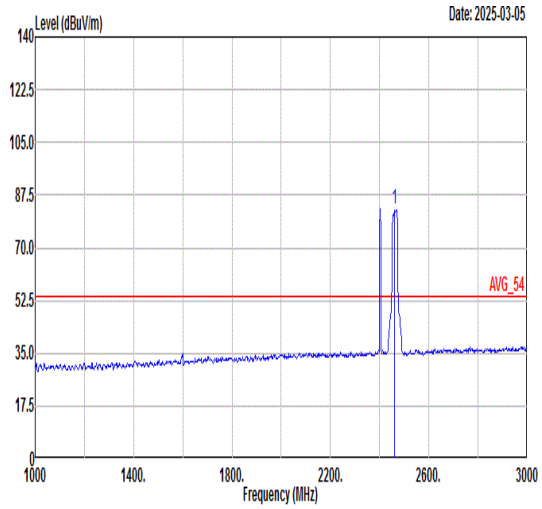 Freq Level Limit Line Margin Read Level Ant Factor Cable Loss Preamp Factor APos TPos Remark MHz dBuV/m dBuV/m dB dBuV dB/m dB dB cm deg 1 2462.00 83.11 ------ ------ 81.10 30.78 5.37 34.14 400 185 AVERAGE

Mode	92	
	Band Edge	
	2400-2483.5_Bluetooth-LE_GSFK _CH00_2402MHz+802.11n HT20_CH11_2462MHz	
ANT	1	
Pol.	Vertical	Fundamental
Peak	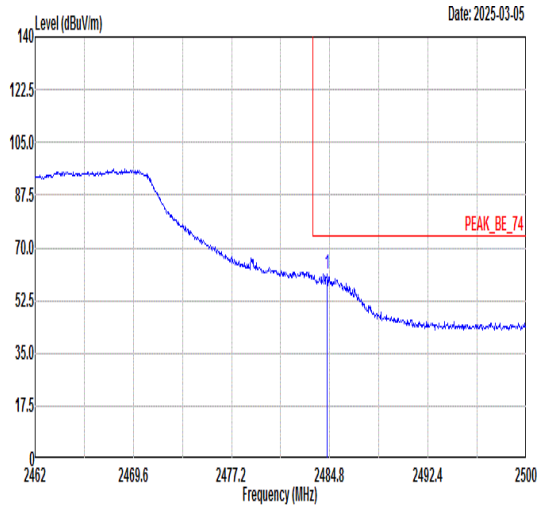 Freq Level Limit Line Margin Read Level Ant Factor Cable Loss Preamp Factor APos TPos Remark MHz dBuV/m dBuV/m dB dBuV dB/m dB dB cm deg 1 2484.61 61.30 74.00 -12.70 59.15 30.80 5.46 34.11 369 127 PEAK	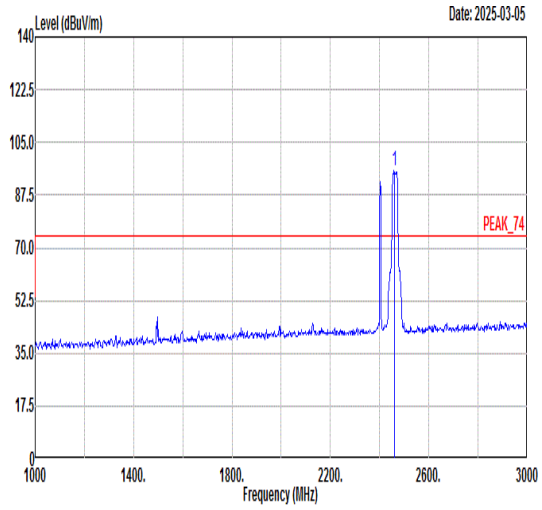 Freq Level Limit Line Margin Read Level Ant Factor Cable Loss Preamp Factor APos TPos Remark MHz dBuV/m dBuV/m dB dBuV dB/m dB dB cm deg 1 2462.00 95.83 ------ ------ 93.73 30.79 5.43 34.12 369 127 PEAK
Avg	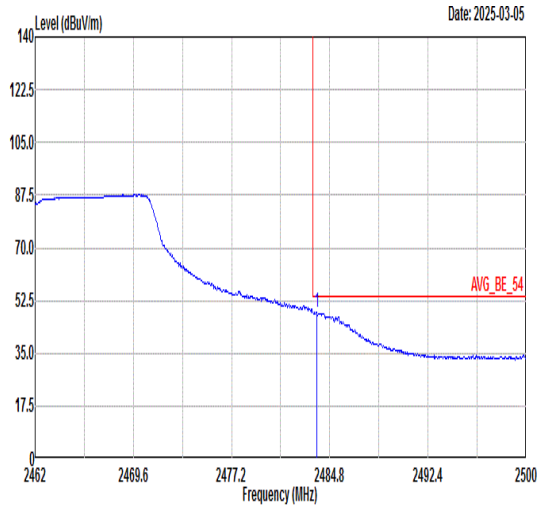 Freq Level Limit Line Margin Read Level Ant Factor Cable Loss Preamp Factor APos TPos Remark MHz dBuV/m dBuV/m dB dBuV dB/m dB dB cm deg 1 2483.77 48.50 54.00 -5.50 46.35 30.80 5.46 34.11 369 127 AVERAGE	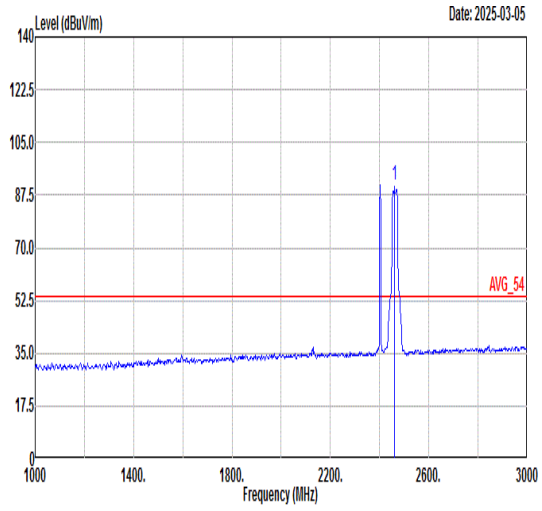 Freq Level Limit Line Margin Read Level Ant Factor Cable Loss Preamp Factor APos TPos Remark MHz dBuV/m dBuV/m dB dBuV dB/m dB dB cm deg 1 2462.00 90.71 ------ ------ 88.70 30.78 5.37 34.14 369 127 AVERAGE

Mode	92	
	Harmonic	
	2400-2483.5_Bluetooth-LE_GSFK _CH00_2402MHz+802.11n HT20_CH11_2462MHz	
ANT	1	
Pol.	Horizontal	Vertical
Peak Avg	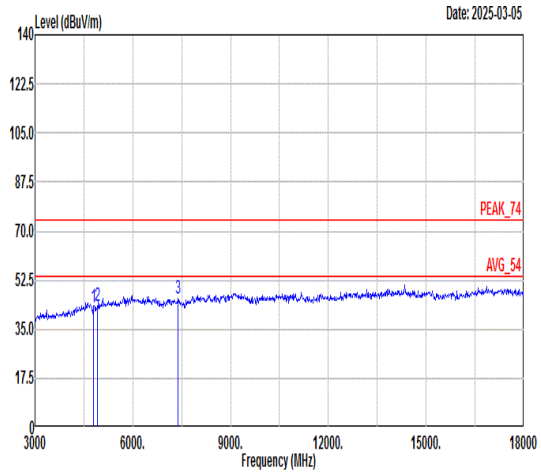 Freq Level Limit Line Margin Read Level Ant Factor Cable Loss Preamp Factor APos TPos Remark MHz dBuV/m dBuV/m dB dBuV dB/m dB dB cm deg 1 4804.00 42.91 74.00 -31.09 62.42 36.39 8.94 64.84 --- --- Peak 2 4924.00 43.14 74.00 -30.86 62.81 36.58 8.57 64.82 --- --- Peak 3 7386.00 46.22 74.00 -27.78 64.21 36.81 10.18 64.98 --- --- Peak	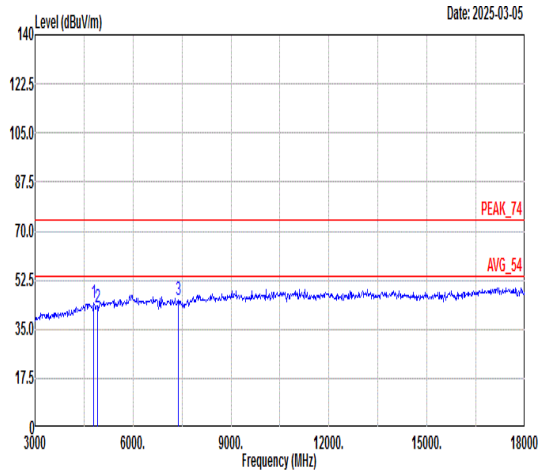 Freq Level Limit Line Margin Read Level Ant Factor Cable Loss Preamp Factor APos TPos Remark MHz dBuV/m dBuV/m dB dBuV dB/m dB dB cm deg 1 4804.00 44.44 74.00 -29.56 63.95 36.39 8.94 64.84 --- --- Peak 2 4924.00 43.05 74.00 -30.95 62.72 36.58 8.57 64.82 --- --- Peak 3 7386.00 45.33 74.00 -28.67 63.32 36.81 10.18 64.98 --- --- Peak

Mode	93	
	Band Edge	
	2400-2483.5_802.11g_CH10_2457MHz	
ANT	0+1	
Pol.	Horizontal	Fundamental
Peak	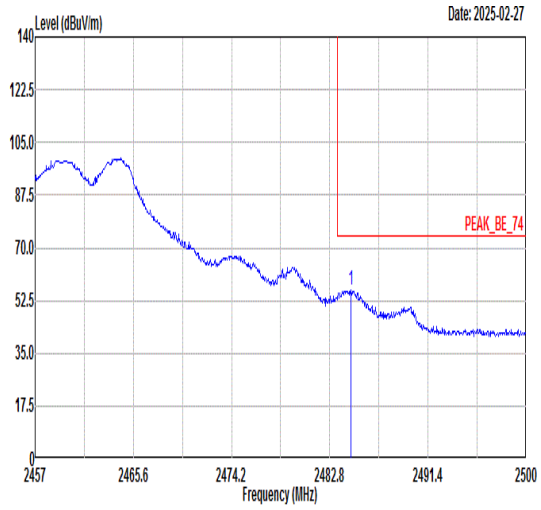 Freq Level Limit Line Margin (dB) Read Level Ant Factor Cable Loss Preamp Factor APos TPos Remark MHz dBuV/m dBuV/m dBuV dB/m dB dB cm deg 1 2484.65 55.88 74.00 -18.12 53.73 30.80 5.46 34.11 398 224 PEAK	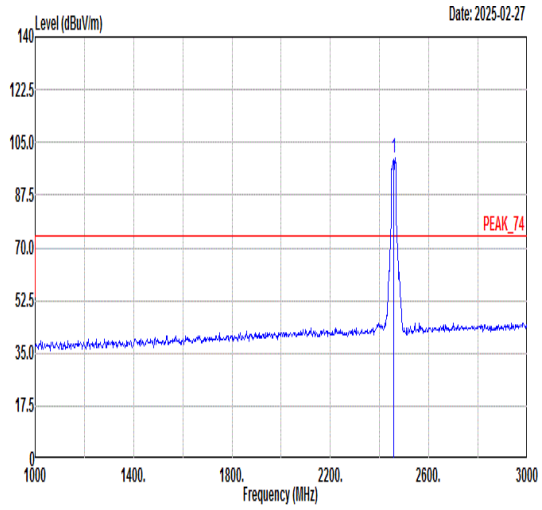 Freq Level Limit Line Margin (dB) Read Level Ant Factor Cable Loss Preamp Factor APos TPos Remark MHz dBuV/m dBuV/m dBuV dB/m dB dB cm deg 1 2457.00 99.60 ------ ------ 97.48 30.79 5.44 34.11 398 224 PEAK
Avg	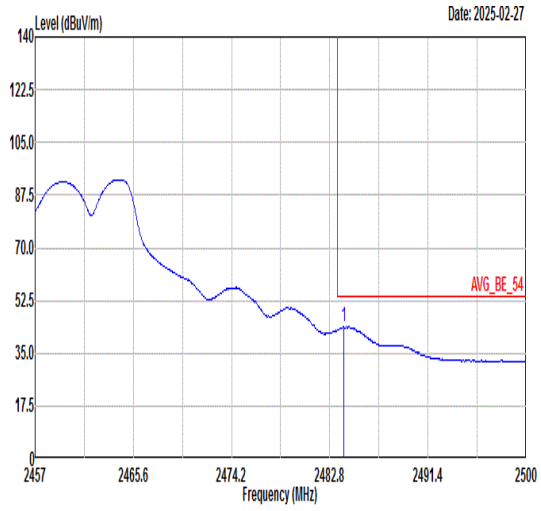 Freq Level Limit Line Margin (dB) Read Level Ant Factor Cable Loss Preamp Factor APos TPos Remark MHz dBuV/m dBuV/m dBuV dB/m dB dB cm deg 1 2484.00 44.05 54.00 -9.95 41.90 30.80 5.46 34.11 398 224 AVERAGE	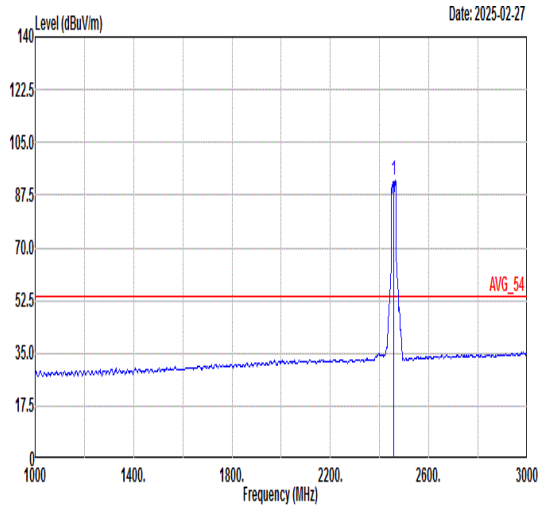 Freq Level Limit Line Margin (dB) Read Level Ant Factor Cable Loss Preamp Factor APos TPos Remark MHz dBuV/m dBuV/m dBuV dB/m dB dB cm deg 1 2457.00 92.54 ------ ------ 90.42 30.79 5.44 34.11 398 224 AVERAGE

Mode	93	
	Band Edge	
	2400-2483.5_802.11g_CH10_2457MHz	
ANT	0+1	
Pol.	Vertical	Fundamental
Peak	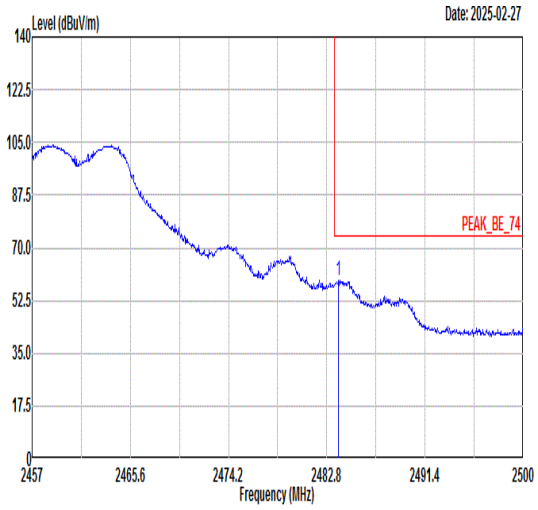 Freq Level Limit Line Margin (dB) Read Level Ant Factor Cable Loss Preamp Factor APos TPos Remark MHz dBuV/m dBuV/m dBuV dB/m dB dB cm deg 1 2483.83 59.38 74.00 -14.62 57.23 30.80 5.46 34.11 300 306 PEAK	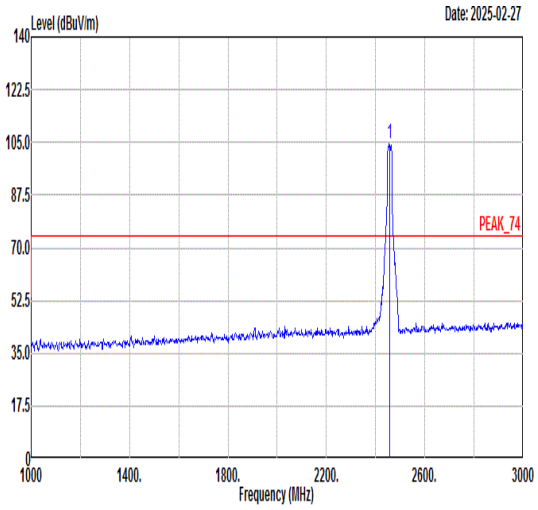 Freq Level Limit Line Margin (dB) Read Level Ant Factor Cable Loss Preamp Factor APos TPos Remark MHz dBuV/m dBuV/m dBuV dB/m dB dB cm deg 1 2457.00 104.53 ------ ------ 102.43 30.79 5.43 34.12 300 306 PEAK
Avg	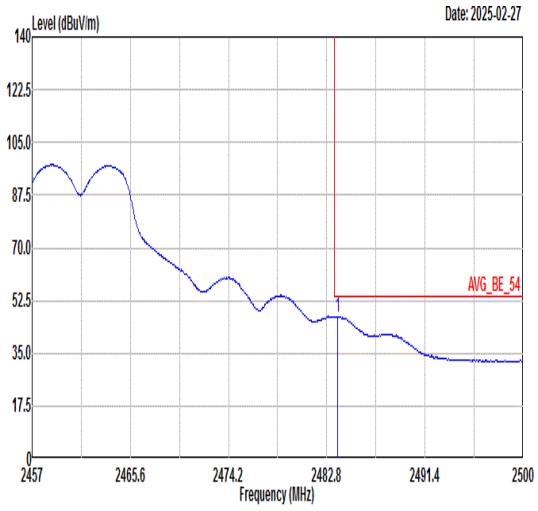 Freq Level Limit Line Margin (dB) Read Level Ant Factor Cable Loss Preamp Factor APos TPos Remark MHz dBuV/m dBuV/m dBuV dB/m dB dB cm deg 1 2483.75 47.12 54.00 -6.88 44.97 30.80 5.46 34.11 300 306 AVERAGE	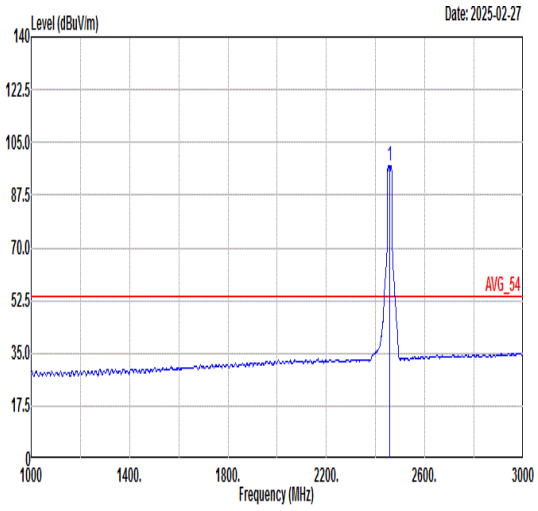 Freq Level Limit Line Margin (dB) Read Level Ant Factor Cable Loss Preamp Factor APos TPos Remark MHz dBuV/m dBuV/m dBuV dB/m dB dB cm deg 1 2457.00 97.43 ------ ------ 95.33 30.79 5.43 34.12 300 306 AVERAGE

Mode	94	
	Band Edge	
	2400-2483.5_802.11n HT20_CH02_2417MHz	
ANT	0+1	
Pol.	Horizontal	Fundamental
Peak	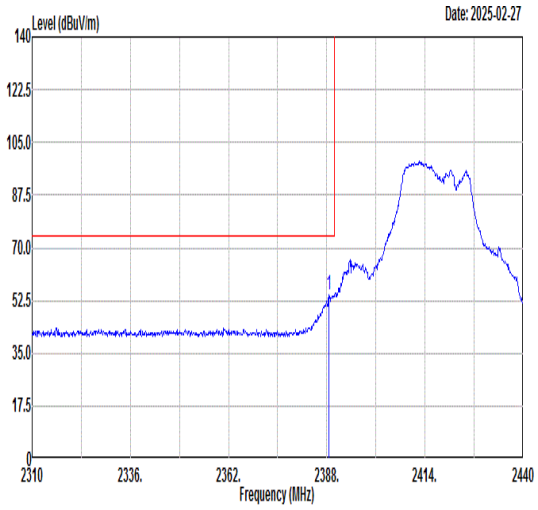 Freq Level Limit Line Margin (dB) Read Level Ant Factor Cable Loss Preamp Factor APos TPos Remark 1 2388.52 54.35 74.00 -19.65 52.35 30.78 5.36 34.14 400 245 PEAK	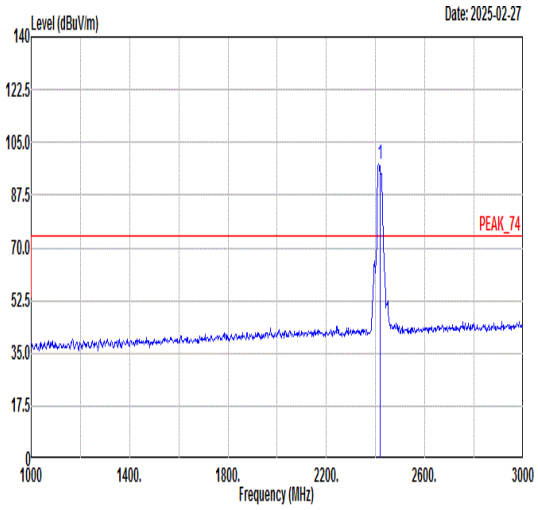 Freq Level Limit Line Margin (dB) Read Level Ant Factor Cable Loss Preamp Factor APos TPos Remark 1 2417.00 97.88 ------ ------ 95.86 30.78 5.38 34.14 400 245 PEAK
Avg	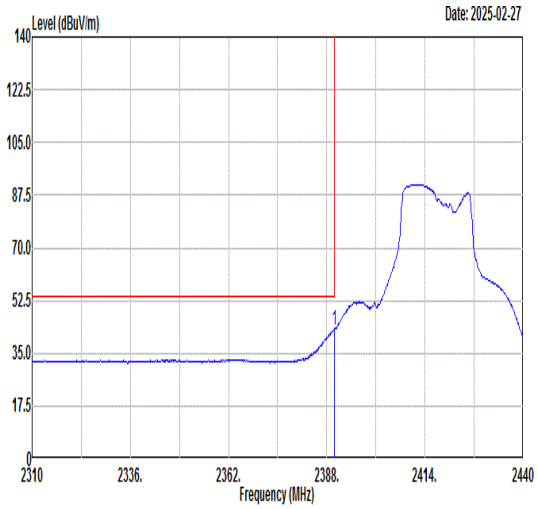 Freq Level Limit Line Margin (dB) Read Level Ant Factor Cable Loss Preamp Factor APos TPos Remark 1 2389.95 42.95 54.00 -11.05 40.95 30.78 5.36 34.14 400 245 AVERAGE	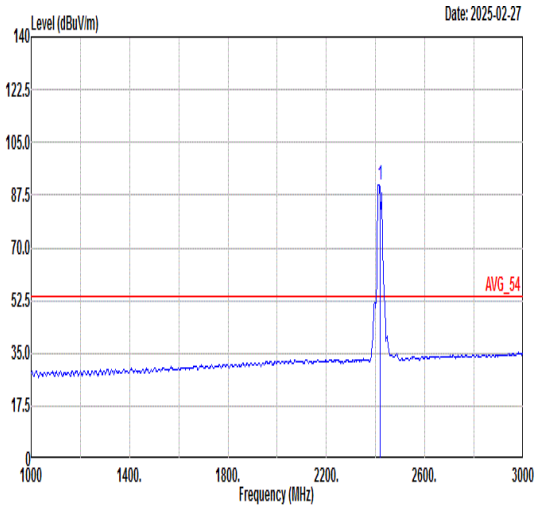 Freq Level Limit Line Margin (dB) Read Level Ant Factor Cable Loss Preamp Factor APos TPos Remark 1 2417.00 91.00 ------ ------ 88.98 30.78 5.38 34.14 400 245 AVERAGE

Mode	94	
	Band Edge	
	2400-2483.5_802.11n HT20_CH02_2417MHz	
ANT	0+1	
Pol.	Vertical	Fundamental
Peak	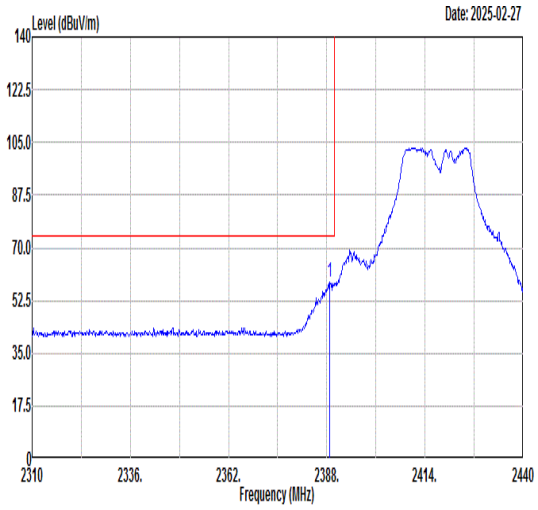 Freq Level Limit Line Margin (dB) Read Level Ant Factor Cable Loss Preamp Factor APos TPos Remark 1 2388.78 58.58 74.00 -15.42 56.58 30.78 5.36 34.14 400 301 PEAK	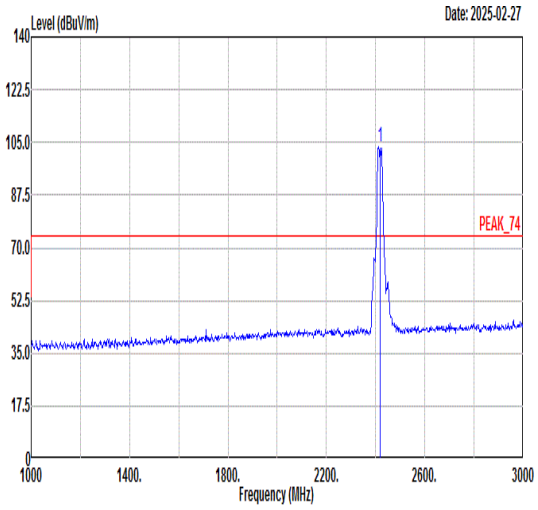 Freq Level Limit Line Margin (dB) Read Level Ant Factor Cable Loss Preamp Factor APos TPos Remark 1 2417.00 103.73 ------ ------ 101.71 30.78 5.38 34.14 400 301 PEAK
Avg	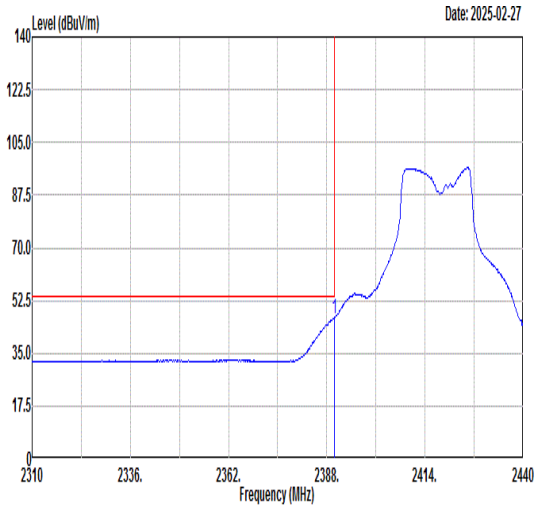 Freq Level Limit Line Margin (dB) Read Level Ant Factor Cable Loss Preamp Factor APos TPos Remark 1 2389.95 46.74 54.00 -7.26 44.74 30.78 5.36 34.14 400 301 AVERAGE	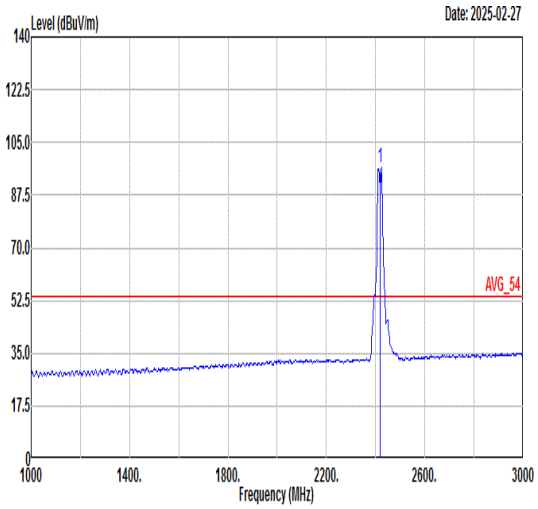 Freq Level Limit Line Margin (dB) Read Level Ant Factor Cable Loss Preamp Factor APos TPos Remark 1 2417.00 96.46 ------ ------ 94.41 30.79 5.39 34.13 400 301 AVERAGE

Mode	95	
	Band Edge	
	2400-2483.5_802.11n HT20_CH10_2457MHz	
ANT	0+1	
Pol.	Horizontal	Fundamental
Peak	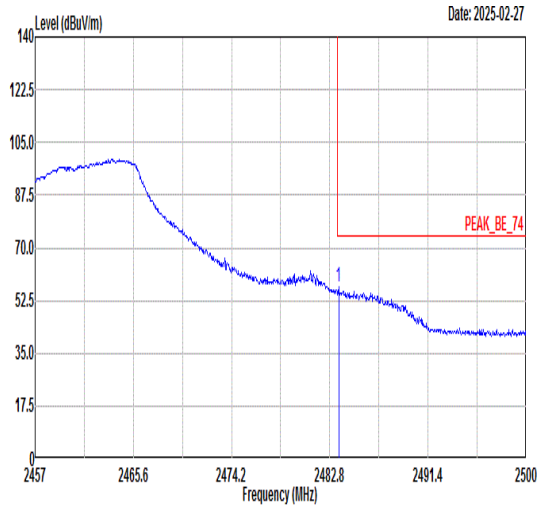 Freq Level Limit Line Margin (dB) Read Level Ant Factor Cable Loss Preamp Factor APos TPos Remark MHz dBuV/m dBuV/m dBuV dB/m dB dB cm deg 1 2483.57 56.89 74.00 -17.11 54.74 30.80 5.46 34.11 399 227 PEAK	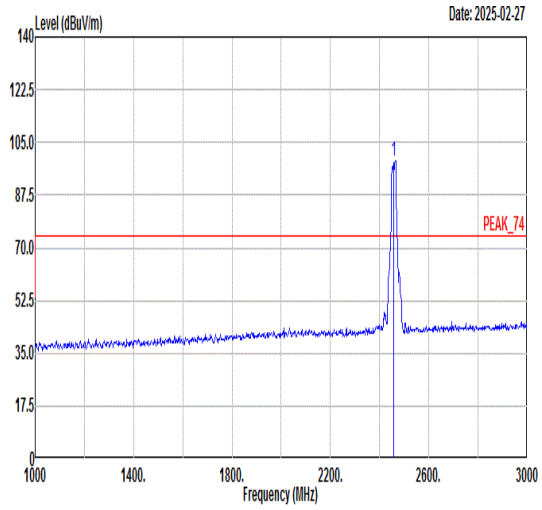 Freq Level Limit Line Margin (dB) Read Level Ant Factor Cable Loss Preamp Factor APos TPos Remark MHz dBuV/m dBuV/m dBuV dB/m dB dB cm deg 1 2457.00 98.98 ------ ------ 96.86 30.79 5.44 34.11 399 227 PEAK
Avg	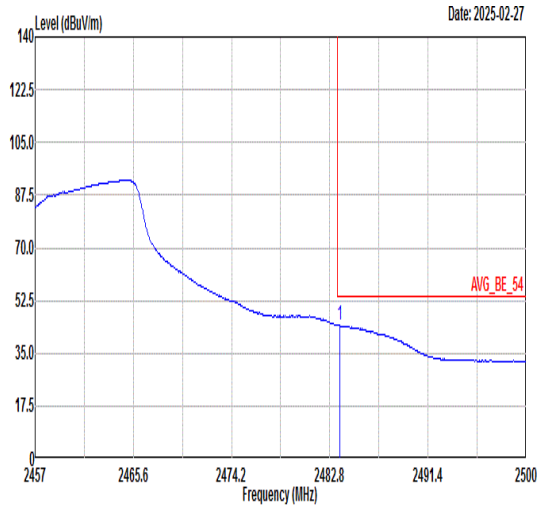 Freq Level Limit Line Margin (dB) Read Level Ant Factor Cable Loss Preamp Factor APos TPos Remark MHz dBuV/m dBuV/m dBuV dB/m dB dB cm deg 1 2483.66 44.39 54.00 -9.61 42.24 30.80 5.46 34.11 399 227 AVERAGE	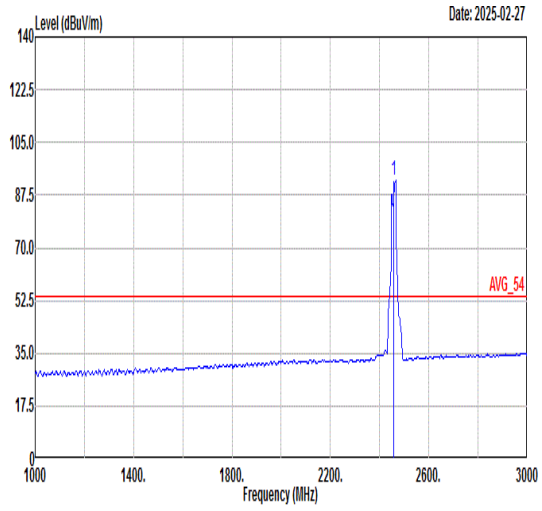 Freq Level Limit Line Margin (dB) Read Level Ant Factor Cable Loss Preamp Factor APos TPos Remark MHz dBuV/m dBuV/m dBuV dB/m dB dB cm deg 1 2457.00 92.27 ------ ------ 90.15 30.79 5.44 34.11 399 227 AVERAGE

Mode	95	
	Band Edge	
	2400-2483.5_802.11n HT20_CH10_2457MHz	
ANT	0+1	
Pol.	Vertical	Fundamental
Peak	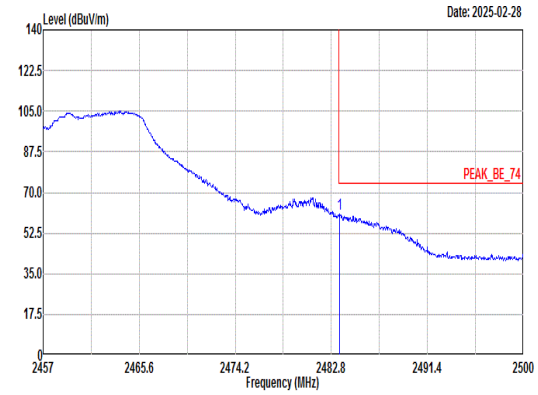 Site : 03CH04-SZ Condition: PEAK_BE_74 3m HF_3117_ANT_0057 VERTICAL : RBW:1000.000kHz VBW:3000.000kHz Mode : 95 Setting : MCS0 Power setting 17 Plane : X with Accessories : H621521000015ECA0017 Freq Level Limit Line Margin (dB) Read Level Ant Factor Cable Loss Preamp Factor APos TPos Remark MHz dBuV/m dBuV/m dBuV dB/m dB dB cm deg 1 2483.53 60.74 74.00 -13.26 58.59 30.80 5.46 34.11 301 306 PEAK	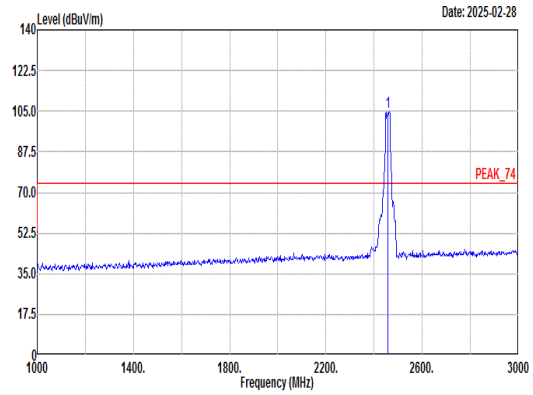 Site : 03CH04-SZ Condition: PEAK_74 3m HF_3117_ANT_0057 VERTICAL : RBW:1000.000kHz VBW:3000.000kHz Mode : 95 Setting : MCS0 Power setting 17 Plane : X with Accessories : H621521000015ECA0017 Freq Level Limit Line Margin (dB) Read Level Ant Factor Cable Loss Preamp Factor APos TPos Remark MHz dBuV/m dBuV/m dBuV dB/m dB dB cm deg 1 2457.00 104.52 ------ ------ 102.40 30.79 5.44 34.11 301 306 PEAK
Avg	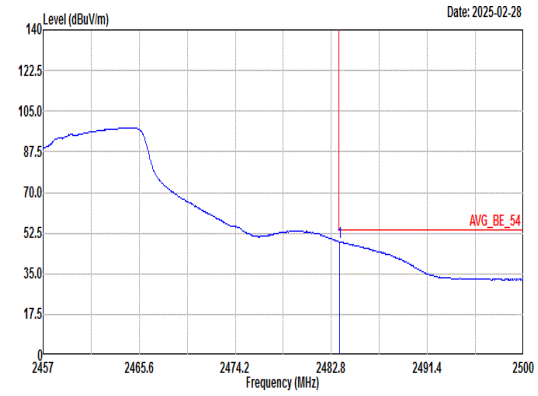 Site : 03CH04-SZ Condition: AVG_BE_54 3m HF_3117_ANT_0057 VERTICAL : RBW:1000.000kHz VBW:0.010kHz Mode : 95 Setting : MCS0 Power setting 17 Plane : X with Accessories : H621521000015ECA0017 Freq Level Limit Line Margin (dB) Read Level Ant Factor Cable Loss Preamp Factor APos TPos Remark MHz dBuV/m dBuV/m dBuV dB/m dB dB cm deg 1 2483.53 48.77 54.00 -5.23 46.62 30.80 5.46 34.11 301 306 AVERAGE	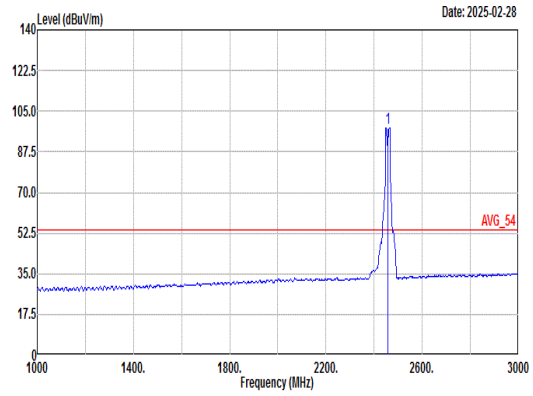 Site : 03CH04-SZ Condition: AVG_54 3m HF_3117_ANT_0057 VERTICAL : RBW:1000.000kHz VBW:0.010kHz Mode : 95 Setting : MCS0 Power setting 17 Plane : X with Accessories : H621521000015ECA0017 Freq Level Limit Line Margin (dB) Read Level Ant Factor Cable Loss Preamp Factor APos TPos Remark MHz dBuV/m dBuV/m dBuV dB/m dB dB cm deg 1 2457.00 97.74 ------ ------ 95.65 30.79 5.42 34.12 301 306 AVERAGE

Mode	96	
	Band Edge - L	
	2400-2483.5_802.11n HT40_CH04_2427MHz	
ANT	0+1	
Pol.	Horizontal	Fundamental
Peak	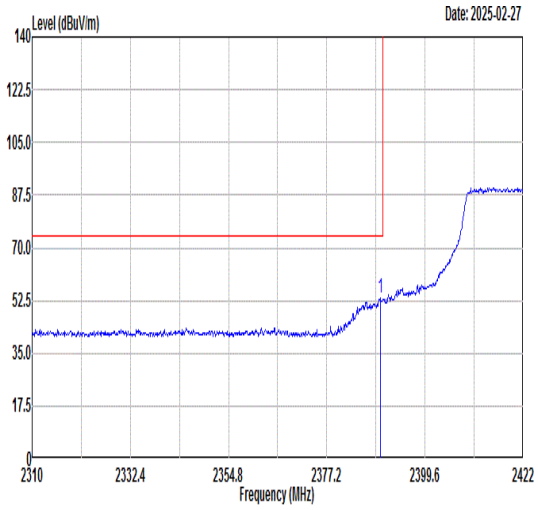 Freq Level Limit Line Margin (dB) Read Level Ant Factor Cable Loss Preamp Factor APos TPos Remark 1 2389.41 53.15 74.00 -20.85 51.15 30.78 5.36 34.14 342 199 PEAK	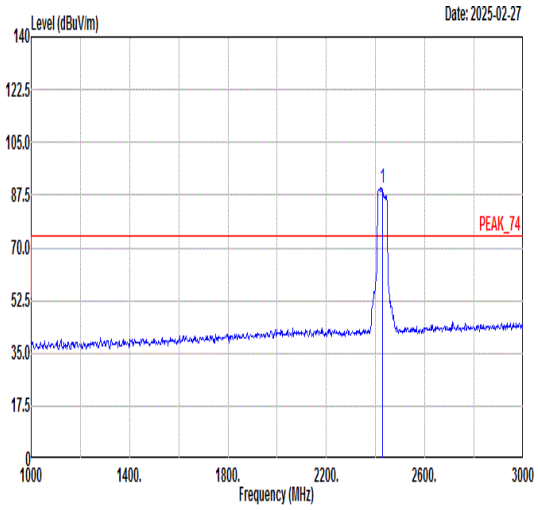 Freq Level Limit Line Margin (dB) Read Level Ant Factor Cable Loss Preamp Factor APos TPos Remark 1 2427.00 89.99 ------ ------ 87.95 30.78 5.39 34.13 342 199 PEAK
Avg	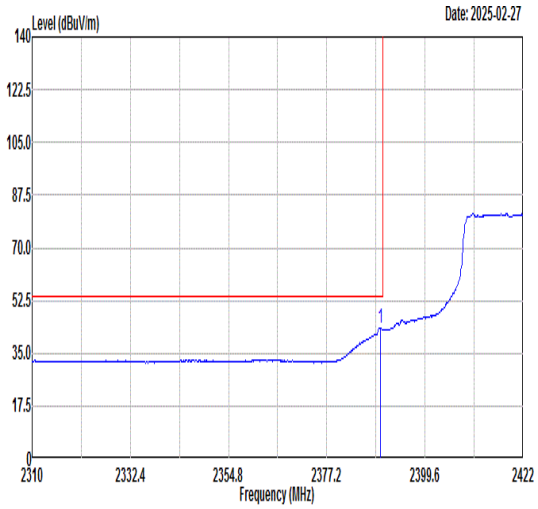 Freq Level Limit Line Margin (dB) Read Level Ant Factor Cable Loss Preamp Factor APos TPos Remark 1 2389.52 43.49 54.00 -10.51 41.49 30.78 5.36 34.14 342 199 AVERAGE	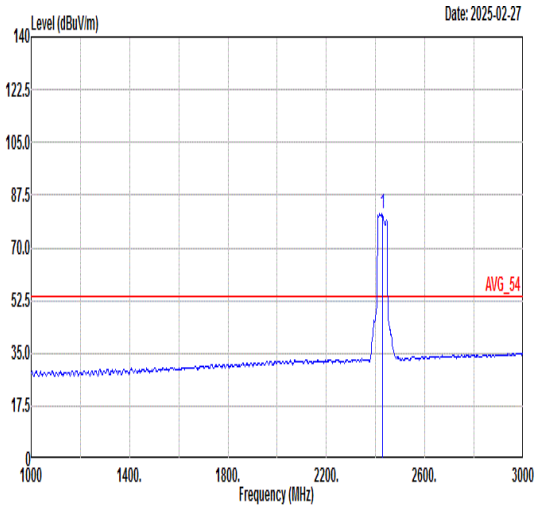 Freq Level Limit Line Margin (dB) Read Level Ant Factor Cable Loss Preamp Factor APos TPos Remark 1 2427.00 81.25 ------ ------ 79.21 30.78 5.39 34.13 342 199 AVERAGE

Mode	96	
	Band Edge - R	
	2400-2483.5_802.11n HT40_CH04_2427MHz	
ANT	0+1	
Pol.	Horizontal	Fundamental
Peak	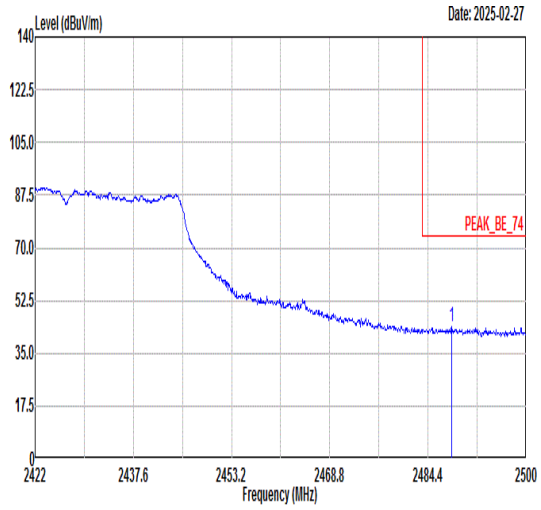 Freq Level Limit Line Margin (dB) Read Level Ant Factor Cable Loss Preamp Factor APos TPos Remark MHz dBuV/m dBuV/m dBuV dB/m dB dB cm deg 1 2488.14 43.62 74.00 -30.38 41.46 30.80 5.46 34.10 342 199 PEAK	Blank
Avg	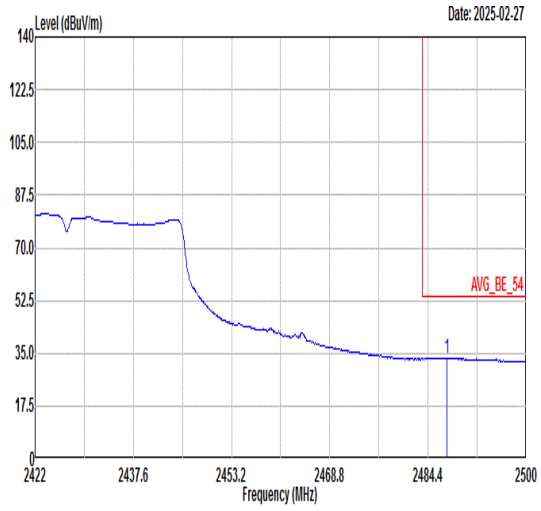 Freq Level Limit Line Margin (dB) Read Level Ant Factor Cable Loss Preamp Factor APos TPos Remark MHz dBuV/m dBuV/m dBuV dB/m dB dB cm deg 1 2487.44 33.47 54.00 -20.53 31.32 30.80 5.46 34.11 342 199 AVERAGE	Blank

Mode	96	
	Band Edge - L	
	2400-2483.5_802.11n HT40_CH04_2427MHz	
ANT	0+1	
Pol.	Vertical	Fundamental
Peak	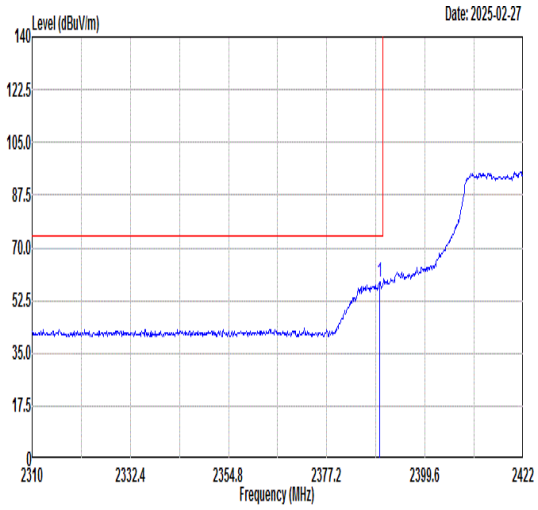 Freq Level Limit Line Margin (dB) Read Level Ant Factor Cable Loss Preamp Factor APos TPos Remark 1 2389.18 58.47 74.00 -15.53 56.47 30.78 5.36 34.14 300 118 PEAK	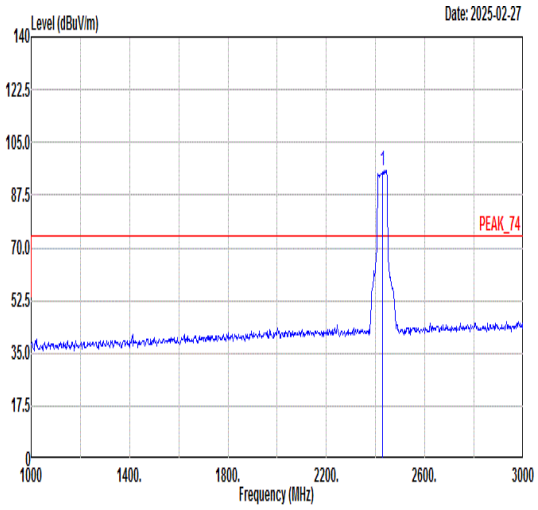 Freq Level Limit Line Margin (dB) Read Level Ant Factor Cable Loss Preamp Factor APos TPos Remark 1 2427.00 95.80 ------ ------ 93.72 30.79 5.41 34.12 300 118 PEAK
Avg	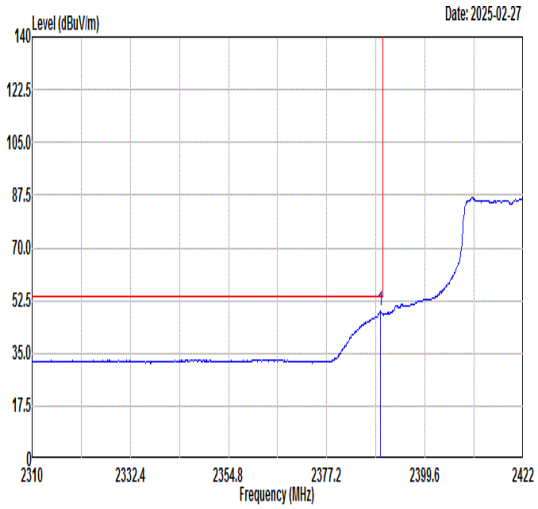 Freq Level Limit Line Margin (dB) Read Level Ant Factor Cable Loss Preamp Factor APos TPos Remark 1 2389.41 48.91 54.00 -5.09 46.91 30.78 5.36 34.14 300 118 AVERAGE	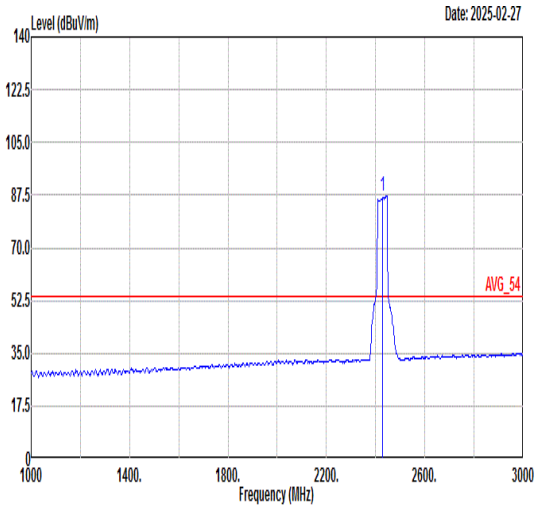 Freq Level Limit Line Margin (dB) Read Level Ant Factor Cable Loss Preamp Factor APos TPos Remark 1 2427.00 87.36 ------ ------ 85.27 30.79 5.42 34.12 300 118 AVERAGE

Mode	96	
	Band Edge - R	
	2400-2483.5_802.11n HT40_CH04_2427MHz	
ANT	0+1	
Pol.	Vertical	Fundamental
Peak	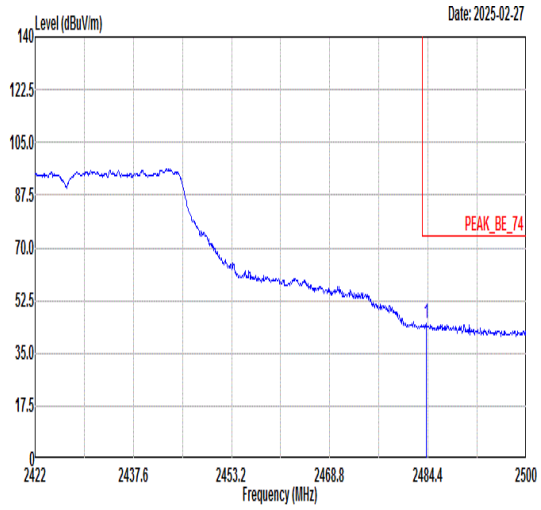 Freq Level Limit Line Margin (dB) Read Level Ant Factor Cable Loss Preamp Factor APos TPos Remark MHz dBuV/m dBuV/m dBuV dB/m dB dB cm deg 1 2484.09 44.69 74.00 -29.31 42.54 30.80 5.46 34.11 300 118 PEAK	Blank
Avg	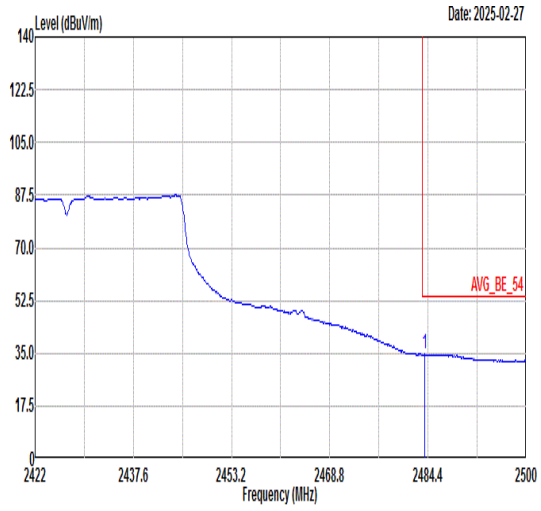 Freq Level Limit Line Margin (dB) Read Level Ant Factor Cable Loss Preamp Factor APos TPos Remark MHz dBuV/m dBuV/m dBuV dB/m dB dB cm deg 1 2483.85 34.67 54.00 -19.33 32.52 30.80 5.46 34.11 300 118 AVERAGE	Blank

Mode	97	
	Band Edge - L	
	2400-2483.5_802.11n HT40_CH05_2432MHz	
ANT	0+1	
Pol.	Horizontal	Fundamental
Peak	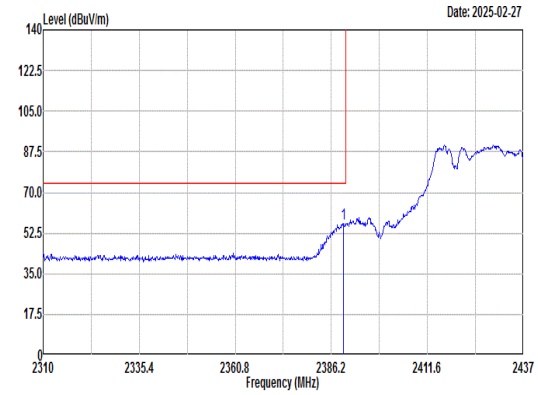 Site : 03CH04-SZ Condition: PEAK_BE_74 3m HF_3117_ANT_0057 HORIZONTAL : RBW:1000.000kHz VBW:3000.000kHz Mode : 97 Setting : MCS0 Power setting 12.5 Plane : X with Accessories : H621521000015ECA0017 Freq Level Limit Line Margin (dB) Read Level Ant Factor Cable Loss Preamp Factor APos TPos Remark MHz dBuV/m dBuV/m dBuV dB/m dB dB cm deg 1 2389.38 56.74 74.00 -17.26 54.74 30.78 5.36 34.14 389 211 PEAK	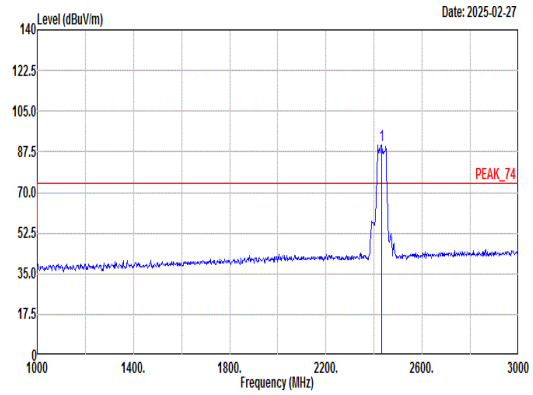 Site : 03CH04-SZ Condition: PEAK_74 3m HF_3117_ANT_0057 HORIZONTAL : RBW:1000.000kHz VBW:3000.000kHz Mode : 97 Setting : MCS0 Power setting 12.5 Plane : X with Accessories : H621521000015ECA0017 Freq Level Limit Line Margin (dB) Read Level Ant Factor Cable Loss Preamp Factor APos TPos Remark MHz dBuV/m dBuV/m dBuV dB/m dB dB cm deg 1 2432.00 90.58 ------ ------ 88.55 30.78 5.38 34.13 389 211 PEAK
Avg	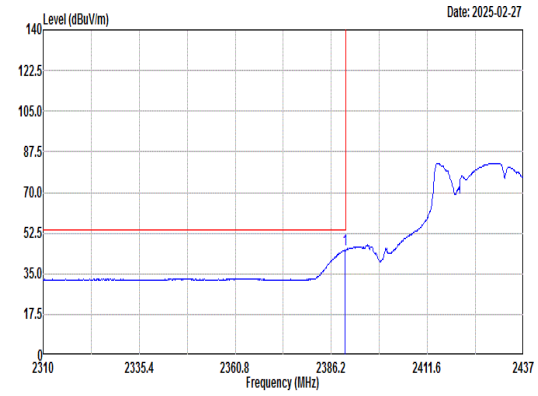 Site : 03CH04-SZ Condition: AVG_BE_54 3m HF_3117_ANT_0057 HORIZONTAL : RBW:1000.000kHz VBW:0.010kHz Mode : 97 Setting : MCS0 Power setting 12.5 Plane : X with Accessories : H621521000015ECA0017 Freq Level Limit Line Margin (dB) Read Level Ant Factor Cable Loss Preamp Factor APos TPos Remark MHz dBuV/m dBuV/m dBuV dB/m dB dB cm deg 1 2389.88 45.19 54.00 -8.81 43.19 30.78 5.36 34.14 389 211 AVERAGE	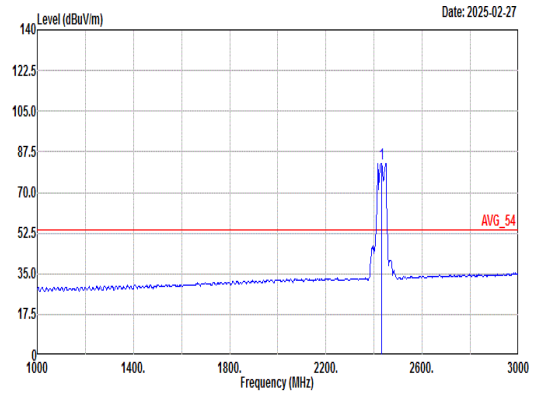 Site : 03CH04-SZ Condition: AVG_54 3m HF_3117_ANT_0057 HORIZONTAL : RBW:1000.000kHz VBW:0.010kHz Mode : 97 Setting : MCS0 Power setting 12.5 Plane : X with Accessories : H621521000015ECA0017 Freq Level Limit Line Margin (dB) Read Level Ant Factor Cable Loss Preamp Factor APos TPos Remark MHz dBuV/m dBuV/m dBuV dB/m dB dB cm deg 1 2432.00 82.59 ------ ------ 80.56 30.78 5.38 34.13 389 211 AVERAGE

Mode	97	
	Band Edge - R	
	2400-2483.5_802.11n HT40_CH05_2432MHz	
ANT	0+1	
Pol.	Horizontal	Fundamental
Peak	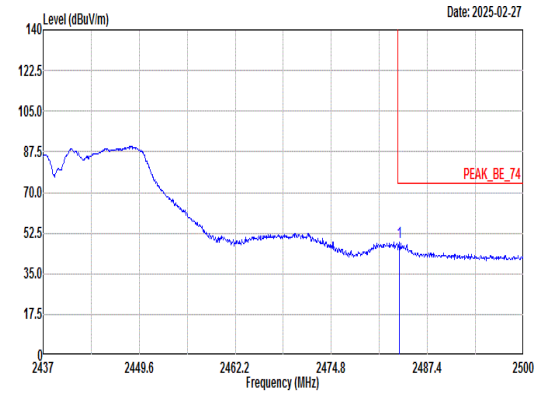 Site : 03CH04-SZ Condition: PEAK_BE_74 3m HF_3117_ANT_0057 HORIZONTAL : RBW:1000.000kHz VBW:3000.000kHz Mode : 97 Setting : MCS0 Power setting 12.5 Plane : X with Accessories : H621521000015ECA0017 Freq Level Limit Line Margin (dB) Read Level Ant Factor Cable Loss Preamp Factor APos TPos Remark MHz dBuV/m dBuV/m dBuV dB/m dB dB cm deg 1 2483.68 48.58 74.00 -25.42 46.43 30.80 5.46 34.11 389 211 PEAK	Blank
Avg	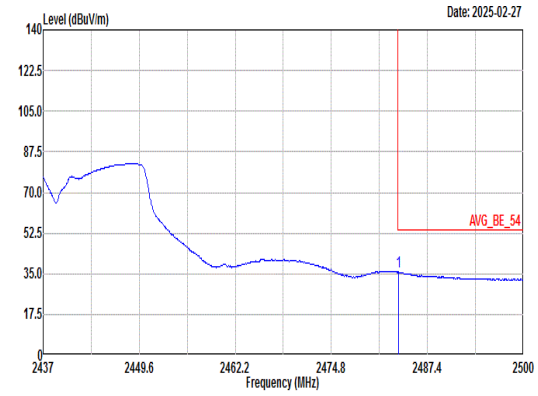 Site : 03CH04-SZ Condition: AVG_BE_54 3m HF_3117_ANT_0057 HORIZONTAL : RBW:1000.000kHz VBW:0.010kHz Mode : 97 Setting : MCS0 Power setting 12.5 Plane : X with Accessories : H621521000015ECA0017 Freq Level Limit Line Margin (dB) Read Level Ant Factor Cable Loss Preamp Factor APos TPos Remark MHz dBuV/m dBuV/m dBuV dB/m dB dB cm deg 1 2483.62 35.76 54.00 -18.24 33.61 30.80 5.46 34.11 389 211 AVERAGE	Blank

Mode	97	
	Band Edge - L	
	2400-2483.5_802.11n HT40_CH05_2432MHz	
ANT	0+1	
Pol.	Vertical	Fundamental
Peak	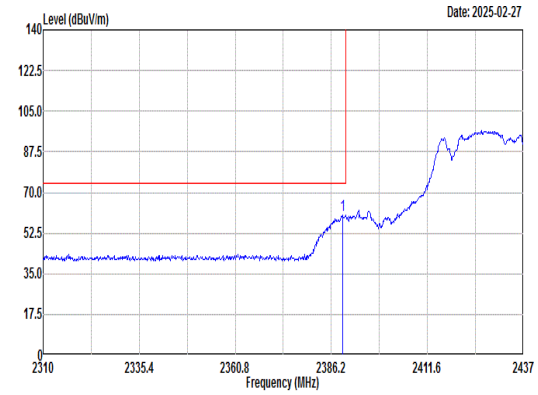 Site : 03CH04-SZ Condition: PEAK_BE_74 3m HF_3117_ANT_0057 VERTICAL : RBW:1000.000kHz VBW:3000.000kHz Mode : 97 Setting : MCS0 Power setting 12.5 Plane : X with Accessories : H621521000015ECA0017 Freq Level Limit Line Margin (dB) Read Level Ant Factor Cable Loss Preamp Factor APos TPos Remark MHz dBuV/m dBuV/m dBuV dB/m dB dB cm deg 1 2389.25 60.09 74.00 -13.91 58.09 30.78 5.36 34.14 308 160 PEAK	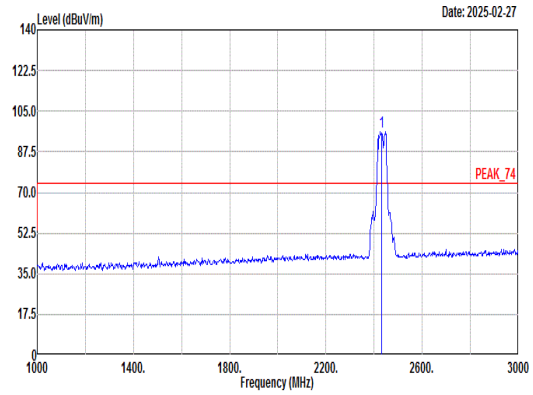 Site : 03CH04-SZ Condition: PEAK_74 3m HF_3117_ANT_0057 VERTICAL : RBW:1000.000kHz VBW:3000.000kHz Mode : 97 Setting : MCS0 Power setting 12.5 Plane : X with Accessories : H621521000015ECA0017 Freq Level Limit Line Margin (dB) Read Level Ant Factor Cable Loss Preamp Factor APos TPos Remark MHz dBuV/m dBuV/m dBuV dB/m dB dB cm deg 1 2432.00 96.22 ------ ------ 94.13 30.79 5.42 34.12 308 160 PEAK
Avg	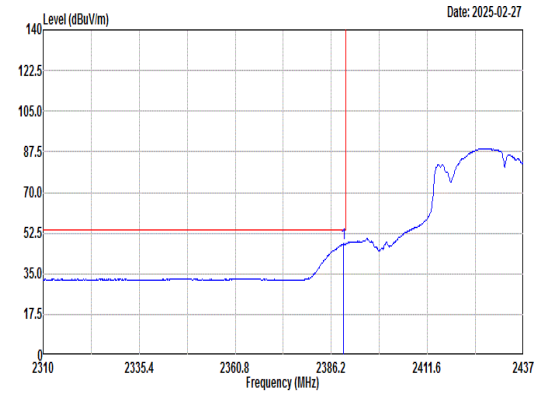 Site : 03CH04-SZ Condition: AVG_BE_54 3m HF_3117_ANT_0057 VERTICAL : RBW:1000.000kHz VBW:0.010kHz Mode : 97 Setting : MCS0 Power setting 12.5 Plane : X with Accessories : H621521000015ECA0017 Freq Level Limit Line Margin (dB) Read Level Ant Factor Cable Loss Preamp Factor APos TPos Remark MHz dBuV/m dBuV/m dBuV dB/m dB dB cm deg 1 2389.38 47.94 54.00 -6.06 45.94 30.78 5.36 34.14 308 160 AVERAGE	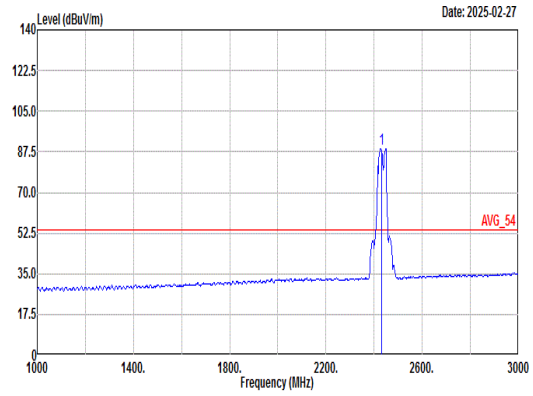 Site : 03CH04-SZ Condition: AVG_54 3m HF_3117_ANT_0057 VERTICAL : RBW:1000.000kHz VBW:0.010kHz Mode : 97 Setting : MCS0 Power setting 12.5 Plane : X with Accessories : H621521000015ECA0017 Freq Level Limit Line Margin (dB) Read Level Ant Factor Cable Loss Preamp Factor APos TPos Remark MHz dBuV/m dBuV/m dBuV dB/m dB dB cm deg 1 2432.00 88.78 ------ ------ 86.72 30.79 5.40 34.13 308 160 AVERAGE

Mode	97	
	Band Edge - R	
	2400-2483.5_802.11n HT40_CH05_2432MHz	
ANT	0+1	
Pol.	Vertical	Fundamental
Peak	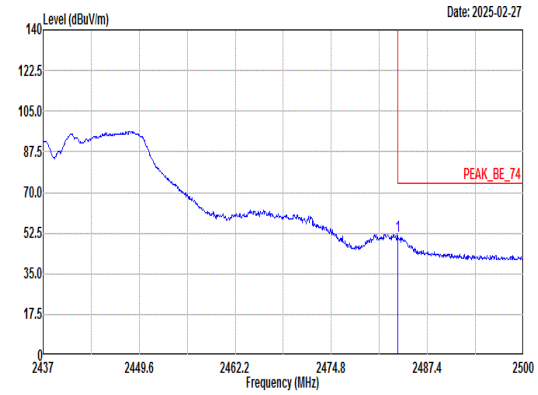 Site : 03CH04-SZ Condition: PEAK_BE_74 3m HF_3117_ANT_0057 VERTICAL : RBW:1000.000kHz VBW:3000.000kHz Mode : 97 Setting : MCS0 Power setting 12.5 Plane : X with Accessories : H621521000015ECA0017 Freq Level Limit Line Margin (dB) Read Level Ant Factor Cable Loss Preamp Factor APos TPos Remark MHz dBuV/m dBuV/m dBuV dB/m dB dB cm deg 1 2483.56 51.20 74.00 -22.80 49.05 30.80 5.46 34.11 308 160 PEAK	Blank
Avg	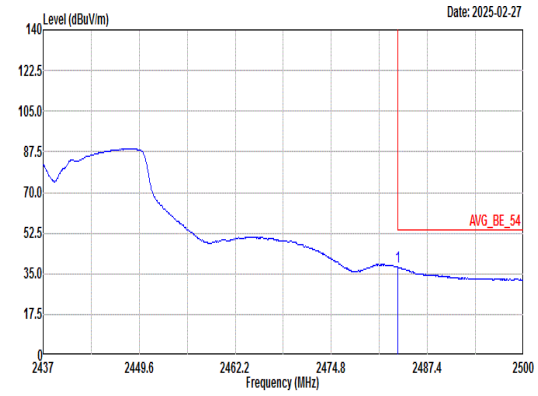 Site : 03CH04-SZ Condition: AVG_BE_54 3m HF_3117_ANT_0057 VERTICAL : RBW:1000.000kHz VBW:0.010kHz Mode : 97 Setting : MCS0 Power setting 12.5 Plane : X with Accessories : H621521000015ECA0017 Freq Level Limit Line Margin (dB) Read Level Ant Factor Cable Loss Preamp Factor APos TPos Remark MHz dBuV/m dBuV/m dBuV dB/m dB dB cm deg 1 2483.56 37.96 54.00 -16.04 35.81 30.80 5.46 34.11 308 160 AVERAGE	Blank

Mode	98	
	Band Edge - L	
	2400-2483.5_802.11n HT40_CH06_2437MHz	
ANT	0+1	
Pol.	Horizontal	Fundamental
Peak	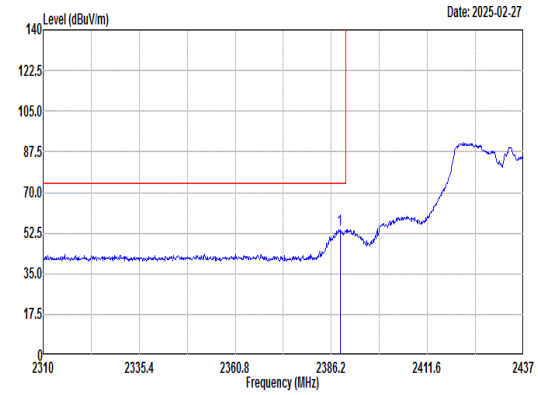 Site : 03CH04-SZ Condition: PEAK_BE_74 3m HF_3117_ANT_0057 HORIZONTAL : RBW:1000.000kHz VBW:3000.000kHz Mode : 98 Setting : MCS0 Power setting 14.5 Plane : X with Accessories : H621521000015ECA0017 Freq Level Limit Line Margin (dB) Read Level Ant Factor Cable Loss Preamp Factor APos TPos Remark MHz dBuV/m dBuV/m dBuV dB/m dB dB cm deg 1 2388.49 53.81 74.00 -20.19 51.81 30.78 5.36 34.14 400 226 PEAK	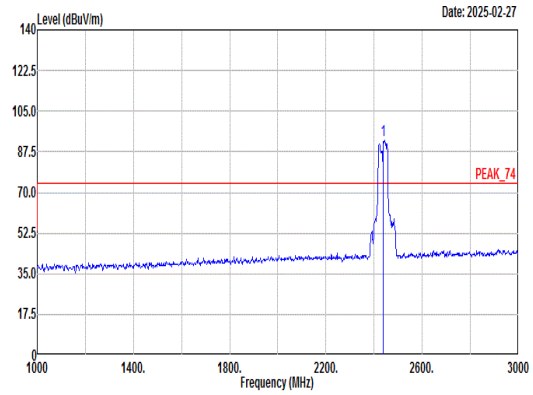 Site : 03CH04-SZ Condition: PEAK_74 3m HF_3117_ANT_0057 HORIZONTAL : RBW:1000.000kHz VBW:3000.000kHz Mode : 98 Setting : MCS0 Power setting 14.5 Plane : X with Accessories : H621521000015ECA0017 Freq Level Limit Line Margin (dB) Read Level Ant Factor Cable Loss Preamp Factor APos TPos Remark MHz dBuV/m dBuV/m dBuV dB/m dB dB cm deg 1 2437.00 92.54 ------ ------ 90.45 30.79 5.42 34.12 400 226 PEAK
Avg	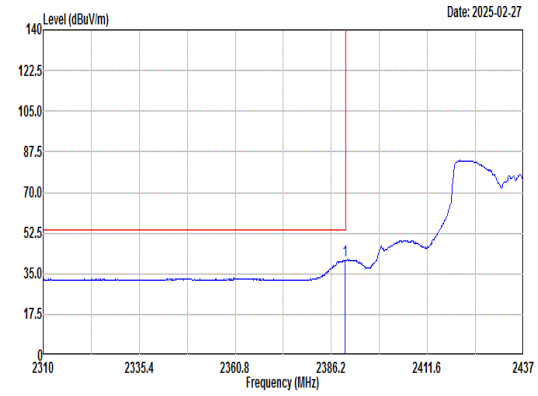 Site : 03CH04-SZ Condition: AVG_BE_54 3m HF_3117_ANT_0057 HORIZONTAL : RBW:1000.000kHz VBW:0.010kHz Mode : 98 Setting : MCS0 Power setting 14.5 Plane : X with Accessories : H621521000015ECA0017 Freq Level Limit Line Margin (dB) Read Level Ant Factor Cable Loss Preamp Factor APos TPos Remark MHz dBuV/m dBuV/m dBuV dB/m dB dB cm deg 1 2389.88 40.64 54.00 -13.36 38.64 30.78 5.36 34.14 400 226 AVERAGE	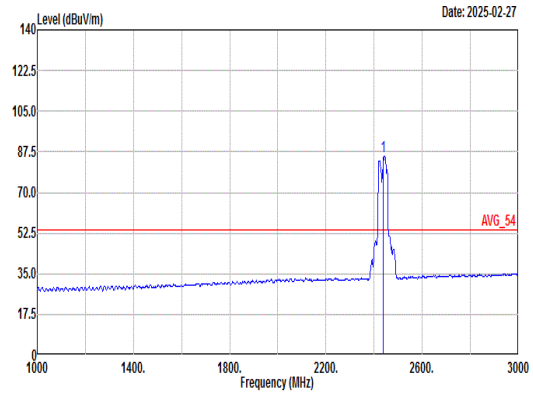 Site : 03CH04-SZ Condition: AVG_54 3m HF_3117_ANT_0057 HORIZONTAL : RBW:1000.000kHz VBW:0.010kHz Mode : 98 Setting : MCS0 Power setting 14.5 Plane : X with Accessories : H621521000015ECA0017 Freq Level Limit Line Margin (dB) Read Level Ant Factor Cable Loss Preamp Factor APos TPos Remark MHz dBuV/m dBuV/m dBuV dB/m dB dB cm deg 1 2437.00 85.40 ------ ------ 83.31 30.79 5.42 34.12 400 226 AVERAGE

Mode	98	
	Band Edge - R	
	2400-2483.5_802.11n HT40_CH06_2437MHz	
ANT	0+1	
Pol.	Horizontal	Fundamental
Peak	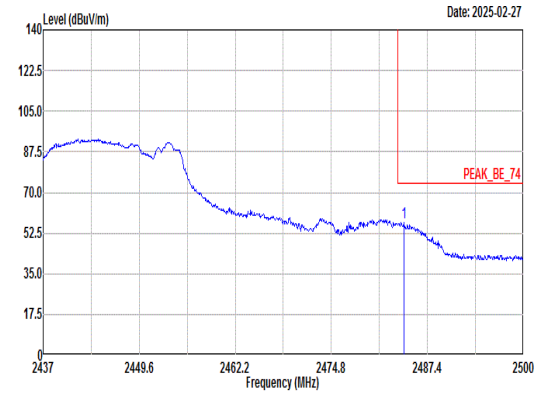 Site : 03CH04-SZ Condition: PEAK_BE_74 3m HF_3117_ANT_0057 HORIZONTAL : RBW:1000.000kHz VBW:3000.000kHz Mode : 98 Setting : MCS0 Power setting 14.5 Plane : X with Accessories : H621521000015ECA0017 Freq Level Limit Line Margin (dB) Read Level Ant Factor Cable Loss Preamp Factor APos TPos Remark MHz dBuV/m dBuV/m dBuV dB/m dB dB cm deg 1 2484.31 57.13 74.00 -16.87 54.98 30.80 5.46 34.11 400 226 PEAK	Blank
Avg	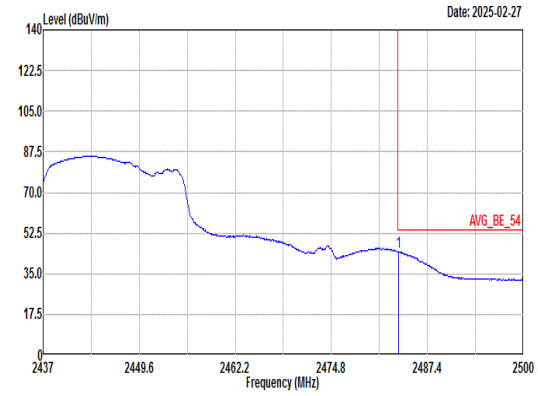 Site : 03CH04-SZ Condition: AVG_BE_54 3m HF_3117_ANT_0057 HORIZONTAL : RBW:1000.000kHz VBW:0.010kHz Mode : 98 Setting : MCS0 Power setting 14.5 Plane : X with Accessories : H621521000015ECA0017 Freq Level Limit Line Margin (dB) Read Level Ant Factor Cable Loss Preamp Factor APos TPos Remark MHz dBuV/m dBuV/m dBuV dB/m dB dB cm deg 1 2483.62 44.55 54.00 -9.45 42.40 30.80 5.46 34.11 400 226 AVERAGE	Blank

Mode	98	
	Band Edge - L	
	2400-2483.5_802.11n HT40_CH06_2437MHz	
ANT	0+1	
Pol.	Vertical	Fundamental
Peak	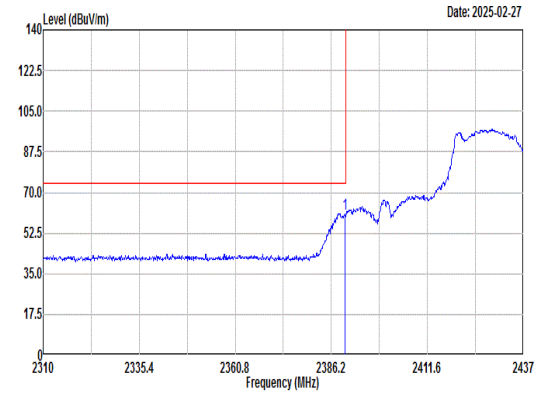 Site : 03CH04-SZ Condition: PEAK_BE_74 3m HF_3117_ANT_0057 VERTICAL : RBW:1000.000kHz VBW:3000.000kHz Mode : 98 Setting : MCS0 Power setting 14.5 Plane : X with Accessories : H621521000015ECA0017 Freq Level Limit Line Margin (dB) Read Level Ant Factor Cable Loss Preamp Factor APos TPos Remark MHz dBuV/m dBuV/m dBuV dB/m dB dB cm deg 1 2389.88 61.01 74.00 -12.99 59.01 30.78 5.36 34.14 318 315 PEAK	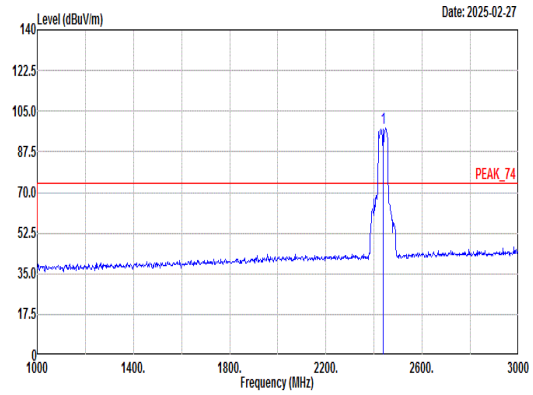 Site : 03CH04-SZ Condition: PEAK_74 3m HF_3117_ANT_0057 VERTICAL : RBW:1000.000kHz VBW:3000.000kHz Mode : 98 Setting : MCS0 Power setting 14.5 Plane : X with Accessories : H621521000015ECA0017 Freq Level Limit Line Margin (dB) Read Level Ant Factor Cable Loss Preamp Factor APos TPos Remark MHz dBuV/m dBuV/m dBuV dB/m dB dB cm deg 1 2437.00 97.70 ------ ------ 95.61 30.79 5.42 34.12 318 315 PEAK
Avg	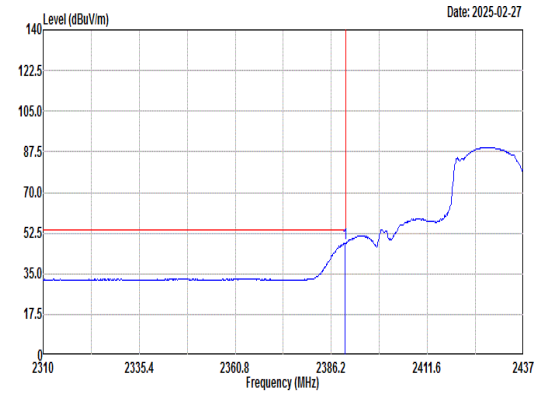 Site : 03CH04-SZ Condition: AVG_BE_54 3m HF_3117_ANT_0057 VERTICAL : RBW:1000.000kHz VBW:0.010kHz Mode : 98 Setting : MCS0 Power setting 14.5 Plane : X with Accessories : H621521000015ECA0017 Freq Level Limit Line Margin (dB) Read Level Ant Factor Cable Loss Preamp Factor APos TPos Remark MHz dBuV/m dBuV/m dBuV dB/m dB dB cm deg 1 2389.88 48.05 54.00 -5.95 46.05 30.78 5.36 34.14 318 315 AVERAGE	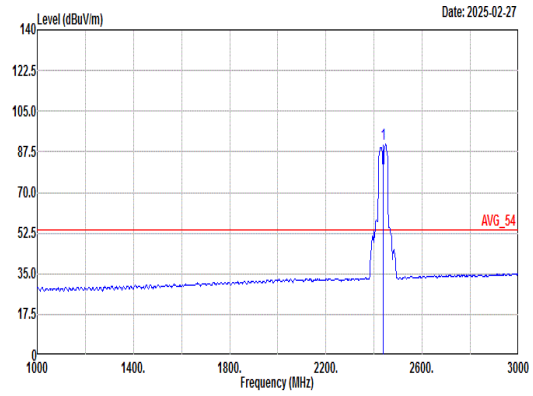 Site : 03CH04-SZ Condition: AVG_54 3m HF_3117_ANT_0057 VERTICAL : RBW:1000.000kHz VBW:0.010kHz Mode : 98 Setting : MCS0 Power setting 14.5 Plane : X with Accessories : H621521000015ECA0017 Freq Level Limit Line Margin (dB) Read Level Ant Factor Cable Loss Preamp Factor APos TPos Remark MHz dBuV/m dBuV/m dBuV dB/m dB dB cm deg 1 2437.00 90.73 ------ ------ 88.64 30.79 5.42 34.12 318 315 AVERAGE

Mode	98	
	Band Edge - R	
	2400-2483.5_802.11n HT40_CH06_2437MHz	
ANT	0+1	
Pol.	Vertical	Fundamental
Peak	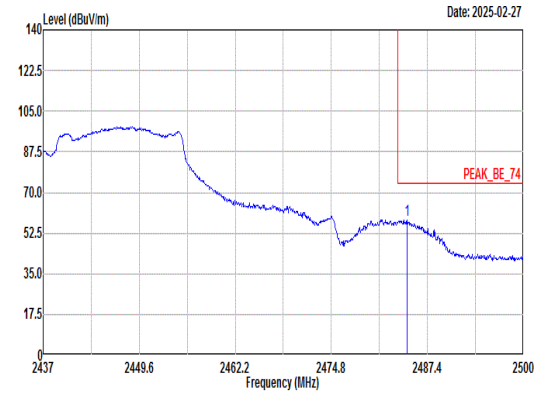 Site : 03CH04-SZ Condition: PEAK_BE_74 3m HF_3117_ANT_0057 VERTICAL : RBW:1000.000kHz VBW:3000.000kHz Mode : 98 Setting : MCS0 Power setting 14.5 Plane : X with Accessories : H621521000015ECA0017 Freq Level Limit Line Margin (dB) Read Level Ant Factor Cable Loss Preamp Factor APos TPos Remark MHz dBuV/m dBuV/m dBuV dB/m dB dB cm deg 1 2484.75 58.03 74.00 -15.97 55.88 30.80 5.46 34.11 318 315 PEAK	Blank
Avg	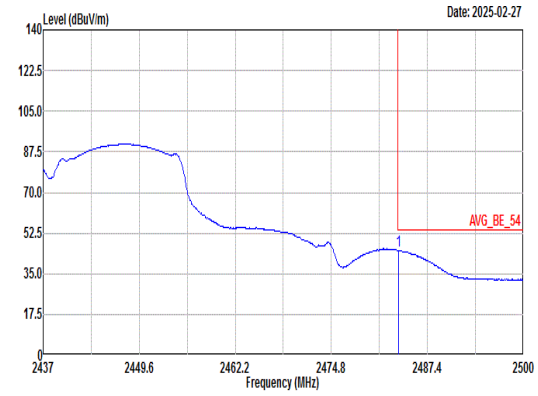 Site : 03CH04-SZ Condition: AVG_BE_54 3m HF_3117_ANT_0057 VERTICAL : RBW:1000.000kHz VBW:0.010kHz Mode : 98 Setting : MCS0 Power setting 14.5 Plane : X with Accessories : H621521000015ECA0017 Freq Level Limit Line Margin (dB) Read Level Ant Factor Cable Loss Preamp Factor APos TPos Remark MHz dBuV/m dBuV/m dBuV dB/m dB dB cm deg 1 2483.62 44.94 54.00 -9.06 42.79 30.80 5.46 34.11 318 315 AVERAGE	Blank

Mode	99	
	Band Edge - L	
	2400-2483.5_802.11n HT40_CH08_2447MHz	
ANT	0+1	
Pol.	Horizontal	Fundamental
Peak	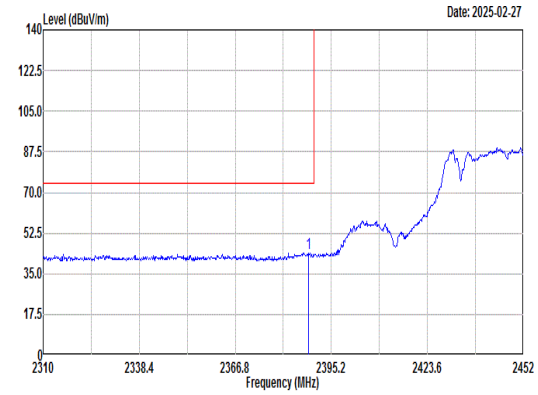 Site : 03CH04-SZ Condition: PEAK_BE_74 3m HF_3117_ANT_0057 HORIZONTAL : RBW:1000.000kHz VBW:3000.000kHz Mode : 99 Setting : MCS0 Power setting 13.5 Plane : X with Accessories : H621521000015ECA0017 Freq Level Limit Line Margin Read Level Ant Factor Cable Loss Preamp Factor APos TPos Remark MHz dBuV/m dBuV/m dB dBuV dB/m dB dB cm deg 1 2388.38 43.87 74.00 -30.13 41.87 30.78 5.36 34.14 400 211 PEAK	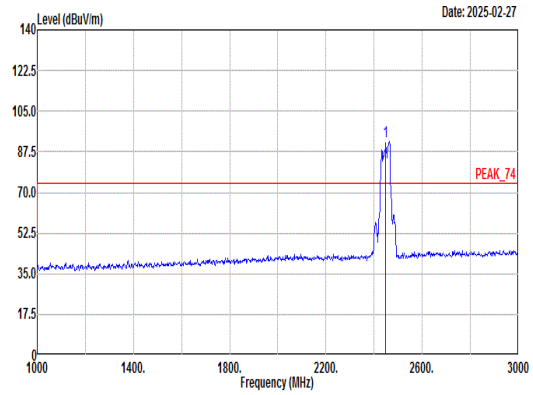 Site : 03CH04-SZ Condition: PEAK_74 3m HF_3117_ANT_0057 HORIZONTAL : RBW:1000.000kHz VBW:3000.000kHz Mode : 99 Setting : MCS0 Power setting 13.5 Plane : X with Accessories : H621521000015ECA0017 Freq Level Limit Line Margin Read Level Ant Factor Cable Loss Preamp Factor APos TPos Remark MHz dBuV/m dBuV/m dB dBuV dB/m dB dB cm deg 1 2447.00 92.15 ------ ------ 90.03 30.79 5.44 34.11 400 211 PEAK
Avg	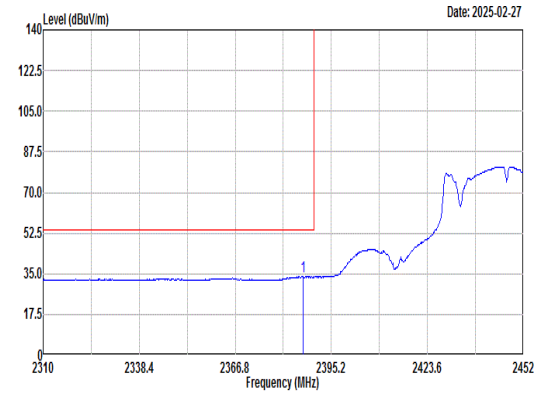 Site : 03CH04-SZ Condition: AVG_BE_54 3m HF_3117_ANT_0057 HORIZONTAL : RBW:1000.000kHz VBW:0.010kHz Mode : 99 Setting : MCS0 Power setting 13.5 Plane : X with Accessories : H621521000015ECA0017 Freq Level Limit Line Margin Read Level Ant Factor Cable Loss Preamp Factor APos TPos Remark MHz dBuV/m dBuV/m dB dBuV dB/m dB dB cm deg 1 2386.82 33.98 54.00 -20.02 31.99 30.78 5.36 34.15 400 211 AVERAGE	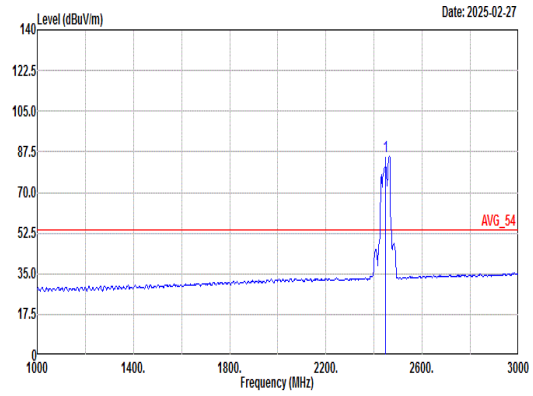 Site : 03CH04-SZ Condition: AVG_54 3m HF_3117_ANT_0057 HORIZONTAL : RBW:1000.000kHz VBW:0.010kHz Mode : 99 Setting : MCS0 Power setting 13.5 Plane : X with Accessories : H621521000015ECA0017 Freq Level Limit Line Margin Read Level Ant Factor Cable Loss Preamp Factor APos TPos Remark MHz dBuV/m dBuV/m dB dBuV dB/m dB dB cm deg 1 2447.00 85.37 ------ ------ 83.25 30.79 5.44 34.11 400 211 AVERAGE

Mode	99	
	Band Edge - R	
	2400-2483.5_802.11n HT40_CH08_2447MHz	
ANT	0+1	
Pol.	Horizontal	Fundamental
Peak	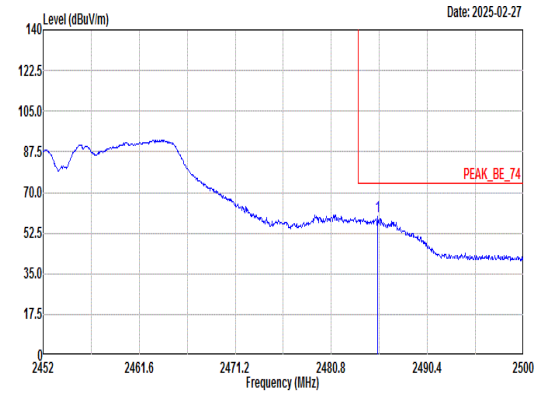 Site : 03CH04-SZ Condition: PEAK_BE_74 3m HF_3117_ANT_0057 HORIZONTAL : RBW:1000.000kHz VBW:3000.000kHz Mode : 99 Setting : MCS0 Power setting 13.5 Plane : X with Accessories : H621521000015ECA0017 Freq Level Limit Line Margin Read Level Ant Factor Cable Loss Preamp Factor APos TPos Remark MHz dBuV/m dBuV/m dB dBuV dB/m dB dB cm deg 1 2485.46 59.44 74.00 -14.56 57.29 30.80 5.46 34.11 400 211 PEAK	Blank
Avg	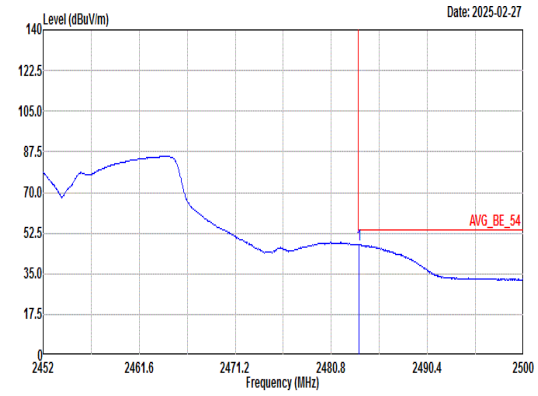 Site : 03CH04-SZ Condition: AVG_BE_54 3m HF_3117_ANT_0057 HORIZONTAL : RBW:1000.000kHz VBW:0.010kHz Mode : 99 Setting : MCS0 Power setting 13.5 Plane : X with Accessories : H621521000015ECA0017 Freq Level Limit Line Margin Read Level Ant Factor Cable Loss Preamp Factor APos TPos Remark MHz dBuV/m dBuV/m dB dBuV dB/m dB dB cm deg 1 2483.54 47.65 54.00 -6.35 45.50 30.80 5.46 34.11 400 211 AVERAGE	Blank

Mode	99	
	Band Edge - L	
	2400-2483.5_802.11n HT40_CH08_2447MHz	
ANT	0+1	
Pol.	Vertical	Fundamental
Peak	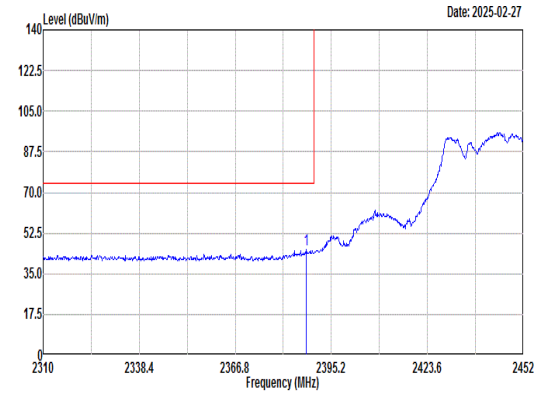 Site : 03CH04-SZ Condition: PEAK_BE_74 3m HF_3117_ANT_0057 VERTICAL : RBW:1000.000kHz VBW:3000.000kHz Mode : 99 Setting : MCS0 Power setting 13.5 Plane : X with Accessories : H621521000015ECA0017 1 2387.67 45.31 74.00 -28.69 43.31 30.78 5.36 34.14 400 108 PEAK	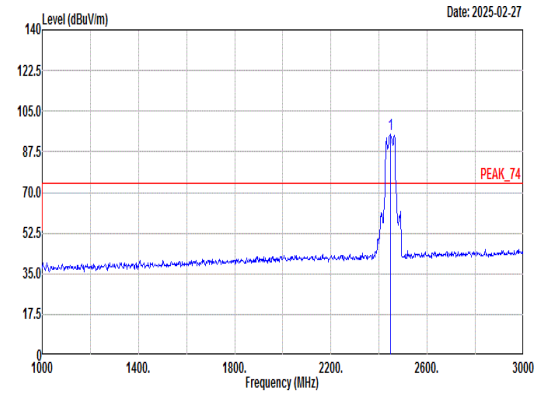 Site : 03CH04-SZ Condition: PEAK_74 3m HF_3117_ANT_0057 VERTICAL : RBW:1000.000kHz VBW:3000.000kHz Mode : 99 Setting : MCS0 Power setting 13.5 Plane : X with Accessories : H621521000015ECA0017 1 2447.00 94.97 ------ ------ 92.88 30.79 5.42 34.12 400 108 PEAK
Avg	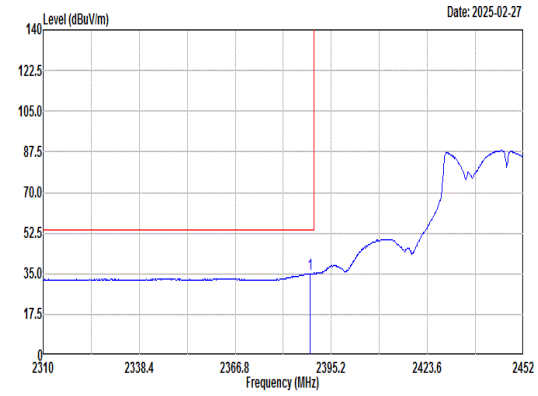 Site : 03CH04-SZ Condition: AVG_BE_54 3m HF_3117_ANT_0057 VERTICAL : RBW:1000.000kHz VBW:0.010kHz Mode : 99 Setting : MCS0 Power setting 13.5 Plane : X with Accessories : H621521000015ECA0017 1 2388.81 35.06 54.00 -18.94 33.06 30.78 5.36 34.14 400 108 AVERAGE	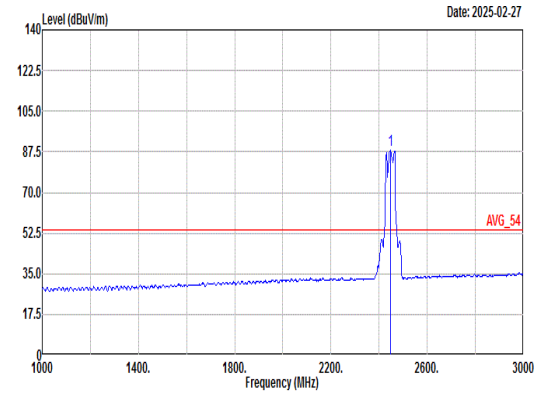 Site : 03CH04-SZ Condition: AVG_54 3m HF_3117_ANT_0057 VERTICAL : RBW:1000.000kHz VBW:0.010kHz Mode : 99 Setting : MCS0 Power setting 13.5 Plane : X with Accessories : H621521000015ECA0017 1 2447.00 87.97 ------ ------ 85.88 30.79 5.42 34.12 400 108 AVERAGE

Mode	99	
	Band Edge - R	
	2400-2483.5_802.11n HT40_CH08_2447MHz	
ANT	0+1	
Pol.	Vertical	Fundamental
Peak	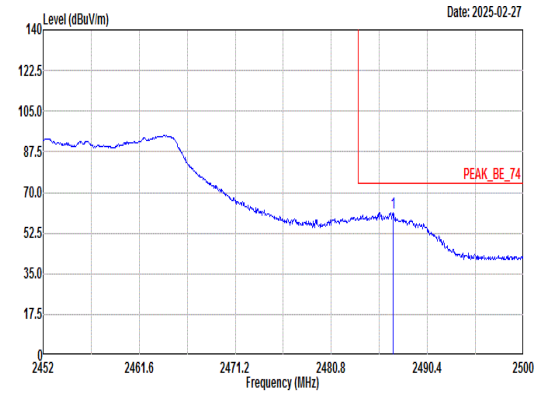 Site : 03CH04-SZ Condition: PEAK_BE_74 3m HF_3117_ANT_0057 VERTICAL : RBW:1000.000kHz VBW:3000.000kHz Mode : 99 Setting : MCS0 Power setting 13.5 Plane : X with Accessories : H621521000015ECA0017 Freq Level Limit Line Margin Read Level Ant Factor Cable Loss Preamp Factor APos TPos Remark MHz dBuV/m dBuV/m dB dBuV dB/m dB dB cm deg 1 2486.94 61.21 74.00 -12.79 59.06 30.80 5.46 34.11 400 108 PEAK	Blank
Avg	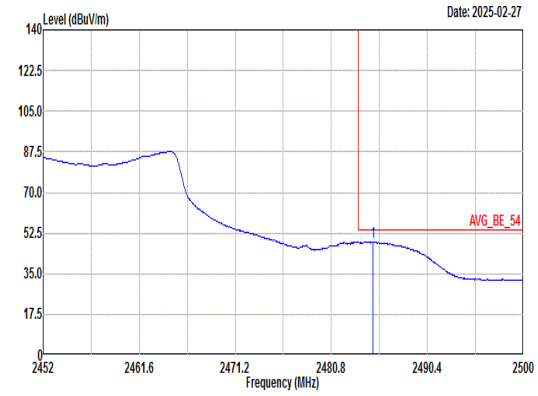 Site : 03CH04-SZ Condition: AVG_BE_54 3m HF_3117_ANT_0057 VERTICAL : RBW:1000.000kHz VBW:0.010kHz Mode : 99 Setting : MCS0 Power setting 13.5 Plane : X with Accessories : H621521000015ECA0017 Freq Level Limit Line Margin Read Level Ant Factor Cable Loss Preamp Factor APos TPos Remark MHz dBuV/m dBuV/m dB dBuV dB/m dB dB cm deg 1 2484.93 48.80 54.00 -5.20 46.65 30.80 5.46 34.11 400 108 AVERAGE	Blank

Mode	100	
	Band Edge - L	
	2400-2483.5_802.11n HT40_CH07_2442MHz	
ANT	0+1	
Pol.	Horizontal	Fundamental
Peak	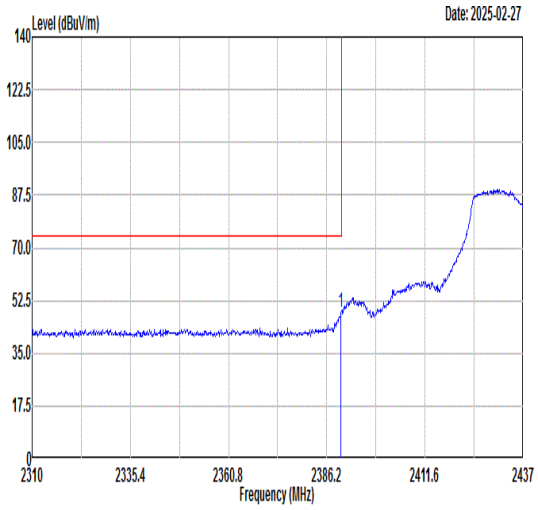 Freq Level Limit Line Margin Read Level Ant Factor Cable Loss Preamp Factor APos TPos Remark MHz dBuV/m dBuV/m dB dBuV dB/m dB dB cm deg 1 2389.88 48.65 74.00 -25.35 46.65 30.78 5.36 34.14 398 200 PEAK	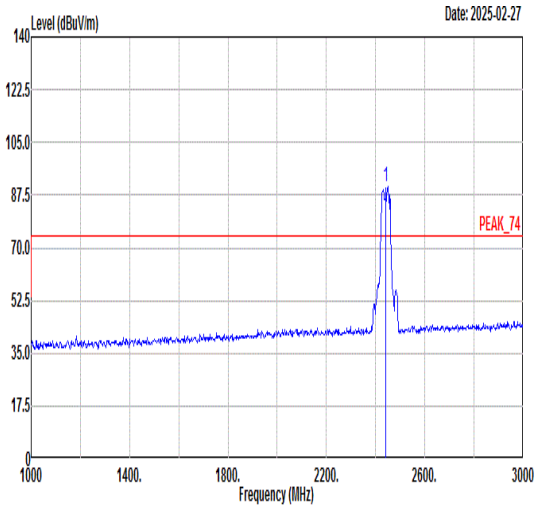 Freq Level Limit Line Margin Read Level Ant Factor Cable Loss Preamp Factor APos TPos Remark MHz dBuV/m dBuV/m dB dBuV dB/m dB dB cm deg 1 2442.00 90.30 ------ ------ 88.21 30.79 5.42 34.12 398 200 PEAK
Avg	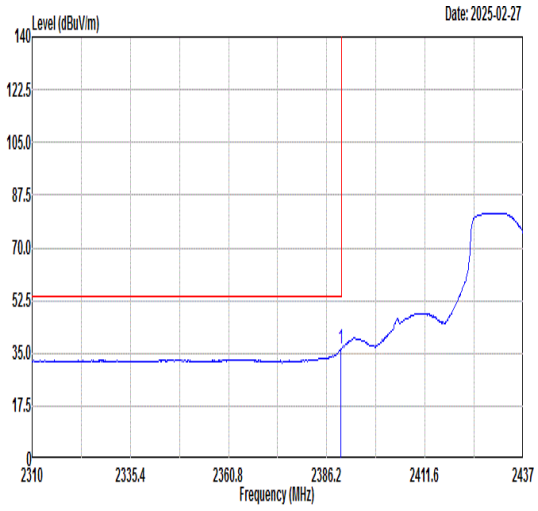 Freq Level Limit Line Margin Read Level Ant Factor Cable Loss Preamp Factor APos TPos Remark MHz dBuV/m dBuV/m dB dBuV dB/m dB dB cm deg 1 2389.88 36.46 54.00 -17.54 34.46 30.78 5.36 34.14 398 200 AVERAGE	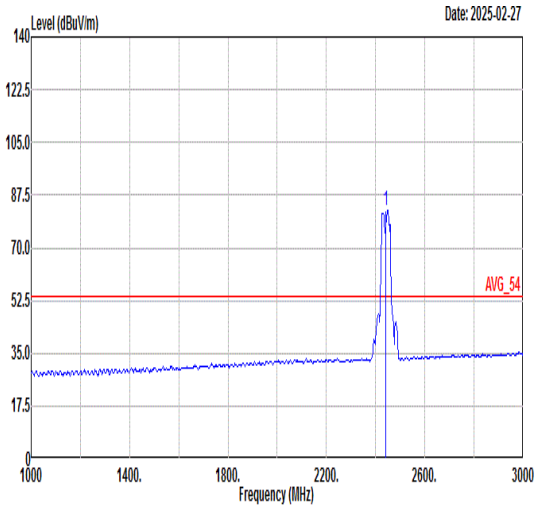 Freq Level Limit Line Margin Read Level Ant Factor Cable Loss Preamp Factor APos TPos Remark MHz dBuV/m dBuV/m dB dBuV dB/m dB dB cm deg 1 2442.00 82.64 ------ ------ 80.55 30.79 5.42 34.12 398 200 AVERAGE

Mode	100	
	Band Edge - R	
	2400-2483.5_802.11n HT40_CH07_2442MHz	
ANT	0+1	
Pol.	Horizontal	Fundamental
Peak	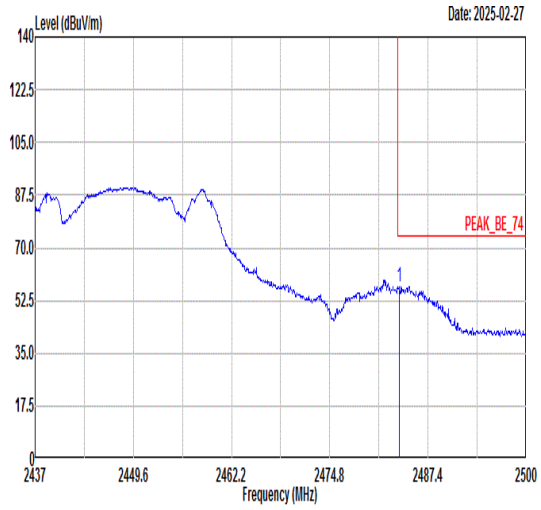 Freq Level Limit Line Margin Read Level Ant Factor Cable Loss Preamp Factor APos TPos Remark MHz dBuV/m dBuV/m dB dBuV dB/m dB dB cm deg 1 2483.75 57.30 74.00 -16.70 55.15 30.80 5.46 34.11 398 200 PEAK	Blank
Avg	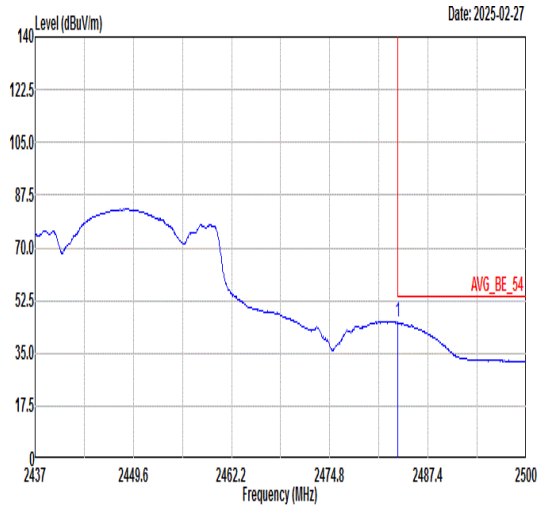 Freq Level Limit Line Margin Read Level Ant Factor Cable Loss Preamp Factor APos TPos Remark MHz dBuV/m dBuV/m dB dBuV dB/m dB dB cm deg 1 2483.56 45.17 54.00 -8.83 43.02 30.80 5.46 34.11 398 200 AVERAGE	Blank

Mode	100	
	Band Edge - L	
	2400-2483.5_802.11n HT40_CH07_2442MHz	
ANT	0+1	
Pol.	Vertical	Fundamental
Peak	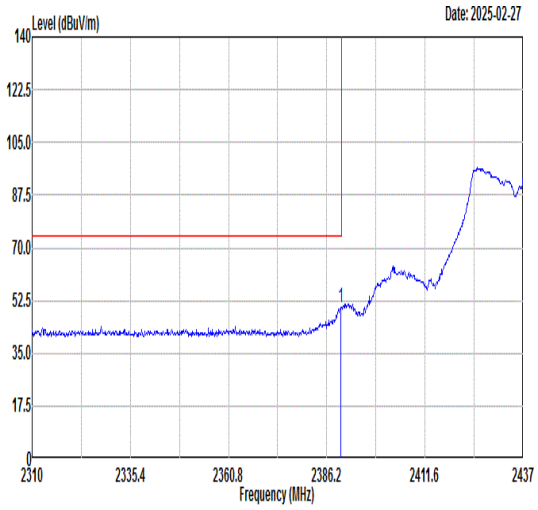 Freq Level Limit Line Margin Read Level Ant Factor Cable Loss Preamp Factor APos TPos Remark MHz dBuV/m dBuV/m dB dBuV dB/m dB dB cm deg 1 2389.76 50.08 74.00 -23.92 48.08 30.78 5.36 34.14 323 138 PEAK	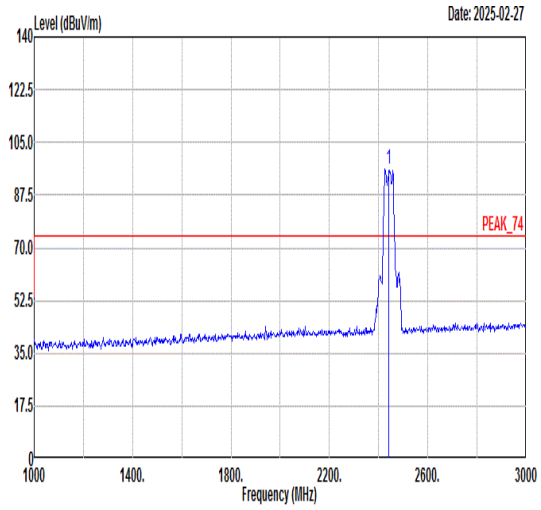 Freq Level Limit Line Margin Read Level Ant Factor Cable Loss Preamp Factor APos TPos Remark MHz dBuV/m dBuV/m dB dBuV dB/m dB dB cm deg 1 2442.00 96.33 ------ ------ 94.28 30.79 5.39 34.13 323 138 PEAK
Avg	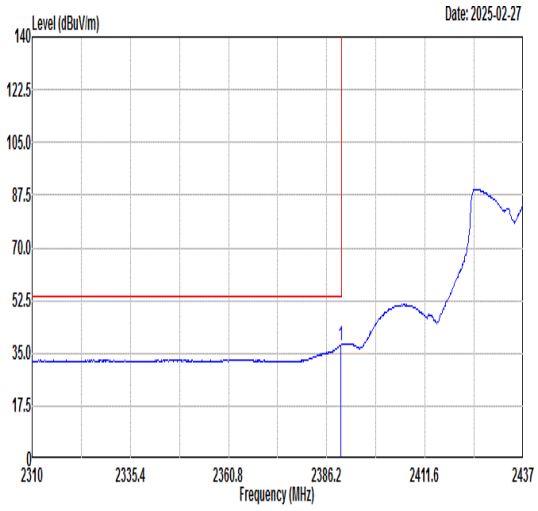 Freq Level Limit Line Margin Read Level Ant Factor Cable Loss Preamp Factor APos TPos Remark MHz dBuV/m dBuV/m dB dBuV dB/m dB dB cm deg 1 2389.88 37.76 54.00 -16.24 35.76 30.78 5.36 34.14 323 138 AVERAGE	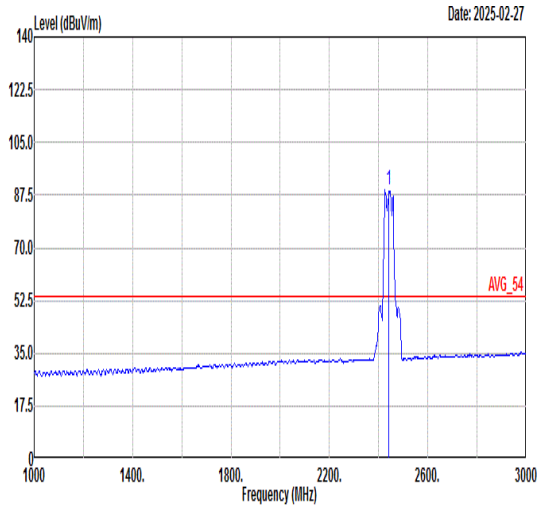 Freq Level Limit Line Margin Read Level Ant Factor Cable Loss Preamp Factor APos TPos Remark MHz dBuV/m dBuV/m dB dBuV dB/m dB dB cm deg 1 2442.00 89.34 ------ ------ 87.30 30.78 5.39 34.13 323 138 AVERAGE

Mode	100	
	Band Edge - R	
	2400-2483.5_802.11n HT40_CH07_2442MHz	
ANT	0+1	
Pol.	Vertical	Fundamental
Peak	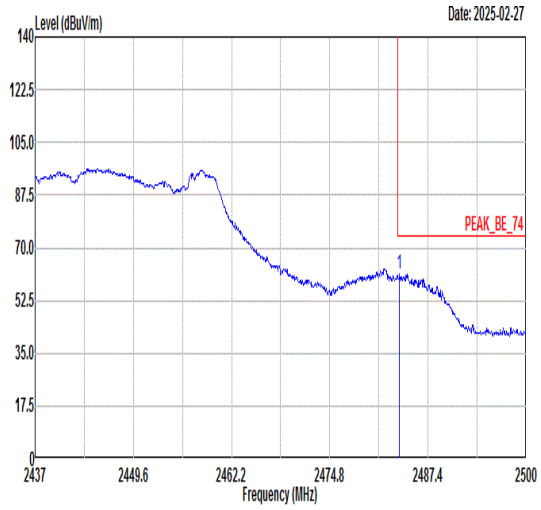 Limit Read Ant Cable Preamp APos TPos Freq Level Line Margin Level Factor Loss Factor Remark MHz dBuV/m dBuV/m dB dBuV dB/m dB dB cm deg 1 2483.75 61.43 74.00 -12.57 59.28 30.80 5.46 34.11 323 138 PEAK	Blank
Avg	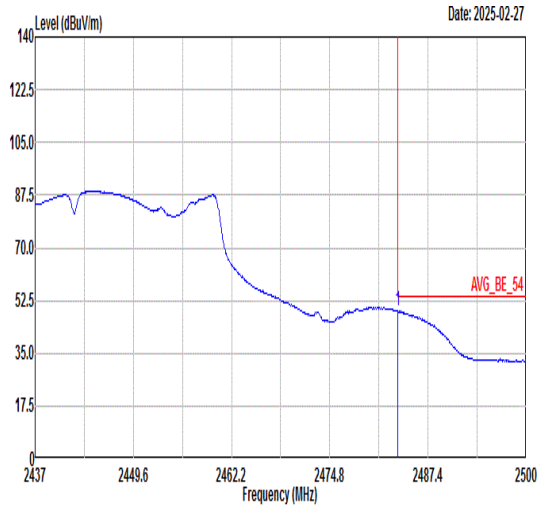 Limit Read Ant Cable Preamp APos TPos Freq Level Line Margin Level Factor Loss Factor Remark MHz dBuV/m dBuV/m dB dBuV dB/m dB dB cm deg 1 2483.56 48.89 54.00 -5.11 46.74 30.80 5.46 34.11 323 138 AVERAGE	Blank

Mode	101	
	Band Edge - L	
	2400-2483.5_802.11ax HE40_CH06_2437MHz	
ANT	0+1	
Pol.	Horizontal	Fundamental
Peak	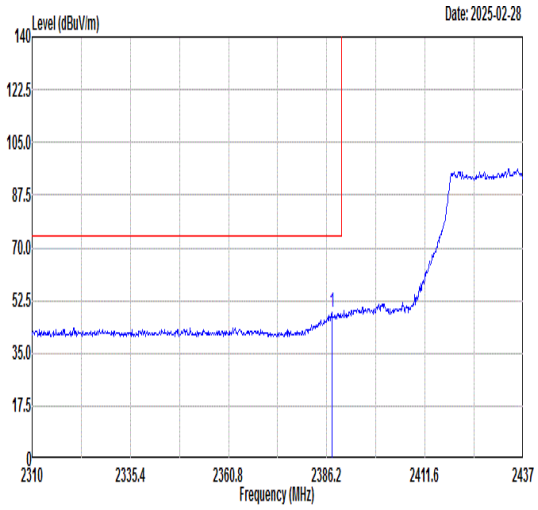 Freq Level Limit Line Margin Read Level Ant Factor Cable Loss Preamp Factor APos TPos Remark MHz dBuV/m dBuV/m dB dBuV dB/m dB dB cm deg 1 2387.47 48.42 74.00 -25.58 46.43 30.78 5.36 34.15 400 223 PEAK	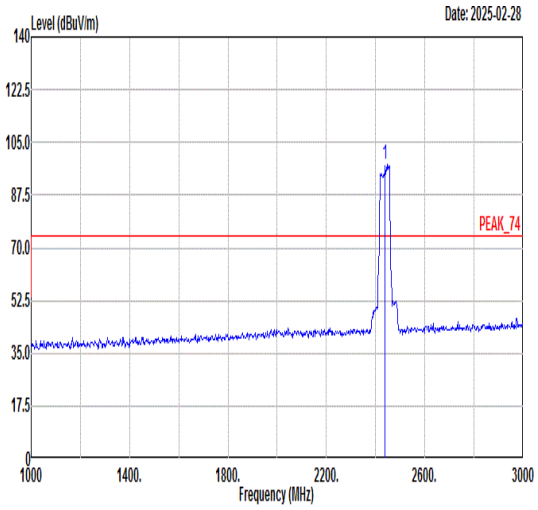 Freq Level Limit Line Margin Read Level Ant Factor Cable Loss Preamp Factor APos TPos Remark MHz dBuV/m dBuV/m dB dBuV dB/m dB dB cm deg 1 2437.00 97.84 ------ ------ 95.75 30.79 5.42 34.12 400 223 PEAK
Avg	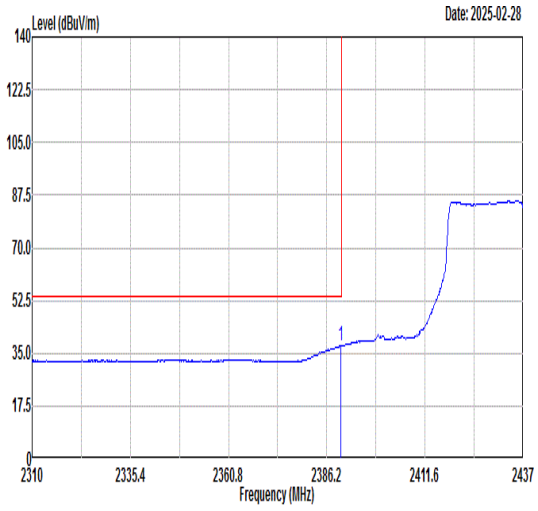 Freq Level Limit Line Margin Read Level Ant Factor Cable Loss Preamp Factor APos TPos Remark MHz dBuV/m dBuV/m dB dBuV dB/m dB dB cm deg 1 2389.76 37.54 54.00 -16.46 35.54 30.78 5.36 34.14 400 223 AVERAGE	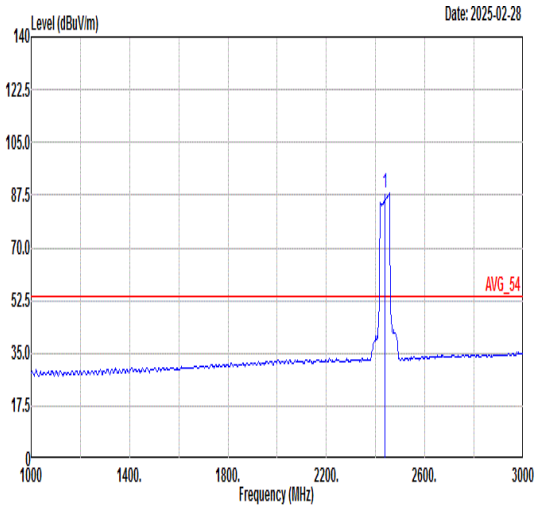 Freq Level Limit Line Margin Read Level Ant Factor Cable Loss Preamp Factor APos TPos Remark MHz dBuV/m dBuV/m dB dBuV dB/m dB dB cm deg 1 2437.00 88.02 ------ ------ 85.92 30.79 5.43 34.12 400 223 AVERAGE

Mode	101	
	Band Edge - R	
	2400-2483.5_802.11ax HE40_CH06_2437MHz	
ANT	0+1	
Pol.	Horizontal	Fundamental
Peak	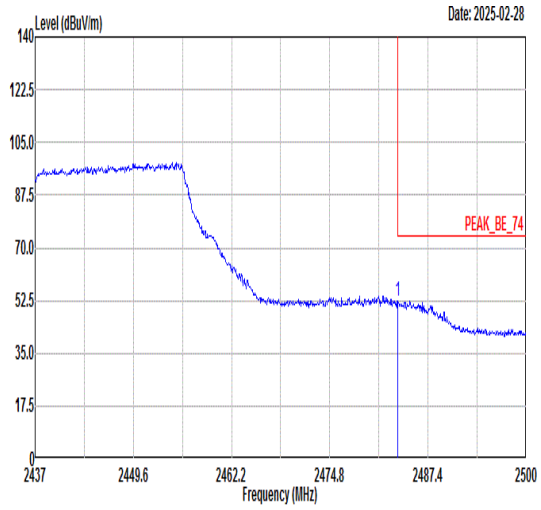 Limit Read Ant Cable Preamp APos TPos Freq Level Line Margin Level Factor Loss Factor Remark MHz dBuV/m dBuV/m dB dBuV dB/m dB dB cm deg 1 2483.56 52.16 74.00 -21.84 50.01 30.80 5.46 34.11 400 223 PEAK	Blank
Avg	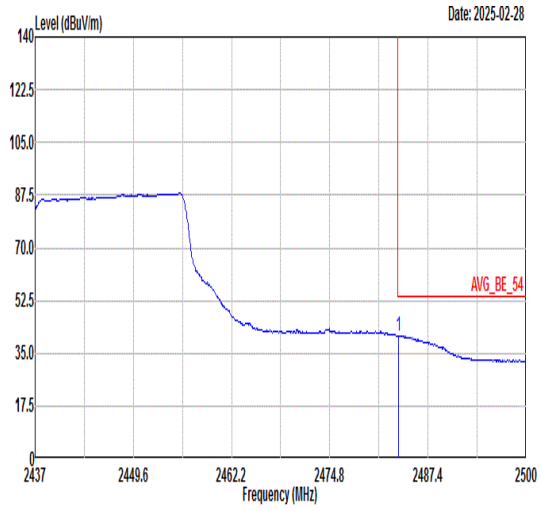 Limit Read Ant Cable Preamp APos TPos Freq Level Line Margin Level Factor Loss Factor Remark MHz dBuV/m dBuV/m dB dBuV dB/m dB dB cm deg 1 2483.62 40.87 54.00 -13.13 38.72 30.80 5.46 34.11 400 223 AVERAGE	Blank

Mode	101	
	Band Edge - L	
	2400-2483.5_802.11ax HE40_CH06_2437MHz	
ANT	0+1	
Pol.	Vertical	Fundamental
Peak	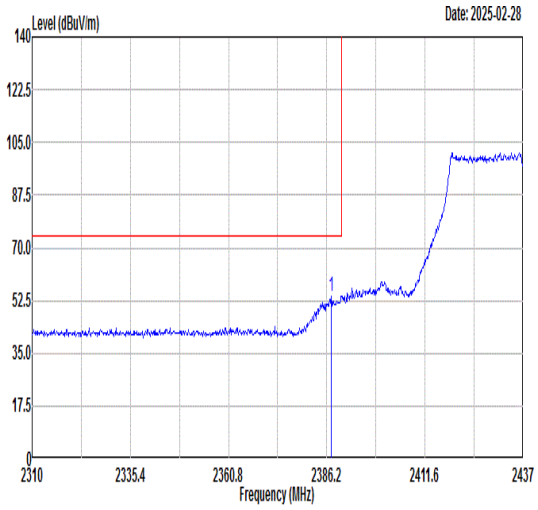 Freq Level Limit Line Margin Read Level Ant Factor Cable Loss Preamp Factor APos TPos Remark MHz dBuV/m dBuV/m dB dBuV dB/m dB dB cm deg 1 2387.34 54.00 74.00 -20.00 52.01 30.78 5.36 34.15 327 312 PEAK	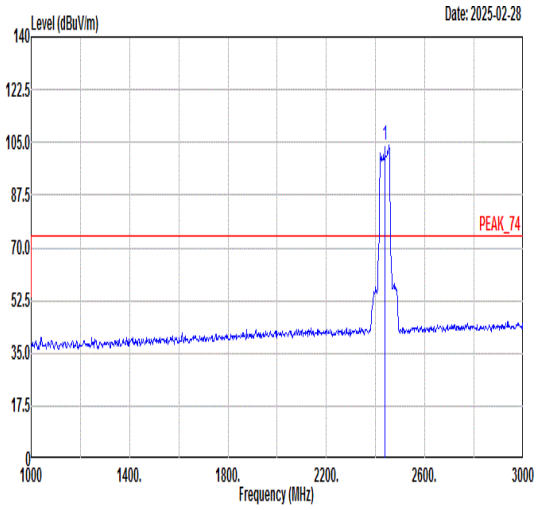 Freq Level Limit Line Margin Read Level Ant Factor Cable Loss Preamp Factor APos TPos Remark MHz dBuV/m dBuV/m dB dBuV dB/m dB dB cm deg 1 2437.00 104.30 ------ ------ 102.20 30.79 5.43 34.12 327 312 PEAK
Avg	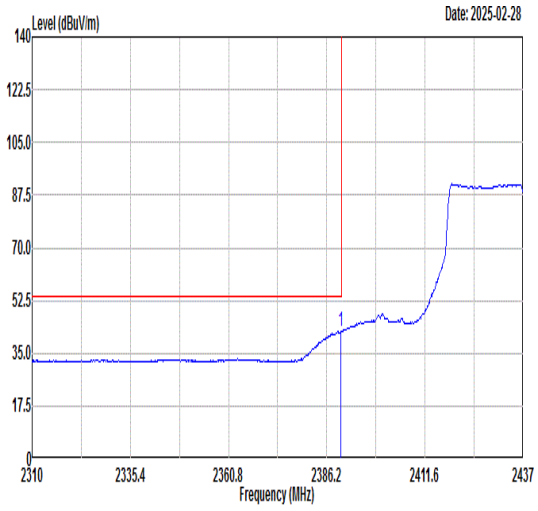 Freq Level Limit Line Margin Read Level Ant Factor Cable Loss Preamp Factor APos TPos Remark MHz dBuV/m dBuV/m dB dBuV dB/m dB dB cm deg 1 2389.76 42.35 54.00 -11.65 40.35 30.78 5.36 34.14 327 312 AVERAGE	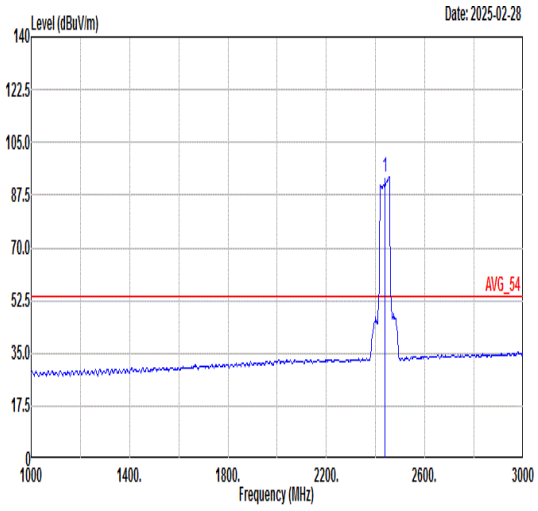 Freq Level Limit Line Margin Read Level Ant Factor Cable Loss Preamp Factor APos TPos Remark MHz dBuV/m dBuV/m dB dBuV dB/m dB dB cm deg 1 2437.00 93.56 ------ ------ 91.46 30.79 5.43 34.12 327 312 AVERAGE

Mode	101	
	Band Edge - R	
	2400-2483.5_802.11ax HE40_CH06_2437MHz	
ANT	0+1	
Pol.	Vertical	Fundamental
Peak	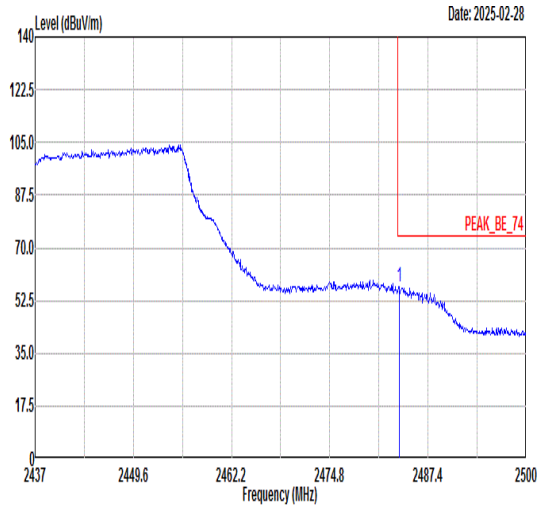 Freq Level Limit Line Margin Read Level Ant Factor Cable Loss Preamp Factor APos TPos Remark MHz dBuV/m dBuV/m dB dBuV dB/m dB dB cm deg 1 2483.68 57.28 74.00 -16.72 55.13 30.80 5.46 34.11 327 312 PEAK	Blank
Avg	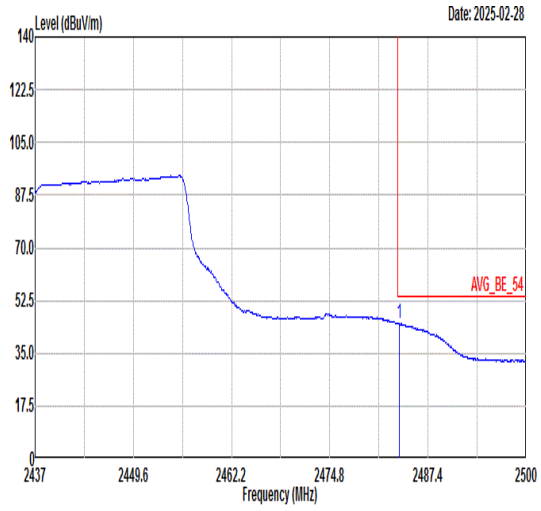 Freq Level Limit Line Margin Read Level Ant Factor Cable Loss Preamp Factor APos TPos Remark MHz dBuV/m dBuV/m dB dBuV dB/m dB dB cm deg 1 2483.68 44.99 54.00 -9.01 42.84 30.80 5.46 34.11 327 312 AVERAGE	Blank

Mode	102	
	Band Edge - L	
	2400-2483.5_802.11ax HE40_CH04_2427MHz	
ANT	0+1	
Pol.	Horizontal	Fundamental
Peak	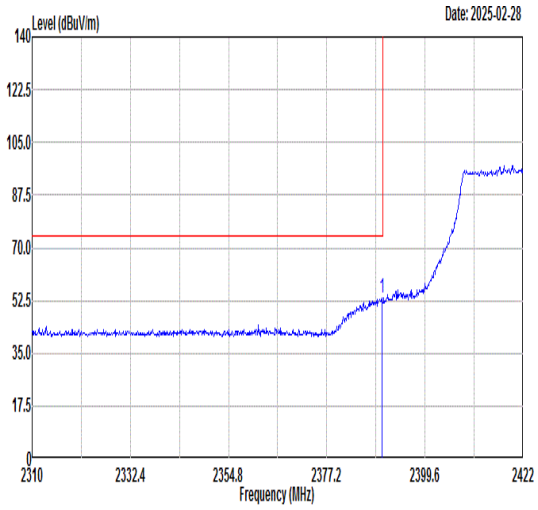 Freq Level Limit Line Margin Read Level Ant Factor Cable Loss Preamp Factor APos TPos Remark MHz dBuV/m dBuV/m dB dBuV dB/m dB dB cm deg 1 2389.74 53.41 74.00 -20.59 51.41 30.78 5.36 34.14 302 64 PEAK	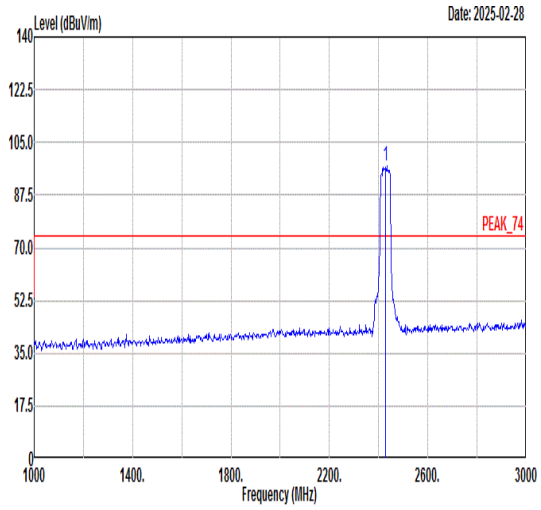 Freq Level Limit Line Margin Read Level Ant Factor Cable Loss Preamp Factor APos TPos Remark MHz dBuV/m dBuV/m dB dBuV dB/m dB dB cm deg 1 2427.00 97.41 ------ ------ 95.35 30.79 5.40 34.13 302 64 PEAK
Avg	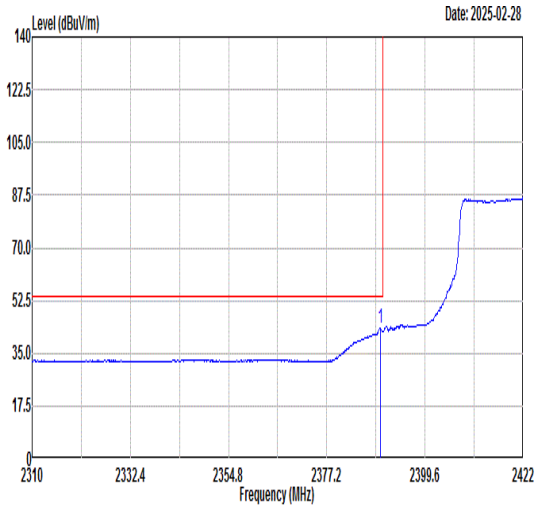 Freq Level Limit Line Margin Read Level Ant Factor Cable Loss Preamp Factor APos TPos Remark MHz dBuV/m dBuV/m dB dBuV dB/m dB dB cm deg 1 2389.41 43.48 54.00 -10.52 41.48 30.78 5.36 34.14 302 64 AVERAGE	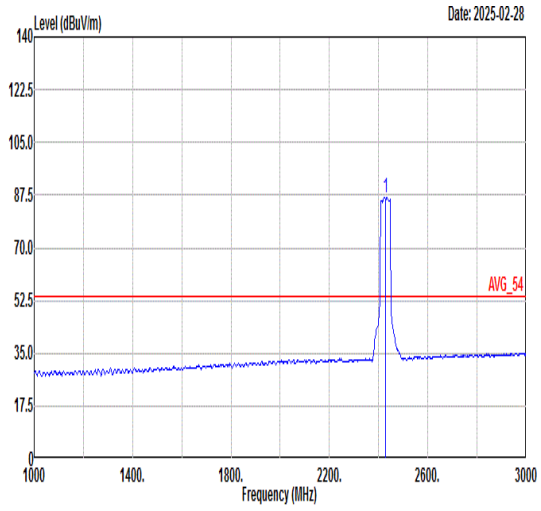 Freq Level Limit Line Margin Read Level Ant Factor Cable Loss Preamp Factor APos TPos Remark MHz dBuV/m dBuV/m dB dBuV dB/m dB dB cm deg 1 2427.00 86.53 ------ ------ 84.47 30.79 5.40 34.13 302 64 AVERAGE

Mode	102	
	Band Edge - R	
	2400-2483.5_802.11ax HE40_CH04_2427MHz	
ANT	0+1	
Pol.	Horizontal	Fundamental
Peak	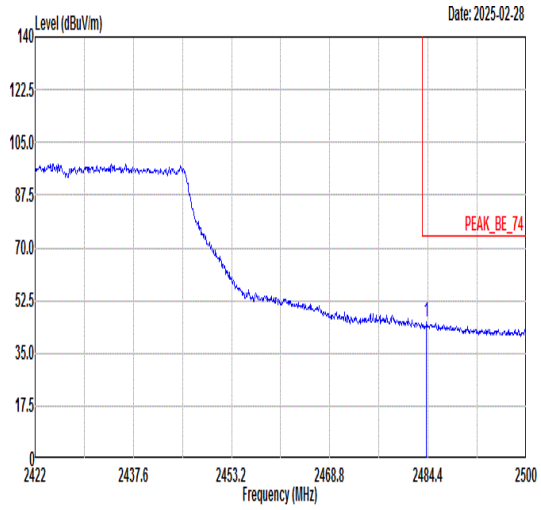 Freq Level Limit Line Margin Read Level Ant Factor Cable Loss Preamp Factor APos TPos Remark MHz dBuV/m dBuV/m dB dBuV dB/m dB dB cm deg 1 2484.17 45.20 74.00 -28.80 43.05 30.80 5.46 34.11 302 64 PEAK	Blank
Avg	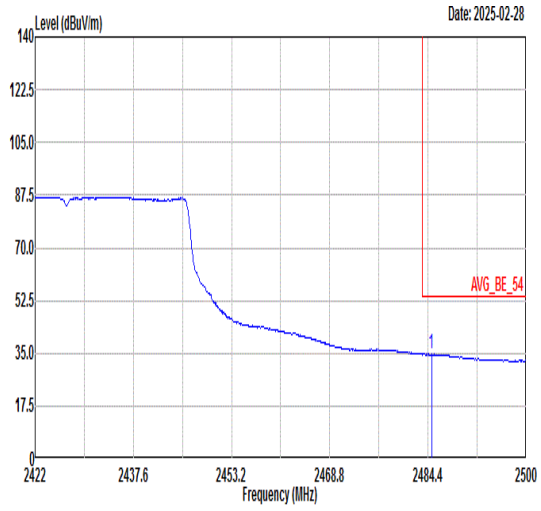 Freq Level Limit Line Margin Read Level Ant Factor Cable Loss Preamp Factor APos TPos Remark MHz dBuV/m dBuV/m dB dBuV dB/m dB dB cm deg 1 2484.95 34.83 54.00 -19.17 32.68 30.80 5.46 34.11 302 64 AVERAGE	Blank

Mode	102	
	Band Edge - L	
	2400-2483.5_802.11ax HE40_CH04_2427MHz	
ANT	0+1	
Pol.	Vertical	Fundamental
Peak	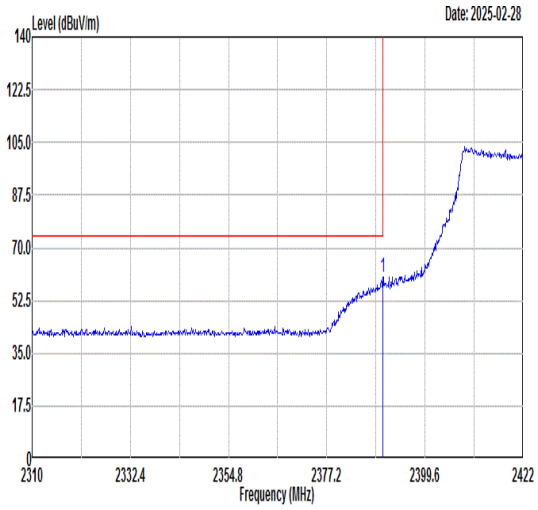 Freq Level Limit Line Margin Read Level Ant Factor Cable Loss Preamp Factor APos TPos Remark MHz dBuV/m dBuV/m dB dBuV dB/m dB dB cm deg 1 2389.97 60.28 74.00 -13.72 58.28 30.78 5.36 34.14 299 109 PEAK	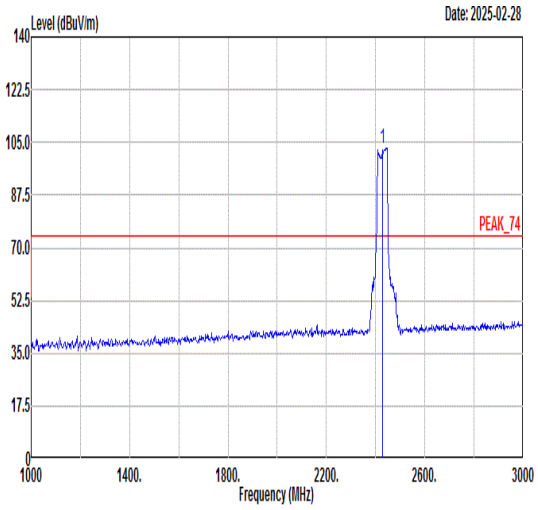 Freq Level Limit Line Margin Read Level Ant Factor Cable Loss Preamp Factor APos TPos Remark MHz dBuV/m dBuV/m dB dBuV dB/m dB dB cm deg 1 2427.00 103.25 ------ ------ 101.17 30.79 5.41 34.12 299 109 PEAK
Avg	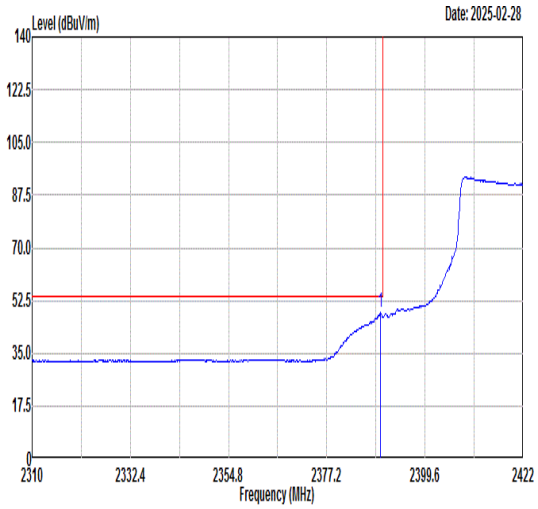 Freq Level Limit Line Margin Read Level Ant Factor Cable Loss Preamp Factor APos TPos Remark MHz dBuV/m dBuV/m dB dBuV dB/m dB dB cm deg 1 2389.41 48.46 54.00 -5.54 46.46 30.78 5.36 34.14 299 109 AVERAGE	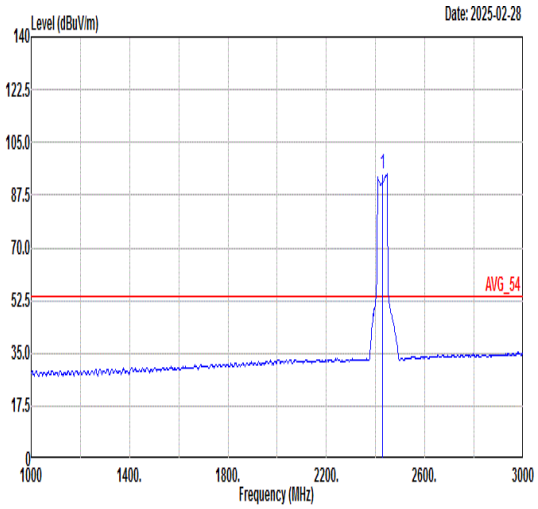 Freq Level Limit Line Margin Read Level Ant Factor Cable Loss Preamp Factor APos TPos Remark MHz dBuV/m dBuV/m dB dBuV dB/m dB dB cm deg 1 2427.00 94.42 ------ ------ 92.33 30.79 5.42 34.12 299 109 AVERAGE

Mode	102	
	Band Edge - R	
	2400-2483.5_802.11ax HE40_CH04_2427MHz	
ANT	0+1	
Pol.	Vertical	Fundamental
Peak	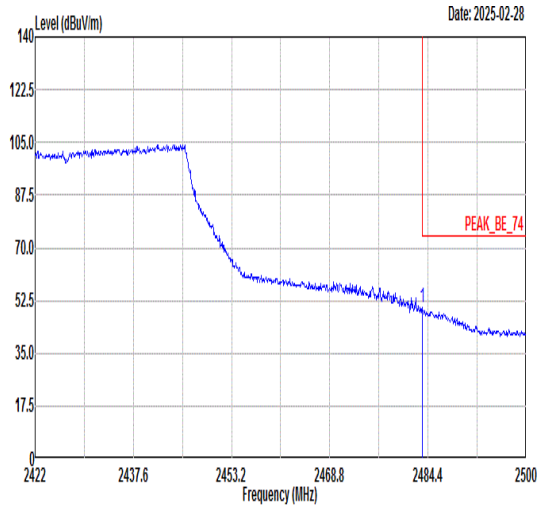 Freq Level Limit Line Margin Read Level Ant Factor Cable Loss Preamp Factor APos TPos Remark MHz dBuV/m dBuV/m dB dBuV dB/m dB dB cm deg 1 2483.54 50.11 74.00 -23.89 47.96 30.80 5.46 34.11 299 109 PEAK	Blank
Avg	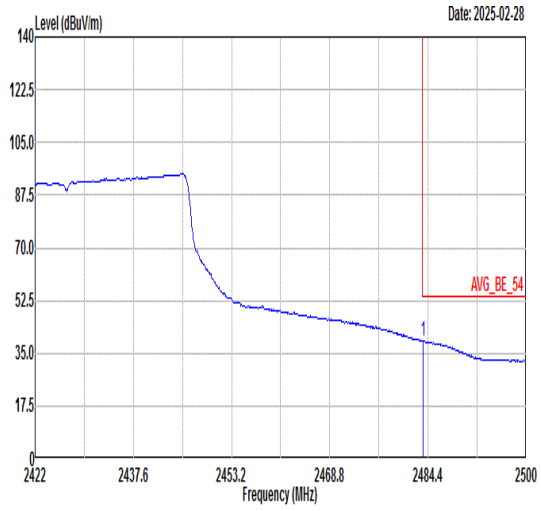 Freq Level Limit Line Margin Read Level Ant Factor Cable Loss Preamp Factor APos TPos Remark MHz dBuV/m dBuV/m dB dBuV dB/m dB dB cm deg 1 2483.62 39.11 54.00 -14.89 36.96 30.80 5.46 34.11 299 109 AVERAGE	Blank

Mode	103	
	Band Edge - L	
	2400-2483.5_802.11ax HE40_CH05_2432MHz	
ANT	0+1	
Pol.	Horizontal	Fundamental
Peak	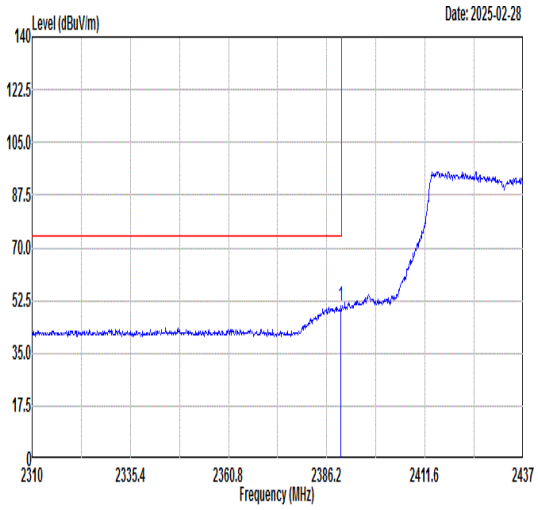 Freq Level Limit Line Margin Read Level Ant Factor Cable Loss Preamp Factor APos TPos Remark MHz dBuV/m dBuV/m dB dBuV dB/m dB dB cm deg 1 2389.88 50.87 74.00 -23.13 48.87 30.78 5.36 34.14 400 206 PEAK	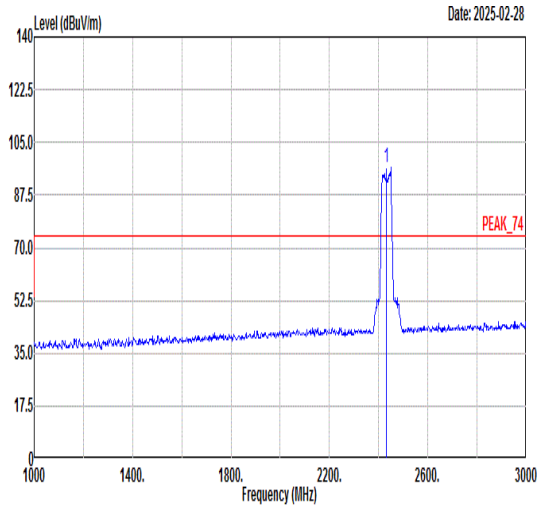 Freq Level Limit Line Margin Read Level Ant Factor Cable Loss Preamp Factor APos TPos Remark MHz dBuV/m dBuV/m dB dBuV dB/m dB dB cm deg 1 2432.00 96.78 ------ ------ 94.69 30.79 5.42 34.12 400 206 PEAK
Avg	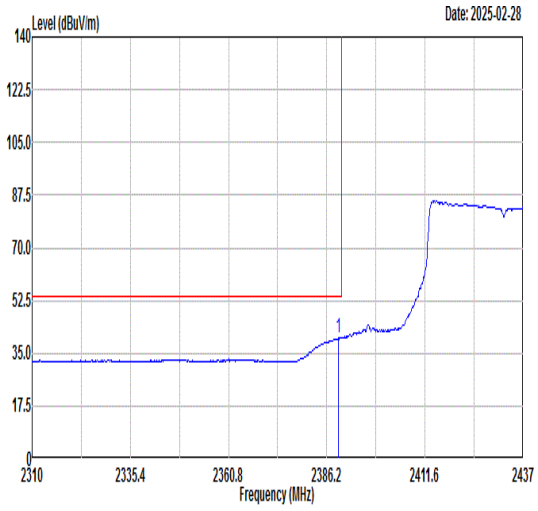 Freq Level Limit Line Margin Read Level Ant Factor Cable Loss Preamp Factor APos TPos Remark MHz dBuV/m dBuV/m dB dBuV dB/m dB dB cm deg 1 2389.25 40.15 54.00 -13.85 38.15 30.78 5.36 34.14 400 206 AVERAGE	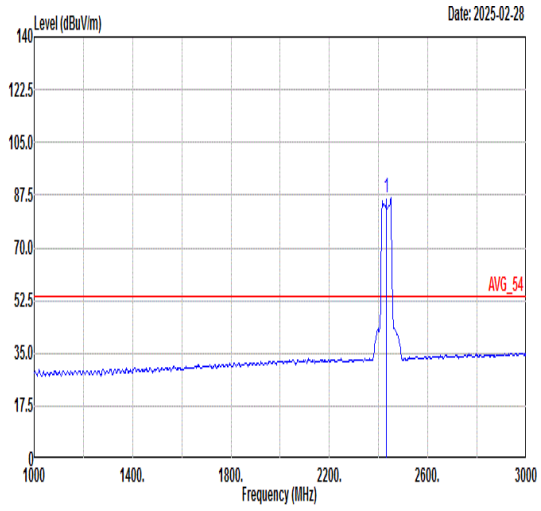 Freq Level Limit Line Margin Read Level Ant Factor Cable Loss Preamp Factor APos TPos Remark MHz dBuV/m dBuV/m dB dBuV dB/m dB dB cm deg 1 2432.00 86.84 ------ ------ 84.75 30.79 5.42 34.12 400 206 AVERAGE

Mode	103	
	Band Edge - R	
	2400-2483.5_802.11ax HE40_CH05_2432MHz	
ANT	0+1	
Pol.	Horizontal	Fundamental
Peak	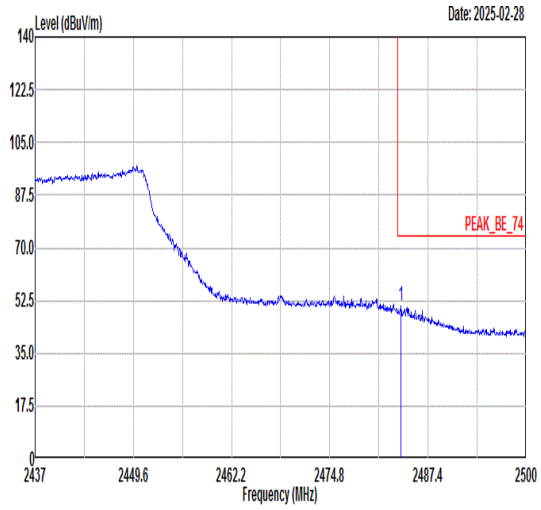 Freq Level Limit Line Margin Read Level Ant Factor Cable Loss Preamp Factor APos TPos Remark MHz dBuV/m dBuV/m dB dBuV dB/m dB dB cm deg 1 2483.94 50.60 74.00 -23.40 48.45 30.80 5.46 34.11 400 206 PEAK	Blank
Avg	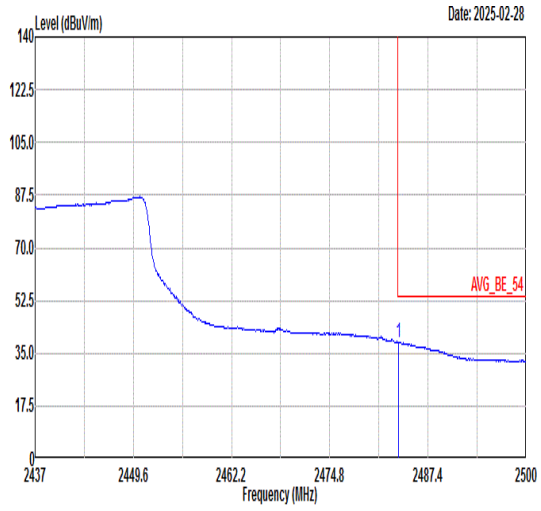 Freq Level Limit Line Margin Read Level Ant Factor Cable Loss Preamp Factor APos TPos Remark MHz dBuV/m dBuV/m dB dBuV dB/m dB dB cm deg 1 2483.62 38.67 54.00 -15.33 36.52 30.80 5.46 34.11 400 206 AVERAGE	Blank

Mode	103	
	Band Edge - L	
	2400-2483.5_802.11ax HE40_CH05_2432MHz	
ANT	0+1	
Pol.	Vertical	Fundamental
Peak	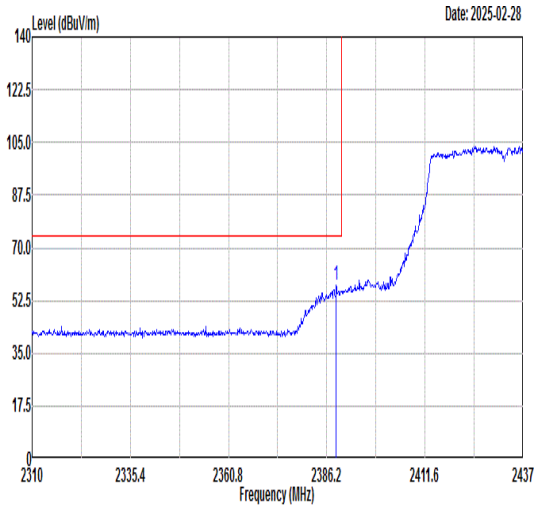 Freq Level Limit Line Margin Read Level Ant Factor Cable Loss Preamp Factor APos TPos Remark MHz dBuV/m dBuV/m dB dBuV dB/m dB dB cm deg 1 2388.61 57.71 74.00 -16.29 55.71 30.78 5.36 34.14 309 147 PEAK	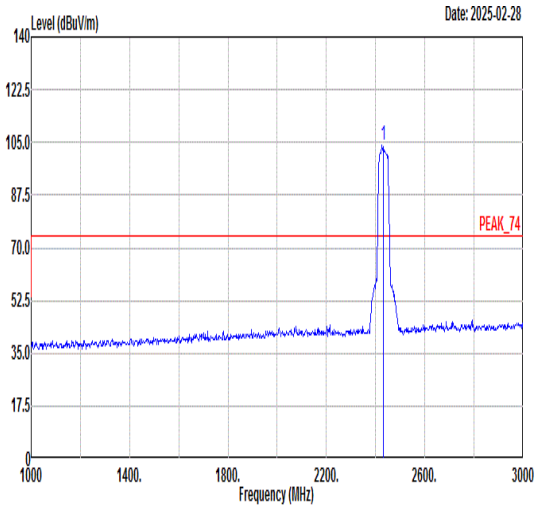 Freq Level Limit Line Margin Read Level Ant Factor Cable Loss Preamp Factor APos TPos Remark MHz dBuV/m dBuV/m dB dBuV dB/m dB dB cm deg 1 2432.00 103.96 ------ ------ 101.92 30.78 5.39 34.13 309 147 PEAK
Avg	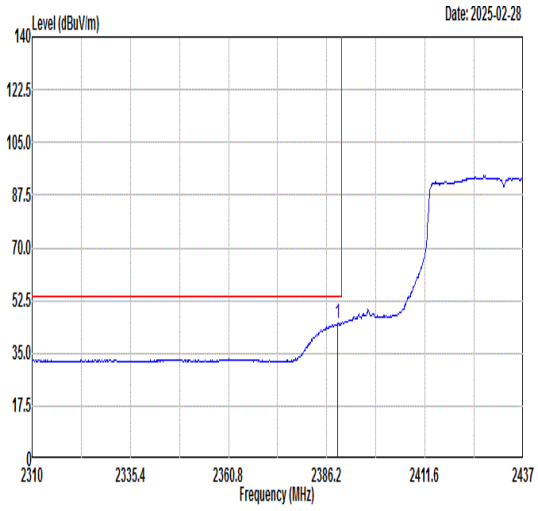 Freq Level Limit Line Margin Read Level Ant Factor Cable Loss Preamp Factor APos TPos Remark MHz dBuV/m dBuV/m dB dBuV dB/m dB dB cm deg 1 2388.99 44.86 54.00 -9.14 42.86 30.78 5.36 34.14 309 147 AVERAGE	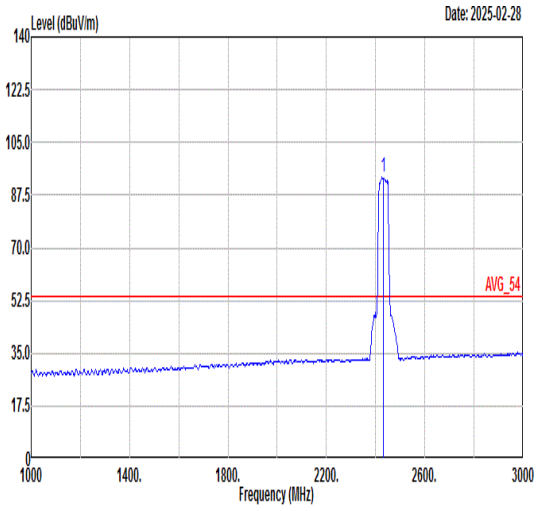 Freq Level Limit Line Margin Read Level Ant Factor Cable Loss Preamp Factor APos TPos Remark MHz dBuV/m dBuV/m dB dBuV dB/m dB dB cm deg 1 2432.00 93.38 ------ ------ 91.33 30.79 5.39 34.13 309 147 AVERAGE

Mode	103	
	Band Edge - R	
	2400-2483.5_802.11ax HE40_CH05_2432MHz	
ANT	0+1	
Pol.	Vertical	Fundamental
Peak	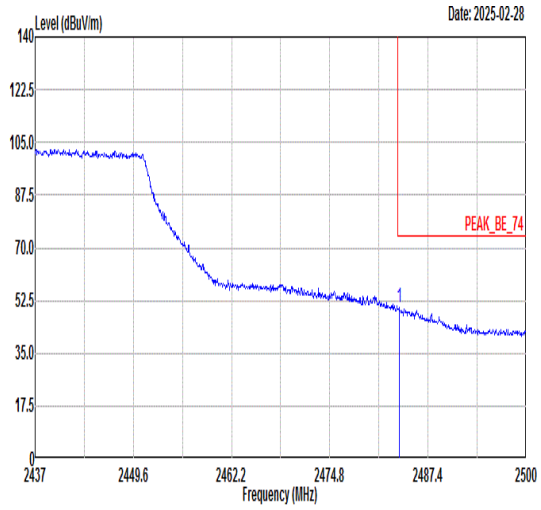 Limit Read Ant Cable Preamp APos TPos Freq Level Line Margin Level Factor Loss Factor Remark MHz dBuV/m dBuV/m dB dBuV dB/m dB dB cm deg 1 2483.75 50.14 74.00 -23.86 47.99 30.80 5.46 34.11 309 147 PEAK	Blank
Avg	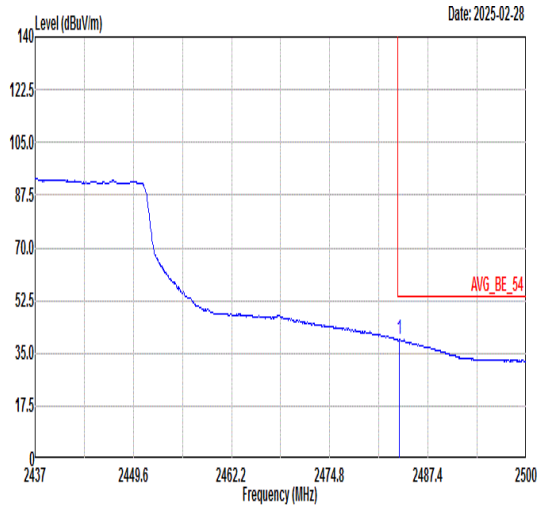 Limit Read Ant Cable Preamp APos TPos Freq Level Line Margin Level Factor Loss Factor Remark MHz dBuV/m dBuV/m dB dBuV dB/m dB dB cm deg 1 2483.68 39.59 54.00 -14.41 37.44 30.80 5.46 34.11 309 147 AVERAGE	Blank

Mode	104	
	Band Edge - L	
	2400-2483.5_802.11ax HE40_CH08_2447MHz	
ANT	0+1	
Pol.	Horizontal	Fundamental
Peak	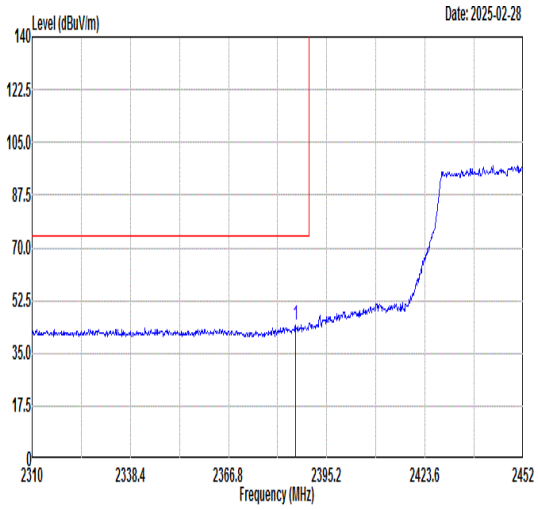 Freq Level Limit Line Margin Read Level Ant Factor Cable Loss Preamp Factor APos TPos Remark 1 2386.25 44.43 74.00 -29.57 42.44 30.78 5.36 34.15 400 224 PEAK	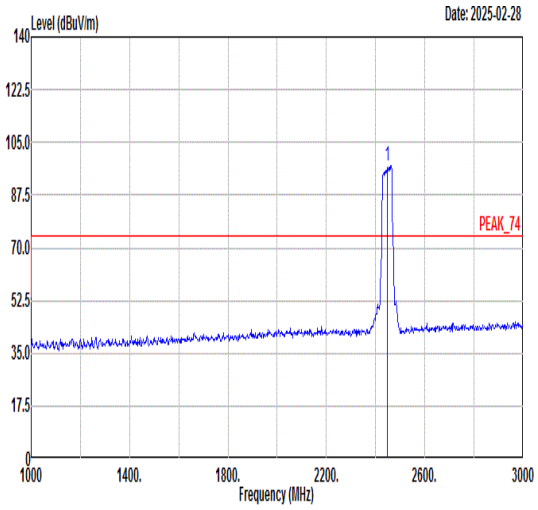 Freq Level Limit Line Margin Read Level Ant Factor Cable Loss Preamp Factor APos TPos Remark 1 2447.00 97.32 ------ ------ 95.20 30.79 5.44 34.11 400 224 PEAK
Avg	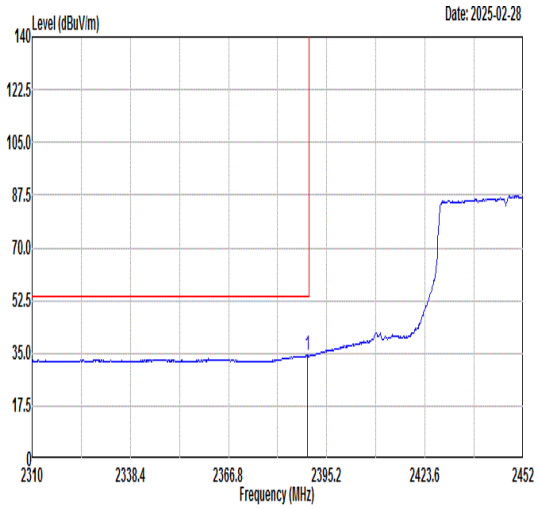 Freq Level Limit Line Margin Read Level Ant Factor Cable Loss Preamp Factor APos TPos Remark 1 2389.52 34.33 54.00 -19.67 32.33 30.78 5.36 34.14 400 224 AVERAGE	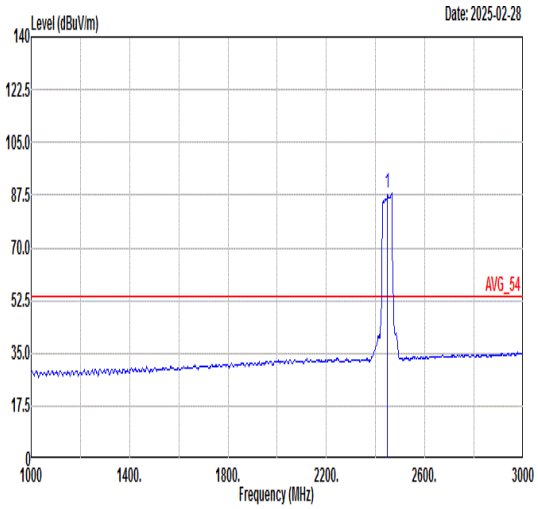 Freq Level Limit Line Margin Read Level Ant Factor Cable Loss Preamp Factor APos TPos Remark 1 2447.00 88.06 ------ ------ 85.94 30.79 5.44 34.11 400 224 AVERAGE

Mode	104	
	Band Edge - R	
	2400-2483.5_802.11ax HE40_CH08_2447MHz	
ANT	0+1	
Pol.	Horizontal	Fundamental
Peak	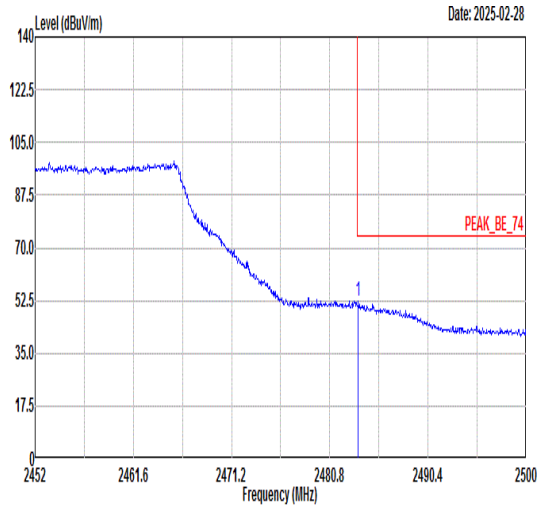 Limit Read Ant Cable Preamp APos TPos Freq Level Line Margin Level Factor Loss Factor Remark MHz dBuV/m dBuV/m dB dBuV dB/m dB dB cm deg 1 2483.58 52.05 74.00 -21.95 49.90 30.80 5.46 34.11 400 224 PEAK	Blank
Avg	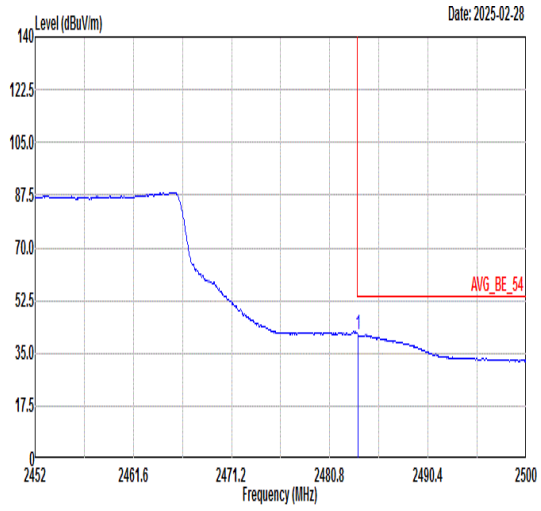 Limit Read Ant Cable Preamp APos TPos Freq Level Line Margin Level Factor Loss Factor Remark MHz dBuV/m dBuV/m dB dBuV dB/m dB dB cm deg 1 2483.54 41.28 54.00 -12.72 39.13 30.80 5.46 34.11 400 224 AVERAGE	Blank

Mode	104	
	Band Edge - L	
	2400-2483.5_802.11ax HE40_CH08_2447MHz	
ANT	0+1	
Pol.	Vertical	Fundamental
Peak	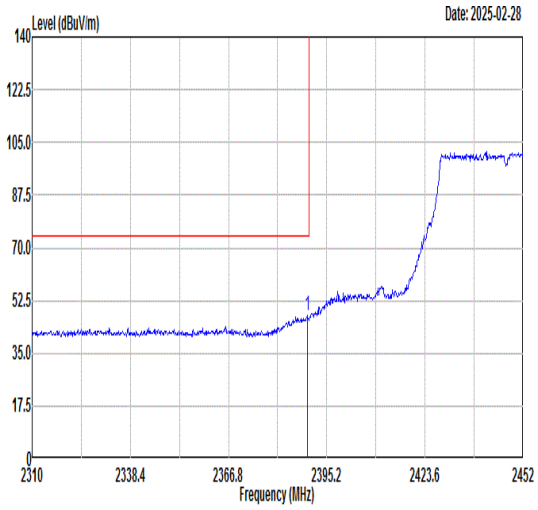 Freq Level Limit Line Margin Read Level Ant Factor Cable Loss Preamp Factor APos TPos Remark MHz dBuV/m dBuV/m dB dBuV dB/m dB dB cm deg 1 2389.52 47.42 74.00 -26.58 45.42 30.78 5.36 34.14 326 310 PEAK	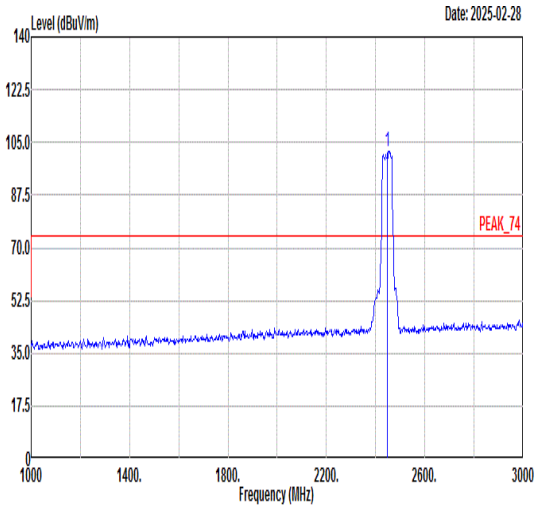 Freq Level Limit Line Margin Read Level Ant Factor Cable Loss Preamp Factor APos TPos Remark MHz dBuV/m dBuV/m dB dBuV dB/m dB dB cm deg 1 2447.00 102.15 ------ ------ 100.06 30.79 5.42 34.12 326 310 PEAK
Avg	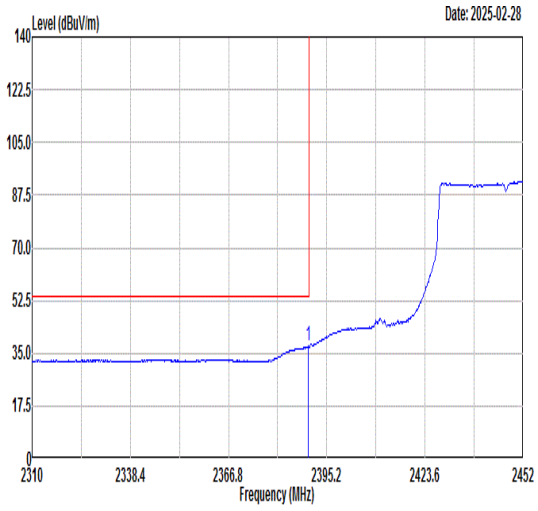 Freq Level Limit Line Margin Read Level Ant Factor Cable Loss Preamp Factor APos TPos Remark MHz dBuV/m dBuV/m dB dBuV dB/m dB dB cm deg 1 2389.95 37.31 54.00 -16.69 35.31 30.78 5.36 34.14 326 310 AVERAGE	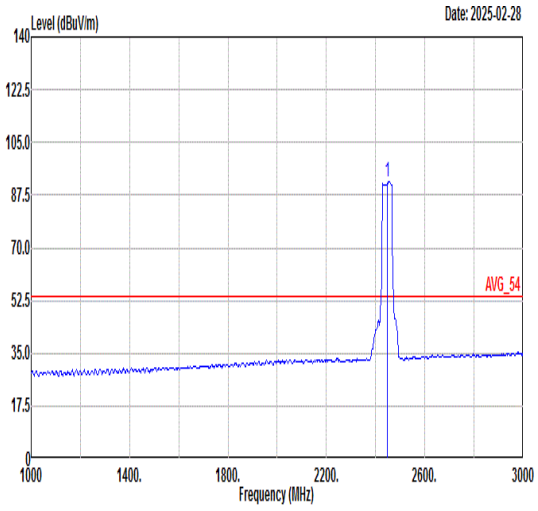 Freq Level Limit Line Margin Read Level Ant Factor Cable Loss Preamp Factor APos TPos Remark MHz dBuV/m dBuV/m dB dBuV dB/m dB dB cm deg 1 2447.00 92.12 ------ ------ 90.02 30.79 5.43 34.12 326 310 AVERAGE

Mode	104	
	Band Edge - R	
	2400-2483.5_802.11ax HE40_CH08_2447MHz	
ANT	0+1	
Pol.	Vertical	Fundamental
Peak	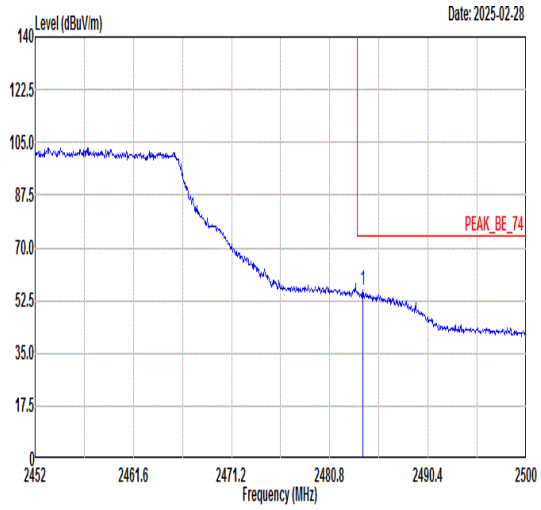 Freq Level Limit Line Margin Read Level Ant Factor Cable Loss Preamp Factor APos TPos Remark MHz dBuV/m dBuV/m dB dBuV dB/m dB dB cm deg 1 2484.06 55.85 74.00 -18.15 53.70 30.80 5.46 34.11 326 310 PEAK	Blank
Avg	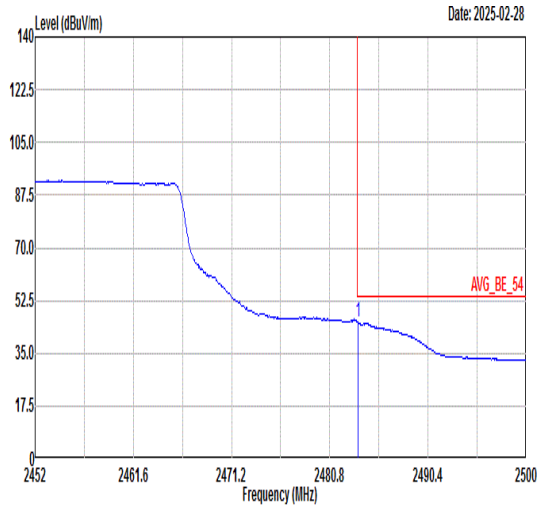 Freq Level Limit Line Margin Read Level Ant Factor Cable Loss Preamp Factor APos TPos Remark MHz dBuV/m dBuV/m dB dBuV dB/m dB dB cm deg 1 2483.54 45.32 54.00 -8.68 43.17 30.80 5.46 34.11 326 310 AVERAGE	Blank

Mode	105	
	Band Edge - L	
	2400-2483.5_802.11be EHT40_CH06_2437MHz	
ANT	0+1	
Pol.	Horizontal	Fundamental
Peak	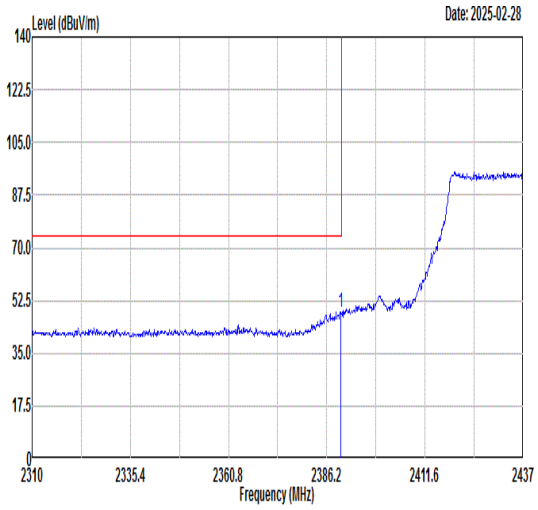 Freq Level Limit Line Margin Read Level Ant Factor Cable Loss Preamp Factor APos TPos Remark MHz dBuV/m dBuV/m dB dBuV dB/m dB dB cm deg 1 2389.76 48.75 74.00 -25.25 46.75 30.78 5.36 34.14 400 225 PEAK	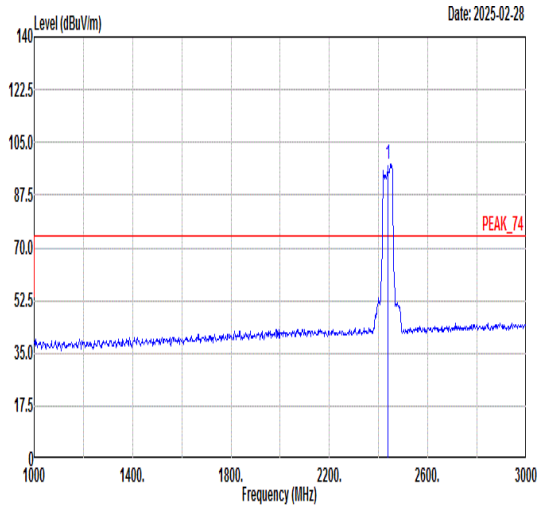 Freq Level Limit Line Margin Read Level Ant Factor Cable Loss Preamp Factor APos TPos Remark MHz dBuV/m dBuV/m dB dBuV dB/m dB dB cm deg 1 2437.00 97.76 ------ ------ 95.67 30.79 5.42 34.12 400 225 PEAK
Avg	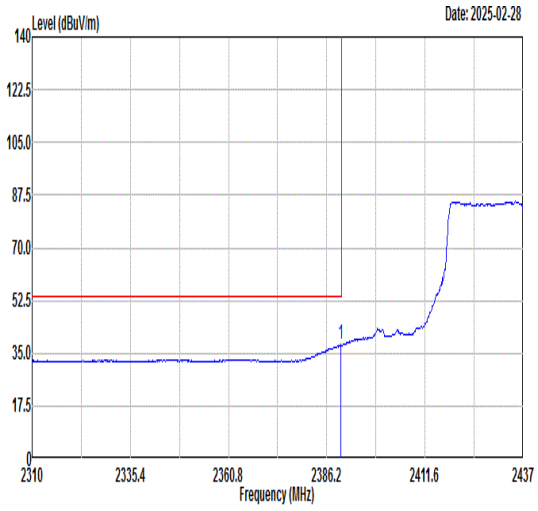 Freq Level Limit Line Margin Read Level Ant Factor Cable Loss Preamp Factor APos TPos Remark MHz dBuV/m dBuV/m dB dBuV dB/m dB dB cm deg 1 2389.88 37.79 54.00 -16.21 35.79 30.78 5.36 34.14 400 225 AVERAGE	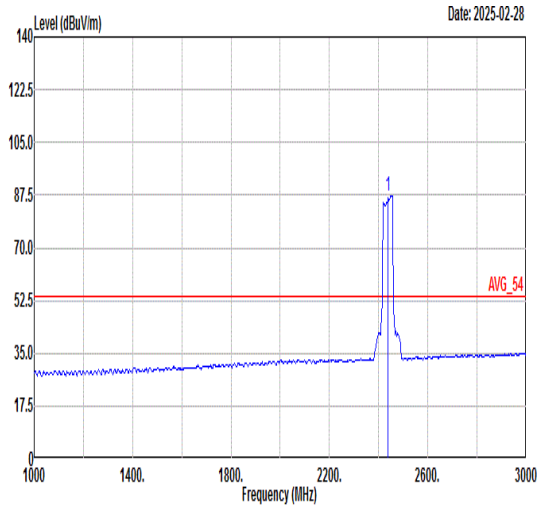 Freq Level Limit Line Margin Read Level Ant Factor Cable Loss Preamp Factor APos TPos Remark MHz dBuV/m dBuV/m dB dBuV dB/m dB dB cm deg 1 2437.00 87.39 ------ ------ 85.29 30.79 5.43 34.12 400 225 AVERAGE

Mode	105	
	Band Edge - R	
	2400-2483.5_802.11be EHT40_CH06_2437MHz	
ANT	0+1	
Pol.	Horizontal	Fundamental
Peak	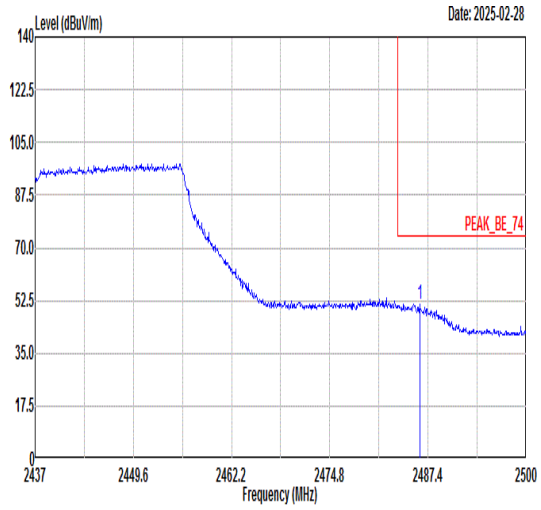 Freq Level Limit Line Margin Read Level Ant Factor Cable Loss Preamp Factor APos TPos Remark MHz dBuV/m dBuV/m dB dBuV dB/m dB dB cm deg 1 2486.33 51.46 74.00 -22.54 49.31 30.80 5.46 34.11 400 225 PEAK	Blank
Avg	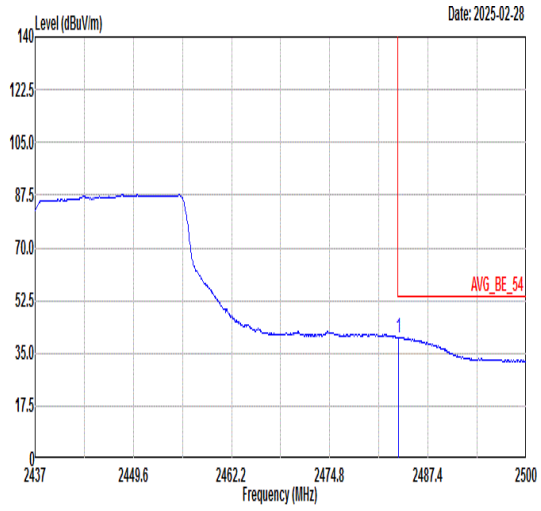 Freq Level Limit Line Margin Read Level Ant Factor Cable Loss Preamp Factor APos TPos Remark MHz dBuV/m dBuV/m dB dBuV dB/m dB dB cm deg 1 2483.62 40.31 54.00 -13.69 38.16 30.80 5.46 34.11 400 225 AVERAGE	Blank

Mode	105	
	Band Edge - L	
	2400-2483.5_802.11be EHT40_CH06_2437MHz	
ANT	0+1	
Pol.	Vertical	Fundamental
Peak	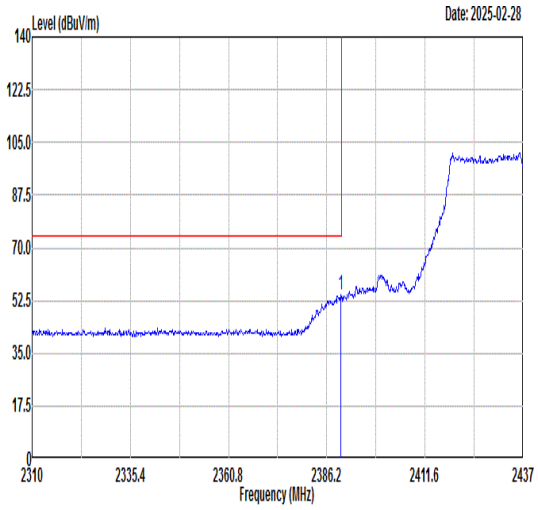 Freq Level Limit Line Margin Read Level Ant Factor Cable Loss Preamp Factor APos TPos Remark MHz dBuV/m dBuV/m dB dBuV dB/m dB dB cm deg 1 2389.88 54.15 74.00 -19.85 52.15 30.78 5.36 34.14 328 313 PEAK	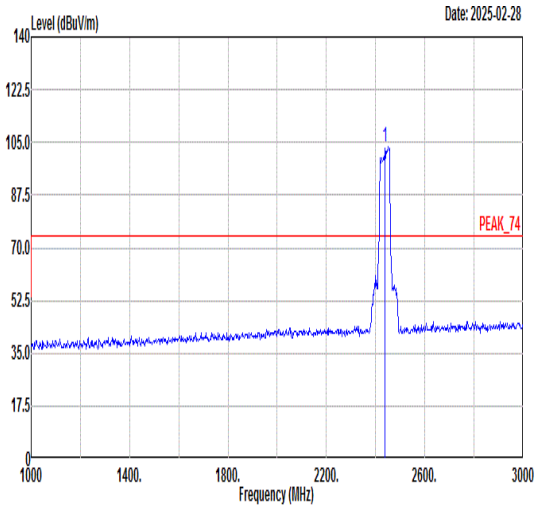 Freq Level Limit Line Margin Read Level Ant Factor Cable Loss Preamp Factor APos TPos Remark MHz dBuV/m dBuV/m dB dBuV dB/m dB dB cm deg 1 2437.00 103.37 ------ ------ 101.28 30.79 5.42 34.12 328 313 PEAK
Avg	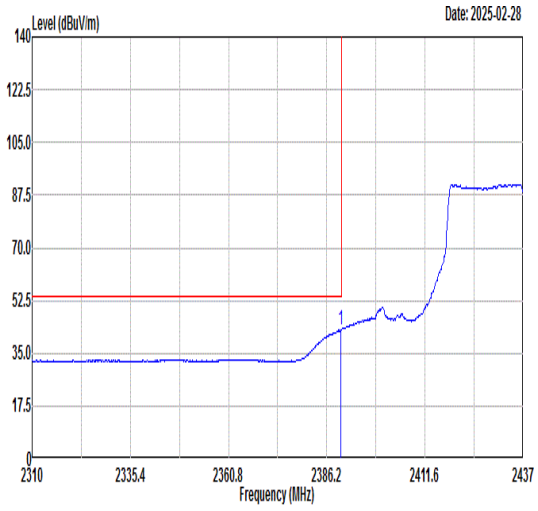 Freq Level Limit Line Margin Read Level Ant Factor Cable Loss Preamp Factor APos TPos Remark MHz dBuV/m dBuV/m dB dBuV dB/m dB dB cm deg 1 2389.88 42.68 54.00 -11.32 40.68 30.78 5.36 34.14 328 313 AVERAGE	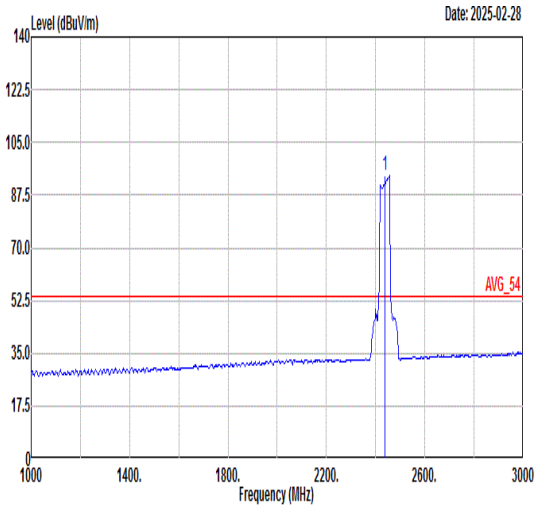 Freq Level Limit Line Margin Read Level Ant Factor Cable Loss Preamp Factor APos TPos Remark MHz dBuV/m dBuV/m dB dBuV dB/m dB dB cm deg 1 2437.00 93.80 ------ ------ 91.70 30.79 5.43 34.12 328 313 AVERAGE

Mode	105	
	Band Edge - R	
	2400-2483.5_802.11be EHT40_CH06_2437MHz	
ANT	0+1	
Pol.	Vertical	Fundamental
Peak	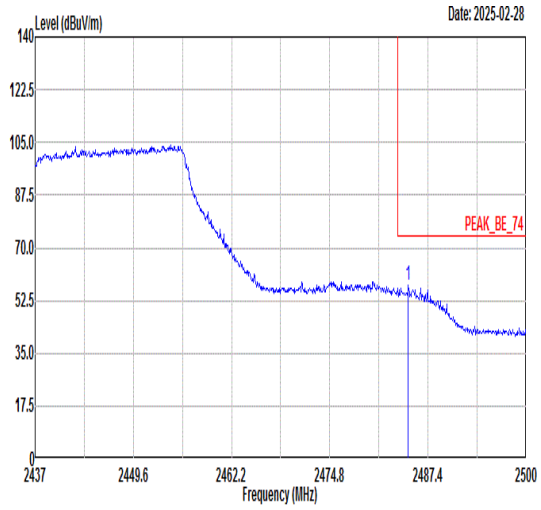 Freq Level Limit Line Margin Read Level Ant Factor Cable Loss Preamp Factor APos TPos Remark MHz dBuV/m dBuV/m dB dBuV dB/m dB dB cm deg 1 2484.88 57.54 74.00 -16.46 55.39 30.80 5.46 34.11 328 313 PEAK	Blank
Avg	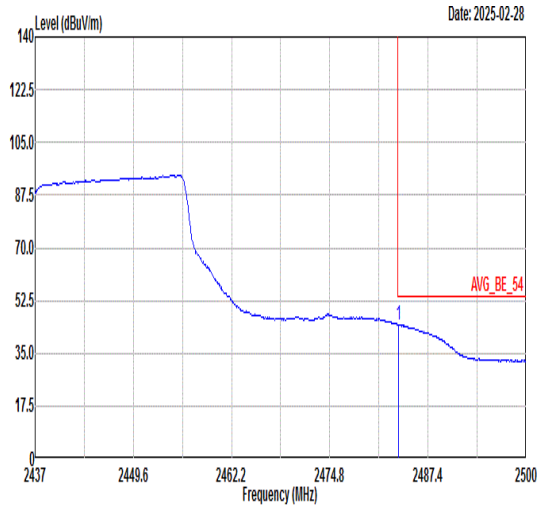 Freq Level Limit Line Margin Read Level Ant Factor Cable Loss Preamp Factor APos TPos Remark MHz dBuV/m dBuV/m dB dBuV dB/m dB dB cm deg 1 2483.62 44.53 54.00 -9.47 42.38 30.80 5.46 34.11 328 313 AVERAGE	Blank

Mode	106	
	Band Edge - L	
	2400-2483.5_802.11be EHT40_CH04_2427MHz	
ANT	0+1	
Pol.	Horizontal	Fundamental
Peak	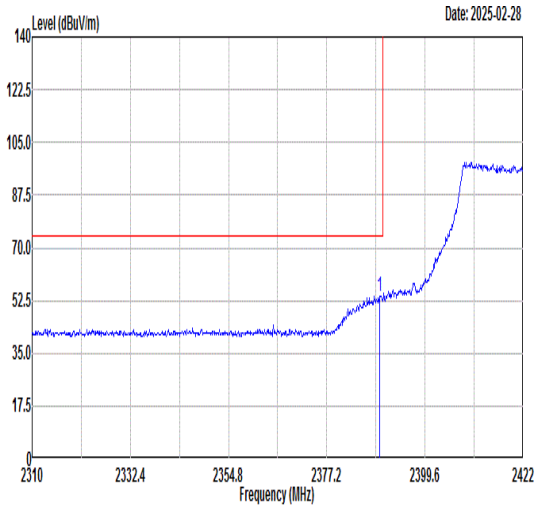 Freq Level Limit Line Margin Read Level Ant Factor Cable Loss Preamp Factor APos TPos Remark MHz dBuV/m dBuV/m dB dBuV dB/m dB dB cm deg 1 2389.18 54.07 74.00 -19.93 52.07 30.78 5.36 34.14 388 203 PEAK	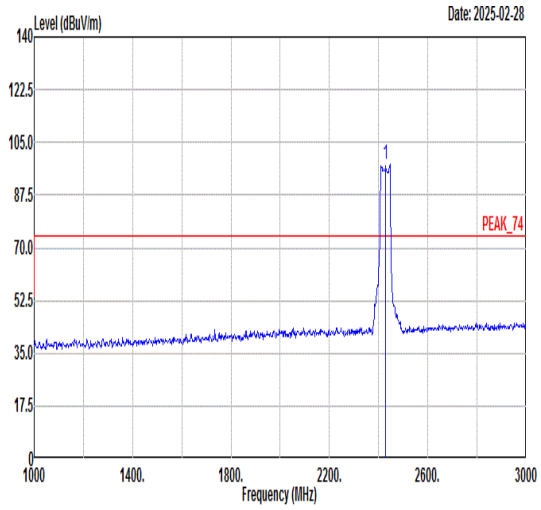 Freq Level Limit Line Margin Read Level Ant Factor Cable Loss Preamp Factor APos TPos Remark MHz dBuV/m dBuV/m dB dBuV dB/m dB dB cm deg 1 2427.00 97.56 ------ ------ 95.47 30.79 5.42 34.12 388 203 PEAK
Avg	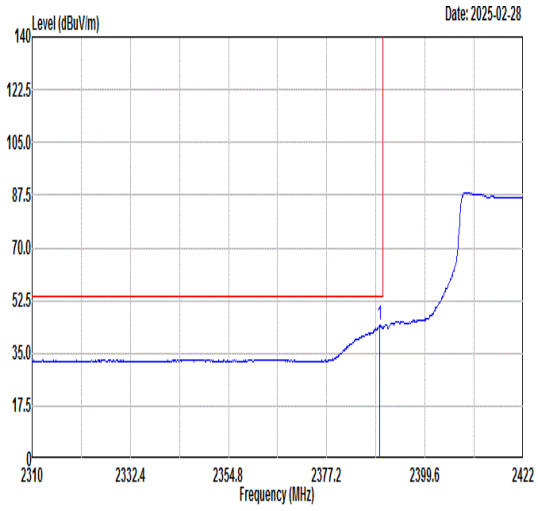 Freq Level Limit Line Margin Read Level Ant Factor Cable Loss Preamp Factor APos TPos Remark MHz dBuV/m dBuV/m dB dBuV dB/m dB dB cm deg 1 2389.30 44.27 54.00 -9.73 42.27 30.78 5.36 34.14 388 203 AVERAGE	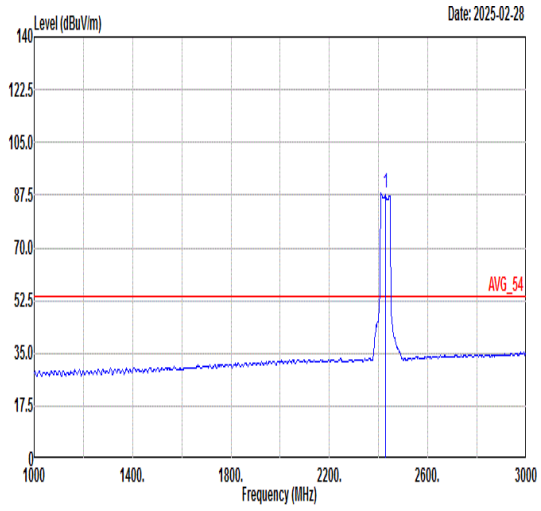 Freq Level Limit Line Margin Read Level Ant Factor Cable Loss Preamp Factor APos TPos Remark MHz dBuV/m dBuV/m dB dBuV dB/m dB dB cm deg 1 2427.00 88.01 ------ ------ 85.99 30.78 5.38 34.14 388 203 AVERAGE

Mode	106	
	Band Edge - R	
	2400-2483.5_802.11be EHT40_CH04_2427MHz	
ANT	0+1	
Pol.	Horizontal	Fundamental
Peak	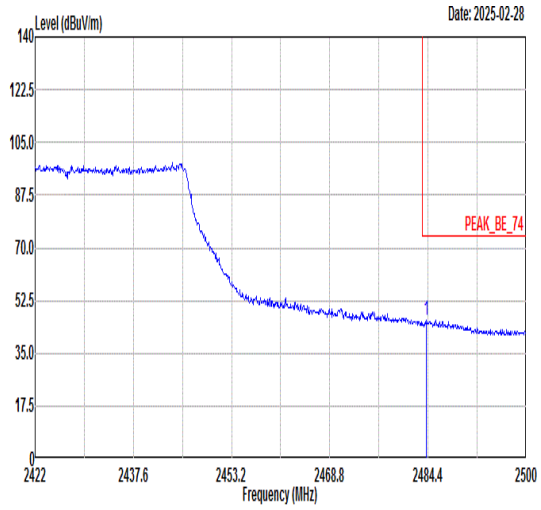 Freq Level Limit Line Margin Read Level Ant Factor Cable Loss Preamp Factor APos TPos Remark MHz dBuV/m dBuV/m dB dBuV dB/m dB dB cm deg 1 2484.09 46.05 74.00 -27.95 43.90 30.80 5.46 34.11 388 203 PEAK	Blank
Avg	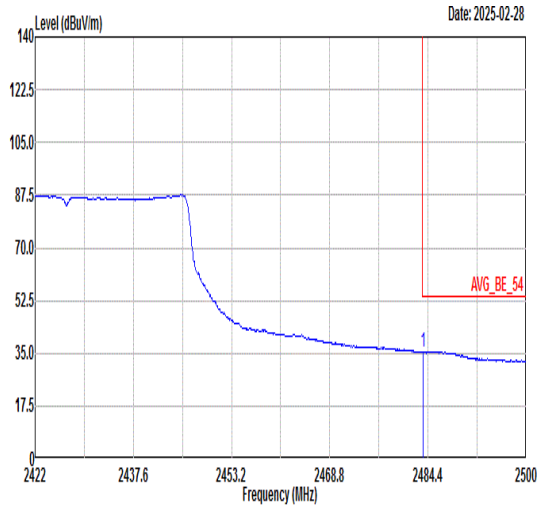 Freq Level Limit Line Margin Read Level Ant Factor Cable Loss Preamp Factor APos TPos Remark MHz dBuV/m dBuV/m dB dBuV dB/m dB dB cm deg 1 2483.62 35.41 54.00 -18.59 33.26 30.80 5.46 34.11 388 203 AVERAGE	Blank

Mode	106	
	Band Edge - L	
	2400-2483.5_802.11be EHT40_CH04_2427MHz	
ANT	0+1	
Pol.	Vertical	Fundamental
Peak	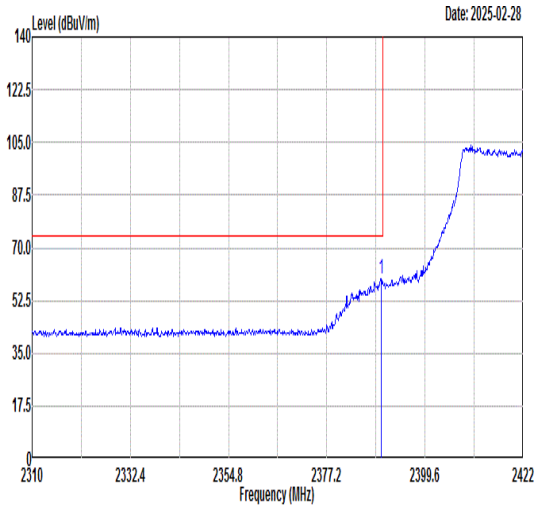 Freq Level Limit Line Margin Read Level Ant Factor Cable Loss Preamp Factor APos TPos Remark MHz dBuV/m dBuV/m dB dBuV dB/m dB dB cm deg 1 2389.63 59.85 74.00 -14.15 57.85 30.78 5.36 34.14 300 118 PEAK	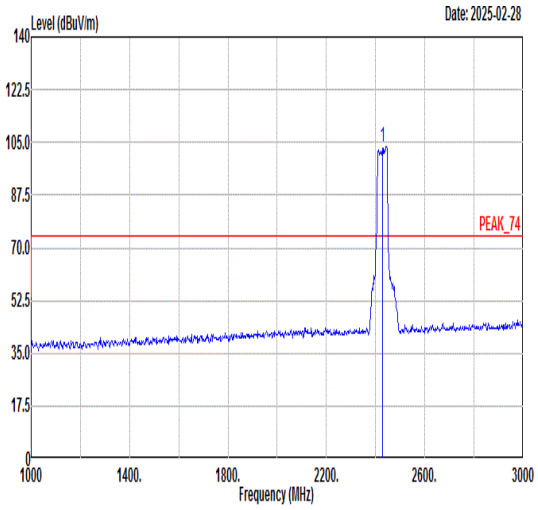 Freq Level Limit Line Margin Read Level Ant Factor Cable Loss Preamp Factor APos TPos Remark MHz dBuV/m dBuV/m dB dBuV dB/m dB dB cm deg 1 2427.00 103.30 ------ ------ 101.22 30.79 5.41 34.12 300 118 PEAK
Avg	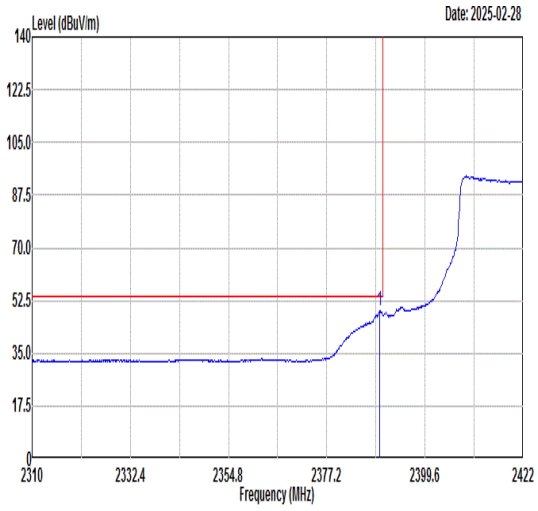 Freq Level Limit Line Margin Read Level Ant Factor Cable Loss Preamp Factor APos TPos Remark MHz dBuV/m dBuV/m dB dBuV dB/m dB dB cm deg 1 2389.30 48.94 54.00 -5.06 46.94 30.78 5.36 34.14 300 118 AVERAGE	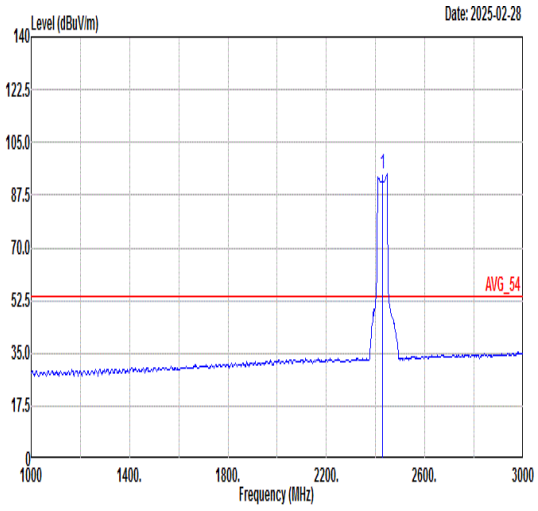 Freq Level Limit Line Margin Read Level Ant Factor Cable Loss Preamp Factor APos TPos Remark MHz dBuV/m dBuV/m dB dBuV dB/m dB dB cm deg 1 2427.00 94.54 ------ ------ 92.45 30.79 5.42 34.12 300 118 AVERAGE

Mode	106	
	Band Edge - R	
	2400-2483.5_802.11be EHT40_CH04_2427MHz	
ANT	0+1	
Pol.	Vertical	Fundamental
Peak	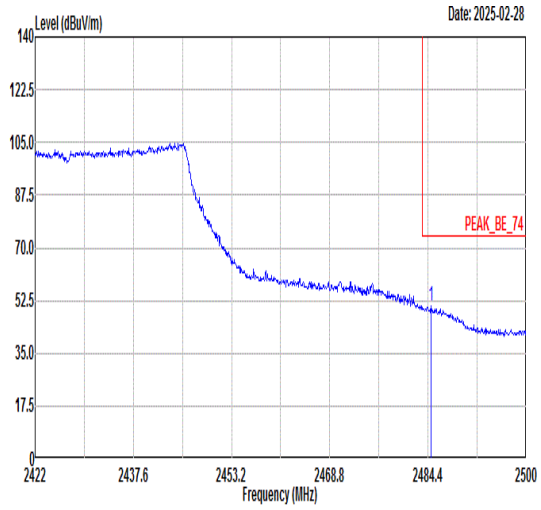 Freq Level Limit Line Margin Read Level Ant Factor Cable Loss Preamp Factor APos TPos Remark MHz dBuV/m dBuV/m dB dBuV dB/m dB dB cm deg 1 2484.87 50.56 74.00 -23.44 48.41 30.80 5.46 34.11 300 118 PEAK	Blank
Avg	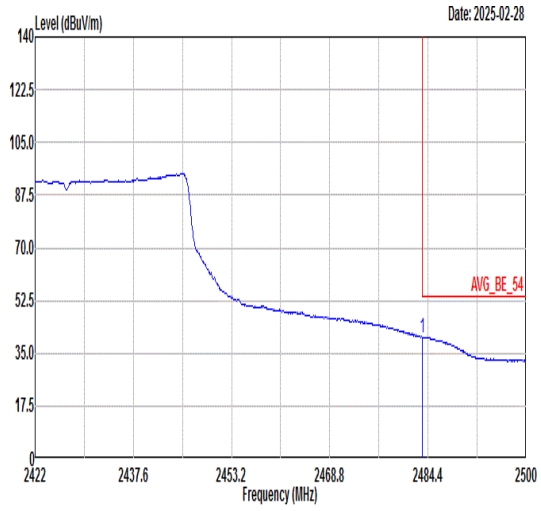 Freq Level Limit Line Margin Read Level Ant Factor Cable Loss Preamp Factor APos TPos Remark MHz dBuV/m dBuV/m dB dBuV dB/m dB dB cm deg 1 2483.54 40.40 54.00 -13.60 38.25 30.80 5.46 34.11 300 118 AVERAGE	Blank

Mode	107	
	Band Edge - L	
	2400-2483.5_802.11be EHT40_CH08_2447MHz	
ANT	0+1	
Pol.	Horizontal	Fundamental
Peak	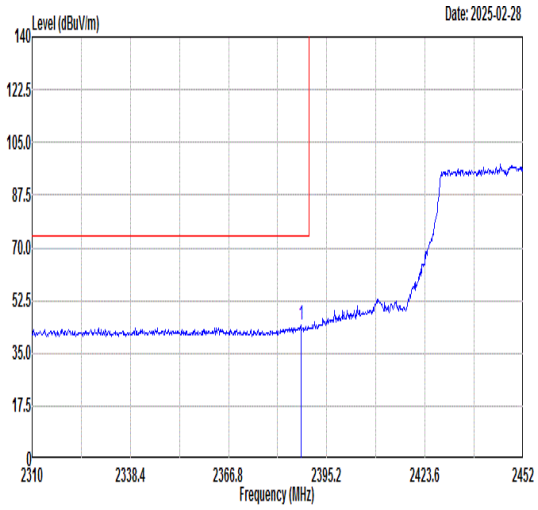 Freq Level Limit Line Margin Read Level Ant Factor Cable Loss Preamp Factor APos TPos Remark 1 2387.67 44.40 74.00 -29.60 42.40 30.78 5.36 34.14 400 223 PEAK	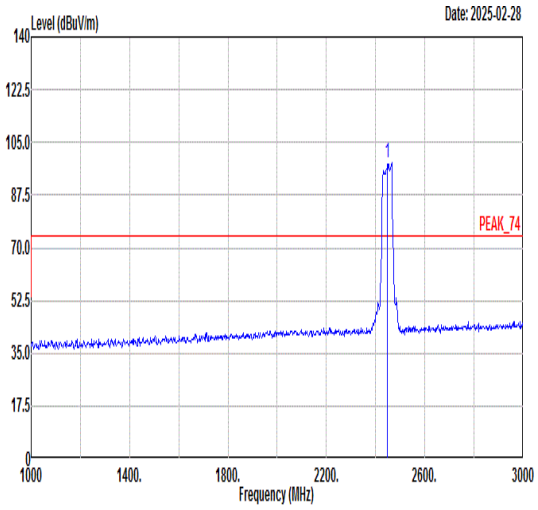 Freq Level Limit Line Margin Read Level Ant Factor Cable Loss Preamp Factor APos TPos Remark 1 2447.00 98.25 ------ ------ 96.13 30.79 5.44 34.11 400 223 PEAK
Avg	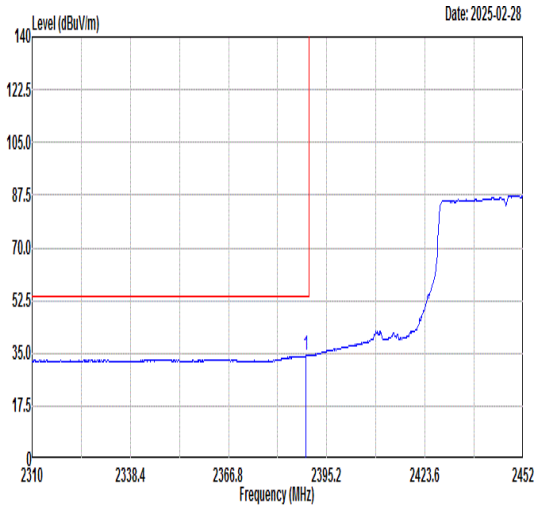 Freq Level Limit Line Margin Read Level Ant Factor Cable Loss Preamp Factor APos TPos Remark 1 2389.24 34.33 54.00 -19.67 32.33 30.78 5.36 34.14 400 223 AVERAGE	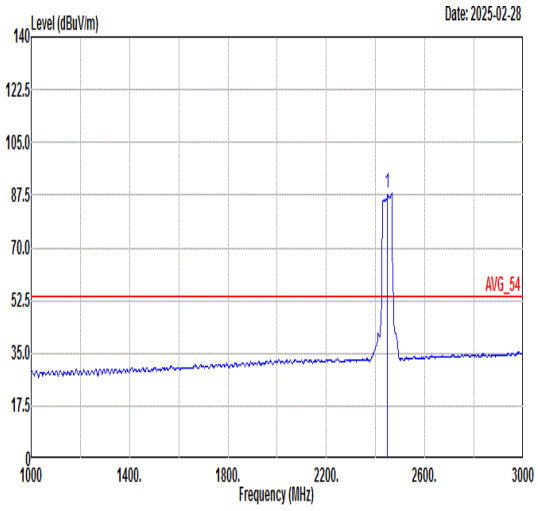 Freq Level Limit Line Margin Read Level Ant Factor Cable Loss Preamp Factor APos TPos Remark 1 2447.00 88.32 ------ ------ 86.20 30.79 5.44 34.11 400 223 AVERAGE

Mode	107	
	Band Edge - R	
	2400-2483.5_802.11be EHT40_CH08_2447MHz	
ANT	0+1	
Pol.	Horizontal	Fundamental
Peak	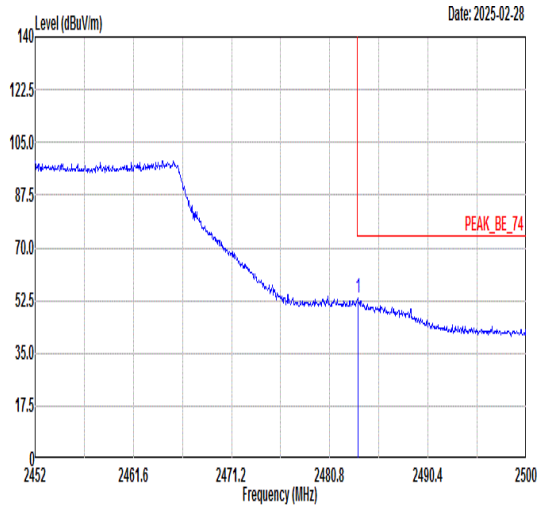 Limit Read Ant Cable Preamp APos TPos Freq Level Line Margin Level Factor Loss Factor Remark MHz dBuV/m dBuV/m dB dBuV dB/m dB dB cm deg 1 2483.54 53.20 74.00 -20.80 51.05 30.80 5.46 34.11 400 223 PEAK	Blank
Avg	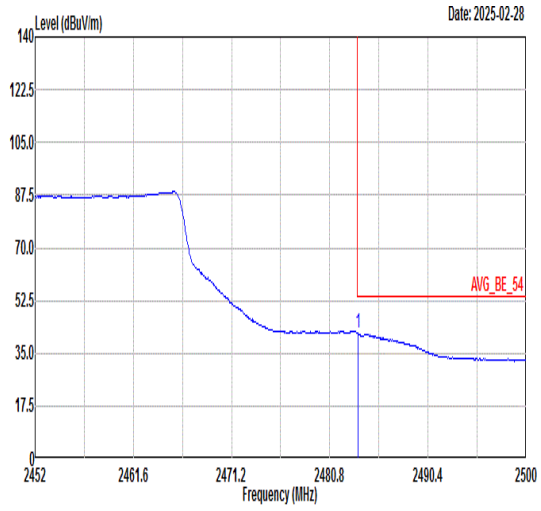 Limit Read Ant Cable Preamp APos TPos Freq Level Line Margin Level Factor Loss Factor Remark MHz dBuV/m dBuV/m dB dBuV dB/m dB dB cm deg 1 2483.54 41.55 54.00 -12.45 39.40 30.80 5.46 34.11 400 223 AVERAGE	Blank

Mode	107	
	Band Edge - L	
	2400-2483.5_802.11be EHT40_CH08_2447MHz	
ANT	0+1	
Pol.	Vertical	Fundamental
Peak	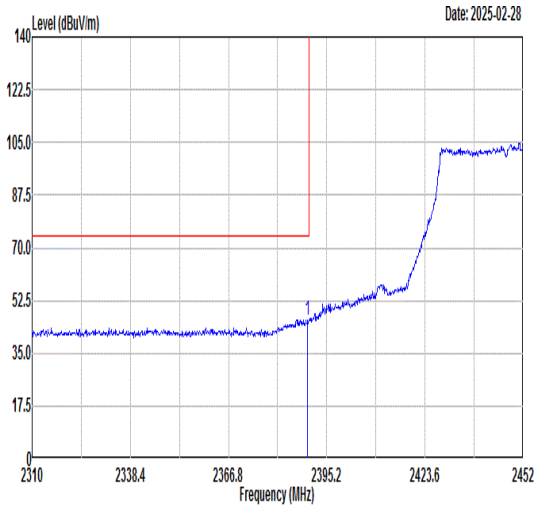 Freq Level Limit Line Margin Read Level Ant Factor Cable Loss Preamp Factor APos TPos Remark MHz dBuV/m dBuV/m dB dBuV dB/m dB dB cm deg 1 2389.66 45.98 74.00 -28.02 43.98 30.78 5.36 34.14 338 313 PEAK	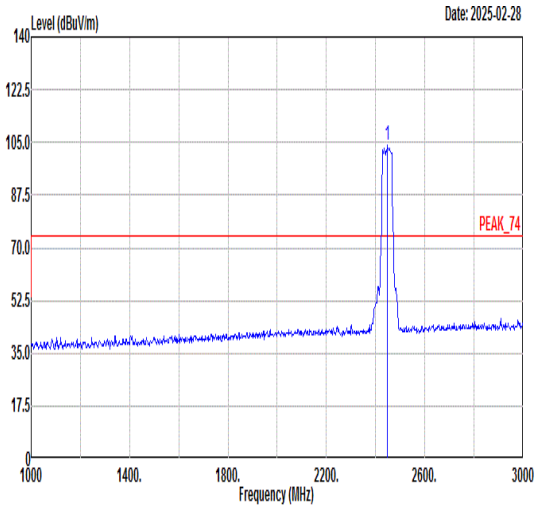 Freq Level Limit Line Margin Read Level Ant Factor Cable Loss Preamp Factor APos TPos Remark MHz dBuV/m dBuV/m dB dBuV dB/m dB dB cm deg 1 2447.00 103.91 ------ ------ 101.82 30.79 5.42 34.12 338 313 PEAK
Avg	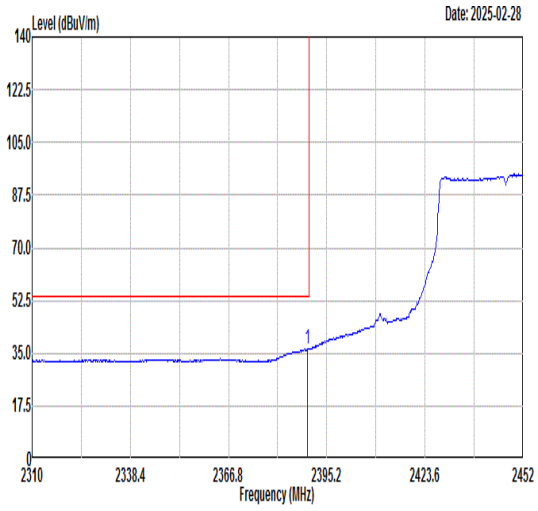 Freq Level Limit Line Margin Read Level Ant Factor Cable Loss Preamp Factor APos TPos Remark MHz dBuV/m dBuV/m dB dBuV dB/m dB dB cm deg 1 2389.52 36.47 54.00 -17.53 34.47 30.78 5.36 34.14 338 313 AVERAGE	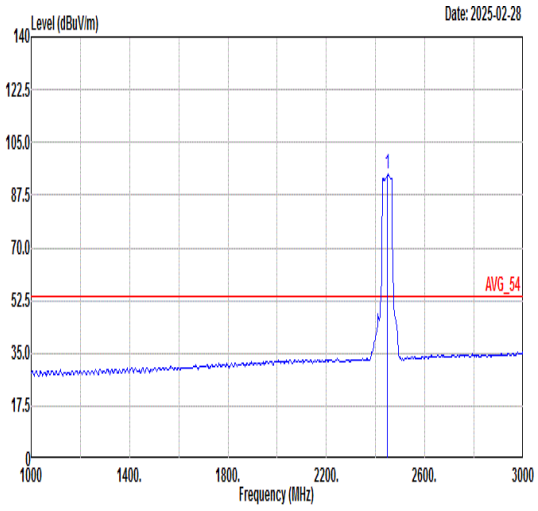 Freq Level Limit Line Margin Read Level Ant Factor Cable Loss Preamp Factor APos TPos Remark MHz dBuV/m dBuV/m dB dBuV dB/m dB dB cm deg 1 2447.00 94.40 ------ ------ 92.31 30.79 5.42 34.12 338 313 AVERAGE

Mode	107	
	Band Edge - R	
	2400-2483.5_802.11be EHT40_CH08_2447MHz	
ANT	0+1	
Pol.	Vertical	Fundamental
Peak	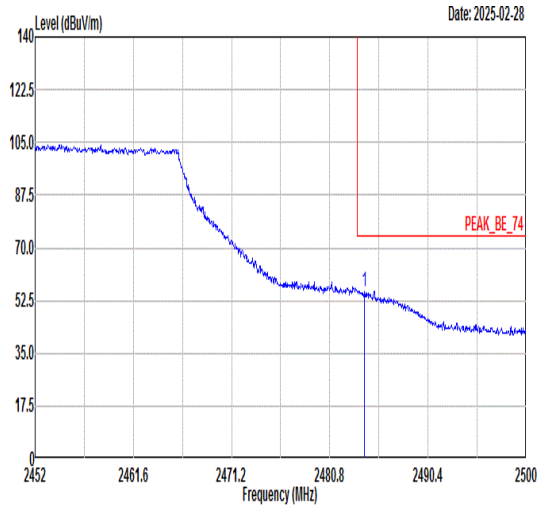 Freq Level Limit Line Margin Read Level Ant Factor Cable Loss Preamp Factor APos TPos Remark MHz dBuV/m dBuV/m dB dBuV dB/m dB dB cm deg 1 2484.16 55.64 74.00 -18.36 53.49 30.80 5.46 34.11 338 313 PEAK	Blank
Avg	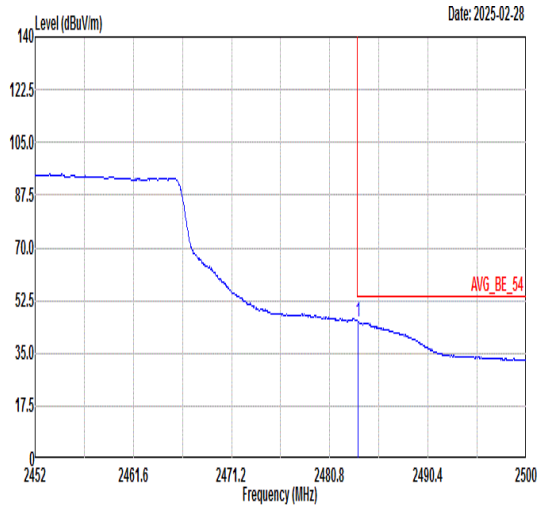 Freq Level Limit Line Margin Read Level Ant Factor Cable Loss Preamp Factor APos TPos Remark MHz dBuV/m dBuV/m dB dBuV dB/m dB dB cm deg 1 2483.54 45.66 54.00 -8.34 43.51 30.80 5.46 34.11 338 313 AVERAGE	Blank