Mode	108	
	Band Edge	
	2400-2483.5_802.11g_CH10_2457MHz	
ANT	0	
Pol.	Horizontal	Fundamental
Peak	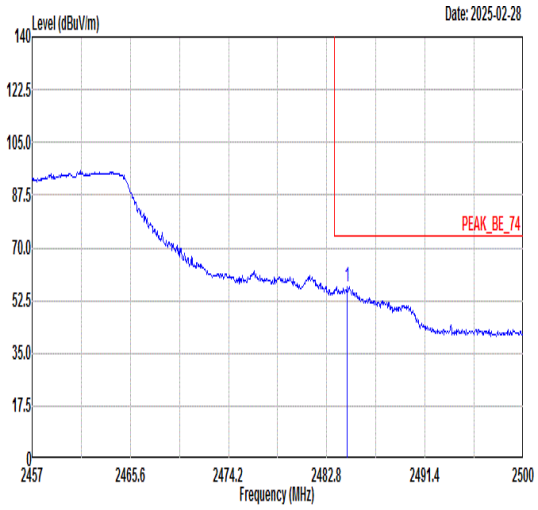 Freq Level Limit Line Margin Read Level Ant Factor Cable Loss Preamp Factor APos TPos Remark MHz dBuV/m dBuV/m dB dBuV dB/m dB dB cm deg 1 2484.56 57.29 74.00 -16.71 55.14 30.80 5.46 34.11 400 222 PEAK	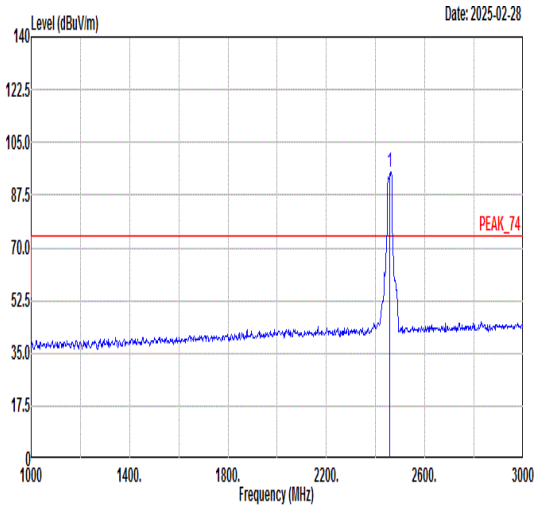 Freq Level Limit Line Margin Read Level Ant Factor Cable Loss Preamp Factor APos TPos Remark MHz dBuV/m dBuV/m dB dBuV dB/m dB dB cm deg 1 2457.00 95.33 ------ ------ 93.21 30.79 5.44 34.11 400 222 PEAK
Avg	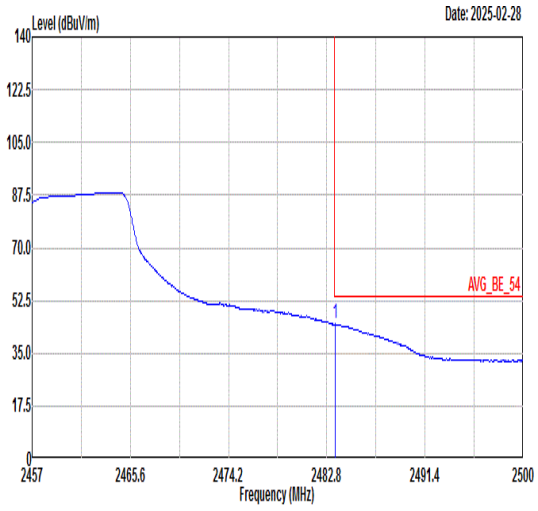 Freq Level Limit Line Margin Read Level Ant Factor Cable Loss Preamp Factor APos TPos Remark MHz dBuV/m dBuV/m dB dBuV dB/m dB dB cm deg 1 2483.53 44.65 54.00 -9.35 42.50 30.80 5.46 34.11 400 222 AVERAGE	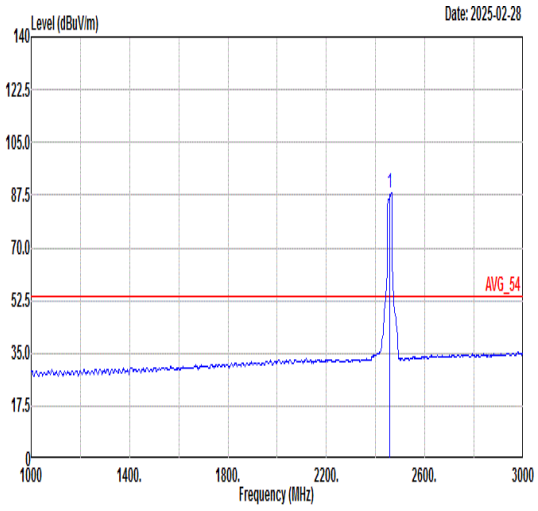 Freq Level Limit Line Margin Read Level Ant Factor Cable Loss Preamp Factor APos TPos Remark MHz dBuV/m dBuV/m dB dBuV dB/m dB dB cm deg 1 2457.00 88.38 ------ ------ 86.26 30.79 5.44 34.11 400 222 AVERAGE

Mode	108	
	Band Edge	
	2400-2483.5_802.11g_CH10_2457MHz	
ANT	0	
Pol.	Vertical	Fundamental
Peak	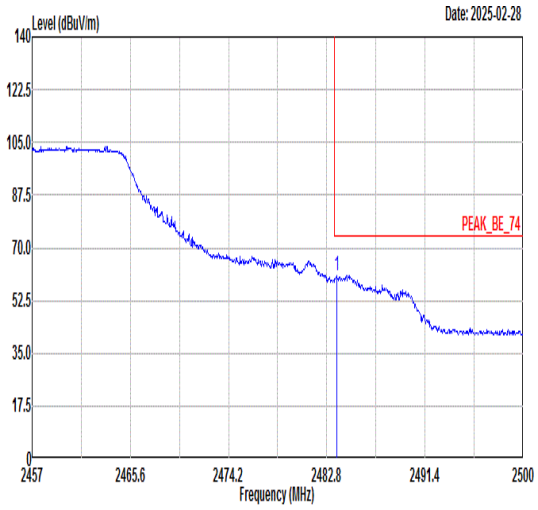 Freq Level Limit Line Margin Read Level Ant Factor Cable Loss Preamp Factor APos TPos Remark MHz dBuV/m dBuV/m dB dBuV dB/m dB dB cm deg 1 2483.70 60.81 74.00 -13.19 58.66 30.80 5.46 34.11 330 308 PEAK	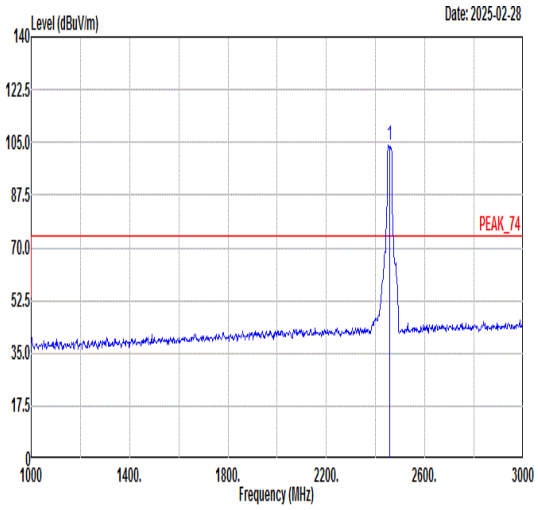 Freq Level Limit Line Margin Read Level Ant Factor Cable Loss Preamp Factor APos TPos Remark MHz dBuV/m dBuV/m dB dBuV dB/m dB dB cm deg 1 2457.00 104.14 ------ ------ 102.05 30.79 5.42 34.12 330 308 PEAK
Avg	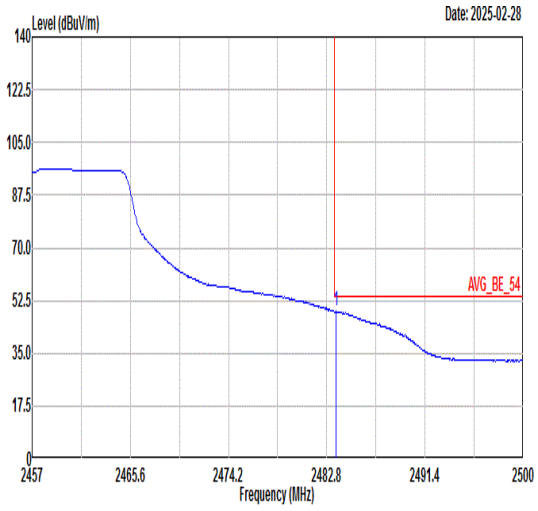 Freq Level Limit Line Margin Read Level Ant Factor Cable Loss Preamp Factor APos TPos Remark MHz dBuV/m dBuV/m dB dBuV dB/m dB dB cm deg 1 2483.62 48.87 54.00 -5.13 46.72 30.80 5.46 34.11 330 308 AVERAGE	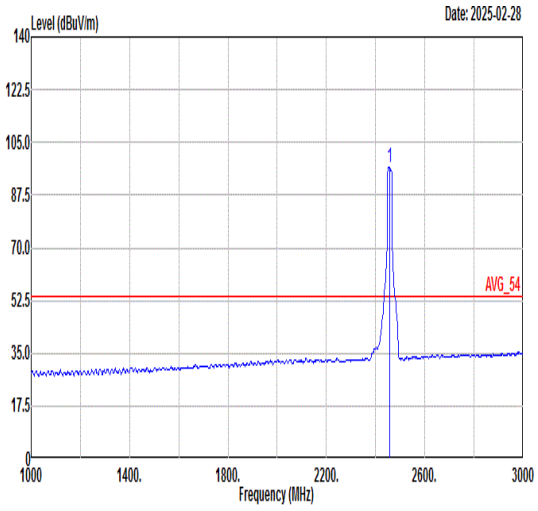 Freq Level Limit Line Margin Read Level Ant Factor Cable Loss Preamp Factor APos TPos Remark MHz dBuV/m dBuV/m dB dBuV dB/m dB dB cm deg 1 2457.00 96.69 ------ ------ 94.60 30.79 5.42 34.12 330 308 AVERAGE

Mode	109	
	Band Edge	
	2400-2483.5_802.11g_CH09_2452MHz	
ANT	0	
Pol.	Horizontal	Fundamental
Peak	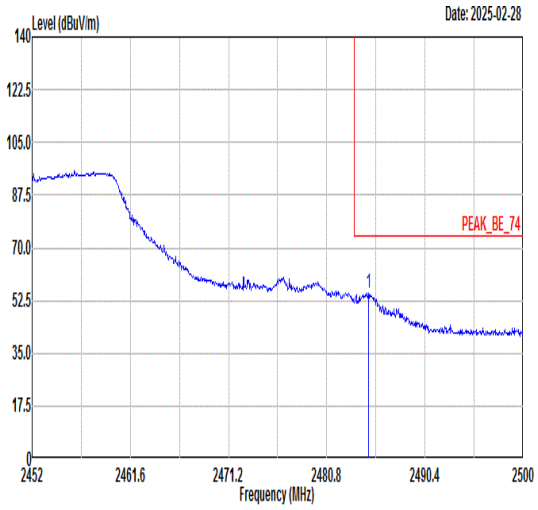 Freq Level Limit Line Margin Read Level Ant Factor Cable Loss Preamp Factor APos TPos Remark 1 2484.88 55.02 74.00 -18.98 52.87 30.80 5.46 34.11 400 221 PEAK	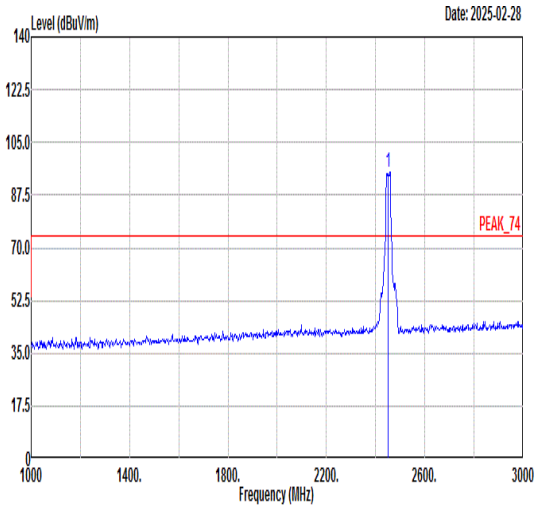 Freq Level Limit Line Margin Read Level Ant Factor Cable Loss Preamp Factor APos TPos Remark 1 2452.00 94.99 ------ ------ 92.89 30.79 5.43 34.12 400 221 PEAK
Avg	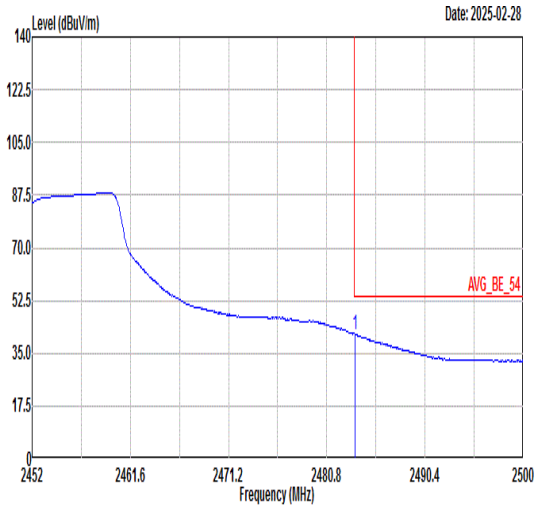 Freq Level Limit Line Margin Read Level Ant Factor Cable Loss Preamp Factor APos TPos Remark 1 2483.54 41.33 54.00 -12.67 39.18 30.80 5.46 34.11 400 221 AVERAGE	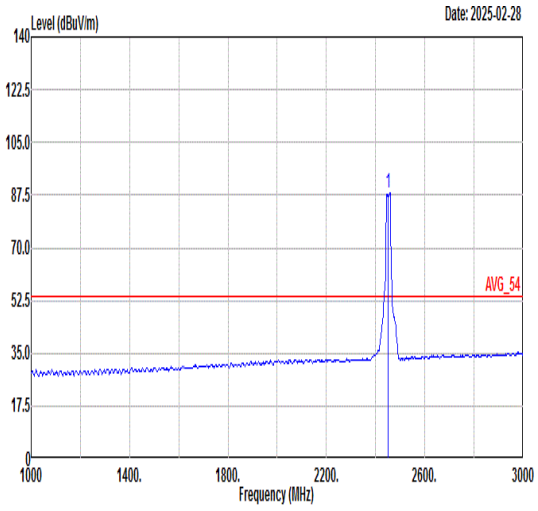 Freq Level Limit Line Margin Read Level Ant Factor Cable Loss Preamp Factor APos TPos Remark 1 2452.00 88.07 ------ ------ 85.97 30.79 5.43 34.12 400 221 AVERAGE

Mode	109	
	Band Edge	
	2400-2483.5_802.11g_CH09_2452MHz	
ANT	0	
Pol.	Vertical	Fundamental
Peak	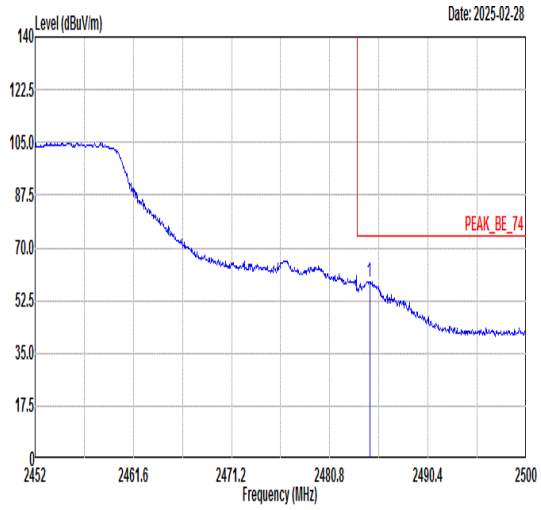 Limit Read Ant Cable Preamp APos TPos Freq Level Line Margin Level Factor Loss Factor Remark MHz dBuV/m dBuV/m dB dBuV dB/m dB dB cm deg 1 2484.69 58.89 74.00 -15.11 56.74 30.80 5.46 34.11 332 312 PEAK	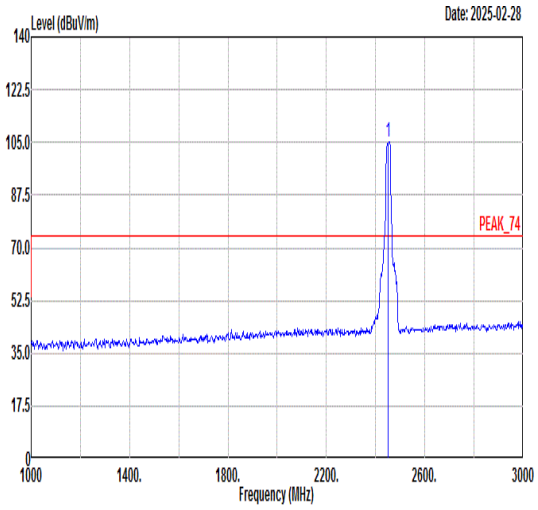 Limit Read Ant Cable Preamp APos TPos Freq Level Line Margin Level Factor Loss Factor Remark MHz dBuV/m dBuV/m dB dBuV dB/m dB dB cm deg 1 2452.00 105.12 ------ ------ 103.02 30.79 5.43 34.12 332 312 PEAK
Avg	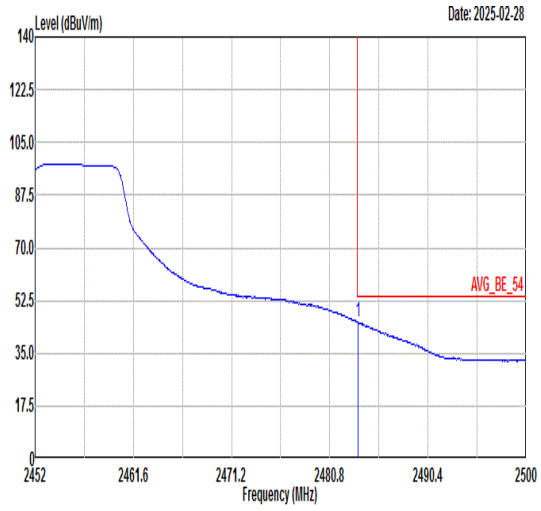 Limit Read Ant Cable Preamp APos TPos Freq Level Line Margin Level Factor Loss Factor Remark MHz dBuV/m dBuV/m dB dBuV dB/m dB dB cm deg 1 2483.58 45.31 54.00 -8.69 43.16 30.80 5.46 34.11 332 312 AVERAGE	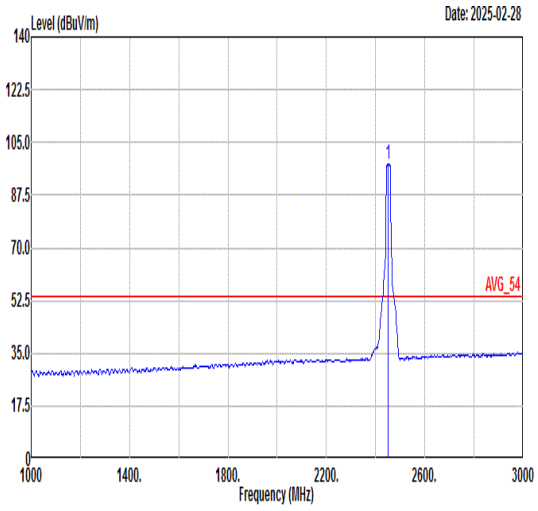 Limit Read Ant Cable Preamp APos TPos Freq Level Line Margin Level Factor Loss Factor Remark MHz dBuV/m dBuV/m dB dBuV dB/m dB dB cm deg 1 2452.00 97.84 ------ ------ 95.75 30.79 5.42 34.12 332 312 AVERAGE

Mode	110	
	Band Edge	
	2400-2483.5_802.11n HT20_CH02_2417MHz	
ANT	0	
Pol.	Horizontal	Fundamental
Peak	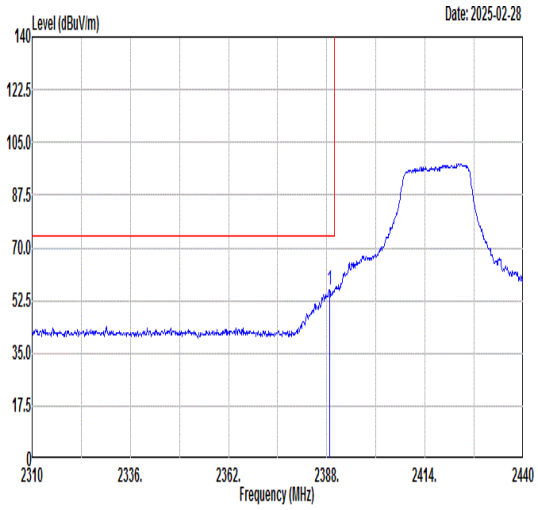 Freq Level Limit Line Margin Read Level Ant Factor Cable Loss Preamp Factor APos TPos Remark 1 2388.78 56.20 74.00 -17.80 54.20 30.78 5.36 34.14 389 0 PEAK	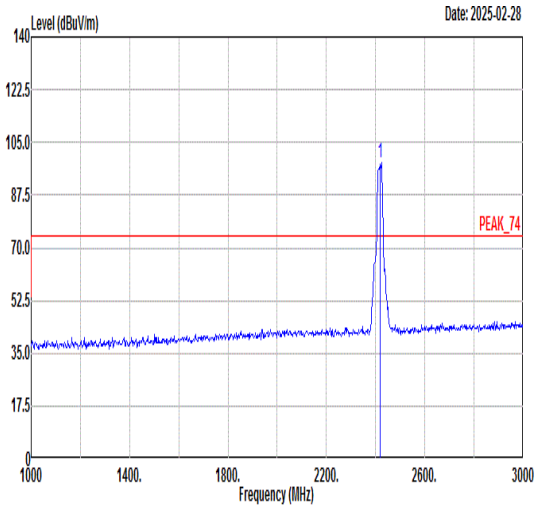 Freq Level Limit Line Margin Read Level Ant Factor Cable Loss Preamp Factor APos TPos Remark 1 2417.00 98.27 ------ ------ 96.23 30.78 5.39 34.13 389 0 PEAK
Avg	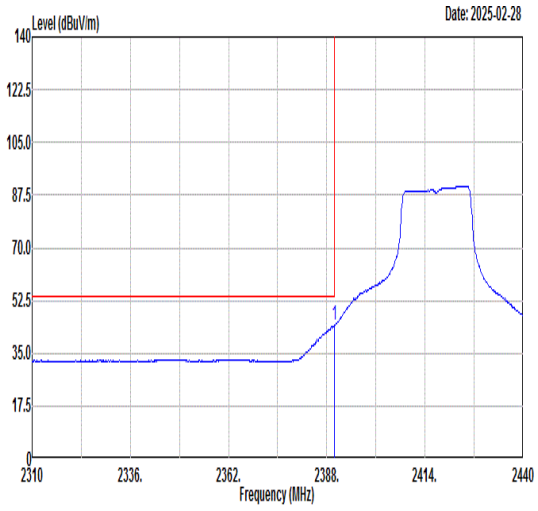 Freq Level Limit Line Margin Read Level Ant Factor Cable Loss Preamp Factor APos TPos Remark 1 2389.95 44.21 54.00 -9.79 42.21 30.78 5.36 34.14 389 0 AVERAGE	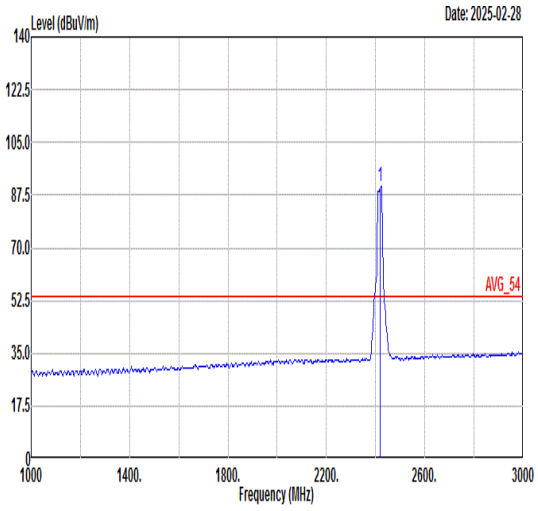 Freq Level Limit Line Margin Read Level Ant Factor Cable Loss Preamp Factor APos TPos Remark 1 2417.00 90.20 ------ ------ 88.16 30.78 5.39 34.13 389 0 AVERAGE

Mode	110	
	Band Edge	
	2400-2483.5_802.11n HT20_CH02_2417MHz	
ANT	0	
Pol.	Vertical	Fundamental
Peak	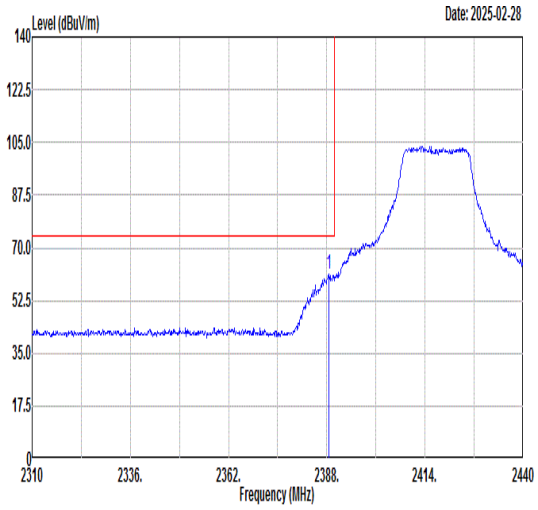 Freq Level Limit Line Margin Read Level Ant Factor Cable Loss Preamp Factor APos TPos Remark MHz dBuV/m dBuV/m dB dBuV dB/m dB dB cm deg 1 2388.52 61.24 74.00 -12.76 59.24 30.78 5.36 34.14 400 316 PEAK	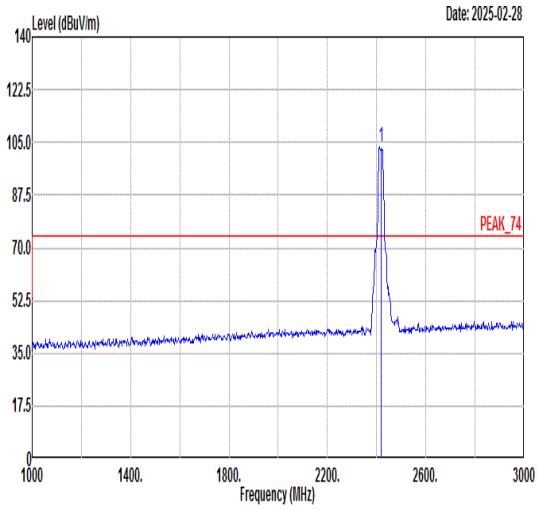 Freq Level Limit Line Margin Read Level Ant Factor Cable Loss Preamp Factor APos TPos Remark MHz dBuV/m dBuV/m dB dBuV dB/m dB dB cm deg 1 2417.00 103.55 ------ ------ 101.53 30.78 5.38 34.14 400 316 PEAK
Avg	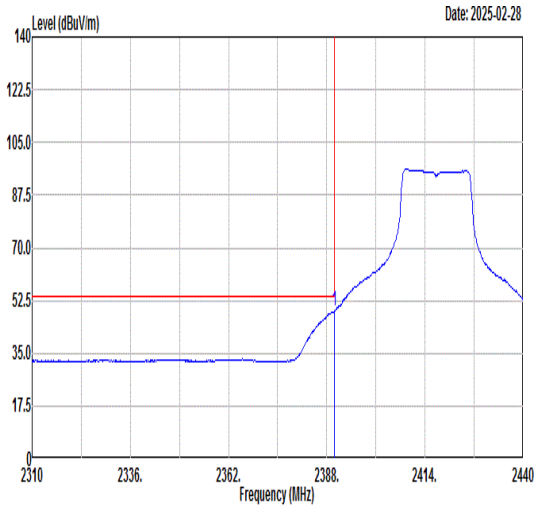 Freq Level Limit Line Margin Read Level Ant Factor Cable Loss Preamp Factor APos TPos Remark MHz dBuV/m dBuV/m dB dBuV dB/m dB dB cm deg 1 2389.95 48.87 54.00 -5.13 46.87 30.78 5.36 34.14 400 316 AVERAGE	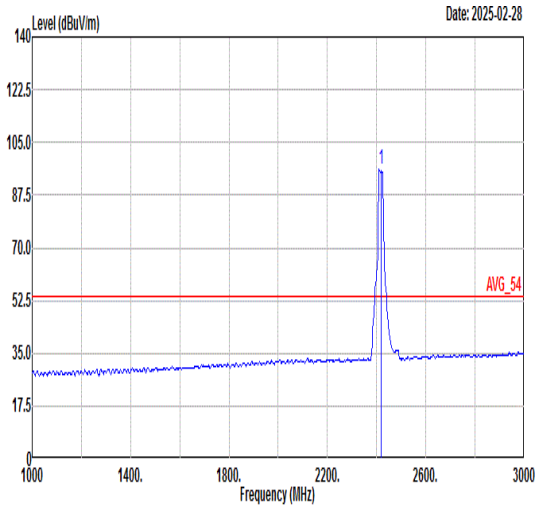 Freq Level Limit Line Margin Read Level Ant Factor Cable Loss Preamp Factor APos TPos Remark MHz dBuV/m dBuV/m dB dBuV dB/m dB dB cm deg 1 2417.00 95.89 ------ ------ 93.87 30.78 5.38 34.14 400 316 AVERAGE

Mode	111	
	Band Edge	
	2400-2483.5_802.11n HT20_CH03_2422MHz	
ANT	0	
Pol.	Horizontal	Fundamental
Peak	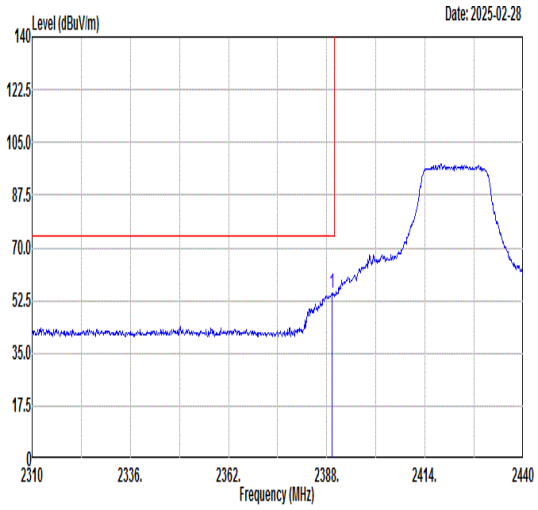 Freq Level Limit Line Margin Read Level Ant Factor Cable Loss Preamp Factor APos TPos Remark MHz dBuV/m dBuV/m dB dBuV dB/m dB dB cm deg 1 2389.30 55.13 74.00 -18.87 53.13 30.78 5.36 34.14 390 0 PEAK	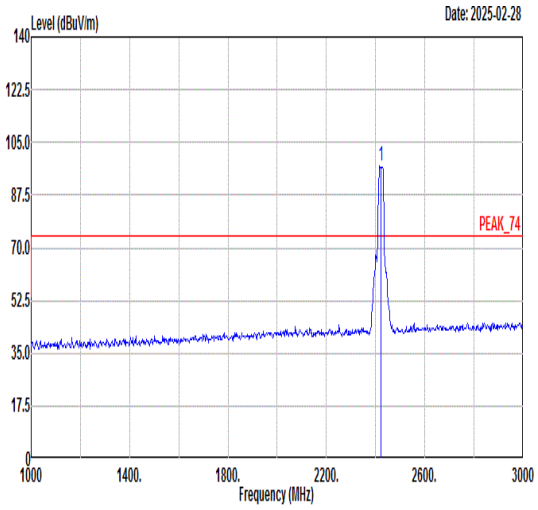 Freq Level Limit Line Margin Read Level Ant Factor Cable Loss Preamp Factor APos TPos Remark MHz dBuV/m dBuV/m dB dBuV dB/m dB dB cm deg 1 2422.00 97.18 ------ ------ 95.15 30.78 5.38 34.13 390 0 PEAK
Avg	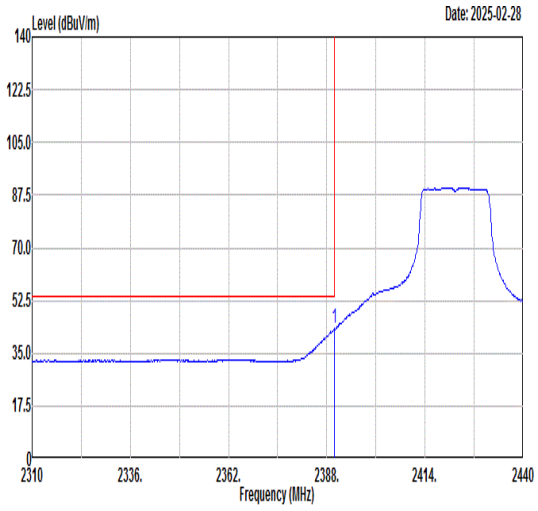 Freq Level Limit Line Margin Read Level Ant Factor Cable Loss Preamp Factor APos TPos Remark MHz dBuV/m dBuV/m dB dBuV dB/m dB dB cm deg 1 2389.95 43.17 54.00 -10.83 41.17 30.78 5.36 34.14 390 0 AVERAGE	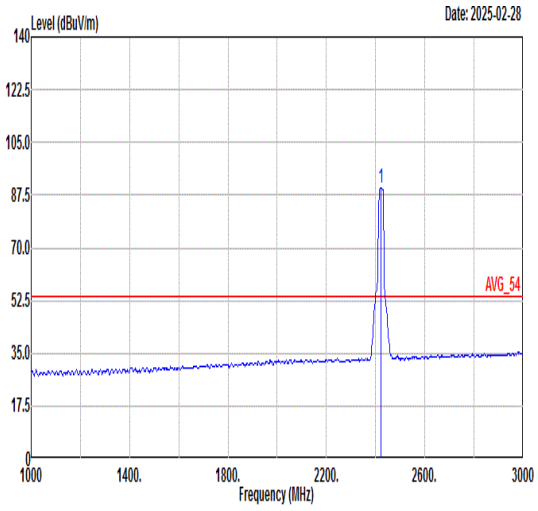 Freq Level Limit Line Margin Read Level Ant Factor Cable Loss Preamp Factor APos TPos Remark MHz dBuV/m dBuV/m dB dBuV dB/m dB dB cm deg 1 2422.00 89.69 ------ ------ 87.65 30.78 5.39 34.13 390 0 AVERAGE

Mode	111	
	Band Edge	
	2400-2483.5_802.11n HT20_CH03_2422MHz	
ANT	0	
Pol.	Vertical	Fundamental
Peak	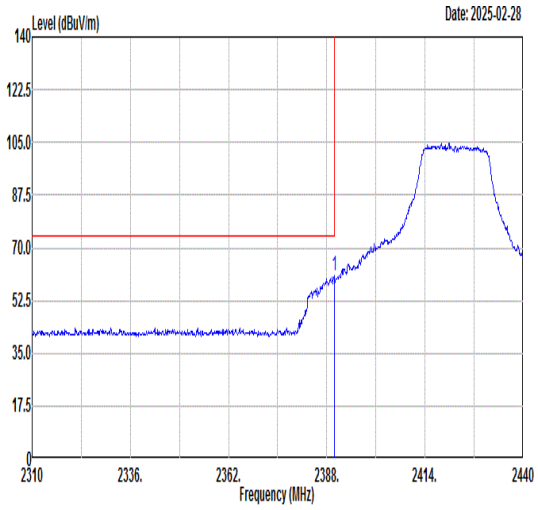 Freq Level Limit Line Margin Read Level Ant Factor Cable Loss Preamp Factor APos TPos Remark MHz dBuV/m dBuV/m dB dBuV dB/m dB dB cm deg 1 2389.95 60.84 74.00 -13.16 58.84 30.78 5.36 34.14 400 322 PEAK	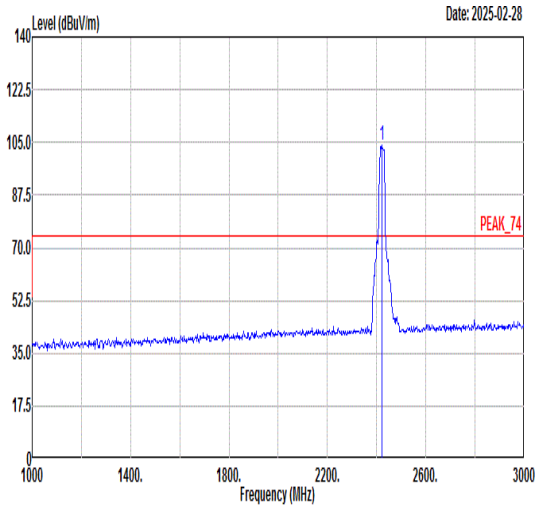 Freq Level Limit Line Margin Read Level Ant Factor Cable Loss Preamp Factor APos TPos Remark MHz dBuV/m dBuV/m dB dBuV dB/m dB dB cm deg 1 2422.00 104.18 ------ ------ 102.14 30.78 5.39 34.13 400 322 PEAK
Avg	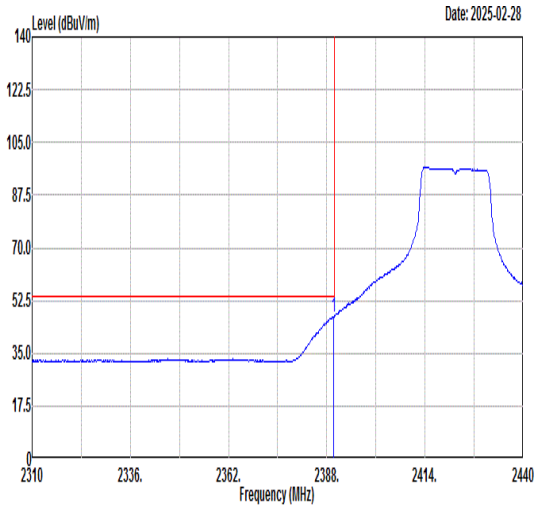 Freq Level Limit Line Margin Read Level Ant Factor Cable Loss Preamp Factor APos TPos Remark MHz dBuV/m dBuV/m dB dBuV dB/m dB dB cm deg 1 2389.82 47.20 54.00 -6.80 45.20 30.78 5.36 34.14 400 322 AVERAGE	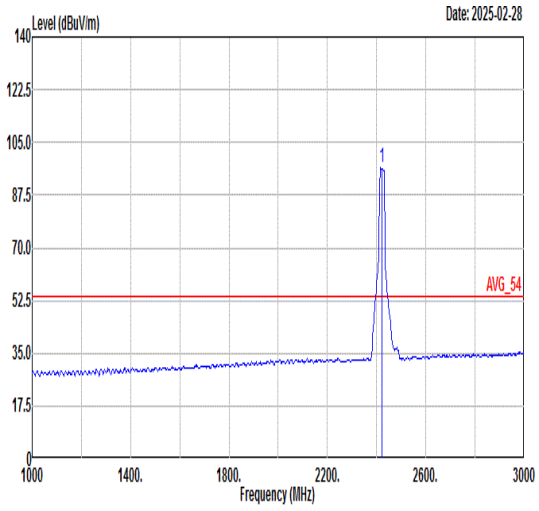 Freq Level Limit Line Margin Read Level Ant Factor Cable Loss Preamp Factor APos TPos Remark MHz dBuV/m dBuV/m dB dBuV dB/m dB dB cm deg 1 2422.00 96.69 ------ ------ 94.66 30.78 5.38 34.13 400 322 AVERAGE

Mode	112	
	Band Edge	
	2400-2483.5_802.11n HT20_CH10_2457MHz	
ANT	0	
Pol.	Horizontal	Fundamental
Peak	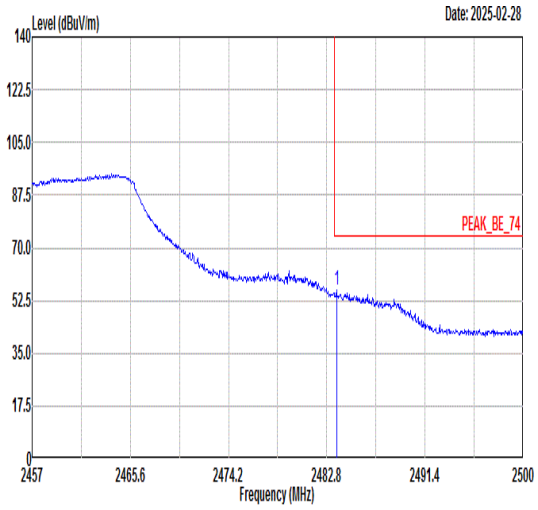 Freq Level Limit Line Margin Read Level Ant Factor Cable Loss Preamp Factor APos TPos Remark MHz dBuV/m dBuV/m dB dBuV dB/m dB dB cm deg 1 2483.66 55.76 74.00 -18.24 53.61 30.80 5.46 34.11 400 224 PEAK	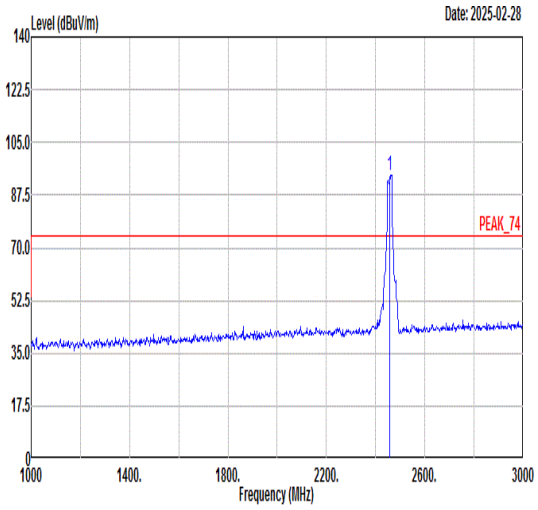 Freq Level Limit Line Margin Read Level Ant Factor Cable Loss Preamp Factor APos TPos Remark MHz dBuV/m dBuV/m dB dBuV dB/m dB dB cm deg 1 2457.00 94.10 ------ ------ 91.98 30.79 5.44 34.11 400 224 PEAK
Avg	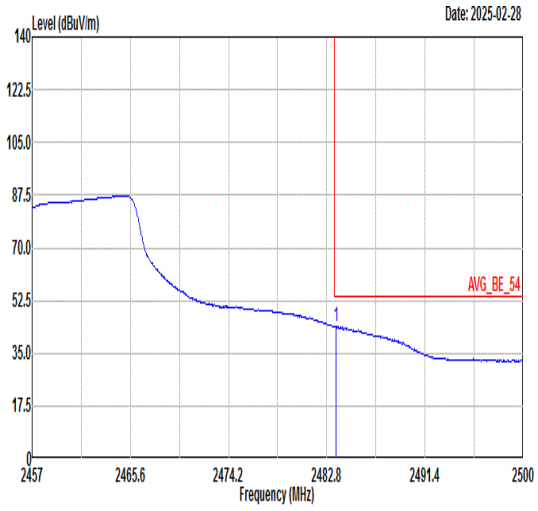 Freq Level Limit Line Margin Read Level Ant Factor Cable Loss Preamp Factor APos TPos Remark MHz dBuV/m dBuV/m dB dBuV dB/m dB dB cm deg 1 2483.62 43.83 54.00 -10.17 41.68 30.80 5.46 34.11 400 224 AVERAGE	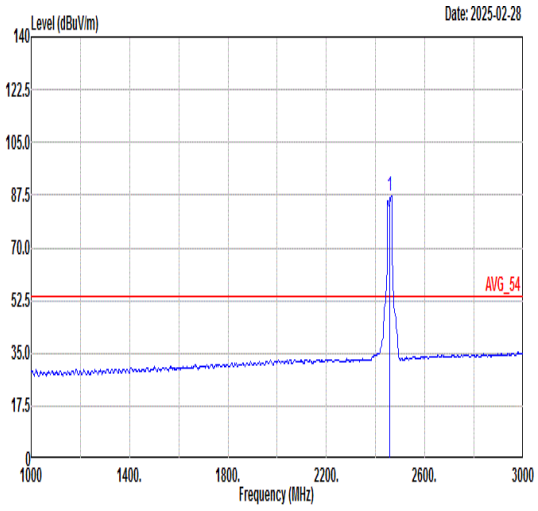 Freq Level Limit Line Margin Read Level Ant Factor Cable Loss Preamp Factor APos TPos Remark MHz dBuV/m dBuV/m dB dBuV dB/m dB dB cm deg 1 2457.00 87.05 ------ ------ 84.93 30.79 5.44 34.11 400 224 AVERAGE

Mode	112	
	Band Edge	
	2400-2483.5_802.11n HT20_CH10_2457MHz	
ANT	0	
Pol.	Vertical	Fundamental
Peak	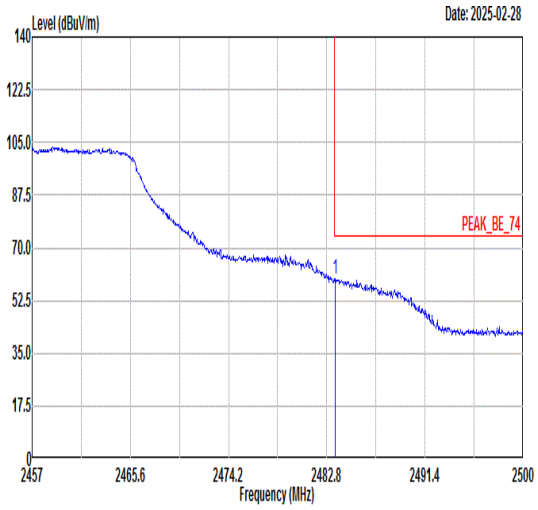 Freq Level Limit Line Margin Read Level Ant Factor Cable Loss Preamp Factor APos TPos Remark MHz dBuV/m dBuV/m dB dBuV dB/m dB dB cm deg 1 2483.53 59.65 74.00 -14.35 57.50 30.80 5.46 34.11 330 307 PEAK	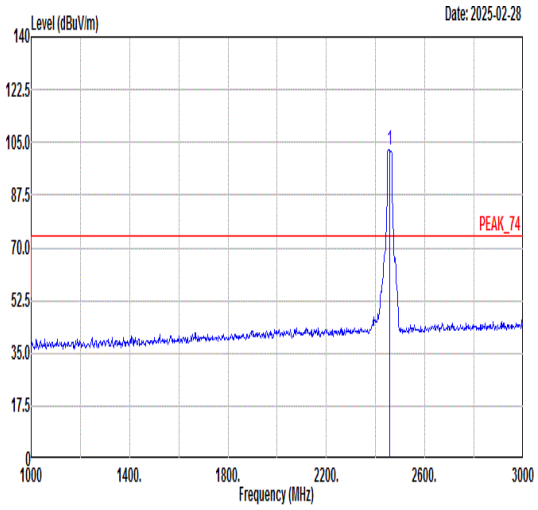 Freq Level Limit Line Margin Read Level Ant Factor Cable Loss Preamp Factor APos TPos Remark MHz dBuV/m dBuV/m dB dBuV dB/m dB dB cm deg 1 2457.00 102.64 ------ ------ 100.55 30.79 5.42 34.12 330 307 PEAK
Avg	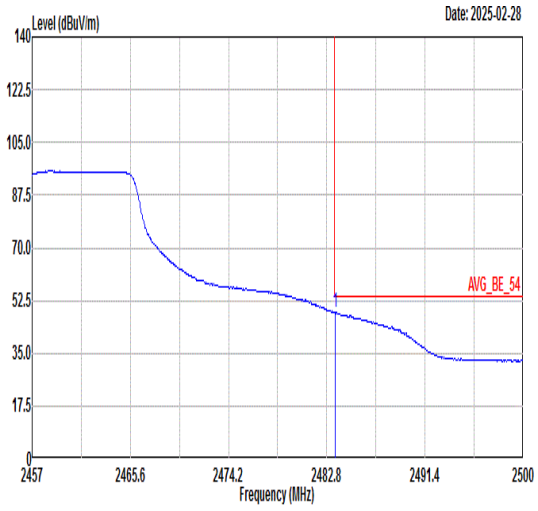 Freq Level Limit Line Margin Read Level Ant Factor Cable Loss Preamp Factor APos TPos Remark MHz dBuV/m dBuV/m dB dBuV dB/m dB dB cm deg 1 2483.53 48.40 54.00 -5.60 46.25 30.80 5.46 34.11 330 307 AVERAGE	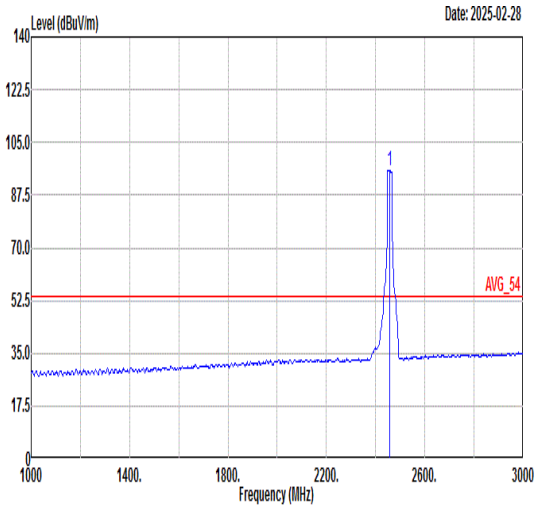 Freq Level Limit Line Margin Read Level Ant Factor Cable Loss Preamp Factor APos TPos Remark MHz dBuV/m dBuV/m dB dBuV dB/m dB dB cm deg 1 2457.00 95.83 ------ ------ 93.73 30.79 5.43 34.12 330 307 AVERAGE

Mode	113	
	Band Edge	
	2400-2483.5_802.11n HT20_CH09_2452MHz	
ANT	0	
Pol.	Horizontal	Fundamental
Peak	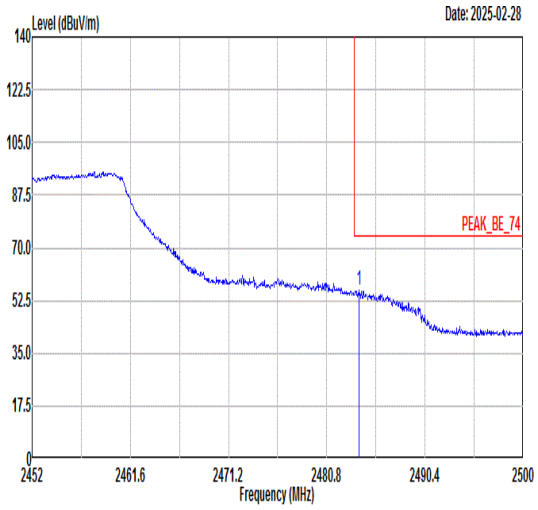 Freq Level Limit Line Margin Read Level Ant Factor Cable Loss Preamp Factor APos TPos Remark MHz dBuV/m dBuV/m dB dBuV dB/m dB dB cm deg 1 2483.92 55.98 74.00 -18.02 53.83 30.80 5.46 34.11 400 222 PEAK	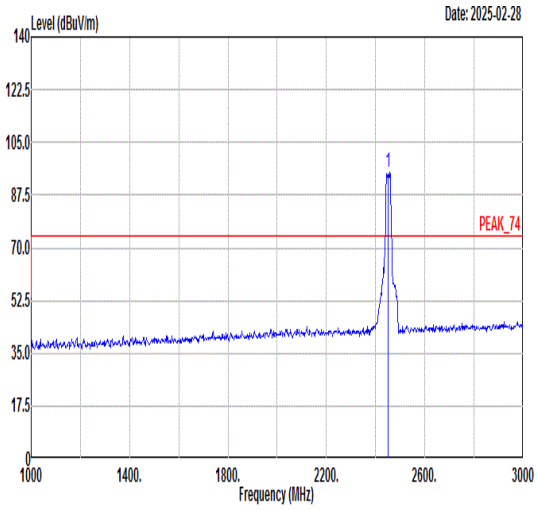 Freq Level Limit Line Margin Read Level Ant Factor Cable Loss Preamp Factor APos TPos Remark MHz dBuV/m dBuV/m dB dBuV dB/m dB dB cm deg 1 2452.00 94.99 ------ ------ 92.89 30.79 5.43 34.12 400 222 PEAK
Avg	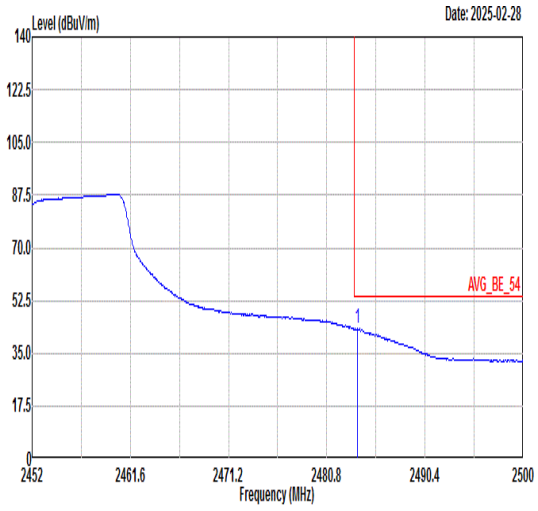 Freq Level Limit Line Margin Read Level Ant Factor Cable Loss Preamp Factor APos TPos Remark MHz dBuV/m dBuV/m dB dBuV dB/m dB dB cm deg 1 2483.78 43.12 54.00 -10.88 40.97 30.80 5.46 34.11 400 222 AVERAGE	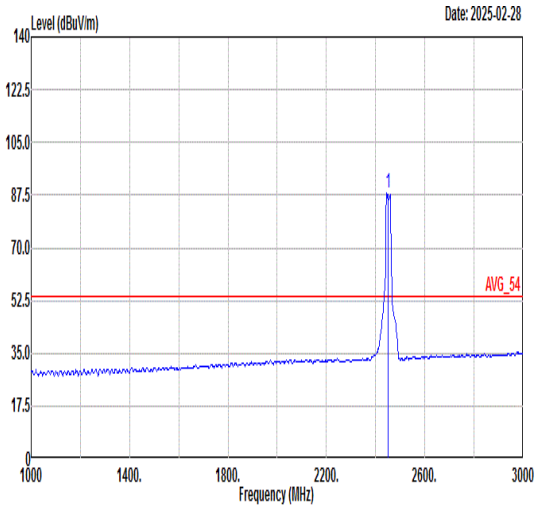 Freq Level Limit Line Margin Read Level Ant Factor Cable Loss Preamp Factor APos TPos Remark MHz dBuV/m dBuV/m dB dBuV dB/m dB dB cm deg 1 2452.00 88.03 ------ ------ 85.94 30.79 5.42 34.12 400 222 AVERAGE

Mode	113	
	Band Edge	
	2400-2483.5_802.11n HT20_CH09_2452MHz	
ANT	0	
Pol.	Vertical	Fundamental
Peak	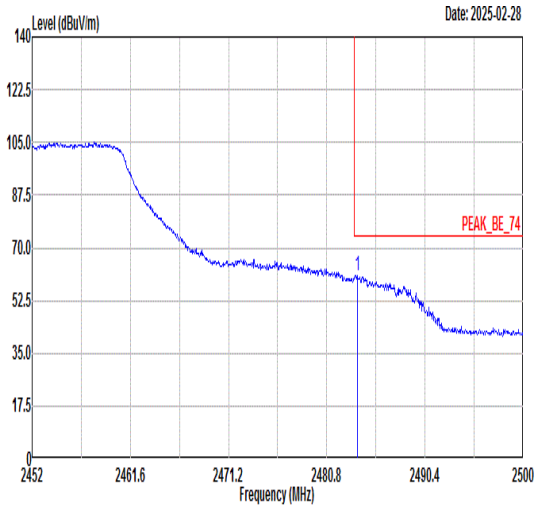 Freq Level Limit Line Margin Read Level Ant Factor Cable Loss Preamp Factor APos TPos Remark MHz dBuV/m dBuV/m dB dBuV dB/m dB dB cm deg 1 2483.78 60.80 74.00 -13.20 58.65 30.80 5.46 34.11 328 309 PEAK	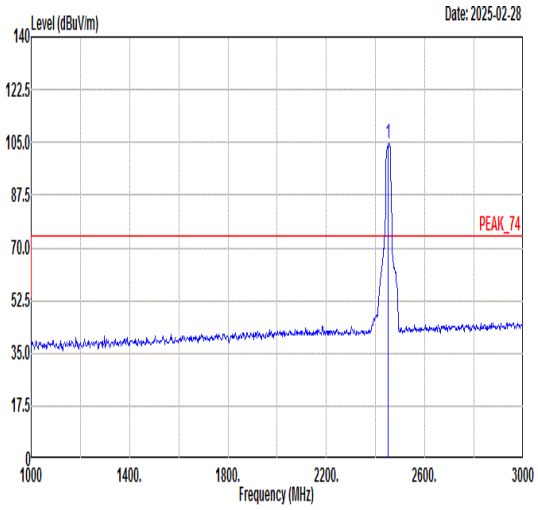 Freq Level Limit Line Margin Read Level Ant Factor Cable Loss Preamp Factor APos TPos Remark MHz dBuV/m dBuV/m dB dBuV dB/m dB dB cm deg 1 2452.00 104.70 ------ ------ 102.61 30.79 5.42 34.12 328 309 PEAK
Avg	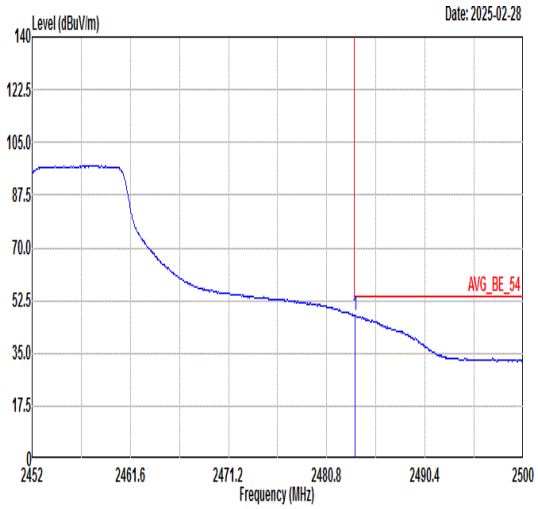 Freq Level Limit Line Margin Read Level Ant Factor Cable Loss Preamp Factor APos TPos Remark MHz dBuV/m dBuV/m dB dBuV dB/m dB dB cm deg 1 2483.54 47.42 54.00 -6.58 45.27 30.80 5.46 34.11 328 309 AVERAGE	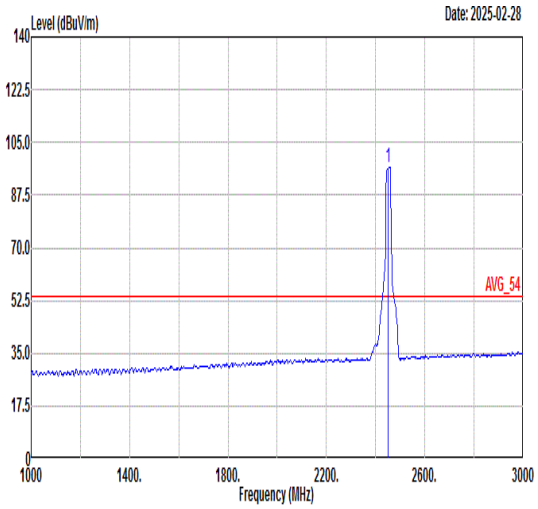 Freq Level Limit Line Margin Read Level Ant Factor Cable Loss Preamp Factor APos TPos Remark MHz dBuV/m dBuV/m dB dBuV dB/m dB dB cm deg 1 2452.00 96.93 ------ ------ 94.83 30.79 5.43 34.12 328 309 AVERAGE

Mode	114	
	Band Edge - L	
	2400-2483.5_802.11n HT40_CH04_2427MHz	
ANT	0	
Pol.	Horizontal	Fundamental
Peak	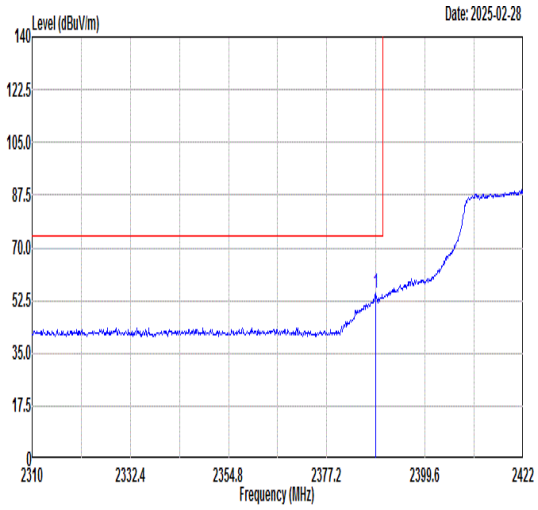 Freq Level Limit Line Margin Read Level Ant Factor Cable Loss Preamp Factor APos TPos Remark 1 2388.29 54.74 74.00 -19.26 52.74 30.78 5.36 34.14 389 0 PEAK	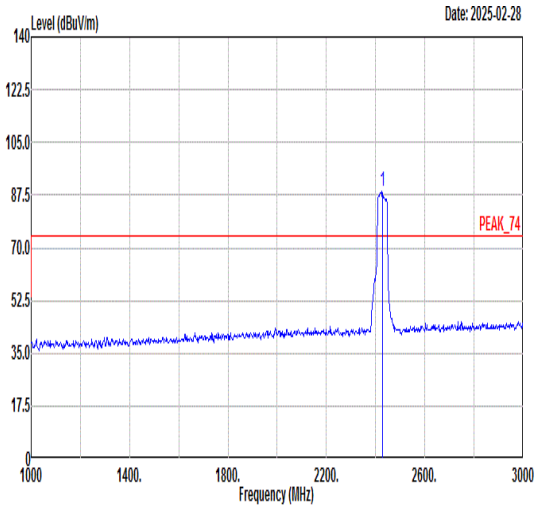 Freq Level Limit Line Margin Read Level Ant Factor Cable Loss Preamp Factor APos TPos Remark 1 2427.00 88.62 ------ ------ 86.58 30.78 5.39 34.13 389 0 PEAK
Avg	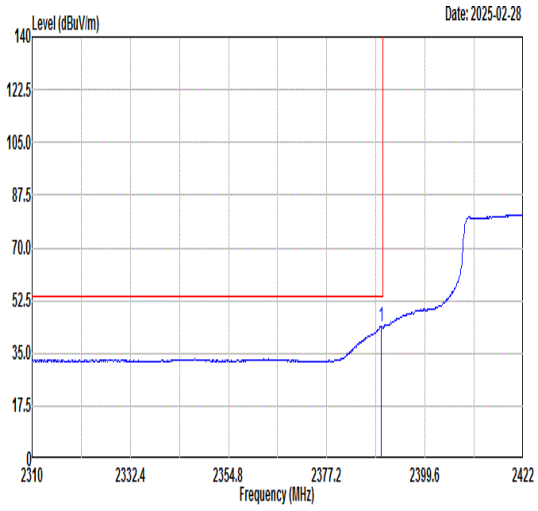 Freq Level Limit Line Margin Read Level Ant Factor Cable Loss Preamp Factor APos TPos Remark 1 2389.63 44.08 54.00 -9.92 42.08 30.78 5.36 34.14 389 0 AVERAGE	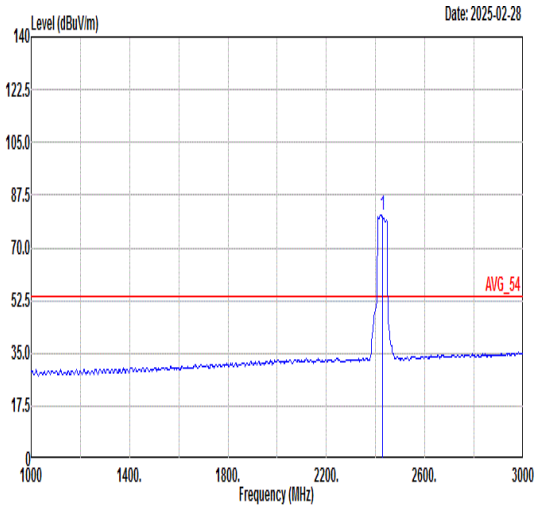 Freq Level Limit Line Margin Read Level Ant Factor Cable Loss Preamp Factor APos TPos Remark 1 2427.00 81.02 ------ ------ 78.98 30.78 5.39 34.13 389 0 AVERAGE

Mode	114	
	Band Edge - R	
	2400-2483.5_802.11n HT40_CH04_2427MHz	
ANT	0	
Pol.	Horizontal	Fundamental
Peak	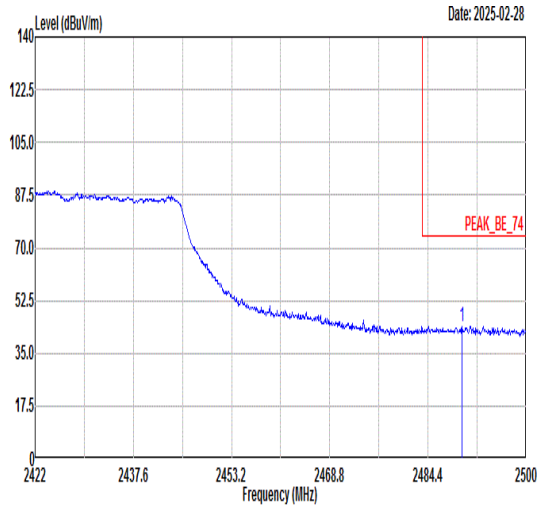 Limit Read Ant Cable Preamp APos TPos Freq Level Line Margin Level Factor Loss Factor Remark MHz dBuV/m dBuV/m dB dBuV dB/m dB dB cm deg 1 2489.78 44.07 74.00 -29.93 41.90 30.80 5.47 34.10 389 0 PEAK	Blank
Avg	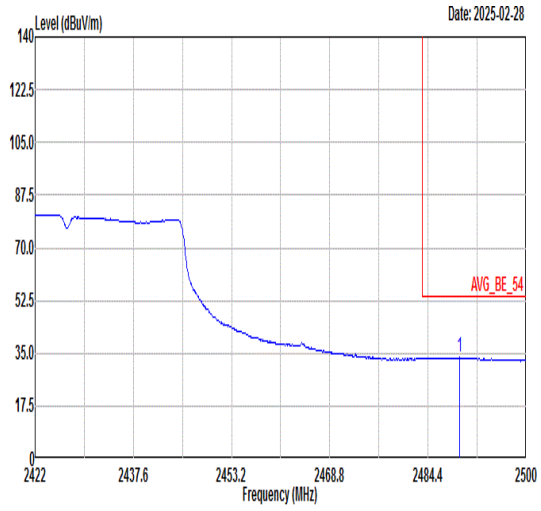 Limit Read Ant Cable Preamp APos TPos Freq Level Line Margin Level Factor Loss Factor Remark MHz dBuV/m dBuV/m dB dBuV dB/m dB dB cm deg 1 2489.39 33.56 54.00 -20.44 31.39 30.80 5.47 34.10 389 0 AVERAGE	Blank

Mode	114	
	Band Edge - L	
	2400-2483.5_802.11n HT40_CH04_2427MHz	
ANT	0	
Pol.	Vertical	Fundamental
Peak	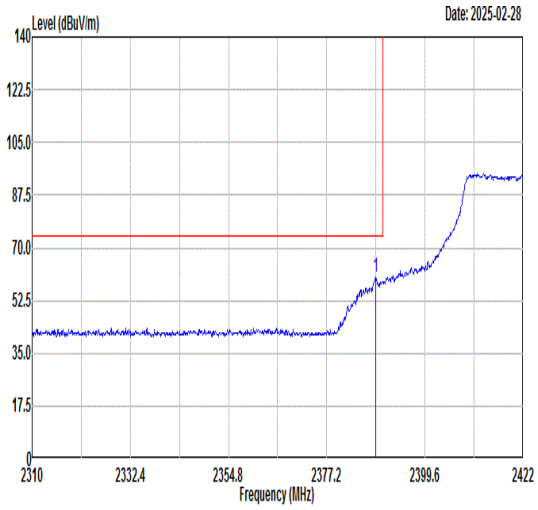 Freq Level Limit Line Margin Read Level Ant Factor Cable Loss Preamp Factor APos TPos Remark 1 2388.29 59.98 74.00 -14.02 57.98 30.78 5.36 34.14 400 313 PEAK	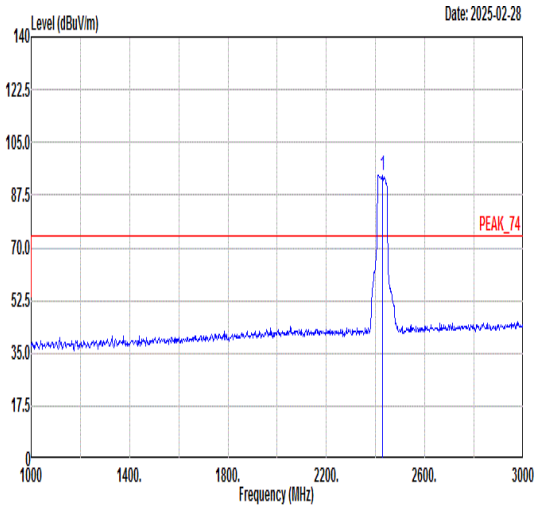 Freq Level Limit Line Margin Read Level Ant Factor Cable Loss Preamp Factor APos TPos Remark 1 2427.00 94.14 ------ ------ 92.12 30.78 5.38 34.14 400 313 PEAK
Avg	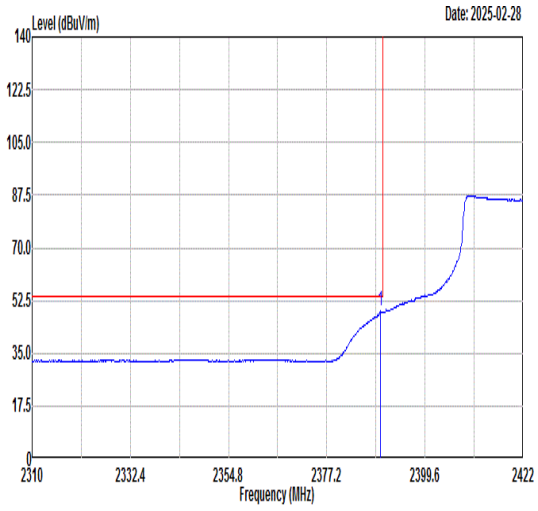 Freq Level Limit Line Margin Read Level Ant Factor Cable Loss Preamp Factor APos TPos Remark 1 2389.41 48.91 54.00 -5.09 46.91 30.78 5.36 34.14 400 313 AVERAGE	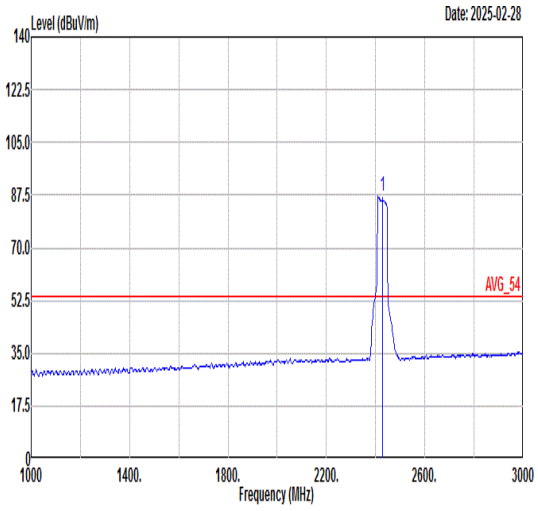 Freq Level Limit Line Margin Read Level Ant Factor Cable Loss Preamp Factor APos TPos Remark 1 2427.00 87.15 ------ ------ 85.13 30.78 5.38 34.14 400 313 AVERAGE

Mode	114	
	Band Edge - R	
	2400-2483.5_802.11n HT40_CH04_2427MHz	
ANT	0	
Pol.	Vertical	Fundamental
Peak	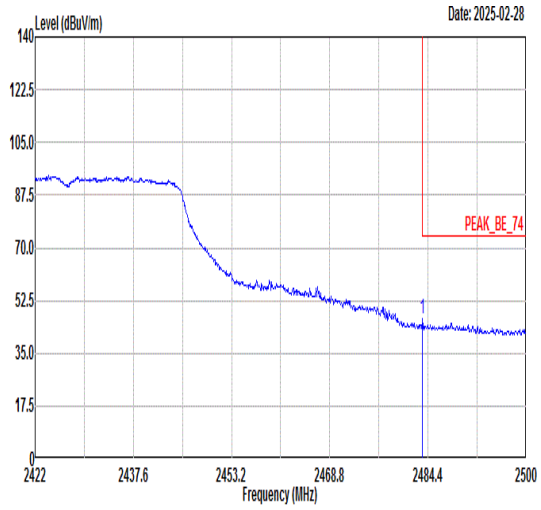 Freq Level Limit Line Margin Read Level Ant Factor Cable Loss Preamp Factor APos TPos Remark MHz dBuV/m dBuV/m dB dBuV dB/m dB dB cm deg 1 2483.54 46.59 74.00 -27.41 44.44 30.80 5.46 34.11 400 313 PEAK	Blank
Avg	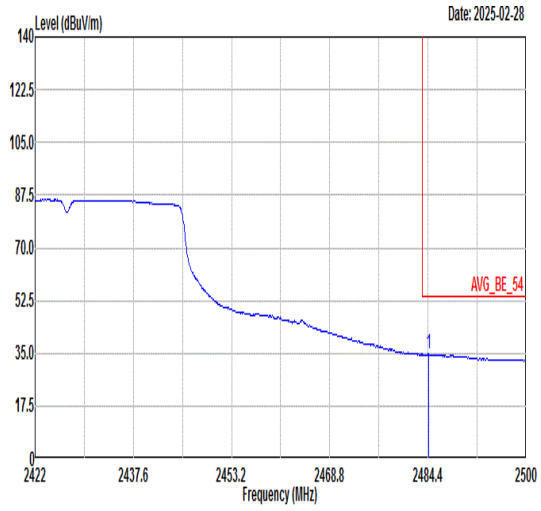 Freq Level Limit Line Margin Read Level Ant Factor Cable Loss Preamp Factor APos TPos Remark MHz dBuV/m dBuV/m dB dBuV dB/m dB dB cm deg 1 2484.56 34.75 54.00 -19.25 32.60 30.80 5.46 34.11 400 313 AVERAGE	Blank

Mode	115	
	Band Edge - L	
	2400-2483.5_802.11n HT40_CH05_2432MHz	
ANT	0	
Pol.	Horizontal	Fundamental
Peak	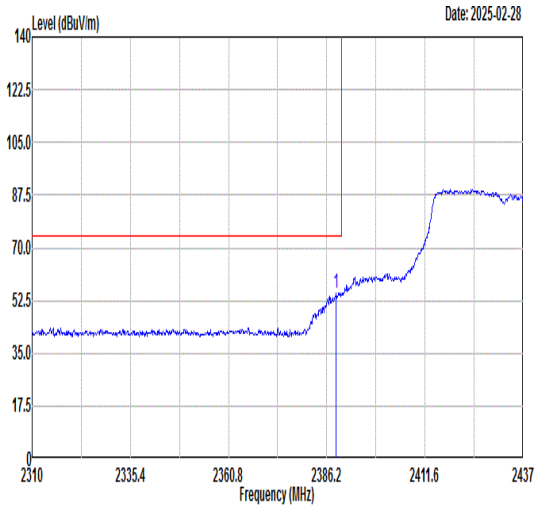 Freq Level Limit Line Margin Read Level Ant Factor Cable Loss Preamp Factor APos TPos Remark MHz dBuV/m dBuV/m dB dBuV dB/m dB dB cm deg 1 2388.61 55.08 74.00 -18.92 53.08 30.78 5.36 34.14 390 0 PEAK	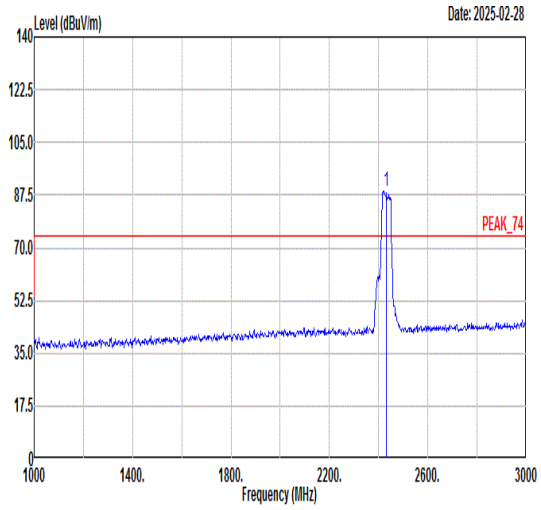 Freq Level Limit Line Margin Read Level Ant Factor Cable Loss Preamp Factor APos TPos Remark MHz dBuV/m dBuV/m dB dBuV dB/m dB dB cm deg 1 2432.00 88.98 ------ ------ 86.94 30.78 5.39 34.13 390 0 PEAK
Avg	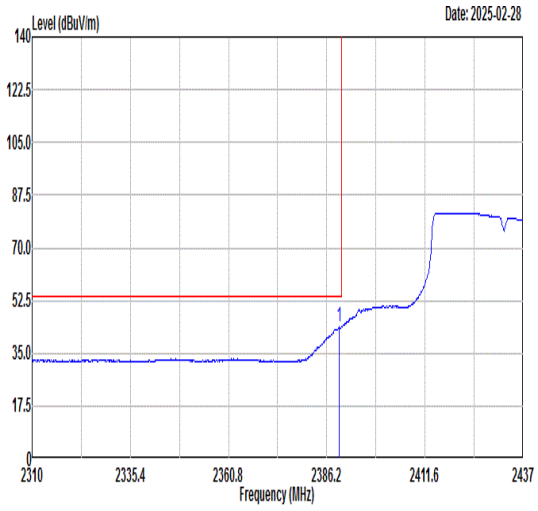 Freq Level Limit Line Margin Read Level Ant Factor Cable Loss Preamp Factor APos TPos Remark MHz dBuV/m dBuV/m dB dBuV dB/m dB dB cm deg 1 2389.38 43.69 54.00 -10.31 41.69 30.78 5.36 34.14 390 0 AVERAGE	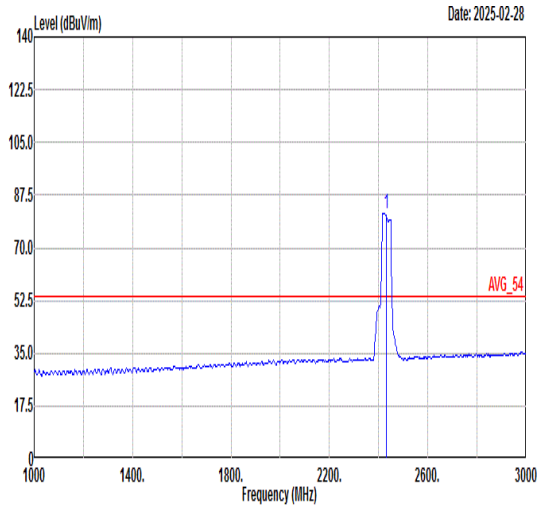 Freq Level Limit Line Margin Read Level Ant Factor Cable Loss Preamp Factor APos TPos Remark MHz dBuV/m dBuV/m dB dBuV dB/m dB dB cm deg 1 2432.00 81.46 ------ ------ 79.43 30.78 5.38 34.13 390 0 AVERAGE

Mode	115	
	Band Edge - R	
	2400-2483.5_802.11n HT40_CH05_2432MHz	
ANT	0	
Pol.	Horizontal	Fundamental
Peak	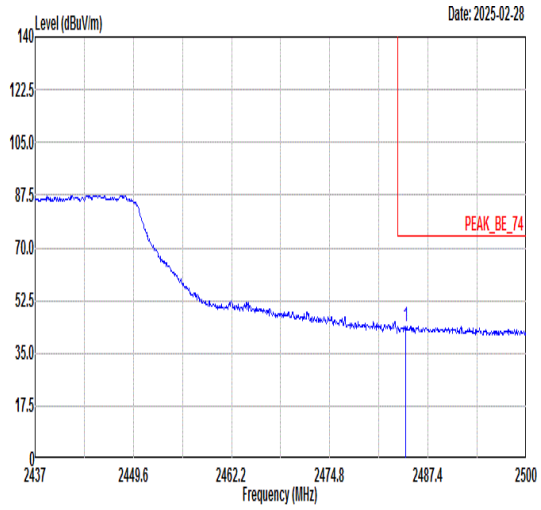 Limit Read Ant Cable Preamp APos TPos Freq Level Line Margin Level Factor Loss Factor Remark MHz dBuV/m dBuV/m dB dBuV dB/m dB dB cm deg 1 2484.50 43.97 74.00 -30.03 41.82 30.80 5.46 34.11 390 0 PEAK	Blank
Avg	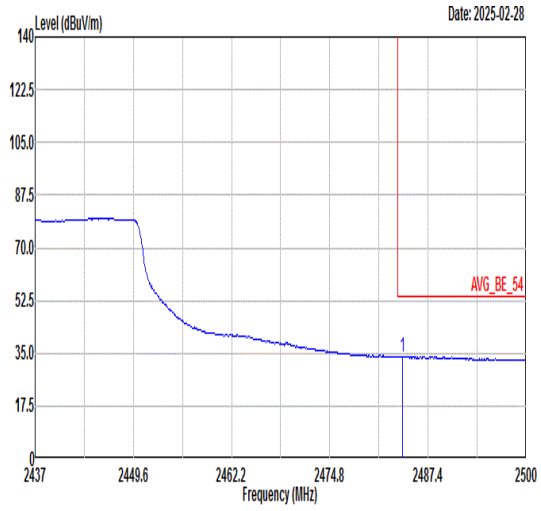 Limit Read Ant Cable Preamp APos TPos Freq Level Line Margin Level Factor Loss Factor Remark MHz dBuV/m dBuV/m dB dBuV dB/m dB dB cm deg 1 2484.12 33.90 54.00 -20.10 31.75 30.80 5.46 34.11 390 0 AVERAGE	Blank

Mode	115	
	Band Edge - L	
	2400-2483.5_802.11n HT40_CH05_2432MHz	
ANT	0	
Pol.	Vertical	Fundamental
Peak	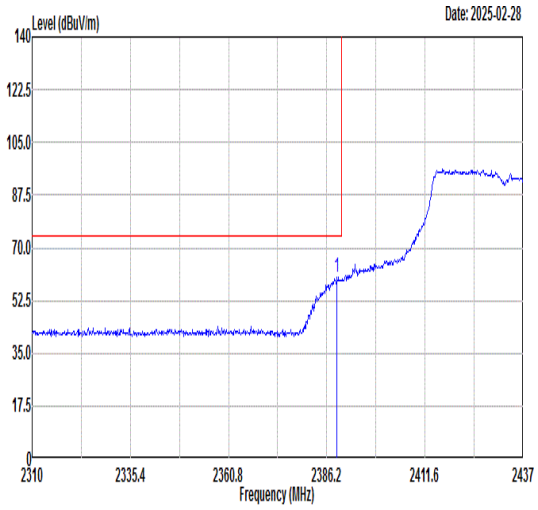 Freq Level Limit Line Margin Read Level Ant Factor Cable Loss Preamp Factor APos TPos Remark MHz dBuV/m dBuV/m dB dBuV dB/m dB dB cm deg 1 2388.87 60.03 74.00 -13.97 58.03 30.78 5.36 34.14 400 322 PEAK	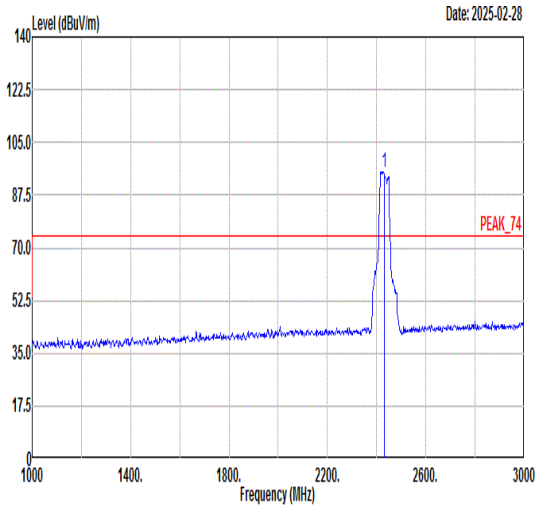 Freq Level Limit Line Margin Read Level Ant Factor Cable Loss Preamp Factor APos TPos Remark MHz dBuV/m dBuV/m dB dBuV dB/m dB dB cm deg 1 2432.00 95.32 ------ ------ 93.28 30.78 5.39 34.13 400 322 PEAK
Avg	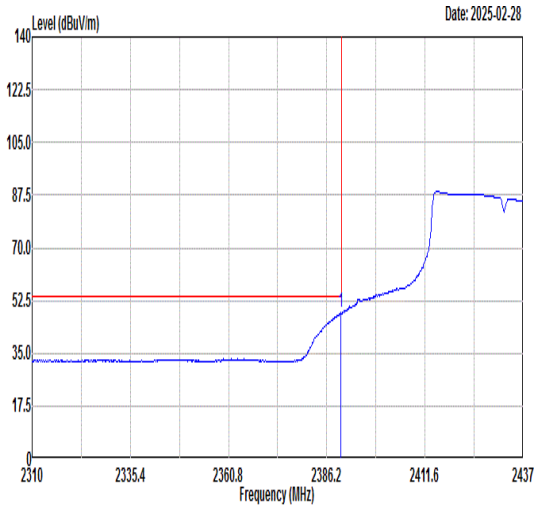 Freq Level Limit Line Margin Read Level Ant Factor Cable Loss Preamp Factor APos TPos Remark MHz dBuV/m dBuV/m dB dBuV dB/m dB dB cm deg 1 2389.76 48.50 54.00 -5.50 46.50 30.78 5.36 34.14 400 322 AVERAGE	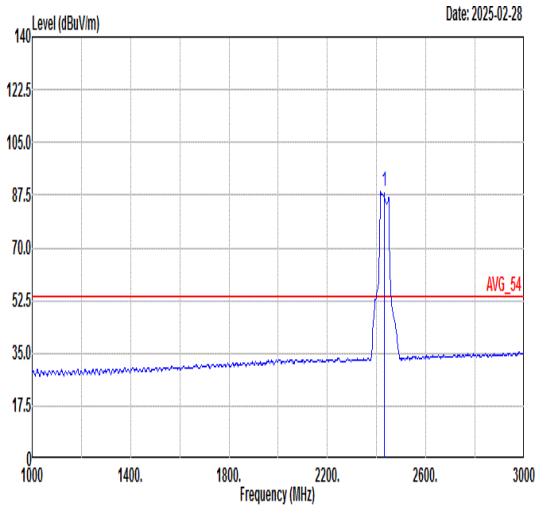 Freq Level Limit Line Margin Read Level Ant Factor Cable Loss Preamp Factor APos TPos Remark MHz dBuV/m dBuV/m dB dBuV dB/m dB dB cm deg 1 2432.00 88.55 ------ ------ 86.52 30.78 5.38 34.13 400 322 AVERAGE

Mode	115	
	Band Edge - R	
	2400-2483.5_802.11n HT40_CH05_2432MHz	
ANT	0	
Pol.	Vertical	Fundamental
Peak	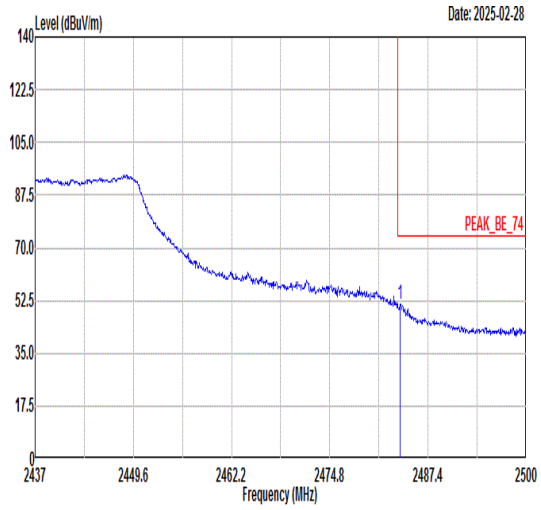 Freq Level Limit Line Margin Read Level Ant Factor Cable Loss Preamp Factor APos TPos Remark MHz dBuV/m dBuV/m dB dBuV dB/m dB dB cm deg 1 2483.81 51.18 74.00 -22.82 49.03 30.80 5.46 34.11 400 322 PEAK	Blank
Avg	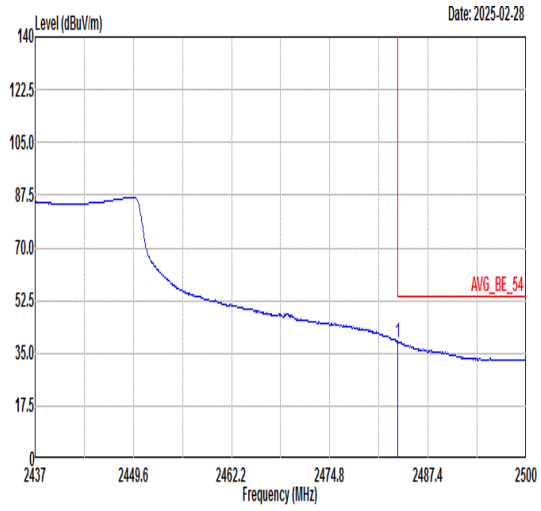 Freq Level Limit Line Margin Read Level Ant Factor Cable Loss Preamp Factor APos TPos Remark MHz dBuV/m dBuV/m dB dBuV dB/m dB dB cm deg 1 2483.56 38.81 54.00 -15.19 36.66 30.80 5.46 34.11 400 322 AVERAGE	Blank

Mode	116	
	Band Edge - L	
	2400-2483.5_802.11n HT40_CH06_2437MHz	
ANT	0	
Pol.	Horizontal	Fundamental
Peak	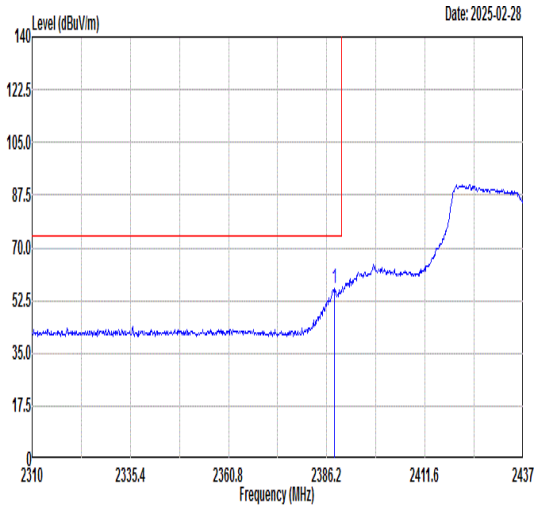 Freq Level Limit Line Margin Read Level Ant Factor Cable Loss Preamp Factor APos TPos Remark 1 2388.11 56.38 74.00 -17.62 54.38 30.78 5.36 34.14 391 0 PEAK	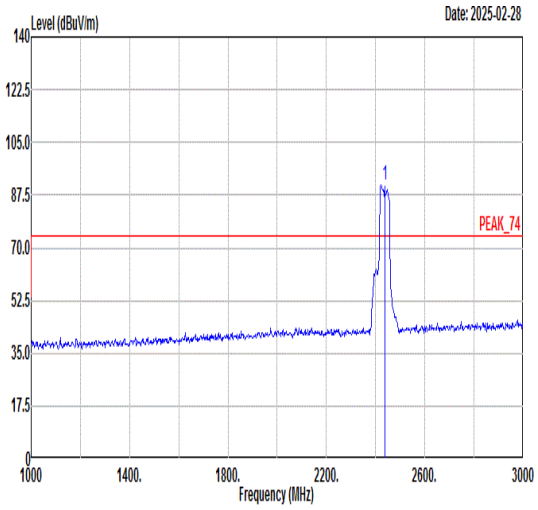 Freq Level Limit Line Margin Read Level Ant Factor Cable Loss Preamp Factor APos TPos Remark 1 2437.00 90.65 ------ ------ 88.61 30.78 5.39 34.13 391 0 PEAK
Avg	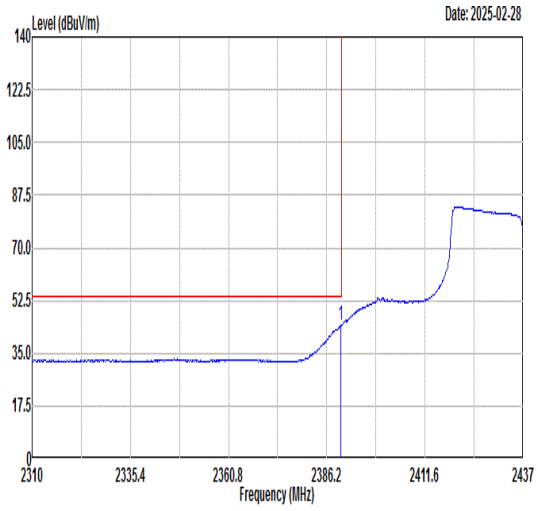 Freq Level Limit Line Margin Read Level Ant Factor Cable Loss Preamp Factor APos TPos Remark 1 2389.88 44.15 54.00 -9.85 42.15 30.78 5.36 34.14 391 0 AVERAGE	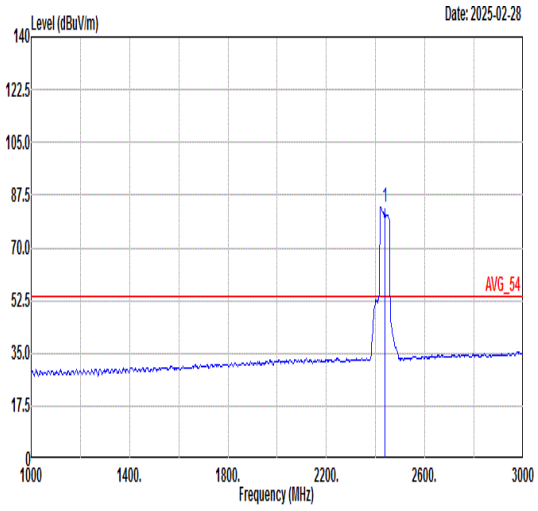 Freq Level Limit Line Margin Read Level Ant Factor Cable Loss Preamp Factor APos TPos Remark 1 2437.00 83.54 ------ ------ 81.50 30.78 5.39 34.13 391 0 AVERAGE

Mode	116	
	Band Edge - R	
	2400-2483.5_802.11n HT40_CH06_2437MHz	
ANT	0	
Pol.	Horizontal	Fundamental
Peak	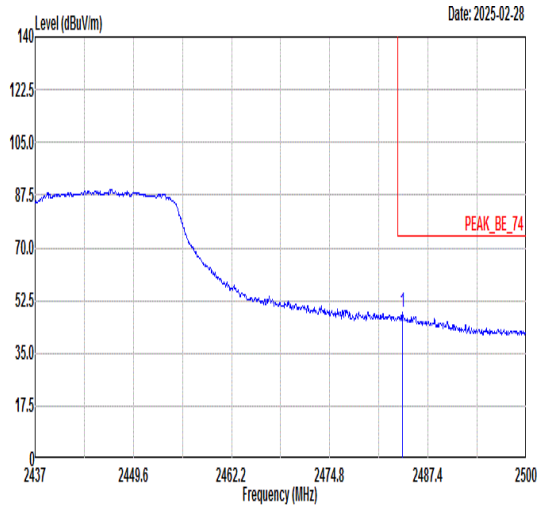 Freq Level Limit Line Margin Read Level Ant Factor Cable Loss Preamp Factor APos TPos Remark MHz dBuV/m dBuV/m dB dBuV dB/m dB dB cm deg 1 2484.12 48.39 74.00 -25.61 46.24 30.80 5.46 34.11 391 0 PEAK	Blank
Avg	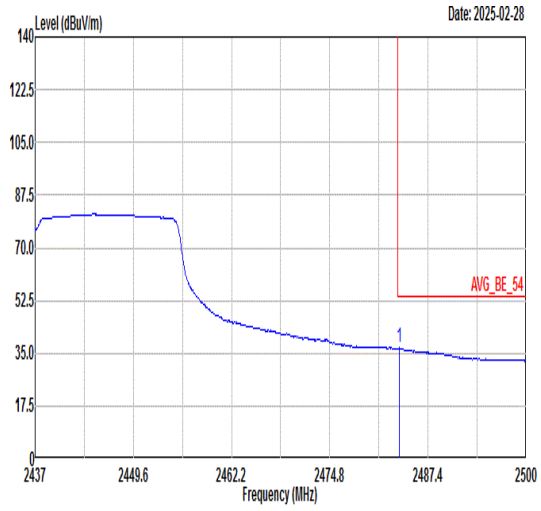 Freq Level Limit Line Margin Read Level Ant Factor Cable Loss Preamp Factor APos TPos Remark MHz dBuV/m dBuV/m dB dBuV dB/m dB dB cm deg 1 2483.68 36.72 54.00 -17.28 34.57 30.80 5.46 34.11 391 0 AVERAGE	Blank

Mode	116	
	Band Edge - L	
	2400-2483.5_802.11n HT40_CH06_2437MHz	
ANT	0	
Pol.	Vertical	Fundamental
Peak	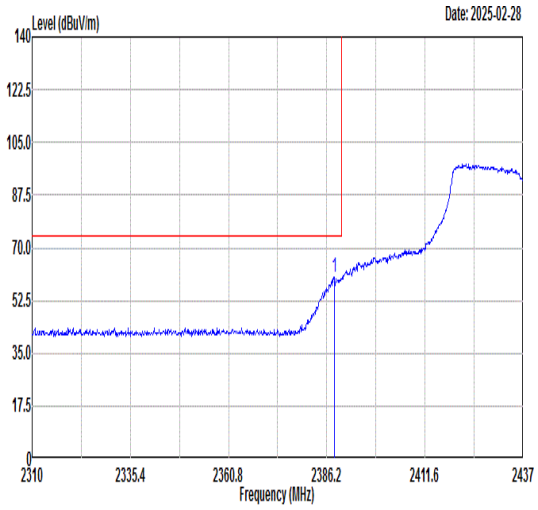 Freq Level Limit Line Margin Read Level Ant Factor Cable Loss Preamp Factor APos TPos Remark 1 2388.11 60.17 74.00 -13.83 58.17 30.78 5.36 34.14 400 324 PEAK	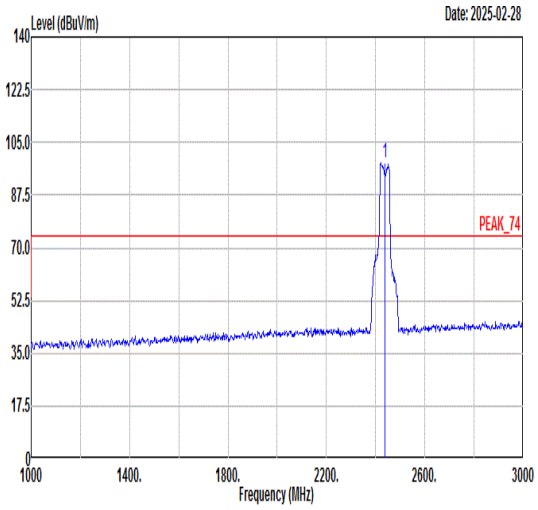 Freq Level Limit Line Margin Read Level Ant Factor Cable Loss Preamp Factor APos TPos Remark 1 2437.00 98.29 ------ ------ 96.25 30.78 5.39 34.13 400 324 PEAK
Avg	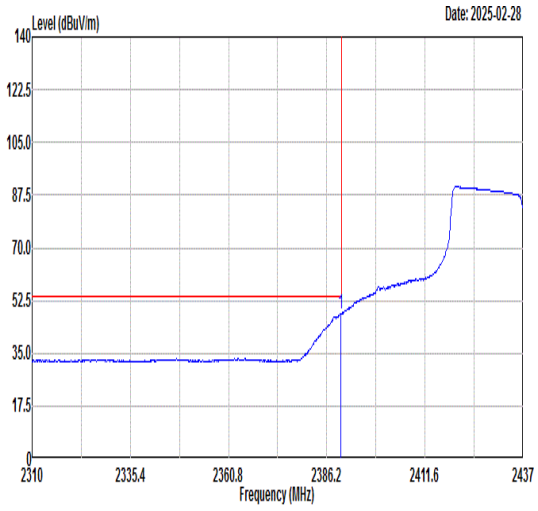 Freq Level Limit Line Margin Read Level Ant Factor Cable Loss Preamp Factor APos TPos Remark 1 2389.88 47.97 54.00 -6.03 45.97 30.78 5.36 34.14 400 324 AVERAGE	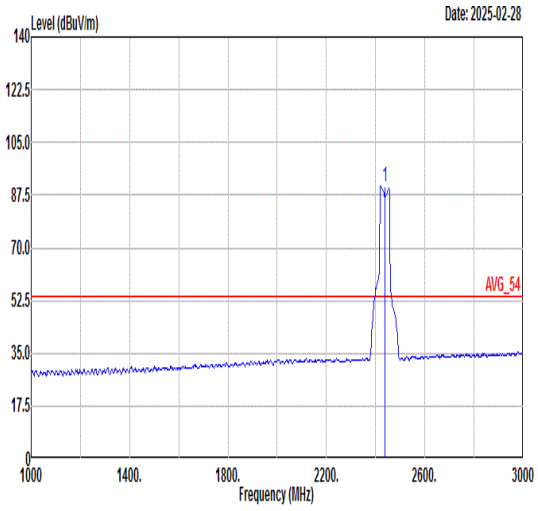 Freq Level Limit Line Margin Read Level Ant Factor Cable Loss Preamp Factor APos TPos Remark 1 2437.00 90.32 ------ ------ 88.28 30.78 5.39 34.13 400 324 AVERAGE

Mode	116	
	Band Edge - R	
	2400-2483.5_802.11n HT40_CH06_2437MHz	
ANT	0	
Pol.	Vertical	Fundamental
Peak	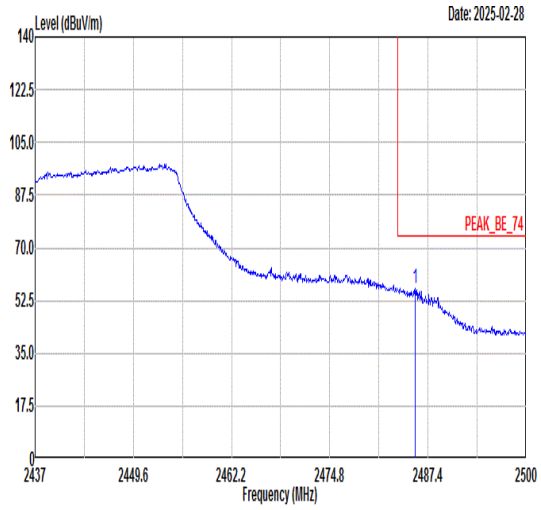 Freq Level Limit Line Margin Read Level Ant Factor Cable Loss Preamp Factor APos TPos Remark MHz dBuV/m dBuV/m dB dBuV dB/m dB dB cm deg 1 2485.76 56.54 74.00 -17.46 54.39 30.80 5.46 34.11 400 324 PEAK	Blank
Avg	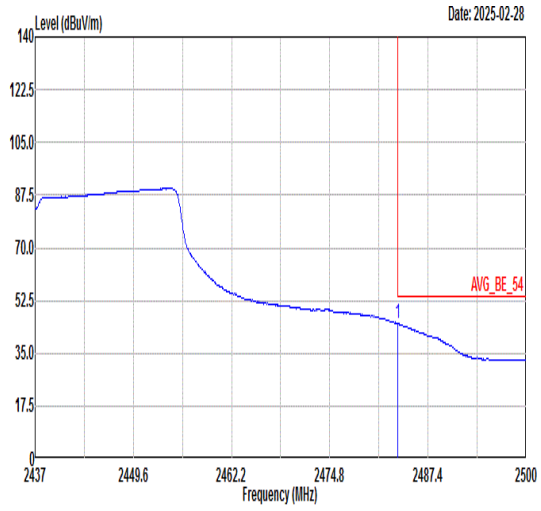 Freq Level Limit Line Margin Read Level Ant Factor Cable Loss Preamp Factor APos TPos Remark MHz dBuV/m dBuV/m dB dBuV dB/m dB dB cm deg 1 2483.56 44.82 54.00 -9.18 42.67 30.80 5.46 34.11 400 324 AVERAGE	Blank

Mode	117	
	Band Edge - L	
	2400-2483.5_802.11n HT40_CH08_2447MHz	
ANT	0	
Pol.	Horizontal	Fundamental
Peak	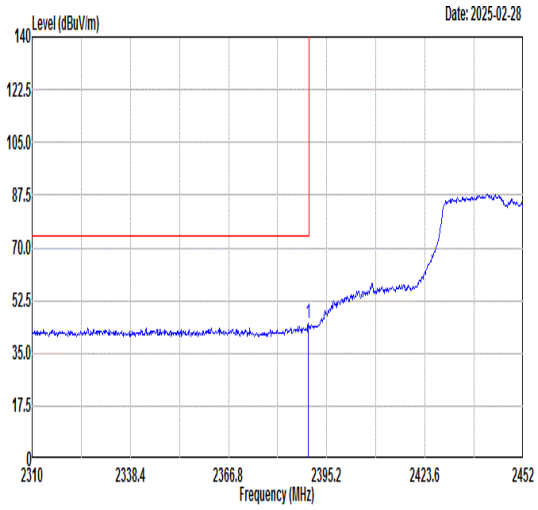 Freq Level Limit Line Margin Read Level Ant Factor Cable Loss Preamp Factor APos TPos Remark MHz dBuV/m dBuV/m dB dBuV dB/m dB dB cm deg 1 2389.80 44.79 74.00 -29.21 42.79 30.78 5.36 34.14 400 224 PEAK	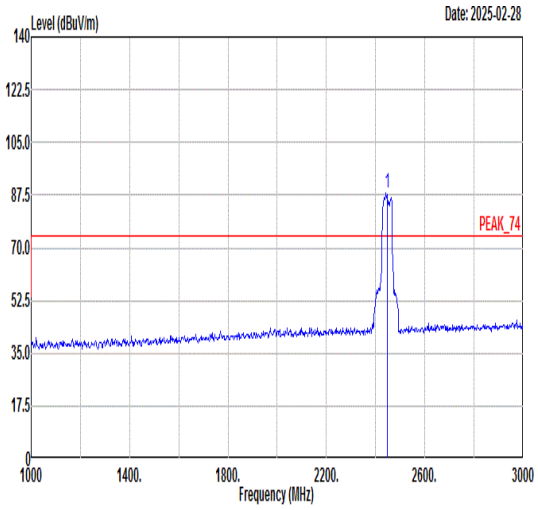 Freq Level Limit Line Margin Read Level Ant Factor Cable Loss Preamp Factor APos TPos Remark MHz dBuV/m dBuV/m dB dBuV dB/m dB dB cm deg 1 2447.00 88.04 ------ ------ 85.96 30.79 5.41 34.12 400 224 PEAK
Avg	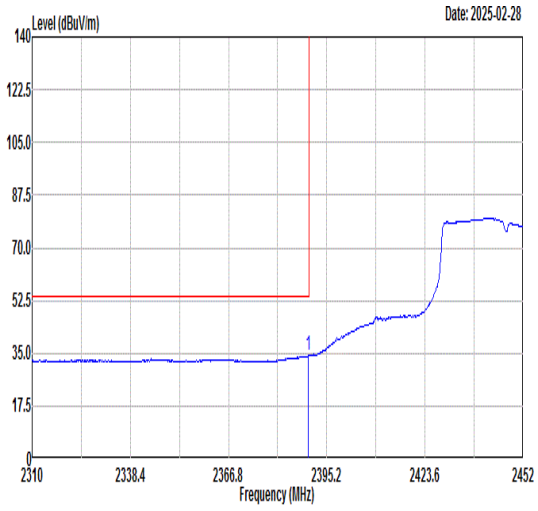 Freq Level Limit Line Margin Read Level Ant Factor Cable Loss Preamp Factor APos TPos Remark MHz dBuV/m dBuV/m dB dBuV dB/m dB dB cm deg 1 2389.80 34.18 54.00 -19.82 32.18 30.78 5.36 34.14 400 224 AVERAGE	Blank

Mode	117	
	Band Edge - R	
	2400-2483.5_802.11n HT40_CH08_2447MHz	
ANT	0	
Pol.	Horizontal	Fundamental
Peak	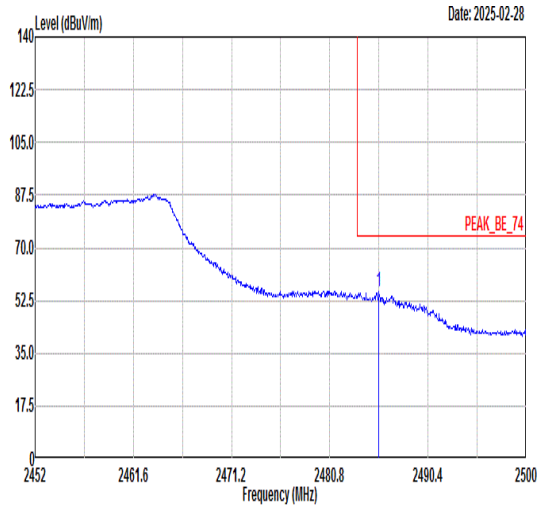 Freq Level Limit Line Margin Read Level Ant Factor Cable Loss Preamp Factor APos TPos Remark MHz dBuV/m dBuV/m dB dBuV dB/m dB dB cm deg 1 2485.60 55.38 74.00 -18.62 53.23 30.80 5.46 34.11 400 224 PEAK	Blank
Avg	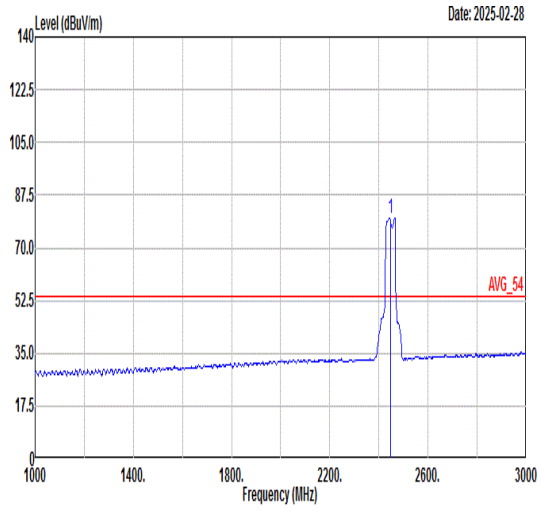 Freq Level Limit Line Margin Read Level Ant Factor Cable Loss Preamp Factor APos TPos Remark MHz dBuV/m dBuV/m dB dBuV dB/m dB dB cm deg 1 2447.00 79.94 54.00 25.94 77.82 30.79 5.44 34.11 400 224 AVERAGE	Blank

Mode	117	
	Band Edge - L	
	2400-2483.5_802.11n HT40_CH08_2447MHz	
ANT	0	
Pol.	Vertical	Fundamental
Peak	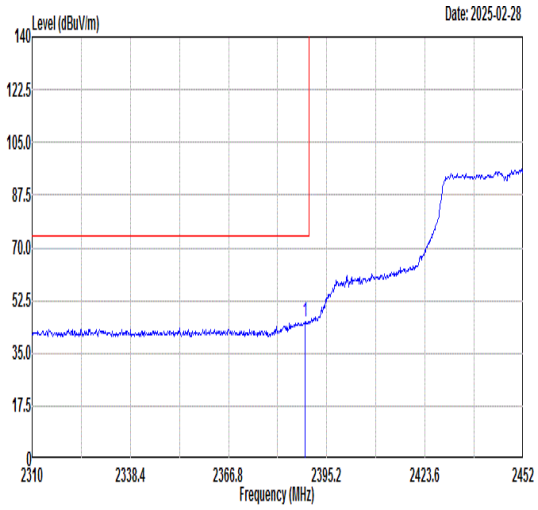 Freq Level Limit Line Margin Read Level Ant Factor Cable Loss Preamp Factor APos TPos Remark MHz dBuV/m dBuV/m dB dBuV dB/m dB dB cm deg 1 2388.95 45.43 74.00 -28.57 43.43 30.78 5.36 34.14 329 309 PEAK	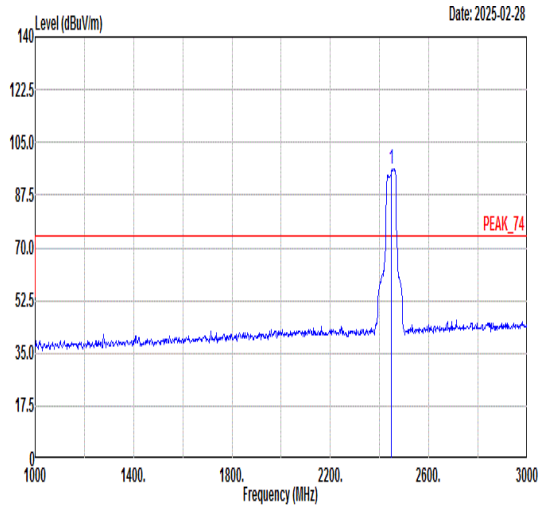 Freq Level Limit Line Margin Read Level Ant Factor Cable Loss Preamp Factor APos TPos Remark MHz dBuV/m dBuV/m dB dBuV dB/m dB dB cm deg 1 2447.00 96.37 ------ ------ 94.28 30.79 5.42 34.12 329 309 PEAK
Avg	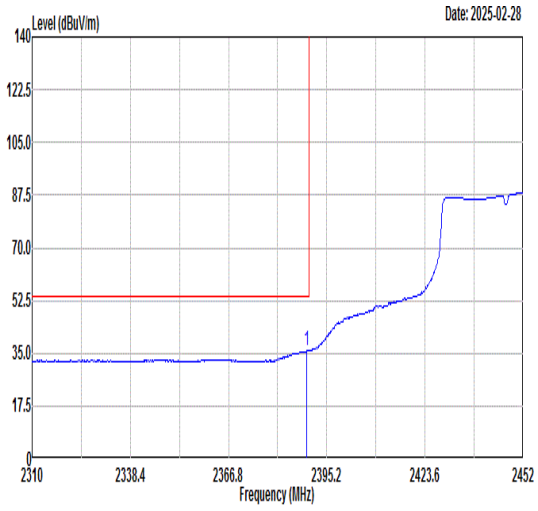 Freq Level Limit Line Margin Read Level Ant Factor Cable Loss Preamp Factor APos TPos Remark MHz dBuV/m dBuV/m dB dBuV dB/m dB dB cm deg 1 2389.38 36.08 54.00 -17.92 34.08 30.78 5.36 34.14 329 309 AVERAGE	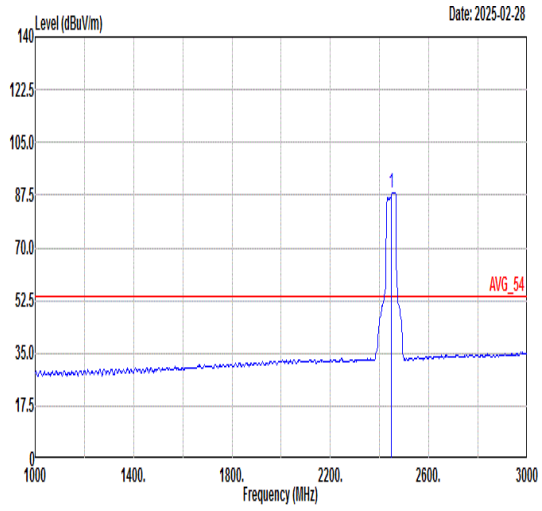 Freq Level Limit Line Margin Read Level Ant Factor Cable Loss Preamp Factor APos TPos Remark MHz dBuV/m dBuV/m dB dBuV dB/m dB dB cm deg 1 2447.00 88.48 ------ ------ 86.38 30.79 5.43 34.12 329 309 AVERAGE

Mode	117	
	Band Edge - R	
	2400-2483.5_802.11n HT40_CH08_2447MHz	
ANT	0	
Pol.	Vertical	Fundamental
Peak	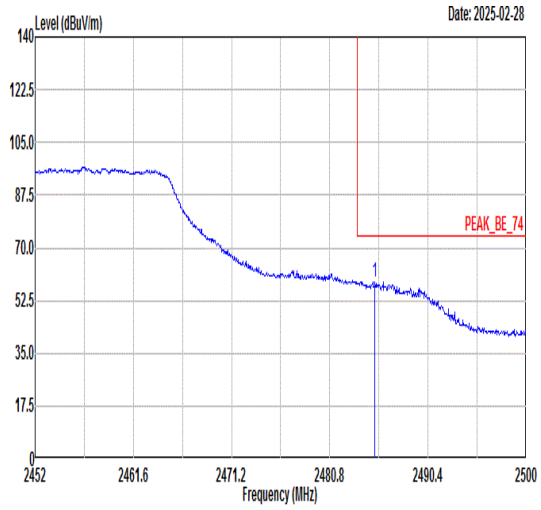 Limit Read Ant Cable Preamp APos TPos Freq Level Line Margin Level Factor Loss Factor Remark MHz dBuV/m dBuV/m dB dBuV dB/m dB dB cm deg 1 2485.22 58.76 74.00 -15.24 56.61 30.80 5.46 34.11 329 309 PEAK	Blank
Avg	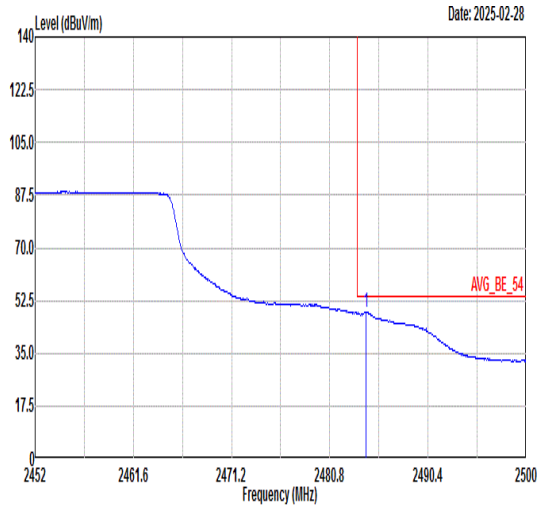 Limit Read Ant Cable Preamp APos TPos Freq Level Line Margin Level Factor Loss Factor Remark MHz dBuV/m dBuV/m dB dBuV dB/m dB dB cm deg 1 2484.30 48.70 54.00 -5.30 46.55 30.80 5.46 34.11 329 309 AVERAGE	Blank

Mode	118	
	Band Edge - L	
	2400-2483.5_802.11n HT40_CH07_2442MHz	
ANT	0	
Pol.	Horizontal	Fundamental
Peak	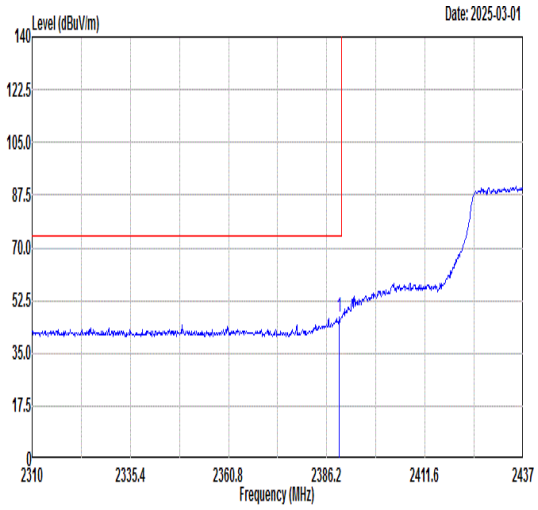 Freq Level Limit Line Margin Read Level Ant Factor Cable Loss Preamp Factor APos TPos Remark MHz dBuV/m dBuV/m dB dBuV dB/m dB dB cm deg 1 2389.50 47.01 74.00 -26.99 45.01 30.78 5.36 34.14 354 22 PEAK	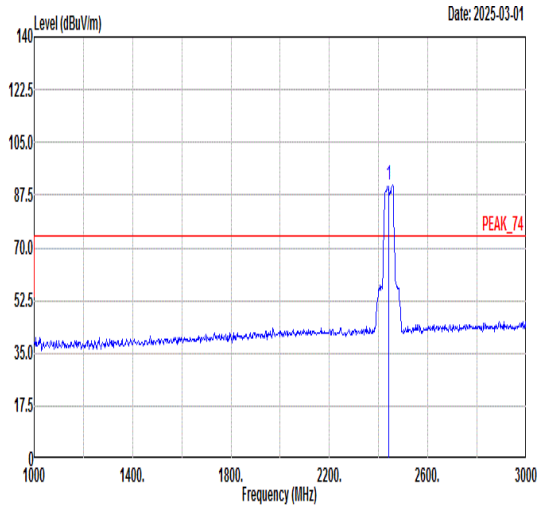 Freq Level Limit Line Margin Read Level Ant Factor Cable Loss Preamp Factor APos TPos Remark MHz dBuV/m dBuV/m dB dBuV dB/m dB dB cm deg 1 2442.00 91.09 ------ ------ 88.99 30.79 5.43 34.12 354 22 PEAK
Avg	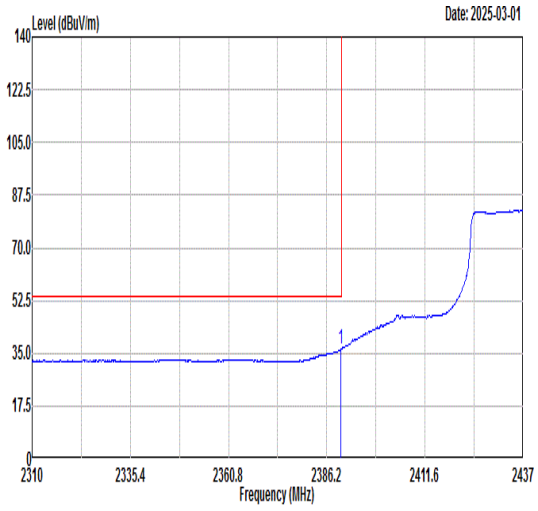 Freq Level Limit Line Margin Read Level Ant Factor Cable Loss Preamp Factor APos TPos Remark MHz dBuV/m dBuV/m dB dBuV dB/m dB dB cm deg 1 2389.88 36.27 54.00 -17.73 34.27 30.78 5.36 34.14 354 22 AVERAGE	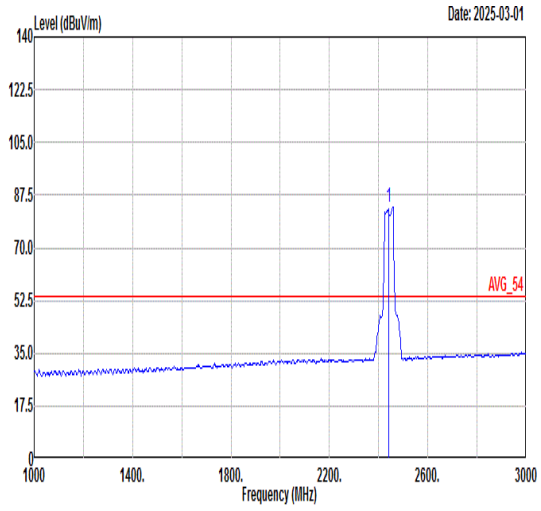 Freq Level Limit Line Margin Read Level Ant Factor Cable Loss Preamp Factor APos TPos Remark MHz dBuV/m dBuV/m dB dBuV dB/m dB dB cm deg 1 2442.00 83.69 ------ ------ 81.59 30.79 5.43 34.12 354 22 AVERAGE

Mode	118	
	Band Edge - R	
	2400-2483.5_802.11n HT40_CH07_2442MHz	
ANT	0	
Pol.	Horizontal	Fundamental
Peak	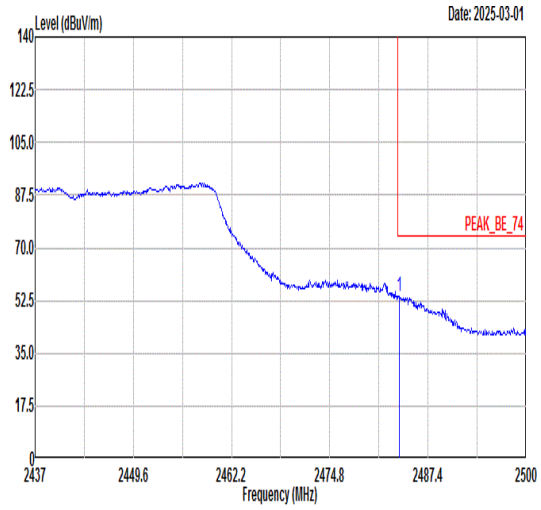 Freq Level Limit Line Margin Read Level Ant Factor Cable Loss Preamp Factor APos TPos Remark MHz dBuV/m dBuV/m dB dBuV dB/m dB dB cm deg 1 2483.68 53.83 74.00 -20.17 51.68 30.80 5.46 34.11 354 22 PEAK	Blank
Avg	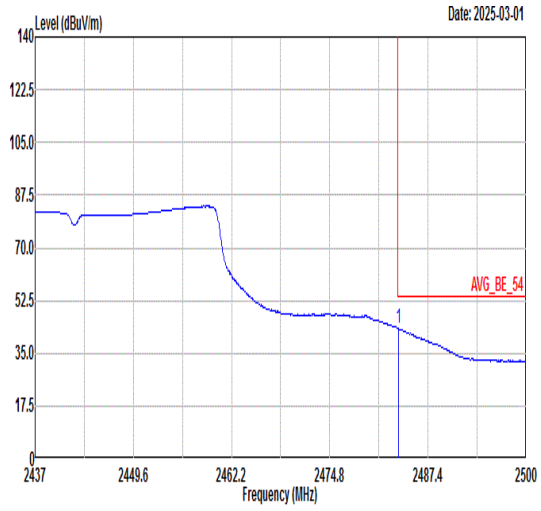 Freq Level Limit Line Margin Read Level Ant Factor Cable Loss Preamp Factor APos TPos Remark MHz dBuV/m dBuV/m dB dBuV dB/m dB dB cm deg 1 2483.62 43.23 54.00 -10.77 41.08 30.80 5.46 34.11 354 22 AVERAGE	Blank

Mode	118	
	Band Edge - L	
	2400-2483.5_802.11n HT40_CH07_2442MHz	
ANT	0	
Pol.	Vertical	Fundamental
Peak	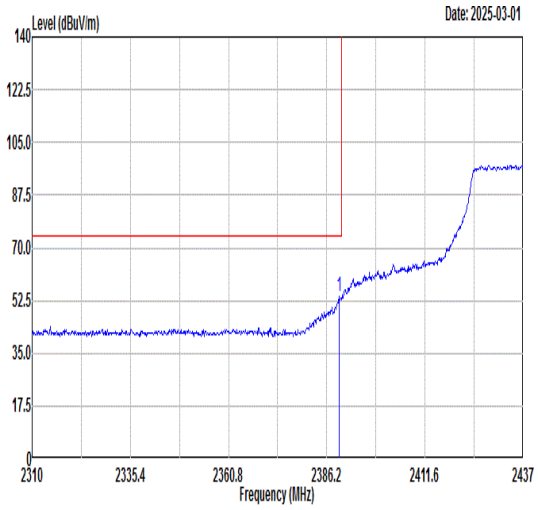 Freq Level Limit Line Margin Read Level Ant Factor Cable Loss Preamp Factor APos TPos Remark MHz dBuV/m dBuV/m dB dBuV dB/m dB dB cm deg 1 2389.50 54.03 74.00 -19.97 52.03 30.78 5.36 34.14 323 302 PEAK	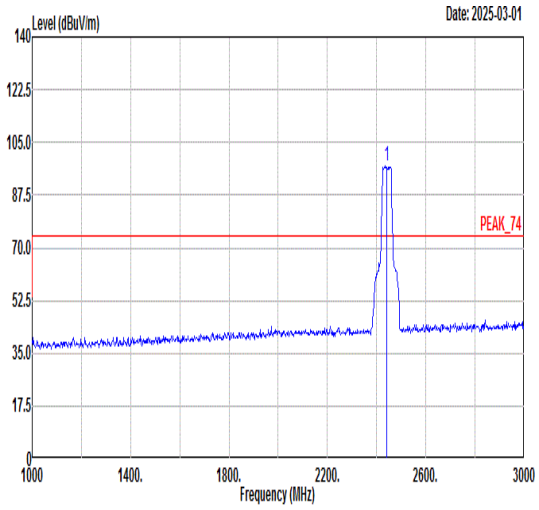 Freq Level Limit Line Margin Read Level Ant Factor Cable Loss Preamp Factor APos TPos Remark MHz dBuV/m dBuV/m dB dBuV dB/m dB dB cm deg 1 2442.00 97.00 ------ ------ 94.94 30.79 5.40 34.13 323 302 PEAK
Avg	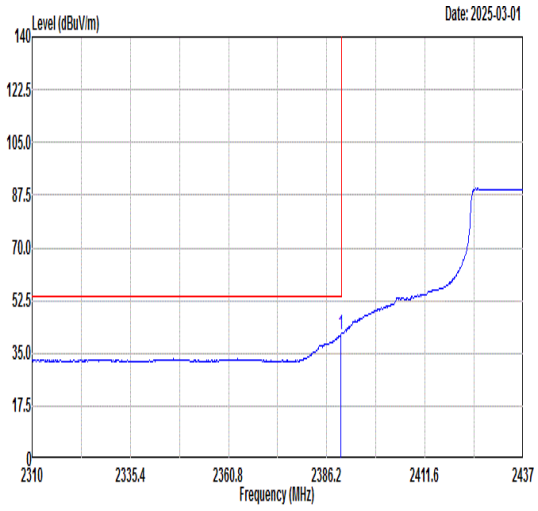 Freq Level Limit Line Margin Read Level Ant Factor Cable Loss Preamp Factor APos TPos Remark MHz dBuV/m dBuV/m dB dBuV dB/m dB dB cm deg 1 2389.88 41.13 54.00 -12.87 39.13 30.78 5.36 34.14 323 302 AVERAGE	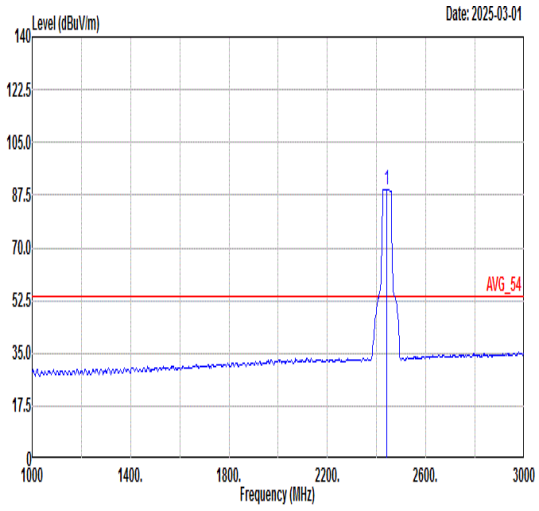 Freq Level Limit Line Margin Read Level Ant Factor Cable Loss Preamp Factor APos TPos Remark MHz dBuV/m dBuV/m dB dBuV dB/m dB dB cm deg 1 2442.00 89.48 ------ ------ 87.44 30.78 5.39 34.13 323 302 AVERAGE

Mode	118	
	Band Edge - R	
	2400-2483.5_802.11n HT40_CH07_2442MHz	
ANT	0	
Pol.	Vertical	Fundamental
Peak	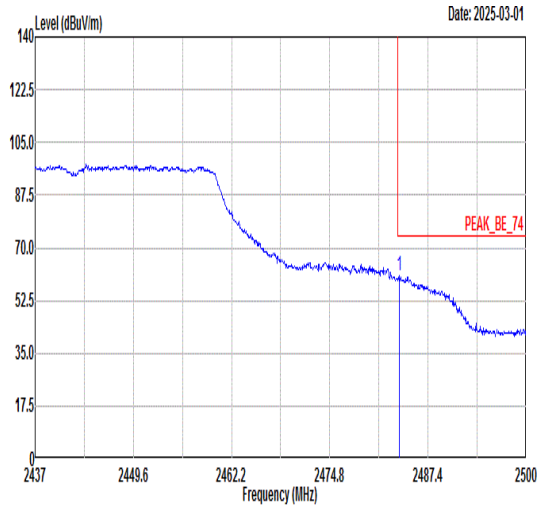 Limit Read Ant Cable Preamp APos TPos Freq Level Line Margin Level Factor Loss Factor Remark MHz dBuV/m dBuV/m dB dBuV dB/m dB dB cm deg 1 2483.68 60.72 74.00 -13.28 58.57 30.80 5.46 34.11 323 302 PEAK	Blank
Avg	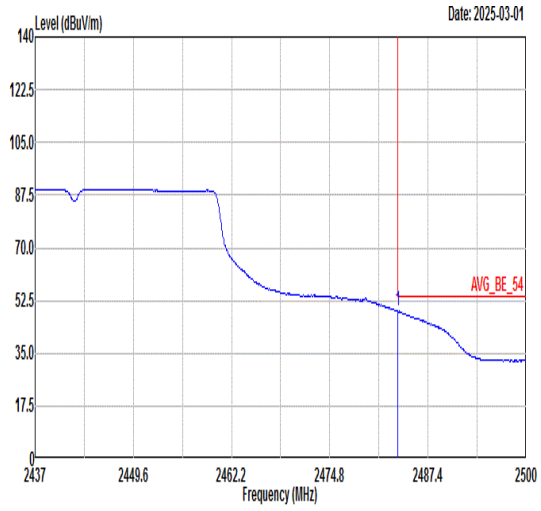 Limit Read Ant Cable Preamp APos TPos Freq Level Line Margin Level Factor Loss Factor Remark MHz dBuV/m dBuV/m dB dBuV dB/m dB dB cm deg 1 2483.56 48.93 54.00 -5.07 46.78 30.80 5.46 34.11 323 302 AVERAGE	Blank

Mode	119	
	Band Edge - L	
	2400-2483.5_802.11ax HE40_CH04_2427MHz	
ANT	0	
Pol.	Horizontal	Fundamental
Peak	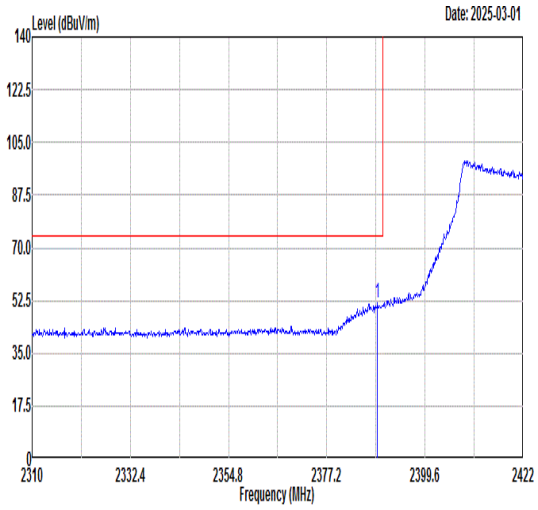 Freq Level Limit Line Margin Read Level Ant Factor Cable Loss Preamp Factor APos TPos Remark MHz dBuV/m dBuV/m dB dBuV dB/m dB dB cm deg 1 2388.74 51.54 74.00 -22.46 49.54 30.78 5.36 34.14 345 360 PEAK	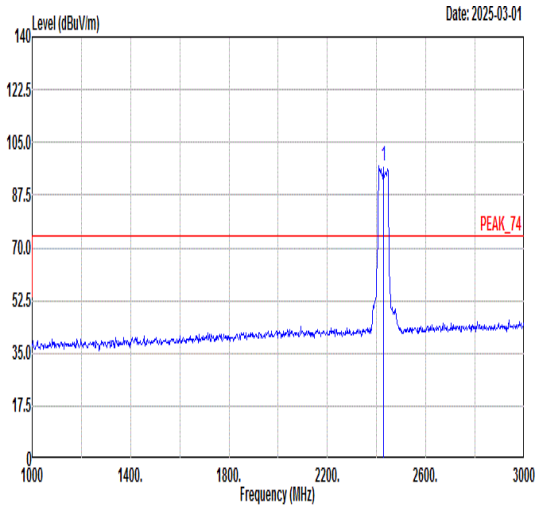 Freq Level Limit Line Margin Read Level Ant Factor Cable Loss Preamp Factor APos TPos Remark MHz dBuV/m dBuV/m dB dBuV dB/m dB dB cm deg 1 2427.00 97.18 ------ ------ 95.16 30.78 5.38 34.14 345 360 PEAK
Avg	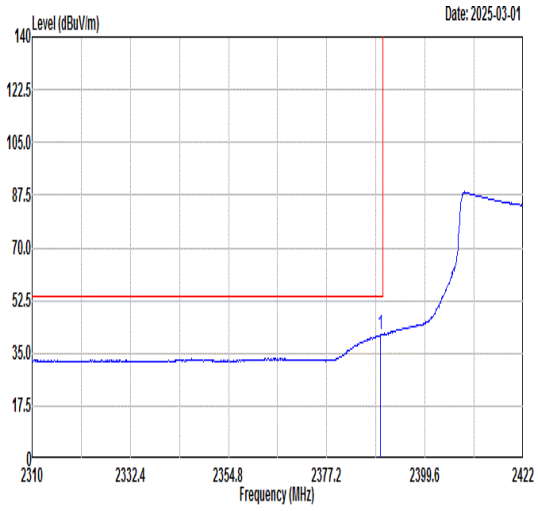 Freq Level Limit Line Margin Read Level Ant Factor Cable Loss Preamp Factor APos TPos Remark MHz dBuV/m dBuV/m dB dBuV dB/m dB dB cm deg 1 2389.52 41.12 54.00 -12.88 39.12 30.78 5.36 34.14 345 360 AVERAGE	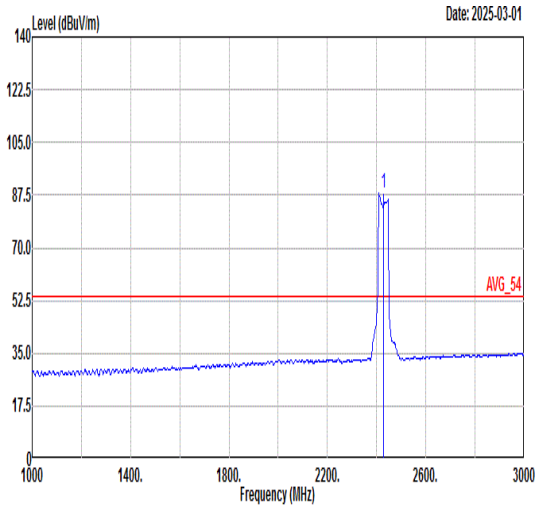 Freq Level Limit Line Margin Read Level Ant Factor Cable Loss Preamp Factor APos TPos Remark MHz dBuV/m dBuV/m dB dBuV dB/m dB dB cm deg 1 2427.00 88.31 ------ ------ 86.29 30.78 5.38 34.14 345 360 AVERAGE

Mode	119	
	Band Edge - R	
	2400-2483.5_802.11ax HE40_CH04_2427MHz	
ANT	0	
Pol.	Horizontal	Fundamental
Peak	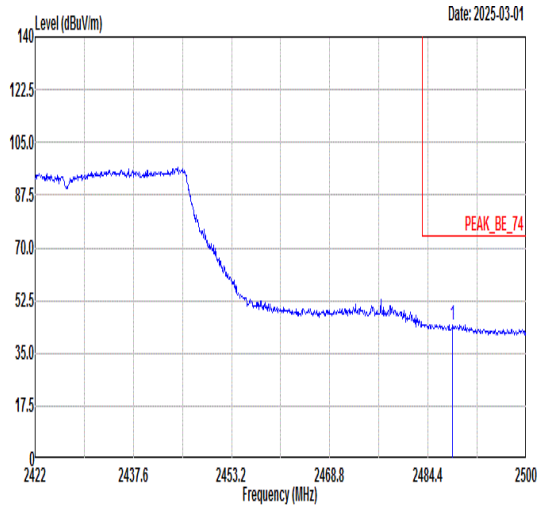 Freq Level Limit Line Margin Read Level Ant Factor Cable Loss Preamp Factor APos TPos Remark MHz dBuV/m dBuV/m dB dBuV dB/m dB dB cm deg 1 2488.30 44.62 74.00 -29.38 42.45 30.80 5.47 34.10 345 360 PEAK	Blank
Avg	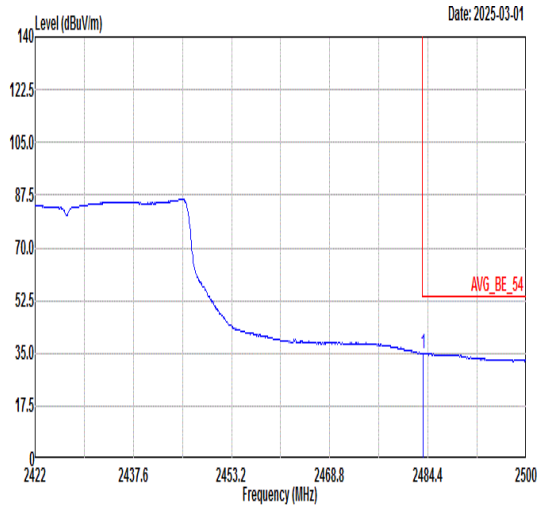 Freq Level Limit Line Margin Read Level Ant Factor Cable Loss Preamp Factor APos TPos Remark MHz dBuV/m dBuV/m dB dBuV dB/m dB dB cm deg 1 2483.62 34.91 54.00 -19.09 32.76 30.80 5.46 34.11 345 360 AVERAGE	Blank

Mode	119	
	Band Edge - L	
	2400-2483.5_802.11ax HE40_CH04_2427MHz	
ANT	0	
Pol.	Vertical	Fundamental
Peak	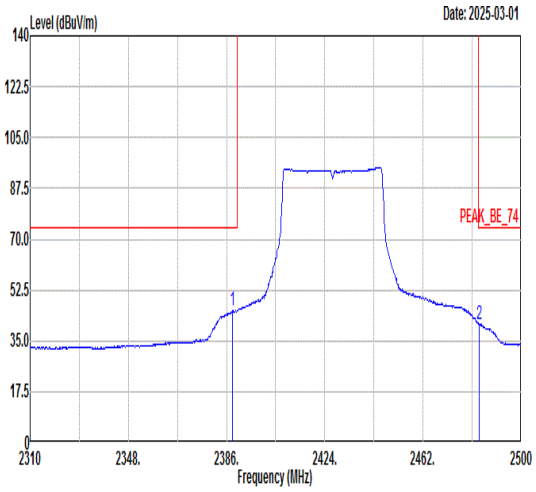 Freq Level Limit Line Margin Read Level Ant Factor Cable Loss Preamp Factor APos TPos Remark MHz dBuV/m dBuV/m dB dBuV dB/m dB dB cm deg 1 2388.28 45.59 74.00 -28.41 43.59 30.78 5.36 34.14 300 296 PEAK 2 2483.85 40.86 74.00 -33.14 38.71 30.80 5.46 34.11 324 296 PEAK	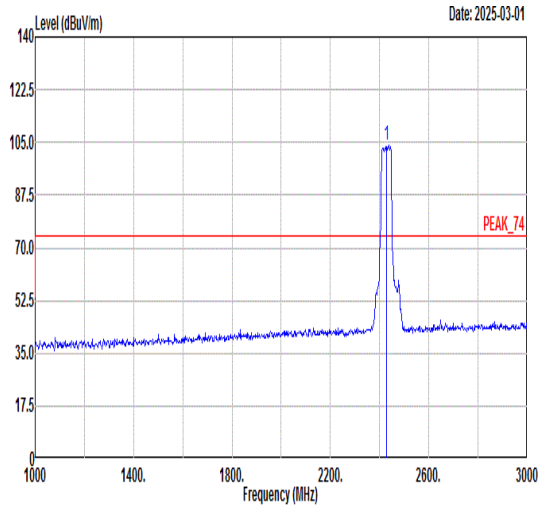 Freq Level Limit Line Margin Read Level Ant Factor Cable Loss Preamp Factor APos TPos Remark MHz dBuV/m dBuV/m dB dBuV dB/m dB dB cm deg 1 2427.00 104.08 ------ ------ 102.00 30.79 5.41 34.12 300 296 PEAK
Avg	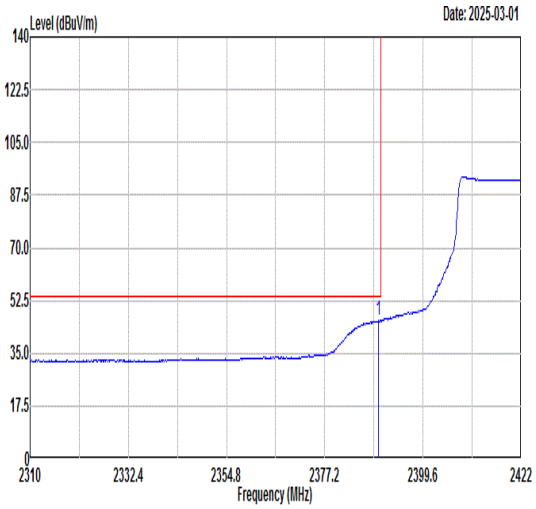 Freq Level Limit Line Margin Read Level Ant Factor Cable Loss Preamp Factor APos TPos Remark MHz dBuV/m dBuV/m dB dBuV dB/m dB dB cm deg 1 2389.52 45.98 54.00 -8.02 43.98 30.78 5.36 34.14 300 296 AVERAGE	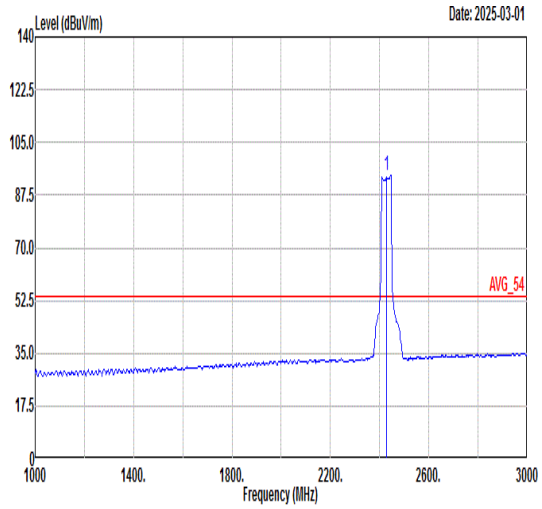 Freq Level Limit Line Margin Read Level Ant Factor Cable Loss Preamp Factor APos TPos Remark MHz dBuV/m dBuV/m dB dBuV dB/m dB dB cm deg 1 2427.00 94.04 ------ ------ 91.95 30.79 5.42 34.12 300 296 AVERAGE

Mode	119	
	Band Edge - R	
	2400-2483.5_802.11ax HE40_CH04_2427MHz	
ANT	0	
Pol.	Vertical	Fundamental
Peak	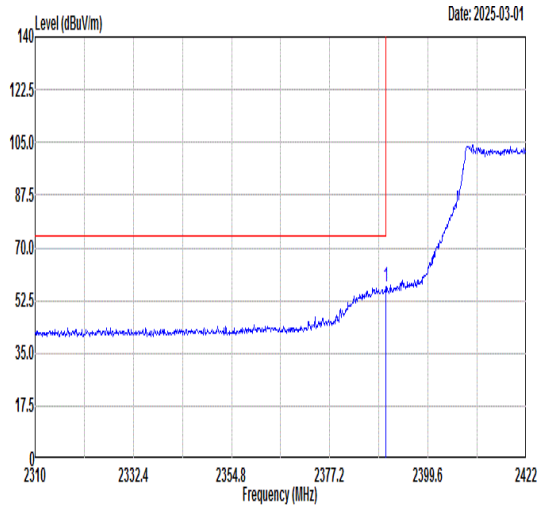 Freq Level Limit Line Margin Read Level Ant Factor Cable Loss Preamp Factor APos TPos Remark MHz dBuV/m dBuV/m dB dBuV dB/m dB dB cm deg 1 2389.97 57.30 74.00 -16.70 55.30 30.78 5.36 34.14 300 296 PEAK	Blank
Avg	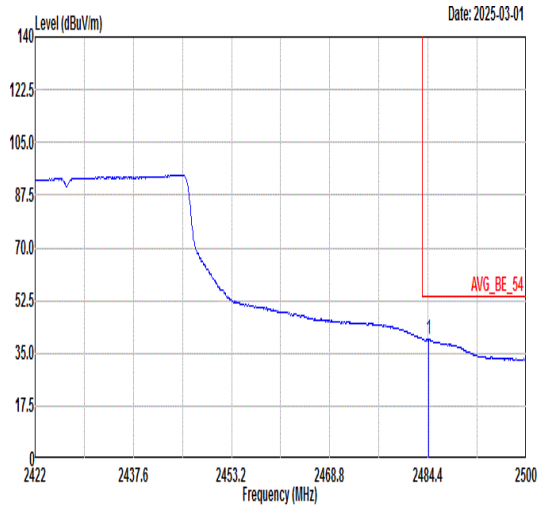 Freq Level Limit Line Margin Read Level Ant Factor Cable Loss Preamp Factor APos TPos Remark MHz dBuV/m dBuV/m dB dBuV dB/m dB dB cm deg 1 2484.48 39.69 54.00 -14.31 37.54 30.80 5.46 34.11 300 296 AVERAGE	Blank

Mode	120	
	Band Edge - L	
	2400-2483.5_802.11ax HE40_CH08_2447MHz	
ANT	0	
Pol.	Horizontal	Fundamental
Peak	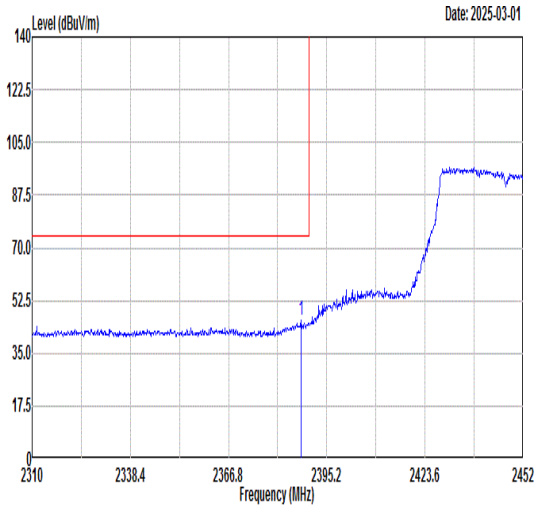 Freq Level Limit Line Margin Read Level Ant Factor Cable Loss Preamp Factor APos TPos Remark 1 2387.67 45.81 74.00 -28.19 43.81 30.78 5.36 34.14 353 19 PEAK	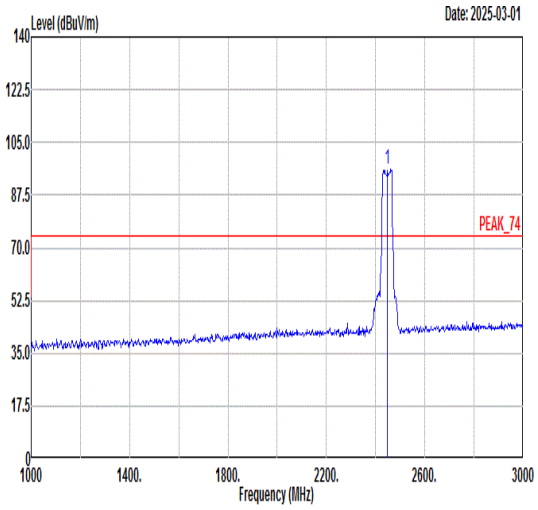 Freq Level Limit Line Margin Read Level Ant Factor Cable Loss Preamp Factor APos TPos Remark 1 2447.00 96.25 ------ ------ 94.14 30.79 5.44 34.12 353 19 PEAK
Avg	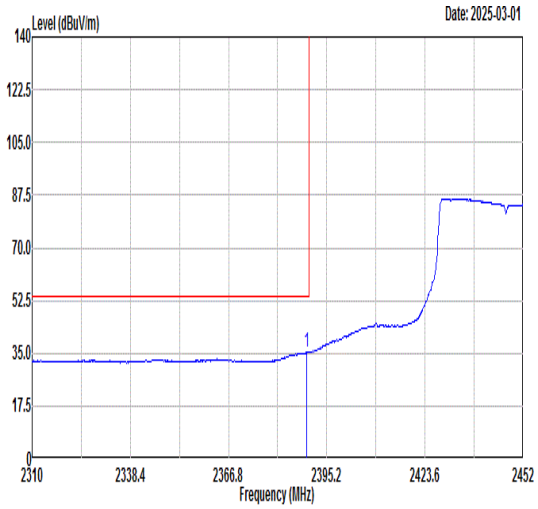 Freq Level Limit Line Margin Read Level Ant Factor Cable Loss Preamp Factor APos TPos Remark 1 2389.38 35.26 54.00 -18.74 33.26 30.78 5.36 34.14 353 19 AVERAGE	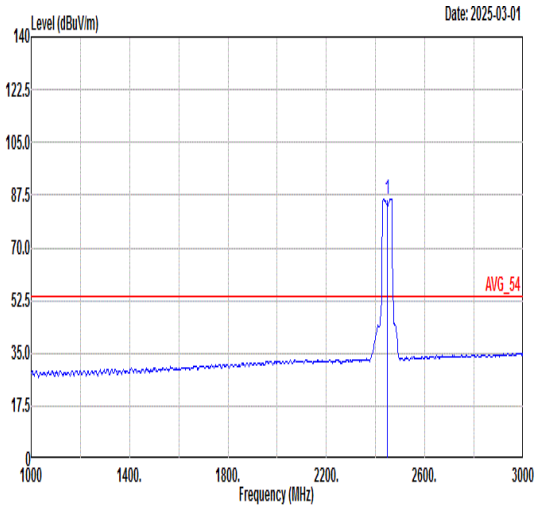 Freq Level Limit Line Margin Read Level Ant Factor Cable Loss Preamp Factor APos TPos Remark 1 2447.00 86.27 ------ ------ 84.15 30.79 5.44 34.11 353 19 AVERAGE

Mode	120	
	Band Edge - R	
	2400-2483.5_802.11ax HE40_CH08_2447MHz	
ANT	0	
Pol.	Horizontal	Fundamental
Peak	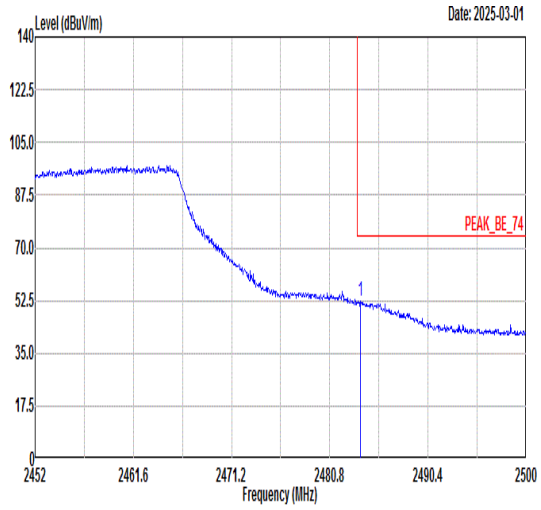 Freq Level Limit Line Margin Read Level Ant Factor Cable Loss Preamp Factor APos TPos Remark MHz dBuV/m dBuV/m dB dBuV dB/m dB dB cm deg 1 2483.78 52.43 74.00 -21.57 50.28 30.80 5.46 34.11 353 19 PEAK	Blank
Avg	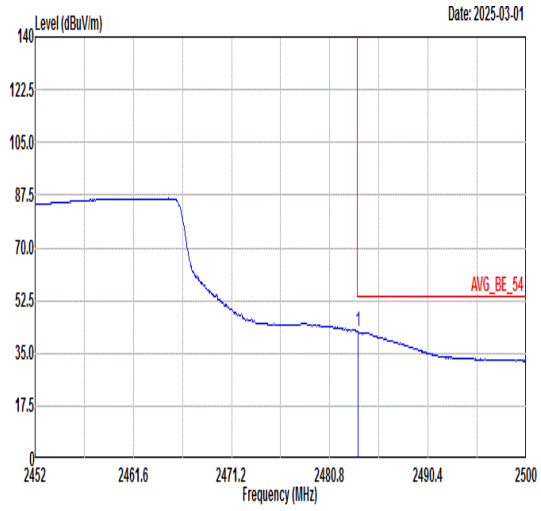 Freq Level Limit Line Margin Read Level Ant Factor Cable Loss Preamp Factor APos TPos Remark MHz dBuV/m dBuV/m dB dBuV dB/m dB dB cm deg 1 2483.54 42.18 54.00 -11.82 40.03 30.80 5.46 34.11 353 19 AVERAGE	Blank

Mode	120	
	Band Edge - L	
	2400-2483.5_802.11ax HE40_CH08_2447MHz	
ANT	0	
Pol.	Vertical	Fundamental
Peak	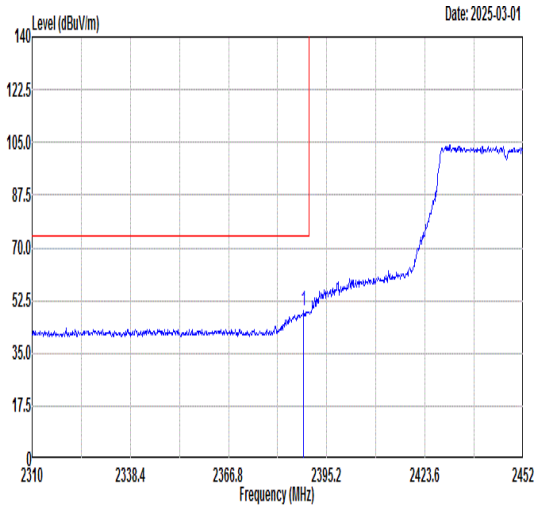 Freq Level Limit Line Margin Read Level Ant Factor Cable Loss Preamp Factor APos TPos Remark MHz dBuV/m dBuV/m dB dBuV dB/m dB dB cm deg 1 2388.53 48.90 74.00 -25.10 46.90 30.78 5.36 34.14 324 298 PEAK	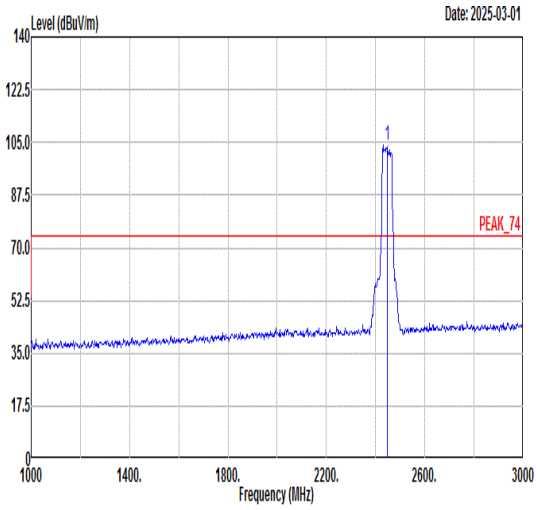 Freq Level Limit Line Margin Read Level Ant Factor Cable Loss Preamp Factor APos TPos Remark MHz dBuV/m dBuV/m dB dBuV dB/m dB dB cm deg 1 2447.00 104.14 ------ ------ 102.08 30.79 5.40 34.13 324 298 PEAK
Avg	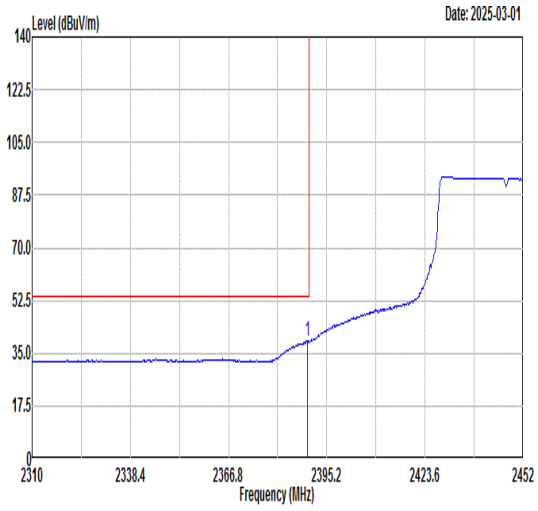 Freq Level Limit Line Margin Read Level Ant Factor Cable Loss Preamp Factor APos TPos Remark MHz dBuV/m dBuV/m dB dBuV dB/m dB dB cm deg 1 2389.52 39.23 54.00 -14.77 37.23 30.78 5.36 34.14 324 298 AVERAGE	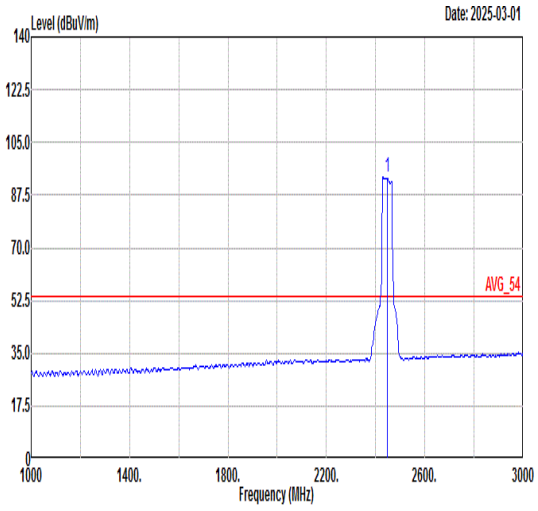 Freq Level Limit Line Margin Read Level Ant Factor Cable Loss Preamp Factor APos TPos Remark MHz dBuV/m dBuV/m dB dBuV dB/m dB dB cm deg 1 2447.00 93.37 ------ ------ 91.31 30.79 5.40 34.13 324 298 AVERAGE

Mode	120	
	Band Edge - R	
	2400-2483.5_802.11ax HE40_CH08_2447MHz	
ANT	0	
Pol.	Vertical	Fundamental
Peak	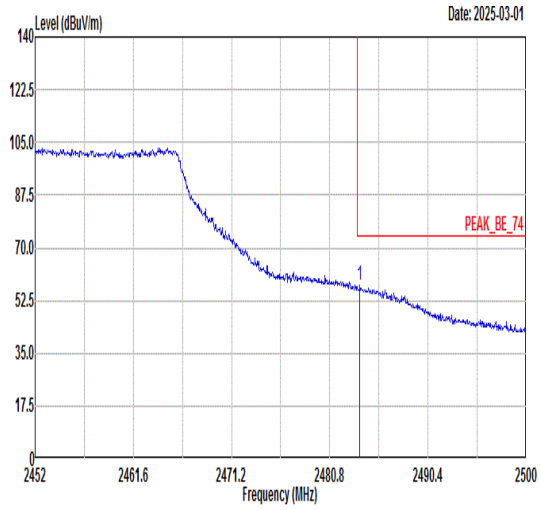 Freq Level Limit Line Margin Read Level Ant Factor Cable Loss Preamp Factor APos TPos Remark MHz dBuV/m dBuV/m dB dBuV dB/m dB dB cm deg 1 2483.73 57.52 74.00 -16.48 55.37 30.80 5.46 34.11 324 298 PEAK	Blank
Avg	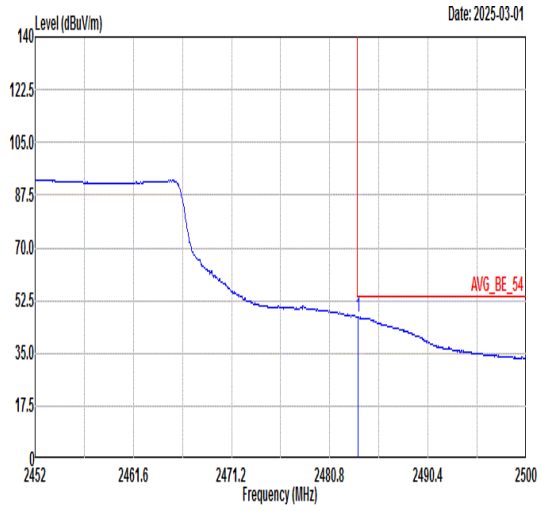 Freq Level Limit Line Margin Read Level Ant Factor Cable Loss Preamp Factor APos TPos Remark MHz dBuV/m dBuV/m dB dBuV dB/m dB dB cm deg 1 2483.54 46.99 54.00 -7.01 44.84 30.80 5.46 34.11 324 298 AVERAGE	Blank

Mode	121	
	Band Edge - L	
	2400-2483.5_802.11n HT40_CH04_2427MHz	
ANT	1	
Pol.	Horizontal	Fundamental
Peak	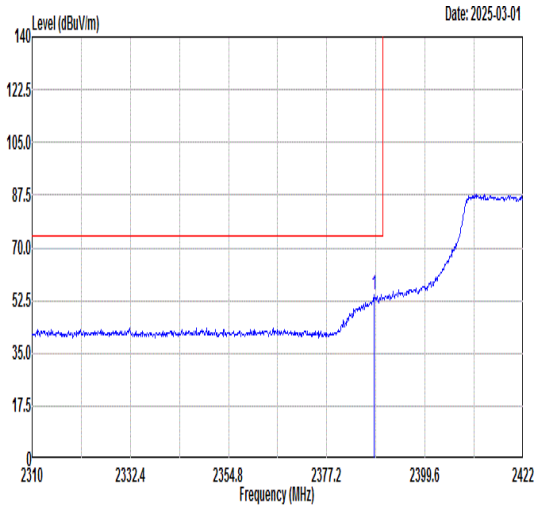 Freq Level Limit Line Margin Read Level Ant Factor Cable Loss Preamp Factor APos TPos Remark 1 2388.06 54.57 74.00 -19.43 52.57 30.78 5.36 34.14 386 42 PEAK	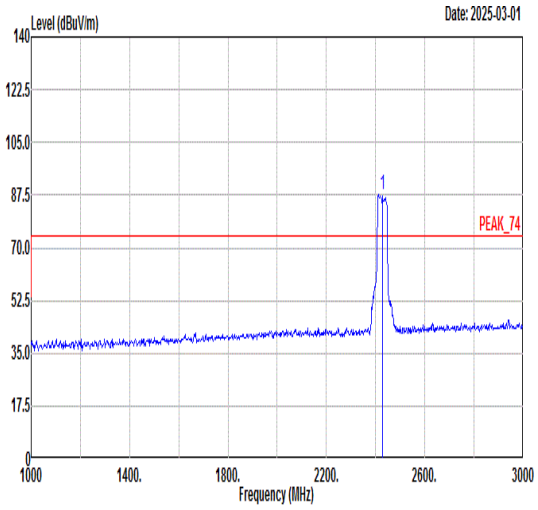 Freq Level Limit Line Margin Read Level Ant Factor Cable Loss Preamp Factor APos TPos Remark 1 2427.00 87.50 ------ ------ 85.48 30.78 5.38 34.14 386 42 PEAK
Avg	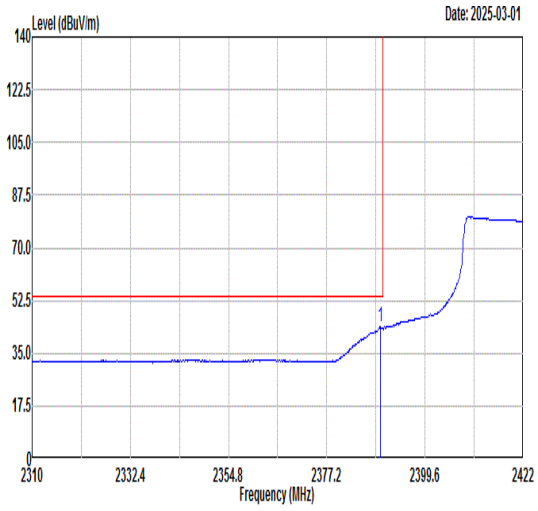 Freq Level Limit Line Margin Read Level Ant Factor Cable Loss Preamp Factor APos TPos Remark 1 2389.41 44.02 54.00 -9.98 42.02 30.78 5.36 34.14 386 42 AVERAGE	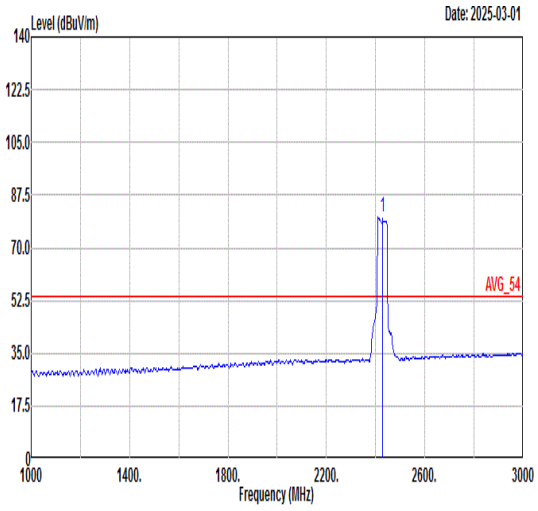 Freq Level Limit Line Margin Read Level Ant Factor Cable Loss Preamp Factor APos TPos Remark 1 2427.00 80.19 ------ ------ 78.17 30.78 5.38 34.14 386 42 AVERAGE

Mode	121	
	Band Edge - R	
	2400-2483.5_802.11n HT40_CH04_2427MHz	
ANT	1	
Pol.	Horizontal	Fundamental
Peak	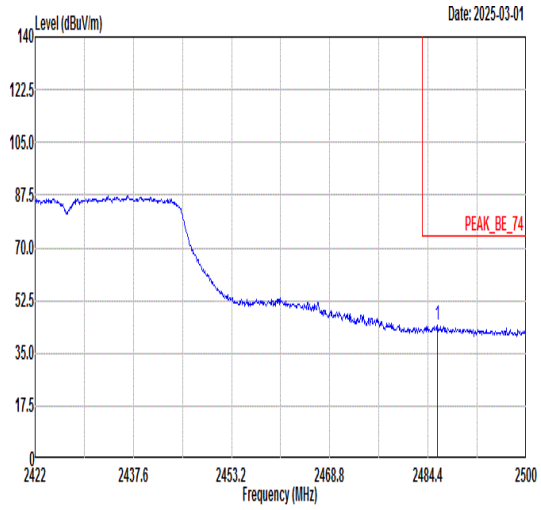 Freq Level Limit Line Margin Read Level Ant Factor Cable Loss Preamp Factor APos TPos Remark MHz dBuV/m dBuV/m dB dBuV dB/m dB dB cm deg 1 2485.88 44.12 74.00 -29.88 41.97 30.80 5.46 34.11 386 42 PEAK	Blank
Avg	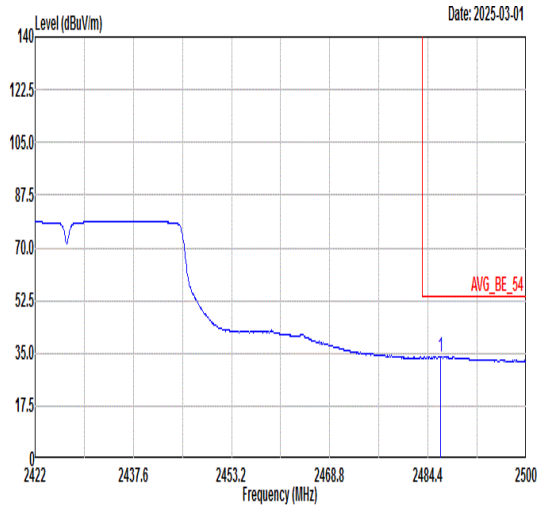 Freq Level Limit Line Margin Read Level Ant Factor Cable Loss Preamp Factor APos TPos Remark MHz dBuV/m dBuV/m dB dBuV dB/m dB dB cm deg 1 2486.43 33.88 54.00 -20.12 31.73 30.80 5.46 34.11 386 42 AVERAGE	Blank

Mode	121	
	Band Edge - L	
	2400-2483.5_802.11n HT40_CH04_2427MHz	
ANT	1	
Pol.	Vertical	Fundamental
Peak	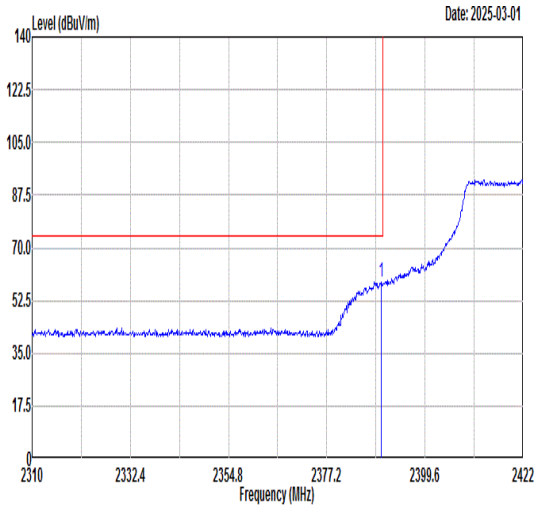 Freq Level Limit Line Margin Read Level Ant Factor Cable Loss Preamp Factor APos TPos Remark MHz dBuV/m dBuV/m dB dBuV dB/m dB dB cm deg 1 2389.63 58.62 74.00 -15.38 56.62 30.78 5.36 34.14 349 149 PEAK	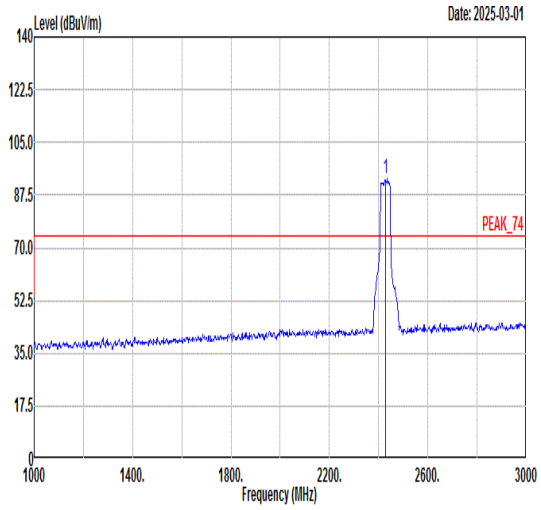 Freq Level Limit Line Margin Read Level Ant Factor Cable Loss Preamp Factor APos TPos Remark MHz dBuV/m dBuV/m dB dBuV dB/m dB dB cm deg 1 2427.00 92.72 ------ ------ 90.65 30.79 5.41 34.13 349 149 PEAK
Avg	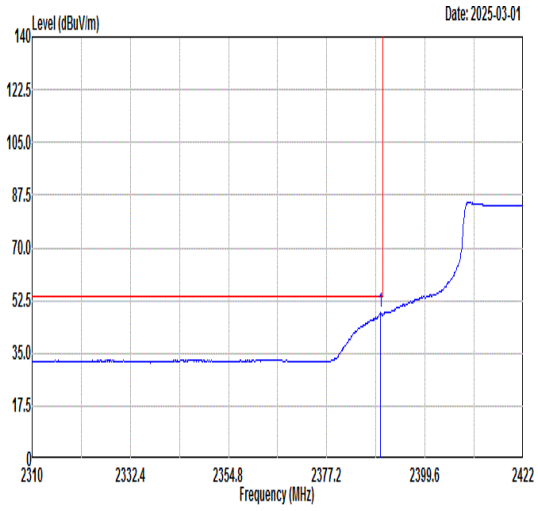 Freq Level Limit Line Margin Read Level Ant Factor Cable Loss Preamp Factor APos TPos Remark MHz dBuV/m dBuV/m dB dBuV dB/m dB dB cm deg 1 2389.41 48.46 54.00 -5.54 46.46 30.78 5.36 34.14 349 149 AVERAGE	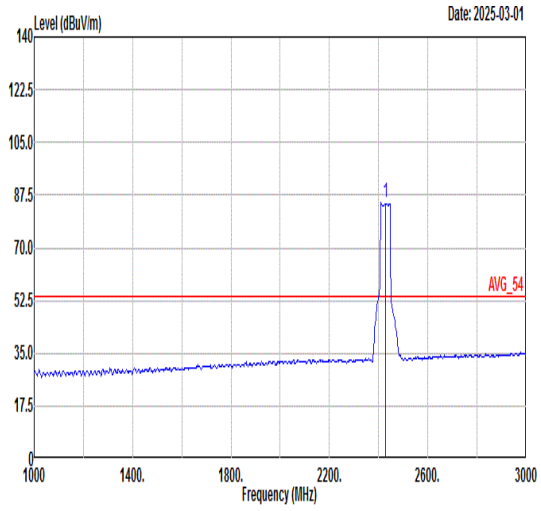 Freq Level Limit Line Margin Read Level Ant Factor Cable Loss Preamp Factor APos TPos Remark MHz dBuV/m dBuV/m dB dBuV dB/m dB dB cm deg 1 2427.00 84.89 ------ ------ 82.87 30.78 5.38 34.14 349 149 AVERAGE

Mode	121	
	Band Edge - R	
	2400-2483.5_802.11n HT40_CH04_2427MHz	
ANT	1	
Pol.	Vertical	Fundamental
Peak	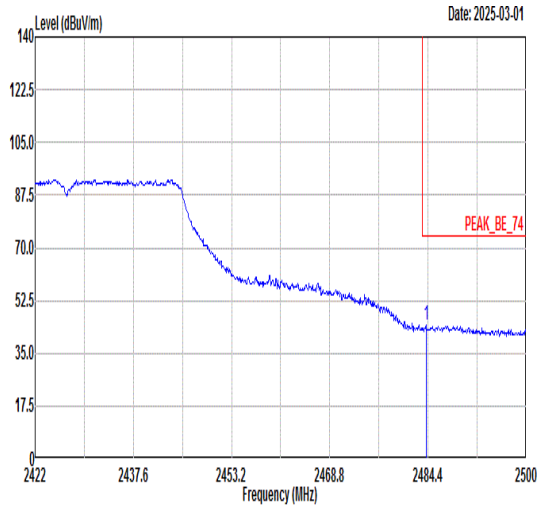 Freq Level Limit Line Margin Read Level Ant Factor Cable Loss Preamp Factor APos TPos Remark MHz dBuV/m dBuV/m dB dBuV dB/m dB dB cm deg 1 2484.09 44.40 74.00 -29.60 42.25 30.80 5.46 34.11 349 149 PEAK	Blank
Avg	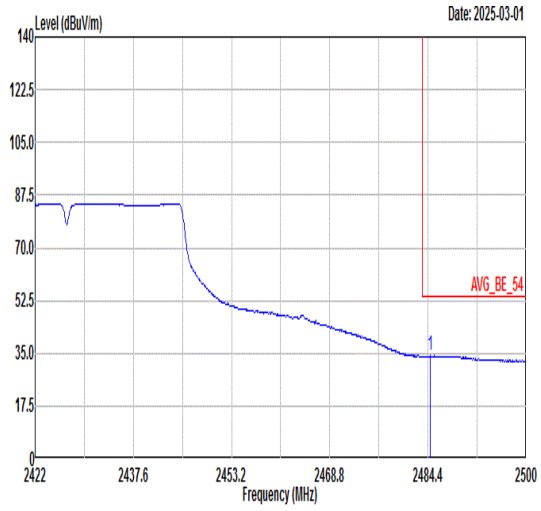 Freq Level Limit Line Margin Read Level Ant Factor Cable Loss Preamp Factor APos TPos Remark MHz dBuV/m dBuV/m dB dBuV dB/m dB dB cm deg 1 2484.71 34.11 54.00 -19.89 31.96 30.80 5.46 34.11 349 149 AVERAGE	Blank

Mode	122	
	Band Edge - L	
	2400-2483.5_802.11n HT40_CH05_2432MHz	
ANT	1	
Pol.	Horizontal	Fundamental
Peak	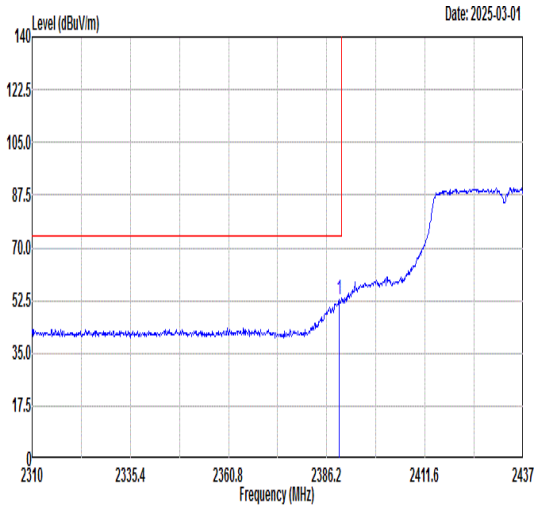 Freq Level Limit Line Margin Read Level Ant Factor Cable Loss Preamp Factor APos TPos Remark MHz dBuV/m dBuV/m dB dBuV dB/m dB dB cm deg 1 2389.38 53.06 74.00 -20.94 51.06 30.78 5.36 34.14 400 230 PEAK	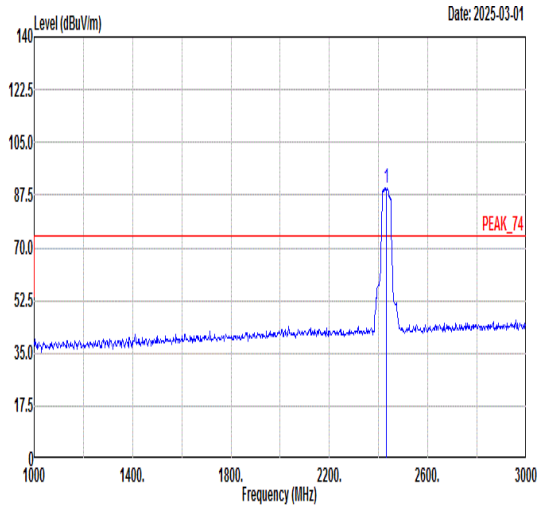 Freq Level Limit Line Margin Read Level Ant Factor Cable Loss Preamp Factor APos TPos Remark MHz dBuV/m dBuV/m dB dBuV dB/m dB dB cm deg 1 2432.00 90.00 ------ ------ 87.94 30.79 5.40 34.13 400 230 PEAK
Avg	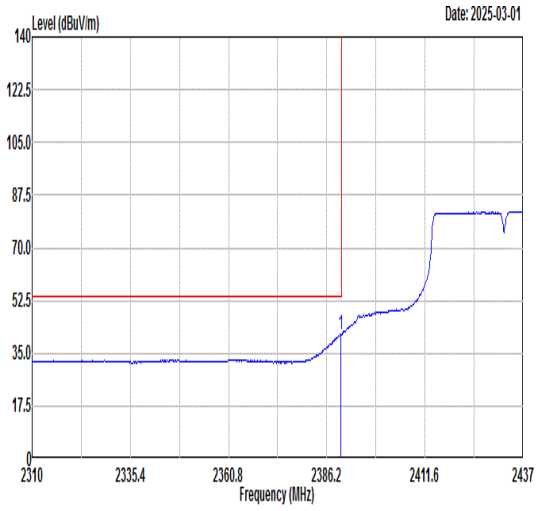 Freq Level Limit Line Margin Read Level Ant Factor Cable Loss Preamp Factor APos TPos Remark MHz dBuV/m dBuV/m dB dBuV dB/m dB dB cm deg 1 2389.76 41.27 54.00 -12.73 39.27 30.78 5.36 34.14 400 230 AVERAGE	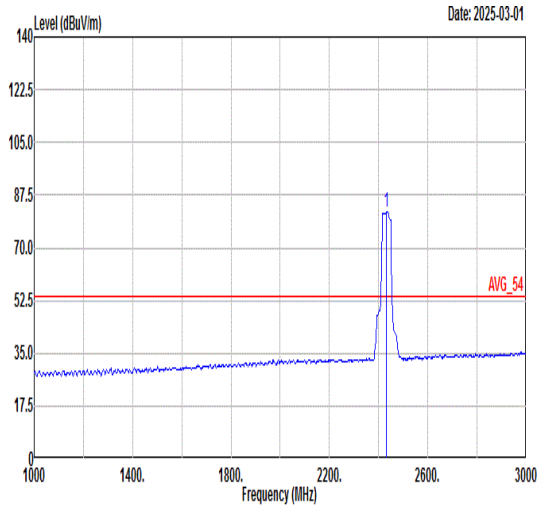 Freq Level Limit Line Margin Read Level Ant Factor Cable Loss Preamp Factor APos TPos Remark MHz dBuV/m dBuV/m dB dBuV dB/m dB dB cm deg 1 2432.00 81.83 ------ ------ 79.76 30.79 5.41 34.13 400 230 AVERAGE

Mode	122	
	Band Edge - R	
	2400-2483.5_802.11n HT40_CH05_2432MHz	
ANT	1	
Pol.	Horizontal	Fundamental
Peak	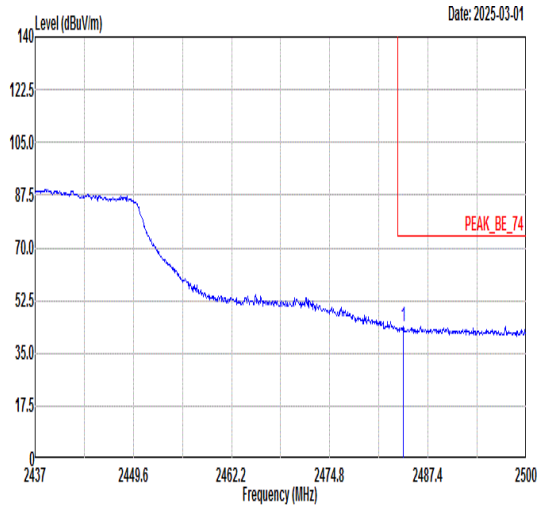 Limit Read Ant Cable Preamp APos TPos Freq Level Line Margin Level Factor Loss Factor Remark MHz dBuV/m dBuV/m dB dBuV dB/m dB dB cm deg 1 2484.19 43.77 74.00 -30.23 41.62 30.80 5.46 34.11 400 230 PEAK	Blank
Avg	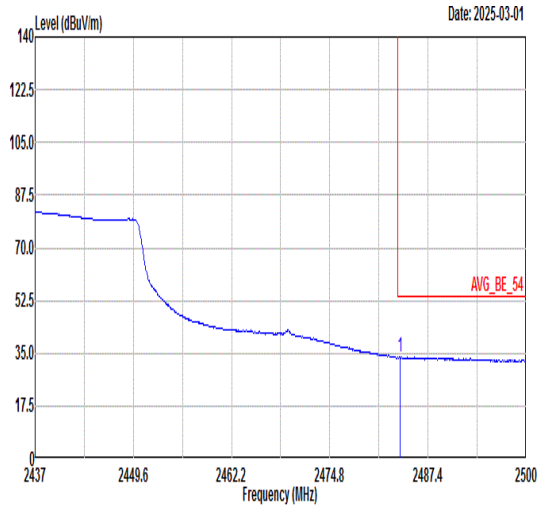 Limit Read Ant Cable Preamp APos TPos Freq Level Line Margin Level Factor Loss Factor Remark MHz dBuV/m dBuV/m dB dBuV dB/m dB dB cm deg 1 2483.81 33.67 54.00 -20.33 31.52 30.80 5.46 34.11 400 230 AVERAGE	Blank

Mode	122	
	Band Edge - L	
	2400-2483.5_802.11n HT40_CH05_2432MHz	
ANT	1	
Pol.	Vertical	Fundamental
Peak	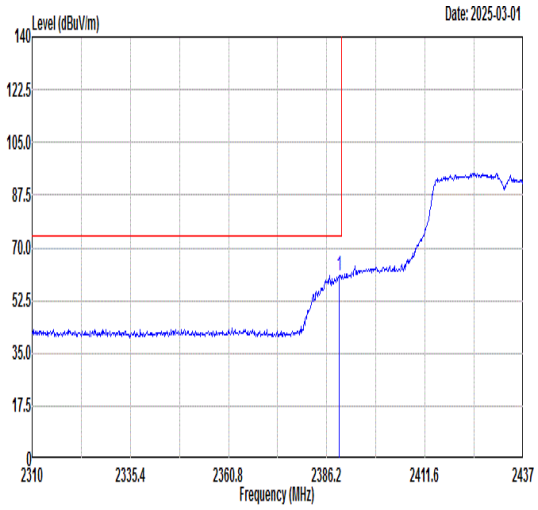 Freq Level Limit Line Margin Read Level Ant Factor Cable Loss Preamp Factor APos TPos Remark 1 2389.38 60.91 74.00 -13.09 58.91 30.78 5.36 34.14 309 152 PEAK	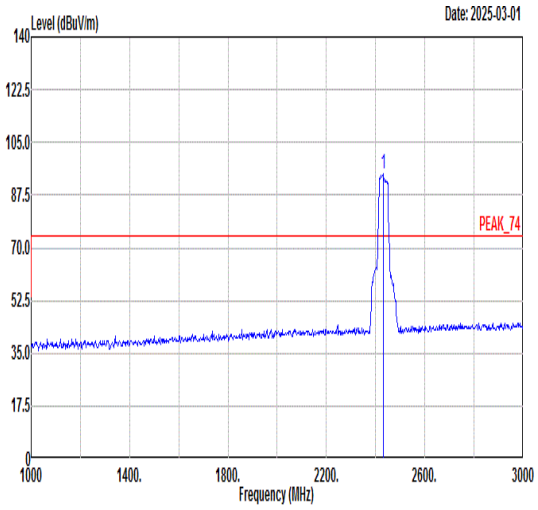 Freq Level Limit Line Margin Read Level Ant Factor Cable Loss Preamp Factor APos TPos Remark 1 2432.00 94.68 ------ ------ 92.62 30.79 5.40 34.13 309 152 PEAK
Avg	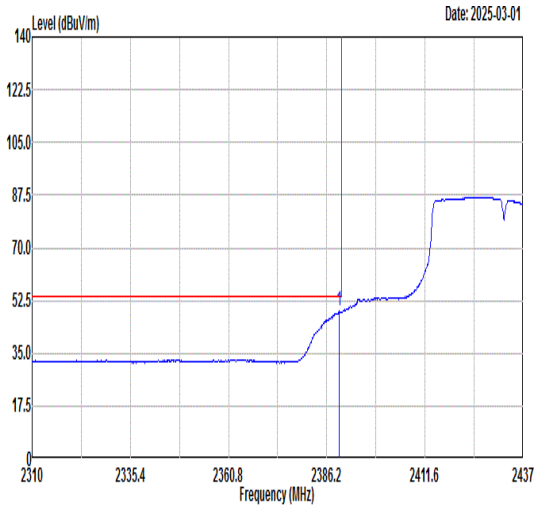 Freq Level Limit Line Margin Read Level Ant Factor Cable Loss Preamp Factor APos TPos Remark 1 2389.50 48.89 54.00 -5.11 46.89 30.78 5.36 34.14 309 152 AVERAGE	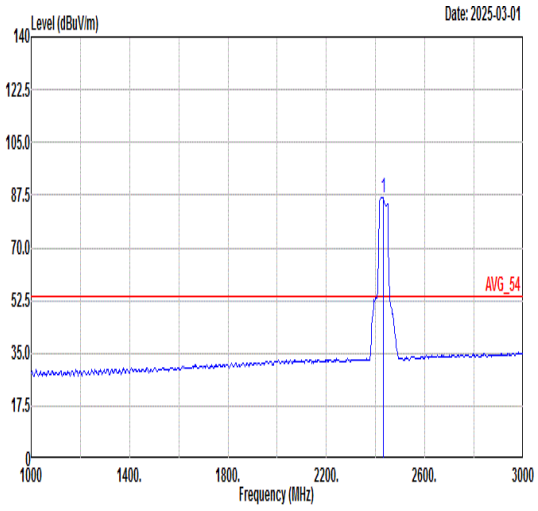 Freq Level Limit Line Margin Read Level Ant Factor Cable Loss Preamp Factor APos TPos Remark 1 2432.00 86.71 ------ ------ 84.67 30.78 5.39 34.13 309 152 AVERAGE

Mode	122	
	Band Edge - R	
	2400-2483.5_802.11n HT40_CH05_2432MHz	
ANT	1	
Pol.	Vertical	Fundamental
Peak	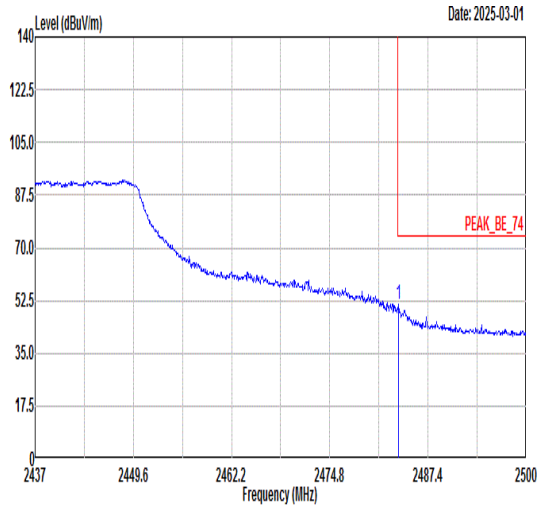 Limit Read Ant Cable Preamp APos TPos Freq Level Line Margin Level Factor Loss Factor Remark MHz dBuV/m dBuV/m dB dBuV dB/m dB dB cm deg 1 2483.62 51.09 74.00 -22.91 48.94 30.80 5.46 34.11 309 152 PEAK	Blank
Avg	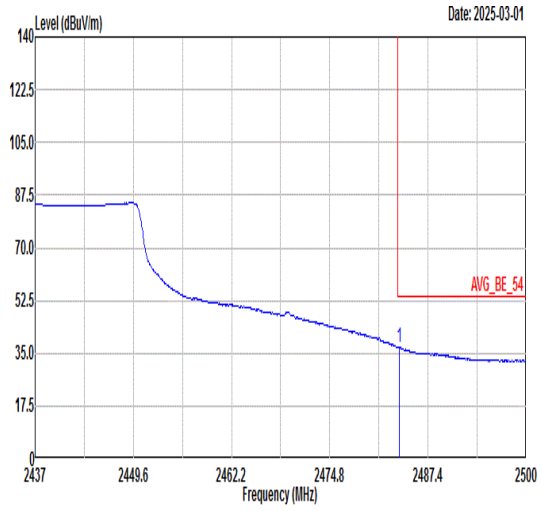 Limit Read Ant Cable Preamp APos TPos Freq Level Line Margin Level Factor Loss Factor Remark MHz dBuV/m dBuV/m dB dBuV dB/m dB dB cm deg 1 2483.68 37.09 54.00 -16.91 34.94 30.80 5.46 34.11 309 152 AVERAGE	Blank

Mode	123	
	Band Edge - L	
	2400-2483.5_802.11n HT40_CH06_2437MHz	
ANT	1	
Pol.	Horizontal	Fundamental
Peak	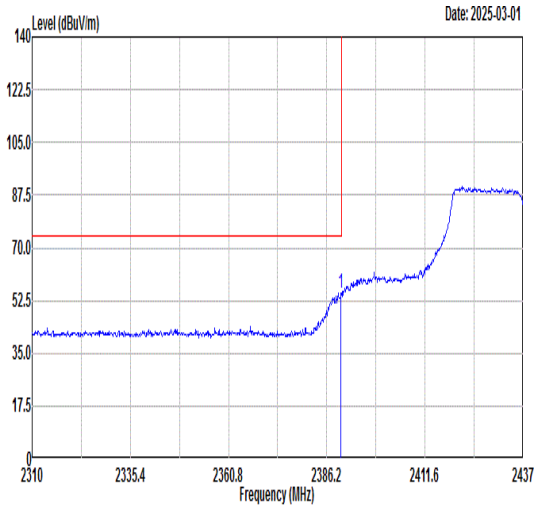 Freq Level Limit Line Margin Read Level Ant Factor Cable Loss Preamp Factor APos TPos Remark MHz dBuV/m dBuV/m dB dBuV dB/m dB dB cm deg 1 2389.88 54.92 74.00 -19.08 52.92 30.78 5.36 34.14 400 236 PEAK	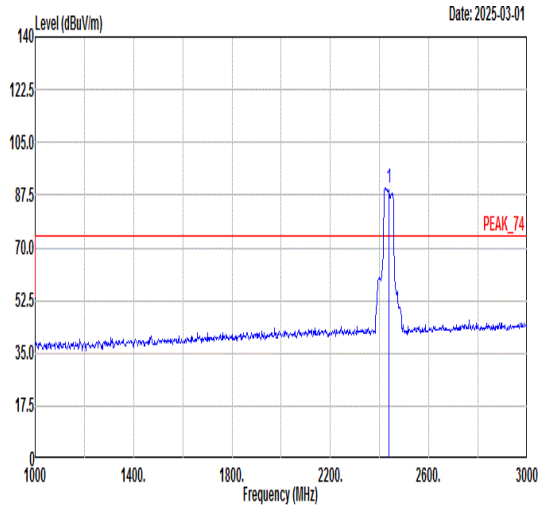 Freq Level Limit Line Margin Read Level Ant Factor Cable Loss Preamp Factor APos TPos Remark MHz dBuV/m dBuV/m dB dBuV dB/m dB dB cm deg 1 2437.00 89.73 ------ ------ 87.69 30.78 5.39 34.13 400 236 PEAK
Avg	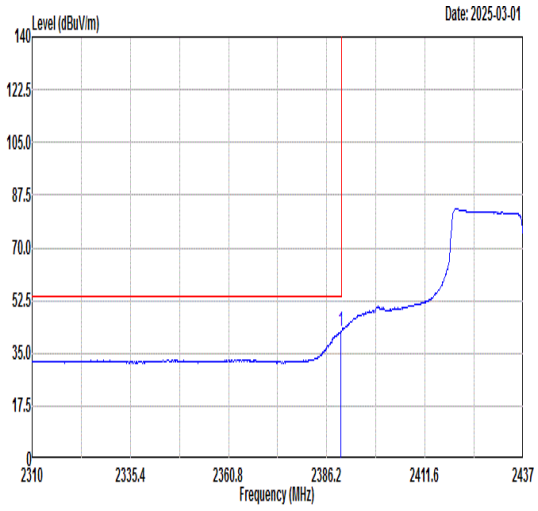 Freq Level Limit Line Margin Read Level Ant Factor Cable Loss Preamp Factor APos TPos Remark MHz dBuV/m dBuV/m dB dBuV dB/m dB dB cm deg 1 2389.88 42.22 54.00 -11.78 40.22 30.78 5.36 34.14 400 236 AVERAGE	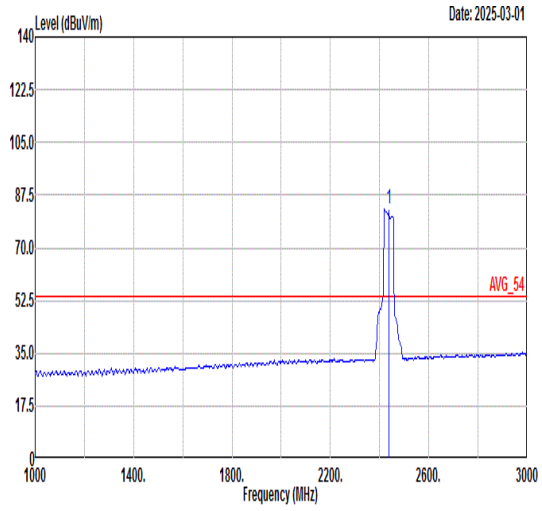 Freq Level Limit Line Margin Read Level Ant Factor Cable Loss Preamp Factor APos TPos Remark MHz dBuV/m dBuV/m dB dBuV dB/m dB dB cm deg 1 2437.00 82.78 ------ ------ 80.74 30.78 5.39 34.13 400 236 AVERAGE

Mode	123	
	Band Edge - R	
	2400-2483.5_802.11n HT40_CH06_2437MHz	
ANT	1	
Pol.	Horizontal	Fundamental
Peak	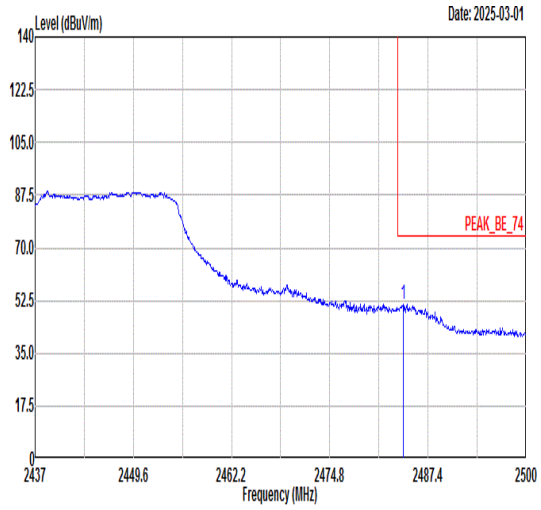 Freq Level Limit Line Margin Read Level Ant Factor Cable Loss Preamp Factor APos TPos Remark MHz dBuV/m dBuV/m dB dBuV dB/m dB dB cm deg 1 2484.19 51.37 74.00 -22.63 49.22 30.80 5.46 34.11 400 236 PEAK	Blank
Avg	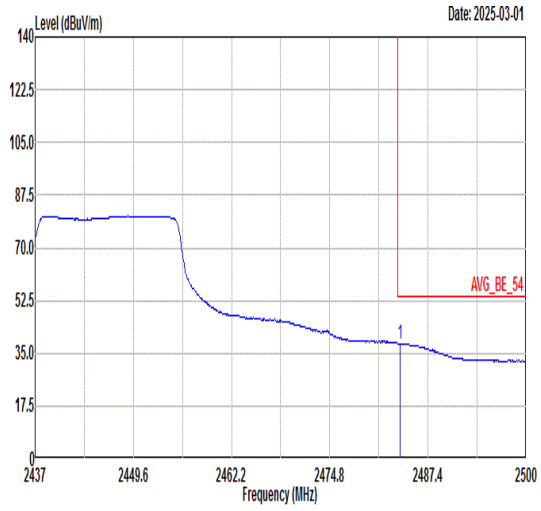 Freq Level Limit Line Margin Read Level Ant Factor Cable Loss Preamp Factor APos TPos Remark MHz dBuV/m dBuV/m dB dBuV dB/m dB dB cm deg 1 2483.81 38.28 54.00 -15.72 36.13 30.80 5.46 34.11 400 236 AVERAGE	Blank

Mode	123	
	Band Edge - L	
	2400-2483.5_802.11n HT40_CH06_2437MHz	
ANT	1	
Pol.	Vertical	Fundamental
Peak	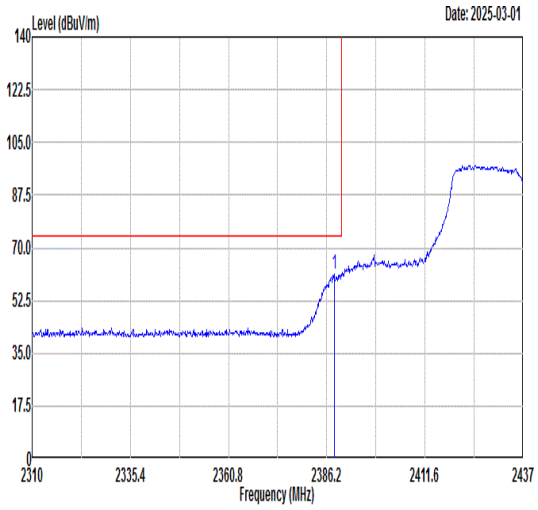 Freq Level Limit Line Margin Read Level Ant Factor Cable Loss Preamp Factor APos TPos Remark MHz dBuV/m dBuV/m dB dBuV dB/m dB dB cm deg 1 2388.11 61.03 74.00 -12.97 59.03 30.78 5.36 34.14 307 148 PEAK	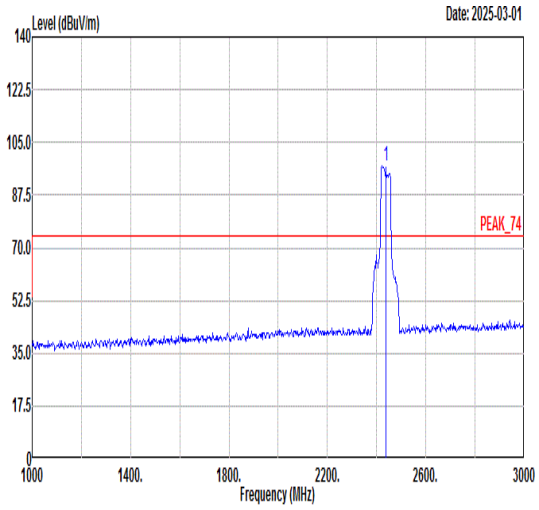 Freq Level Limit Line Margin Read Level Ant Factor Cable Loss Preamp Factor APos TPos Remark MHz dBuV/m dBuV/m dB dBuV dB/m dB dB cm deg 1 2437.00 97.09 ------ ------ 95.05 30.78 5.39 34.13 307 148 PEAK
Avg	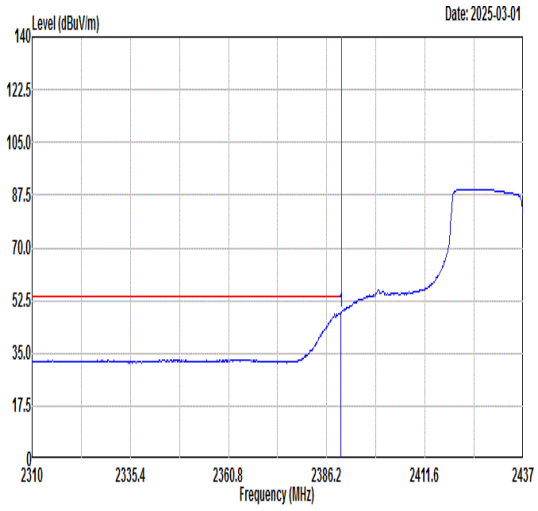 Freq Level Limit Line Margin Read Level Ant Factor Cable Loss Preamp Factor APos TPos Remark MHz dBuV/m dBuV/m dB dBuV dB/m dB dB cm deg 1 2389.88 48.47 54.00 -5.53 46.47 30.78 5.36 34.14 307 148 AVERAGE	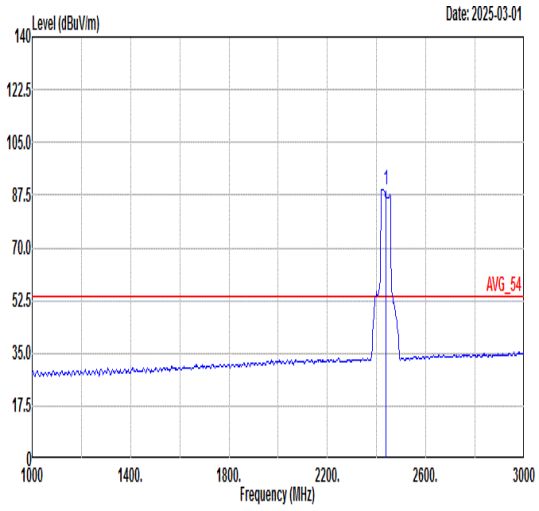 Freq Level Limit Line Margin Read Level Ant Factor Cable Loss Preamp Factor APos TPos Remark MHz dBuV/m dBuV/m dB dBuV dB/m dB dB cm deg 1 2437.00 89.42 ------ ------ 87.38 30.78 5.39 34.13 307 148 AVERAGE

Mode	123	
	Band Edge - R	
	2400-2483.5_802.11n HT40_CH06_2437MHz	
ANT	1	
Pol.	Vertical	Fundamental
Peak	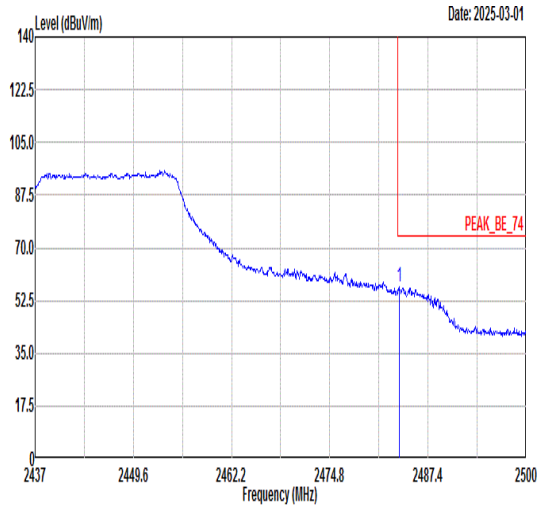 Freq Level Limit Line Margin Read Level Ant Factor Cable Loss Preamp Factor APos TPos Remark MHz dBuV/m dBuV/m dB dBuV dB/m dB dB cm deg 1 2483.68 56.90 74.00 -17.10 54.75 30.80 5.46 34.11 307 148 PEAK	Blank
Avg	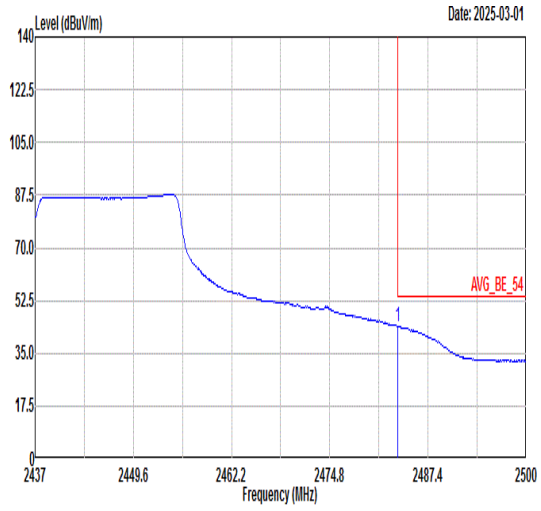 Freq Level Limit Line Margin Read Level Ant Factor Cable Loss Preamp Factor APos TPos Remark MHz dBuV/m dBuV/m dB dBuV dB/m dB dB cm deg 1 2483.56 43.86 54.00 -10.14 41.71 30.80 5.46 34.11 307 148 AVERAGE	Blank

Mode	124	
	Band Edge - L	
	2400-2483.5_802.11n HT40_CH08_2447MHz	
ANT	1	
Pol.	Horizontal	Fundamental
Peak	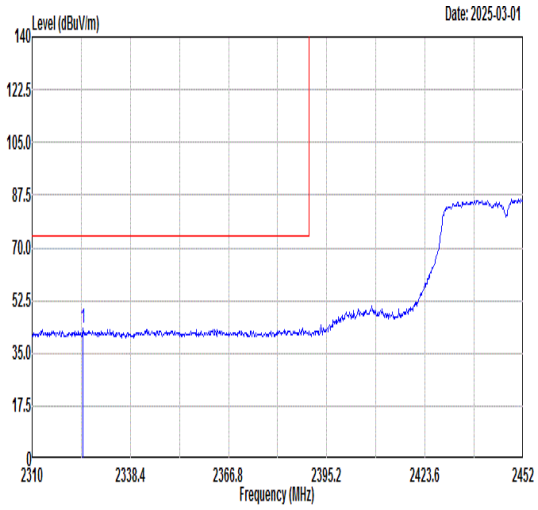 Freq Level Limit Line Margin (dB) Read Level Ant Factor Cable Loss Preamp Factor APos TPos Remark 1 2324.77 43.25 74.00 -30.75 41.36 30.76 5.30 34.17 400 186 PEAK	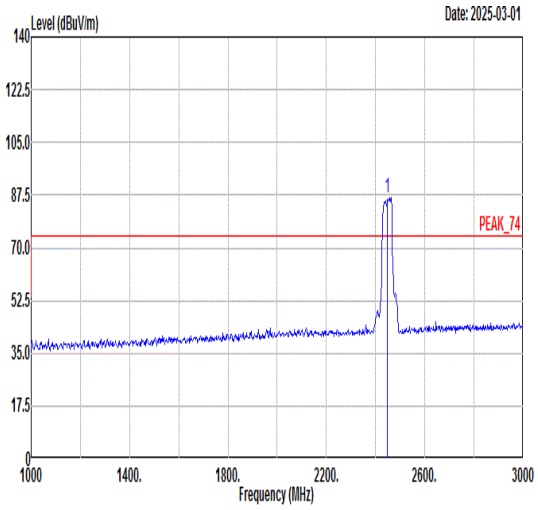 Freq Level Limit Line Margin (dB) Read Level Ant Factor Cable Loss Preamp Factor APos TPos Remark 1 2447.00 86.52 ------ ------ 84.42 30.79 5.43 34.12 400 186 PEAK
Avg	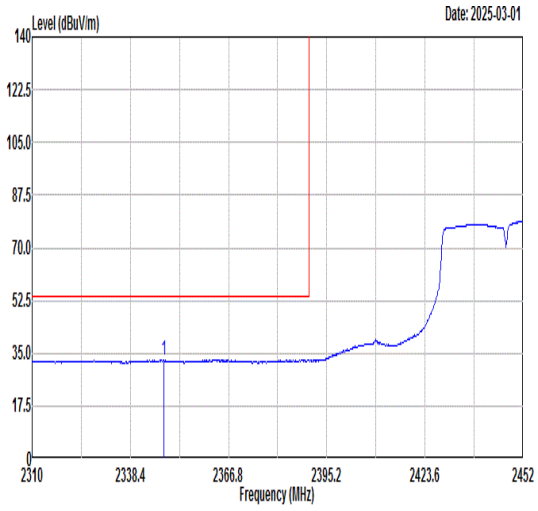 Freq Level Limit Line Margin (dB) Read Level Ant Factor Cable Loss Preamp Factor APos TPos Remark 1 2348.06 32.86 54.00 -21.14 30.93 30.77 5.32 34.16 400 186 AVERAGE	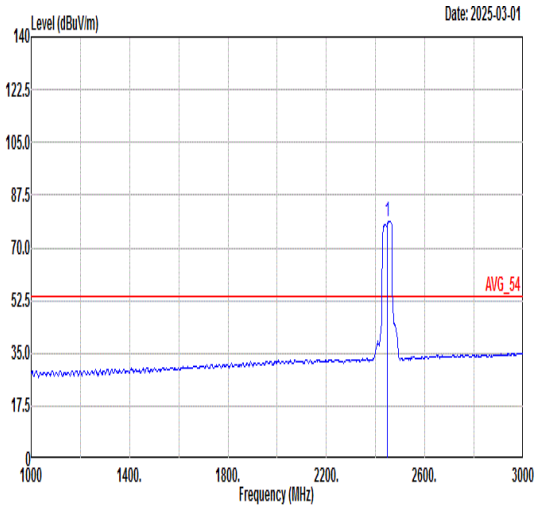 Freq Level Limit Line Margin (dB) Read Level Ant Factor Cable Loss Preamp Factor APos TPos Remark 1 2447.00 78.90 ------ ------ 76.80 30.79 5.43 34.12 400 186 AVERAGE

Mode	124	
	Band Edge - R	
	2400-2483.5_802.11n HT40_CH08_2447MHz	
ANT	1	
Pol.	Horizontal	Fundamental
Peak	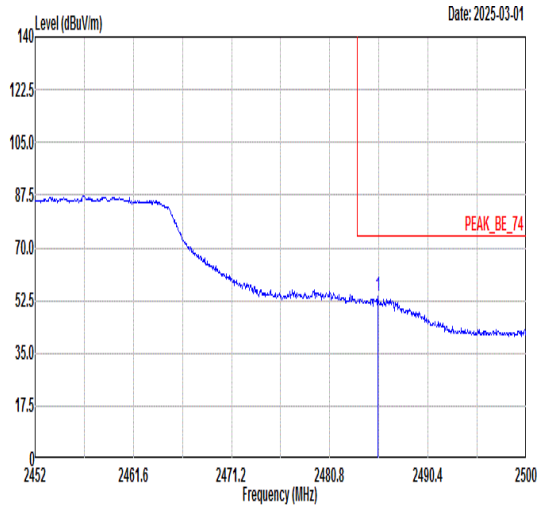 Freq Level Limit Line Margin (dB) Read Level Ant Factor Cable Loss Preamp Factor APos TPos Remark MHz dBuV/m dBuV/m dBuV dB/m dB dB cm deg 1 2485.50 53.77 74.00 -20.23 51.62 30.80 5.46 34.11 400 186 PEAK	Blank
Avg	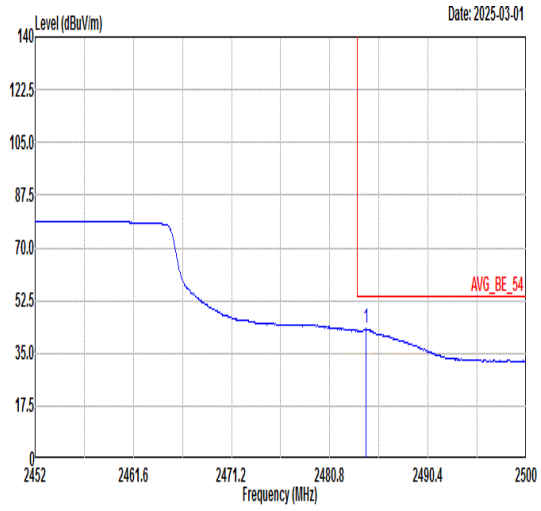 Freq Level Limit Line Margin (dB) Read Level Ant Factor Cable Loss Preamp Factor APos TPos Remark MHz dBuV/m dBuV/m dBuV dB/m dB dB cm deg 1 2484.30 43.29 54.00 -10.71 41.14 30.80 5.46 34.11 400 186 AVERAGE	Blank

Mode	124	
	Band Edge - L	
	2400-2483.5_802.11n HT40_CH08_2447MHz	
ANT	1	
Pol.	Vertical	Fundamental
Peak	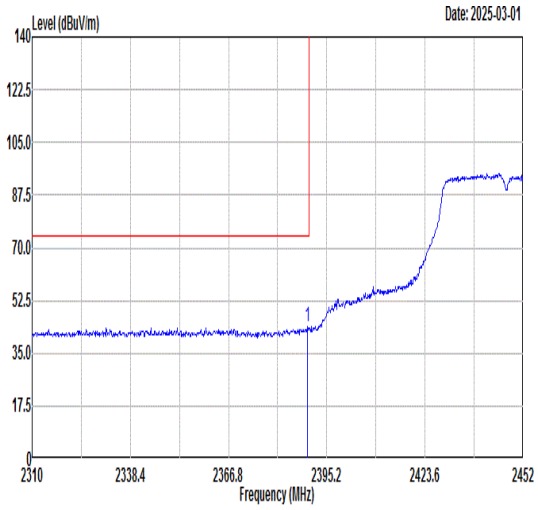 Freq Level Limit Line Margin (dB) Read Level Ant Factor Cable Loss Preamp Factor APos TPos Remark MHz dBuV/m dBuV/m dBuV dB/m dB dB cm deg 1 2389.52 43.65 74.00 -30.35 41.65 30.78 5.36 34.14 369 118 PEAK	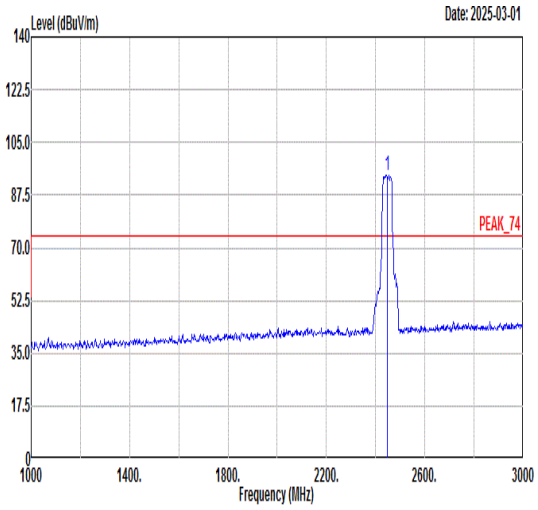 Freq Level Limit Line Margin (dB) Read Level Ant Factor Cable Loss Preamp Factor APos TPos Remark MHz dBuV/m dBuV/m dBuV dB/m dB dB cm deg 1 2447.00 94.03 ------ ------ 91.95 30.79 5.41 34.12 369 118 PEAK
Avg	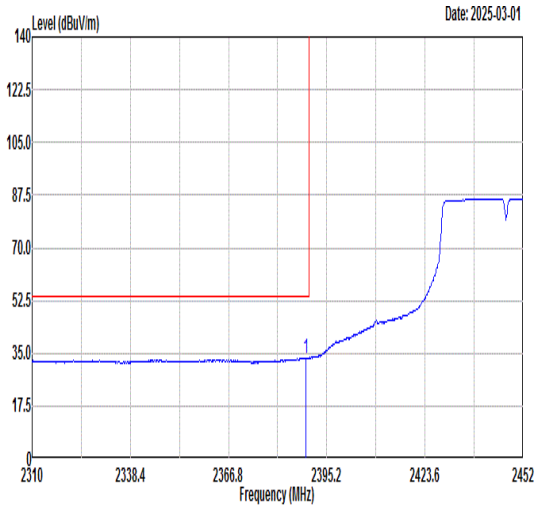 Freq Level Limit Line Margin (dB) Read Level Ant Factor Cable Loss Preamp Factor APos TPos Remark MHz dBuV/m dBuV/m dBuV dB/m dB dB cm deg 1 2389.09 33.42 54.00 -20.58 31.42 30.78 5.36 34.14 369 118 AVERAGE	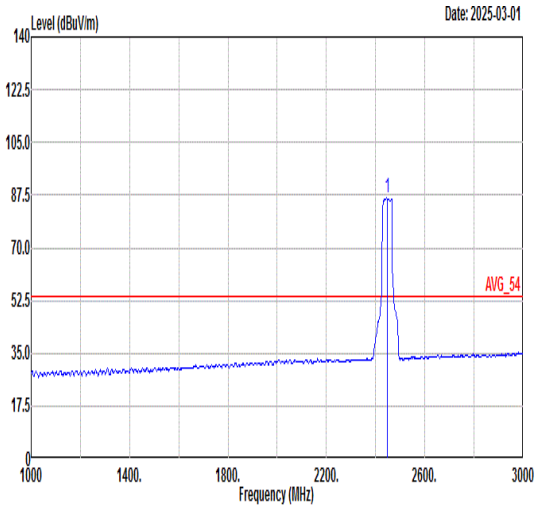 Freq Level Limit Line Margin (dB) Read Level Ant Factor Cable Loss Preamp Factor APos TPos Remark MHz dBuV/m dBuV/m dBuV dB/m dB dB cm deg 1 2447.00 86.41 ------ ------ 84.32 30.79 5.42 34.12 369 118 AVERAGE

Mode	124	
	Band Edge - R	
	2400-2483.5_802.11n HT40_CH08_2447MHz	
ANT	1	
Pol.	Vertical	Fundamental
Peak	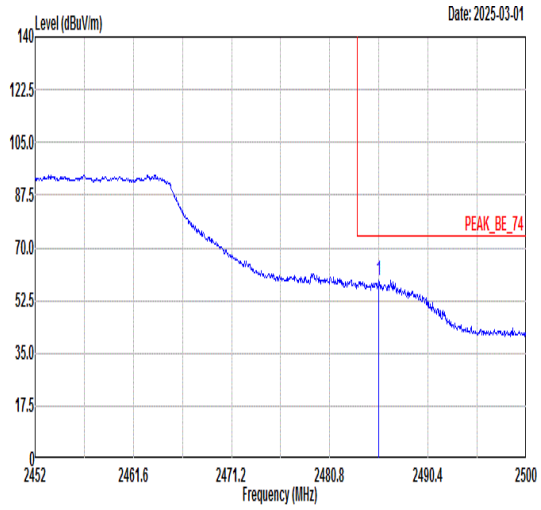 Freq Level Limit Line Margin (dB) Read Level Ant Factor Cable Loss Preamp Factor APos TPos Remark MHz dBuV/m dBuV/m dBuV dB/m dB dB cm deg 1 2485.60 59.03 74.00 -14.97 56.88 30.80 5.46 34.11 369 118 PEAK	Blank
Avg	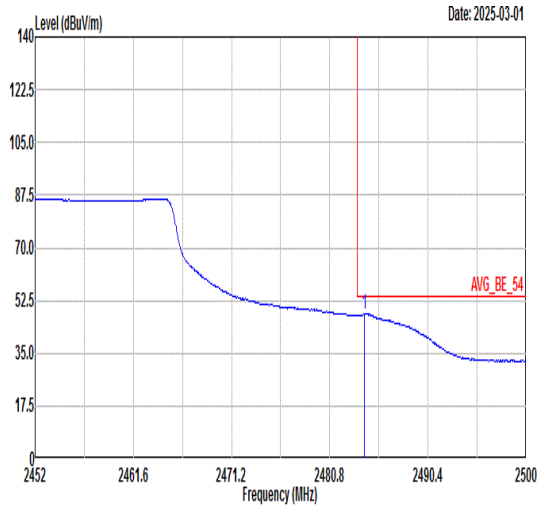 Freq Level Limit Line Margin (dB) Read Level Ant Factor Cable Loss Preamp Factor APos TPos Remark MHz dBuV/m dBuV/m dBuV dB/m dB dB cm deg 1 2484.16 48.32 54.00 -5.68 46.17 30.80 5.46 34.11 369 118 AVERAGE	Blank

Mode	125	
	Band Edge - L	
	2400-2483.5_802.11n HT40_CH07_2442MHz	
ANT	1	
Pol.	Horizontal	Fundamental
Peak	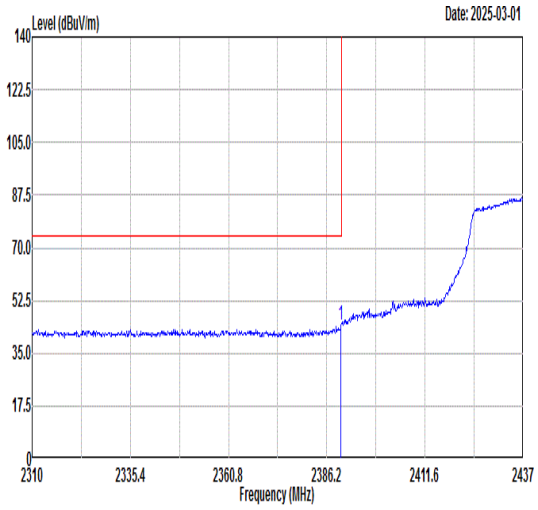 Freq Level Limit Line Margin (dB) Read Level Ant Factor Cable Loss Preamp Factor APos TPos Remark 1 2389.88 44.18 74.00 -29.82 42.18 30.78 5.36 34.14 353 184 PEAK	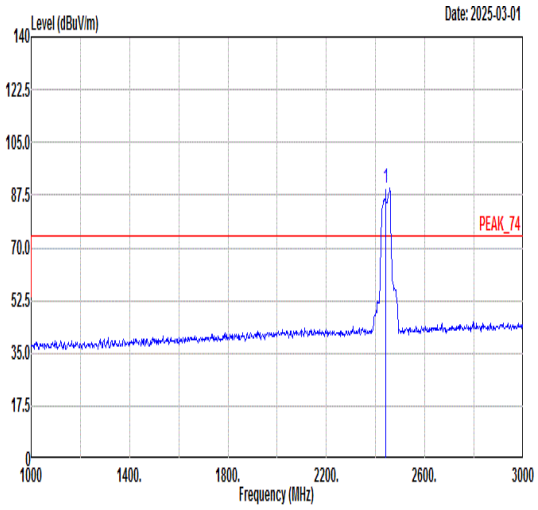 Freq Level Limit Line Margin (dB) Read Level Ant Factor Cable Loss Preamp Factor APos TPos Remark 1 2442.00 89.75 ------ ------ 87.65 30.79 5.43 34.12 353 184 PEAK
Avg	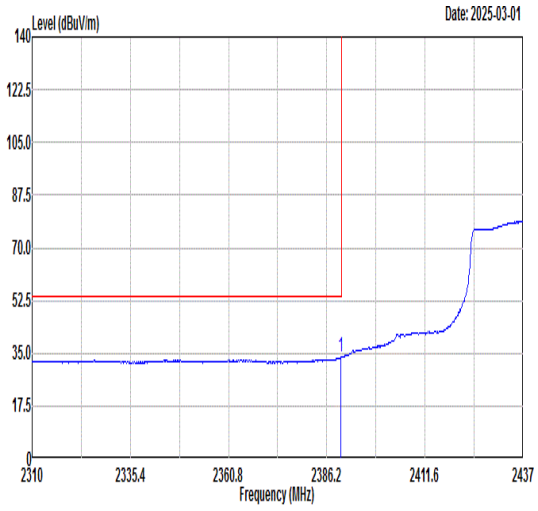 Freq Level Limit Line Margin (dB) Read Level Ant Factor Cable Loss Preamp Factor APos TPos Remark 1 2389.76 33.62 54.00 -20.38 31.62 30.78 5.36 34.14 353 184 AVERAGE	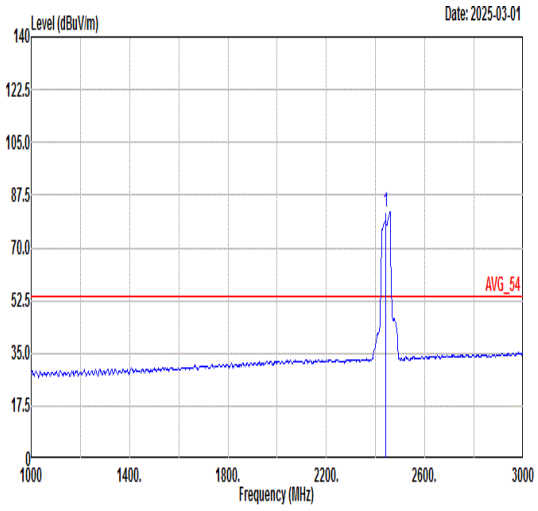 Freq Level Limit Line Margin (dB) Read Level Ant Factor Cable Loss Preamp Factor APos TPos Remark 1 2442.00 81.73 ------ ------ 79.63 30.79 5.43 34.12 353 184 AVERAGE

Mode	125	
	Band Edge - R	
	2400-2483.5_802.11n HT40_CH07_2442MHz	
ANT	1	
Pol.	Horizontal	Fundamental
Peak	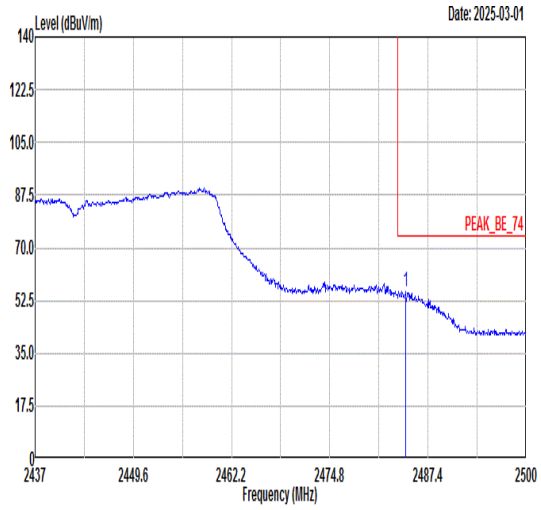 Freq Level Limit Line Margin (dB) Read Level Ant Factor Cable Loss Preamp Factor APos TPos Remark MHz dBuV/m dBuV/m dBuV dB/m dB dB cm deg 1 2484.57 55.27 74.00 -18.73 53.12 30.80 5.46 34.11 353 184 PEAK	Blank
Avg	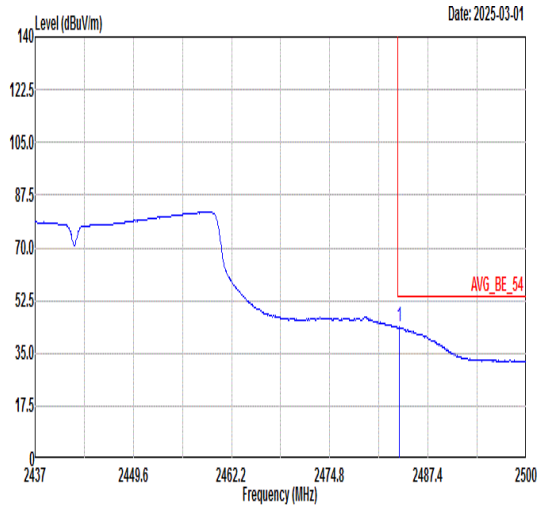 Freq Level Limit Line Margin (dB) Read Level Ant Factor Cable Loss Preamp Factor APos TPos Remark MHz dBuV/m dBuV/m dBuV dB/m dB dB cm deg 1 2483.68 43.75 54.00 -10.25 41.60 30.80 5.46 34.11 353 184 AVERAGE	Blank

Mode	125	
	Band Edge - L	
	2400-2483.5_802.11n HT40_CH07_2442MHz	
ANT	1	
Pol.	Vertical	Fundamental
Peak	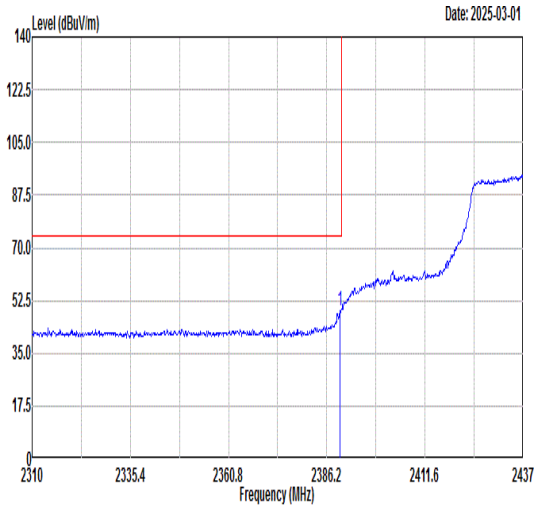 Freq Level Limit Line Margin (dB) Read Level Ant Factor Cable Loss Preamp Factor APos TPos Remark MHz dBuV/m dBuV/m dBuV dB/m dB dB cm deg 1 2389.63 49.15 74.00 -24.85 47.15 30.78 5.36 34.14 289 128 PEAK	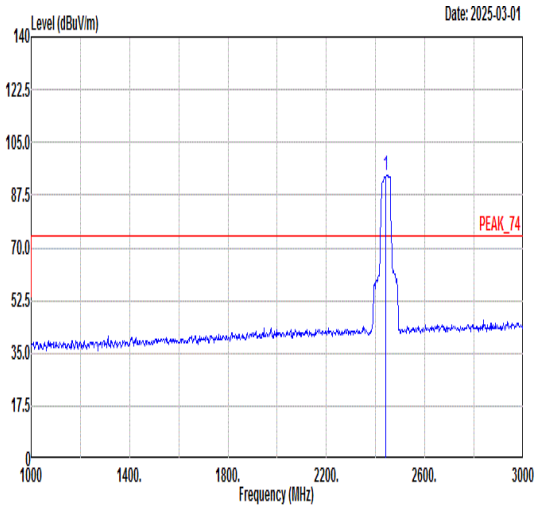 Freq Level Limit Line Margin (dB) Read Level Ant Factor Cable Loss Preamp Factor APos TPos Remark MHz dBuV/m dBuV/m dBuV dB/m dB dB cm deg 1 2442.00 94.22 ------ ------ 92.13 30.79 5.42 34.12 289 128 PEAK
Avg	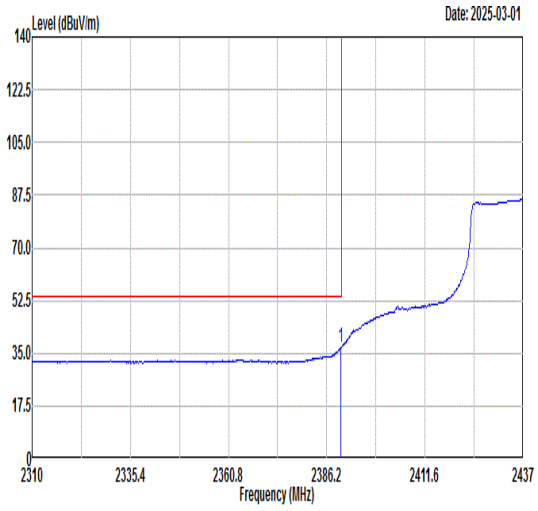 Freq Level Limit Line Margin (dB) Read Level Ant Factor Cable Loss Preamp Factor APos TPos Remark MHz dBuV/m dBuV/m dBuV dB/m dB dB cm deg 1 2389.88 36.93 54.00 -17.07 34.93 30.78 5.36 34.14 289 128 AVERAGE	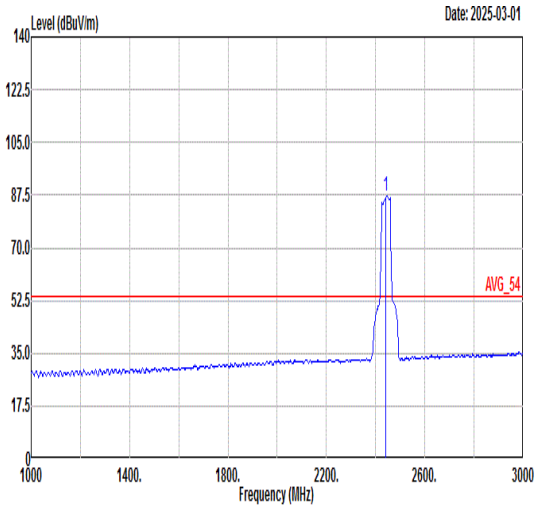 Freq Level Limit Line Margin (dB) Read Level Ant Factor Cable Loss Preamp Factor APos TPos Remark MHz dBuV/m dBuV/m dBuV dB/m dB dB cm deg 1 2442.00 86.98 ------ ------ 84.89 30.79 5.42 34.12 289 128 AVERAGE

Mode	125	
	Band Edge - R	
	2400-2483.5_802.11n HT40_CH07_2442MHz	
ANT	1	
Pol.	Vertical	Fundamental
Peak	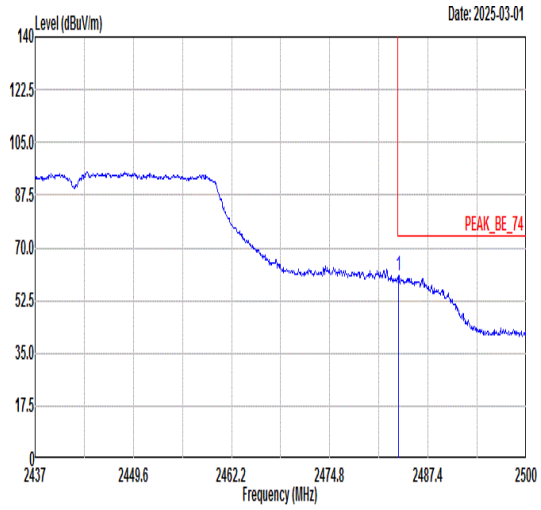 Freq Level Limit Line Margin (dB) Read Level Ant Factor Cable Loss Preamp Factor APos TPos Remark MHz dBuV/m dBuV/m dBuV dB/m dB dB cm deg 1 2483.62 60.86 74.00 -13.14 58.71 30.80 5.46 34.11 289 128 PEAK	Blank
Avg	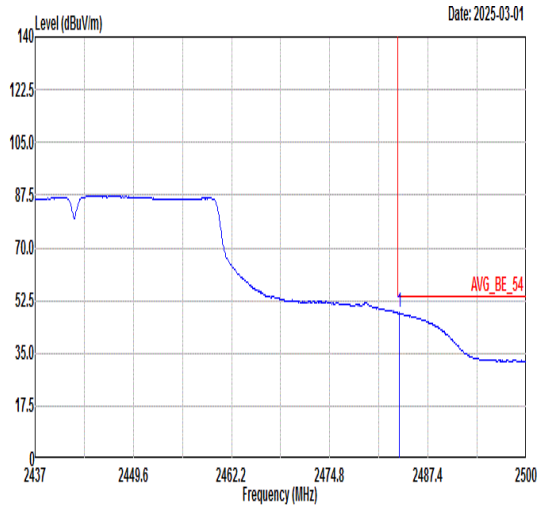 Freq Level Limit Line Margin (dB) Read Level Ant Factor Cable Loss Preamp Factor APos TPos Remark MHz dBuV/m dBuV/m dBuV dB/m dB dB cm deg 1 2483.68 48.38 54.00 -5.62 46.23 30.80 5.46 34.11 289 128 AVERAGE	Blank

Mode	126	
	Band Edge - L	
	2400-2483.5_802.11ax HE40_CH04_2427MHz	
ANT	1	
Pol.	Horizontal	Fundamental
Peak	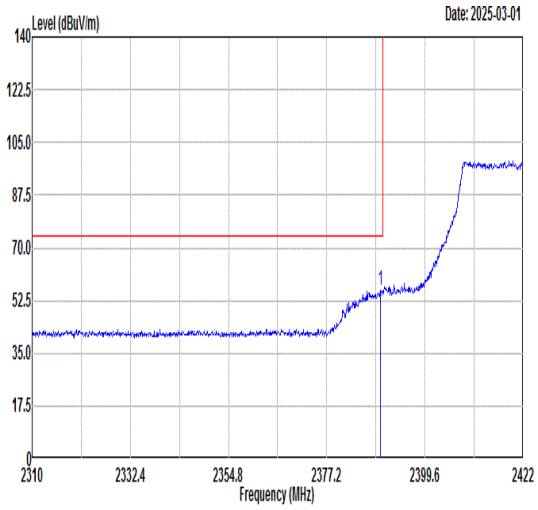 Freq Level Limit Line Margin (dB) Read Level Ant Factor Cable Loss Preamp Factor APos TPos Remark 1 2389.41 56.13 74.00 -17.87 54.13 30.78 5.36 34.14 381 41 PEAK	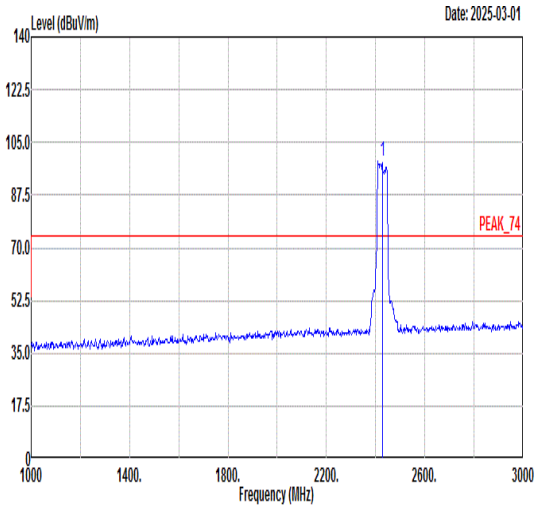 Freq Level Limit Line Margin (dB) Read Level Ant Factor Cable Loss Preamp Factor APos TPos Remark 1 2427.00 98.58 ------ ------ 96.56 30.78 5.38 34.14 381 41 PEAK
Avg	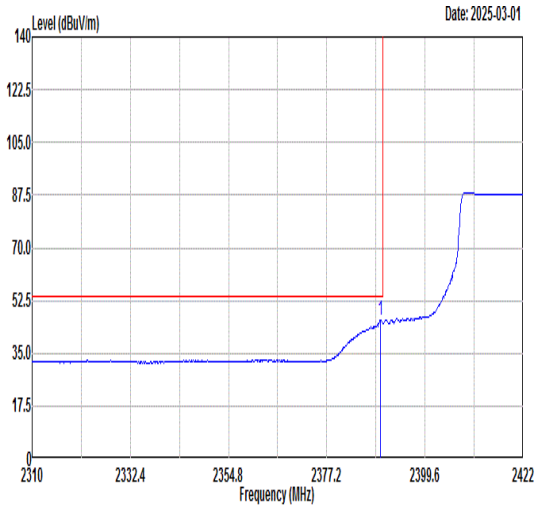 Freq Level Limit Line Margin (dB) Read Level Ant Factor Cable Loss Preamp Factor APos TPos Remark 1 2389.41 46.07 54.00 -7.93 44.07 30.78 5.36 34.14 381 41 AVERAGE	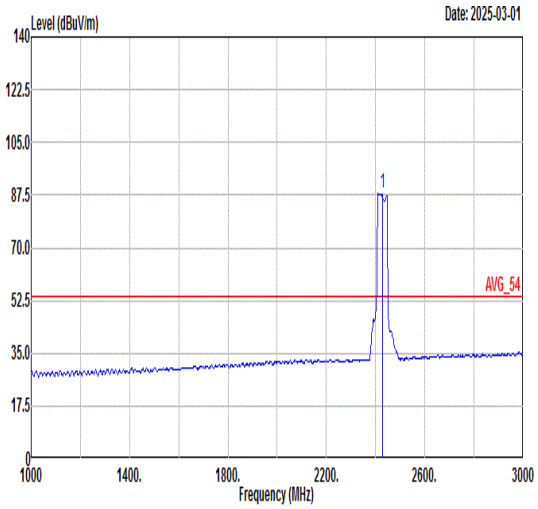 Freq Level Limit Line Margin (dB) Read Level Ant Factor Cable Loss Preamp Factor APos TPos Remark 1 2427.00 88.18 ------ ------ 86.17 30.78 5.37 34.14 381 41 AVERAGE

Mode	126	
	Band Edge - R	
	2400-2483.5_802.11ax HE40_CH04_2427MHz	
ANT	1	
Pol.	Horizontal	Fundamental
Peak	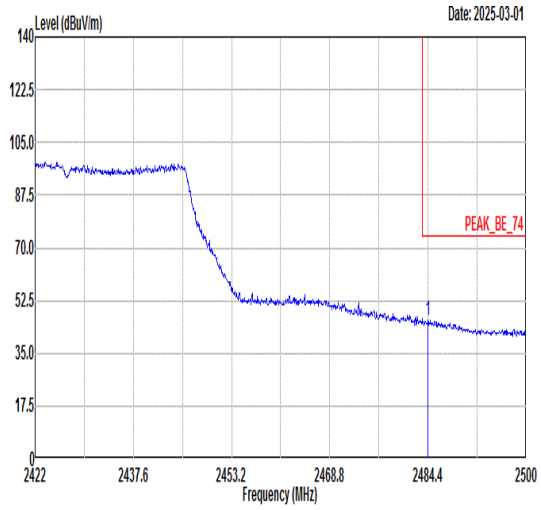 Freq Level Limit Line Margin (dB) Read Level Ant Factor Cable Loss Preamp Factor APos TPos Remark MHz dBuV/m dBuV/m dBuV dB/m dB dB cm deg 1 2484.40 45.87 74.00 -28.13 43.72 30.80 5.46 34.11 381 41 PEAK	Blank
Avg	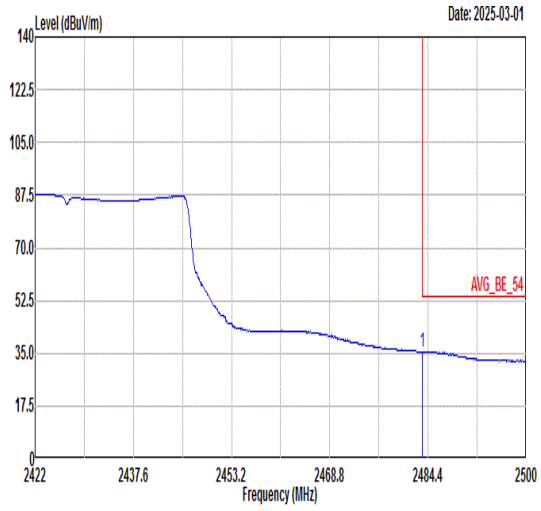 Freq Level Limit Line Margin (dB) Read Level Ant Factor Cable Loss Preamp Factor APos TPos Remark MHz dBuV/m dBuV/m dBuV dB/m dB dB cm deg 1 2483.54 35.61 54.00 -18.39 33.46 30.80 5.46 34.11 381 41 AVERAGE	Blank

Mode	126	
	Band Edge - L	
	2400-2483.5_802.11ax HE40_CH04_2427MHz	
ANT	1	
Pol.	Vertical	Fundamental
Peak	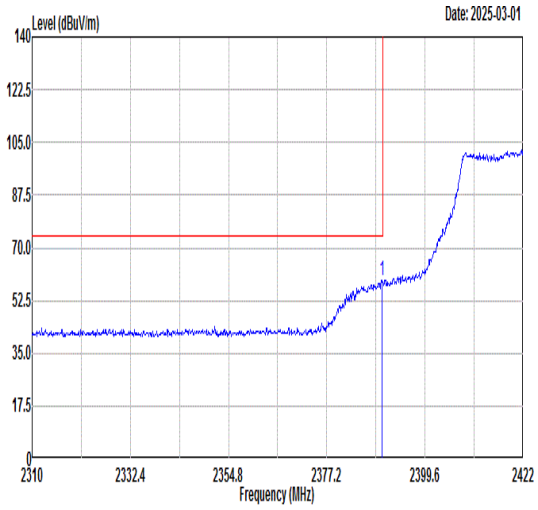 Freq Level Limit Line Margin (dB) Read Level Ant Factor Cable Loss Preamp Factor APos TPos Remark 1 2389.74 59.10 74.00 -14.90 57.10 30.78 5.36 34.14 381 161 PEAK	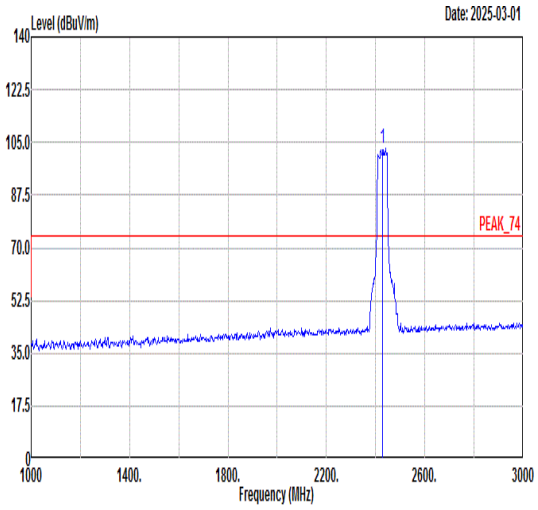 Freq Level Limit Line Margin (dB) Read Level Ant Factor Cable Loss Preamp Factor APos TPos Remark 1 2427.00 102.89 ------ ------ 100.81 30.79 5.41 34.12 381 161 PEAK
Avg	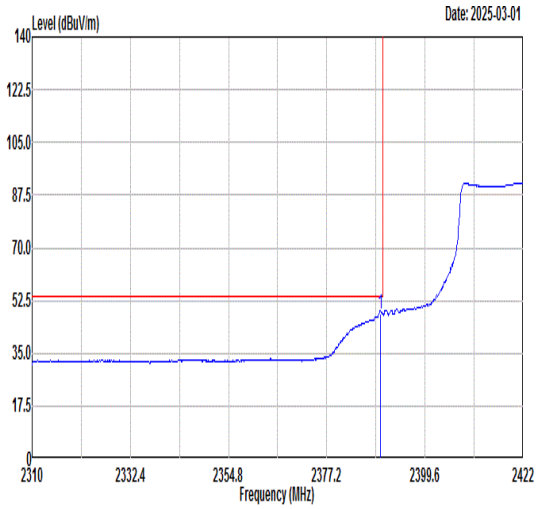 Freq Level Limit Line Margin (dB) Read Level Ant Factor Cable Loss Preamp Factor APos TPos Remark 1 2389.52 48.00 54.00 -6.00 46.00 30.78 5.36 34.14 381 161 AVERAGE	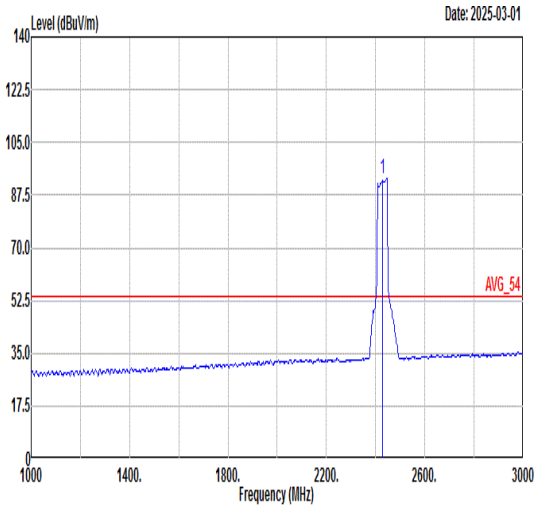 Freq Level Limit Line Margin (dB) Read Level Ant Factor Cable Loss Preamp Factor APos TPos Remark 1 2427.00 93.21 ------ ------ 91.12 30.79 5.42 34.12 381 161 AVERAGE

Mode	126	
	Band Edge - R	
	2400-2483.5_802.11ax HE40_CH04_2427MHz	
ANT	1	
Pol.	Vertical	Fundamental
Peak	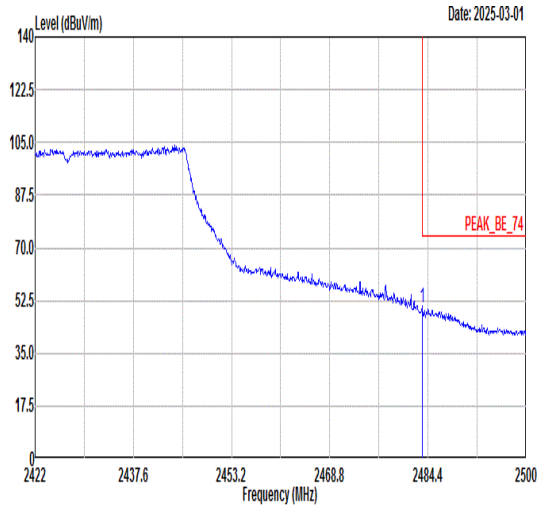 Freq Level Limit Line Margin (dB) Read Level Ant Factor Cable Loss Preamp Factor APos TPos Remark MHz dBuV/m dBuV/m dBuV dB/m dB dB cm deg 1 2483.54 50.14 74.00 -23.86 47.99 30.80 5.46 34.11 381 161 PEAK	Blank
Avg	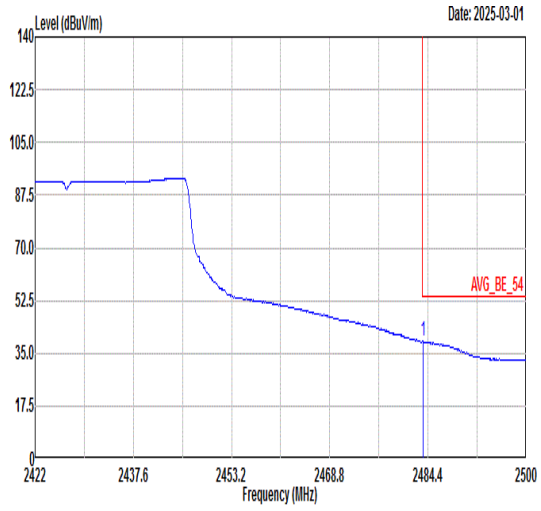 Freq Level Limit Line Margin (dB) Read Level Ant Factor Cable Loss Preamp Factor APos TPos Remark MHz dBuV/m dBuV/m dBuV dB/m dB dB cm deg 1 2483.62 38.93 54.00 -15.07 36.78 30.80 5.46 34.11 381 161 AVERAGE	Blank

Mode	127	
	Band Edge - L	
	2400-2483.5_802.11ax HE40_CH08_2447MHz	
ANT	1	
Pol.	Horizontal	Fundamental
Peak	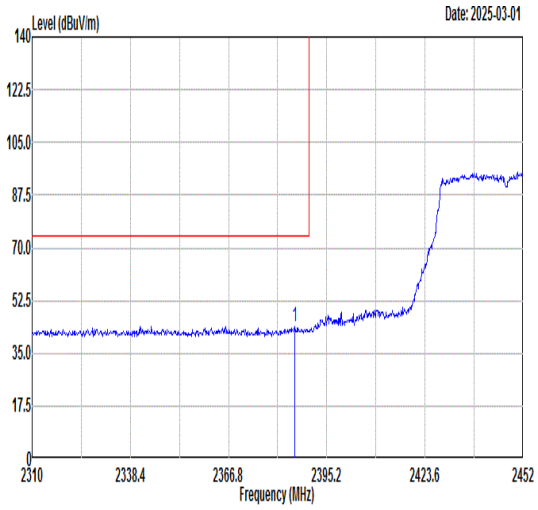 Freq Level Limit Line Margin (dB) Read Level Ant Factor Cable Loss Preamp Factor APos TPos Remark MHz dBuV/m dBuV/m dBuV dB/m dB dB cm deg 1 2385.83 44.03 74.00 -29.97 42.04 30.78 5.36 34.15 353 182 PEAK	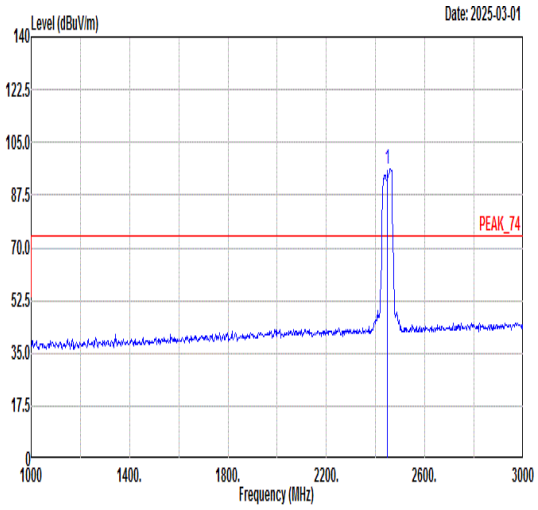 Freq Level Limit Line Margin (dB) Read Level Ant Factor Cable Loss Preamp Factor APos TPos Remark MHz dBuV/m dBuV/m dBuV dB/m dB dB cm deg 1 2447.00 96.24 ------ ------ 94.14 30.79 5.43 34.12 353 182 PEAK
Avg	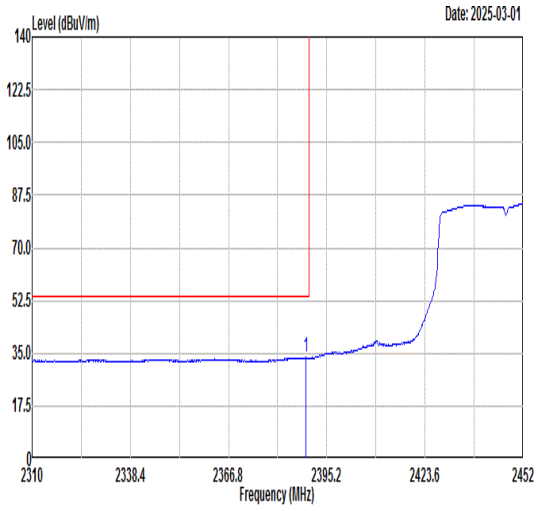 Freq Level Limit Line Margin (dB) Read Level Ant Factor Cable Loss Preamp Factor APos TPos Remark MHz dBuV/m dBuV/m dBuV dB/m dB dB cm deg 1 2389.24 33.57 54.00 -20.43 31.57 30.78 5.36 34.14 353 182 AVERAGE	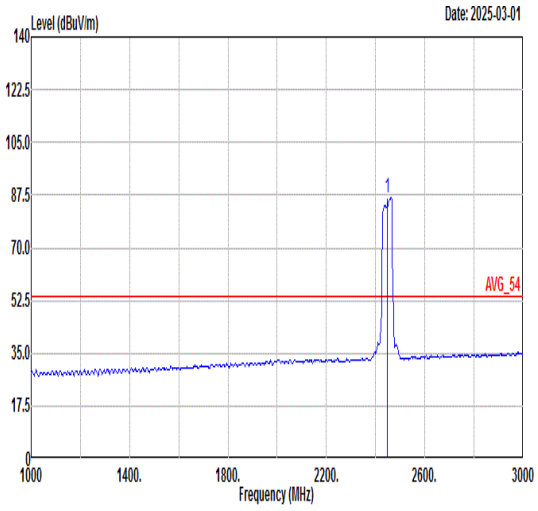 Freq Level Limit Line Margin (dB) Read Level Ant Factor Cable Loss Preamp Factor APos TPos Remark MHz dBuV/m dBuV/m dBuV dB/m dB dB cm deg 1 2447.00 86.47 ------ ------ 84.37 30.79 5.43 34.12 353 182 AVERAGE

Mode	127	
	Band Edge - R	
	2400-2483.5_802.11ax HE40_CH08_2447MHz	
ANT	1	
Pol.	Horizontal	Fundamental
Peak	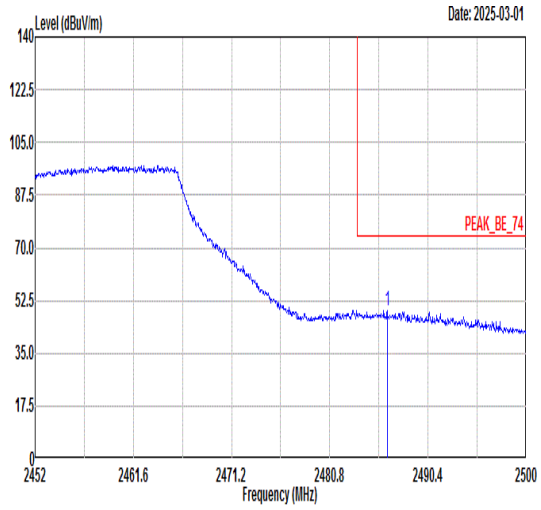 Freq Level Limit Line Margin (dB) Read Level Ant Factor Cable Loss Preamp Factor APos TPos Remark MHz dBuV/m dBuV/m dBuV dB/m dB dB cm deg 1 2486.42 49.17 74.00 -24.83 47.02 30.80 5.46 34.11 353 182 PEAK	Blank
Avg	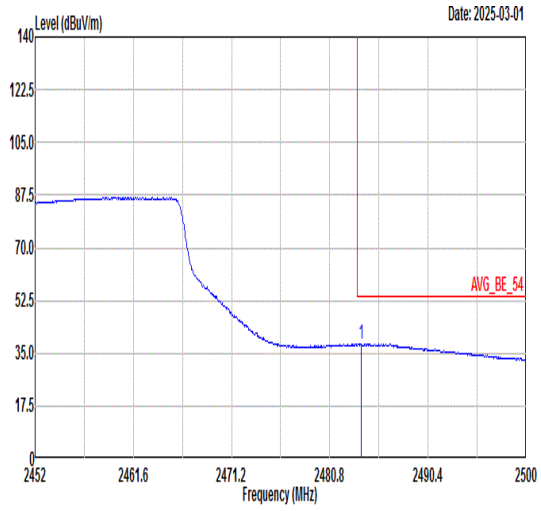 Freq Level Limit Line Margin (dB) Read Level Ant Factor Cable Loss Preamp Factor APos TPos Remark MHz dBuV/m dBuV/m dBuV dB/m dB dB cm deg 1 2483.87 38.00 54.00 -16.00 35.85 30.80 5.46 34.11 353 182 AVERAGE	Blank

Mode	127	
	Band Edge - L	
	2400-2483.5_802.11ax HE40_CH08_2447MHz	
ANT	1	
Pol.	Vertical	Fundamental
Peak	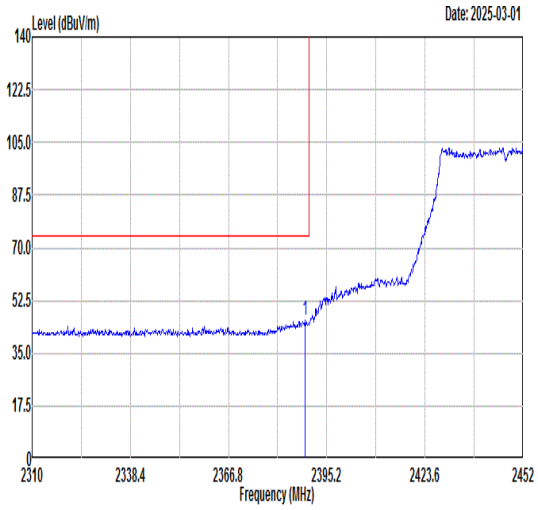 Freq Level Limit Line Margin (dB) Read Level Ant Factor Cable Loss Preamp Factor APos TPos Remark MHz dBuV/m dBuV/m dBuV dB/m dB dB cm deg 1 2388.95 45.74 74.00 -28.26 43.74 30.78 5.36 34.14 300 126 PEAK	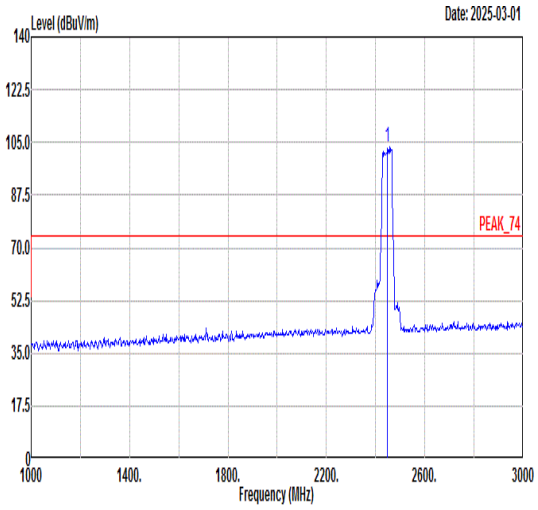 Freq Level Limit Line Margin (dB) Read Level Ant Factor Cable Loss Preamp Factor APos TPos Remark MHz dBuV/m dBuV/m dBuV dB/m dB dB cm deg 1 2447.00 103.30 ------ ------ 101.20 30.79 5.43 34.12 300 126 PEAK
Avg	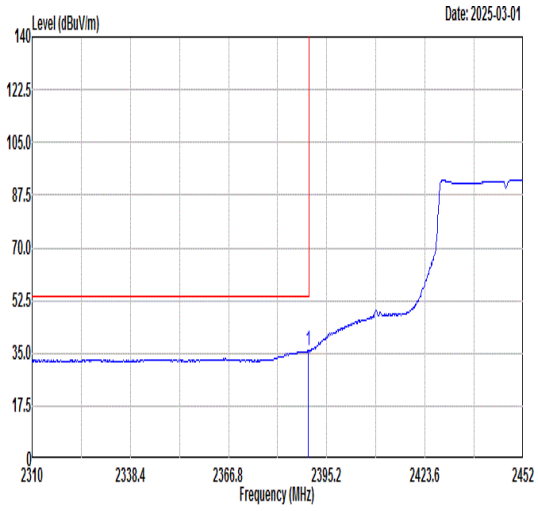 Freq Level Limit Line Margin (dB) Read Level Ant Factor Cable Loss Preamp Factor APos TPos Remark MHz dBuV/m dBuV/m dBuV dB/m dB dB cm deg 1 2389.80 36.03 54.00 -17.97 34.03 30.78 5.36 34.14 300 126 AVERAGE	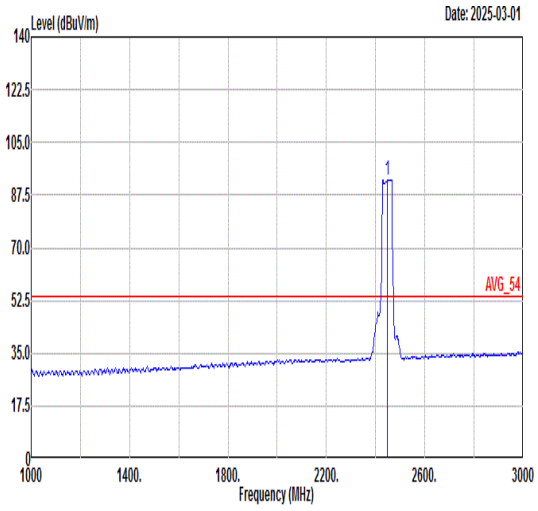 Freq Level Limit Line Margin (dB) Read Level Ant Factor Cable Loss Preamp Factor APos TPos Remark MHz dBuV/m dBuV/m dBuV dB/m dB dB cm deg 1 2447.00 92.58 ------ ------ 90.48 30.79 5.43 34.12 300 126 AVERAGE

Mode	127	
	Band Edge - R	
	2400-2483.5_802.11ax HE40_CH08_2447MHz	
ANT	1	
Pol.	Vertical	Fundamental
Peak	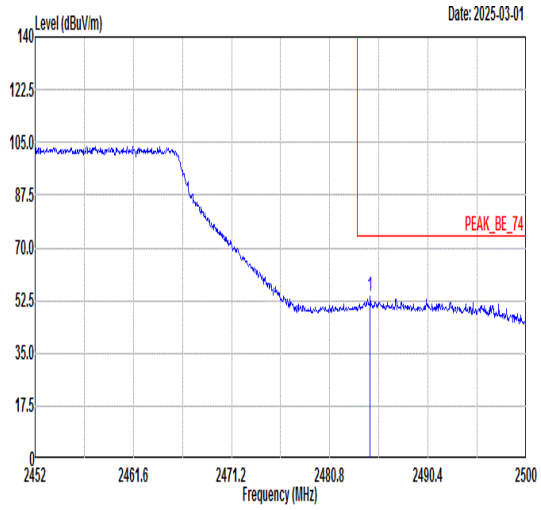 Freq Level Limit Line Margin (dB) Read Level Ant Factor Cable Loss Preamp Factor APos TPos Remark MHz dBuV/m dBuV/m dBuV dB/m dB dB cm deg 1 2484.74 53.73 74.00 -20.27 51.58 30.80 5.46 34.11 300 126 PEAK	Blank
Avg	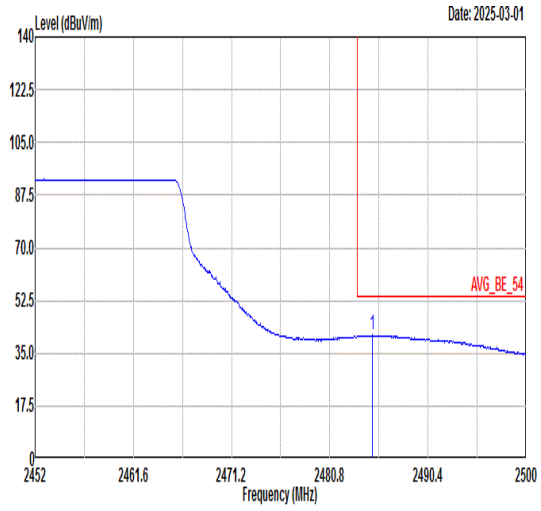 Freq Level Limit Line Margin (dB) Read Level Ant Factor Cable Loss Preamp Factor APos TPos Remark MHz dBuV/m dBuV/m dBuV dB/m dB dB cm deg 1 2484.98 40.95 54.00 -13.05 38.80 30.80 5.46 34.11 300 126 AVERAGE	Blank

Mode	128	
	Band Edge	
	2400-2483.5_802.11g_CH02_2417MHz	
ANT	1	
Pol.	Horizontal	Fundamental
Peak	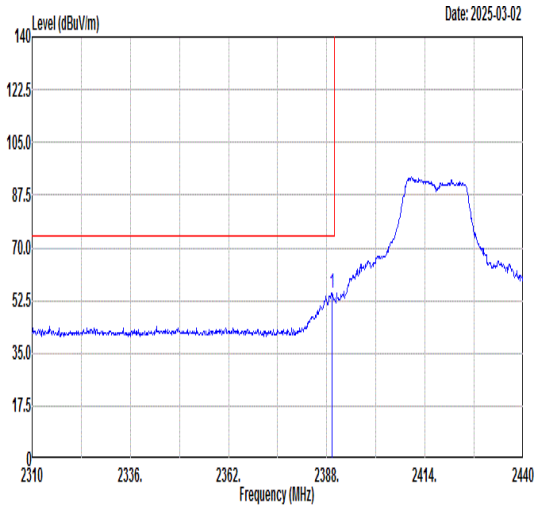 Freq Level Limit Line Margin (dB) Read Level Ant Factor Cable Loss Preamp Factor APos TPos Remark 1 2389.30 55.00 74.00 -19.00 53.00 30.78 5.36 34.14 327 0 PEAK	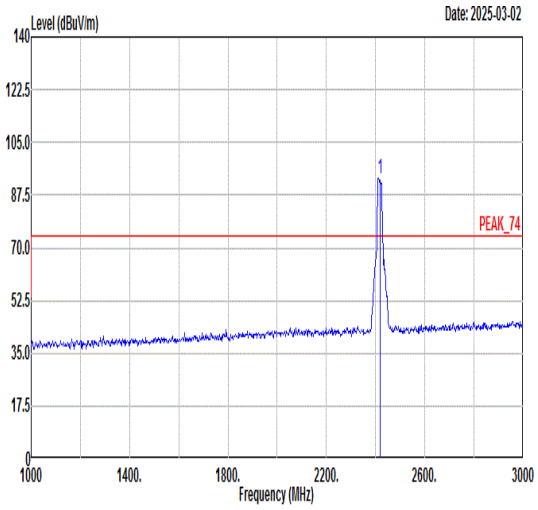 Freq Level Limit Line Margin (dB) Read Level Ant Factor Cable Loss Preamp Factor APos TPos Remark 1 2417.00 93.07 ------ ------ 91.05 30.78 5.38 34.14 327 0 PEAK
Avg	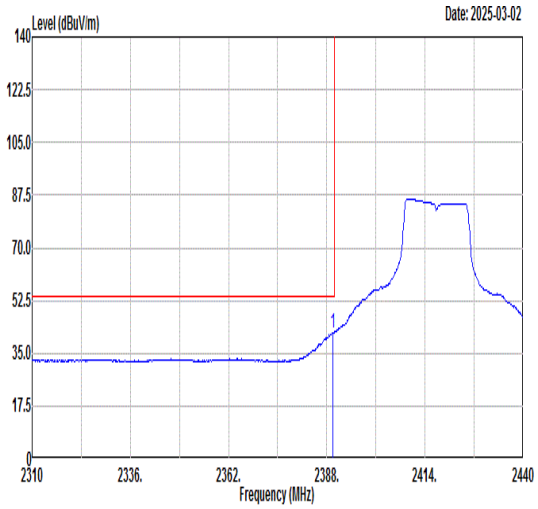 Freq Level Limit Line Margin (dB) Read Level Ant Factor Cable Loss Preamp Factor APos TPos Remark 1 2389.56 41.95 54.00 -12.05 39.95 30.78 5.36 34.14 327 0 AVERAGE	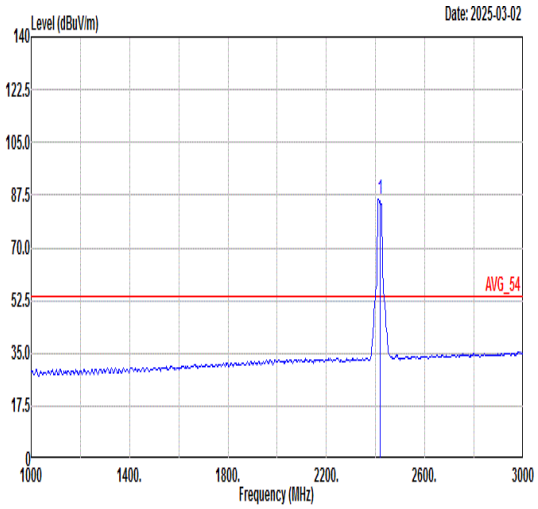 Freq Level Limit Line Margin (dB) Read Level Ant Factor Cable Loss Preamp Factor APos TPos Remark 1 2417.00 86.27 ------ ------ 84.25 30.78 5.38 34.14 327 0 AVERAGE

Mode	128	
	Band Edge	
	2400-2483.5_802.11g_CH02_2417MHz	
ANT	1	
Pol.	Vertical	Fundamental
Peak	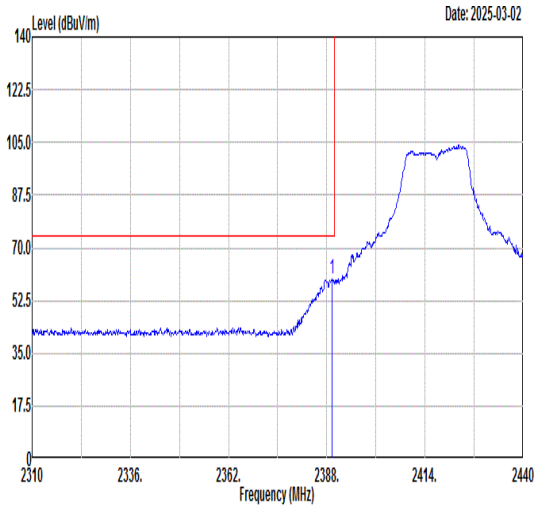 Freq Level Limit Line Margin (dB) Read Level Ant Factor Cable Loss Preamp Factor APos TPos Remark 1 2389.30 59.70 74.00 -14.30 57.70 30.78 5.36 34.14 300 129 PEAK	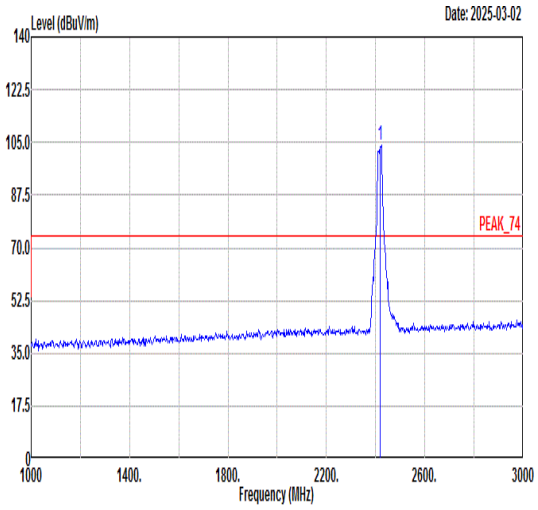 Freq Level Limit Line Margin (dB) Read Level Ant Factor Cable Loss Preamp Factor APos TPos Remark 1 2417.00 104.00 ------ ------ 101.96 30.78 5.39 34.13 300 129 PEAK
Avg	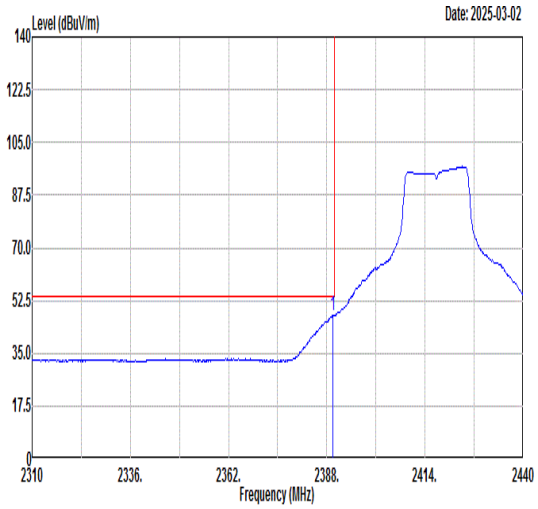 Freq Level Limit Line Margin (dB) Read Level Ant Factor Cable Loss Preamp Factor APos TPos Remark 1 2389.56 47.61 54.00 -6.39 45.61 30.78 5.36 34.14 300 129 AVERAGE	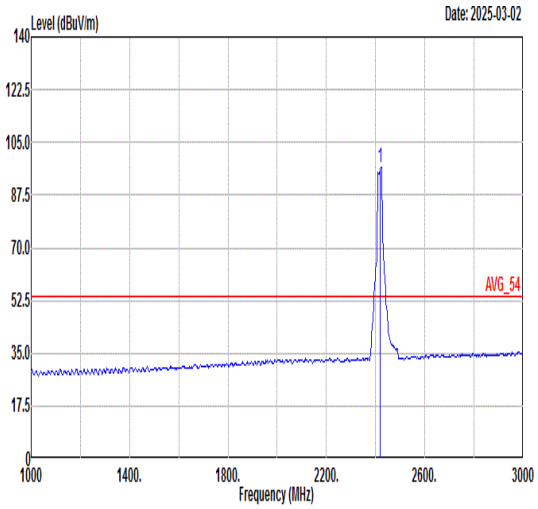 Freq Level Limit Line Margin (dB) Read Level Ant Factor Cable Loss Preamp Factor APos TPos Remark 1 2417.00 96.84 ------ ------ 94.80 30.78 5.39 34.13 300 129 AVERAGE

Mode	129	
	Band Edge	
	2400-2483.5_802.11g_CH10_2457MHz	
ANT	1	
Pol.	Horizontal	Fundamental
Peak	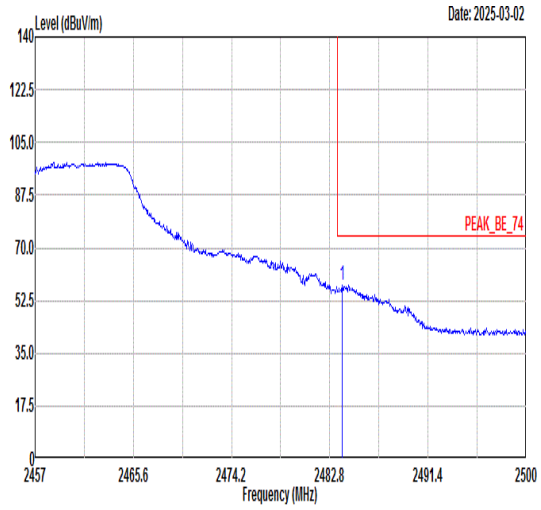 Freq Level Limit Line Margin (dB) Read Level Ant Factor Cable Loss Preamp Factor APos TPos Remark MHz dBuV/m dBuV/m dBuV dB/m dB dB cm deg 1 2483.88 57.52 74.00 -16.48 55.37 30.80 5.46 34.11 302 224 PEAK	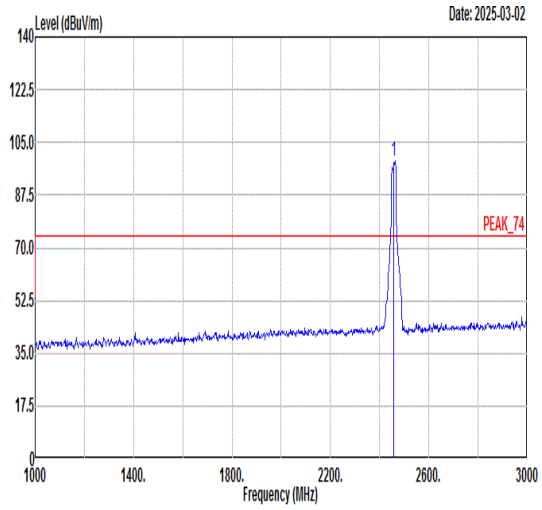 Freq Level Limit Line Margin (dB) Read Level Ant Factor Cable Loss Preamp Factor APos TPos Remark MHz dBuV/m dBuV/m dBuV dB/m dB dB cm deg 1 2457.00 98.54 ------ ------ 96.42 30.79 5.44 34.11 302 224 PEAK
Avg	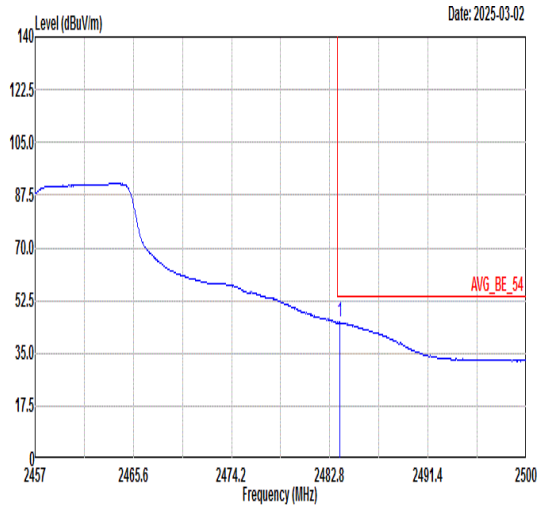 Freq Level Limit Line Margin (dB) Read Level Ant Factor Cable Loss Preamp Factor APos TPos Remark MHz dBuV/m dBuV/m dBuV dB/m dB dB cm deg 1 2483.66 45.33 54.00 -8.67 43.18 30.80 5.46 34.11 302 224 AVERAGE	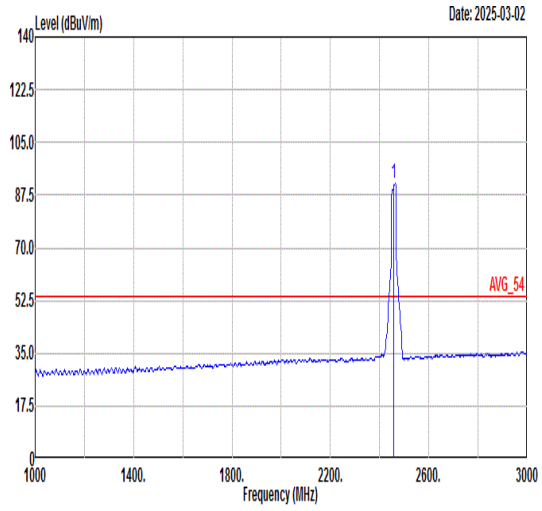 Freq Level Limit Line Margin (dB) Read Level Ant Factor Cable Loss Preamp Factor APos TPos Remark MHz dBuV/m dBuV/m dBuV dB/m dB dB cm deg 1 2457.00 91.14 ------ ------ 89.02 30.79 5.44 34.11 302 224 AVERAGE

Mode	129	
	Band Edge	
	2400-2483.5_802.11g_CH10_2457MHz	
ANT	1	
Pol.	Vertical	Fundamental
Peak	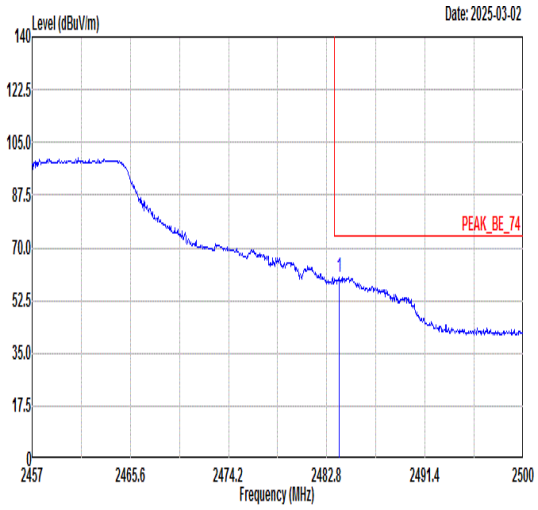 Freq Level Limit Line Margin (dB) Read Level Ant Factor Cable Loss Preamp Factor APos TPos Remark 1 2483.88 60.38 74.00 -13.62 58.23 30.80 5.46 34.11 400 120 PEAK	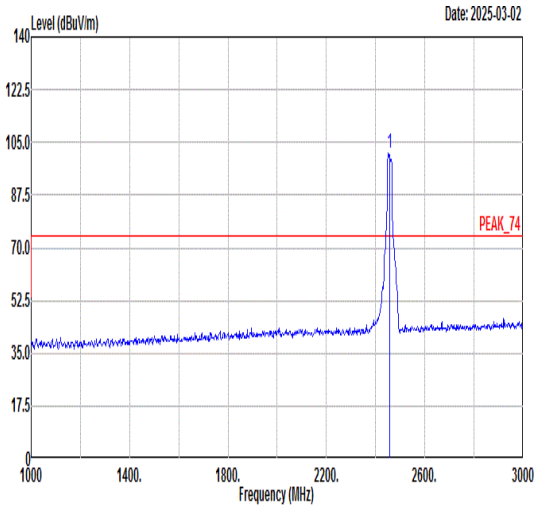 Freq Level Limit Line Margin (dB) Read Level Ant Factor Cable Loss Preamp Factor APos TPos Remark 1 2457.00 101.30 ------ ------ 99.21 30.79 5.42 34.12 400 120 PEAK
Avg	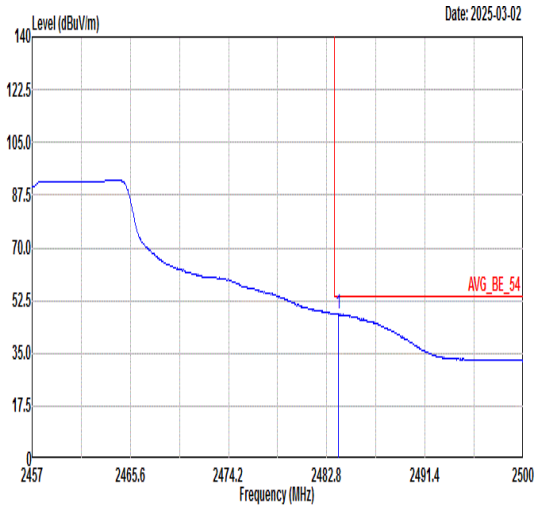 Freq Level Limit Line Margin (dB) Read Level Ant Factor Cable Loss Preamp Factor APos TPos Remark 1 2483.83 48.13 54.00 -5.87 45.98 30.80 5.46 34.11 400 120 AVERAGE	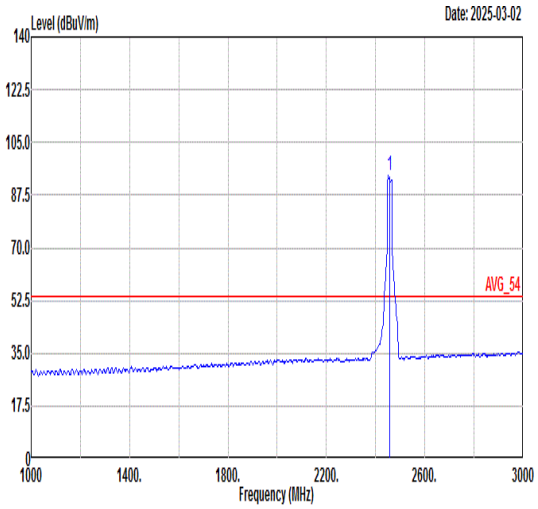 Freq Level Limit Line Margin (dB) Read Level Ant Factor Cable Loss Preamp Factor APos TPos Remark 1 2457.00 93.94 ------ ------ 91.85 30.79 5.42 34.12 400 120 AVERAGE

Mode	130	
	Band Edge	
	2400-2483.5_802.11n HT20_CH02_2417MHz	
ANT	1	
Pol.	Horizontal	Fundamental
Peak	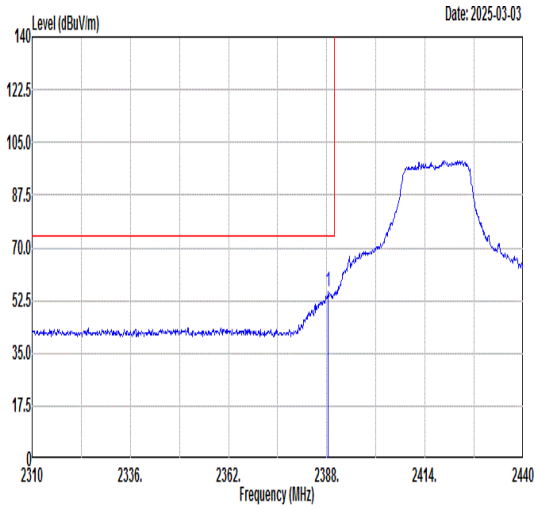 Freq Level Limit Line Margin Read Level Ant Factor Cable Loss Preamp Factor APos TPos Remark 1 2388.39 55.56 74.00 -18.44 53.56 30.78 5.36 34.14 330 221 PEAK	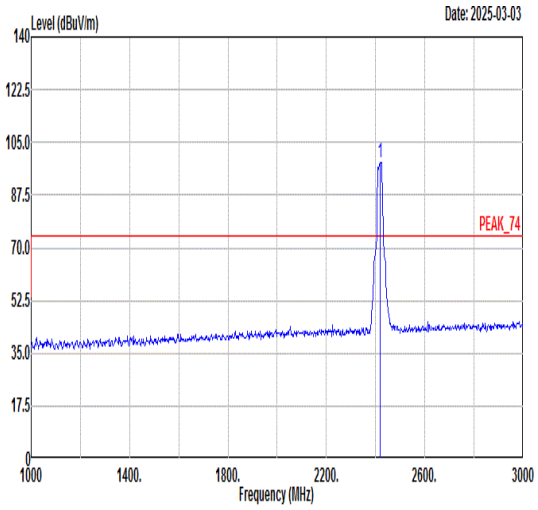 Freq Level Limit Line Margin Read Level Ant Factor Cable Loss Preamp Factor APos TPos Remark 1 2417.00 98.44 ------ ------ 96.40 30.78 5.39 34.13 330 221 PEAK
Avg	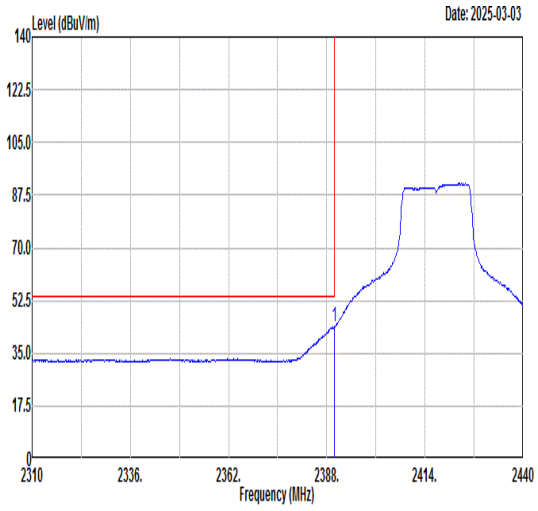 Freq Level Limit Line Margin Read Level Ant Factor Cable Loss Preamp Factor APos TPos Remark 1 2389.95 43.66 54.00 -10.34 41.66 30.78 5.36 34.14 330 221 AVERAGE	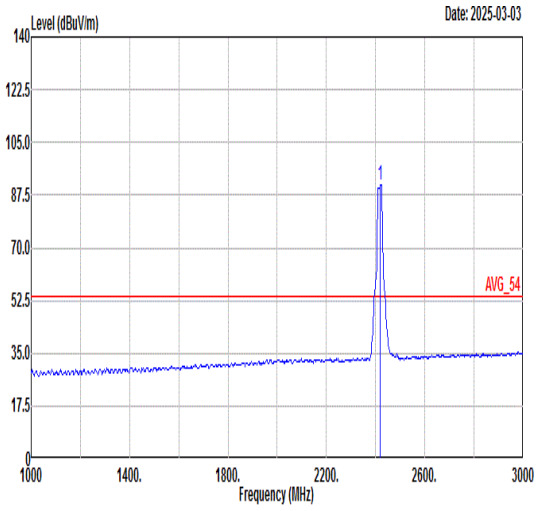 Freq Level Limit Line Margin Read Level Ant Factor Cable Loss Preamp Factor APos TPos Remark 1 2417.00 91.07 ------ ------ 89.03 30.78 5.39 34.13 330 221 AVERAGE

Mode	130	
	Band Edge	
	2400-2483.5_802.11n HT20_CH02_2417MHz	
ANT	1	
Pol.	Vertical	Fundamental
Peak	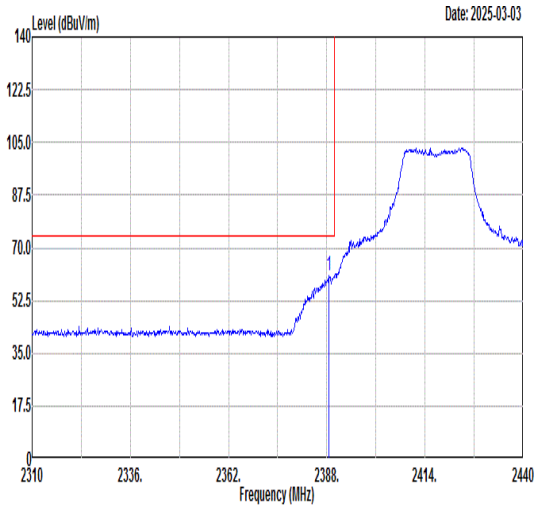 Freq Level Limit Line Margin Read Level Ant Factor Cable Loss Preamp Factor APos TPos Remark MHz dBuV/m dBuV/m dB dBuV dB/m dB dB cm deg 1 2388.65 60.64 74.00 -13.36 58.64 30.78 5.36 34.14 299 150 PEAK	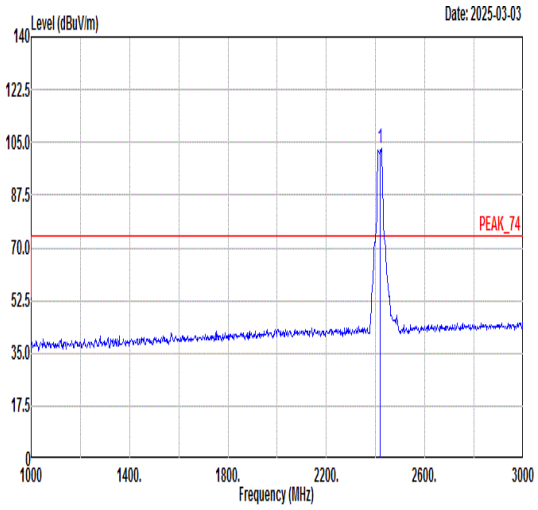 Freq Level Limit Line Margin Read Level Ant Factor Cable Loss Preamp Factor APos TPos Remark MHz dBuV/m dBuV/m dB dBuV dB/m dB dB cm deg 1 2417.00 103.22 ------ ------ 101.18 30.78 5.39 34.13 299 150 PEAK
Avg	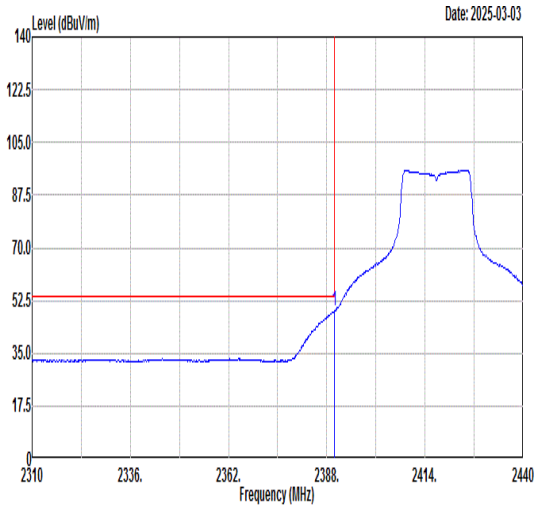 Freq Level Limit Line Margin Read Level Ant Factor Cable Loss Preamp Factor APos TPos Remark MHz dBuV/m dBuV/m dB dBuV dB/m dB dB cm deg 1 2389.95 48.91 54.00 -5.09 46.91 30.78 5.36 34.14 299 150 AVERAGE	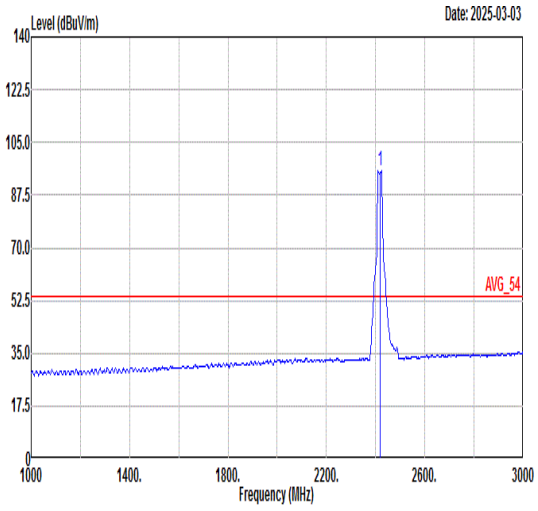 Freq Level Limit Line Margin Read Level Ant Factor Cable Loss Preamp Factor APos TPos Remark MHz dBuV/m dBuV/m dB dBuV dB/m dB dB cm deg 1 2417.00 95.54 ------ ------ 93.52 30.78 5.38 34.14 299 150 AVERAGE

Mode	131	
	Band Edge	
	2400-2483.5_802.11n HT20_CH03_2422MHz	
ANT	1	
Pol.	Horizontal	Fundamental
Peak	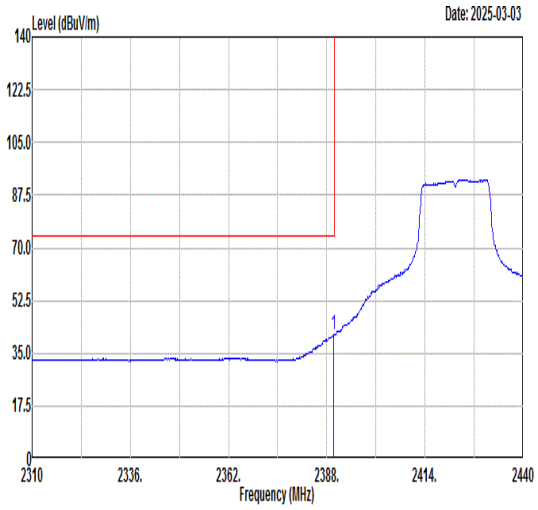 Freq Level Limit Line Margin Read Level Ant Factor Cable Loss Preamp Factor APos TPos Remark MHz dBuV/m dBuV/m dB dBuV dB/m dB dB cm deg 1 2389.82 41.07 74.00 -32.93 39.07 30.78 5.36 34.14 374 212 PEAK	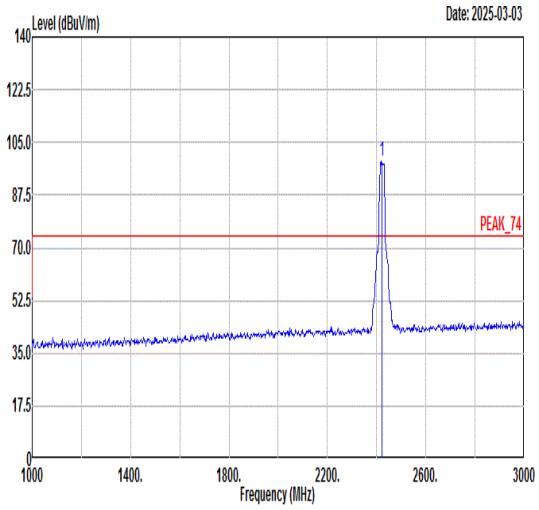 Freq Level Limit Line Margin Read Level Ant Factor Cable Loss Preamp Factor APos TPos Remark MHz dBuV/m dBuV/m dB dBuV dB/m dB dB cm deg 1 2422.00 98.60 ------ ------ 96.56 30.78 5.39 34.13 374 212 PEAK
Avg	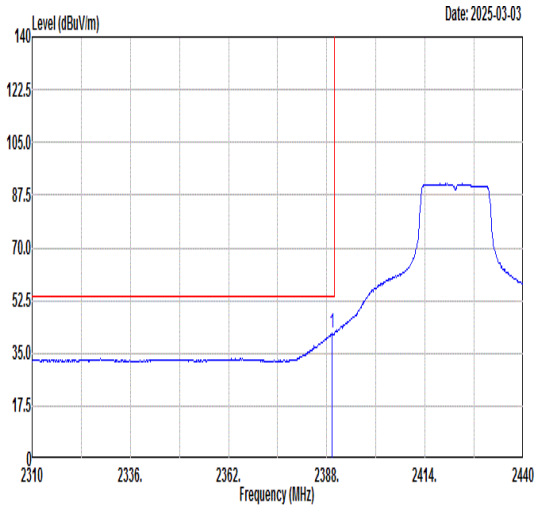 Freq Level Limit Line Margin Read Level Ant Factor Cable Loss Preamp Factor APos TPos Remark MHz dBuV/m dBuV/m dB dBuV dB/m dB dB cm deg 1 2389.30 41.53 54.00 -12.47 39.53 30.78 5.36 34.14 374 212 AVERAGE	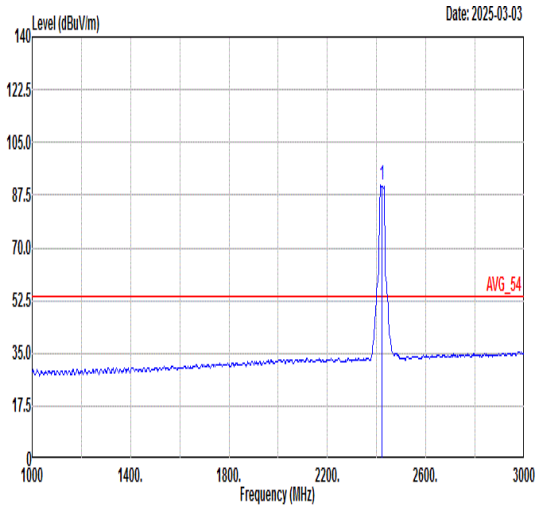 Freq Level Limit Line Margin Read Level Ant Factor Cable Loss Preamp Factor APos TPos Remark MHz dBuV/m dBuV/m dB dBuV dB/m dB dB cm deg 1 2422.00 90.65 ------ ------ 88.62 30.78 5.38 34.13 374 212 AVERAGE

Mode	131	
	Band Edge	
	2400-2483.5_802.11n HT20_CH03_2422MHz	
ANT	1	
Pol.	Vertical	Fundamental
Peak	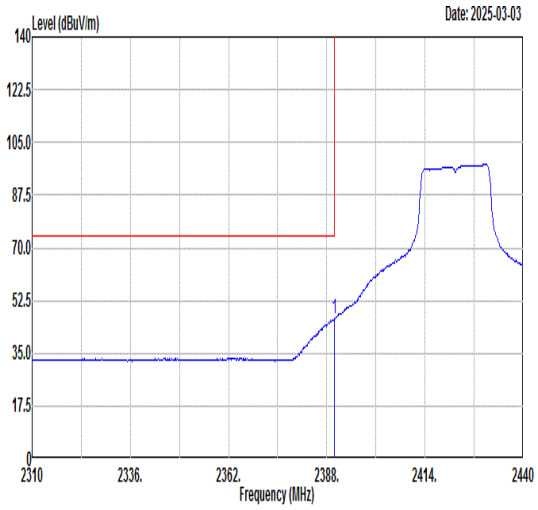 Freq Level Limit Line Margin Read Level Ant Factor Cable Loss Preamp Factor APos TPos Remark MHz dBuV/m dBuV/m dB dBuV dB/m dB dB cm deg 1 2389.95 46.32 74.00 -27.68 44.32 30.78 5.36 34.14 299 143 PEAK	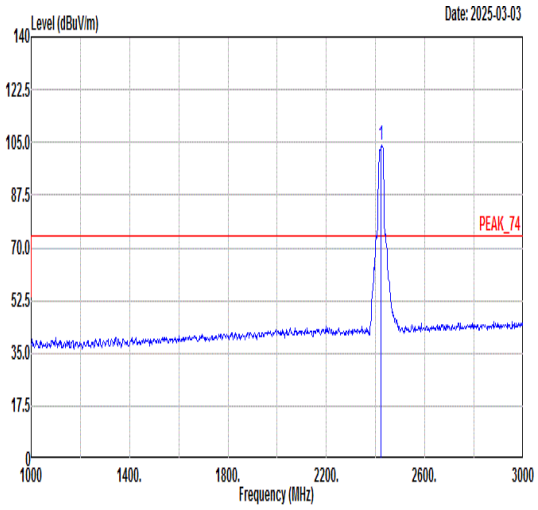 Freq Level Limit Line Margin Read Level Ant Factor Cable Loss Preamp Factor APos TPos Remark MHz dBuV/m dBuV/m dB dBuV dB/m dB dB cm deg 1 2422.00 104.05 ------ ------ 102.01 30.78 5.39 34.13 299 143 PEAK
Avg	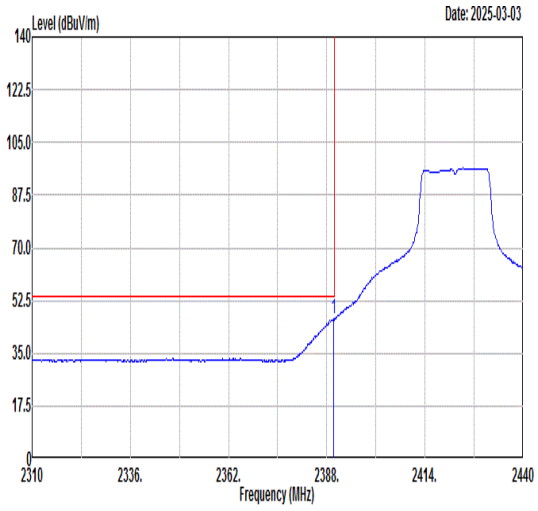 Freq Level Limit Line Margin Read Level Ant Factor Cable Loss Preamp Factor APos TPos Remark MHz dBuV/m dBuV/m dB dBuV dB/m dB dB cm deg 1 2389.82 46.32 54.00 -7.68 44.32 30.78 5.36 34.14 299 143 AVERAGE	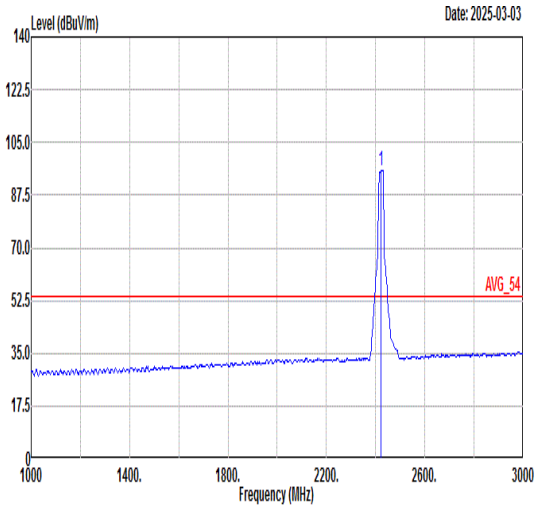 Freq Level Limit Line Margin Read Level Ant Factor Cable Loss Preamp Factor APos TPos Remark MHz dBuV/m dBuV/m dB dBuV dB/m dB dB cm deg 1 2422.00 95.88 ------ ------ 93.84 30.78 5.39 34.13 299 143 AVERAGE

Mode	132	
	Band Edge	
	2400-2483.5_802.11n HT20_CH10_2457MHz	
ANT	1	
Pol.	Horizontal	Fundamental
Peak	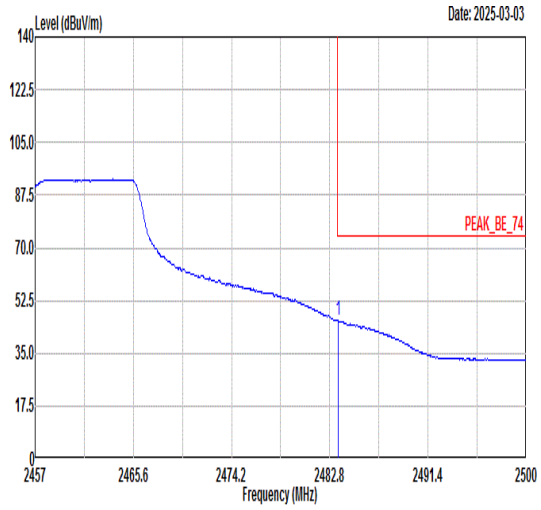 Freq Level Limit Line Margin Read Level Ant Factor Cable Loss Preamp Factor APos TPos Remark MHz dBuV/m dBuV/m dB dBuV dB/m dB dB cm deg 1 2483.53 45.96 74.00 -28.04 43.81 30.80 5.46 34.11 302 224 PEAK	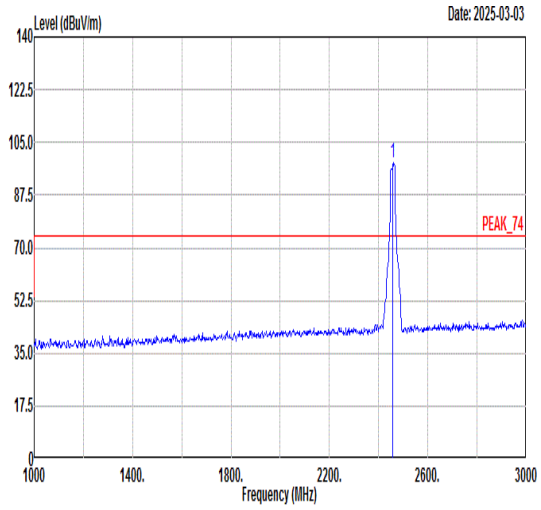 Freq Level Limit Line Margin Read Level Ant Factor Cable Loss Preamp Factor APos TPos Remark MHz dBuV/m dBuV/m dB dBuV dB/m dB dB cm deg 1 2457.00 98.36 ------ ------ 96.26 30.79 5.43 34.12 302 224 PEAK
Avg	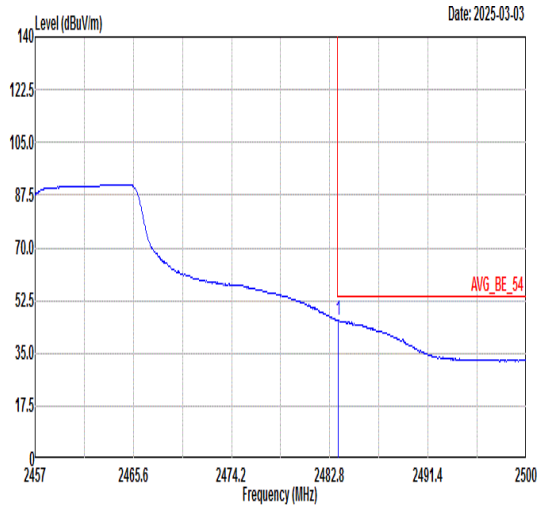 Freq Level Limit Line Margin Read Level Ant Factor Cable Loss Preamp Factor APos TPos Remark MHz dBuV/m dBuV/m dB dBuV dB/m dB dB cm deg 1 2483.53 45.92 54.00 -8.08 43.77 30.80 5.46 34.11 302 224 AVERAGE	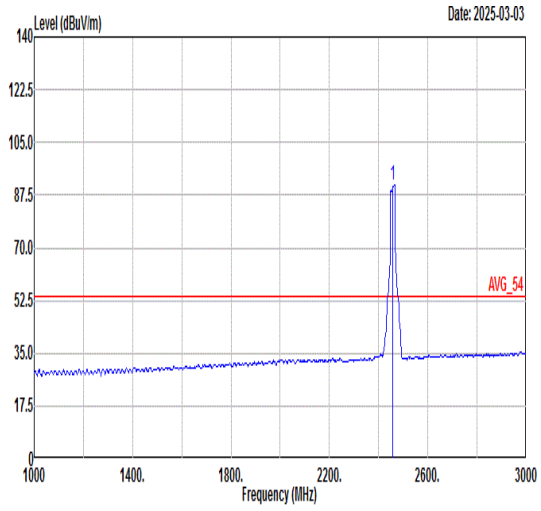 Freq Level Limit Line Margin Read Level Ant Factor Cable Loss Preamp Factor APos TPos Remark MHz dBuV/m dBuV/m dB dBuV dB/m dB dB cm deg 1 2457.00 90.75 ------ ------ 88.63 30.79 5.44 34.11 302 224 AVERAGE

Mode	132	
	Band Edge	
	2400-2483.5_802.11n HT20_CH10_2457MHz	
ANT	1	
Pol.	Vertical	Fundamental
Peak	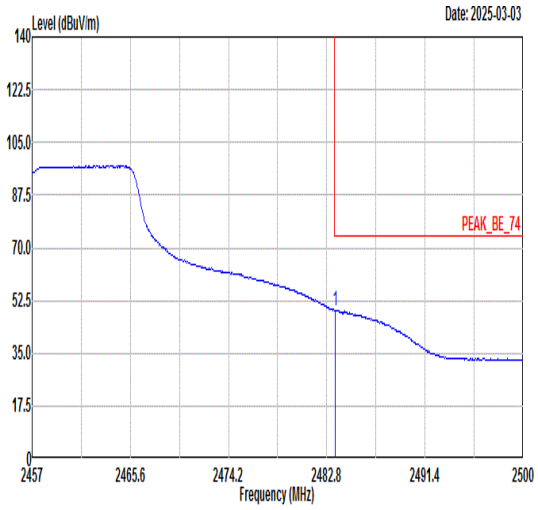 Freq Level Limit Line Margin Read Level Ant Factor Cable Loss Preamp Factor APos TPos Remark 1 2483.53 49.39 74.00 -24.61 47.24 30.80 5.46 34.11 400 131 PEAK	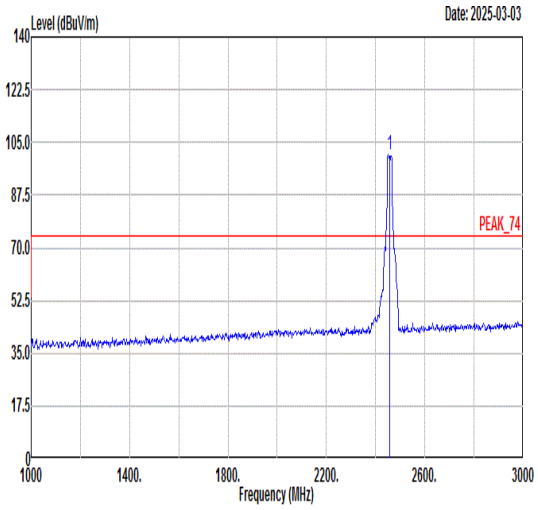 Freq Level Limit Line Margin Read Level Ant Factor Cable Loss Preamp Factor APos TPos Remark 1 2457.00 100.86 ------ ------ 98.77 30.79 5.42 34.12 400 131 PEAK
Avg	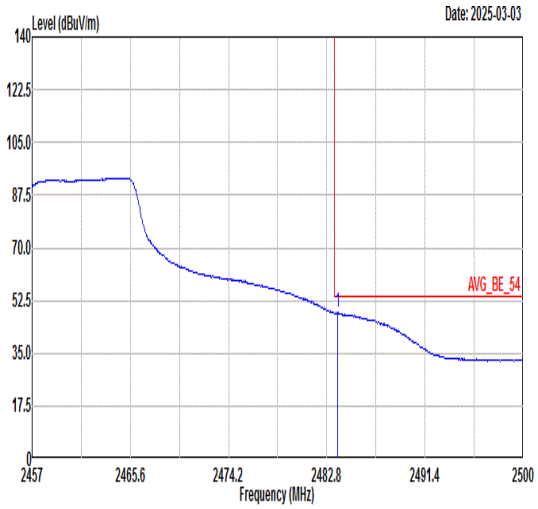 Freq Level Limit Line Margin Read Level Ant Factor Cable Loss Preamp Factor APos TPos Remark 1 2483.75 48.45 54.00 -5.55 46.30 30.80 5.46 34.11 400 131 AVERAGE	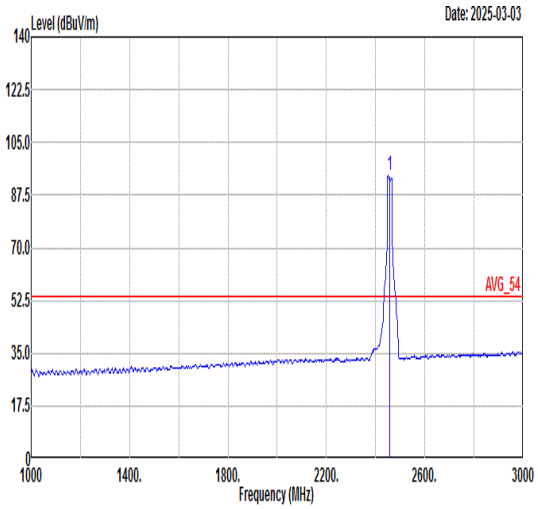 Freq Level Limit Line Margin Read Level Ant Factor Cable Loss Preamp Factor APos TPos Remark 1 2457.00 93.91 ------ ------ 91.82 30.79 5.42 34.12 400 131 AVERAGE

Appendix D. Duty Cycle Plots

Band	Antenna	Duty Cycle(%)	T(ms)	1/T(kHz)	VBW Setting
802.11b	Ant 0	99.84	-	-	10Hz
802.11g	Ant 0	99.05	-	-	10Hz
802.11n HT20	Ant 0	99.63	-	-	10Hz
802.11n HT40	Ant 0	99.63	-	-	10Hz
802.11ax HE20	Ant 0	99.63	-	-	10Hz
802.11ax HE40	Ant 0	99.639	-	-	10Hz
802.11BE EHT20	Ant 0	99.64	-	-	10Hz
802.11BE EHT40	Ant 0	99.63	-	-	10Hz
802.11b	Ant 1	100	-	-	10Hz
802.11g	Ant 1	99.06	-	-	10Hz
802.11n HT20	Ant 1	99.63	-	-	10Hz
802.11n HT40	Ant 1	99.63	-	-	10Hz
802.11ax HE20	Ant 1	99.63	-	-	10Hz
802.11ax HE40	Ant 1	99.63	-	-	10Hz
802.11BE EHT20	Ant 1	99.82	-	-	10Hz
802.11BE EHT40	Ant 1	99.82	-	-	10Hz

<Ant 0> :

802.11b

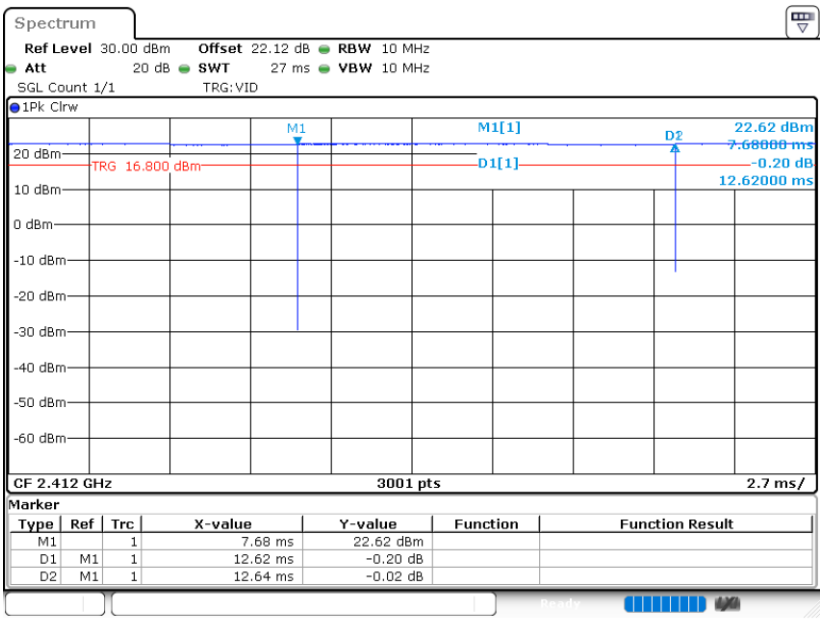

802.11g

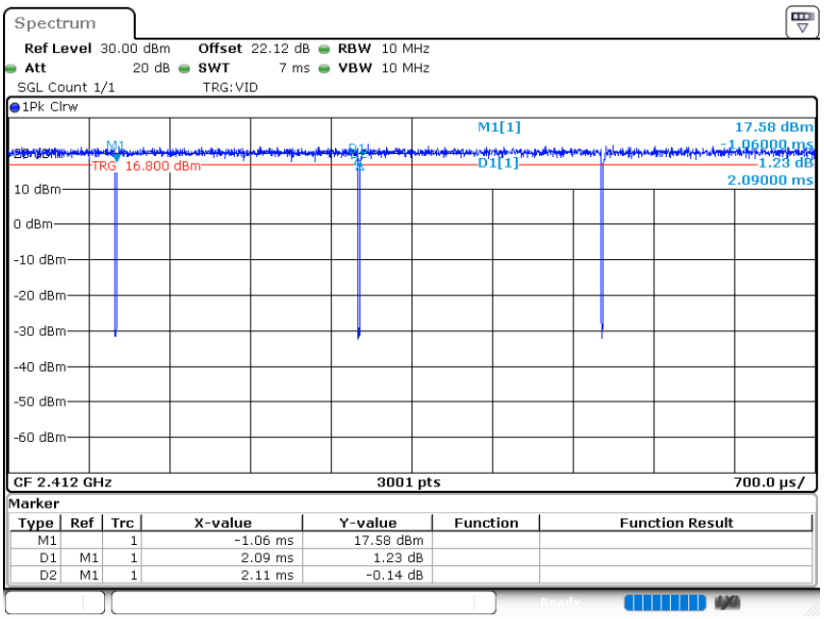

802.11n HT20

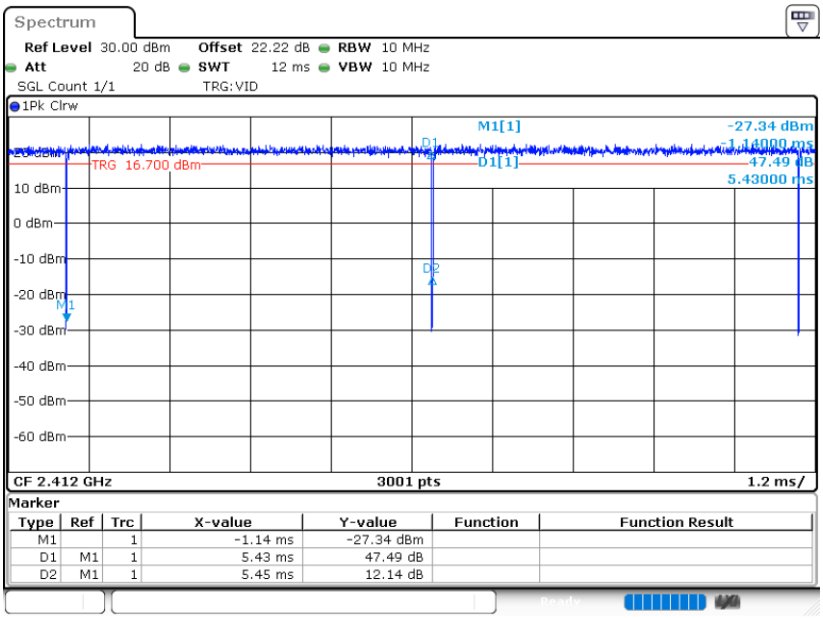

802.11n HT40

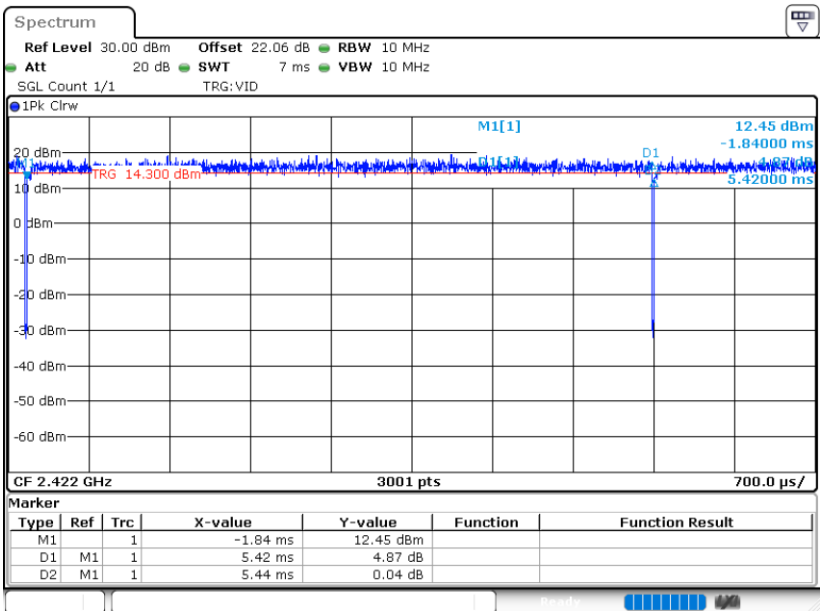

802.11ax HE20

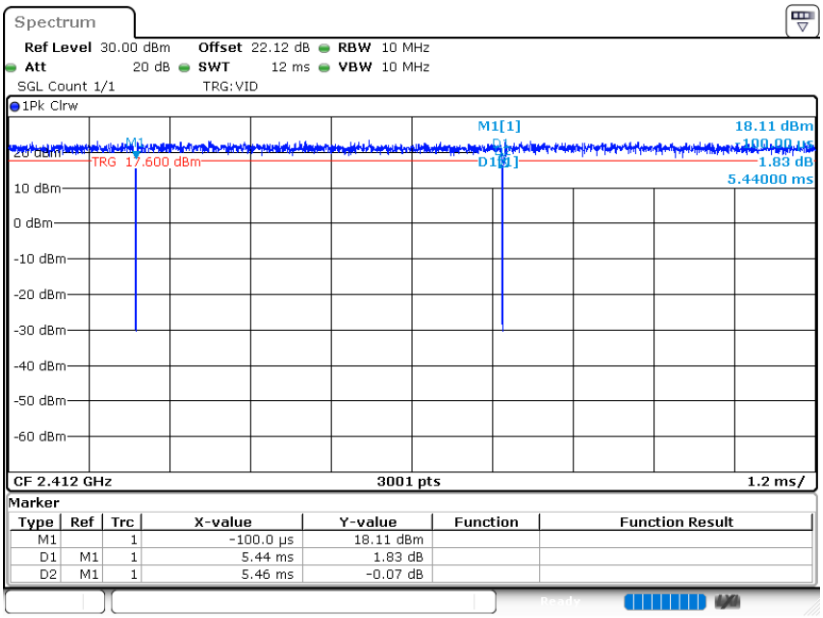

802.11ax HE40

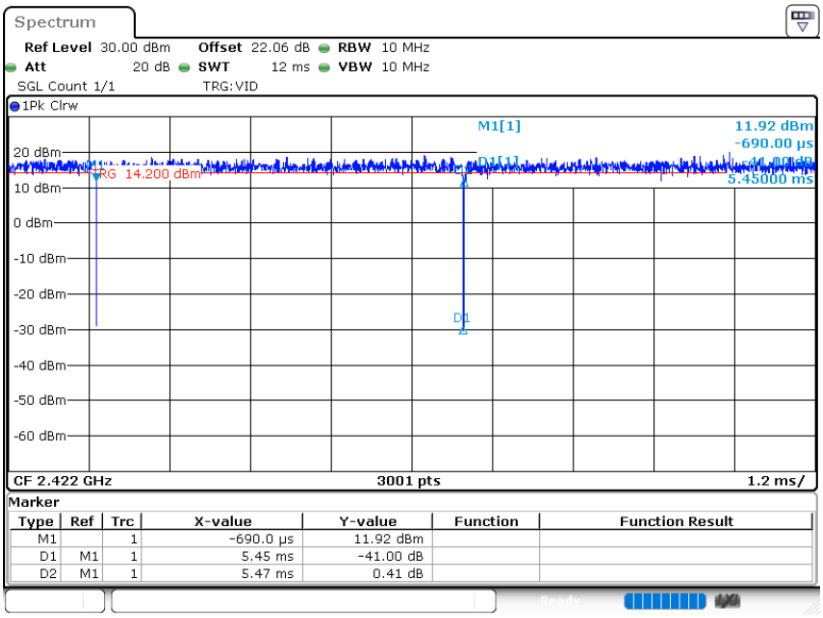

802.11be EHT20

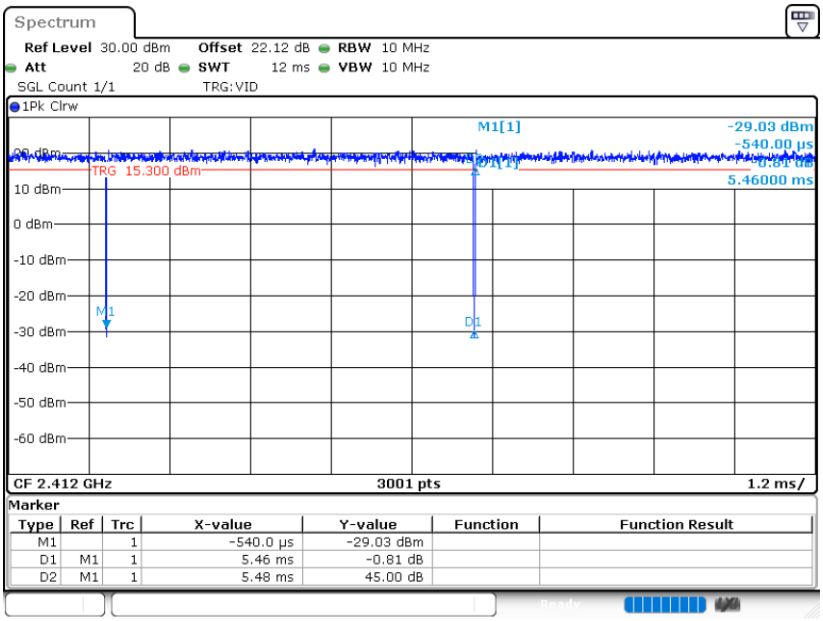

802.11be EHT40

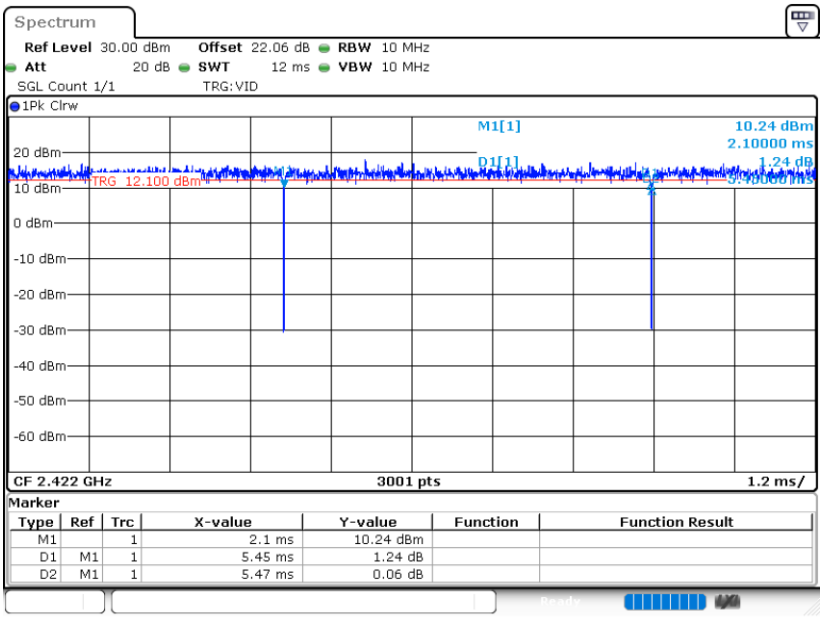

<Ant 1> :

802.11b

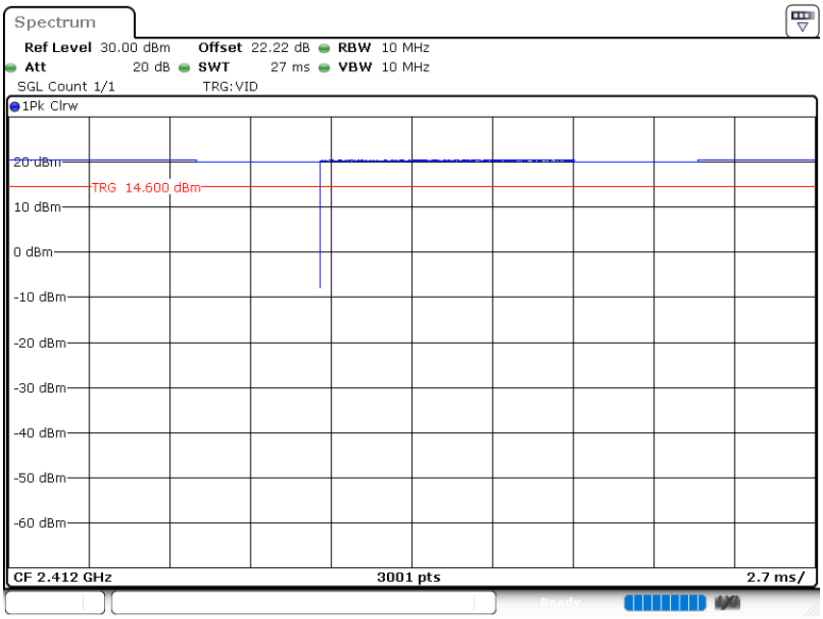

802.11g

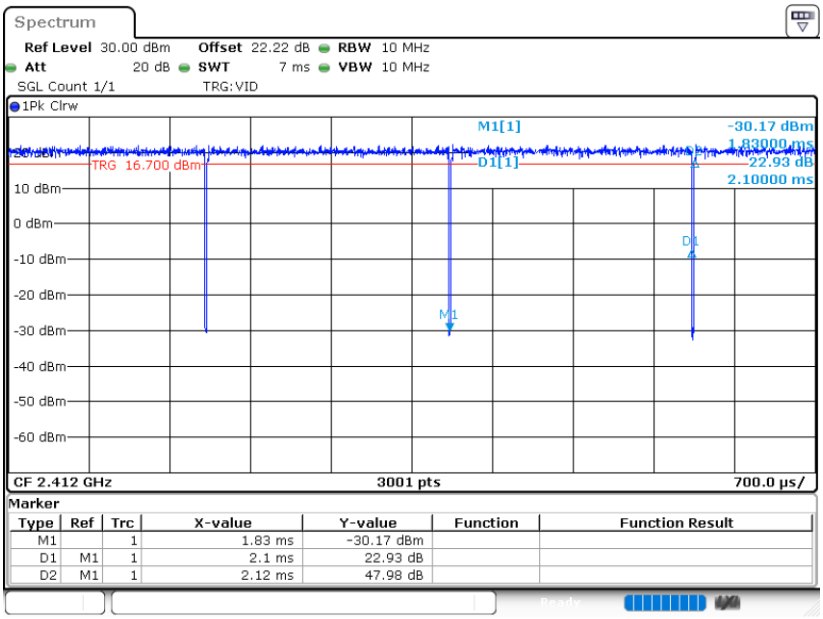

802.11n HT20

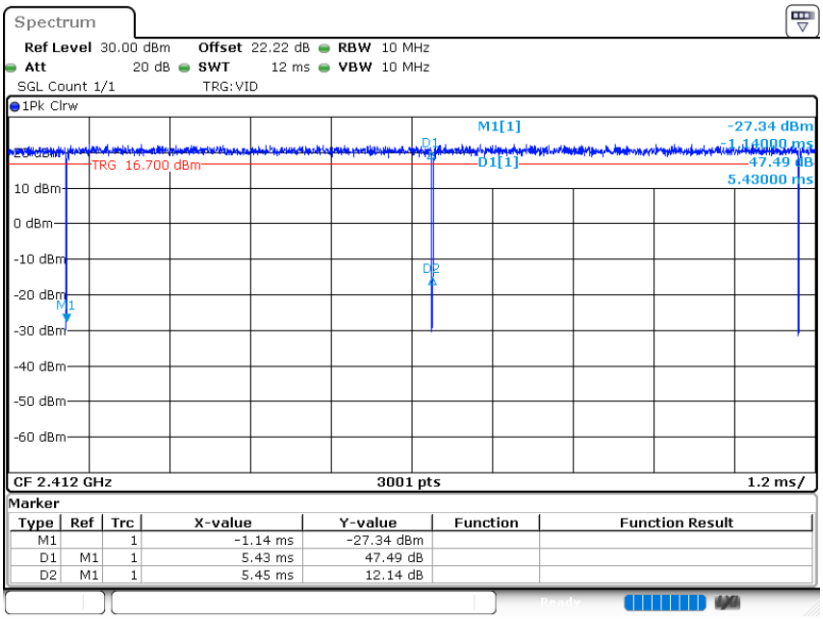

802.11n HT40

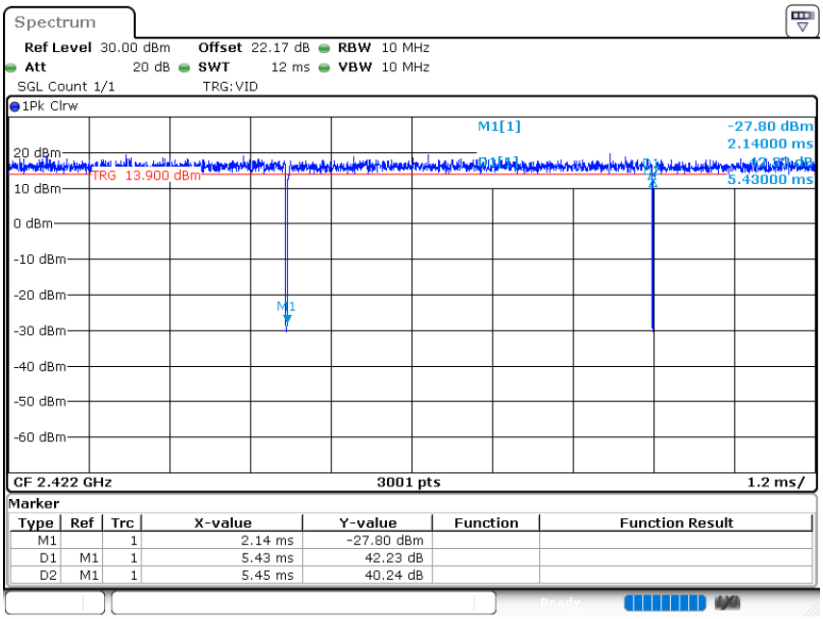

802.11ax HE20

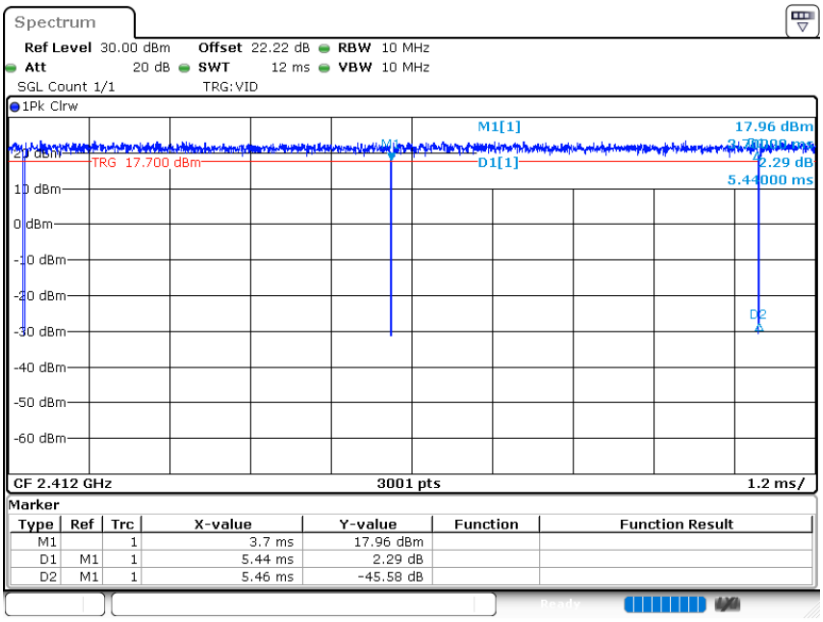

802.11ax HE40

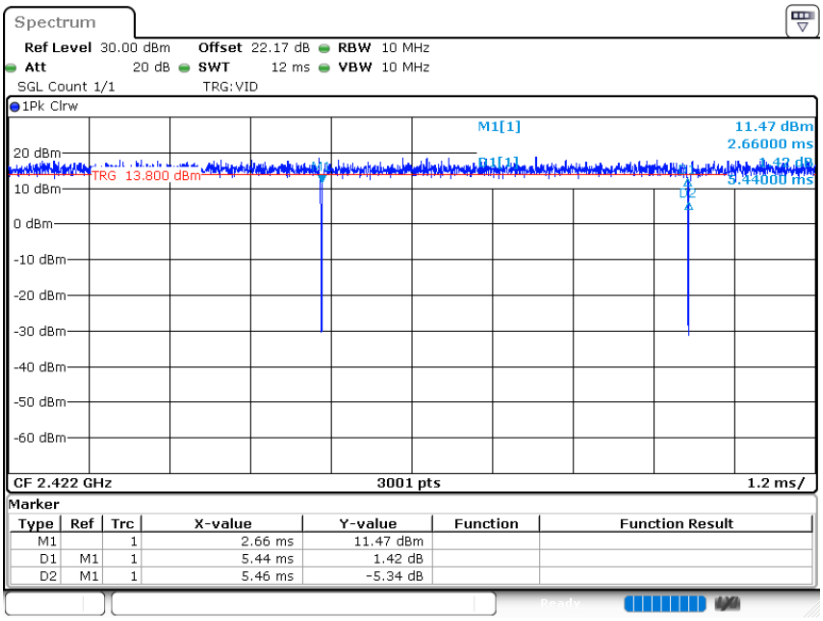

802.11be EHT20

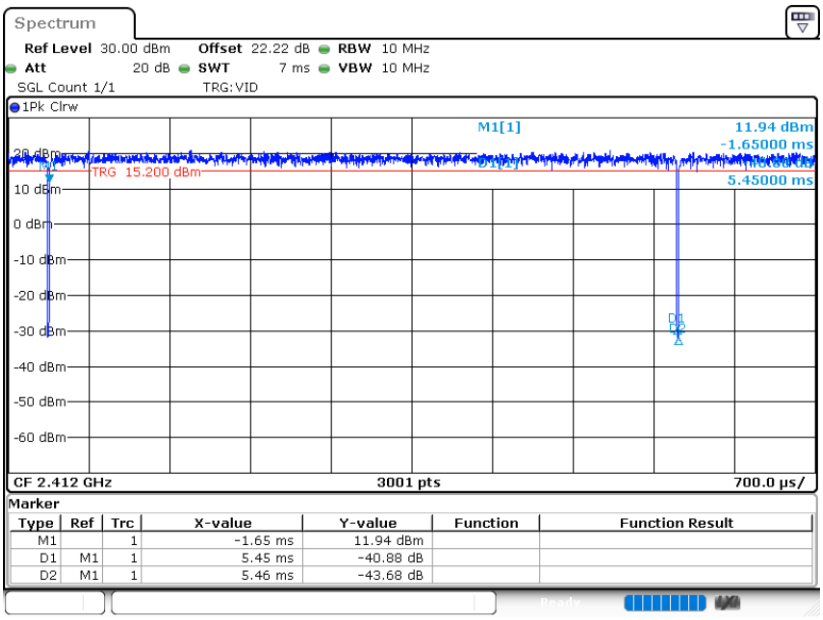
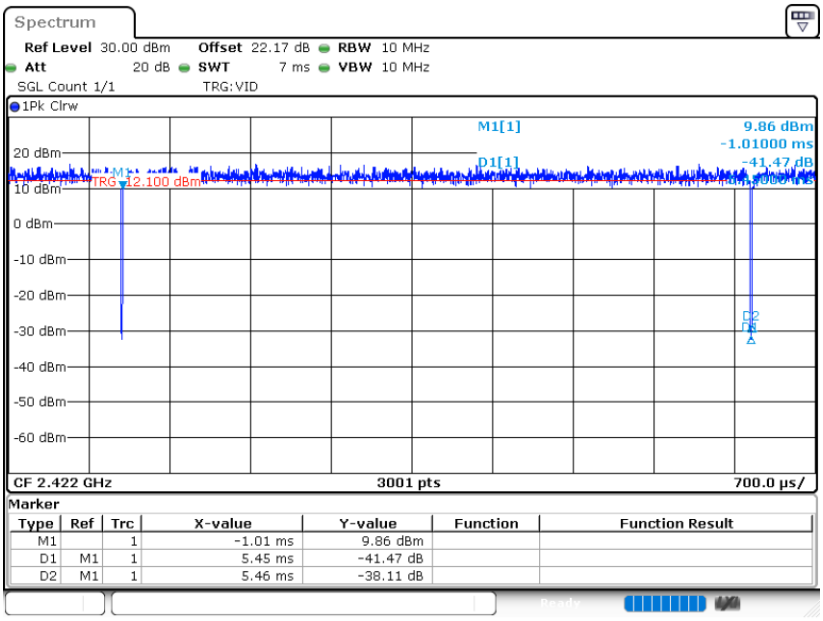
802.11be EHT40