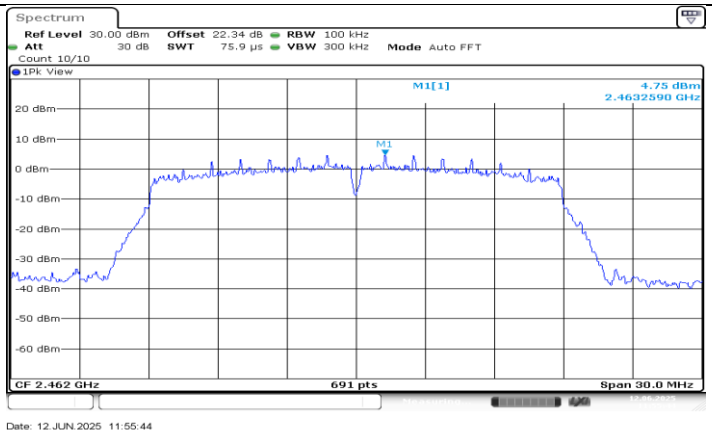

11N20SISO_Ant0_2462_0~Reference

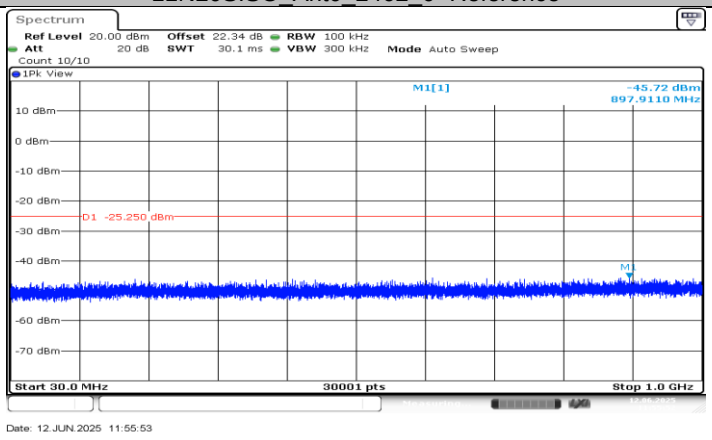

11N20SISO_Ant0_2462_30~1000

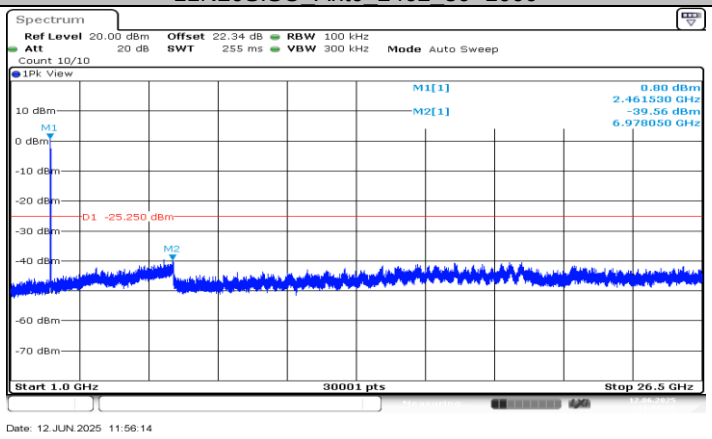

11N20SISO_Ant0_2462_1000~26500

This report shall not be reproduced except in full, without the written approval of UL Verification Services (Guangzhou) Co., Ltd, Song Shan Lake Branch.

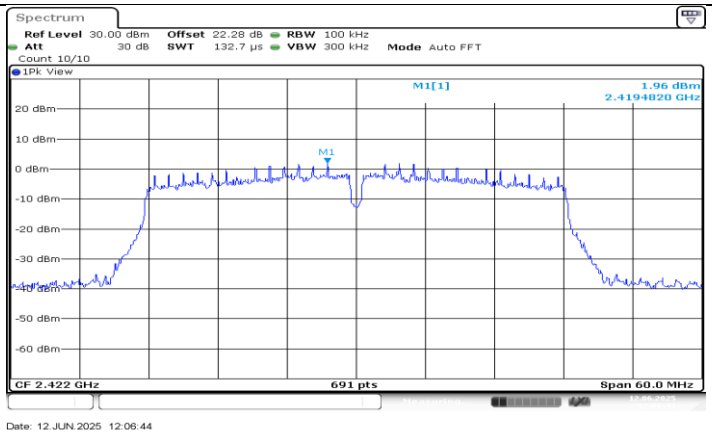

11N40SISO_Ant0_2422_0~Reference

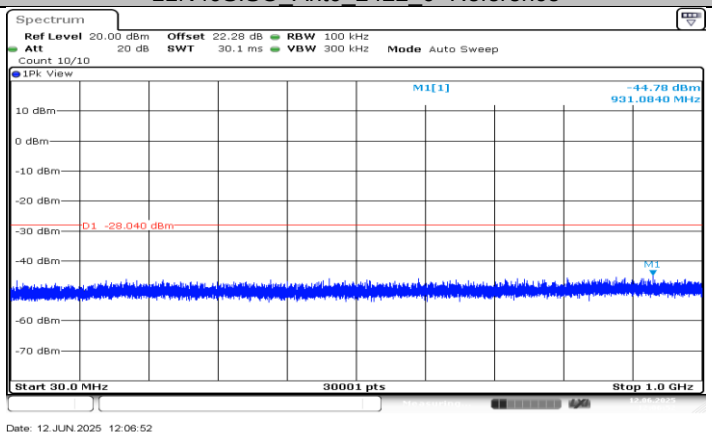

11N40SISO_Ant0_2422_30~1000

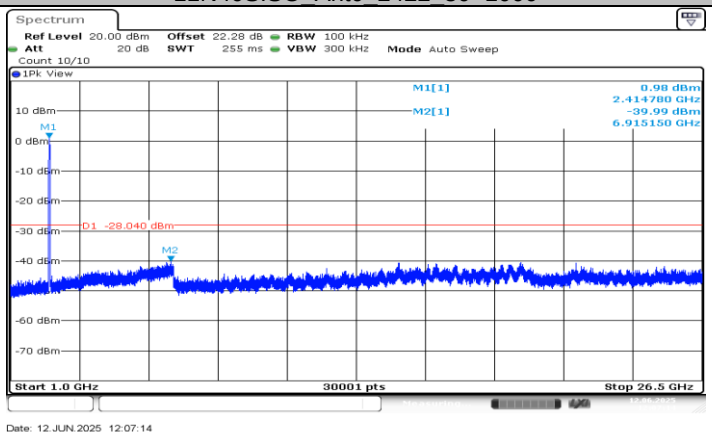

11N40SISO_Ant0_2422_1000~26500

This report shall not be reproduced except in full, without the written approval of UL Verification Services (Guangzhou) Co., Ltd, Song Shan Lake Branch.

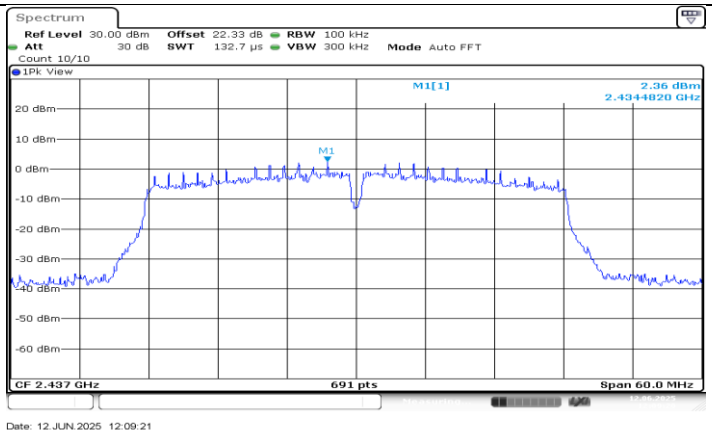

11N40SISO_Ant0_2437_0~Reference

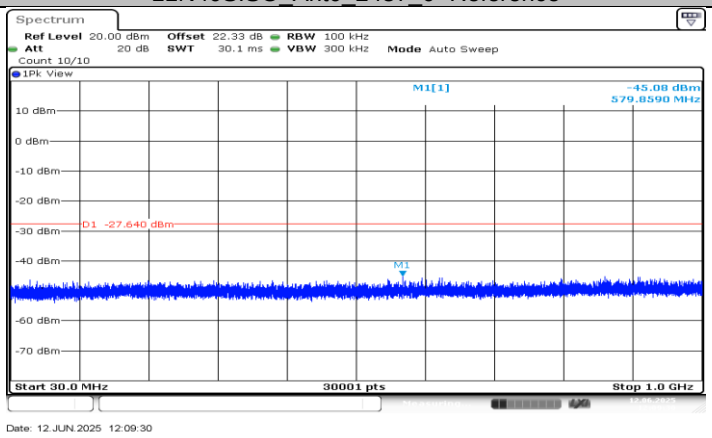

11N40SISO_Ant0_2437_30~1000

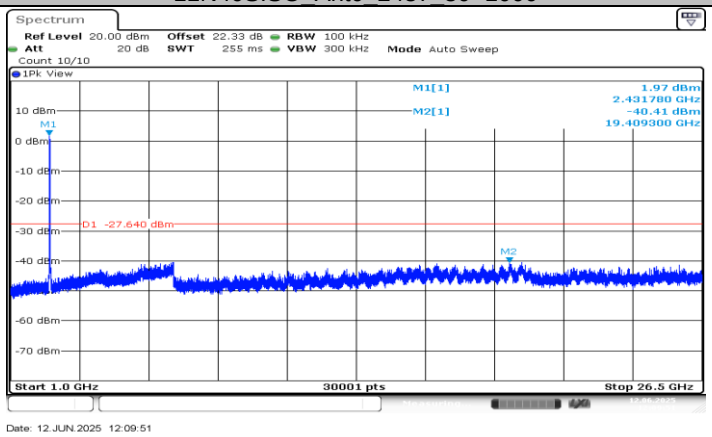

11N40SISO_Ant0_2437_1000~26500

This report shall not be reproduced except in full, without the written approval of UL Verification Services (Guangzhou) Co., Ltd, Song Shan Lake Branch.

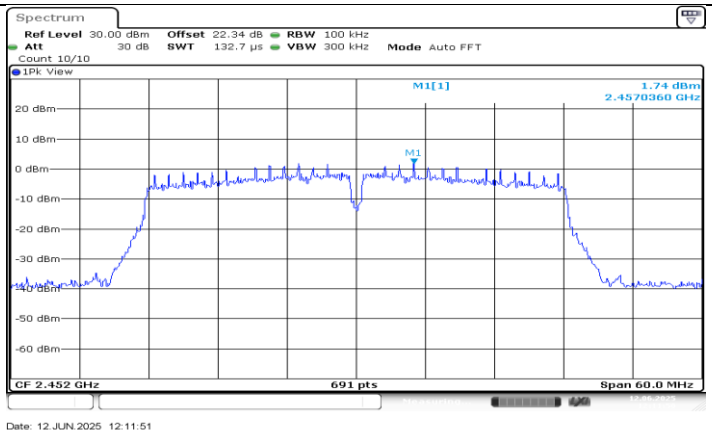

11N40SISO_Ant0_2452_0~Reference

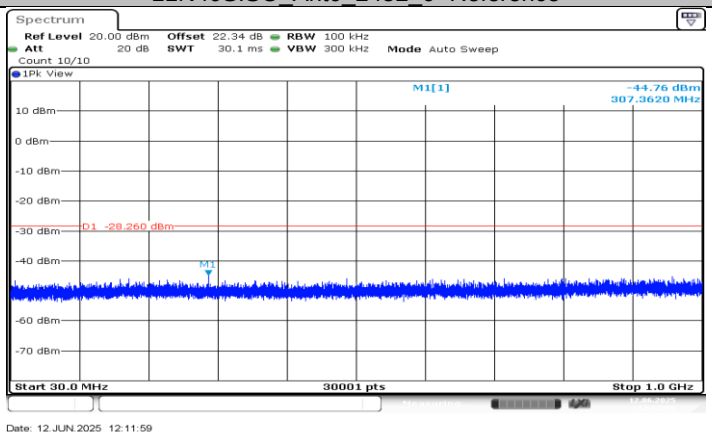

11N40SISO_Ant0_2452_30~1000

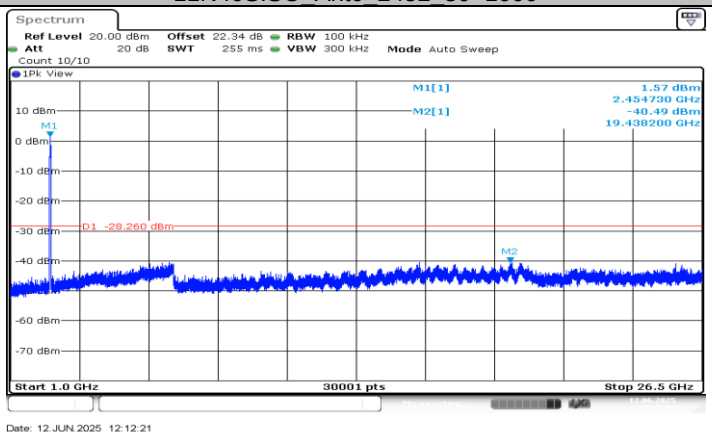

11N40SISO_Ant0_2452_1000~26500

This report shall not be reproduced except in full, without the written approval of UL Verification Services (Guangzhou) Co., Ltd, Song Shan Lake Branch.

11.7. APPENDIX G1: DUTY CYCLE

11.7.1. Test Result

Test Mode	On Time (msec)	Period (msec)	Duty Cycle x (Linear)	Duty Cycle (%)	Duty Cycle Correction Factor (dB)	1/T Minimum VBW (kHz)	Final setting For VBW (kHz)
11B	8.37	8.41	0.9952	99.52	0.02	0.12	0.01
11G	1.38	1.43	0.9650	96.50	0.15	0.72	1
11N20SISO	1.29	1.33	0.9699	96.99	0.13	0.78	1
11N40SISO	0.64	0.68	0.9412	94.12	0.26	1.56	2

Note:
Duty Cycle Correction Factor=10log (1/x).
Where: x is Duty Cycle (Linear)
Where: T is On Time
If that calculated VBW is not available on the analyzer then the next higher value should be used.

This report shall not be reproduced except in full, without the written approval of UL Verification Services (Guangzhou) Co., Ltd, Song Shan Lake Branch.

11.7.2. Test Graphs

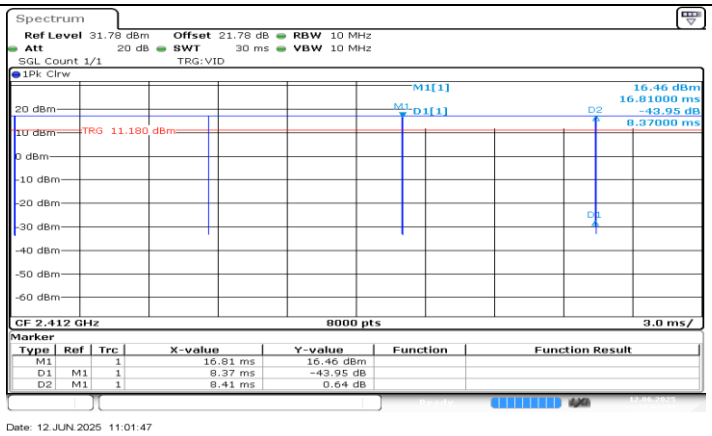

11B_Ant0_2412

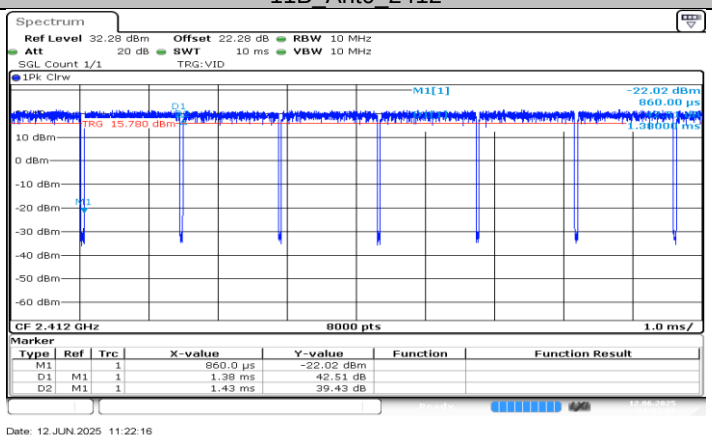

11G_Ant0_2412

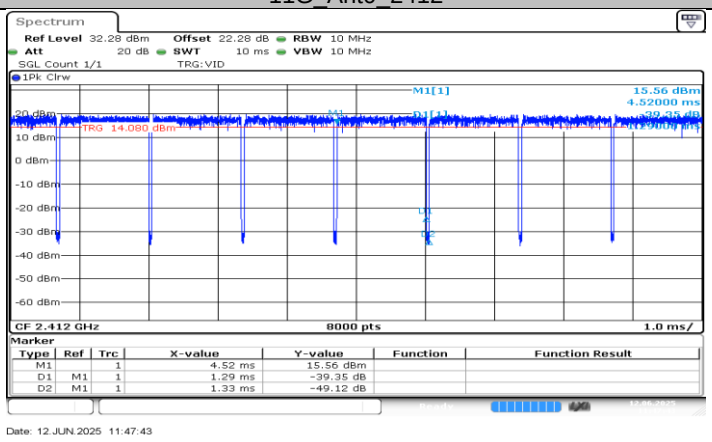

11N20SISO_Ant0_2412

This report shall not be reproduced except in full, without the written approval of UL Verification Services (Guangzhou) Co., Ltd, Song Shan Lake Branch.

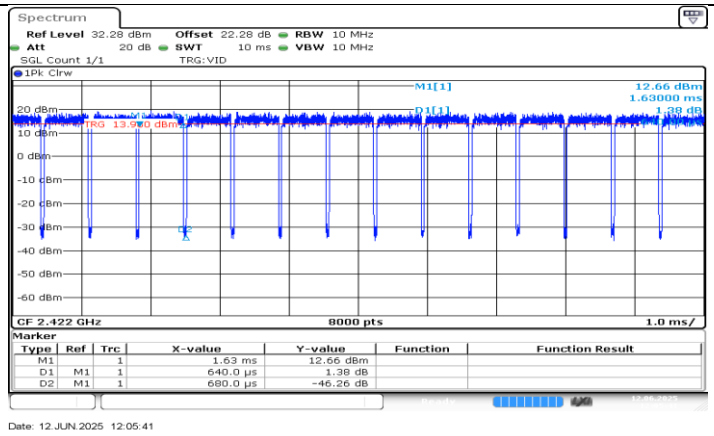

11N40SISO_Ant0_2422

This report shall not be reproduced except in full, without the written approval of UL Verification Services (Guangzhou) Co., Ltd, Song Shan Lake Branch.

12. TEST DATA for ANT1

12.1. APPENDIX A2: DTS BANDWIDTH

12.1.1. Test Result

Test Mode	Antenna	Frequency[MHz]	DTS BW [MHz]	FL[MHz]	FH[MHz]	Limit[MHz]	Verdict
11B	Ant1	2412	8.08	2408.44	2416.52	⩾0.5	PASS
		2437	8.08	2432.48	2440.56	⩾0.5	PASS
		2462	9.08	2457.44	2466.52	⩾0.5	PASS
11G	Ant1	2412	15.12	2404.44	2419.56	⩾0.5	PASS
		2437	15.12	2429.44	2444.56	⩾0.5	PASS
		2462	16.00	2454.12	2470.12	⩾0.5	PASS
11N20SISO	Ant1	2412	15.12	2404.44	2419.56	⩾0.5	PASS
		2437	15.12	2429.44	2444.56	⩾0.5	PASS
		2462	15.08	2454.44	2469.52	⩾0.5	PASS
11N40SISO	Ant1	2422	35.12	2404.48	2439.60	⩾0.5	PASS
		2437	35.12	2419.48	2454.60	⩾0.5	PASS
		2452	35.12	2434.48	2469.60	⩾0.5	PASS

This report shall not be reproduced except in full, without the written approval of UL Verification Services (Guangzhou) Co., Ltd, Song Shan Lake Branch.

12.1.2. Test Graphs

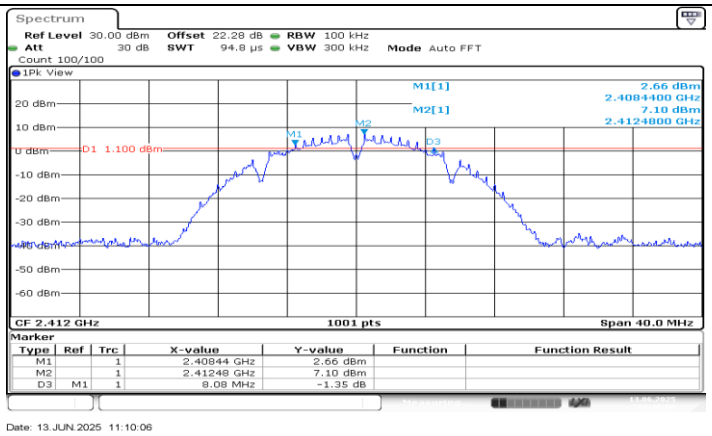

11B_Ant1_2412

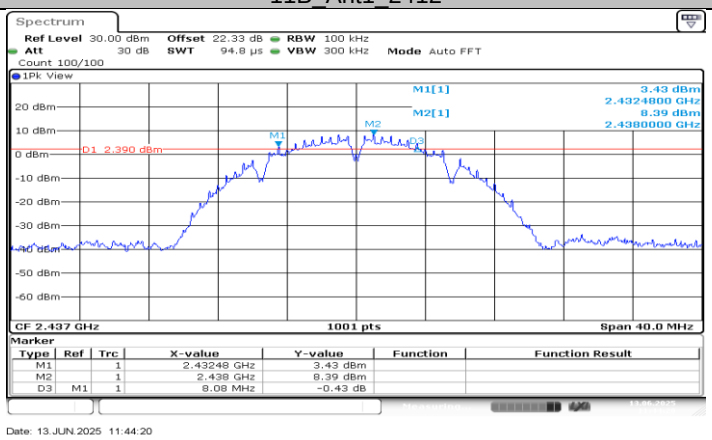

11B_Ant1_2437

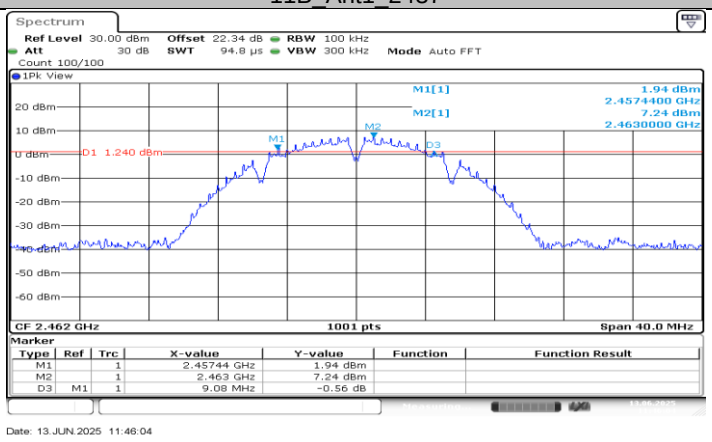

11B_Ant1_2462

This report shall not be reproduced except in full, without the written approval of UL Verification Services (Guangzhou) Co., Ltd, Song Shan Lake Branch.

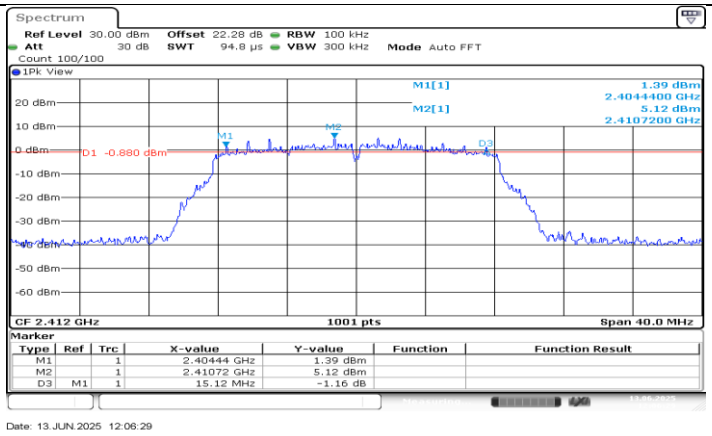

11G_Ant1_2412

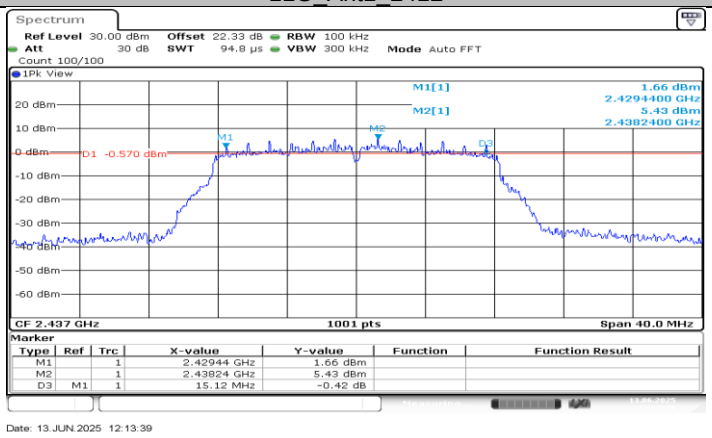

11G_Ant1_2437

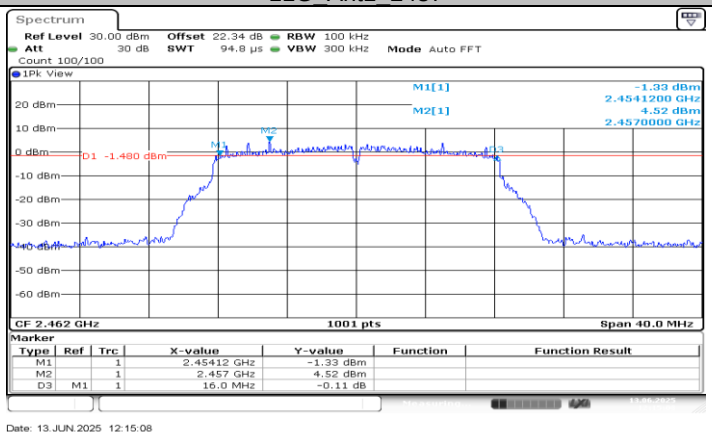

11G_Ant1_2462

This report shall not be reproduced except in full, without the written approval of UL Verification Services (Guangzhou) Co., Ltd, Song Shan Lake Branch.

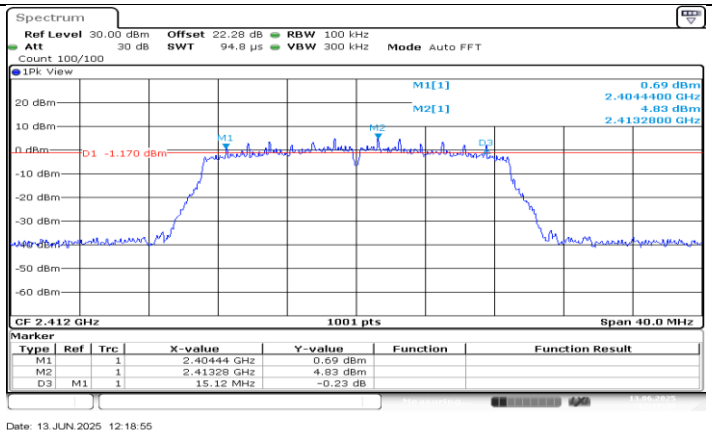

11N20SISO_Ant1_2412

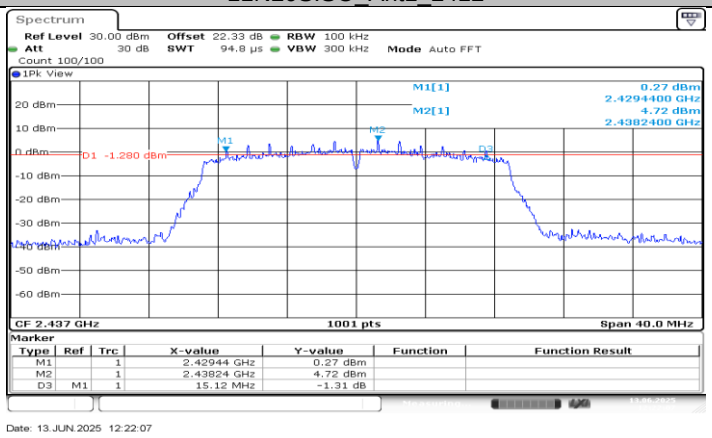

11N20SISO_Ant1_2437

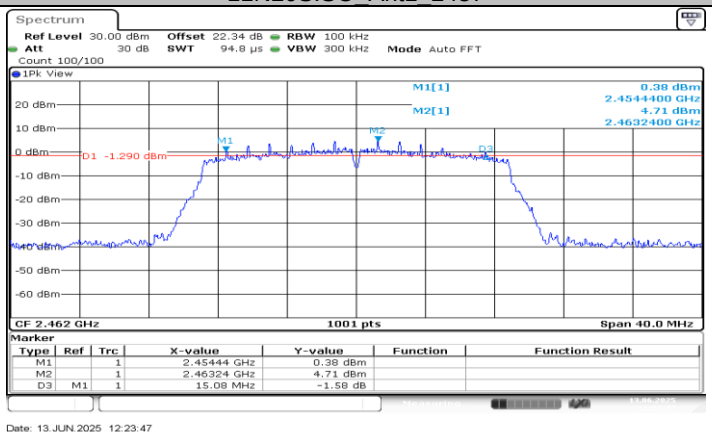

11N20SISO_Ant1_2462

This report shall not be reproduced except in full, without the written approval of UL Verification Services (Guangzhou) Co., Ltd, Song Shan Lake Branch.

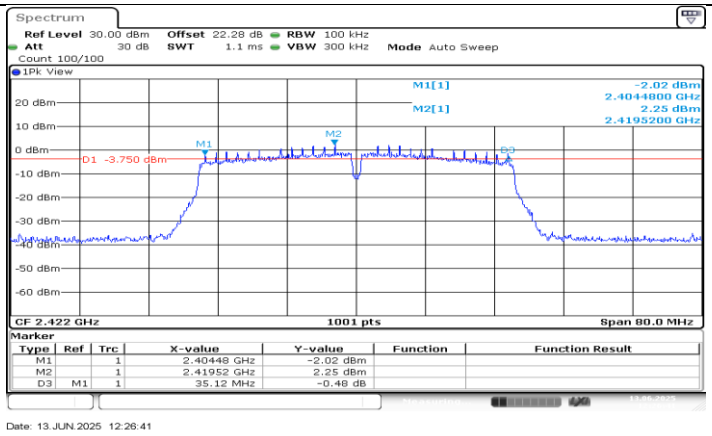

11N40SISO_Ant1_2422

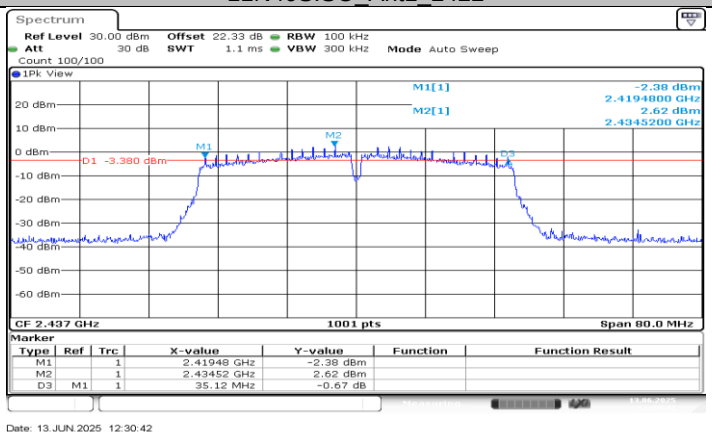

11N40SISO_Ant1_2437

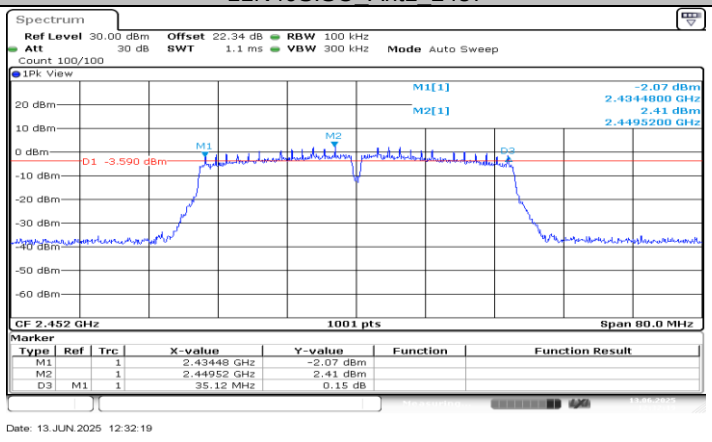

11N40SISO_Ant1_2452

This report shall not be reproduced except in full, without the written approval of UL Verification Services (Guangzhou) Co., Ltd, Song Shan Lake Branch.

12.2. APPENDIX B2: OCCUPIED CHANNEL BANDWIDTH

12.2.1. Test Result

Test Mode	Antenna	Frequency[MHz]	OCB [MHz]	FL[MHz]	FH[MHz]	Verdict
11B	Ant1	2412	13.586	2405.2068	2418.7932	PASS
		2437	13.626	2430.2068	2443.8332	PASS
		2462	13.626	2455.2068	2468.8332	PASS
11G	Ant1	2412	17.183	2403.4086	2420.5914	PASS
		2437	17.183	2428.4086	2445.5914	PASS
		2462	17.183	2453.4086	2470.5914	PASS
11N20SISO	Ant1	2412	18.022	2403.0090	2421.0310	PASS
		2437	18.062	2427.9690	2446.0310	PASS
		2462	18.062	2453.0090	2471.0709	PASS
11N40SISO	Ant1	2422	36.523	2403.7782	2440.3017	PASS
		2437	36.364	2418.8581	2455.2218	PASS
		2452	36.364	2433.8581	2470.2218	PASS

This report shall not be reproduced except in full, without the written approval of UL Verification Services (Guangzhou) Co., Ltd, Song Shan Lake Branch.

12.2.2. Test Graphs

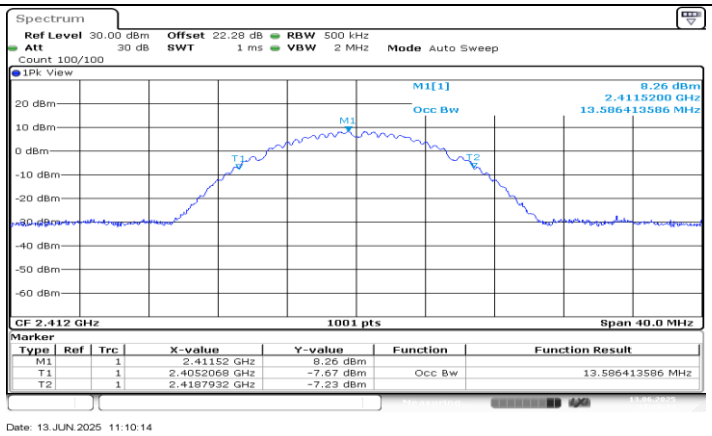

11B_Ant1_2412

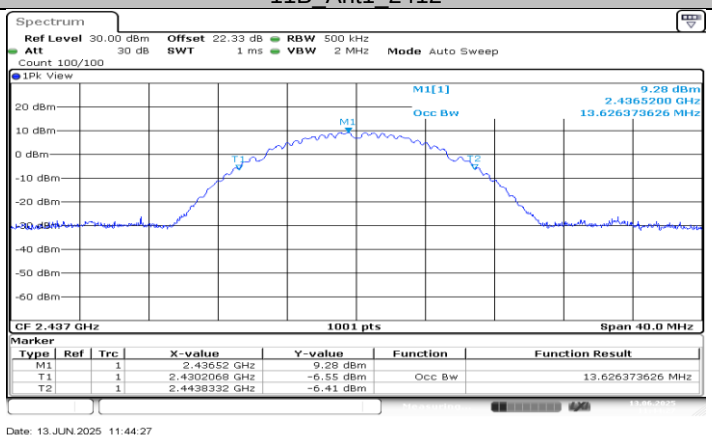

11B_Ant1_2437

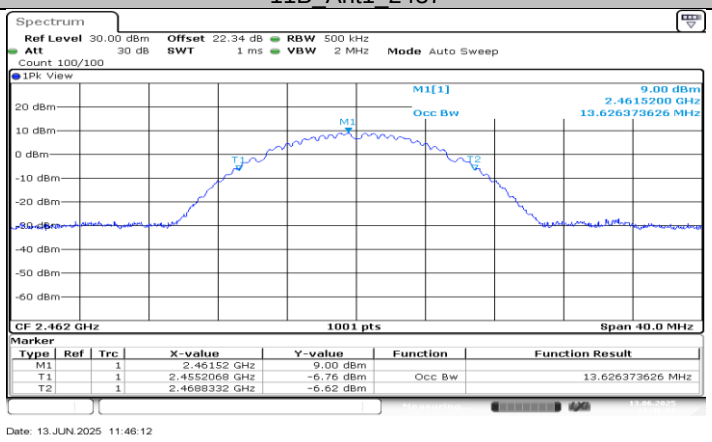

11B_Ant1_2462

This report shall not be reproduced except in full, without the written approval of UL Verification Services (Guangzhou) Co., Ltd, Song Shan Lake Branch.

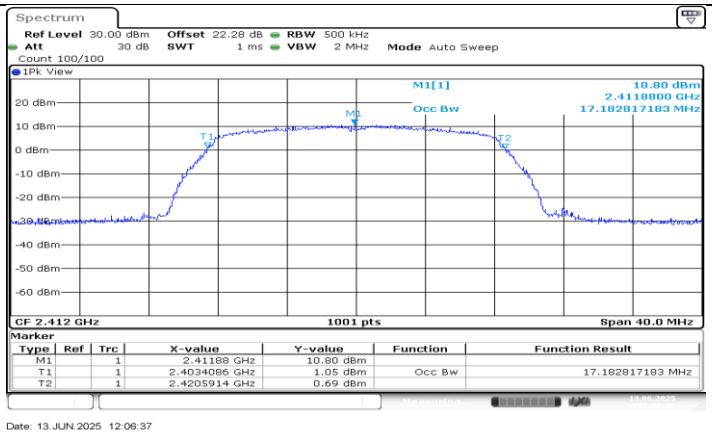

11G_Ant1_2412

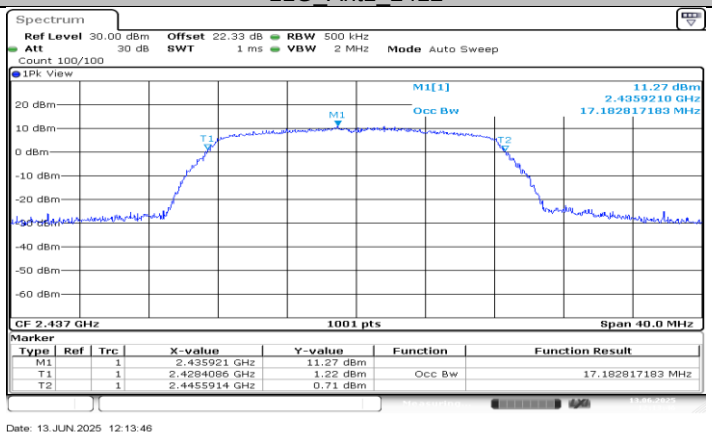

11G_Ant1_2437

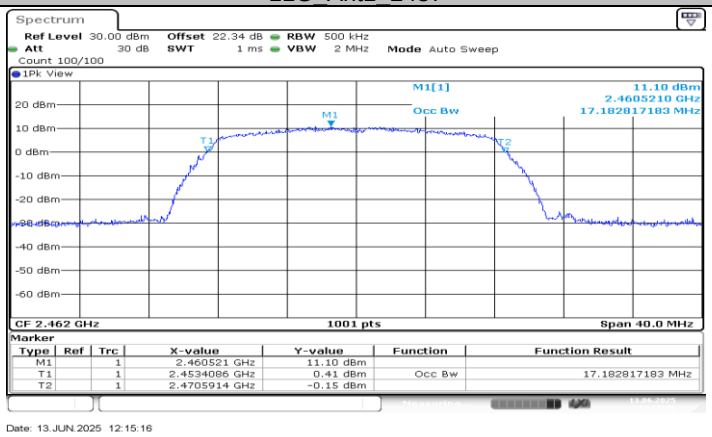

11G_Ant1_2462

This report shall not be reproduced except in full, without the written approval of UL Verification Services (Guangzhou) Co., Ltd, Song Shan Lake Branch.

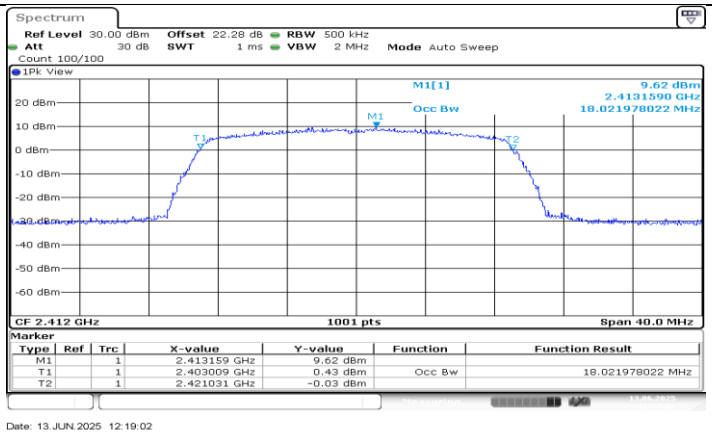

11N20SISO_Ant1_2412

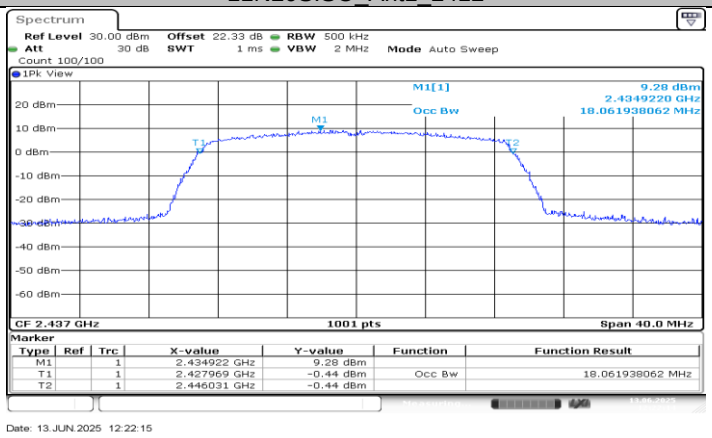

11N20SISO_Ant1_2437

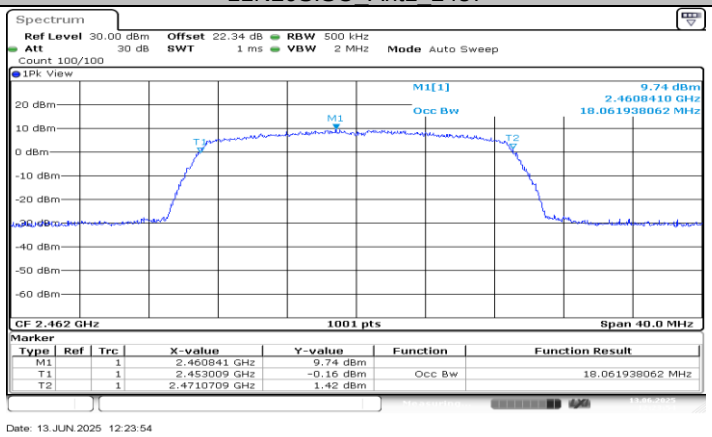

11N20SISO_Ant1_2462

This report shall not be reproduced except in full, without the written approval of UL Verification Services (Guangzhou) Co., Ltd, Song Shan Lake Branch.

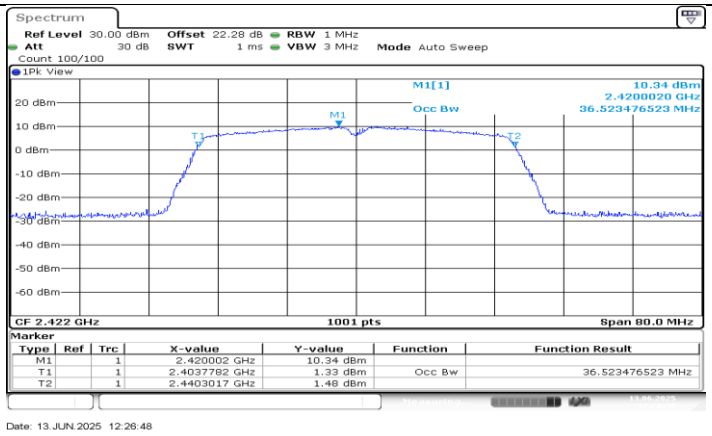

11N40SISO_Ant1_2422

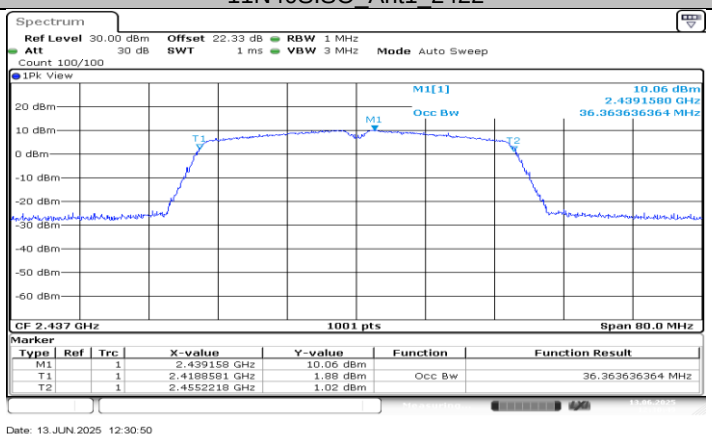

11N40SISO_Ant1_2437

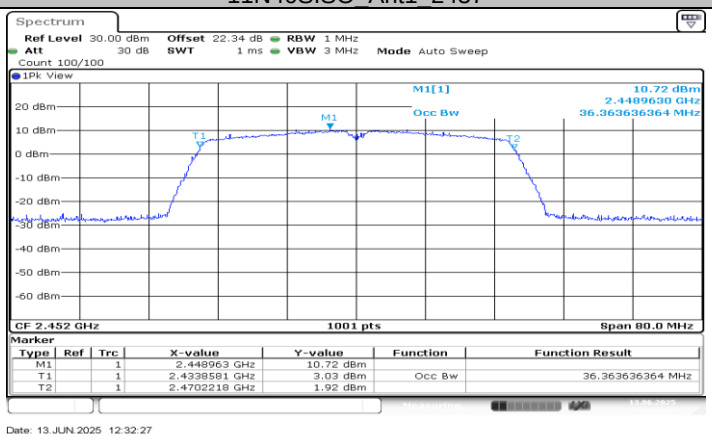

11N40SISO_Ant1_2452

This report shall not be reproduced except in full, without the written approval of UL Verification Services (Guangzhou) Co., Ltd, Song Shan Lake Branch.

12.3. APPENDIX C2: MAXIMUM CONDUCTED OUTPUT POWER

12.3.1. Test Result

Test Mode	Antenna	Frequency[MHz]	Result[dBm]	Limit[dBm]	Verdict
11B	Ant1	2412	16.20	≤30.00	PASS
		2437	16.66	≤30.00	PASS
		2462	16.38	≤30.00	PASS
11G	Ant1	2412	15.60	≤30.00	PASS
		2437	15.66	≤30.00	PASS
		2462	15.75	≤30.00	PASS
11N20SISO	Ant1	2412	14.66	≤30.00	PASS
		2437	14.51	≤30.00	PASS
		2462	14.59	≤30.00	PASS
11N40SISO	Ant1	2422	14.52	≤30.00	PASS
		2437	14.55	≤30.00	PASS
		2452	14.63	≤30.00	PASS

Note: 1. Conducted Power=Meas. Level+ Correction Factor
2. The Duty Cycle Factor (refer to section 7.5) had already compensated to the test data.

This report shall not be reproduced except in full, without the written approval of UL Verification Services (Guangzhou) Co., Ltd, Song Shan Lake Branch.

12.4. APPENDIX D2: MAXIMUM POWER SPECTRAL DENSITY

12.4.1. Test Result

Test Mode	Antenna	Frequency[MHz]	Result[dBm/3kHz]	Limit[dBm/3kHz]	Verdict
11B	Ant1	2412	-13.66	≤8.00	PASS
		2437	-13.25	≤8.00	PASS
		2462	-13.04	≤8.00	PASS
11G	Ant1	2412	-14.01	≤8.00	PASS
		2437	-13.26	≤8.00	PASS
		2462	-13.47	≤8.00	PASS
11N20SISO	Ant1	2412	-18.08	≤8.00	PASS
		2437	-18.02	≤8.00	PASS
		2462	-18.14	≤8.00	PASS
11N40SISO	Ant1	2422	-19.60	≤8.00	PASS
		2437	-19.30	≤8.00	PASS
		2452	-18.97	≤8.00	PASS

Note: 1. The Duty Cycle Factor (refer to section 7.5) had already compensated to the test data.

This report shall not be reproduced except in full, without the written approval of UL Verification Services (Guangzhou) Co., Ltd, Song Shan Lake Branch.

12.4.2. Test Graphs

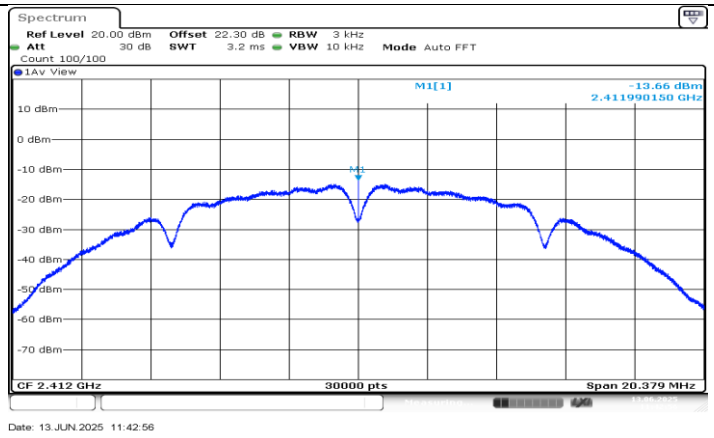

11B_Ant1_2412

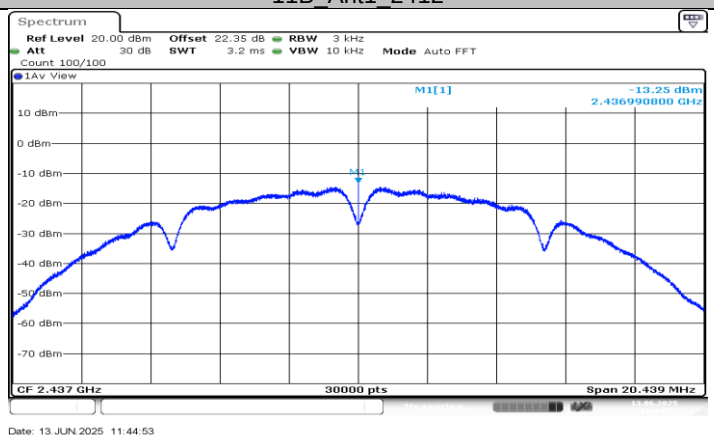

11B_Ant1_2437

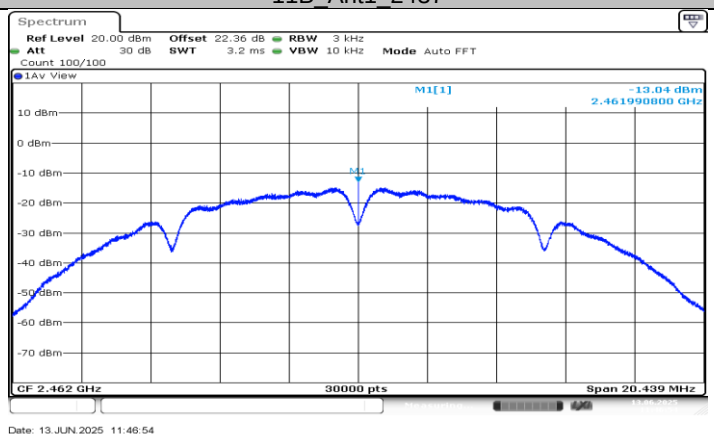

11B_Ant1_2462

This report shall not be reproduced except in full, without the written approval of UL Verification Services (Guangzhou) Co., Ltd, Song Shan Lake Branch.

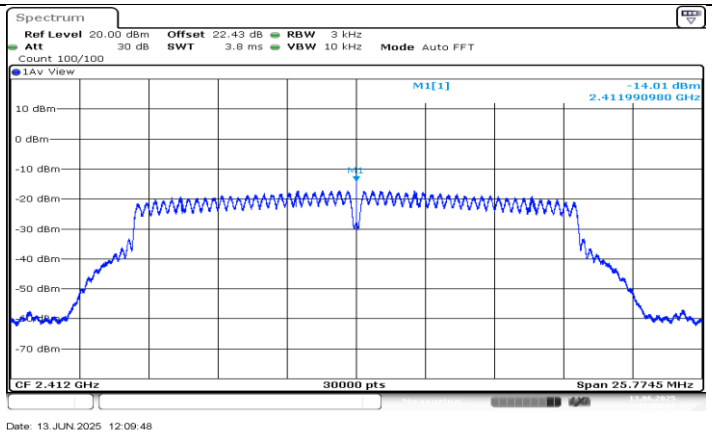

11G_Ant1_2412

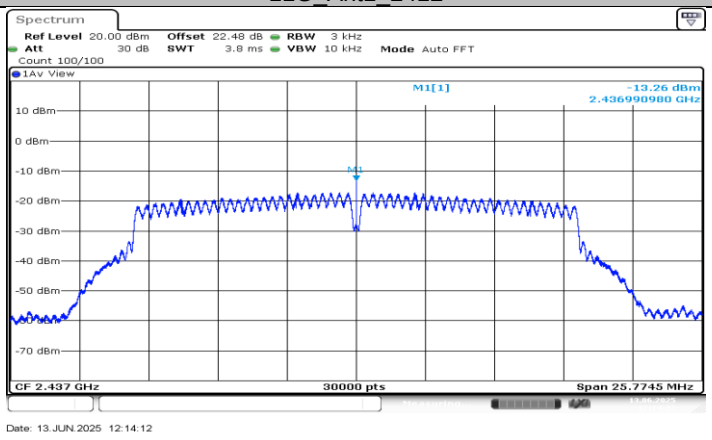

11G_Ant1_2437

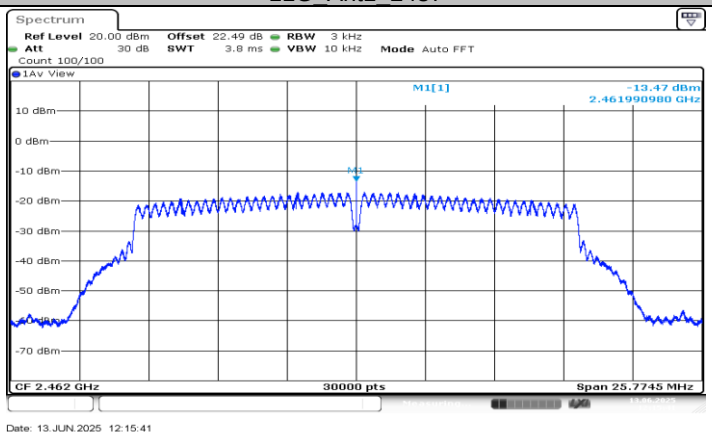

11G_Ant1_2462

This report shall not be reproduced except in full, without the written approval of UL Verification Services (Guangzhou) Co., Ltd, Song Shan Lake Branch.

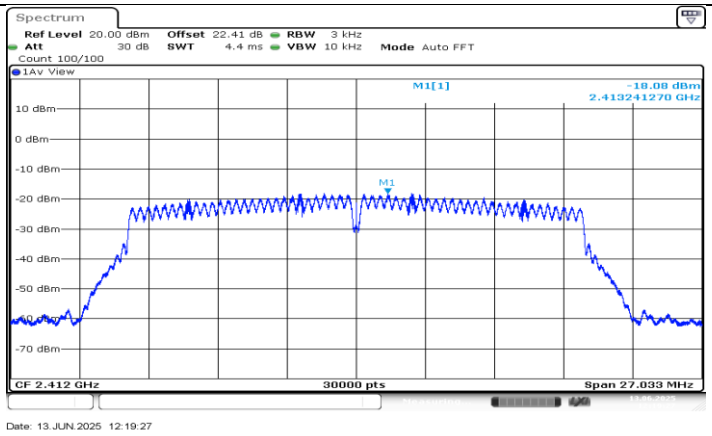

11N20SISO_Ant1_2412

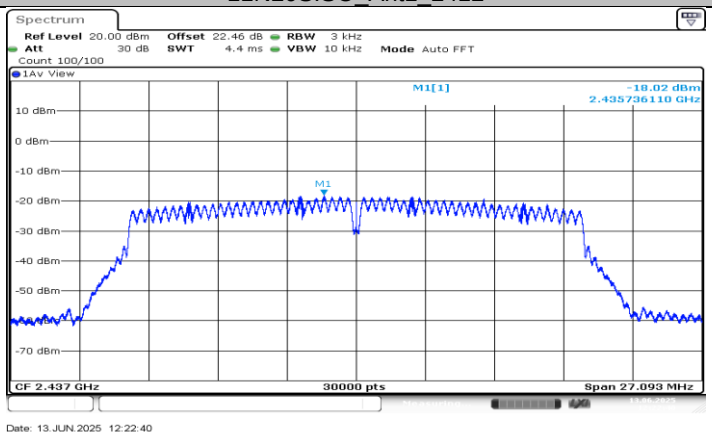

11N20SISO_Ant1_2437

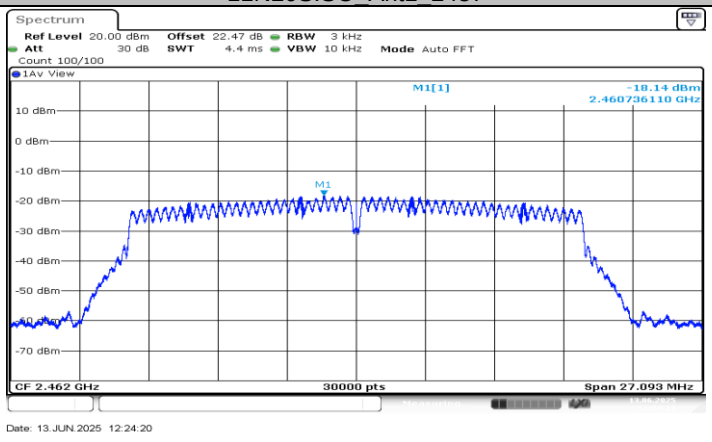

11N20SISO_Ant1_2462

This report shall not be reproduced except in full, without the written approval of UL Verification Services (Guangzhou) Co., Ltd, Song Shan Lake Branch.

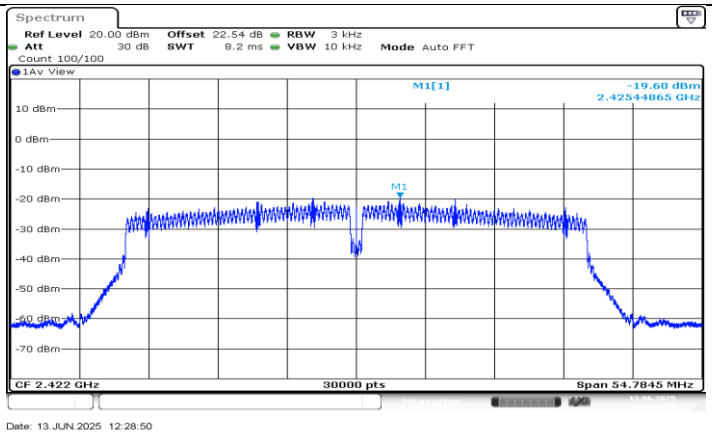

11N40SISO_Ant1_2422

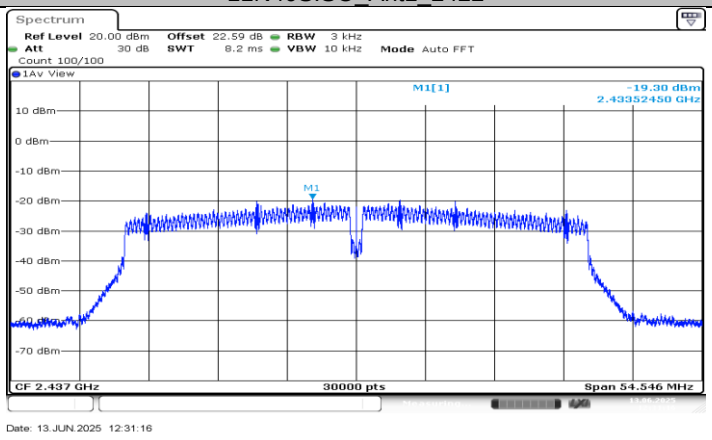

11N40SISO_Ant1_2437

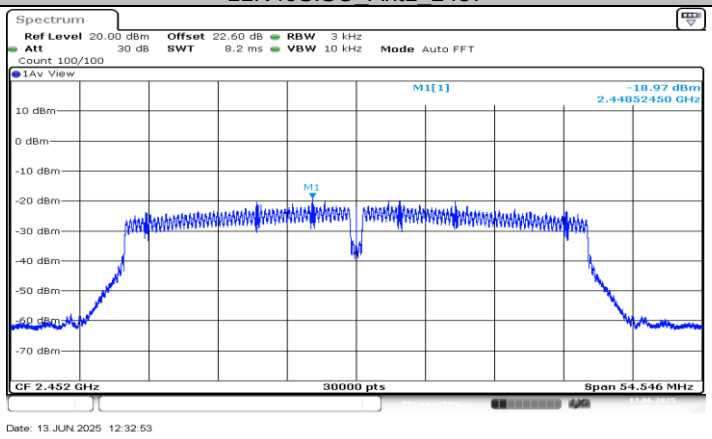

11N40SISO_Ant1_2452

This report shall not be reproduced except in full, without the written approval of UL Verification Services (Guangzhou) Co., Ltd, Song Shan Lake Branch.

12.5. APPENDIX E2: BAND EDGE MEASUREMENTS

12.5.1. Test Result

Test Mode	Antenna	ChName	Frequency [MHz]	RefLevel [dBm]	Result[dBm]	Limit[dBm]	Verdict
11B	Ant1	Low	2412	8.32	-39.63	≤-21.68	PASS
		High	2462	7.11	-46.15	≤-22.89	PASS
11G	Ant1	Low	2412	5.39	-37.71	≤-24.61	PASS
		High	2462	5.24	-44.61	≤-24.76	PASS
11N20SISO	Ant1	Low	2412	4.45	-40.08	≤-25.55	PASS
		High	2462	3.20	-45.92	≤-26.8	PASS
11N40SISO	Ant1	Low	2422	1.65	-37.12	≤-28.35	PASS
		High	2452	1.73	-43.43	≤-28.27	PASS

This report shall not be reproduced except in full, without the written approval of UL Verification Services (Guangzhou) Co., Ltd, Song Shan Lake Branch.

12.5.2. Test Graphs

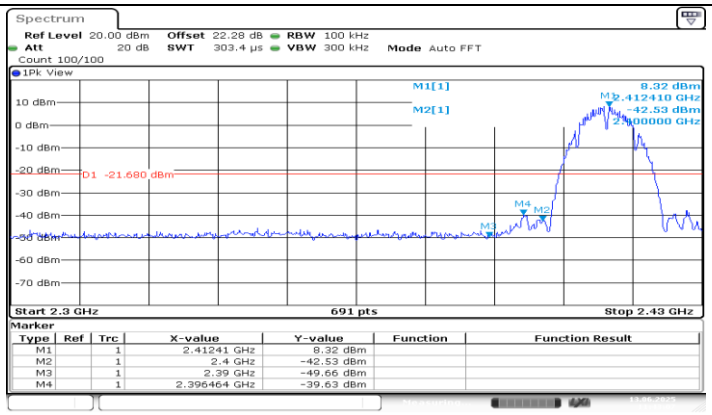

11B_Ant1_Low_2412

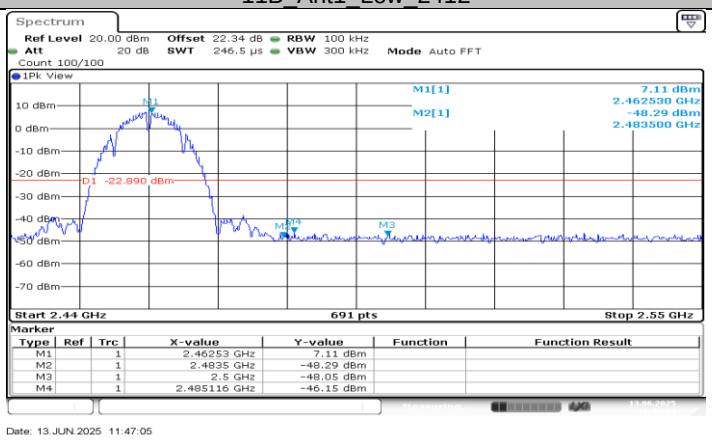

11B_Ant1_High_2462

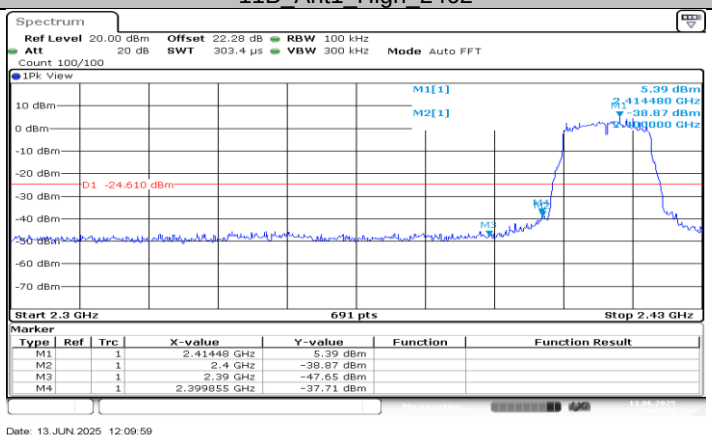

11G_Ant1_Low_2412

This report shall not be reproduced except in full, without the written approval of UL Verification Services (Guangzhou) Co., Ltd, Song Shan Lake Branch.

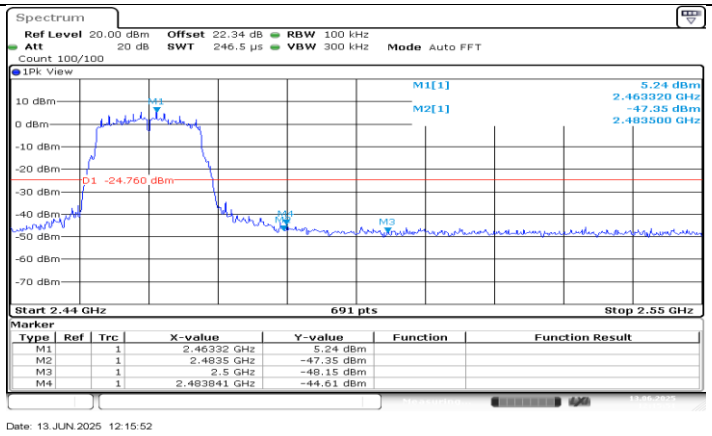

11G_Ant1_High_2462

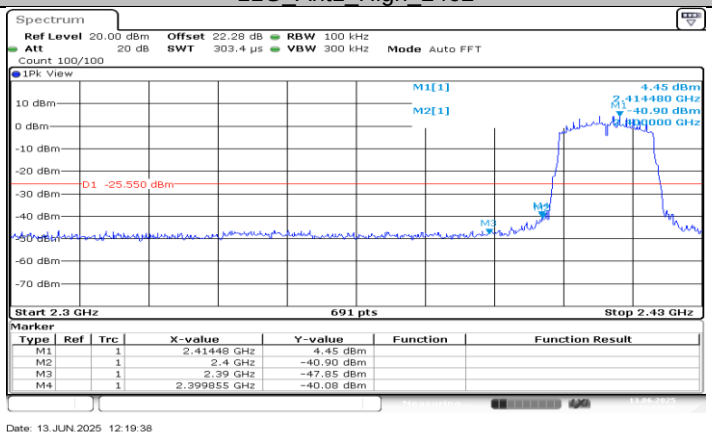

11N20SISO_Ant1_Low_2412

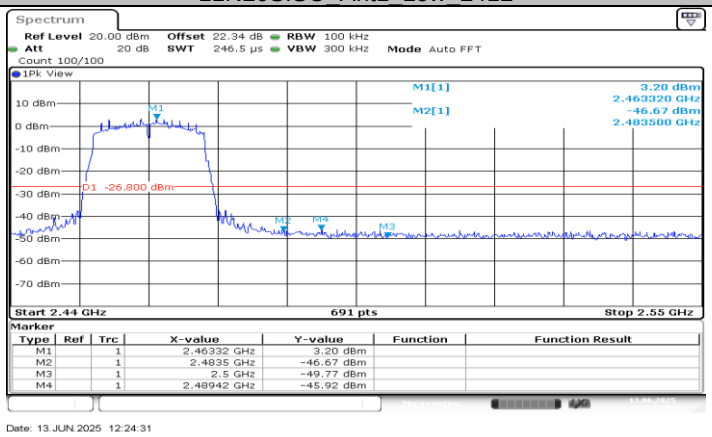

11N20SISO_Ant1_High_2462

This report shall not be reproduced except in full, without the written approval of UL Verification Services (Guangzhou) Co., Ltd, Song Shan Lake Branch.

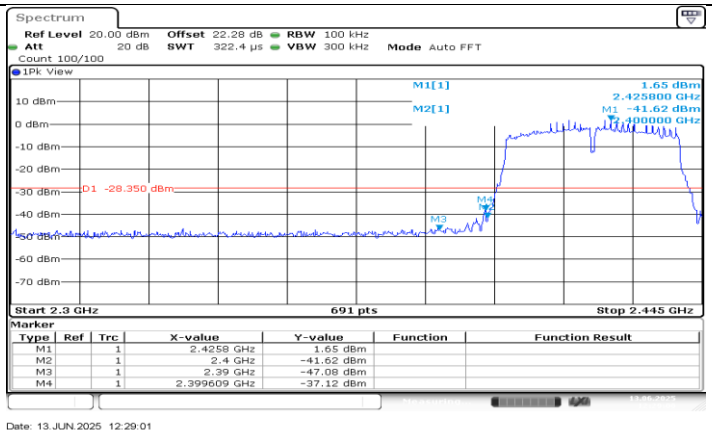

11N40SISO_Ant1_Low_2422

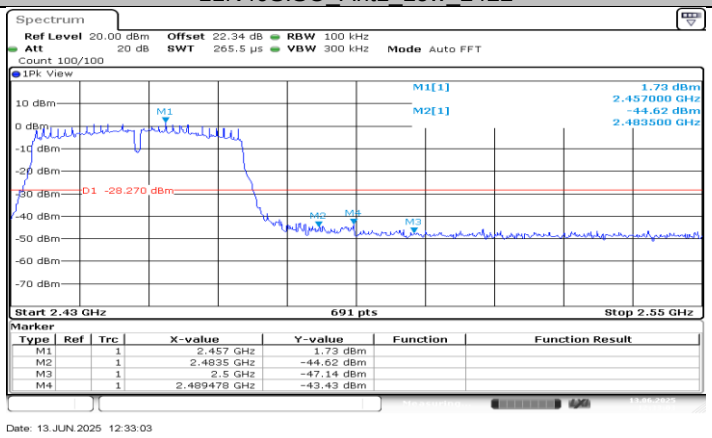

11N40SISO_Ant1_High_2452

This report shall not be reproduced except in full, without the written approval of UL Verification Services (Guangzhou) Co., Ltd, Song Shan Lake Branch.

12.6. APPENDIX F2: CONDUCTED SPURIOUS EMISSION

12.6.1. Test Result

Test Mode	Antenna	Frequency[MHz]	FreqRange [Mhz]	Result [dBm]	Limit [dBm]	Verdict
11B	Ant1	2412	Reference	8.24	---	PASS
			30~1000	-45.06	≤-21.76	PASS
			1000~26500	-40.01	≤-21.76	PASS
		2437	Reference	8.44	---	PASS
			30~1000	-44.89	≤-21.56	PASS
			1000~26500	-39.56	≤-21.56	PASS
		2462	Reference	8.14	---	PASS
			30~1000	-44.82	≤-21.86	PASS
			1000~26500	-38.96	≤-21.86	PASS
11G	Ant1	2412	Reference	5.11	---	PASS
			30~1000	-45.29	≤-24.89	PASS
			1000~26500	-40.15	≤-24.89	PASS
		2437	Reference	5.76	---	PASS
			30~1000	-44.25	≤-24.24	PASS
			1000~26500	-40.1	≤-24.24	PASS
		2462	Reference	6.06	---	PASS
			30~1000	-45.09	≤-23.94	PASS
			1000~26500	-39.89	≤-23.94	PASS
11N20SISO	Ant1	2412	Reference	4.89	---	PASS
			30~1000	-44.94	≤-25.11	PASS
			1000~26500	-40.82	≤-25.11	PASS
		2437	Reference	4.78	---	PASS
			30~1000	-45.06	≤-25.22	PASS
			1000~26500	-40.06	≤-25.22	PASS
		2462	Reference	4.83	---	PASS
			30~1000	-45	≤-25.17	PASS
			1000~26500	-40.42	≤-25.17	PASS
11N40SISO	Ant1	2422	Reference	2.11	---	PASS
			30~1000	-45.05	≤-27.89	PASS
			1000~26500	-40.1	≤-27.89	PASS
		2437	Reference	2.21	---	PASS
			30~1000	-45.06	≤-27.79	PASS
			1000~26500	-39.43	≤-27.79	PASS
		2452	Reference	1.84	---	PASS
			30~1000	-45.29	≤-28.16	PASS
			1000~26500	-39.67	≤-28.16	PASS

This report shall not be reproduced except in full, without the written approval of UL Verification Services (Guangzhou) Co., Ltd, Song Shan Lake Branch.

12.6.2. Test Graphs

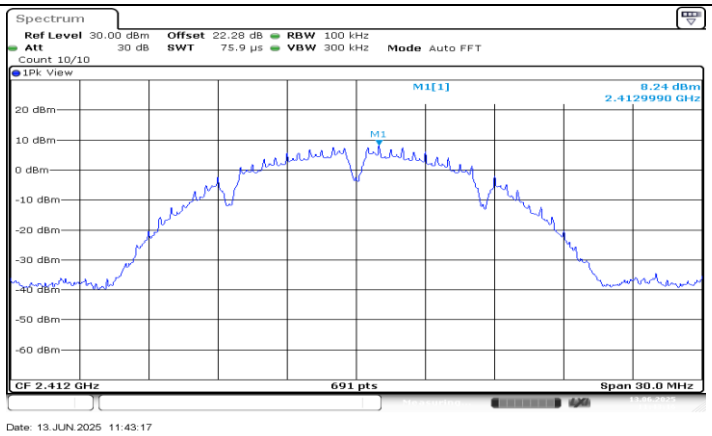

11B_Ant1_2412_0~Reference

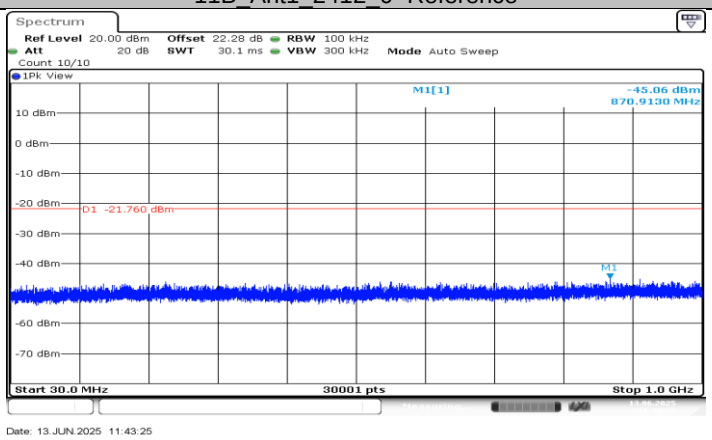

11B_Ant1_2412_30~1000

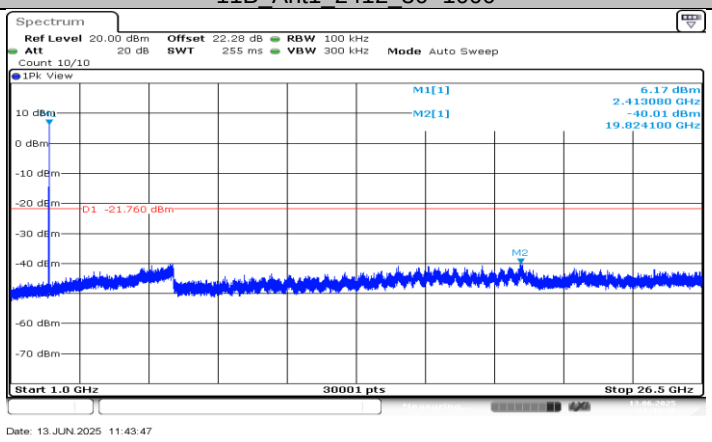

11B_Ant1_2412_1000~26500

This report shall not be reproduced except in full, without the written approval of UL Verification Services (Guangzhou) Co., Ltd, Song Shan Lake Branch.

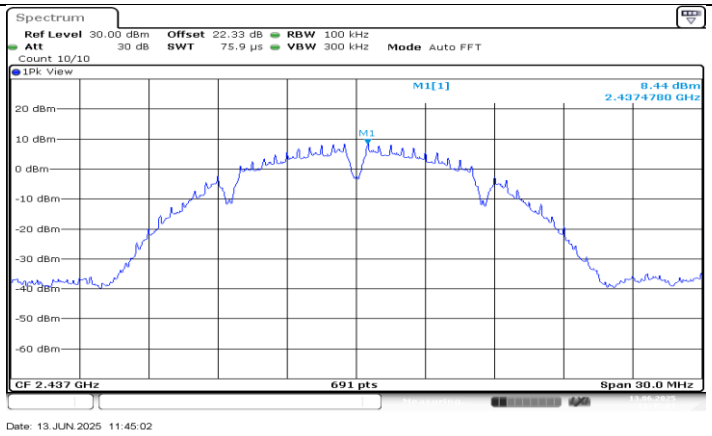

11B_Ant1_2437_0~Reference

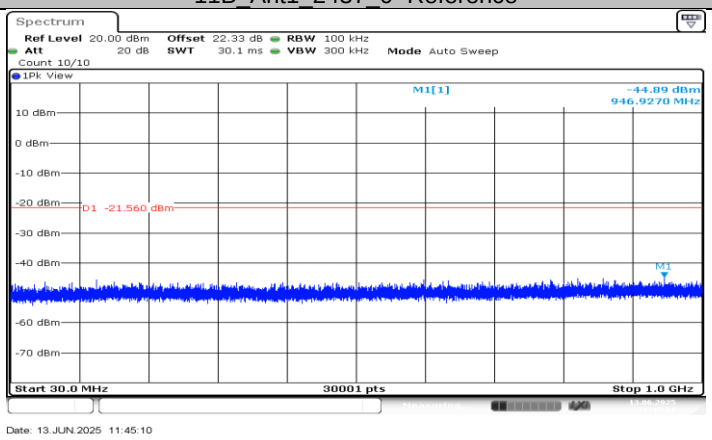

11B_Ant1_2437_30~1000

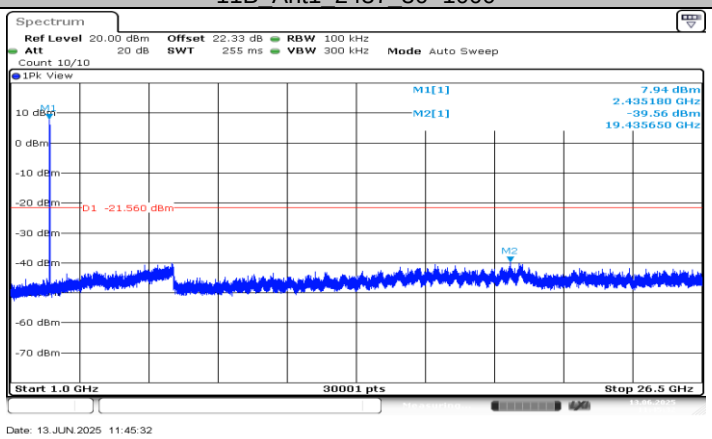

11B_Ant1_2437_1000~26500

This report shall not be reproduced except in full, without the written approval of UL Verification Services (Guangzhou) Co., Ltd, Song Shan Lake Branch.

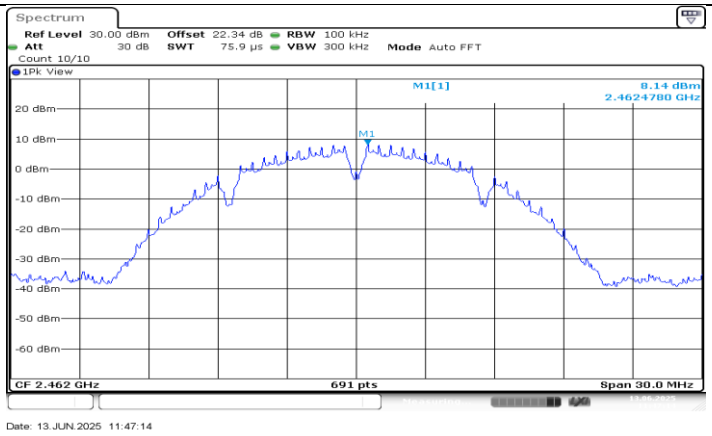

11B_Ant1_2462_0~Reference

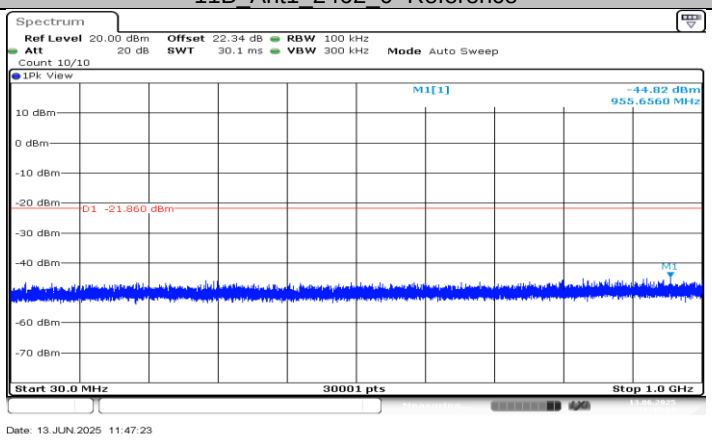

11B_Ant1_2462_30~1000

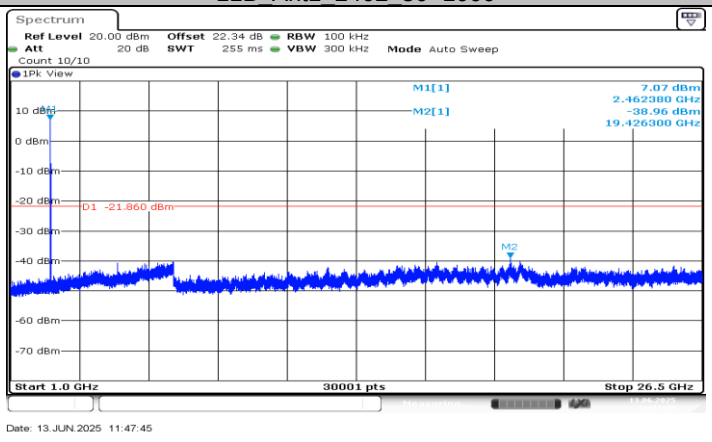

11B_Ant1_2462_1000~26500

This report shall not be reproduced except in full, without the written approval of UL Verification Services (Guangzhou) Co., Ltd, Song Shan Lake Branch.

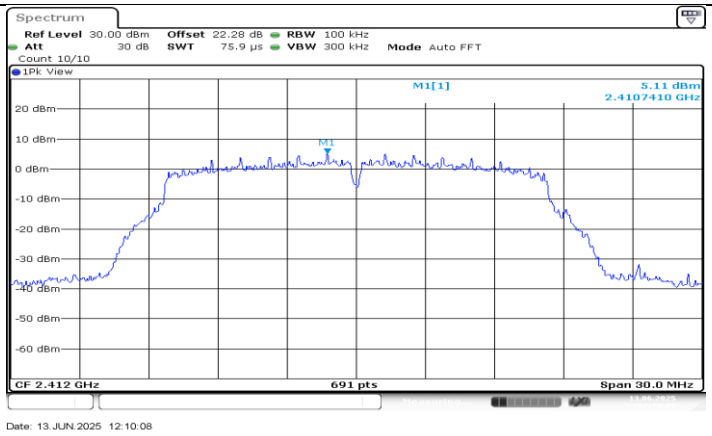

11G_Ant1_2412_0~Reference

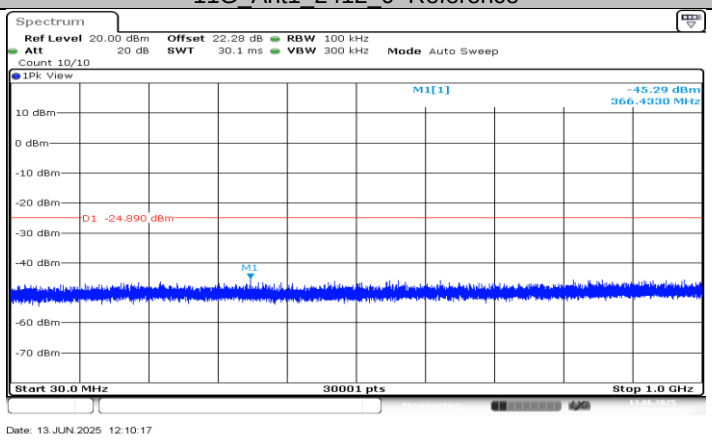

11G_Ant1_2412_30~1000

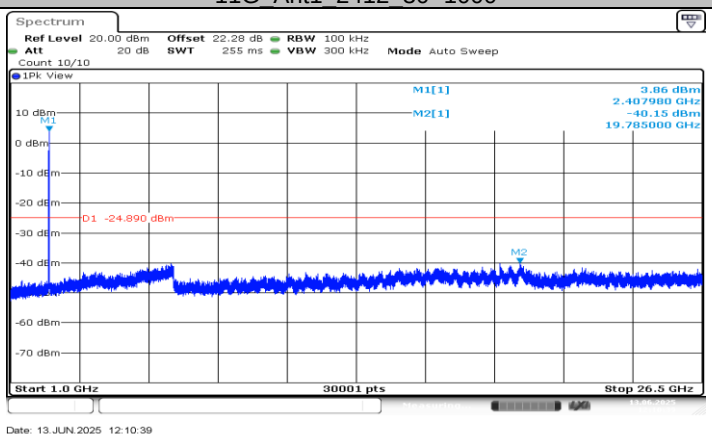

11G_Ant1_2412_1000~26500

This report shall not be reproduced except in full, without the written approval of UL Verification Services (Guangzhou) Co., Ltd, Song Shan Lake Branch.

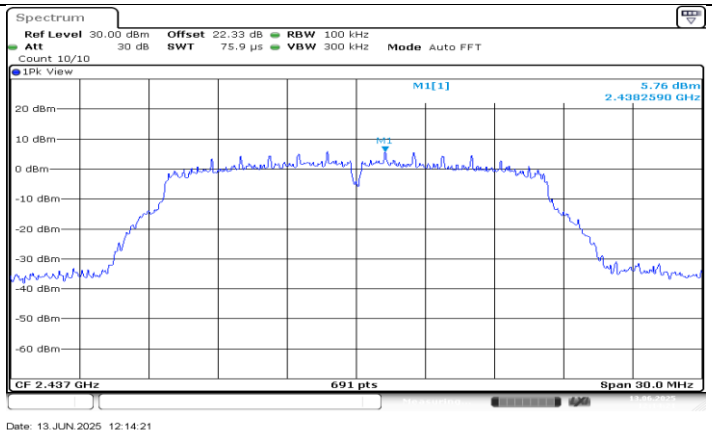

11G_Ant1_2437_0~Reference

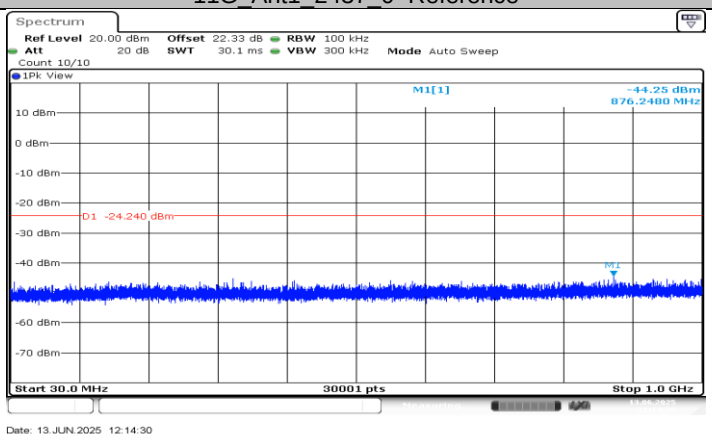

11G_Ant1_2437_30~1000

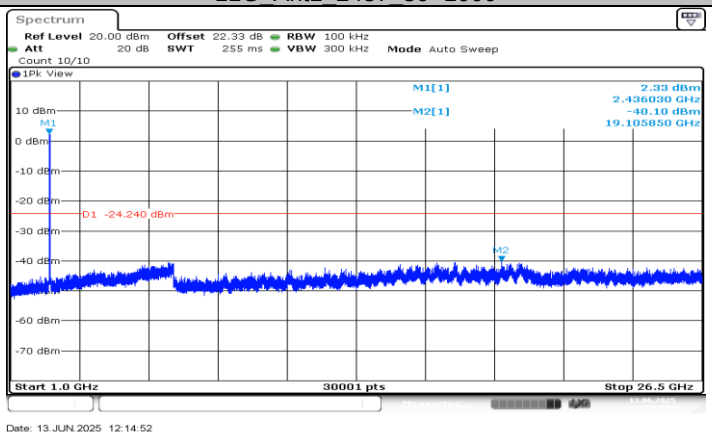

11G_Ant1_2437_1000~26500

This report shall not be reproduced except in full, without the written approval of UL Verification Services (Guangzhou) Co., Ltd, Song Shan Lake Branch.

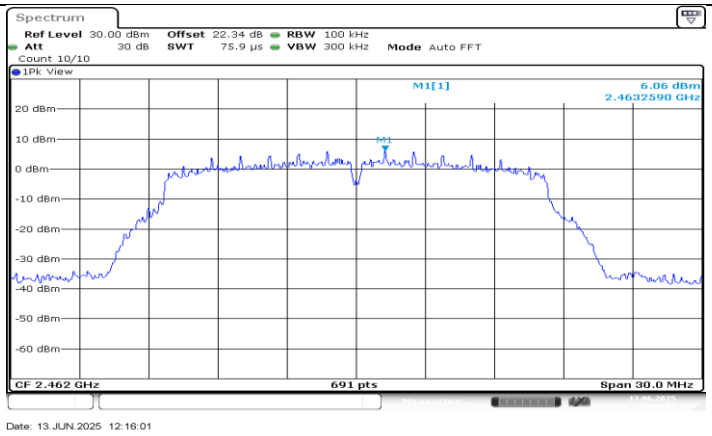

11G_Ant1_2462_0~Reference

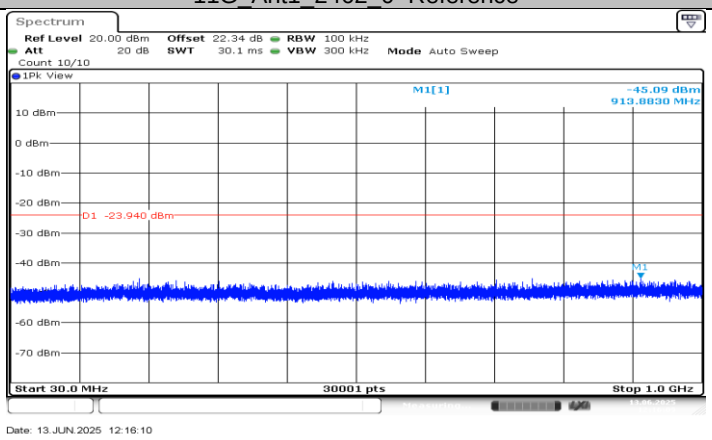

11G_Ant1_2462_30~1000

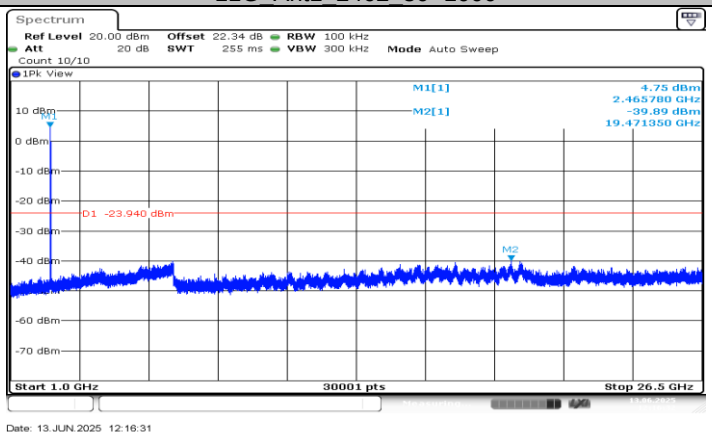

11G_Ant1_2462_1000~26500

This report shall not be reproduced except in full, without the written approval of UL Verification Services (Guangzhou) Co., Ltd, Song Shan Lake Branch.

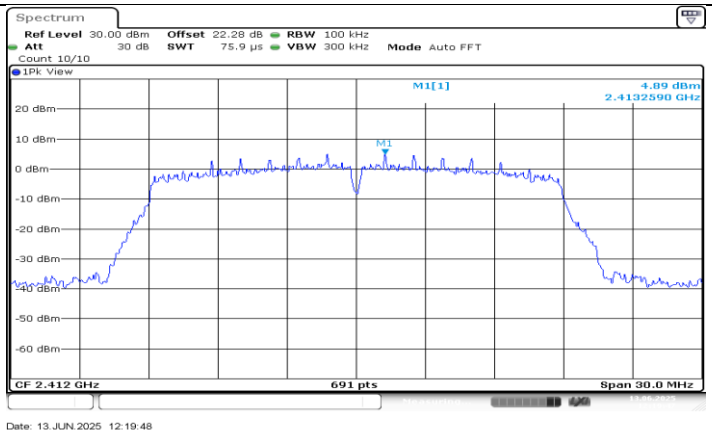

11N20SISO_Ant1_2412_0~Reference

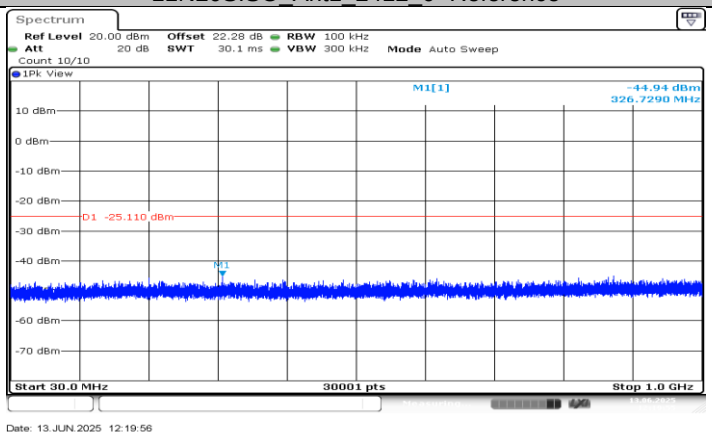

11N20SISO_Ant1_2412_30~1000

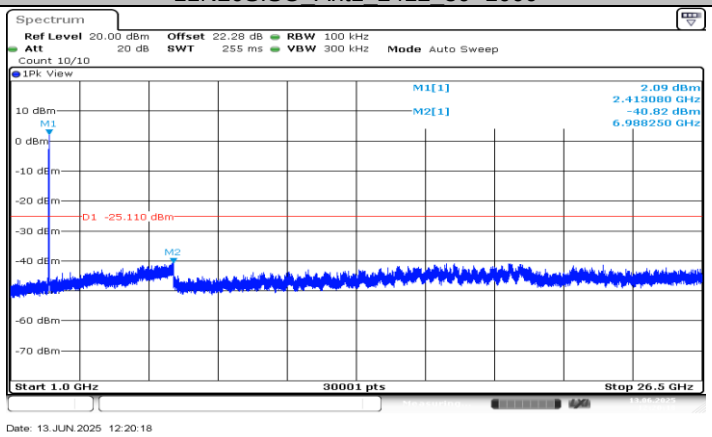

11N20SISO_Ant1_2412_1000~26500

This report shall not be reproduced except in full, without the written approval of UL Verification Services (Guangzhou) Co., Ltd, Song Shan Lake Branch.

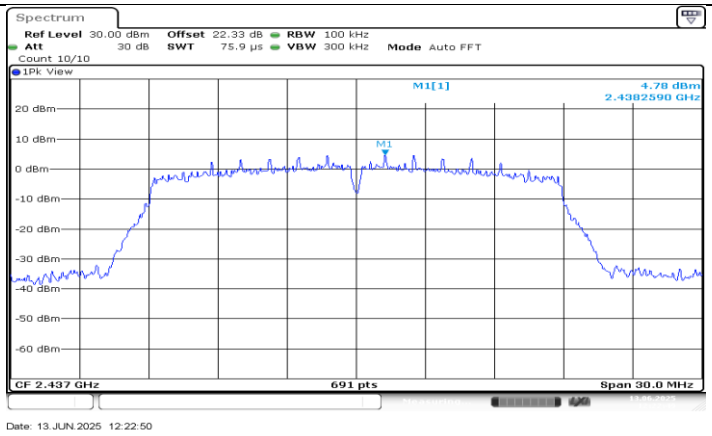

11N20SISO_Ant1_2437_0~Reference

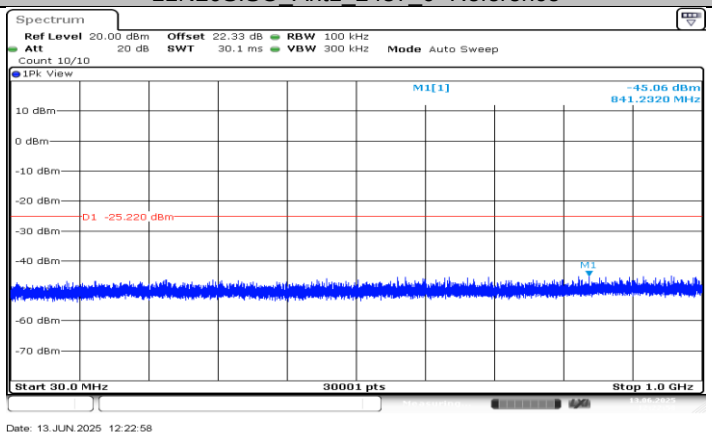

11N20SISO_Ant1_2437_30~1000

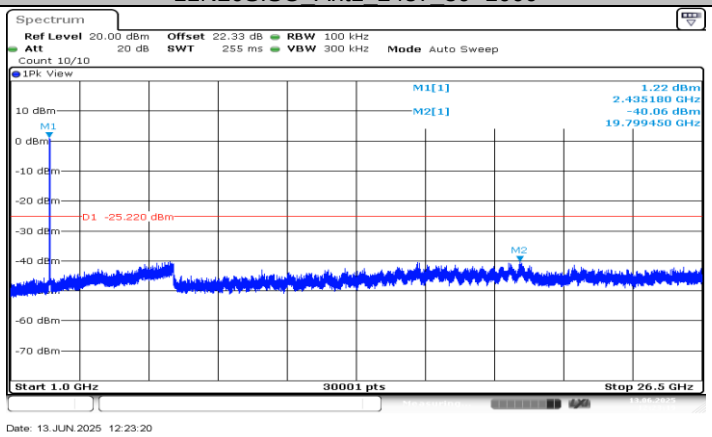

11N20SISO_Ant1_2437_1000~26500

This report shall not be reproduced except in full, without the written approval of UL Verification Services (Guangzhou) Co., Ltd, Song Shan Lake Branch.

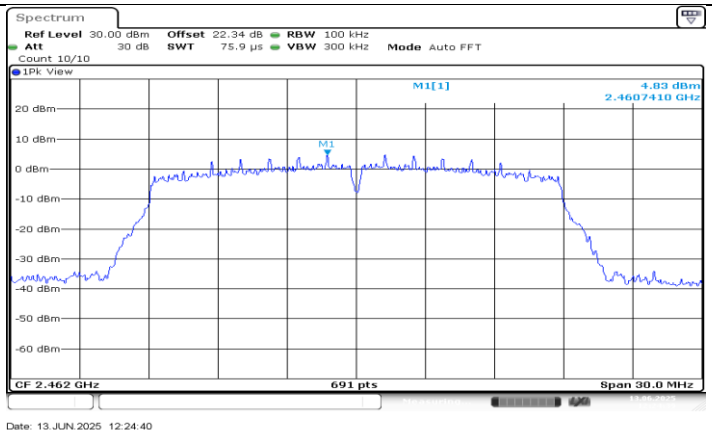

11N20SISO_Ant1_2462_0~Reference

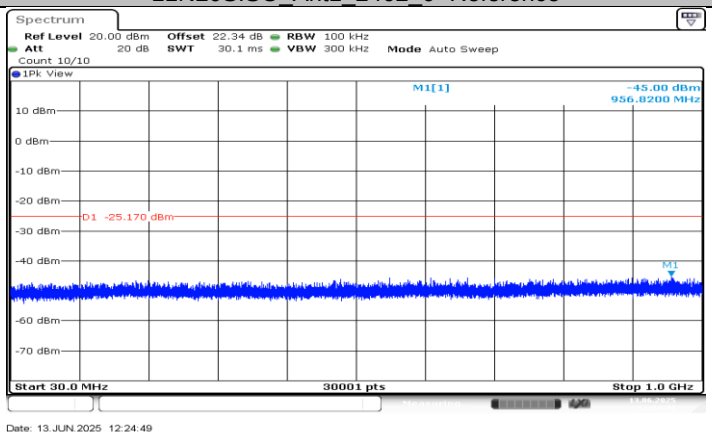

11N20SISO_Ant1_2462_30~1000

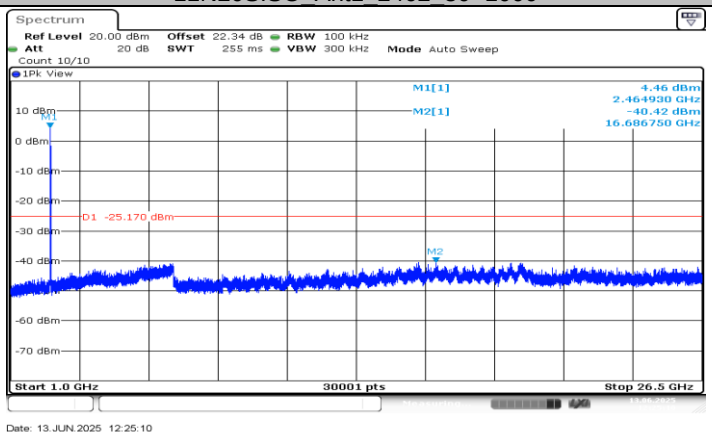

11N20SISO_Ant1_2462_1000~26500

This report shall not be reproduced except in full, without the written approval of UL Verification Services (Guangzhou) Co., Ltd, Song Shan Lake Branch.

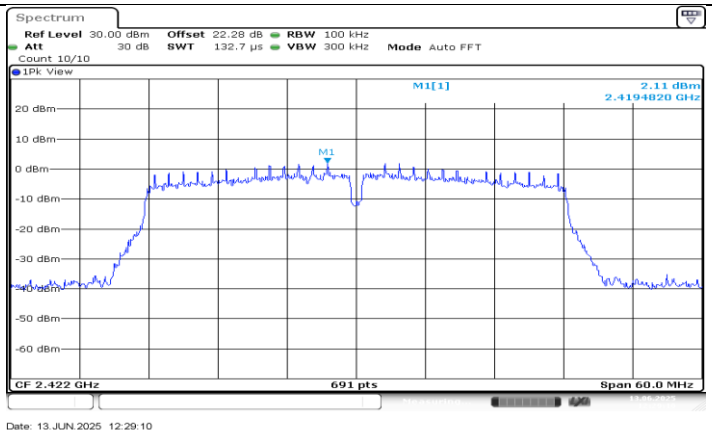

11N40SISO_Ant1_2422_0~Reference

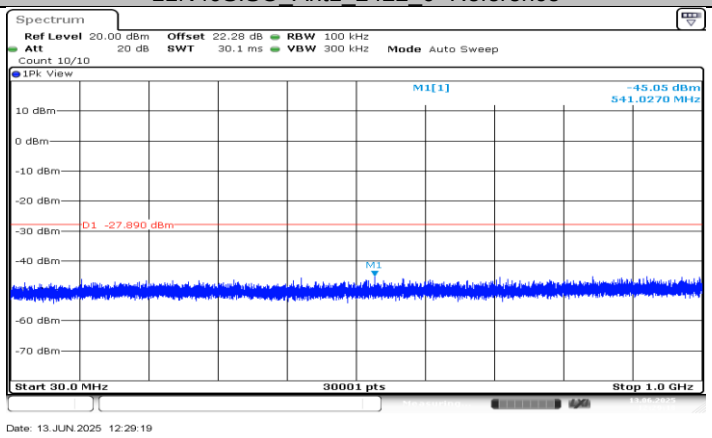

11N40SISO_Ant1_2422_30~1000

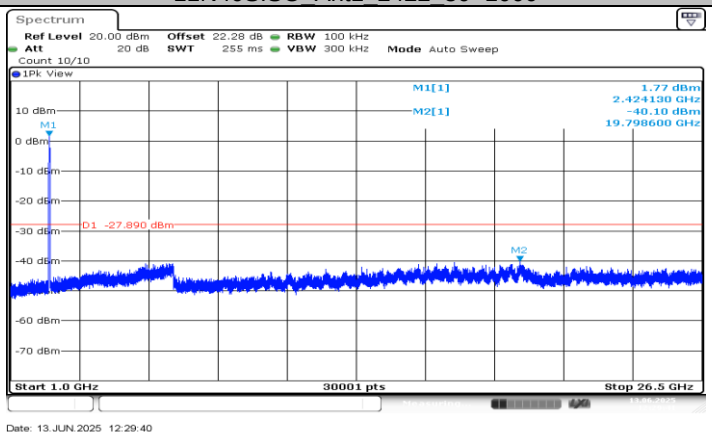

11N40SISO_Ant1_2422_1000~26500

This report shall not be reproduced except in full, without the written approval of UL Verification Services (Guangzhou) Co., Ltd, Song Shan Lake Branch.

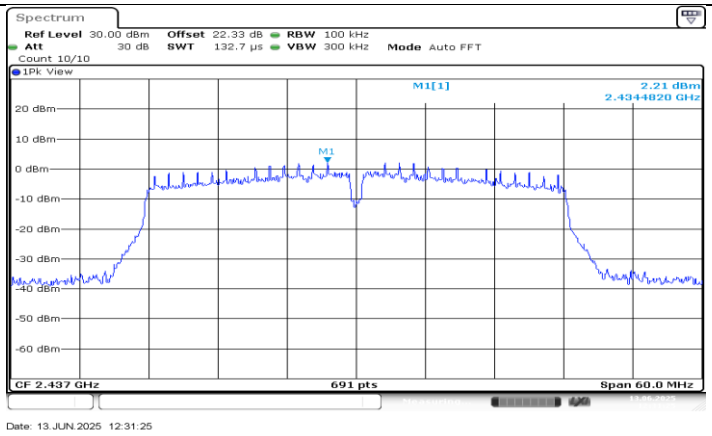

11N40SISO_Ant1_2437_0~Reference

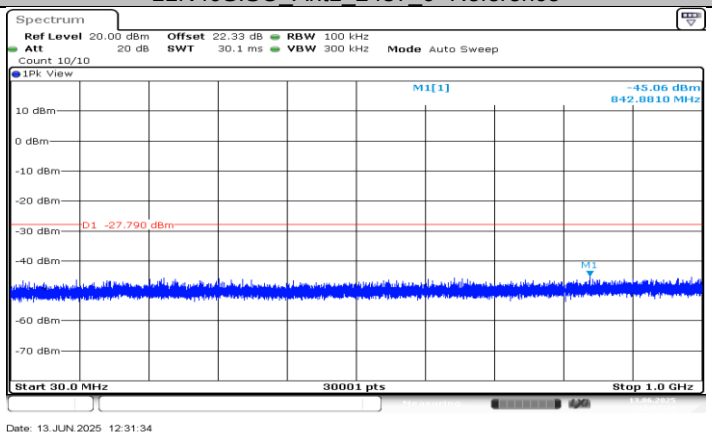

11N40SISO_Ant1_2437_30~1000

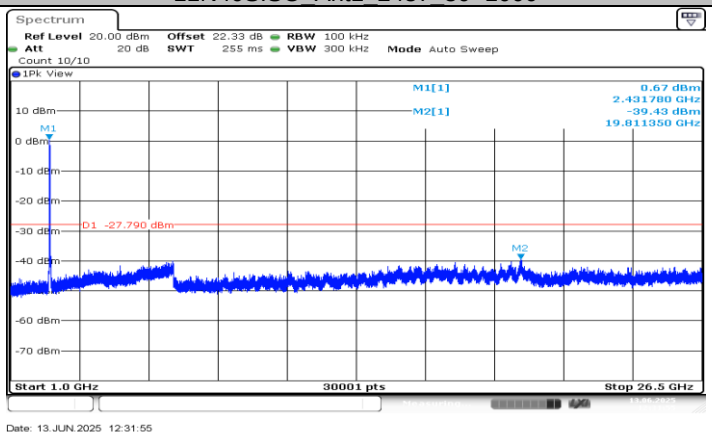

11N40SISO_Ant1_2437_1000~26500

This report shall not be reproduced except in full, without the written approval of UL Verification Services (Guangzhou) Co., Ltd, Song Shan Lake Branch.

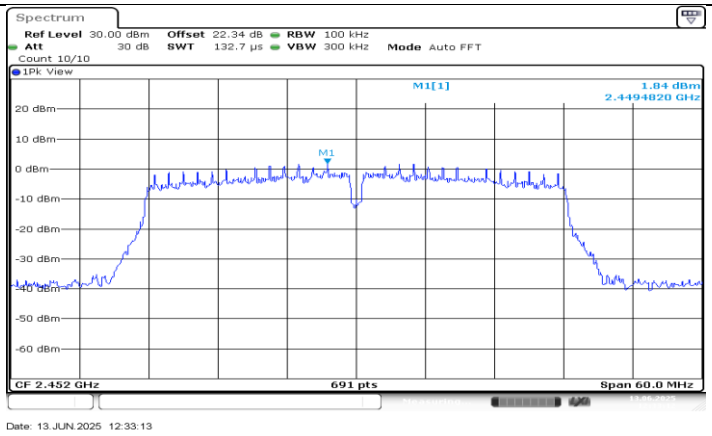

11N40SISO_Ant1_2452_0~Reference

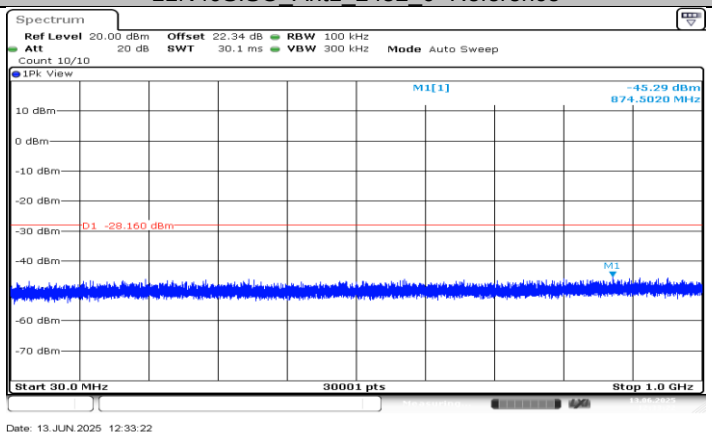

11N40SISO_Ant1_2452_30~1000

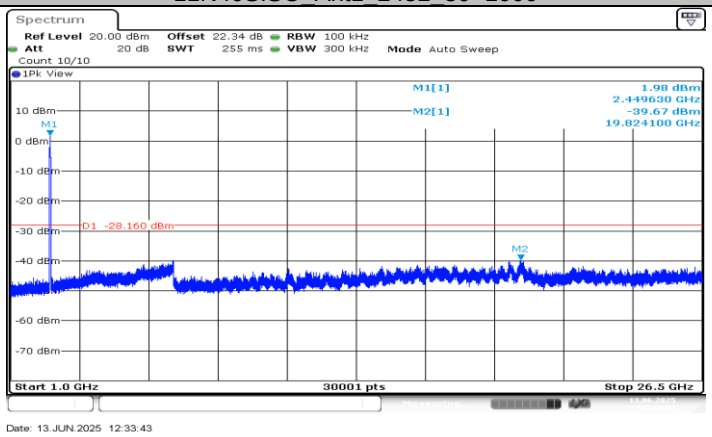

11N40SISO_Ant1_2452_1000~26500

This report shall not be reproduced except in full, without the written approval of UL Verification Services (Guangzhou) Co., Ltd, Song Shan Lake Branch.

12.7. APPENDIX G2: DUTY CYCLE

12.7.1. Test Result

Test Mode	On Time (msec)	Period (msec)	Duty Cycle x (Linear)	Duty Cycle (%)	Duty Cycle Correction Factor (dB)	1/T Minimum VBW (kHz)	Final setting For VBW (kHz)
11B	8.37	8.4	0.9964	99.64	0.02	0.12	0.01
11G	1.38	1.43	0.9650	96.50	0.15	0.72	1
11N20SISO	1.3	1.34	0.9701	97.01	0.13	0.77	1
11N40SISO	0.64	0.68	0.9412	94.12	0.26	1.56	2

Note:
Duty Cycle Correction Factor=10log (1/x).
Where: x is Duty Cycle (Linear)
Where: T is On Time
If that calculated VBW is not available on the analyzer then the next higher value should be used.

This report shall not be reproduced except in full, without the written approval of UL Verification Services (Guangzhou) Co., Ltd, Song Shan Lake Branch.

12.7.2. Test Graphs

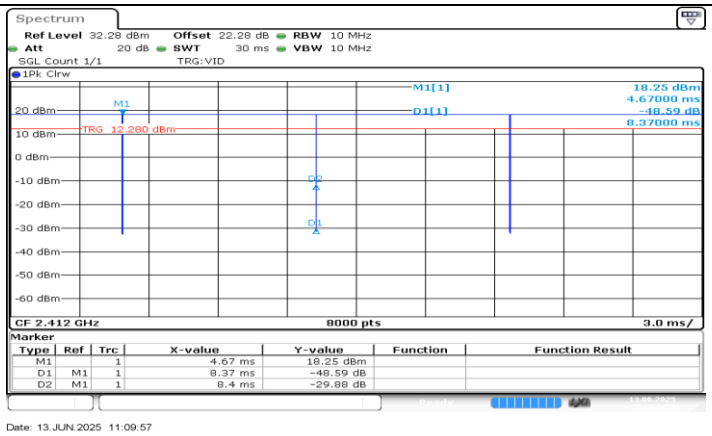

11B_Ant1_2412

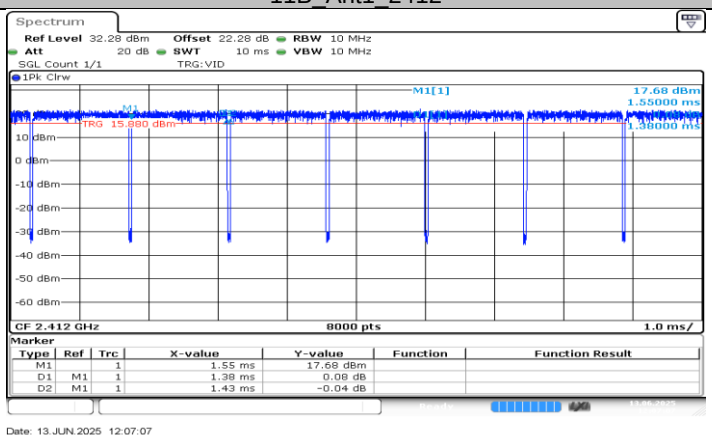

11G_Ant1_2412

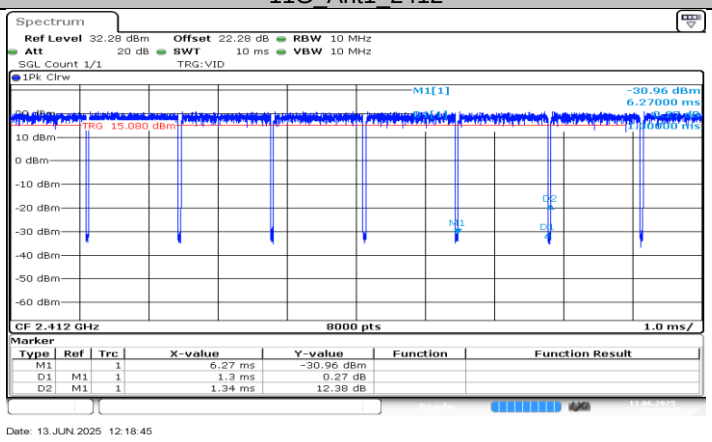

11N20SISO_Ant1_2412

This report shall not be reproduced except in full, without the written approval of UL Verification Services (Guangzhou) Co., Ltd, Song Shan Lake Branch.

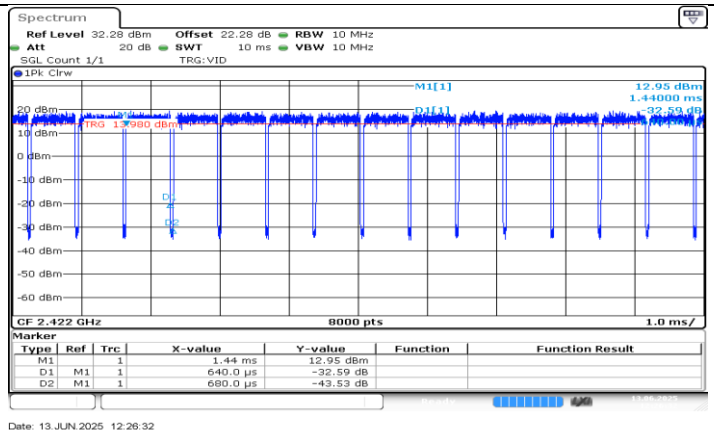

11N40SISO_Ant1_2422

END OF REPORT

This report shall not be reproduced except in full, without the written approval of UL Verification Services (Guangzhou) Co., Ltd, Song Shan Lake Branch.