**CFR 47 FCC PART 15 SUBPART C**
**ISED RSS-247 Issue 3**

# TEST REPORT

*For*

**WIFI+BT Module**

**MODEL NUMBER: WKT80R1501**

**REPORT NUMBER: 4791701077-1-RF-2**

**ISSUE DATE: March 31, 2025**

**FCC ID: 2AC23-WKT80**
**IC: 12290A-WKT80**

*Prepared for*

**Hui Zhou Gaoshengda Technology Co.,LTD**
**No.6,Qiaoguang Road,Chenjiang Street,Zhongkai High-tech Zone,Huizhou,Guangdong,China**

*Prepared by*

**UL Verification Services (Guangzhou) Co., Ltd, Song Shan Lake Branch**

**Room 101, Building 2, Zhihui City Phase I, No.4, Information Road, Songshan Lake, Dongguan, Guangdong, China**

**Tel: +86 769 22038881**
**Fax: +86 769 33244054**
**Website: www.ul.com**

**The results reported herein have been performed in accordance with the laboratory's terms of accreditation. This report shall not be reproduced except in full without the written approval of the Laboratory. The results in this report apply to the test sample(s) mentioned above at the time of the testing period only and are not to be used to indicate applicability to other similar products.**

Revision History

| Rev. | Issue Date | Revisions | Revised By |
|---|---|---|---|
| V0 | March 31, 2025 | Initial Issue | |


*This report shall not be reproduced except in full, without the written approval of UL Verification Services (Guangzhou) Co., Ltd, Song Shan Lake Branch.*

## Summary of Test Results

| Test Item | Clause | Limit/Requirement | Result |
|---|---|---|---|
| Antenna Requirement | N/A | FCC 15.203<br>RSS-GEN Clause 6.8 | Pass |
| AC Power Line Conducted Emission | ANSI C63.10-2013 Clause 6.2 | FCC Part 15.207 | Pass |
| Conducted Output Power | ANSI C63.10-2013 Clause 7.8.5 | FCC 15.247 (b) (1)<br>RSS-247 Clause 5.1 (b) | Pass |
| 20 dB Bandwidth and 99% Occupied Bandwidth | ANSI C63.10-2013 Clause 6.9.2 | FCC 15.247 (a) (1)<br>RSS-247 Clause 5.1 (a)<br>RSS-Gen Clause 6.7 | Pass |
| Carrier Hopping Channel Separation | ANSI C63.10-2013 Clause 7.8.2 | FCC 15.247 (a) (1)<br>RSS-247 Clause 5.1 (b) | Pass |
| Number of Hopping Frequency | ANSI C63.10-2013 Clause 7.8.3 | 15.247 (a) (1) III<br>RSS-247 Clause 5.1 (d) | Pass |
| Time of Occupancy (Dwell Time) | ANSI C63.10-2013 Clause 7.8.4 | 15.247 (a) (1) III<br>RSS-247 Clause 5.1 (d) | Pass |
| Conducted Bandedge and Spurious Emission | ANSI C63.10-2013 Clause 6.10.4 & Clause 7.8.8 | FCC 15.247 (d)<br>RSS-247 Clause 5.5 | Pass |
| Radiated Band edge and Spurious Emission | ANSI C63.10-2013 Clause 6.3 & 6.5 & 6.6 | FCC 15.247 (d)<br>FCC 15.209<br>FCC 15.205<br>RSS-247 Clause 5.5<br>RSS-GEN Clause 8.9<br>RSS-GEN Clause 8.10 | Pass |
| Duty Cycle | ANSI C63.10-2013, Clause 11.6 | None; for reporting purposes only. | Pass |

*This test report is only published to and used by the applicant, and it is not for evidence purpose in China.
*The measurement result for the sample received is <Pass> according to <CFR 47 FCC PART 15 SUBPART C
ISED RSS-247 Issue 3> when <Simple Acceptance> decision rule is applied.


*This report shall not be reproduced except in full, without the written approval of UL Verification Services (Guangzhou) Co., Ltd, Song Shan Lake Branch.*

# CONTENTS

**1. ATTESTATION OF TEST RESULTS ..... 6**

**2. TEST METHODOLOGY ..... 7**

**3. FACILITIES AND ACCREDITATION ..... 7**

**4. CALIBRATION AND UNCERTAINTY ..... 8**

*4.1. MEASURING INSTRUMENT CALIBRATION ..... 8*

*4.2. MEASUREMENT UNCERTAINTY ..... 8*

**5. EQUIPMENT UNDER TEST ..... 9**

*5.1. DESCRIPTION OF EUT ..... 9*

*5.2. CHANNEL LIST ..... 9*

*5.3. MAXIMUM POWER ..... 9*

*5.4. TEST CHANNEL CONFIGURATION ..... 10*

*5.5. THE WORSE CASE POWER SETTING PARAMETER ..... 10*

*5.6. DESCRIPTION OF AVAILABLE ANTENNAS ..... 11*

*5.7. SUPPORT UNITS FOR SYSTEM TEST ..... 12*

**6. MEASURING EQUIPMENT AND SOFTWARE USED ..... 13**

**7. ANTENNA PORT TEST RESULTS ..... 16**

*7.1. CONDUCTED OUTPUT POWER ..... 16*

*7.2. 20 DB BANDWIDTH AND 99% OCCUPIED BANDWIDTH ..... 17*

*7.3. CARRIER HOPPING CHANNEL SEPARATION ..... 19*

*7.4. NUMBER OF HOPPING FREQUENCY ..... 21*

*7.5. TIME OF OCCUPANCY (DWELL TIME) ..... 23*

*7.6. CONDUCTED BANDEDGE AND SPURIOUS EMISSION ..... 25*

*7.7. DUTY CYCLE ..... 27*

**8. RADIATED TEST RESULTS ..... 28**

*8.1. RESTRICTED BANDEDGE ..... 36*

*8.2. SPURIOUS EMISSIONS(1 GHZ~3 GHZ) ..... 41*

*8.3. SPURIOUS EMISSIONS(3 GHZ~18 GHZ) ..... 47*

*8.4. SPURIOUS EMISSIONS(9 KHZ~30 MHZ) ..... 59*

*8.5. SPURIOUS EMISSIONS(18 GHZ~26 GHZ) ..... 62*

*8.6. SPURIOUS EMISSIONS(30 MHZ~1 GHZ) ..... 64*

**9. ANTENNA REQUIREMENT ..... 66**


*This report shall not be reproduced except in full, without the written approval of UL Verification Services (Guangzhou) Co., Ltd, Song Shan Lake Branch.*

**10. AC POWER LINE CONDUCTED EMISSION .....67**

**11. TEST DATA.....70**

*11.1. APPENDIX A: 20DB EMISSION BANDWIDTH.....70*
11.1.1. Test Result.....70
11.1.2. Test Graphs.....71

*11.2. APPENDIX B: OCCUPIED CHANNEL BANDWIDTH.....73*
11.2.1. Test Result.....73
11.2.2. Test Graphs.....74

*11.3. APPENDIX C: MAXIMUM CONDUCTED OUTPUT POWER.....76*
11.3.1. Test Result.....76

*11.4. APPENDIX D: CARRIER FREQUENCY SEPARATION .....77*
11.4.1. Test Result.....77
11.4.2. Test Graphs.....77

*11.5. APPENDIX E: TIME OF OCCUPANCY .....78*
11.5.1. Test Result.....78
11.5.2. Test Graphs.....79

*11.6. APPENDIX F: NUMBER OF HOPPING CHANNELS.....81*
11.6.1. Test Result.....81
11.6.2. Test Graphs.....81

*11.7. APPENDIX G: BAND EDGE MEASUREMENTS .....82*
11.7.1. Test Result.....82
11.7.2. Test Graphs.....83

*11.8. APPENDIX H: CONDUCTED SPURIOUS EMISSION.....86*
11.8.1. Test Result.....86
11.8.2. Test Graphs.....87

*11.9. APPENDIX I: DUTY CYCLE .....93*
11.9.1. Test Result.....93
11.9.2. Test Graphs.....93


*This report shall not be reproduced except in full, without the written approval of UL Verification Services (Guangzhou) Co., Ltd, Song Shan Lake Branch.*

# 1. ATTESTATION OF TEST RESULTS

**Applicant Information**

| | |
|---|---|
| Company Name: | Hui Zhou Gaoshengda Technology Co.,LTD |
| Address: | No.6,Qiaoguang Road,Chenjiang Street,Zhongkai High-tech Zone,Huizhou,Guangdong,China |

**Manufacturer Information**

| | |
|---|---|
| Company Name: | Hui Zhou Gaoshengda Technology Co.,LTD |
| Address: | No.6,Qiaoguang Road,Chenjiang Street,Zhongkai High-tech Zone,Huizhou,Guangdong,China |

**EUT Information**

| | |
|---|---|
| EUT Name: | WIFI+BT Module |
| Model: | WKT80R1501 |
| Brand: | GSD |
| Sample Received Date: | March 6, 2025 |
| Sample Status: | Normal |
| Sample ID: | 8205291 |
| Date of Tested: | March 10, 2025 to March 31, 2025 |

| APPLICABLE STANDARDS | |
|---|---|
| **STANDARD** | **TEST RESULTS** |
| **CFR 47 FCC PART 15 SUBPART C**<br>**ISED RSS-247 Issue 3** | **Pass** |

Prepared By:

Johnson Liu

Laboratory Engineer

Checked By:

Kebo Zhang

Senior Project Engineer

Approved By:

Stephen Guo

Operations Manager


*This report shall not be reproduced except in full, without the written approval of UL Verification Services (Guangzhou) Co., Ltd, Song Shan Lake Branch.*

## 2. TEST METHODOLOGY

All tests were performed in accordance with the standard CFR 47 FCC PART 15 SUBPART C ISED RSS-247 Issue 3, KDB 558074 D01 15.247 Meas Guidance v05r02, 414788 D01 Radiated Test Site v01r01, CFR 47 FCC Part 2,ANSI C63.10-2013 and ISED RSS-GEN Issue 5.

## 3. FACILITIES AND ACCREDITATION

| | |
|---|---|
| Accreditation Certificate | **A2LA (Certificate No.: 4102.01)**<br>UL Verification Services (Guangzhou) Co., Ltd. Song Shan Lake Branch. has been assessed and proved to be in compliance with A2LA.<br>**FCC (FCC Designation No.: CN1187)**<br>UL Verification Services (Guangzhou) Co., Ltd. Song Shan Lake Branch. Has been recognized to perform compliance testing on equipment subject to the Commission's Declaration of Conformity (DoC) and Certification rules<br>**ISED (Company No.: 21320)**<br>UL Verification Services (Guangzhou) Co., Ltd. Song Shan Lake Branch. has been registered and fully described in a report filed with ISED.<br>The Company Number is 21320 and the test lab Conformity Assessment Body Identifier (CABID) is CN0046. |

Note 1:
All tests measurement facilities use to collect the measurement data are located at Building 10, Innovation Technology Park, No. 1, Li Bin Road, Song Shan Lake Hi-Tech Development Zone Dongguan, 523808, People's Republic of China.

Note 2:
The test anechoic chamber in UL Verification Services (Guangzhou) Co., Ltd.
Song Shan Lake Branch had been calibrated and compared to the open field sites and the test anechoic chamber is shown to be equivalent to or worst case from the open field site.

Note 3:
For below 30 MHz, lab had performed measurements at test anechoic chamber and comparing to measurements obtained on an open field site. And these measurements below 30 MHz had been correlated to measurements performed on an OFS.


*This report shall not be reproduced except in full, without the written approval of UL Verification Services (Guangzhou) Co., Ltd, Song Shan Lake Branch.*

# 4. CALIBRATION AND UNCERTAINTY

## 4.1. MEASURING INSTRUMENT CALIBRATION

The measuring equipment utilized to perform the tests documented in this report has been calibrated in accordance with the manufacturer's recommendations and is traceable to recognized national standards.

## 4.2. MEASUREMENT UNCERTAINTY

Where relevant, the following measurement uncertainty levels have been estimated for tests performed on the apparatus:

| Test Item | Uncertainty |
|---|---|
| Conduction emission | 3.62 dB |
| Radiated Emission (Included Fundamental Emission) (9 kHz ~ 30 MHz) | 2.2 dB |
| Radiated Emission (Included Fundamental Emission) (30 MHz ~ 1 GHz) | 4.00 dB |
| Radiated Emission (Included Fundamental Emission) (1 GHz to 26 GHz) | 5.78 dB (1 GHz ~ 18 GHz) |
| | 5.23 dB (18 GHz ~ 26 GHz) |
| Duty Cycle | ±0.028% |
| 20dB Emission Bandwidth and 99% Occupied Bandwidth | ±0.0196% |
| Carrier Frequency Separation | ±1.9% |
| Maximum Conducted Output Power | ±0.743 dB |
| Number of Hopping Channel | ±1.9% |
| Time of Occupancy | ±0.028% |
| Conducted Band-edge Compliance | ±1.328 dB |
| Conducted Unwanted Emissions In Non-restricted Frequency Bands | ±0.746 dB (9 kHz ~ 1 GHz) |
| | ±1.328dB (1 GHz ~ 26 GHz) |
| Note: This uncertainty represents an expanded uncertainty expressed at approximately the 95% confidence level using a coverage factor of k=2. | |


*This report shall not be reproduced except in full, without the written approval of UL Verification Services (Guangzhou) Co., Ltd, Song Shan Lake Branch.*

# 5. EQUIPMENT UNDER TEST

## 5.1. DESCRIPTION OF EUT

| | |
|---|---|
| EUT Name | WIFI+BT Module |
| Model | WKT80R1501 |

| | |
|---|---|
| Frequency Range: | 2402 MHz to 2480 MHz |
| Modulation Technique: | Frequency Hopping Spread Spectrum(FHSS) |
| Type of Modulation: | GFSK, π/4DQPSK, 8DPSK |
| Normal Test Voltage: | DC 3.3 V |

## 5.2. CHANNEL LIST

| Channel | Frequency (MHz) | Channel | Frequency (MHz) | Channel | Frequency (MHz) | Channel | Frequency (MHz) |
|---|---|---|---|---|---|---|---|
| 00 | 2402 | 20 | 2422 | 40 | 2442 | 60 | 2462 |
| 01 | 2403 | 21 | 2423 | 41 | 2443 | 61 | 2463 |
| 02 | 2404 | 22 | 2424 | 42 | 2444 | 62 | 2464 |
| 03 | 2405 | 23 | 2425 | 43 | 2445 | 63 | 2465 |
| 04 | 2406 | 24 | 2426 | 44 | 2446 | 64 | 2466 |
| 05 | 2407 | 25 | 2427 | 45 | 2447 | 65 | 2467 |
| 06 | 2408 | 26 | 2428 | 46 | 2448 | 66 | 2468 |
| 07 | 2409 | 27 | 2429 | 47 | 2449 | 67 | 2469 |
| 08 | 2410 | 28 | 2430 | 48 | 2450 | 68 | 2470 |
| 09 | 2411 | 29 | 2431 | 49 | 2451 | 69 | 2471 |
| 10 | 2412 | 30 | 2432 | 50 | 2452 | 70 | 2472 |
| 11 | 2413 | 31 | 2433 | 51 | 2453 | 71 | 2473 |
| 12 | 2414 | 32 | 2434 | 52 | 2454 | 72 | 2474 |
| 13 | 2415 | 33 | 2435 | 53 | 2455 | 73 | 2475 |
| 14 | 2416 | 34 | 2436 | 54 | 2456 | 74 | 2476 |
| 15 | 2417 | 35 | 2437 | 55 | 2457 | 75 | 2477 |
| 16 | 2418 | 36 | 2438 | 56 | 2458 | 76 | 2478 |
| 17 | 2419 | 37 | 2439 | 57 | 2459 | 77 | 2479 |
| 18 | 2420 | 38 | 2440 | 58 | 2460 | 78 | 2480 |
| 19 | 2421 | 39 | 2441 | 59 | 2461 | / | / |

## 5.3. MAXIMUM POWER

| Test Mode | Frequency (MHz) | Channel Number | Maximum Peak Output Power (dBm) |
|---|---|---|---|
| GFSK | 2402 ~ 2480 | 0-78[79] | 7.24 |
| 8DPSK | 2402 ~ 2480 | 0-78[79] | 7.01 |


*This report shall not be reproduced except in full, without the written approval of UL Verification Services (Guangzhou) Co., Ltd, Song Shan Lake Branch.*

## 5.4. TEST CHANNEL CONFIGURATION

| Test Mode | Test Channel | Frequency |
|---|---|---|
| GFSK-DH5 | CH 00(Low Channel), CH 39(MID Channel), CH 78(High Channel) | 2402 MHz, 2441 MHz, 2480 MHz |
| 8DPSK-3DH5 | CH 00(Low Channel), CH 39(MID Channel), CH 78(High Channel) | 2402 MHz, 2441 MHz, 2480 MHz |
| GFSK-DH5 | Hopping | |
| 8DPSK-3DH5 | Hopping | |

## PACKET TYPE CONFIGURATION

| Test Mode | Packet Type | Setting (Packet Length) |
|---|---|---|
| GFSK | DH1 | 27 |
| | DH3 | 183 |
| | DH5 | 339 |
| ∏/4-DQPSK | 2-DH1 | 54 |
| | 2-DH3 | 367 |
| | 2-DH5 | 679 |
| 8DPSK | 3-DH1 | 83 |
| | 3-DH3 | 552 |
| | 3-DH5 | 1021 |

## 5.5. THE WORSE CASE POWER SETTING PARAMETER

### WORST-CASE CONFIGURATIONS

| Bluetooth Mode | Modulation Technology | Modulation Type | Data Rate (Mbps) |
|---|---|---|---|
| BR | FHSS | GFSK | 1Mbit/s |
| EDR | FHSS | 8DPSK | 3Mbit/s |

Note: Pre-Scan has been conducted to determine the worst-case mode from all possible combinations between available modulations, data rates.

| The Worse Case Power Setting Parameter under 2400 ~ 2483.5MHz Band | | | | |
|---|---|---|---|---|
| Test Software | | RTLBTAPP | | |
| Modulation Type | Transmit Antenna Number | Test Software setting value | | |
| | | CH 00 | CH 39 | CH 78 |
| GFSK | 1 | 0x4e | 0x4e | 0x52 |
| 8DPSK | 1 | 0x4d | 0x4d | 0x51 |


*This report shall not be reproduced except in full, without the written approval of UL Verification Services (Guangzhou) Co., Ltd, Song Shan Lake Branch.*

## 5.6. DESCRIPTION OF AVAILABLE ANTENNAS

| Antenna | Frequency (MHz) | Antenna Type | MAX Antenna Gain (dBi) |
|---|---|---|---|
| 1 | 2402-2480 | PCB Antenna | 3.44 |

| Test Mode | Transmit and Receive Mode | Description |
|---|---|---|
| GFSK | ☒1TX, 1RX | Antenna 1 can be used as transmitting/receiving antenna. |
| 8DPSK | ☒1TX, 1RX | Antenna 1 can be used as transmitting/receiving antenna. |
| Note:<br>1.BT&WLAN 2.4G, BT & WLAN 5G, WLAN 2.4G & WLAN 5G can't transmit simultaneously. (declared by client) | | |


*This report shall not be reproduced except in full, without the written approval of UL Verification Services (Guangzhou) Co., Ltd, Song Shan Lake Branch.*

## 5.7. SUPPORT UNITS FOR SYSTEM TEST

**SUPPORT EQUIPMENT**

| Item | Equipment | Brand Name | Model Name | Remark |
|---|---|---|---|---|
| 1 | PC | Lenovo | E14 | / |
| 2 | AC Adaptor | Lenovo | ADLX65YLC3D | Input: AC 100-240V, 1.8A, 50-60Hz Output: DC 20V, 3.25A,65.0W Max |

**I/O CABLES**

| Cable No | Port | Connector Type | Cable Type | Cable Length(m) | Remarks |
|---|---|---|---|---|---|
| 1 | USB | / | / | 1.0 | / |

**ACCESSORIES**

| Item | Accessory | Brand Name | Model Name | Description |
|---|---|---|---|---|
| / | / | / | / | / |

**TEST SETUP**

The EUT can work in engineering mode with a software through a Laptop.

**SETUP DIAGRAM FOR TESTS**

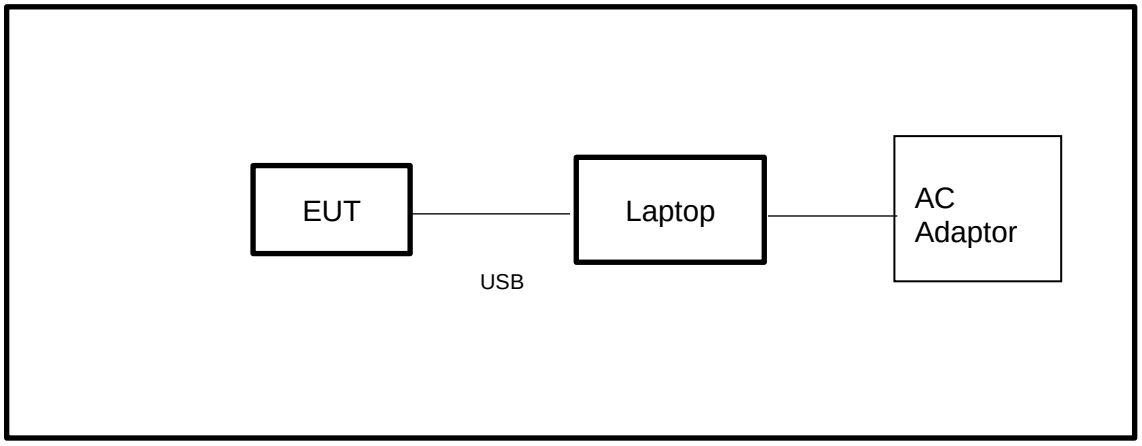


Note: AC Adaptor only use for AC POWER LINE CONDUCTED EMISSION test


*This report shall not be reproduced except in full, without the written approval of UL Verification Services (Guangzhou) Co., Ltd, Song Shan Lake Branch.*

# 6. MEASURING EQUIPMENT AND SOFTWARE USED

| R&S TS 8997 Test System | | | | | |
|---|---|---|---|---|---|
| Equipment | Manufacturer | Model No. | Serial No. | Last Cal. | Due. Date |
| Power sensor, Power Meter | R&S | OSP120 | 100921 | Dec.27, 2024 | Dec.26, 2025 |
| Vector Signal Generator | R&S | SMBV100A | 261637 | Sep.28, 2024 | Sep.27, 2025 |
| Signal Generator | R&S | SMB100A | 178553 | Sep.28, 2024 | Sep.27, 2025 |
| Signal Analyzer | R&S | FSV40 | 101118 | Sep.28, 2024 | Sep.27, 2025 |

| Software | | | |
|---|---|---|---|
| Description | Manufacturer | Name | Version |
| For R&S TS 8997 Test System | Rohde & Schwarz | EMC 32 | 10.60.10 |

| Tonsend RF Test System | | | | | |
|---|---|---|---|---|---|
| Equipment | Manufacturer | Model No. | Serial No. | Last Cal. | Due. Date |
| Wireless Connectivity Tester | R&S | CMW270 | 1201.0002N75-102 | Sep.13, 2024 | Sep.12, 2025 |
| PXA Signal Analyzer | Keysight | N9030A | MY55410512 | Sep.28, 2024 | Sep.27, 2025 |
| MXG Vector Signal Generator | Keysight | N5182B | MY56200284 | Sep.28, 2024 | Sep.27, 2025 |
| MXG Vector Signal Generator | Keysight | N5172B | MY56200301 | Sep.28, 2024 | Sep.27, 2025 |
| DC power supply | Keysight | E3642A | MY55159130 | Sep.28, 2024 | Sep.27, 2025 |
| Temperature & Humidity Chamber | SANMOOD | SG-80-CC-2 | 2088 | Sep.28, 2024 | Sep.27, 2025 |
| Attenuator | Aglient | 8495B | 2814a12853 | Sep.28, 2024 | Sep.27, 2025 |
| RF Control Unit | Tonscend | JS0806-2 | 23B80620666 | Dec.27, 2024 | Dec.26, 2025 |

| Software | | | |
|---|---|---|---|
| Description | Manufacturer | Name | Version |
| Tonsend SRD Test System | Tonsend | JS1120-3 RF Test System | V3.2.22 |


*This report shall not be reproduced except in full, without the written approval of UL Verification Services (Guangzhou) Co., Ltd, Song Shan Lake Branch.*

| Conducted Emissions | | | | | |
|---|---|---|---|---|---|
| Equipment | Manufacturer | Model No. | Serial No. | Last Cal. | Due Date |
| EMI Test Receiver | R&S | ESR3 | 101961 | Sep.28, 2024 | Sep.27, 2025 |
| Two-Line V-Network | R&S | ENV216 | 101983 | Sep.28, 2024 | Sep.27, 2025 |
| Artificial Mains Networks | Schwarzbeck | NSLK 8126 | 8126465 | Sep.28, 2024 | Sep.27, 2025 |
| Software | | | | | |
| Description | | | Manufacturer | Name | Version |
| Test Software for Conducted Emissions | | | Farad | EZ-EMC | Ver. UL-3A1 |

| Radiated Emissions | | | | | |
|---|---|---|---|---|---|
| Equipment | Manufacturer | Model No. | Serial No. | Last Cal. | Due Date |
| MXE EMI Receiver | KESIGHT | N9038A | MY56400036 | Sep.28, 2024 | Sep.27, 2025 |
| Hybrid Log Periodic Antenna | TDK | HLP-3003C | 130960 | June 28, 2024 | June.27 2027 |
| Preamplifier | HP | 8447D | 2944A09099 | Sep.28, 2024 | Sep.27, 2025 |
| EMI Measurement Receiver | R&S | ESR26 | 101377 | Sep.28, 2024 | Sep.27, 2025 |
| Horn Antenna | TDK | HRN-0118 | 130939 | Apr.29, 2022 | Apr.28, 2025 |
| Preamplifier | TDK | PA-02-0118 | TRS-305-00067 | Sep.28, 2024 | Sep.27, 2025 |
| Horn Antenna | Schwarzbeck | BBHA9170 | 697 | Jun 30, 2024 | Jun 29, 2027 |
| Preamplifier | TDK | PA-02-2 | TRS-307-00003 | Sep.28, 2024 | Sep.27, 2025 |
| Preamplifier | TDK | PA-02-3 | TRS-308-00002 | Sep.28, 2024 | Sep.27, 2025 |
| Loop antenna | Schwarzbeck | 1519B | 00008 | Dec.09, 2024 | Dec.08, 2027 |
| High Pass Filter | Wi | WHKX10-2700-3000-18000-40SS | 23 | Sep.28, 2024 | Sep.27, 2025 |
| Band Reject Filter | Wainwright | WRCJV8-2350-2400-2483.5-2533.5-40SS | 4 | Sep.28, 2024 | Sep.27, 2025 |
| Software | | | | | |
| Description | | | Manufacturer | Name | Version |
| Test Software for Radiated Emissions | | | Farad | EZ-EMC | Ver. UL-3A1 |


*This report shall not be reproduced except in full, without the written approval of UL Verification Services (Guangzhou) Co., Ltd, Song Shan Lake Branch.*

| Other Instrument | | | | | |
|---|---|---|---|---|---|
| Equipment | Manufacturer | Model No. | Serial No. | Last Cal. | Due Date |
| Temperature humidity probe | OMEGA | ITHX-SD-5 | 18470007 | Oct.8, 2024 | Oct.7, 2025 |
| Barometer | Yiyi | Baro | N/A | Oct.10, 2024 | Oct.9, 2025 |
| Attenuator | Agilent | 8495B | 2814a12853 | Sep.28, 2024 | Sep.27, 2025 |


*This report shall not be reproduced except in full, without the written approval of UL Verification Services (Guangzhou) Co., Ltd, Song Shan Lake Branch.*

# 7. ANTENNA PORT TEST RESULTS

## 7.1. CONDUCTED OUTPUT POWER

**LIMITS**

| CFR 47 FCC Part15 (15.247), Subpart C<br>ISED RSS-247 ISSUE 3 | | | |
|---|---|---|---|
| Section | Test Item | Limit | Frequency Range (MHz) |
| CFR 47 FCC 15.247 (b) (1)<br>ISED RSS-247 Clause 5.4 (b) | Peak Conducted Output Power | Hopping channel carrier frequencies separated by a minimum of 25 kHz or the 20 dB bandwidth of the hopping channel: 1 watt or 30 dBm;<br>Hopping channel carrier frequencies that are separated by 25 kHz or two-thirds of the 20 dB bandwidth of the hopping channel: 125 mW or 21 dBm | 2400-2483.5 |

**TEST PROCEDURE**

Connect the EUT to a low loss RF cable from the antenna port to the power sensor (video bandwidth is greater than the occupied bandwidth).
Measure peak emission level, the indicated level is the peak output power, after any corrections for external attenuators and cables.

**TEST SETUP**

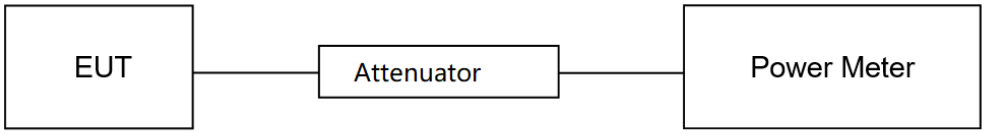


**TEST ENVIRONMENT**

| | | | |
|---|---|---|---|
| Temperature | 22.5℃ | Relative Humidity | 55.1% |
| Atmosphere Pressure | 101kPa | Test Voltage | DC 3.3V |

**TEST DATE / ENGINEER**

| | | | |
|---|---|---|---|
| Test Date | March 18, 2025 | Test By | Walker Yuan |

**TEST RESULTS**

Please refer to section "Test Data" - Appendix C


*This report shall not be reproduced except in full, without the written approval of UL Verification Services (Guangzhou) Co., Ltd, Song Shan Lake Branch.*

## 7.2. 20 DB BANDWIDTH AND 99% OCCUPIED BANDWIDTH

**LIMITS**

| CFR 47FCC Part15 (15.247) Subpart C<br>ISED RSS-247 ISSUE 3 | | | |
|---|---|---|---|
| Section | Test Item | Limit | Frequency Range (MHz) |
| CFR 47 FCC 15.247 (a) (1)<br>RSS-247 Clause 5.1 (a) | 20 dB Bandwidth | None; for reporting purposes only. | 2400-2483.5 |
| ISED RSS-Gen Clause 6.7 | 99 % Occupied Bandwidth | None; for reporting purposes only. | 2400-2483.5 |

**TEST PROCEDURE**

Refer to ANSI C63.10-2013 clause 6.9.2.

Connect the EUT to the spectrum analyzer and use the following settings:

| | |
|---|---|
| Center Frequency | The center frequency of the channel under test |
| Detector | Peak |
| RBW | For 20 dB Bandwidth: 1 % to 5 % of the 20 dB bandwidth<br>For 99 % Occupied Bandwidth: 1 % to 5 % of the occupied bandwidth |
| VBW | For 20 dB Bandwidth: approximately 3×RBW<br>For 99 % Occupied Bandwidth: ≥ 3×RBW |
| Span | Approximately 2 to 3 times the 20dB bandwidth |
| Trace | Max hold |
| Sweep | Auto couple |

a) Use the occupied bandwidth function of the instrument, allow the trace to stabilize and report the measured 99 % occupied bandwidth and 20 dB Bandwidth.

**TEST SETUP**

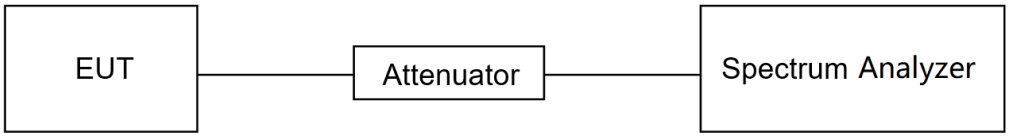


**TEST ENVIRONMENT**

| | | | |
|---|---|---|---|
| Temperature | 22.5℃ | Relative Humidity | 55.1% |
| Atmosphere Pressure | 101kPa | Test Voltage | DC 3.3V |


*This report shall not be reproduced except in full, without the written approval of UL Verification Services (Guangzhou) Co., Ltd, Song Shan Lake Branch.*

**TEST DATE / ENGINEER**

| | | | |
|---|---|---|---|
| Test Date | March 18, 2025 | Test By | Walker Yuan |

**TEST RESULTS**

Please refer to section "Test Data" - Appendix A&B


*This report shall not be reproduced except in full, without the written approval of UL Verification Services (Guangzhou) Co., Ltd, Song Shan Lake Branch.*

## 7.3. CARRIER HOPPING CHANNEL SEPARATION

**LIMITS**

| CFR 47 FCC Part15 (15.247), Subpart C ISED RSS-247 ISSUE 3 | | | |
|---|---|---|---|
| Section | Test Item | Limit | Frequency Range (MHz) |
| CFR 47 FCC 15.247 (a) (1) ISED RSS-247 Clause 5.1 (b) | Carrier Frequency Separation | Frequency hopping systems shall have hopping channel carrier frequencies separated by a minimum of 25 kHz or the 20 dB bandwidth of the hopping channel, whichever is greater. Alternatively, frequency hopping systems operating in the 2400-2483.5 MHz band may have hopping channel carrier frequencies that are separated by 25 kHz or two-thirds of the 20 dB bandwidth of the hopping channel. | 2400-2483.5 |

**TEST PROCEDURE**

Refer to ANSI C63.10-2013 clause 7.8.2.

Connect the EUT to the spectrum analyzer and use the following settings:

| | |
|---|---|
| Center Frequency | The center frequency of the channel under test |
| Span | wide enough to capture the peaks of two adjacent channels |
| Detector | Peak |
| RBW | Start with the RBW set to approximately 30 % of the channel spacing; adjust as necessary to best identify the center of each individual channel. |
| VBW | ≥RBW |
| Trace | Max hold |
| Sweep time | Auto couple |

Allow the trace to stabilize and use the marker-delta function to determine the separation between the peaks of the adjacent channels.
Compliance of an EUT with the appropriate regulatory limit shall be determined.

**TEST SETUP**

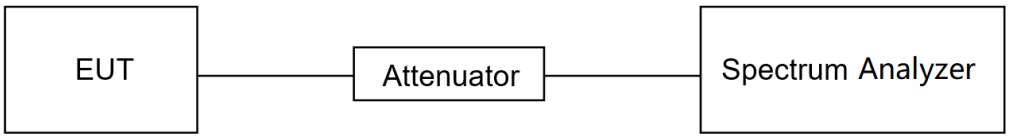



*This report shall not be reproduced except in full, without the written approval of UL Verification Services (Guangzhou) Co., Ltd, Song Shan Lake Branch.*

**TEST ENVIRONMENT**

| | | | |
|---|---|---|---|
| Temperature | 24.2℃ | Relative Humidity | 55.1% |
| Atmosphere Pressure | 101kPa | Test Voltage | DC 3.3V |

**TEST DATE / ENGINEER**

| | | | |
|---|---|---|---|
| Test Date | March 26, 2025 | Test By | Walker Yuan |

**TEST RESULTS**

Please refer to section "Test Data" - Appendix D


*This report shall not be reproduced except in full, without the written approval of UL Verification Services (Guangzhou) Co., Ltd, Song Shan Lake Branch.*

## 7.4. NUMBER OF HOPPING FREQUENCY

**LIMITS**

| CFR 47 FCC Part15 (15.247), Subpart C<br>ISED RSS-247 ISSUE 3 | | |
|---|---|---|
| Section | Test Item | Limit |
| CFR 47 15.247 (a) (1) III<br>ISED RSS-247 Clause 5.1 (d) | Number of Hopping Frequency | at least 15 hopping channels |

**TEST PROCEDURE**

Refer to ANSI C63.10-2013 clause 7.8.3.

Connect the EUT to the spectrum Analyzer and use the following settings:

| | |
|---|---|
| Detector | Peak |
| RBW | To identify clearly the individual channels, set the RBW to less than 30% of the channel spacing or the 20 dB bandwidth, whichever is smaller. |
| VBW | ≥RBW |
| Span | The frequency band of operation. Depending on the number of channels the device supports, it may be necessary to divide the frequency range of operation across multiple spans, to allow the individual channels to be clearly seen. |
| Trace | Max hold |
| Sweep time | Auto couple |

Set EUT to transmit maximum output power and switch on frequency hopping function. then set enough count time (larger than 5000 times) to get all the hopping frequency channel displayed on the screen of spectrum analyzer, count the quantity of peaks to get the number of hopping channels.

**TEST SETUP**

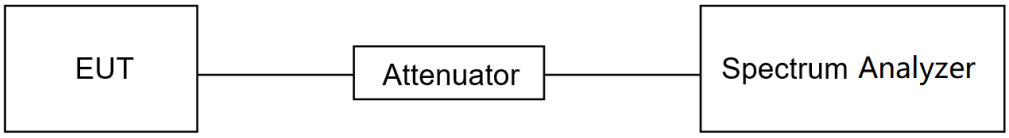


**TEST ENVIRONMENT**

| | | | |
|---|---|---|---|
| Temperature | 24.2℃ | Relative Humidity | 55.1% |
| Atmosphere Pressure | 101kPa | Test Voltage | DC 3.3V |


*This report shall not be reproduced except in full, without the written approval of UL Verification Services (Guangzhou) Co., Ltd, Song Shan Lake Branch.*

**TEST DATE / ENGINEER**

| | | | |
|---|---|---|---|
| Test Date | March 26, 2025 | Test By | Walker Yuan |

**TEST RESULTS**

Please refer to section "Test Data" - Appendix F


*This report shall not be reproduced except in full, without the written approval of UL Verification Services (Guangzhou) Co., Ltd, Song Shan Lake Branch.*

## 7.5. TIME OF OCCUPANCY (DWELL TIME)

**LIMITS**

| CFR 47 FCC Part15 (15.247), Subpart C<br>ISED RSS-247 ISSUE 3 | | |
|---|---|---|
| Section | Test Item | Limit |
| CFR 47 15.247 (a) (1) III<br>ISED RSS-247 Clause 5.1 (d) | Time of Occupancy (Dwell Time) | The average time of occupancy on any channel shall not be greater than 0.4 seconds within a period of 0.4 seconds, multiplied by the number of hopping channels employed. |

**TEST PROCEDURE**

Refer to ANSI C63.10-2013 clause 7.8.4.

Connect the EUT to the spectrum Analyzer and use the following settings:

| | |
|---|---|
| Center Frequency | The center frequency of the channel under test |
| Detector | Peak |
| RBW | 1 MHz |
| VBW | ≥RBW |
| Span | Zero span, centered on a hopping channel |
| Trace | Max hold |
| Sweep time | As necessary to capture the entire dwell time per hopping channel; where possible use a video trigger and trigger delay so that the transmitted signal starts a little to the right of the start of the plot. The trigger level might need slight adjustment to prevent triggering when the system hops on an adjacent channel |

Use the marker-delta function to determine the transmit time per hop (Burst Width). If this value varies with different modes of operation (data rate, modulation format, number of hopping channels, etc.), then repeat this test for each variation in transmit time.

For FHSS Mode (79 Channel):
DH1/3DH1 Dwell Time: Burst Width * (1600/2) * 31.6 / (channel number)
DH3/3DH3 Dwell Time: Burst Width * (1600/4) * 31.6 / (channel number)
DH5/3DH5 Dwell Time: Burst Width * (1600/6) * 31.6 / (channel number)

For AFHSS Mode (20 Channel):
DH1/3DH1 Dwell Time: Burst Width * (800/2) * 8 / (channel number)
DH3/3DH3 Dwell Time: Burst Width * (800/4) * 8 / (channel number)
DH5/3DH5 Dwell Time: Burst Width * (800/6) * 8 / (channel number)


*This report shall not be reproduced except in full, without the written approval of UL Verification Services (Guangzhou) Co., Ltd, Song Shan Lake Branch.*

**TEST SETUP**

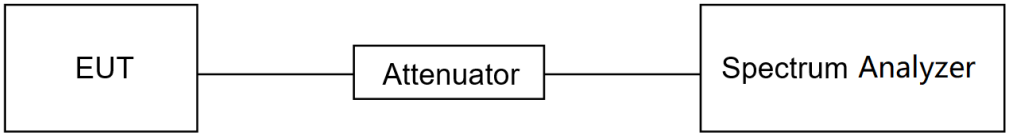


**TEST ENVIRONMENT**

| | | | |
|---|---|---|---|
| Temperature | 24.2℃ | Relative Humidity | 55.1% |
| Atmosphere Pressure | 101kPa | Test Voltage | DC 3.3V |

**TEST DATE / ENGINEER**

| | | | |
|---|---|---|---|
| Test Date | March 26, 2025 | Test By | Walker Yuan |

**TEST RESULTS**

Please refer to section "Test Data" - Appendix E


*This report shall not be reproduced except in full, without the written approval of UL Verification Services (Guangzhou) Co., Ltd, Song Shan Lake Branch.*

## 7.6. CONDUCTED BANDEDGE AND SPURIOUS EMISSION

**LIMITS**

| CFR 47 FCC Part15 (15.247), Subpart C<br>ISED RSS-247 ISSUE 3 | | |
|---|---|---|
| Section | Test Item | Limit |
| CFR 47 FCC §15.247 (d)<br>ISED RSS-247 5.5 | Conducted Spurious Emission | at least 20 dB below that in the 100 kHz bandwidth within the band that contains the highest level of the desired power |

**TEST PROCEDURE**

Refer to ANSI C63.10-2013 clause 7.8.6 and 7.8.8.

Connect the EUT to the spectrum analyzer and use the following settings for reference level measurement:

| | |
|---|---|
| Center Frequency | The center frequency of the channel under test |
| Detector | Peak |
| RBW | 100 kHz |
| VBW | ≥3 × RBW |
| Span | 1.5 x DTS bandwidth |
| Trace | Max hold |
| Sweep time | Auto couple. |

Allow trace to fully stabilize and use the peak marker function to determine the maximum PSD level.

Change the settings for emission level measurement:

| | |
|---|---|
| Span | Set the center frequency and span to encompass frequency range to be measured |
| Detector | Peak |
| RBW | 100 kHz |
| VBW | ≥3 × RBW |
| measurement points | ≥span/RBW |
| Trace | Max hold |
| Sweep time | Auto couple. |

Allow trace to fully stabilize and use the peak marker function to determine the maximum PSD level. Ensure that the amplitude of all unwanted emissions outside of the authorized frequency band (excluding restricted frequency bands) is attenuated by at least the minimum


*This report shall not be reproduced except in full, without the written approval of UL Verification Services (Guangzhou) Co., Ltd, Song Shan Lake Branch.*

**TEST SETUP**

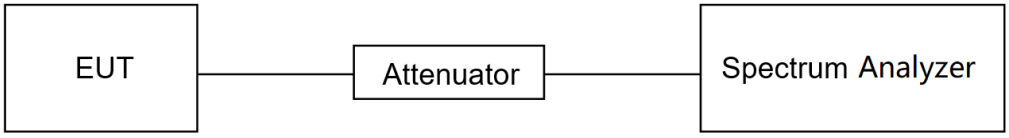


**TEST ENVIRONMENT**

| | | | |
|---|---|---|---|
| Temperature | 22.5℃ | Relative Humidity | 55.1% |
| Atmosphere Pressure | 101kPa | Test Voltage | DC 3.3V |

**TEST DATE / ENGINEER**

| | | | |
|---|---|---|---|
| Test Date | March 18, 2025 | Test By | Walker Yuan |

**TEST RESULTS**

Please refer to section "Test Data" - Appendix G&H


*This report shall not be reproduced except in full, without the written approval of UL Verification Services (Guangzhou) Co., Ltd, Song Shan Lake Branch.*

## 7.7. DUTY CYCLE

**LIMITS**

None; for reporting purposes only.

**TEST PROCEDURE**

Refer to ANSI C63.10-2013 Zero – Span Spectrum Analyzer method.

**TEST SETUP**

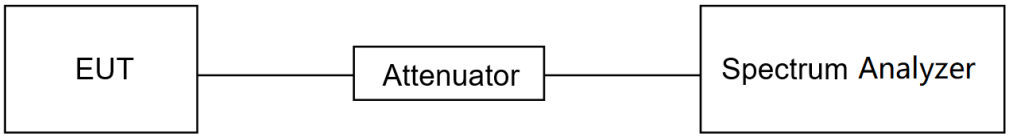


**TEST ENVIRONMENT**

| | | | |
|---|---|---|---|
| Temperature | 22.5℃ | Relative Humidity | 55.1% |
| Atmosphere Pressure | 101kPa | Test Voltage | DC 3.3V |

**TEST DATE / ENGINEER**

| | | | |
|---|---|---|---|
| Test Date | March 18, 2025 | Test By | Walker Yuan |

**TEST RESULTS**

Please refer to section "Test Data" - Appendix I


*This report shall not be reproduced except in full, without the written approval of UL Verification Services (Guangzhou) Co., Ltd, Song Shan Lake Branch.*

# 8. RADIATED TEST RESULTS

**LIMITS**

Please refer to CFR 47 FCC §15.205 and §15.209.

Please refer to ISED RSS-GEN Clause 8.9 and Clause 8.10.

Radiation Disturbance Test Limit for FCC (Class B) (9 kHz-1 GHz)

| Emissions radiated outside of the specified frequency bands above 30 MHz | | | |
|---|---|---|---|
| Frequency Range (MHz) | Field Strength Limit (uV/m) at 3 m | Field Strength Limit (dBuV/m) at 3 m | |
| | | Quasi-Peak | |
| 30 - 88 | 100 | 40 | |
| 88 - 216 | 150 | 43.5 | |
| 216 - 960 | 200 | 46 | |
| Above 960 | 500 | 54 | |
| Above 1000 | 500 | Peak | Average |
| | | 74 | 54 |

| FCC Emissions radiated outside of the specified frequency bands below 30 MHz | | |
|---|---|---|
| Frequency (MHz) | Field strength (microvolts/meter) | Measurement distance (meters) |
| 0.009-0.490 | 2400/F(kHz) | 300 |
| 0.490-1.705 | 24000/F(kHz) | 30 |
| 1.705-30.0 | 30 | 30 |

ISED General field strength limits at frequencies below 30 MHz

| Table 6 – General field strength limits at frequencies below 30 MHz | | |
|---|---|---|
| **Frequency** | **Magnetic field strength (H-Field) (µA/m)** | **Measurement distance (m)** |
| 9 - 490 kHz[Note 1] | 6.37/F (F in kHz) | 300 |
| 490 - 1705 kHz | 63.7/F (F in kHz) | 30 |
| 1.705 - 30 MHz | 0.08 | 30 |

**Note 1:** The emission limits for the ranges 9-90 kHz and 110-490 kHz are based on measurements employing a linear average detector.


*This report shall not be reproduced except in full, without the written approval of UL Verification Services (Guangzhou) Co., Ltd, Song Shan Lake Branch.*

ISED Restricted bands please refer to ISED RSS-GEN Clause 8.10

| Table 7 – Restricted frequency bands[Note 1] | | |
|---|---|---|
| MHz | MHz | GHz |
| 0.090 - 0.110 | 149.9 - 150.05 | 9.0 - 9.2 |
| 0.495 - 0.505 | 156.52475 - 156.52525 | 9.3 - 9.5 |
| 2.1735 - 2.1905 | 156.7 - 156.9 | 10.6 - 12.7 |
| 3.020 - 3.026 | 162.0125 - 167.17 | 13.25 - 13.4 |
| 4.125 - 4.128 | 167.72 - 173.2 | 14.47 - 14.5 |
| 4.17725 - 4.17775 | 240 – 285 | 15.35 - 16.2 |
| 4.20725 - 4.20775 | 322 - 335.4 | 17.7 - 21.4 |
| 5.677 - 5.683 | 399.9 - 410 | 22.01 - 23.12 |
| 6.215 - 6.218 | 608 - 614 | 23.6 - 24.0 |
| 6.26775 - 6.26825 | 960 - 1427 | 31.2 - 31.8 |
| 6.31175 - 6.31225 | 1435 - 1626.5 | 36.43 - 36.5 |
| 8.291 - 8.294 | 1645.5 - 1646.5 | Above 38.6 |
| 8.362 - 8.366 | 1660 - 1710 | |
| 8.37625 - 8.38675 | 1718.8 - 1722.2 | |
| 8.41425 - 8.41475 | 2200 - 2300 | |
| 12.29 - 12.293 | 2310 - 2390 | |
| 12.51975 - 12.52025 | 2483.5 - 2500 | |
| 12.57675 - 12.57725 | 2655 - 2900 | |
| 13.36 - 13.41 | 3260 – 3267 | |
| 16.42 - 16.423 | 3332 - 3339 | |
| 16.69475 - 16.69525 | 3345.8 - 3358 | |
| 16.80425 - 16.80475 | 3500 - 4400 | |
| 25.5 - 25.67 | 4500 - 5150 | |
| 37.5 - 38.25 | 5350 - 5460 | |
| 73 - 74.6 | 7250 - 7750 | |
| 74.8 - 75.2 | 8025 – 8500 | |
| 108 – 138 | | |

**Note 1:** Certain frequency bands listed in table 7 and in bands above 38.6 GHz are designated for licence-exempt applications. These frequency bands and the requirements that apply to related devices are set out in the 200 and 300 series of RSSs.

FCC Restricted bands of operation refer to FCC §15.205 (a):

| MHz | MHz | MHz | GHz |
|---|---|---|---|
| 0.090-0.110 | 16.42-16.423 | 399.9-410 | 4.5-5.15 |
| [1]0.495-0.505 | 16.69475-16.69525 | 608-614 | 5.35-5.46 |
| 2.1735-2.1905 | 16.80425-16.80475 | 960-1240 | 7.25-7.75 |
| 4.125-4.128 | 25.5-25.67 | 1300-1427 | 8.025-8.5 |
| 4.17725-4.17775 | 37.5-38.25 | 1435-1626.5 | 9.0-9.2 |
| 4.20725-4.20775 | 73-74.6 | 1645.5-1646.5 | 9.3-9.5 |
| 6.215-6.218 | 74.8-75.2 | 1660-1710 | 10.6-12.7 |
| 6.26775-6.26825 | 108-121.94 | 1718.8-1722.2 | 13.25-13.4 |
| 6.31175-6.31225 | 123-138 | 2200-2300 | 14.47-14.5 |
| 8.291-8.294 | 149.9-150.05 | 2310-2390 | 15.35-16.2 |
| 8.362-8.366 | 156.52475-156.52525 | 2483.5-2500 | 17.7-21.4 |
| 8.37625-8.38675 | 156.7-156.9 | 2690-2900 | 22.01-23.12 |
| 8.41425-8.41475 | 162.0125-167.17 | 3260-3267 | 23.6-24.0 |
| 12.29-12.293 | 167.72-173.2 | 3332-3339 | 31.2-31.8 |
| 12.51975-12.52025 | 240-285 | 3345.8-3358 | 36.43-36.5 |
| 12.57675-12.57725 | 322-335.4 | 3600-4400 | ([2]) |
| 13.36-13.41 | | | |

Note: [1]Until February 1, 1999, this restricted band shall be 0.490-0.510 MHz.
[2]Above 38.6c


*This report shall not be reproduced except in full, without the written approval of UL Verification Services (Guangzhou) Co., Ltd, Song Shan Lake Branch.*

**TEST PROCEDURE**

Below 30 MHz

The setting of the spectrum analyzer

| | |
|---|---|
| RBW | 200 Hz (From 9 kHz to 0.15 MHz)/ 9 kHz (From 0.15 MHz to 30 MHz) |
| VBW | 200 Hz (From 9 kHz to 0.15 MHz)/ 9 kHz (From 0.15 MHz to 30 MHz) |
| Sweep | Auto |

1. The testing follows the guidelines in ANSI C63.10-2013 clause 6.4.

2. The EUT was arranged to its worst case and then turntable (from 0 degree to 360 degrees) to find the maximum reading. A pre-amp and a high pass filter are used for the test in order to get better signal level. Both Horizontal, Face-on and Face-off polarizations of the antenna are set to make the measurement.

3. The EUT was placed on a turntable with 80 cm above ground.

4. The EUT was set 3 meters from the interference receiving antenna, which was mounted on the top of a 1 m height antenna tower.

5. The radiated emission limits are based on measurements employing a CISPR quasi-peak detector except for the frequency bands 9-90 kHz, 110-490 kHz and above 1000 MHz Radiated emission limits in these three bands are based on measurements employing an average detector.

6. For measurement below 1 GHz, the initial step in collecting conducted emission data is a spectrum analyzer peak detector mode pre-scanning the measurement frequency range. Significant peaks are then marked and then Quasi Peak and average detector mode re-measured. If the emission level of the EUT measured by the peak detector is 3 dB lower than the applicable limit, the peak emission level will be reported. Otherwise, the emission measurement will be repeated using the quasi-peak and average detector and reported.

7. Although these tests were performed other than open field site, adequate comparison measurements were confirmed against 30m open field site. Therefore sufficient tests were made to demonstrate that the alternative site produces results that correlate with the ones of tests made in an open field site based on KDB 414788.

8. The limits in CFR 47, Part 15, Subpart C, paragraph 15.209 (a), are identical to those in RSS-GEN Section 8.9, Table 6, since the measurements are performed in terms of magnetic field strength and converted to electric field strength levels (as reported in the table) using the free space impedance of 377Ω. For example, the measurement frequency X kHz resulted in a level of Y dBuV/m, which is equivalent to Y-51.5 = Z dBuA/m, which has the same margin, W dB, to the corresponding RSS-GEN Table 6 limit as it has to be 15.209(a) limit.


*This report shall not be reproduced except in full, without the written approval of UL Verification Services (Guangzhou) Co., Ltd, Song Shan Lake Branch.*

Below 1 GHz and above 30 MHz

The setting of the spectrum analyzer

| | |
|---|---|
| RBW | 120 kHz |
| VBW | 300 kHz |
| Sweep | Auto |
| Detector | Peak/QP |
| Trace | Max hold |

1. The testing follows the guidelines in ANSI C63.10-2013 clause 6.5.

2. The EUT was arranged to its worst case and then tune the antenna tower (from 1 m to 4 m) and turntable (from 0 degree to 360 degrees) to find the maximum reading. A pre-amp and a high pass filter are used for the test in order to get better signal level. Both horizontal and vertical polarizations of the antenna are set to make the measurement.

3. The EUT was placed on a turntable with 80 cm above ground.

4. The EUT was set 3 meters from the interference receiving antenna, which was mounted on the top of a variable height antenna tower.

5. For measurement below 1 GHz, the initial step in collecting conducted emission data is a spectrum analyzer peak detector mode pre-scanning the measurement frequency range. Significant peaks are then marked and then Quasi Peak detector mode re-measured. If the emission level of the EUT measured by the peak detector is 3 dB lower than the applicable limit, the peak emission level will be reported. Otherwise, the emission measurement will be repeated using the quasi-peak detector and reported.


*This report shall not be reproduced except in full, without the written approval of UL Verification Services (Guangzhou) Co., Ltd, Song Shan Lake Branch.*

Above 1 GHz

The setting of the spectrum analyzer

| | |
|---|---|
| RBW | 1 MHz |
| VBW | PEAK: 3 MHz<br>AVG: see note 6 |
| Sweep | Auto |
| Detector | Peak |
| Trace | Max hold |

1. The testing follows the guidelines in ANSI C63.10-2013 clause 6.6.

2. The EUT was arranged to its worst case and then tune the antenna tower (from 1 m to 4 m) and turntable (from 0 degree to 360 degrees) to find the maximum reading. A pre-amp and a high pass filter are used for the test in order to get better signal level. Both horizontal and vertical polarizations of the antenna are set to make the measurement.

3. The EUT was placed on a turntable with 1.5 m above ground.

4. The EUT was set 3 meters from the interference receiving antenna, which was mounted on the top of a variable height antenna tower.

5. For measurement above 1 GHz, the emission measurement will be measured by the peak detector. This peak level, once corrected, must comply with the limit specified in Section 15.209.

6. For measurements above 1 GHz the resolution bandwidth is set to 1 MHz, then the video bandwidth is set to 3 MHz for peak measurements and 1 MHz resolution bandwidth with 1/T video bandwidth with peak detector for average measurements. For the Duty Cycle please refer to clause 7.7. ON TIME AND DUTY CYCLE.

X axis, Y axis, Z axis positions:

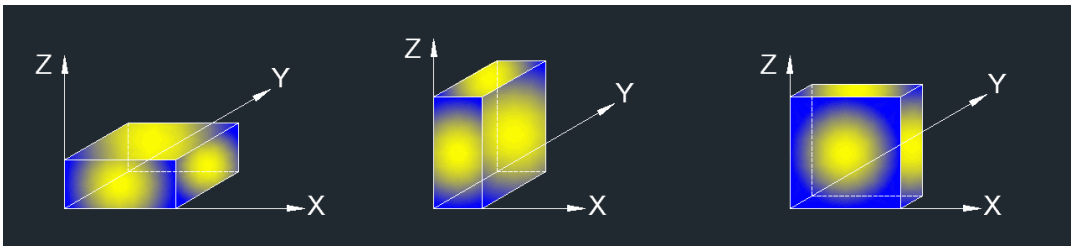


Note 1: For all radiated test, EUT in each of three orthogonal axis emissions had been tested, but only the worst case (X axis) data recorded in the report.


*This report shall not be reproduced except in full, without the written approval of UL Verification Services (Guangzhou) Co., Ltd, Song Shan Lake Branch.*

For Restricted Bandedge:
Note:
1. Measurement = Reading Level + Correct Factor.
2. If the peak values are less than the average limit of 54 dBuV/m, the average result is deemed to comply with average limit.
3. PK=Peak: Peak detector.
4. AV=Average: VBW=1/Ton, where: Ton is the transmitting duration.
5. For the transmitting duration, please refer to clause 7.7.
6. Only the worst data was recorded, if it complies with the limit, the other emissions deemed to comply with the limit.
7. Both horizontal and vertical have been tested, only the worst data was recorded in the report.
8. All modes have been tested, but only the worst data was recorded in the report.

For Radiate Spurious emission (9 kHz ~ 30 MHz):
Note:
1. Measurement = Reading Level + Correct Factor.
2. If the peak values are less than the QP limit, the QP result is deemed to comply with QP limit.
3. All 3 polarizations (Horizontal, Face-on and Face-off) of the loop antenna had been tested, but only the worst data recorded in the report.
4. All modes have been tested, but only the worst data was recorded in the report.
5. dBuA/m= dBuV/m- 20Log10[120π] = dBuV/m- 51.5

For Radiate Spurious Emission (30 MHz ~ 1 GHz):
Note:
1. Result Level = Read Level + Correct Factor.
2. If the peak values are less than the QP limit, the QP result is deemed to comply with QP limit.
3. All modes have been tested, but only the worst data was recorded in the report.

For Radiate Spurious Emission (1 GHz ~ 3 GHz):
1. Measurement = Reading Level + Correct Factor.
2. If the peak values are less than the average limit of 54 dBuV/m, the average result is deemed to comply with average limit.
3. Peak: Peak detector.
4. AVG: VBW=1/Ton, where: Ton is the transmitting duration.
5. For the transmitting duration, please refer to clause 7.7.
6. Filter losses were only considered in the spurious frequency bands and the authorized band was not corrected for Band reject filter losses.
7. Proper operation of the transmitter prior to adding the filter to the measurement chain.
8. All modes have been tested, but only the worst data was recorded in the report.


*This report shall not be reproduced except in full, without the written approval of UL Verification Services (Guangzhou) Co., Ltd, Song Shan Lake Branch.*

For Radiate Spurious Emission (3 GHz ~ 18 GHz):
Note:
1. Peak Result = Reading Level + Correct Factor.
2. If the peak values are less than the average limit of 54 dBuV/m, the average result is deemed to comply with average limit.
3. Peak: Peak detector.
4. AVG: VBW=1/Ton, where: Ton is the transmitting duration.
5. For the transmitting duration, please refer to clause 7.7.
6. Filter losses were only considered in the spurious frequency bands and the authorized band was not corrected for High Pass Filter losses.
7. Proper operation of the transmitter prior to adding the filter to the measurement chain.
8. All modes have been tested, but only the worst data was recorded in the report.

For Radiate Spurious emission (18 GHz ~ 26 GHz):
Note:
1. Measurement = Reading Level + Correct Factor.
2. If the peak values are less than the average limit of 54 dBuV/m, the average result is deemed to comply with average limit.
3. Peak: Peak detector.
4. All modes have been tested, but only the worst data was recorded in the report.

**TEST SETUP**

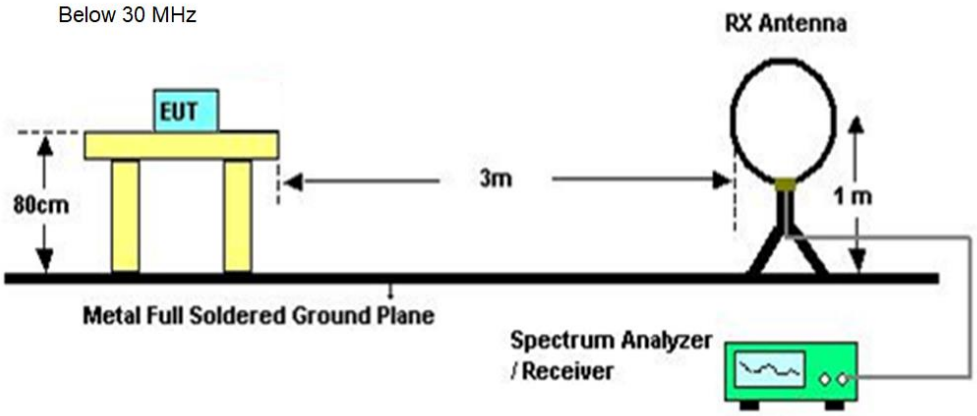



*This report shall not be reproduced except in full, without the written approval of UL Verification Services (Guangzhou) Co., Ltd, Song Shan Lake Branch.*

Below 1 GHz and above 30 MHz

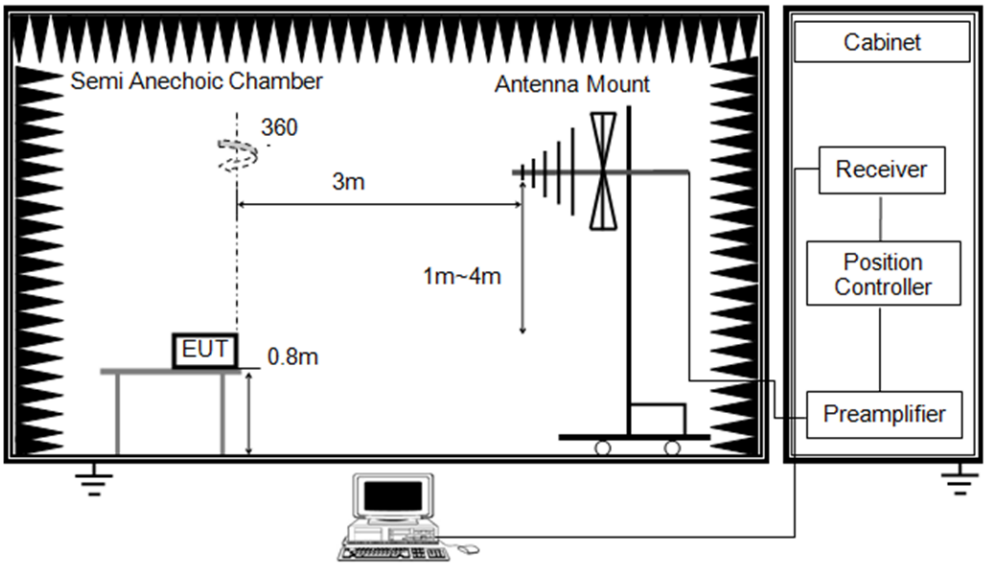


Above 1GHz

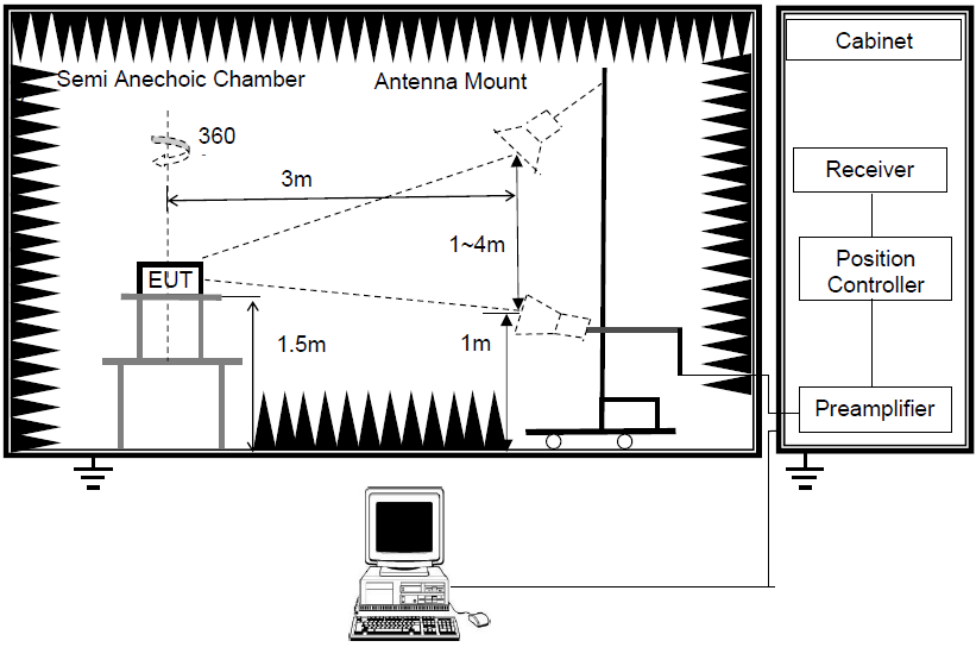


**TEST ENVIRONMENT**

| | | | |
|---|---|---|---|
| Temperature | 20.6℃ | Relative Humidity | 59.7% |
| Atmosphere Pressure | 101kPa | Test Voltage | |

**TEST DATE / ENGINEER**

| | | | |
|---|---|---|---|
| Test Date | March 25, 2025 | Test By | Mason Wang |


*This report shall not be reproduced except in full, without the written approval of UL Verification Services (Guangzhou) Co., Ltd, Song Shan Lake Branch.*

**TEST RESULTS**

## 8.1. RESTRICTED BANDEDGE

| | | | |
|---|---|---|---|
| Test Mode: | GFSK PK | Frequency(MHz): | 2402 |
| Polarity: | Horizontal | Test Voltage: | DC 3.3V |

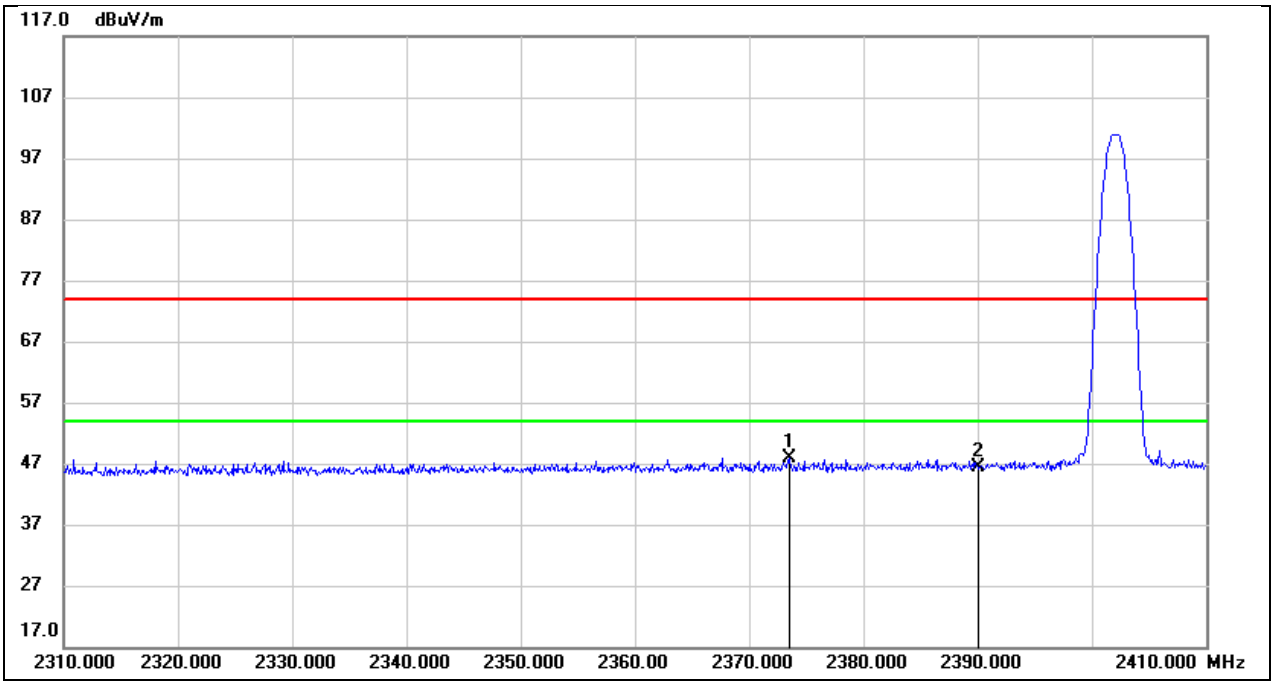


| No. | Frequency (MHz) | Reading (dBuV) | Correct (dB/m) | Result (dBuV/m) | Limit (dBuV/m) | Margin (dB) | Remark |
|---|---|---|---|---|---|---|---|
| 1 | 2373.500 | 16.31 | 31.67 | 47.98 | 74.00 | -26.02 | peak |
| 2 | 2390.000 | 14.55 | 31.73 | 46.28 | 74.00 | -27.72 | peak |


*This report shall not be reproduced except in full, without the written approval of UL Verification Services (Guangzhou) Co., Ltd, Song Shan Lake Branch.*

| Test Mode: | GFSK PK | Frequency(MHz): | 2402 |
|---|---|---|---|
| Polarity: | Vertical | Test Voltage: | DC 3.3V |

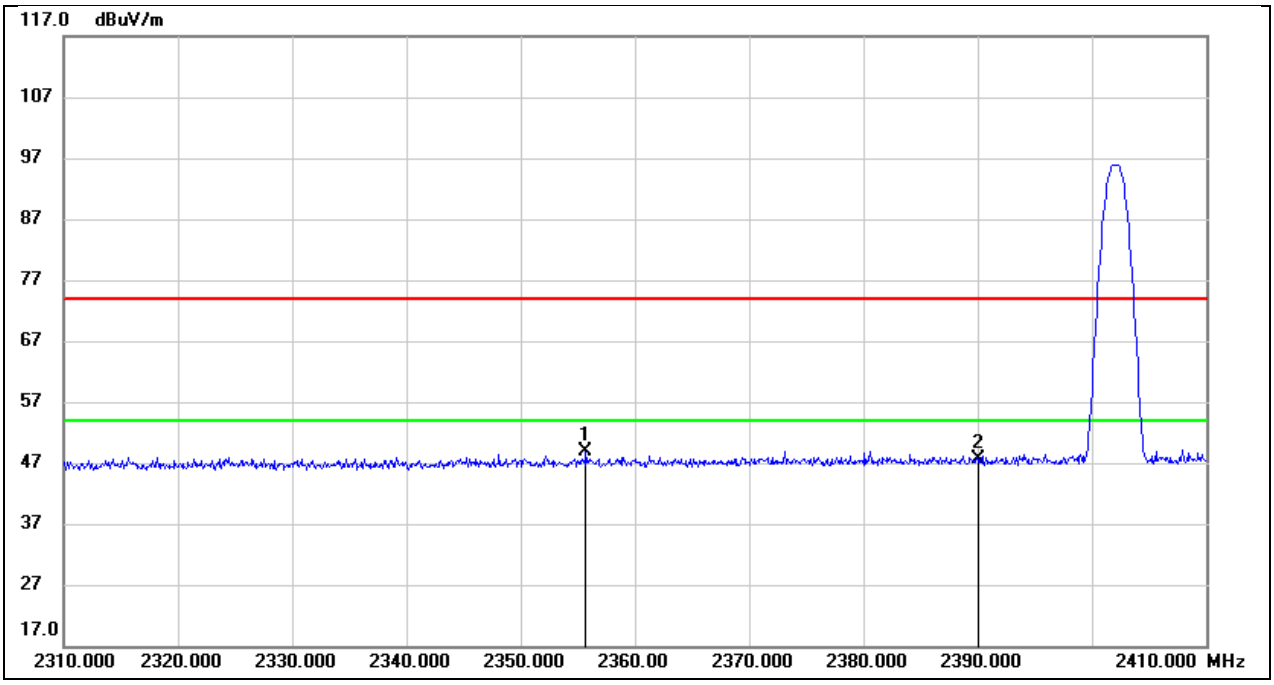


| No. | Frequency (MHz) | Reading (dBuV) | Correct (dB/m) | Result (dBuV/m) | Limit (dBuV/m) | Margin (dB) | Remark |
|---|---|---|---|---|---|---|---|
| 1 | 2355.700 | 16.45 | 32.43 | 48.88 | 74.00 | -25.12 | peak |
| 2 | 2390.000 | 15.05 | 32.55 | 47.60 | 74.00 | -26.40 | peak |


*This report shall not be reproduced except in full, without the written approval of UL Verification Services (Guangzhou) Co., Ltd, Song Shan Lake Branch.*

| | | | |
|---|---|---|---|
| Test Mode: | GFSK PK | Frequency(MHz): | 2480 |
| Polarity: | Horizontal | Test Voltage: | DC 3.3V |

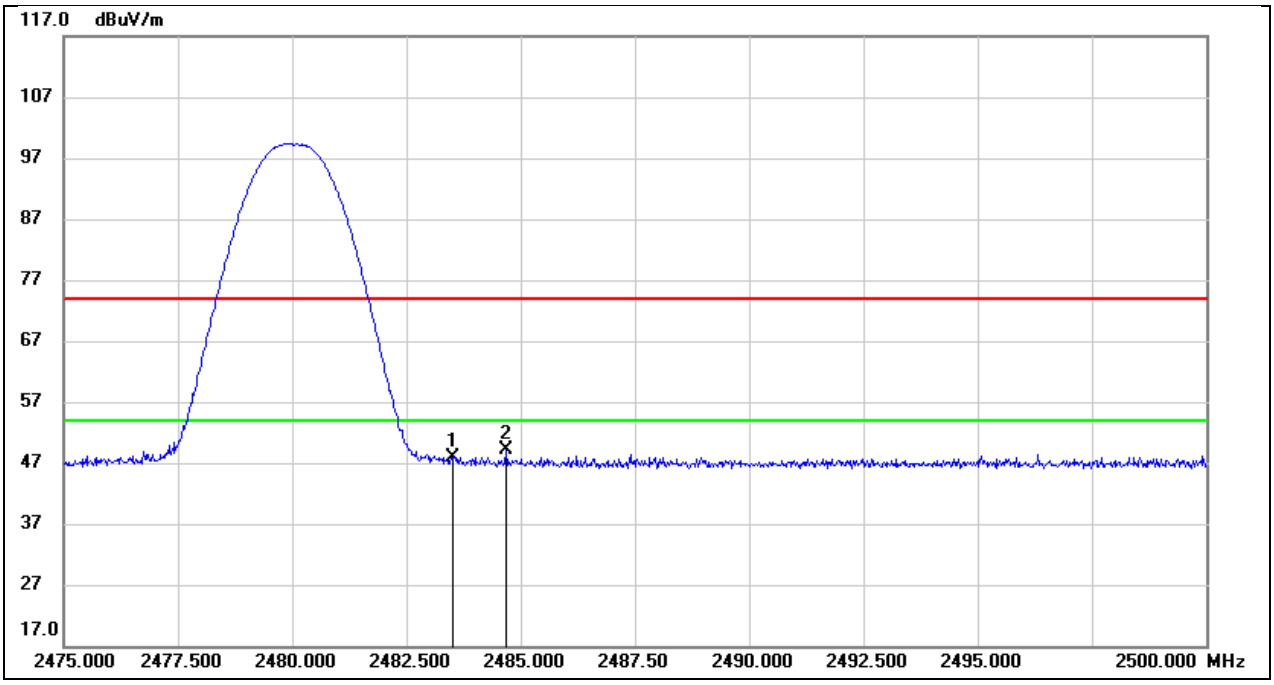


| No. | Frequency (MHz) | Reading (dBuV) | Correct (dB/m) | Result (dBuV/m) | Limit (dBuV/m) | Margin (dB) | Remark |
|---|---|---|---|---|---|---|---|
| 1 | 2483.500 | 15.81 | 32.00 | 47.81 | 74.00 | -26.19 | peak |
| 2 | 2484.675 | 17.03 | 32.00 | 49.03 | 74.00 | -24.97 | peak |


*This report shall not be reproduced except in full, without the written approval of UL Verification Services (Guangzhou) Co., Ltd, Song Shan Lake Branch.*

| | | | |
|---|---|---|---|
| Test Mode: | 8DPSK PK | Frequency(MHz): | 2402 |
| Polarity: | Horizontal | Test Voltage: | DC 3.3V |

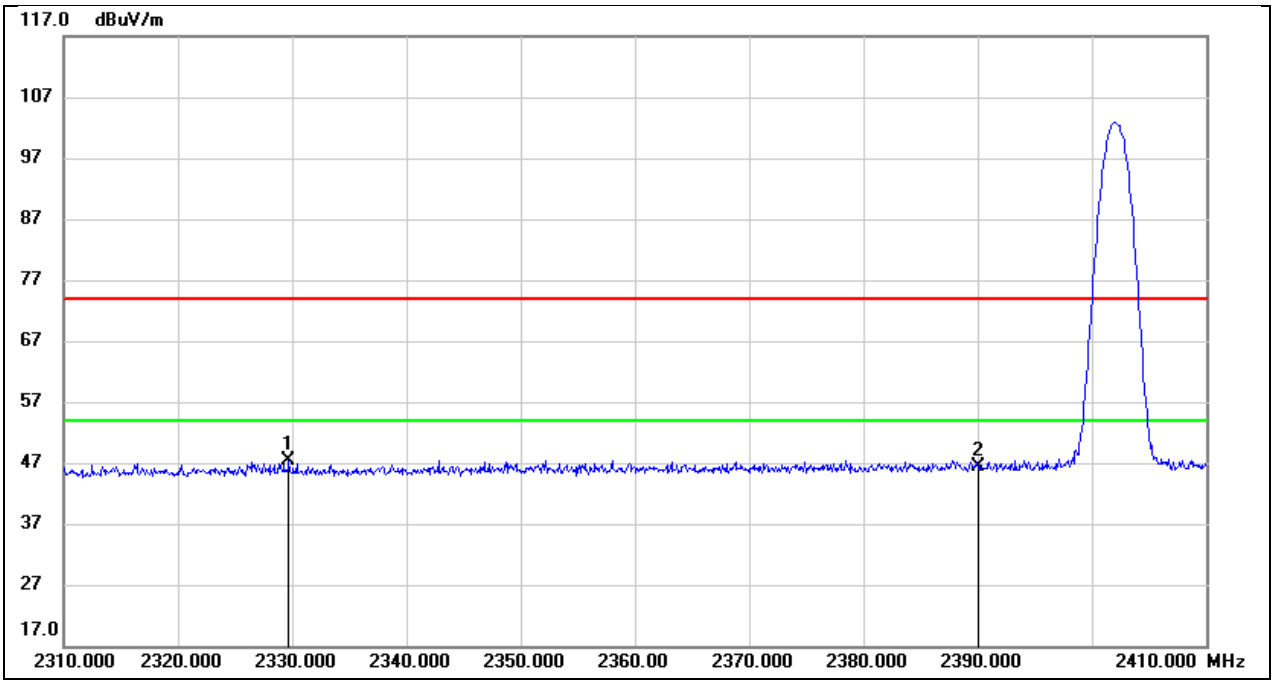


| No. | Frequency (MHz) | Reading (dBuV) | Correct (dB/m) | Result (dBuV/m) | Limit (dBuV/m) | Margin (dB) | Remark |
|---|---|---|---|---|---|---|---|
| 1 | 2329.700 | 16.00 | 31.50 | 47.50 | 74.00 | -26.50 | peak |
| 2 | 2390.000 | 14.71 | 31.73 | 46.44 | 74.00 | -27.56 | peak |


*This report shall not be reproduced except in full, without the written approval of UL Verification Services (Guangzhou) Co., Ltd, Song Shan Lake Branch.*

| Test Mode: | 8DPSK PK | Frequency(MHz): | 2480 |
|---|---|---|---|
| Polarity: | Horizontal | Test Voltage: | DC 3.3V |

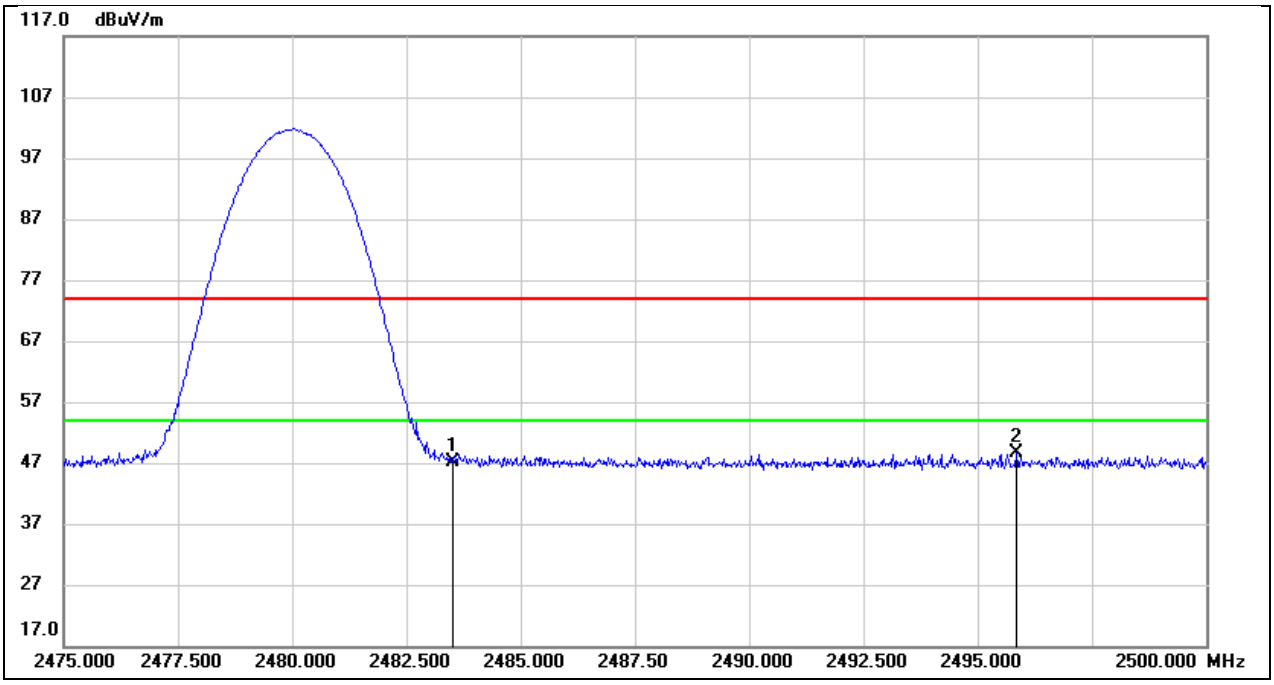


| No. | Frequency (MHz) | Reading (dBuV) | Correct (dB/m) | Result (dBuV/m) | Limit (dBuV/m) | Margin (dB) | Remark |
|---|---|---|---|---|---|---|---|
| 1 | 2483.500 | 15.20 | 32.00 | 47.20 | 74.00 | -26.80 | peak |
| 2 | 2495.850 | 16.64 | 32.03 | 48.67 | 74.00 | -25.33 | peak |


*This report shall not be reproduced except in full, without the written approval of UL Verification Services (Guangzhou) Co., Ltd, Song Shan Lake Branch.*

## 8.2. SPURIOUS EMISSIONS(1 GHZ~3 GHZ)

| | | | |
|---|---|---|---|
| Test Mode: | GFSK | Frequency(MHz): | 2402 |
| Polarity: | Horizontal | Test Voltage: | DC 3.3V |

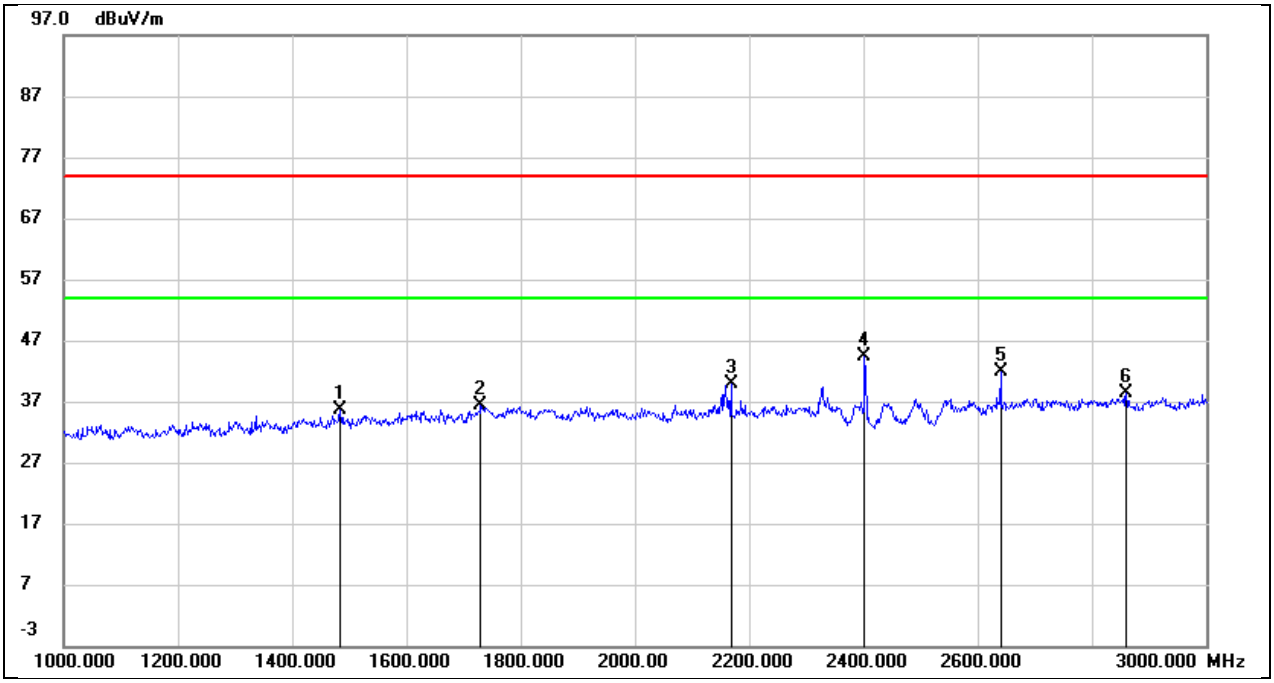


| No. | Frequency (MHz) | Reading (dBuV) | Correct (dB/m) | Result (dBuV/m) | Limit (dBuV/m) | Margin (dB) | Remark |
|---|---|---|---|---|---|---|---|
| 1 | 1484.000 | 47.64 | -11.97 | 35.67 | 74.00 | -38.33 | peak |
| 2 | 1730.000 | 46.90 | -10.45 | 36.45 | 74.00 | -37.55 | peak |
| 3 | 2168.000 | 49.37 | -9.46 | 39.91 | 74.00 | -34.09 | peak |
| 4 | 2402.000 | 52.98 | -8.59 | 44.39 | / | / | Fundamental |
| 5 | 2640.000 | 49.37 | -7.60 | 41.77 | 74.00 | -32.23 | peak |
| 6 | 2860.000 | 44.95 | -6.64 | 38.31 | 74.00 | -35.69 | peak |


*This report shall not be reproduced except in full, without the written approval of UL Verification Services (Guangzhou) Co., Ltd, Song Shan Lake Branch.*

| | | | |
|---|---|---|---|
| Test Mode: | GFSK | Frequency(MHz): | 2402 |
| Polarity: | Vertical | Test Voltage: | DC 3.3V |

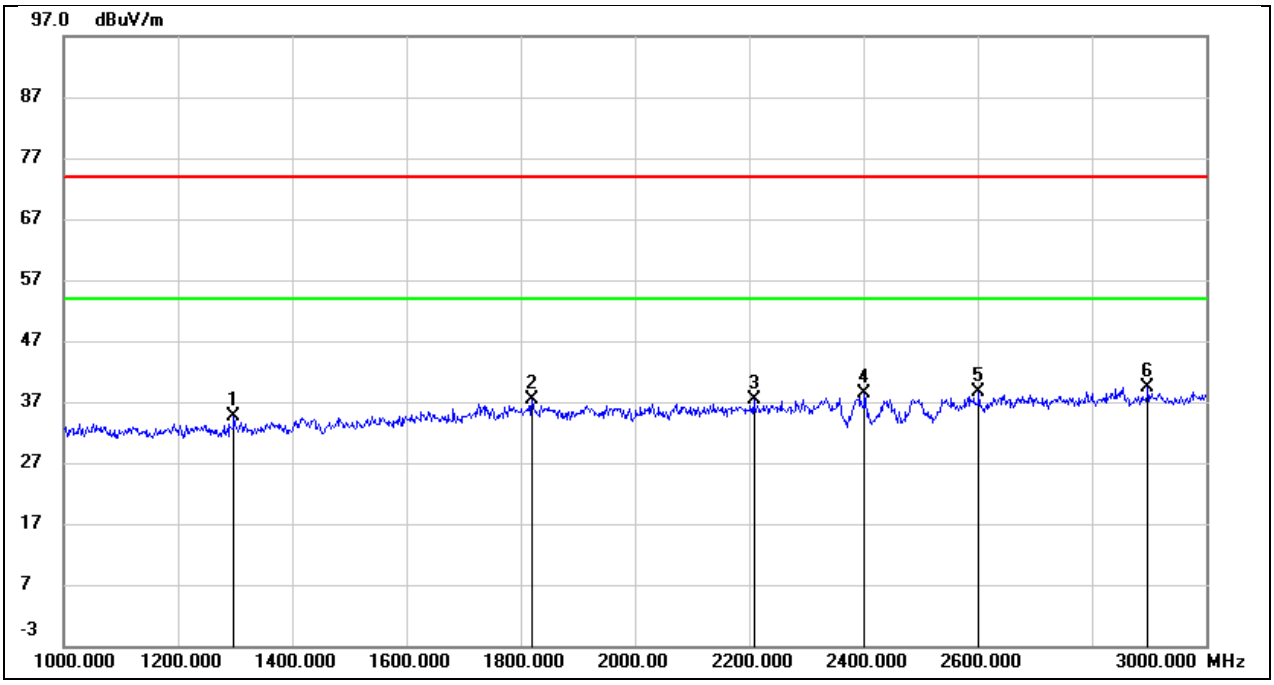


| No. | Frequency (MHz) | Reading (dBuV) | Correct (dB/m) | Result (dBuV/m) | Limit (dBuV/m) | Margin (dB) | Remark |
|---|---|---|---|---|---|---|---|
| 1 | 1298.000 | 47.31 | -12.63 | 34.68 | 74.00 | -39.32 | peak |
| 2 | 1820.000 | 46.62 | -9.36 | 37.26 | 74.00 | -36.74 | peak |
| 3 | 2208.000 | 45.75 | -8.46 | 37.29 | 74.00 | -36.71 | peak |
| 4 | 2402.000 | 46.09 | -7.77 | 38.32 | / | / | Fundamental |
| 5 | 2602.000 | 45.51 | -6.85 | 38.66 | 74.00 | -35.34 | peak |
| 6 | 2898.000 | 44.64 | -5.28 | 39.36 | 74.00 | -34.64 | peak |


*This report shall not be reproduced except in full, without the written approval of UL Verification Services (Guangzhou) Co., Ltd, Song Shan Lake Branch.*

| Test Mode: | GFSK | Frequency(MHz): | 2441 |
|---|---|---|---|
| Polarity: | Horizontal | Test Voltage: | DC 3.3V |

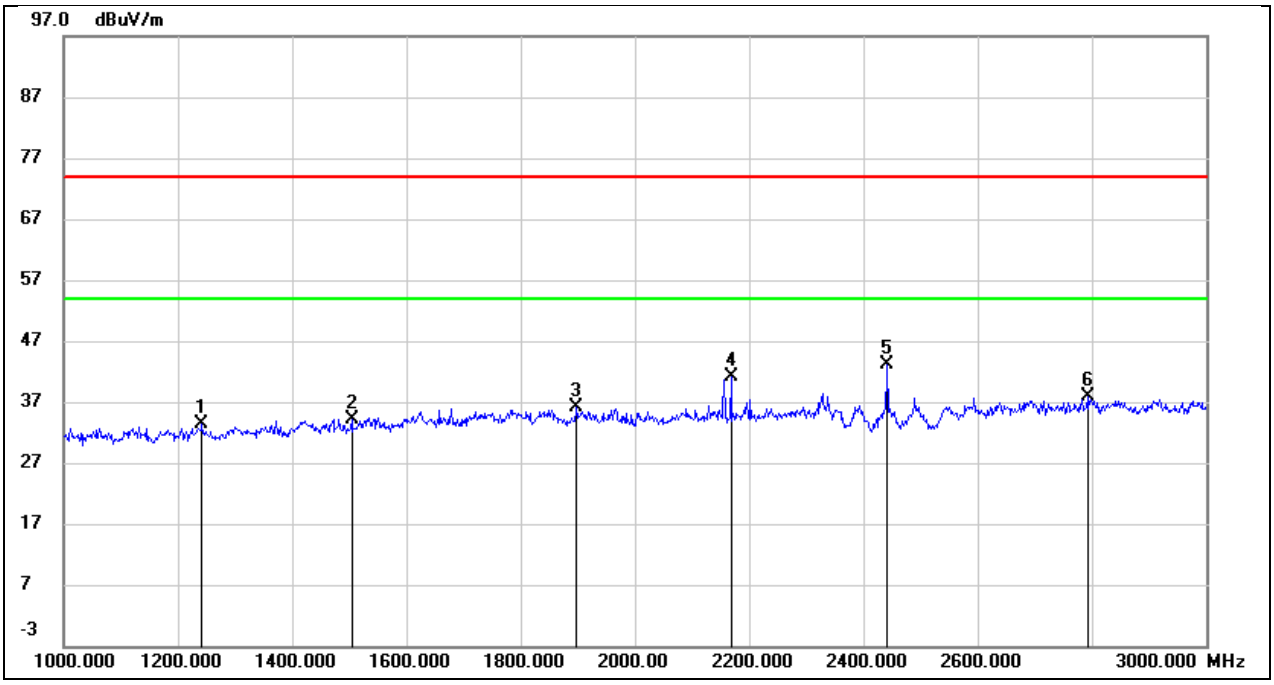


| No. | Frequency (MHz) | Reading (dBuV) | Correct (dB/m) | Result (dBuV/m) | Limit (dBuV/m) | Margin (dB) | Remark |
|---|---|---|---|---|---|---|---|
| 1 | 1242.000 | 46.61 | -13.25 | 33.36 | 74.00 | -40.64 | peak |
| 2 | 1504.000 | 46.01 | -11.86 | 34.15 | 74.00 | -39.85 | peak |
| 3 | 1898.000 | 46.22 | -10.02 | 36.20 | 74.00 | -37.80 | peak |
| 4 | 2168.000 | 50.47 | -9.46 | 41.01 | 74.00 | -32.99 | peak |
| 5 | 2441.000 | 51.55 | -8.43 | 43.12 | / | / | Fundamental |
| 6 | 2792.000 | 44.87 | -6.95 | 37.92 | 74.00 | -36.08 | peak |


*This report shall not be reproduced except in full, without the written approval of UL Verification Services (Guangzhou) Co., Ltd, Song Shan Lake Branch.*

| Test Mode: | GFSK | Frequency(MHz): | 2441 |
|---|---|---|---|
| Polarity: | Vertical | Test Voltage: | DC 3.3V |

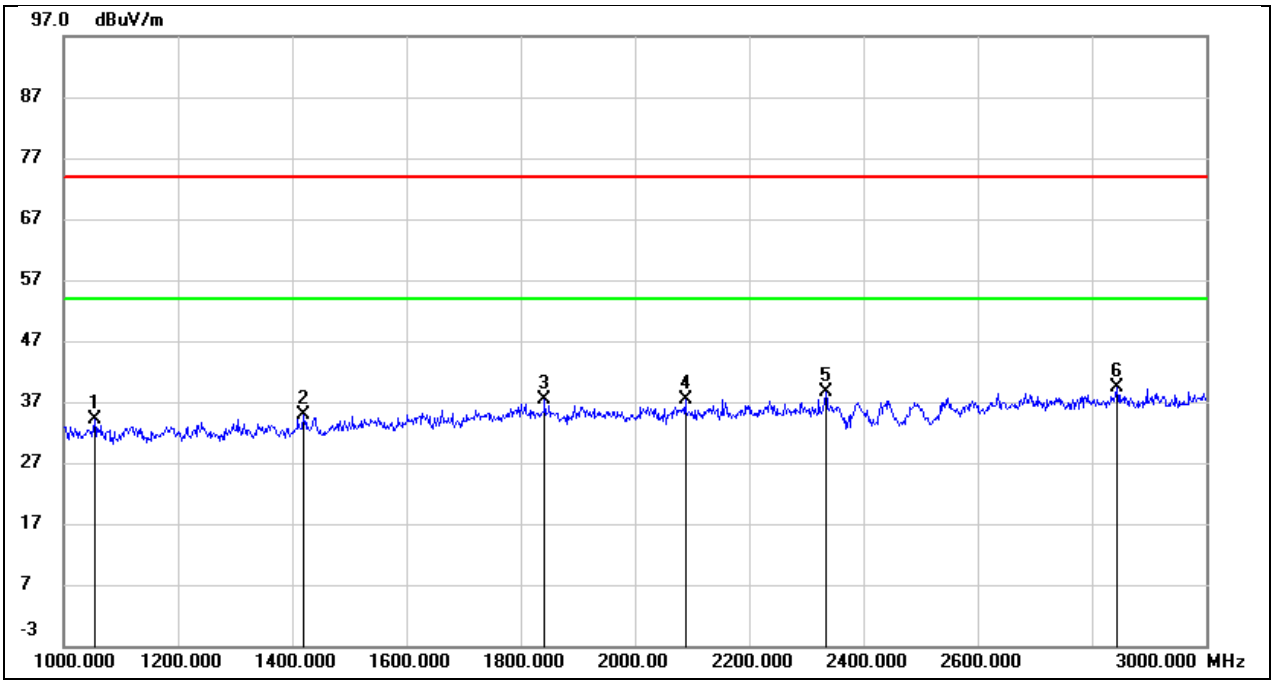


| No. | Frequency (MHz) | Reading (dBuV) | Correct (dB/m) | Result (dBuV/m) | Limit (dBuV/m) | Margin (dB) | Remark |
|---|---|---|---|---|---|---|---|
| 1 | 1054.000 | 47.72 | -13.54 | 34.18 | 74.00 | -39.82 | peak |
| 2 | 1420.000 | 46.97 | -12.15 | 34.82 | 74.00 | -39.18 | peak |
| 3 | 1842.000 | 46.72 | -9.34 | 37.38 | 74.00 | -36.62 | peak |
| 4 | 2088.000 | 46.23 | -8.88 | 37.35 | 74.00 | -36.65 | peak |
| 5 | 2334.000 | 46.61 | -8.01 | 38.60 | 74.00 | -35.40 | peak |
| 6 | 2844.000 | 45.03 | -5.57 | 39.46 | 74.00 | -34.54 | peak |


*This report shall not be reproduced except in full, without the written approval of UL Verification Services (Guangzhou) Co., Ltd, Song Shan Lake Branch.*

| | | | |
|---|---|---|---|
| Test Mode: | GFSK | Frequency(MHz): | 2480 |
| Polarity: | Horizontal | Test Voltage: | DC 3.3V |

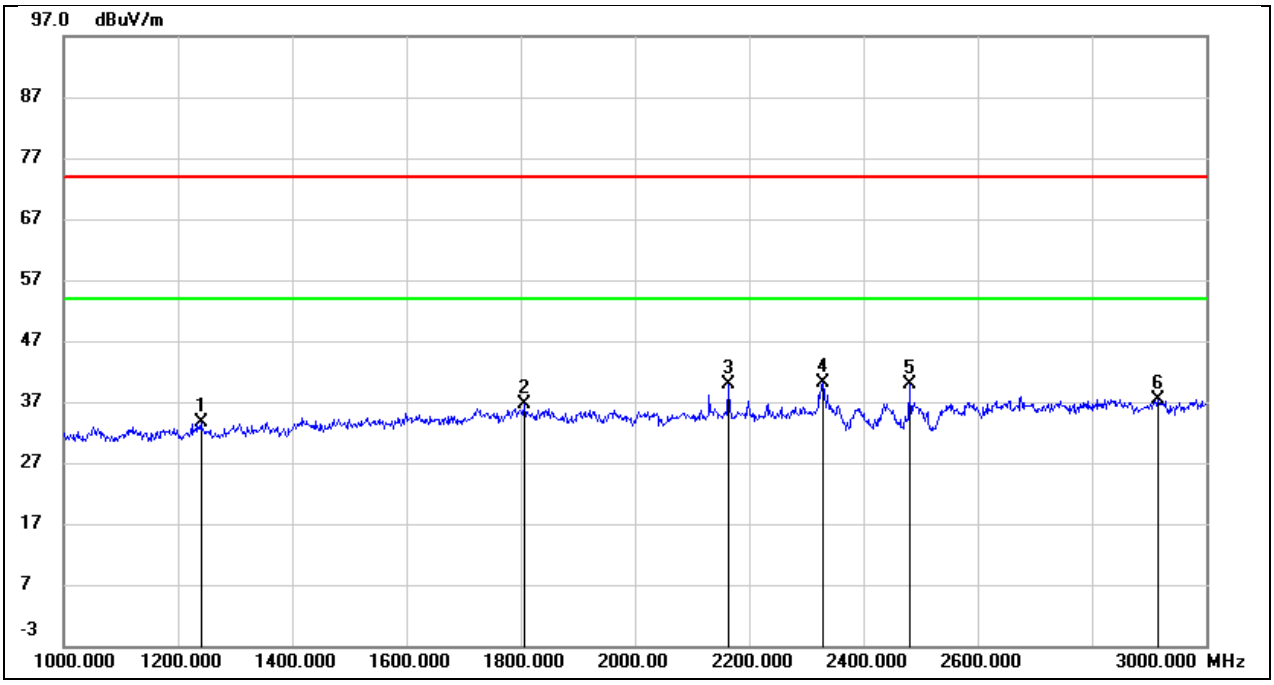


| No. | Frequency (MHz) | Reading (dBuV) | Correct (dB/m) | Result (dBuV/m) | Limit (dBuV/m) | Margin (dB) | Remark |
|---|---|---|---|---|---|---|---|
| 1 | 1240.000 | 47.01 | -13.27 | 33.74 | 74.00 | -40.26 | peak |
| 2 | 1806.000 | 46.62 | -9.97 | 36.65 | 74.00 | -37.35 | peak |
| 3 | 2164.000 | 49.43 | -9.47 | 39.96 | 74.00 | -34.04 | peak |
| 4 | 2330.000 | 48.93 | -8.85 | 40.08 | 74.00 | -33.92 | peak |
| 5 | 2480.000 | 48.27 | -8.28 | 39.99 | / | / | Fundamental |
| 6 | 2916.000 | 43.84 | -6.39 | 37.45 | 74.00 | -36.55 | peak |


*This report shall not be reproduced except in full, without the written approval of UL Verification Services (Guangzhou) Co., Ltd, Song Shan Lake Branch.*

| Test Mode: | GFSK | Frequency(MHz): | 2480 |
|---|---|---|---|
| Polarity: | Vertical | Test Voltage: | DC 3.3V |

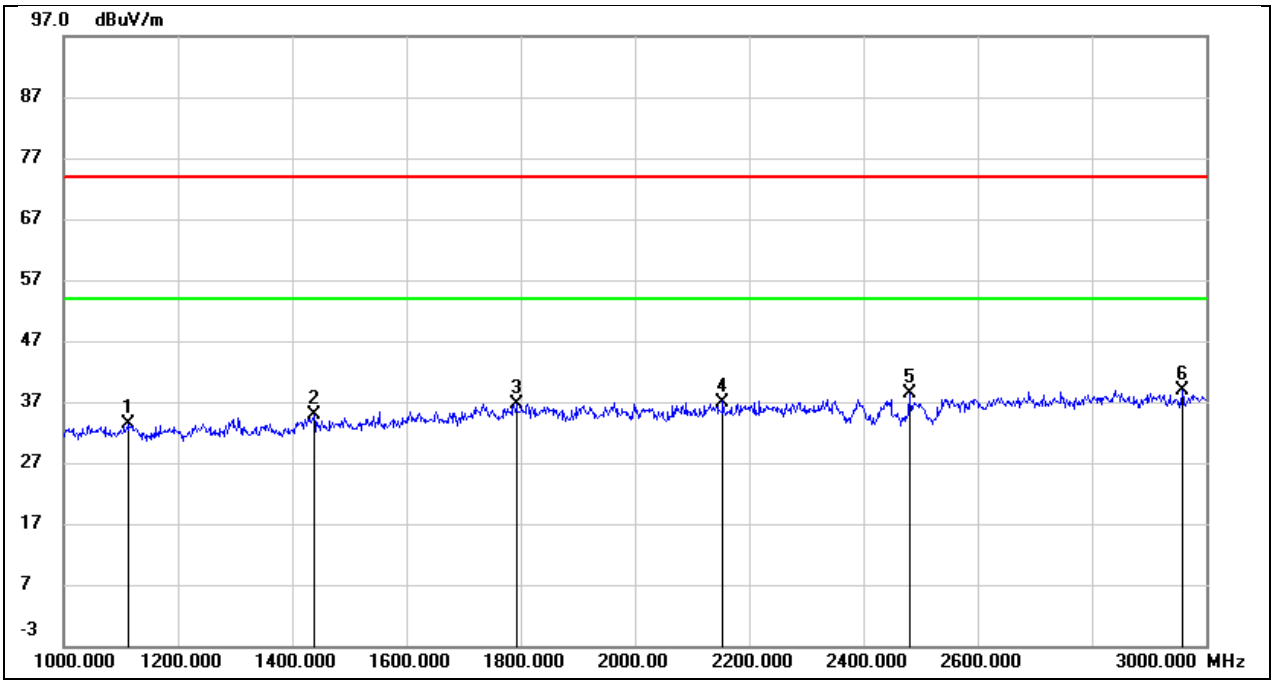


| No. | Frequency (MHz) | Reading (dBuV) | Correct (dB/m) | Result (dBuV/m) | Limit (dBuV/m) | Margin (dB) | Remark |
|---|---|---|---|---|---|---|---|
| 1 | 1114.000 | 46.65 | -13.32 | 33.33 | 74.00 | -40.67 | peak |
| 2 | 1438.000 | 46.97 | -12.06 | 34.91 | 74.00 | -39.09 | peak |
| 3 | 1792.000 | 46.15 | -9.45 | 36.70 | 74.00 | -37.30 | peak |
| 4 | 2154.000 | 45.65 | -8.65 | 37.00 | 74.00 | -37.00 | peak |
| 5 | 2480.000 | 45.90 | -7.48 | 38.42 | / | / | Fundamental |
| 6 | 2958.000 | 43.95 | -4.95 | 39.00 | 74.00 | -35.00 | peak |


*This report shall not be reproduced except in full, without the written approval of UL Verification Services (Guangzhou) Co., Ltd, Song Shan Lake Branch.*

## 8.3. SPURIOUS EMISSIONS(3 GHZ~18 GHZ)

| Test Mode: | GFSK | Frequency(MHz): | 2402 |
|---|---|---|---|
| Polarity: | Horizontal | Test Voltage: | DC 3.3V |

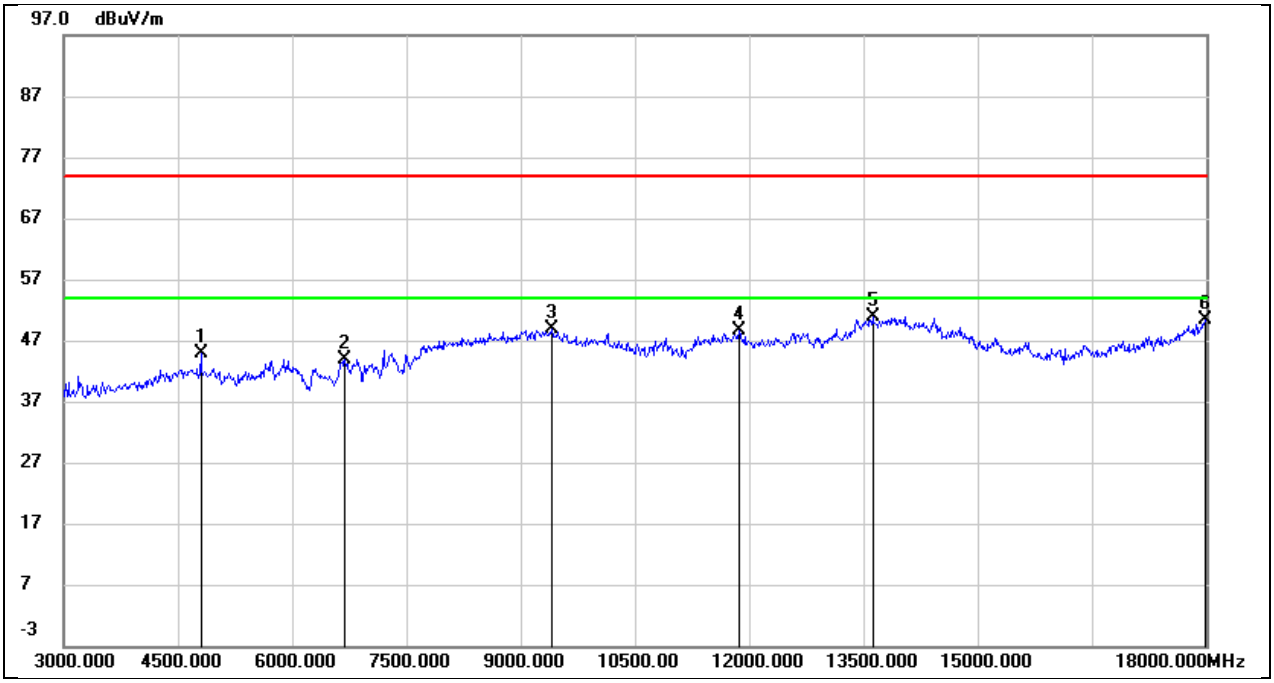


| No. | Frequency (MHz) | Reading (dBuV) | Correct (dB/m) | Result (dBuV/m) | Limit (dBuV/m) | Margin (dB) | Remark |
|---|---|---|---|---|---|---|---|
| 1 | 4800.000 | 44.48 | 0.47 | 44.95 | 74.00 | -29.05 | peak |
| 2 | 6690.000 | 38.49 | 5.42 | 43.91 | 74.00 | -30.09 | peak |
| 3 | 9405.000 | 36.86 | 11.97 | 48.83 | 74.00 | -25.17 | peak |
| 4 | 11865.000 | 30.02 | 18.57 | 48.59 | 74.00 | -25.41 | peak |
| 5 | 13620.000 | 28.31 | 22.65 | 50.96 | 74.00 | -23.04 | peak |
| 6 | 17985.000 | 20.89 | 29.49 | 50.38 | 74.00 | -23.62 | peak |


*This report shall not be reproduced except in full, without the written approval of UL Verification Services (Guangzhou) Co., Ltd, Song Shan Lake Branch.*

| Test Mode: | GFSK | Frequency(MHz): | 2402 |
|---|---|---|---|
| Polarity: | Vertical | Test Voltage: | DC 3.3V |

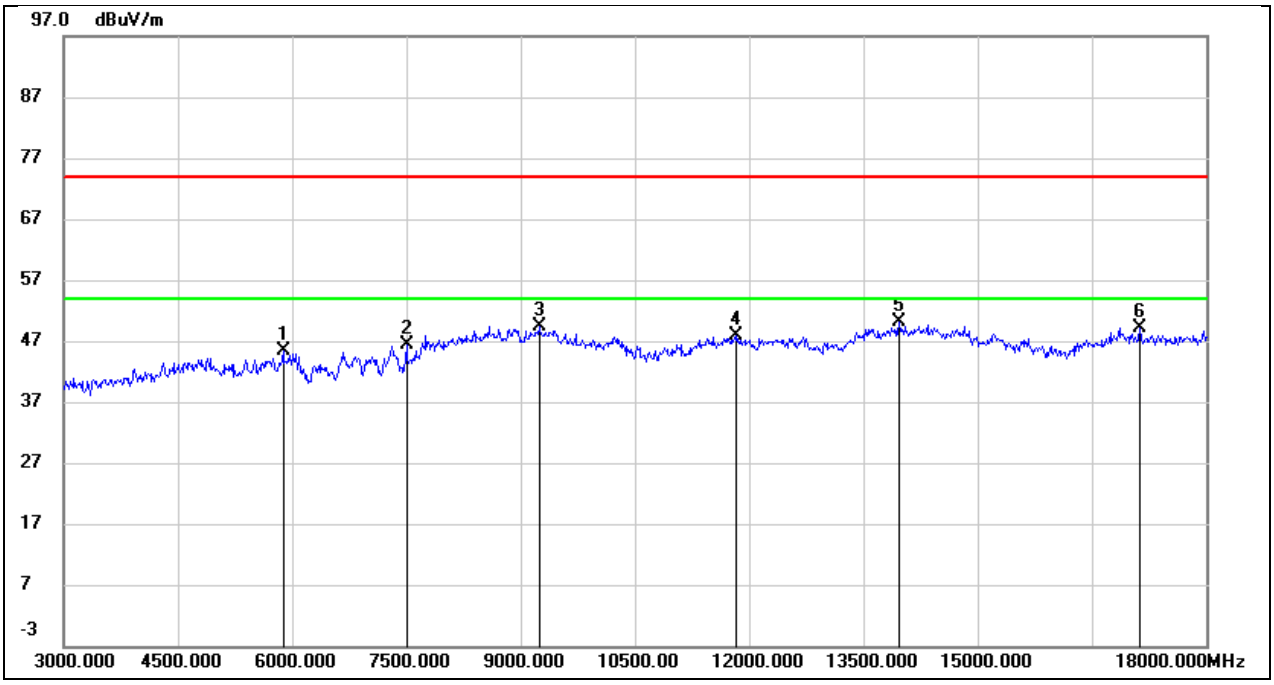


| No. | Frequency (MHz) | Reading (dBuV) | Correct (dB/m) | Result (dBuV/m) | Limit (dBuV/m) | Margin (dB) | Remark |
|---|---|---|---|---|---|---|---|
| 1 | 5880.000 | 41.37 | 3.95 | 45.32 | 74.00 | -28.68 | peak |
| 2 | 7500.000 | 38.40 | 7.89 | 46.29 | 74.00 | -27.71 | peak |
| 3 | 9240.000 | 37.93 | 11.46 | 49.39 | 74.00 | -24.61 | peak |
| 4 | 11835.000 | 30.67 | 17.31 | 47.98 | 74.00 | -26.02 | peak |
| 5 | 13965.000 | 27.98 | 22.04 | 50.02 | 74.00 | -23.98 | peak |
| 6 | 17130.000 | 23.89 | 25.27 | 49.16 | 74.00 | -24.84 | peak |


*This report shall not be reproduced except in full, without the written approval of UL Verification Services (Guangzhou) Co., Ltd, Song Shan Lake Branch.*

| | | | |
|---|---|---|---|
| Test Mode: | GFSK | Frequency(MHz): | 2441 |
| Polarity: | Horizontal | Test Voltage: | DC 3.3V |

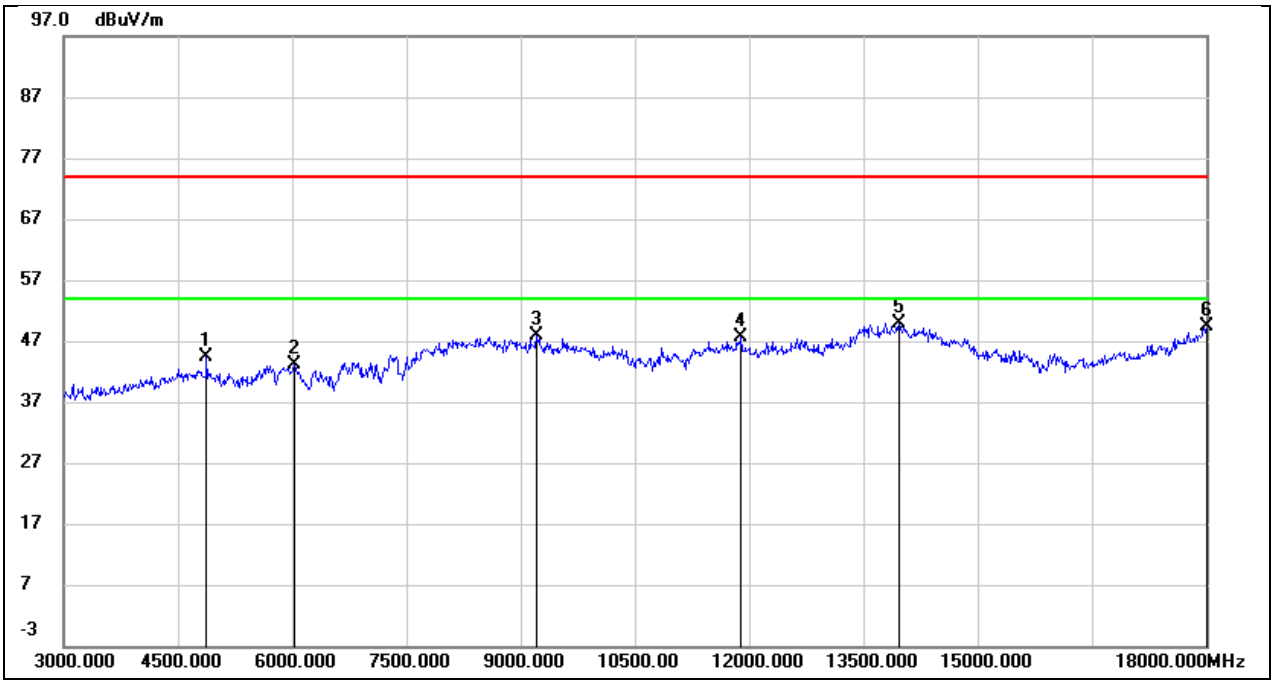


| No. | Frequency (MHz) | Reading (dBuV) | Correct (dB/m) | Result (dBuV/m) | Limit (dBuV/m) | Margin (dB) | Remark |
|---|---|---|---|---|---|---|---|
| 1 | 4875.000 | 43.77 | 0.65 | 44.42 | 74.00 | -29.58 | peak |
| 2 | 6030.000 | 39.92 | 3.26 | 43.18 | 74.00 | -30.82 | peak |
| 3 | 9210.000 | 36.74 | 11.13 | 47.87 | 74.00 | -26.13 | peak |
| 4 | 11895.000 | 29.11 | 18.61 | 47.72 | 74.00 | -26.28 | peak |
| 5 | 13965.000 | 26.33 | 23.65 | 49.98 | 74.00 | -24.02 | peak |
| 6 | 18000.000 | 19.76 | 29.64 | 49.40 | 74.00 | -24.60 | peak |


*This report shall not be reproduced except in full, without the written approval of UL Verification Services (Guangzhou) Co., Ltd, Song Shan Lake Branch.*

| Test Mode: | GFSK | Frequency(MHz): | 2441 |
|---|---|---|---|
| Polarity: | Vertical | Test Voltage: | DC 3.3V |

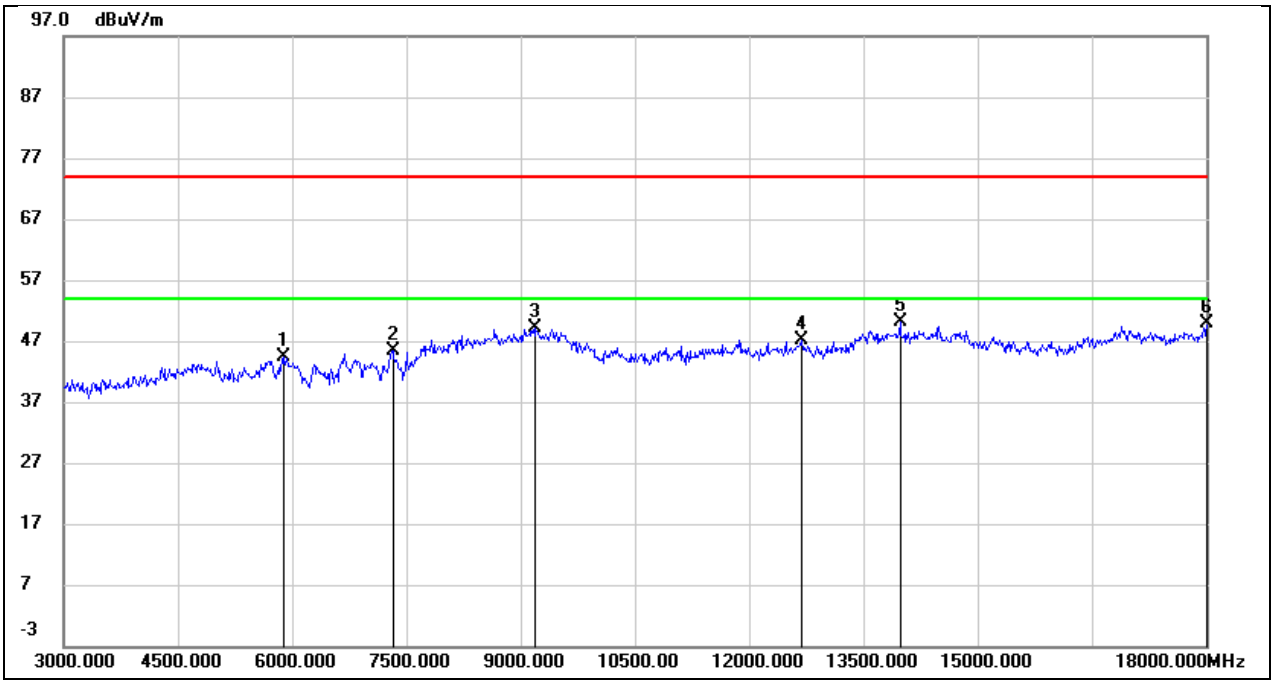


| No. | Frequency (MHz) | Reading (dBuV) | Correct (dB/m) | Result (dBuV/m) | Limit (dBuV/m) | Margin (dB) | Remark |
|---|---|---|---|---|---|---|---|
| 1 | 5880.000 | 40.42 | 3.95 | 44.37 | 74.00 | -29.63 | peak |
| 2 | 7320.000 | 37.72 | 7.69 | 45.41 | 74.00 | -28.59 | peak |
| 3 | 9195.000 | 37.90 | 11.31 | 49.21 | 74.00 | -24.79 | peak |
| 4 | 12690.000 | 29.01 | 18.19 | 47.20 | 74.00 | -26.80 | peak |
| 5 | 13980.000 | 27.99 | 22.11 | 50.10 | 74.00 | -23.90 | peak |
| 6 | 18000.000 | 22.34 | 27.44 | 49.78 | 74.00 | -24.22 | peak |


*This report shall not be reproduced except in full, without the written approval of UL Verification Services (Guangzhou) Co., Ltd, Song Shan Lake Branch.*

| Test Mode: | GFSK | Frequency(MHz): | 2480 |
|---|---|---|---|
| Polarity: | Horizontal | Test Voltage: | DC 3.3V |

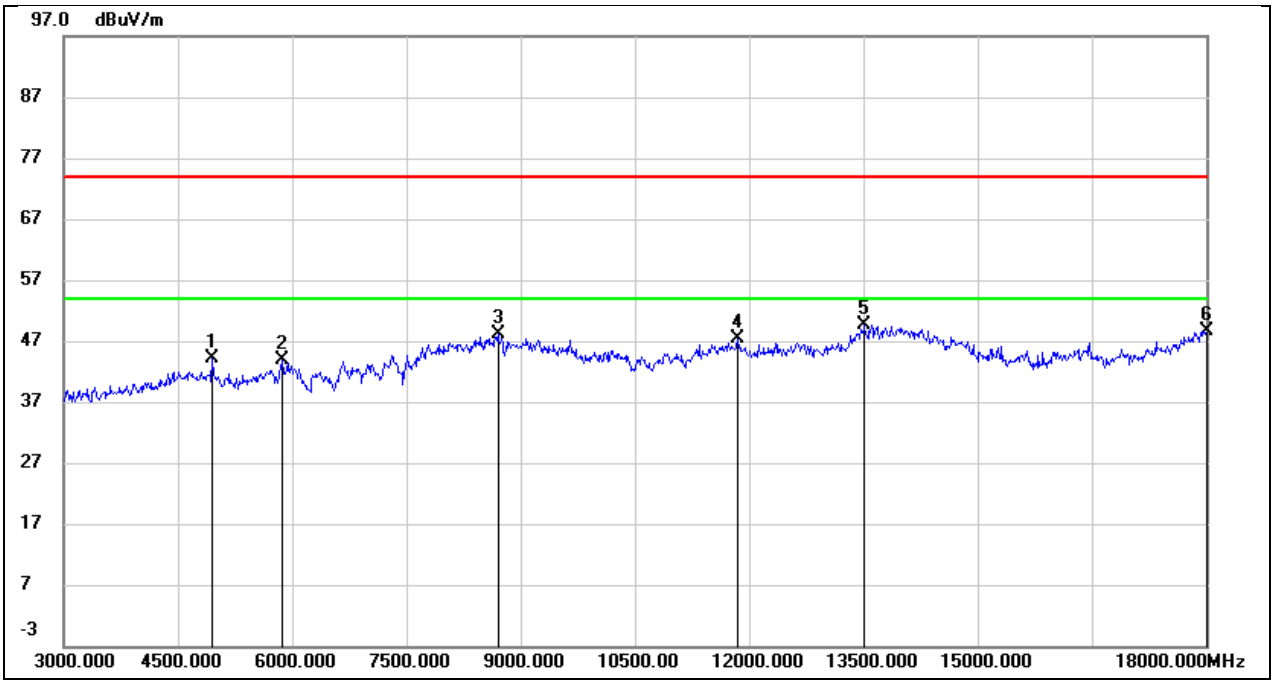


| No. | Frequency (MHz) | Reading (dBuV) | Correct (dB/m) | Result (dBuV/m) | Limit (dBuV/m) | Margin (dB) | Remark |
|---|---|---|---|---|---|---|---|
| 1 | 4950.000 | 43.29 | 0.83 | 44.12 | 74.00 | -29.88 | peak |
| 2 | 5865.000 | 41.00 | 2.86 | 43.86 | 74.00 | -30.14 | peak |
| 3 | 8700.000 | 38.70 | 9.43 | 48.13 | 74.00 | -25.87 | peak |
| 4 | 11850.000 | 28.82 | 18.55 | 47.37 | 74.00 | -26.63 | peak |
| 5 | 13515.000 | 27.26 | 22.47 | 49.73 | 74.00 | -24.27 | peak |
| 6 | 18000.000 | 18.95 | 29.64 | 48.59 | 74.00 | -25.41 | peak |


*This report shall not be reproduced except in full, without the written approval of UL Verification Services (Guangzhou) Co., Ltd, Song Shan Lake Branch.*

| Test Mode: | GFSK | Frequency(MHz): | 2480 |
|---|---|---|---|
| Polarity: | Vertical | Test Voltage: | DC 3.3V |

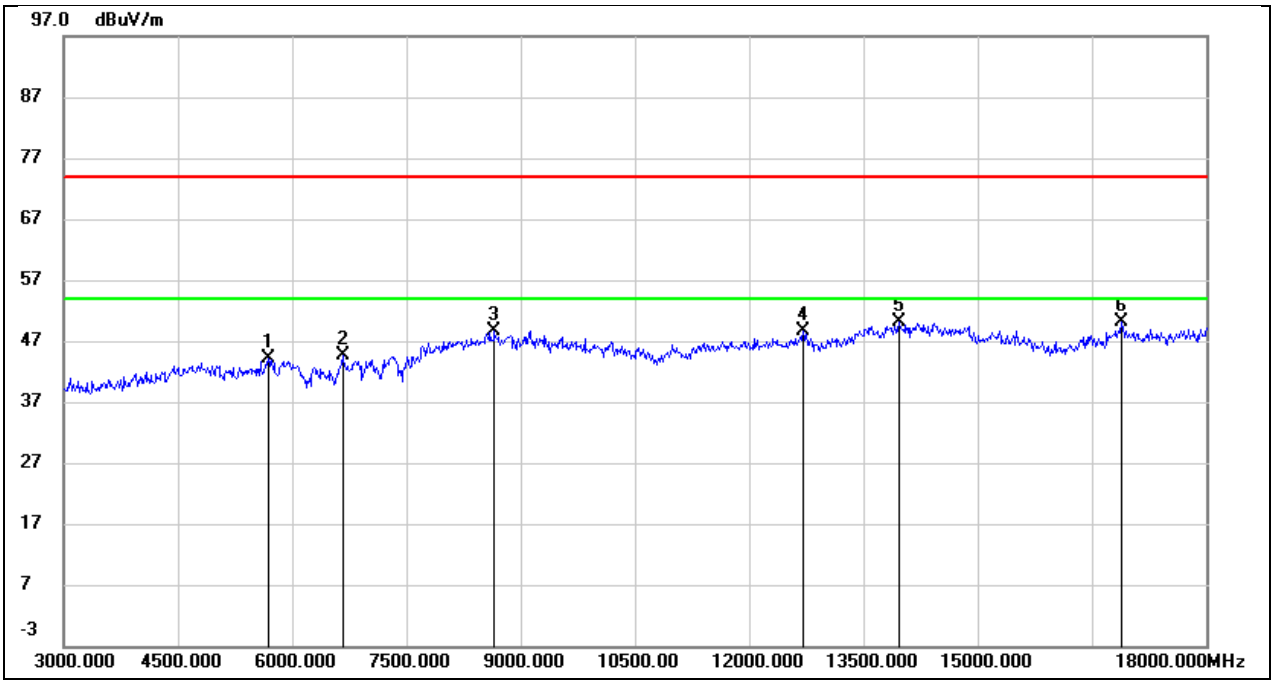


| No. | Frequency (MHz) | Reading (dBuV) | Correct (dB/m) | Result (dBuV/m) | Limit (dBuV/m) | Margin (dB) | Remark |
|---|---|---|---|---|---|---|---|
| 1 | 5685.000 | 40.60 | 3.63 | 44.23 | 74.00 | -29.77 | peak |
| 2 | 6660.000 | 38.48 | 6.14 | 44.62 | 74.00 | -29.38 | peak |
| 3 | 8655.000 | 38.77 | 9.91 | 48.68 | 74.00 | -25.32 | peak |
| 4 | 12705.000 | 30.30 | 18.22 | 48.52 | 74.00 | -25.48 | peak |
| 5 | 13965.000 | 28.15 | 22.04 | 50.19 | 74.00 | -23.81 | peak |
| 6 | 16890.000 | 25.03 | 25.05 | 50.08 | 74.00 | -23.92 | peak |


*This report shall not be reproduced except in full, without the written approval of UL Verification Services (Guangzhou) Co., Ltd, Song Shan Lake Branch.*

| Test Mode: | 8DPSK | Frequency(MHz): | 2402 |
|---|---|---|---|
| Polarity: | Horizontal | Test Voltage: | DC 3.3V |

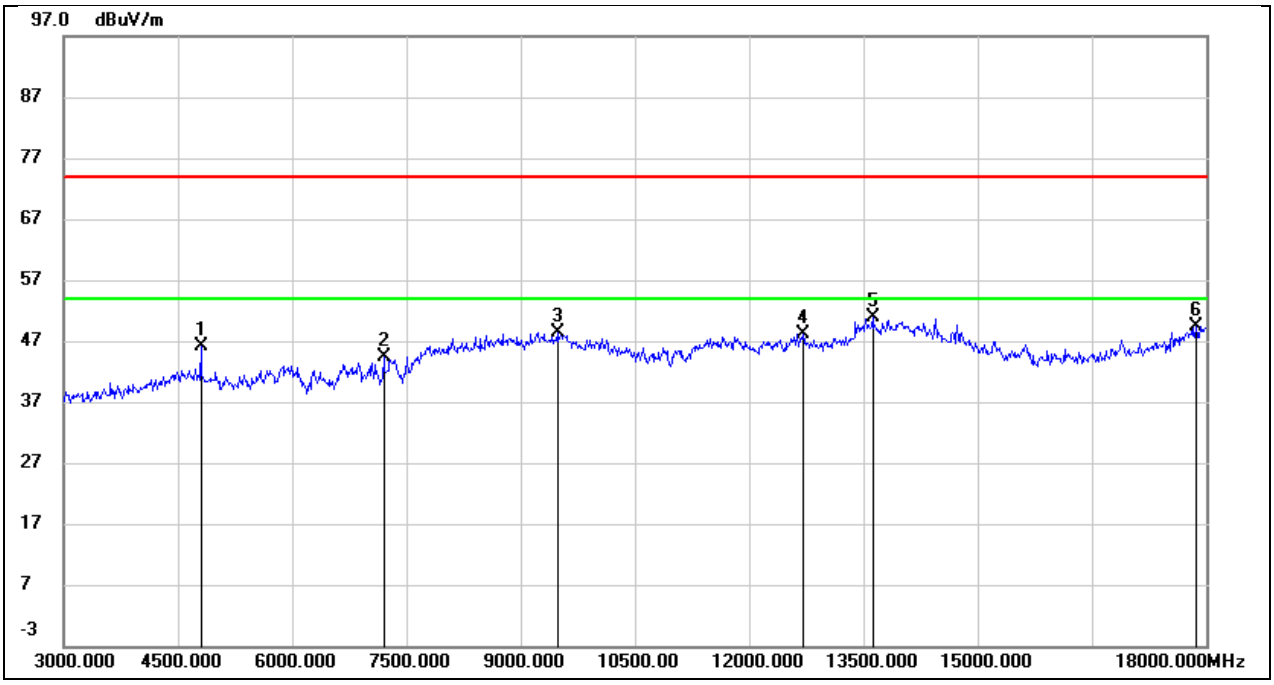


| No. | Frequency (MHz) | Reading (dBuV) | Correct (dB/m) | Result (dBuV/m) | Limit (dBuV/m) | Margin (dB) | Remark |
|---|---|---|---|---|---|---|---|
| 1 | 4800.000 | 45.64 | 0.47 | 46.11 | 74.00 | -27.89 | peak |
| 2 | 7200.000 | 37.57 | 6.89 | 44.46 | 74.00 | -29.54 | peak |
| 3 | 9480.000 | 36.06 | 12.32 | 48.38 | 74.00 | -25.62 | peak |
| 4 | 12705.000 | 28.84 | 19.25 | 48.09 | 74.00 | -25.91 | peak |
| 5 | 13620.000 | 28.15 | 22.65 | 50.80 | 74.00 | -23.20 | peak |
| 6 | 17865.000 | 21.20 | 28.26 | 49.46 | 74.00 | -24.54 | peak |


*This report shall not be reproduced except in full, without the written approval of UL Verification Services (Guangzhou) Co., Ltd, Song Shan Lake Branch.*

| Test Mode: | 8DPSK | Frequency(MHz): | 2402 |
|---|---|---|---|
| Polarity: | Vertical | Test Voltage: | DC 3.3V |

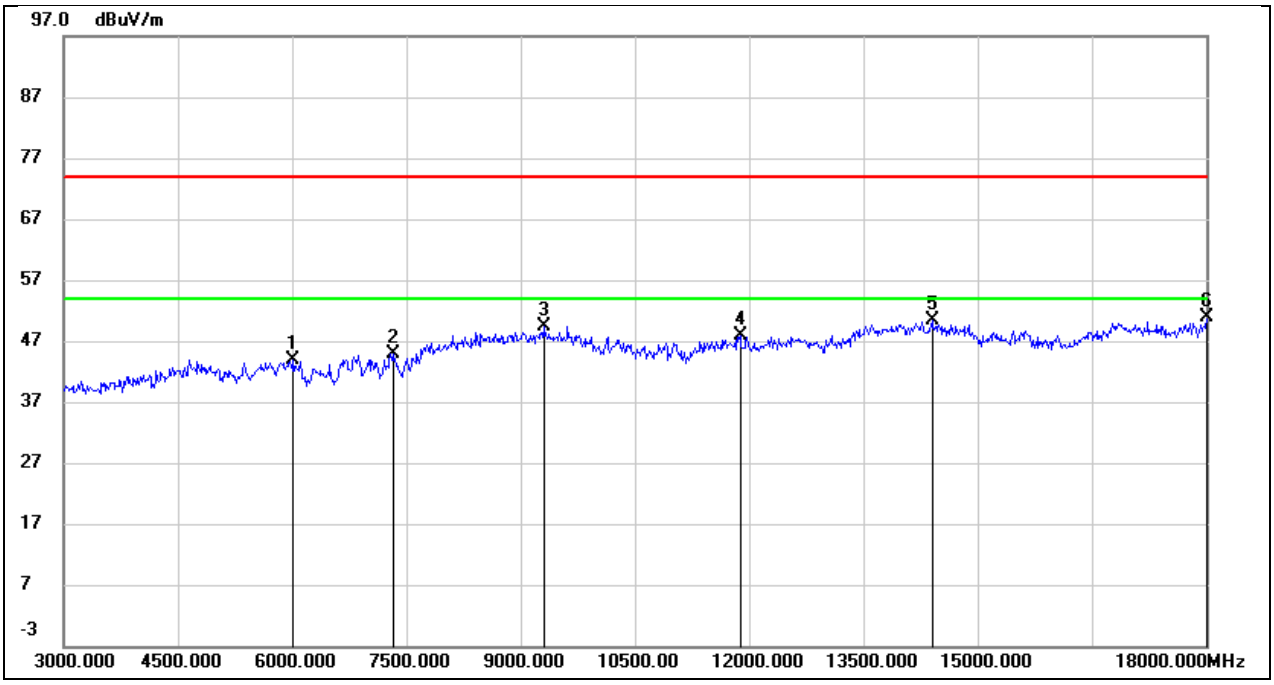


| No. | Frequency (MHz) | Reading (dBuV) | Correct (dB/m) | Result (dBuV/m) | Limit (dBuV/m) | Margin (dB) | Remark |
|---|---|---|---|---|---|---|---|
| 1 | 6015.000 | 39.57 | 4.19 | 43.76 | 74.00 | -30.24 | peak |
| 2 | 7320.000 | 37.15 | 7.69 | 44.84 | 74.00 | -29.16 | peak |
| 3 | 9300.000 | 37.75 | 11.68 | 49.43 | 74.00 | -24.57 | peak |
| 4 | 11880.000 | 30.53 | 17.39 | 47.92 | 74.00 | -26.08 | peak |
| 5 | 14400.000 | 28.66 | 21.73 | 50.39 | 74.00 | -23.61 | peak |
| 6 | 18000.000 | 23.46 | 27.44 | 50.90 | 74.00 | -23.10 | peak |


*This report shall not be reproduced except in full, without the written approval of UL Verification Services (Guangzhou) Co., Ltd, Song Shan Lake Branch.*

| Test Mode: | 8DPSK | Frequency(MHz): | 2441 |
|---|---|---|---|
| Polarity: | Horizontal | Test Voltage: | DC 3.3V |

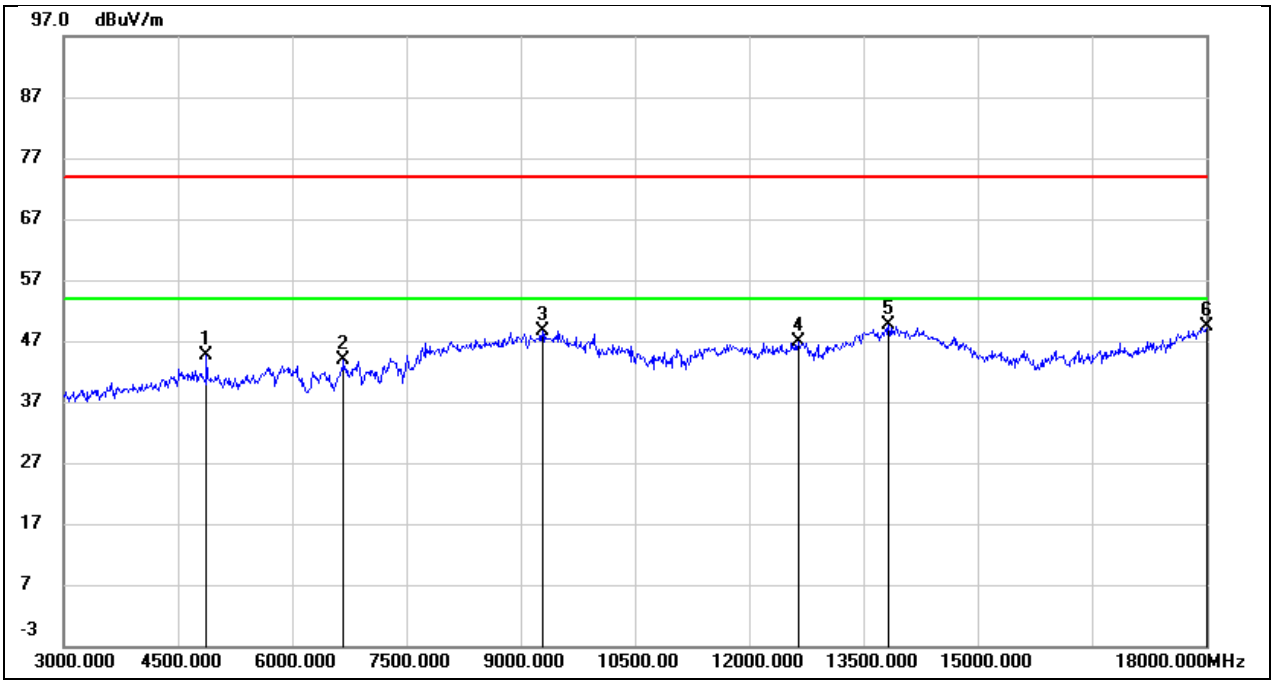


| No. | Frequency (MHz) | Reading (dBuV) | Correct (dB/m) | Result (dBuV/m) | Limit (dBuV/m) | Margin (dB) | Remark |
|---|---|---|---|---|---|---|---|
| 1 | 4875.000 | 43.93 | 0.65 | 44.58 | 74.00 | -29.42 | peak |
| 2 | 6675.000 | 38.52 | 5.37 | 43.89 | 74.00 | -30.11 | peak |
| 3 | 9285.000 | 37.28 | 11.45 | 48.73 | 74.00 | -25.27 | peak |
| 4 | 12645.000 | 27.90 | 19.09 | 46.99 | 74.00 | -27.01 | peak |
| 5 | 13830.000 | 26.49 | 23.06 | 49.55 | 74.00 | -24.45 | peak |
| 6 | 18000.000 | 19.65 | 29.64 | 49.29 | 74.00 | -24.71 | peak |


*This report shall not be reproduced except in full, without the written approval of UL Verification Services (Guangzhou) Co., Ltd, Song Shan Lake Branch.*

| | | | |
|---|---|---|---|
| Test Mode: | 8DPSK | Frequency(MHz): | 2441 |
| Polarity: | Vertical | Test Voltage: | DC 3.3V |

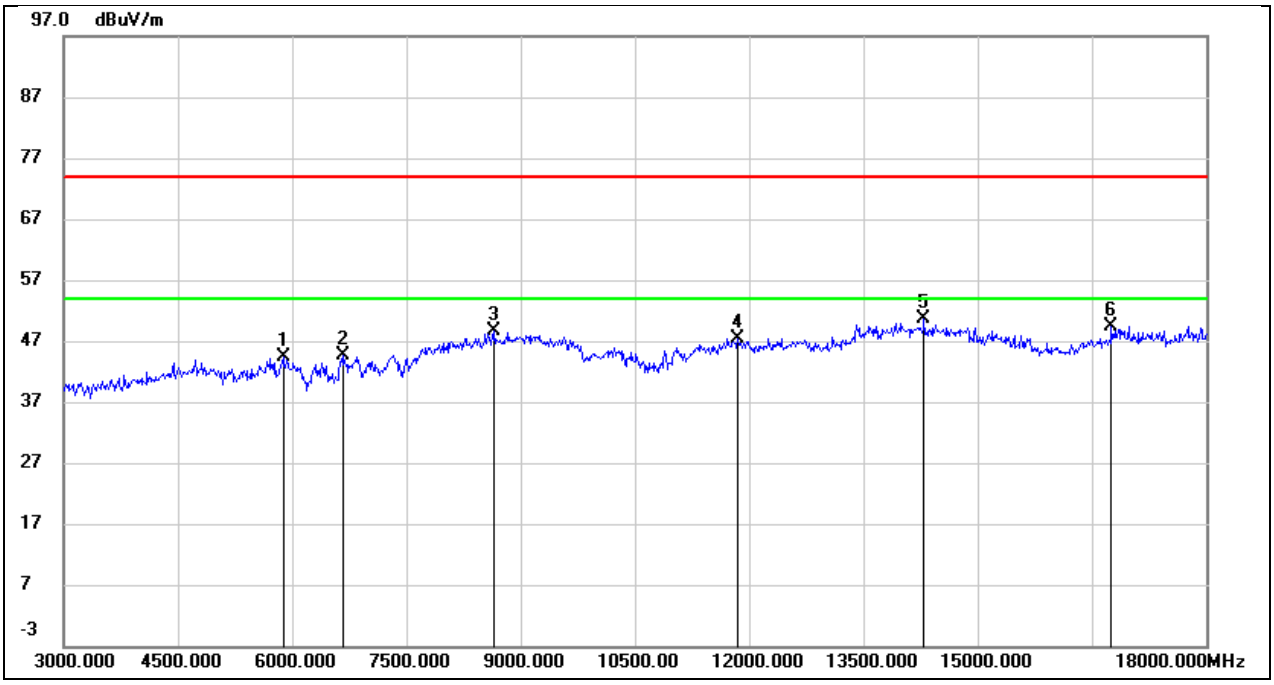


| No. | Frequency (MHz) | Reading (dBuV) | Correct (dB/m) | Result (dBuV/m) | Limit (dBuV/m) | Margin (dB) | Remark |
|---|---|---|---|---|---|---|---|
| 1 | 5880.000 | 40.46 | 3.95 | 44.41 | 74.00 | -29.59 | peak |
| 2 | 6660.000 | 38.43 | 6.14 | 44.57 | 74.00 | -29.43 | peak |
| 3 | 8655.000 | 38.69 | 9.91 | 48.60 | 74.00 | -25.40 | peak |
| 4 | 11850.000 | 30.15 | 17.33 | 47.48 | 74.00 | -26.52 | peak |
| 5 | 14295.000 | 28.52 | 22.01 | 50.53 | 74.00 | -23.47 | peak |
| 6 | 16755.000 | 24.68 | 24.80 | 49.48 | 74.00 | -24.52 | peak |


*This report shall not be reproduced except in full, without the written approval of UL Verification Services (Guangzhou) Co., Ltd, Song Shan Lake Branch.*

| Test Mode: | 8DPSK | Frequency(MHz): | 2480 |
|---|---|---|---|
| Polarity: | Horizontal | Test Voltage: | DC 3.3V |

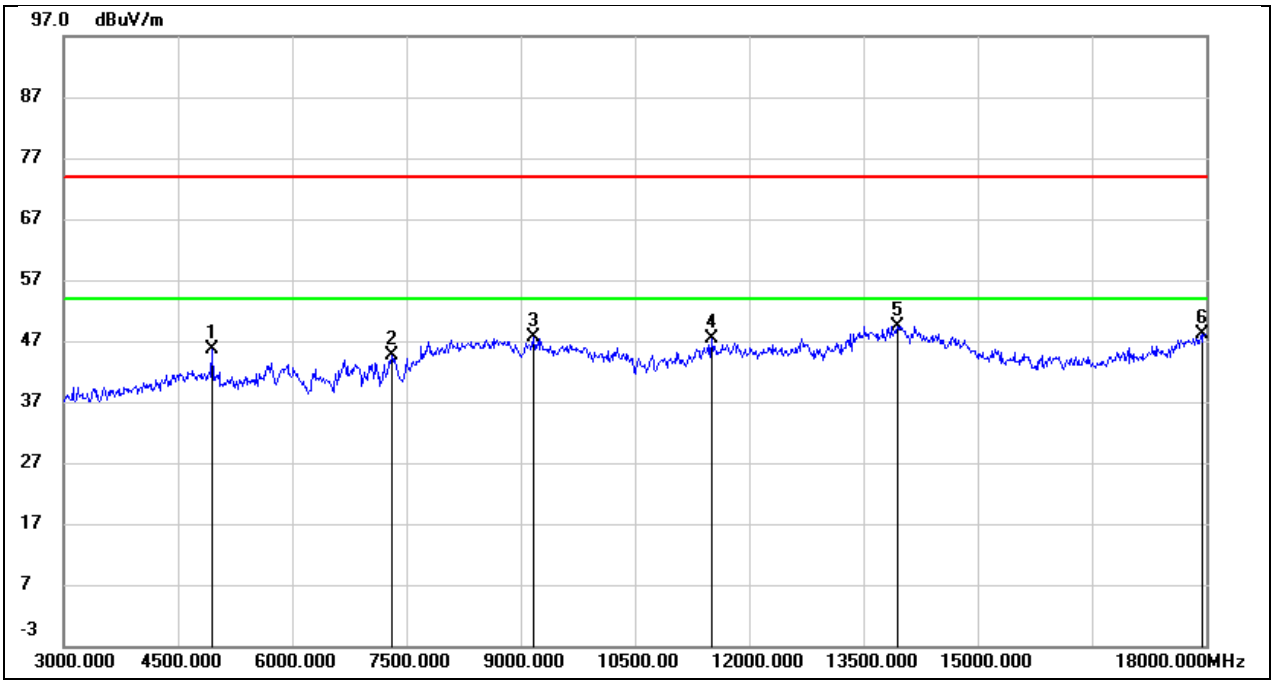


| No. | Frequency (MHz) | Reading (dBuV) | Correct (dB/m) | Result (dBuV/m) | Limit (dBuV/m) | Margin (dB) | Remark |
|---|---|---|---|---|---|---|---|
| 1 | 4950.000 | 44.72 | 0.83 | 45.55 | 74.00 | -28.45 | peak |
| 2 | 7305.000 | 37.58 | 7.03 | 44.61 | 74.00 | -29.39 | peak |
| 3 | 9165.000 | 36.81 | 10.92 | 47.73 | 74.00 | -26.27 | peak |
| 4 | 11505.000 | 29.45 | 17.99 | 47.44 | 74.00 | -26.56 | peak |
| 5 | 13950.000 | 25.92 | 23.58 | 49.50 | 74.00 | -24.50 | peak |
| 6 | 17955.000 | 18.95 | 29.18 | 48.13 | 74.00 | -25.87 | peak |


*This report shall not be reproduced except in full, without the written approval of UL Verification Services (Guangzhou) Co., Ltd, Song Shan Lake Branch.*

| | | | |
|---|---|---|---|
| Test Mode: | 8DPSK | Frequency(MHz): | 2480 |
| Polarity: | Vertical | Test Voltage: | DC 3.3V |

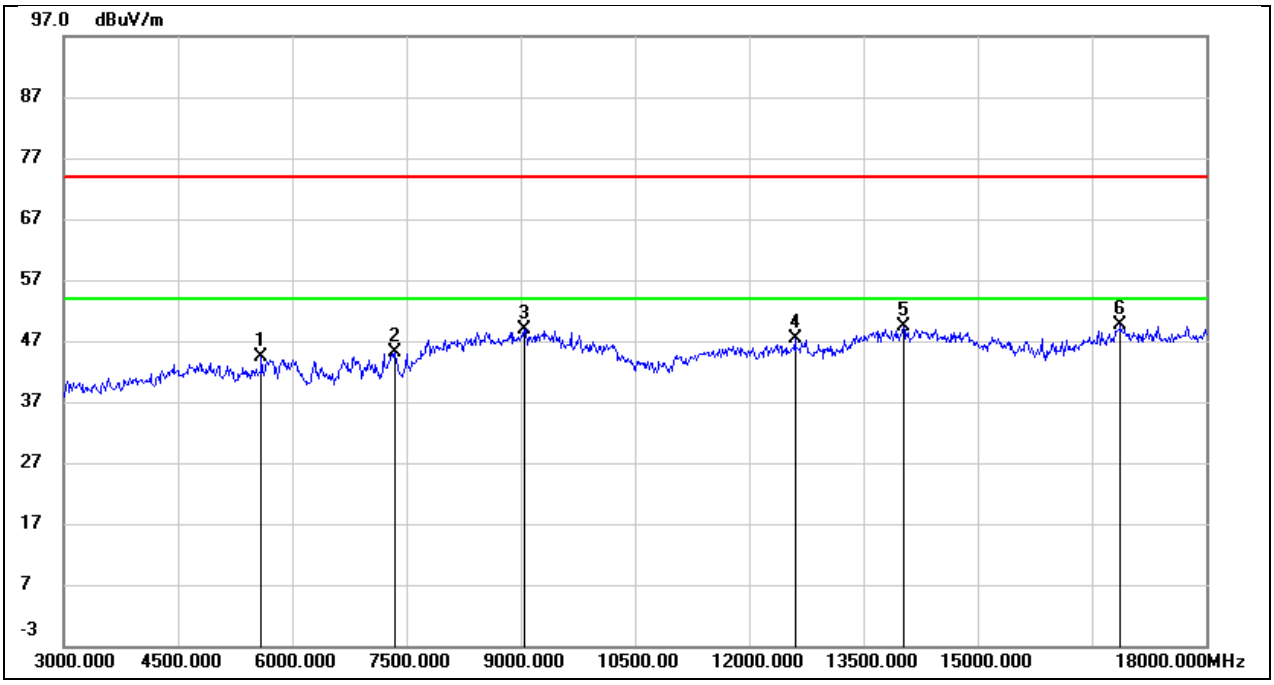


| No. | Frequency (MHz) | Reading (dBuV) | Correct (dB/m) | Result (dBuV/m) | Limit (dBuV/m) | Margin (dB) | Remark |
|---|---|---|---|---|---|---|---|
| 1 | 5595.000 | 40.80 | 3.46 | 44.26 | 74.00 | -29.74 | peak |
| 2 | 7350.000 | 37.52 | 7.71 | 45.23 | 74.00 | -28.77 | peak |
| 3 | 9045.000 | 38.14 | 10.75 | 48.89 | 74.00 | -25.11 | peak |
| 4 | 12600.000 | 29.27 | 18.01 | 47.28 | 74.00 | -26.72 | peak |
| 5 | 14025.000 | 27.26 | 22.20 | 49.46 | 74.00 | -24.54 | peak |
| 6 | 16875.000 | 24.64 | 25.02 | 49.66 | 74.00 | -24.34 | peak |


*This report shall not be reproduced except in full, without the written approval of UL Verification Services (Guangzhou) Co., Ltd, Song Shan Lake Branch.*

## 8.4. SPURIOUS EMISSIONS(9 KHZ~30 MHZ)

| Test Mode: | GFSK | Frequency(MHz): | 2402 |
|---|---|---|---|
| Polarity: | Horizontal | Test Voltage: | DC 3.3V |

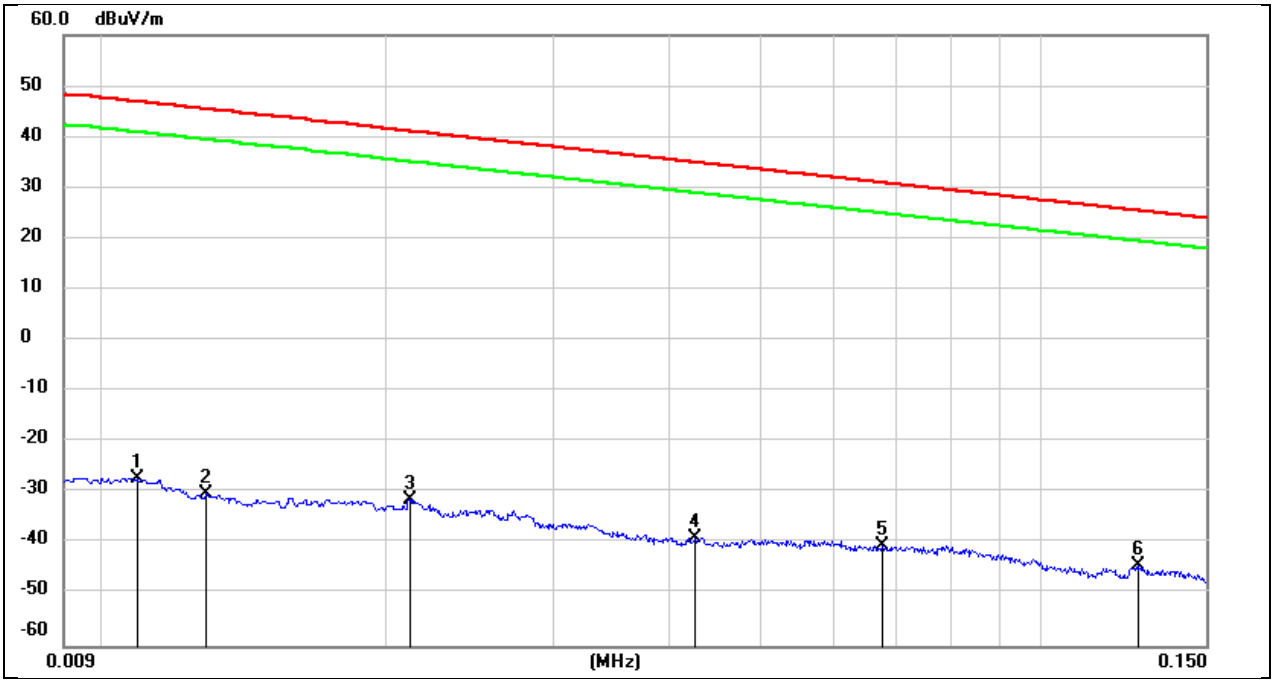


| No. | Frequency | Reading | Correct | FCC Result | FCC Limit | ISED Result | ISED Limit | Margin | Remark |
|---|---|---|---|---|---|---|---|---|---|
| | (MHz) | (dBuV) | (dB/m) | (dBuV/m) | (dBuV/m) | (dBuA/m) | (dBuA/m) | (dB) | |
| 1 | 0.0108 | 74.28 | -101.39 | -27.11 | 46.93 | -78.61 | -4.57 | -74.04 | peak |
| 2 | 0.0128 | 71.37 | -101.38 | -30.01 | 45.46 | -81.51 | -6.04 | -75.47 | peak |
| 3 | 0.0211 | 70.08 | -101.35 | -31.27 | 41.12 | -82.77 | -10.38 | -72.39 | peak |
| 4 | 0.0427 | 62.64 | -101.45 | -38.81 | 34.99 | -90.31 | -16.51 | -73.80 | peak |
| 5 | 0.0675 | 61.14 | -101.56 | -40.42 | 31.02 | -91.92 | -20.48 | -71.44 | peak |
| 6 | 0.1272 | 57.35 | -101.71 | -44.36 | 25.52 | -95.86 | -25.98 | -69.88 | peak |


*This report shall not be reproduced except in full, without the written approval of UL Verification Services (Guangzhou) Co., Ltd, Song Shan Lake Branch.*

| Test Mode: | GFSK | Frequency(MHz): | 2402 |
|---|---|---|---|
| Polarity: | Horizontal | Test Voltage: | DC 3.3V |

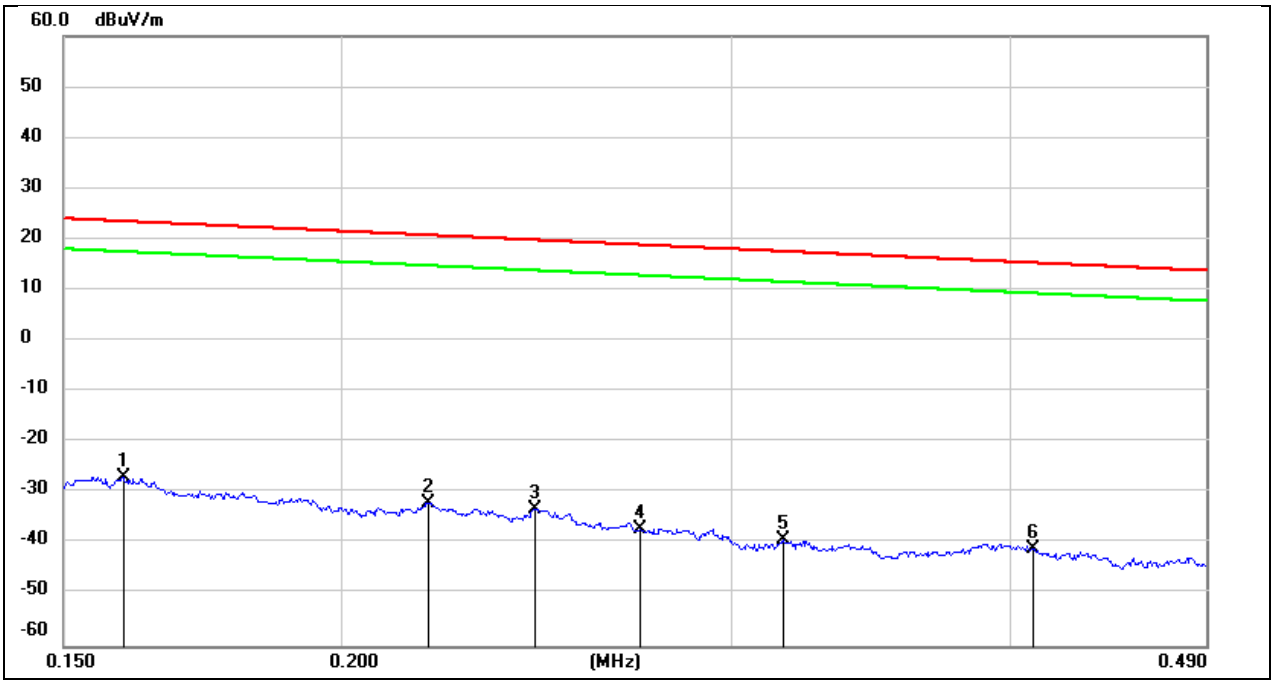


| No. | Frequency | Reading | Correct | FCC Result | FCC Limit | ISED Result | ISED Limit | Margin | Remark |
|---|---|---|---|---|---|---|---|---|---|
| | (MHz) | (dBuV) | (dB/m) | (dBuV/m) | (dBuV/m) | (dBuA/m) | (dBuA/m) | (dB) | |
| 1 | 0.1595 | 74.86 | -101.65 | -26.79 | 23.55 | -78.29 | -27.95 | -50.34 | peak |
| 2 | 0.2190 | 69.77 | -101.75 | -31.98 | 20.79 | -83.48 | -30.71 | -52.77 | peak |
| 3 | 0.2446 | 68.58 | -101.79 | -33.21 | 19.83 | -84.71 | -31.67 | -53.04 | peak |
| 4 | 0.2726 | 64.90 | -101.83 | -36.93 | 18.89 | -88.43 | -32.61 | -55.82 | peak |
| 5 | 0.3163 | 62.70 | -101.87 | -39.17 | 17.60 | -90.67 | -33.90 | -56.77 | peak |
| 6 | 0.4097 | 61.02 | -101.97 | -40.95 | 15.35 | -92.45 | -36.15 | -56.30 | peak |


*This report shall not be reproduced except in full, without the written approval of UL Verification Services (Guangzhou) Co., Ltd, Song Shan Lake Branch.*

| Test Mode: | GFSK | Frequency(MHz): | 2402 |
|---|---|---|---|
| Polarity: | Horizontal | Test Voltage: | DC 3.3V |

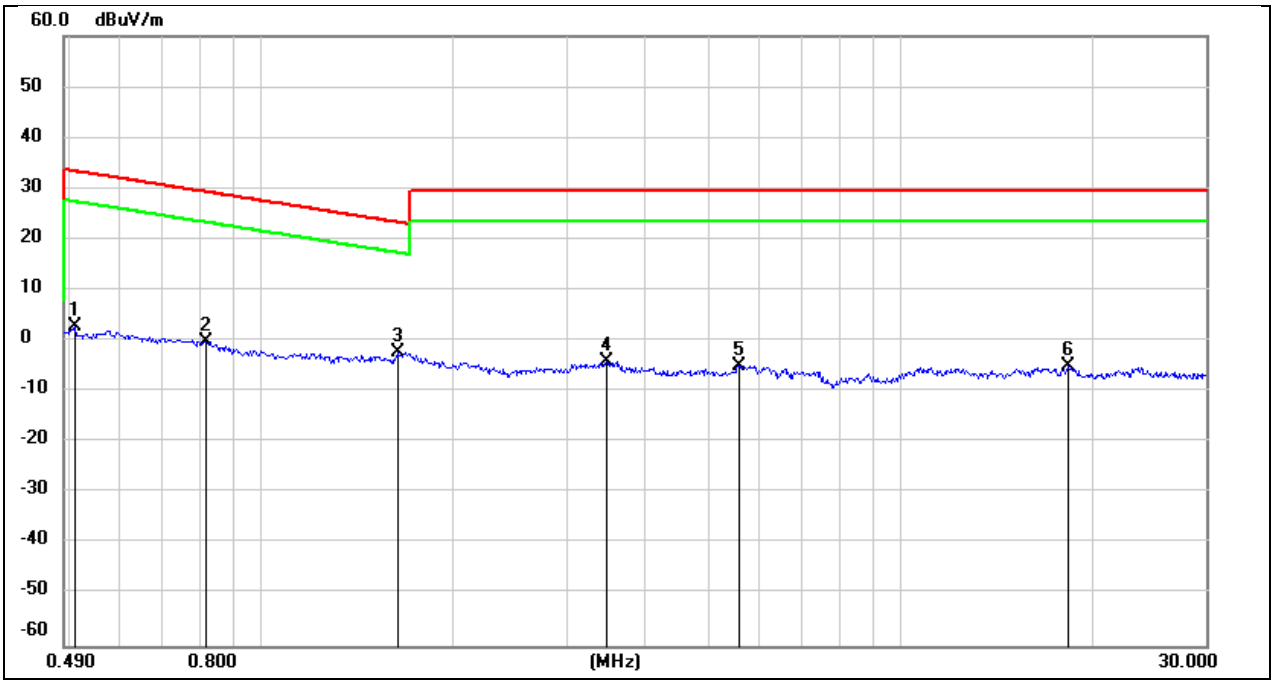


| No. | Frequency | Reading | Correct | FCC Result | FCC Limit | ISED Result | ISED Limit | Margin | Remark |
|---|---|---|---|---|---|---|---|---|---|
| | (MHz) | (dBuV) | (dB/m) | (dBuV/m) | (dBuV/m) | (dBuA/m) | (dBuA/m) | (dB) | |
| 1 | 0.5106 | 64.80 | -62.07 | 2.73 | 33.44 | -48.77 | -18.06 | -30.71 | peak |
| 2 | 0.8195 | 62.16 | -62.16 | 0.00 | 29.33 | -51.50 | -22.17 | -29.33 | peak |
| 3 | 1.6290 | 59.64 | -61.98 | -2.34 | 23.36 | -53.84 | -28.14 | -25.70 | peak |
| 4 | 3.4704 | 57.35 | -61.46 | -4.11 | 29.54 | -55.61 | -21.96 | -33.65 | peak |
| 5 | 5.5952 | 56.55 | -61.41 | -4.86 | 29.54 | -56.36 | -21.96 | -34.40 | peak |
| 6 | 18.2545 | 55.93 | -60.90 | -4.97 | 29.54 | -56.47 | -21.96 | -34.51 | peak |


*This report shall not be reproduced except in full, without the written approval of UL Verification Services (Guangzhou) Co., Ltd, Song Shan Lake Branch.*

## 8.5. SPURIOUS EMISSIONS(18 GHZ~26 GHZ)

| | | | |
|---|---|---|---|
| Test Mode: | GFSK | Frequency(MHz): | 2402 |
| Polarity: | Horizontal | Test Voltage: | DC 3.3V |

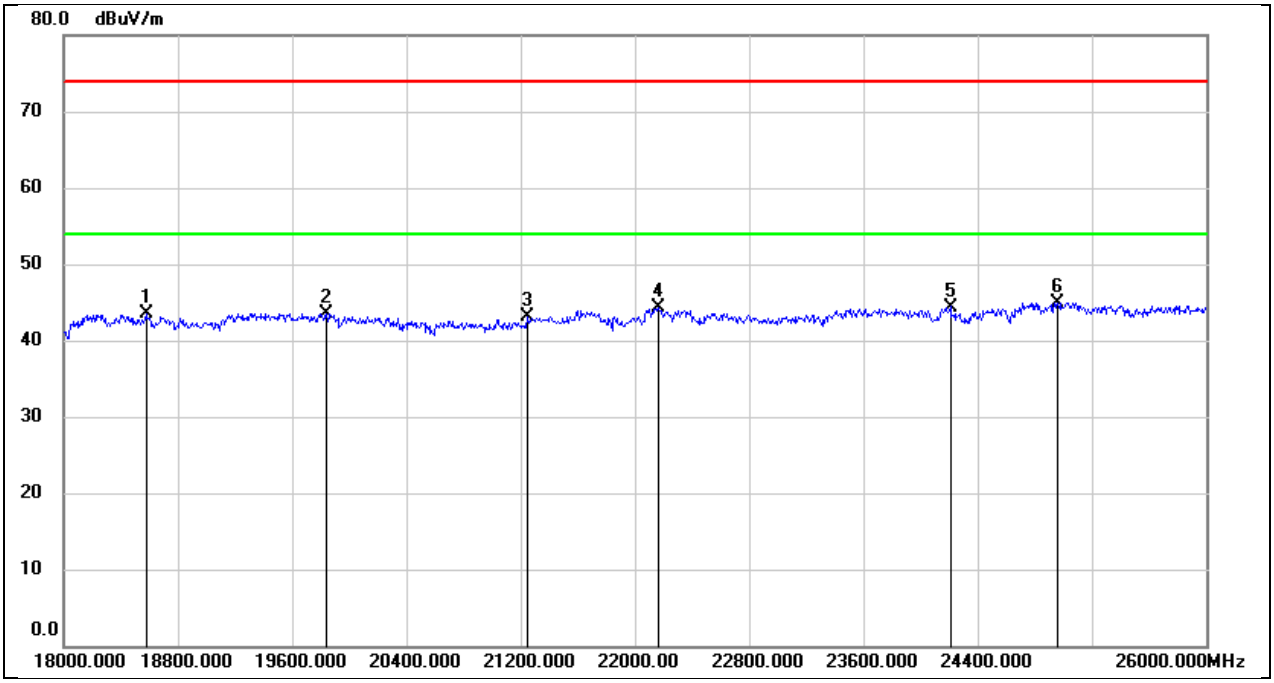


| No. | Frequency (MHz) | Reading (dBuV) | Correct (dB/m) | Result (dBuV/m) | Limit (dBuV/m) | Margin (dB) | Remark |
|---|---|---|---|---|---|---|---|
| 1 | 18576.000 | 48.72 | -5.30 | 43.42 | 74.00 | -30.58 | peak |
| 2 | 19840.000 | 48.82 | -5.32 | 43.50 | 74.00 | -30.50 | peak |
| 3 | 21248.000 | 47.79 | -4.77 | 43.02 | 74.00 | -30.98 | peak |
| 4 | 22160.000 | 48.58 | -4.31 | 44.27 | 74.00 | -29.73 | peak |
| 5 | 24208.000 | 47.21 | -2.81 | 44.40 | 74.00 | -29.60 | peak |
| 6 | 24960.000 | 47.14 | -2.14 | 45.00 | 74.00 | -29.00 | peak |


*This report shall not be reproduced except in full, without the written approval of UL Verification Services (Guangzhou) Co., Ltd, Song Shan Lake Branch.*

| Test Mode: | GFSK | Frequency(MHz): | 2402 |
|---|---|---|---|
| Polarity: | Vertical | Test Voltage: | DC 3.3V |

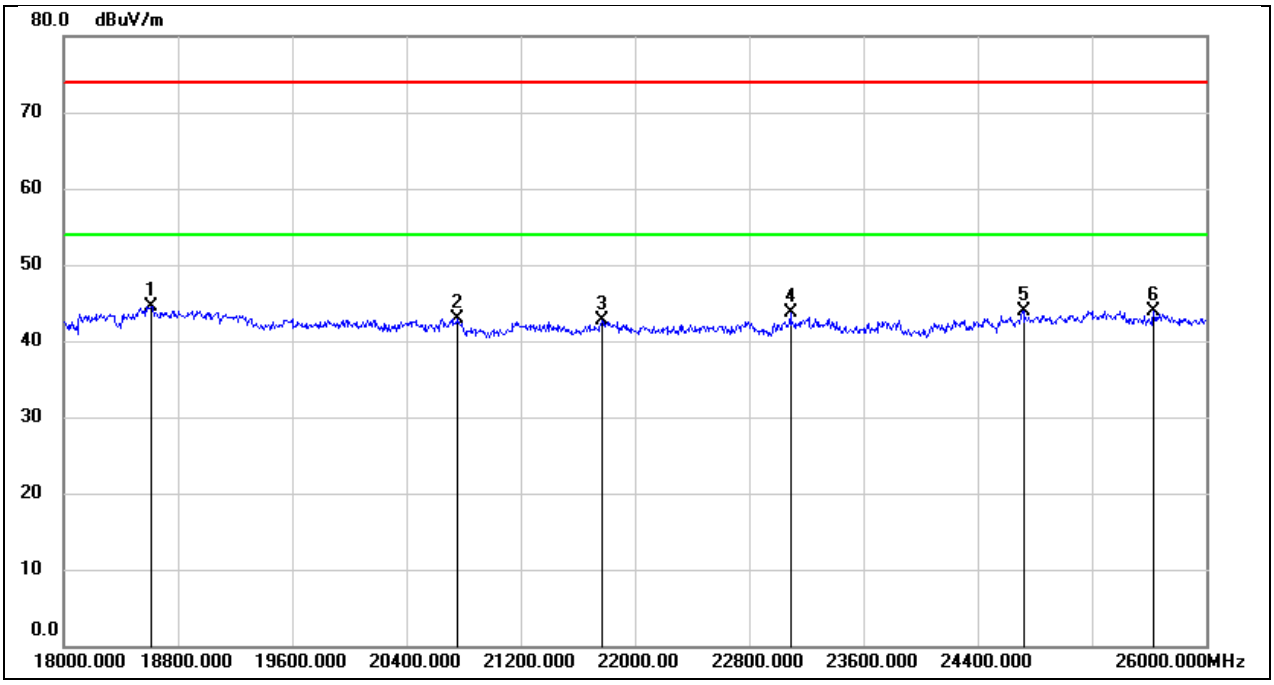


| No. | Frequency (MHz) | Reading (dBuV) | Correct (dB/m) | Result (dBuV/m) | Limit (dBuV/m) | Margin (dB) | Remark |
|---|---|---|---|---|---|---|---|
| 1 | 18616.000 | 49.89 | -5.34 | 44.55 | 74.00 | -29.45 | peak |
| 2 | 20752.000 | 48.07 | -5.11 | 42.96 | 74.00 | -31.04 | peak |
| 3 | 21768.000 | 46.96 | -4.34 | 42.62 | 74.00 | -31.38 | peak |
| 4 | 23088.000 | 47.02 | -3.41 | 43.61 | 74.00 | -30.39 | peak |
| 5 | 24720.000 | 46.22 | -2.33 | 43.89 | 74.00 | -30.11 | peak |
| 6 | 25632.000 | 45.06 | -1.16 | 43.90 | 74.00 | -30.10 | peak |


*This report shall not be reproduced except in full, without the written approval of UL Verification Services (Guangzhou) Co., Ltd, Song Shan Lake Branch.*

## 8.6. SPURIOUS EMISSIONS(30 MHZ~1 GHZ)

| | | | |
|---|---|---|---|
| Test Mode: | GFSK | Frequency(MHz): | 2402 |
| Polarity: | Horizontal | Test Voltage: | DC 3.3V |

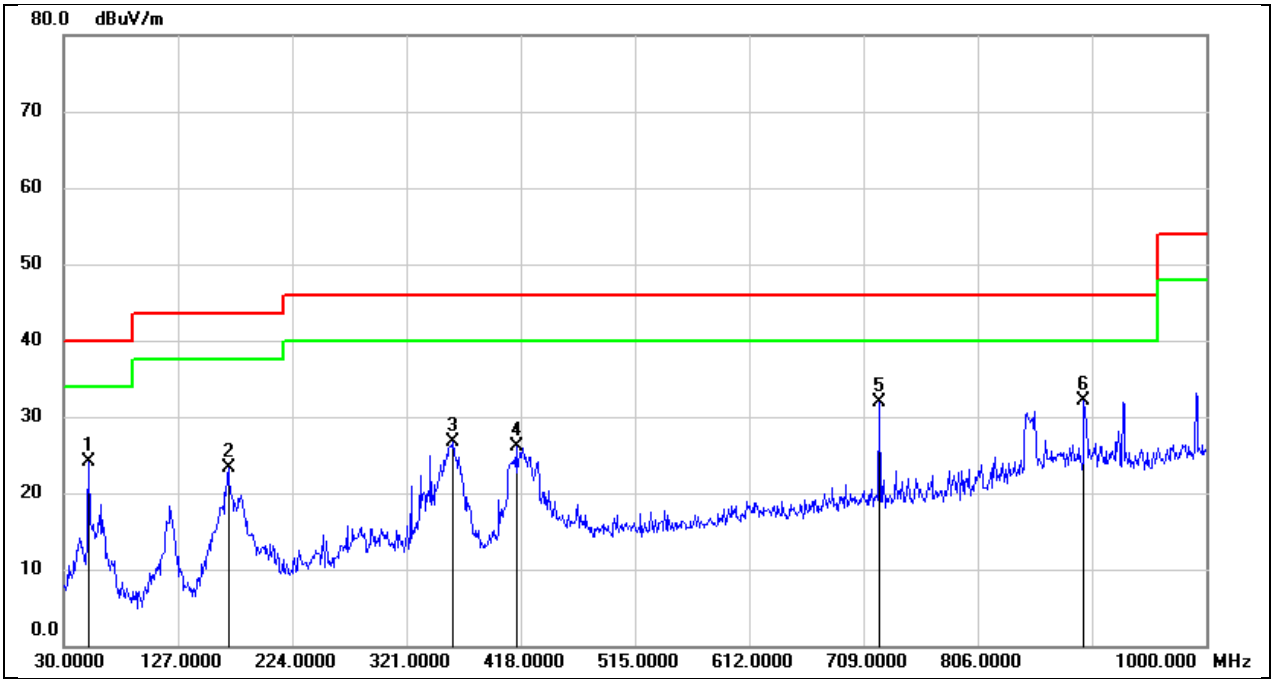


| No. | Frequency (MHz) | Reading (dBuV) | Correct (dB/m) | Result (dBuV/m) | Limit (dBuV/m) | Margin (dB) | Remark |
|---|---|---|---|---|---|---|---|
| 1 | 51.3400 | 39.22 | -15.07 | 24.15 | 40.00 | -15.85 | QP |
| 2 | 169.6799 | 35.33 | -12.12 | 23.21 | 43.50 | -20.29 | QP |
| 3 | 360.7700 | 36.29 | -9.51 | 26.78 | 46.00 | -19.22 | QP |
| 4 | 414.1200 | 35.38 | -9.23 | 26.15 | 46.00 | -19.85 | QP |
| 5 | 722.5800 | 35.90 | -3.93 | 31.97 | 46.00 | -14.03 | QP |
| 6 | 896.2100 | 32.65 | -0.50 | 32.15 | 46.00 | -13.85 | QP |


*This report shall not be reproduced except in full, without the written approval of UL Verification Services (Guangzhou) Co., Ltd, Song Shan Lake Branch.*

| Test Mode: | GFSK | Frequency(MHz): | 2402 |
|---|---|---|---|
| Polarity: | Vertical | Test Voltage: | DC 3.3V |

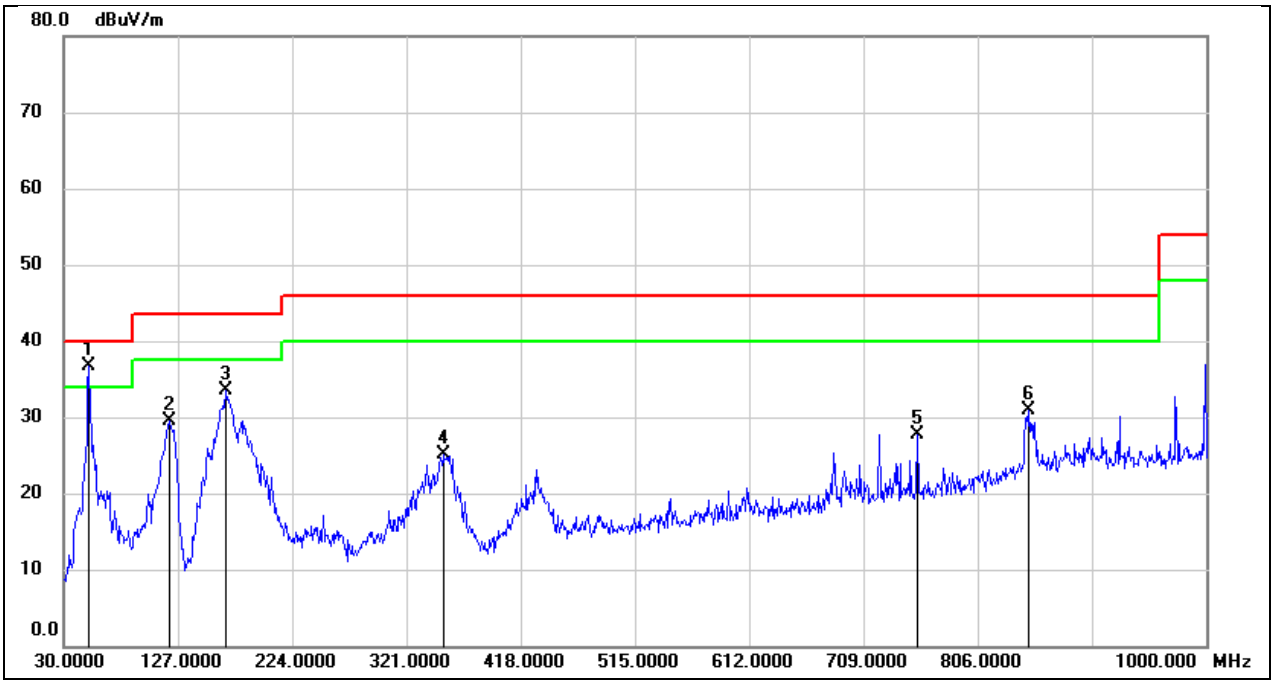


| No. | Frequency (MHz) | Reading (dBuV) | Correct (dB/m) | Result (dBuV/m) | Limit (dBuV/m) | Margin (dB) | Remark |
|---|---|---|---|---|---|---|---|
| 1 | 51.3400 | 51.81 | -15.07 | 36.74 | 40.00 | -3.26 | QP |
| 2 | 120.2100 | 44.23 | -14.70 | 29.53 | 43.50 | -13.97 | QP |
| 3 | 167.7400 | 45.66 | -12.25 | 33.41 | 43.50 | -10.09 | QP |
| 4 | 352.0400 | 34.54 | -9.53 | 25.01 | 46.00 | -20.99 | QP |
| 5 | 754.5900 | 31.16 | -3.39 | 27.77 | 46.00 | -18.23 | QP |
| 6 | 849.6500 | 32.21 | -1.31 | 30.90 | 46.00 | -15.10 | QP |


*This report shall not be reproduced except in full, without the written approval of UL Verification Services (Guangzhou) Co., Ltd, Song Shan Lake Branch.*

# 9. ANTENNA REQUIREMENT

**REQUIREMENT**

Please refer to FCC part 15.203
An intentional radiator shall be designed to ensure that no antenna other than that furnished by the responsible party shall be used with the device. The use of a permanently attached antenna or of an antenna that uses a unique coupling to the intentional radiator shall be considered sufficient to comply with the provisions of this section. The manufacturer may design the unit so that a broken antenna can be replaced by the user, but the use of a standard antenna jack or electrical connector is prohibited.

Please refer to FCC part 15.247(b)(4)
The conducted output power limit specified in paragraph (b) of this section is based on the use of antennas with directional gains that do not exceed 6 dBi. Except as shown in paragraph (c) of this section, if transmitting antennas of directional gain greater than 6 dBi are used, the conducted output power from the intentional radiator shall be reduced below the stated values in paragraphs (b)(1), (b)(2), and (b)(3) of this section, as appropriate, by the amount in dB that the directional gain of the antenna exceeds 6 dBi.

**DESCRIPTION**

Pass


*This report shall not be reproduced except in full, without the written approval of UL Verification Services (Guangzhou) Co., Ltd, Song Shan Lake Branch.*

# 10. AC POWER LINE CONDUCTED EMISSION

**LIMITS**

Please refer to CFR 47 FCC §15.207 (a) and ISED RSS-Gen Clause 8.8

| FREQUENCY (MHz) | Quasi-peak | Average |
|---|---|---|
| 0.15 -0.5 | 66 - 56 * | 56 - 46 * |
| 0.50 -5.0 | 56.00 | 46.00 |
| 5.0 -30.0 | 60.00 | 50.00 |

**TEST PROCEDURE**

Refer to ANSI C63.10-2013 clause 6.2.

The EUT is put on a table of non-conducting material that is 80 cm high. The vertical conducting wall of shielding is located 40 cm to the rear of the EUT. The power line of the EUT is connected to the AC mains through a Artificial Mains Network (A.M.N.). A EMI Measurement Receiver (R&S Test Receiver ESR3) is used to test the emissions from both sides of AC line. According to the requirements in Section 6.2 of ANSI C63.10-2013.Conducted emissions from the EUT measured in the frequency range between 0.15 MHz and 30 MHz using CISPR Quasi-Peak and average detector mode. The bandwidth of EMI test receiver is set at 9 kHz.

The arrangement of the equipment is installed to meet the standards and operating in a manner, which tends to maximize its emission characteristics in a normal application.

**TEST SETUP**

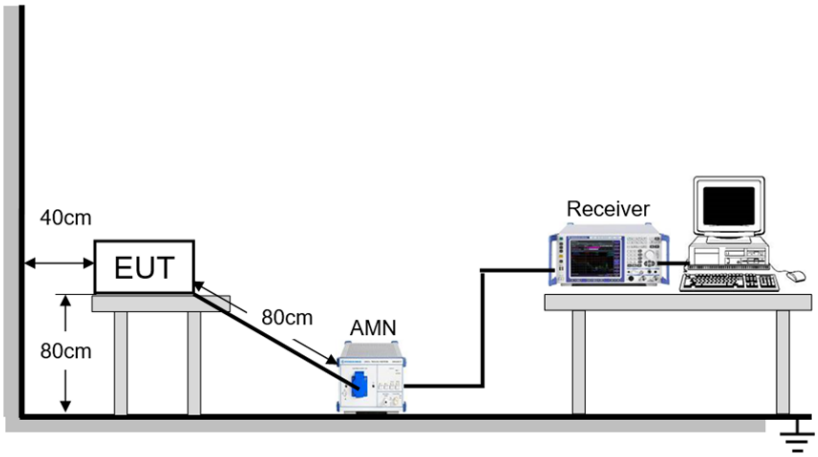


**TEST ENVIRONMENT**

| | | | |
|---|---|---|---|
| Temperature | 22.4℃ | Relative Humidity | 75.0% |
| Atmosphere Pressure | 101kPa | Test Voltage | AC 120V 60Hz |


*This report shall not be reproduced except in full, without the written approval of UL Verification Services (Guangzhou) Co., Ltd, Song Shan Lake Branch.*

**TEST DATE / ENGINEER**

| | | | |
|---|---|---|---|
| Test Date | March 28, 2025 | Test By | Johnson Liu |

**TEST RESULTS**

| | | | |
|---|---|---|---|
| Test Mode: | DH5 | Frequency(MHz): | 2402 |
| Line: | Line | | |

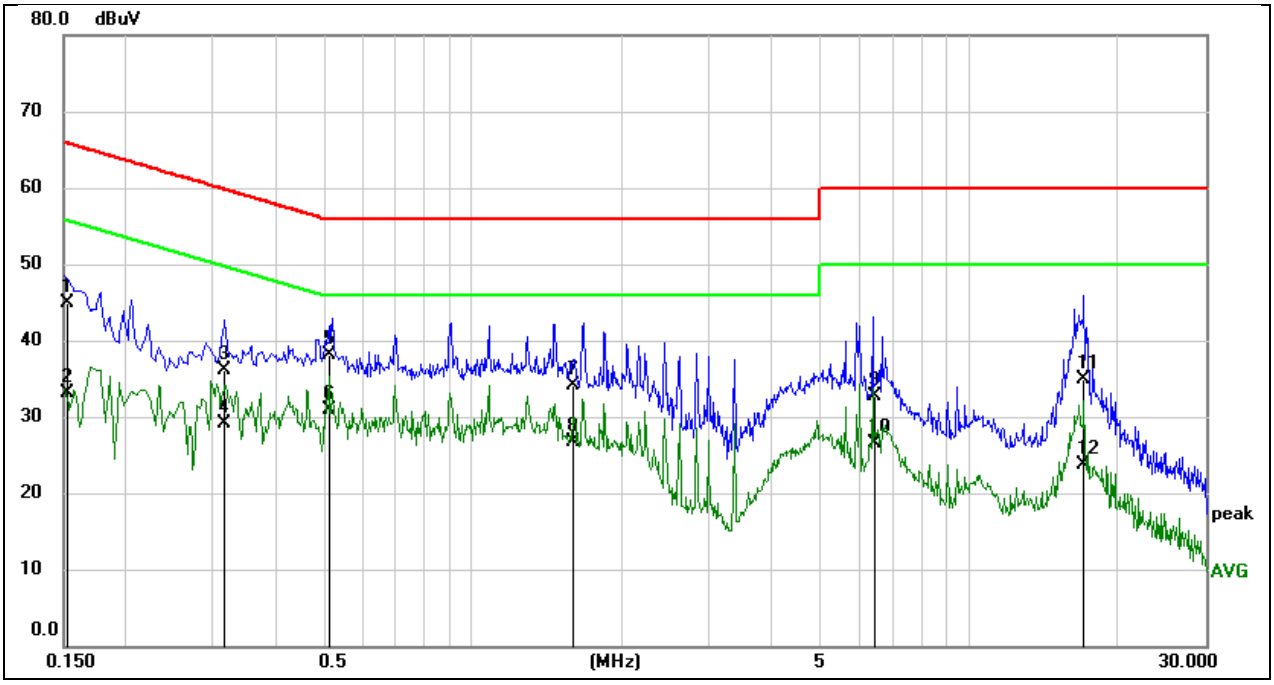


| No. | Frequency (MHz) | Reading (dBuV) | Correct (dB) | Result (dBuV) | Limit (dBuV) | Margin (dB) | Remark |
|---|---|---|---|---|---|---|---|
| 1 | 0.1528 | 35.22 | 9.73 | 44.95 | 65.85 | -20.90 | QP |
| 2 | 0.1528 | 23.29 | 9.73 | 33.02 | 55.85 | -22.83 | AVG |
| 3 | 0.3152 | 26.44 | 9.64 | 36.08 | 59.83 | -23.75 | QP |
| 4 | 0.3152 | 19.38 | 9.64 | 29.02 | 49.83 | -20.81 | AVG |
| 5 | 0.5138 | 28.51 | 9.64 | 38.15 | 56.00 | -17.85 | QP |
| 6 | 0.5138 | 21.32 | 9.64 | 30.96 | 46.00 | -15.04 | AVG |
| 7 | 1.5972 | 24.32 | 9.70 | 34.02 | 56.00 | -21.98 | QP |
| 8 | 1.5972 | 17.02 | 9.70 | 26.72 | 46.00 | -19.28 | AVG |
| 9 | 6.4625 | 22.99 | 9.73 | 32.72 | 60.00 | -27.28 | QP |
| 10 | 6.4625 | 16.74 | 9.73 | 26.47 | 50.00 | -23.53 | AVG |
| 11 | 17.0287 | 25.11 | 9.74 | 34.85 | 60.00 | -25.15 | QP |
| 12 | 17.0287 | 13.97 | 9.74 | 23.71 | 50.00 | -26.29 | AVG |

Note:
1. Result = Reading + Correct Factor.
2. If QP Result complies with AV limit, AV Result is deemed to comply with AV limit.
3. Test setup: RBW: 200 Hz (9 kHz ~ 150 kHz), 9 kHz (150 kHz ~ 30 MHz).
4. Step size: 80 Hz (0.009 MHz ~ 0.15 MHz), 4 kHz (0.15 MHz ~ 30 MHz), Scan time: auto.

Note: All the modes have been tested, only the worst data was recorded in the report


*This report shall not be reproduced except in full, without the written approval of UL Verification Services (Guangzhou) Co., Ltd, Song Shan Lake Branch.*

| Test Mode: | DH5 | Frequency(MHz): | 2402 |
|---|---|---|---|
| Line: | Neutral | | |

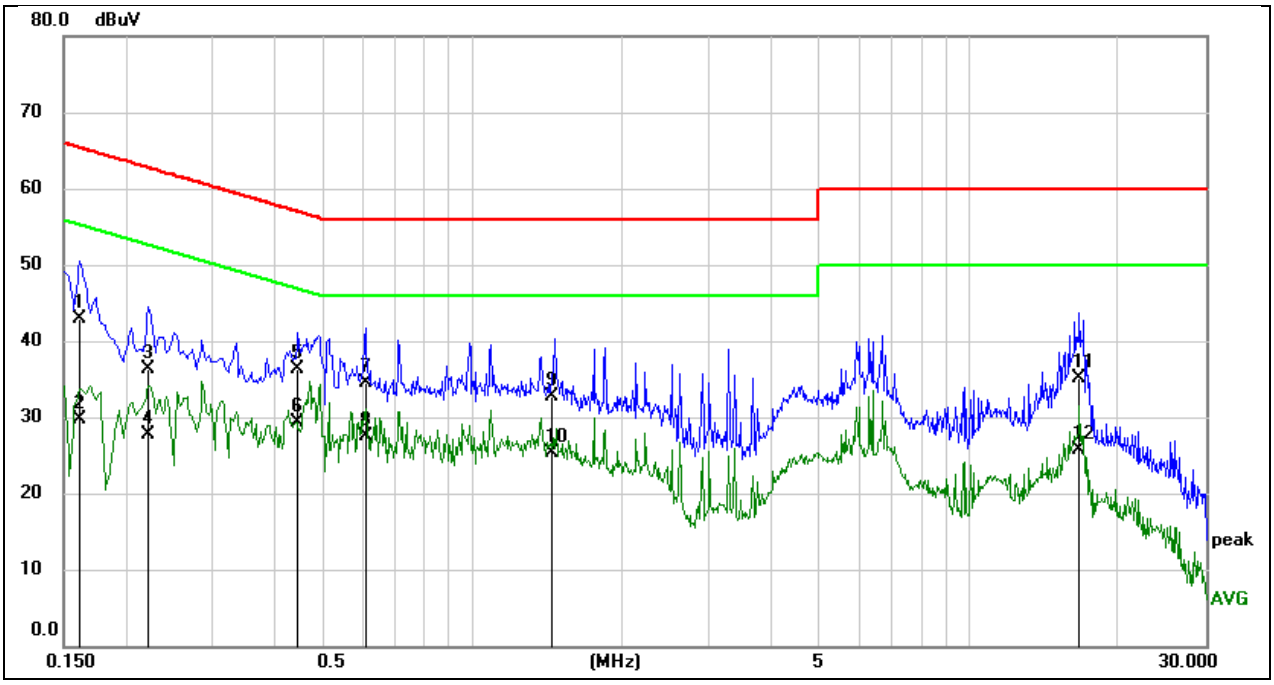


| No. | Frequency (MHz) | Reading (dBuV) | Correct (dB) | Result (dBuV) | Limit (dBuV) | Margin (dB) | Remark |
|---|---|---|---|---|---|---|---|
| 1 | 0.1621 | 33.20 | 9.72 | 42.92 | 65.36 | -22.44 | QP |
| 2 | 0.1621 | 20.03 | 9.72 | 29.75 | 55.36 | -25.61 | AVG |
| 3 | 0.2215 | 26.72 | 9.64 | 36.36 | 62.76 | -26.40 | QP |
| 4 | 0.2215 | 18.12 | 9.64 | 27.76 | 52.76 | -25.00 | AVG |
| 5 | 0.4461 | 26.63 | 9.64 | 36.27 | 56.95 | -20.68 | QP |
| 6 | 0.4461 | 19.64 | 9.64 | 29.28 | 46.95 | -17.67 | AVG |
| 7 | 0.6076 | 24.88 | 9.64 | 34.52 | 56.00 | -21.48 | QP |
| 8 | 0.6076 | 17.80 | 9.64 | 27.44 | 46.00 | -18.56 | AVG |
| 9 | 1.4404 | 23.05 | 9.68 | 32.73 | 56.00 | -23.27 | QP |
| 10 | 1.4404 | 15.62 | 9.68 | 25.30 | 46.00 | -20.70 | AVG |
| 11 | 16.7040 | 25.46 | 9.74 | 35.20 | 60.00 | -24.80 | QP |
| 12 | 16.7040 | 15.97 | 9.74 | 25.71 | 50.00 | -24.29 | AVG |

Note:
1. Result = Reading + Correct Factor.
2. If QP Result complies with AV limit, AV Result is deemed to comply with AV limit.
3. Test setup: RBW: 200 Hz (9 kHz ~ 150 kHz), 9 kHz (150 kHz ~ 30 MHz).
4. Step size: 80 Hz (0.009 MHz ~ 0.15 MHz), 4 kHz (0.15 MHz ~ 30 MHz), Scan time: auto.

Note: All the modes have been tested, only the worst data was recorded in the report.


*This report shall not be reproduced except in full, without the written approval of UL Verification Services (Guangzhou) Co., Ltd, Song Shan Lake Branch.*

# 11. TEST DATA

## 11.1. APPENDIX A: 20DB EMISSION BANDWIDTH

### 11.1.1. Test Result

| Test Mode | Antenna | Frequency[MHz] | 20db EBW[MHz] | FL[MHz] | FH[MHz] |
|---|---|---|---|---|---|
| DH5 | Ant1 | 2402 | 0.95 | 2401.54 | 2402.49 |
| | | 2441 | 0.95 | 2440.54 | 2441.49 |
| | | 2480 | 0.95 | 2479.54 | 2480.49 |
| 3DH5 | Ant1 | 2402 | 1.27 | 2401.36 | 2402.63 |
| | | 2441 | 1.27 | 2440.36 | 2441.63 |
| | | 2480 | 1.27 | 2479.36 | 2480.63 |


*This report shall not be reproduced except in full, without the written approval of UL Verification Services (Guangzhou) Co., Ltd, Song Shan Lake Branch.*

### 11.1.2. Test Graphs

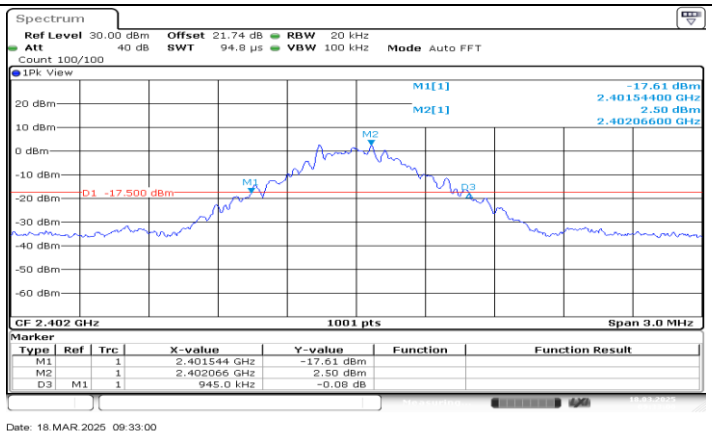


DH5_Ant1_2402

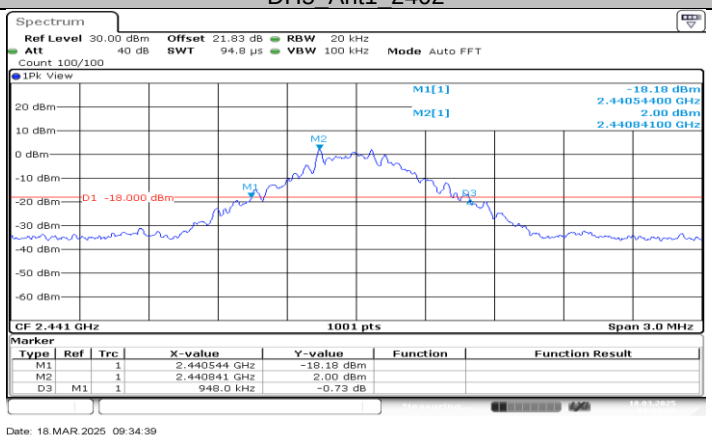


DH5_Ant1_2441

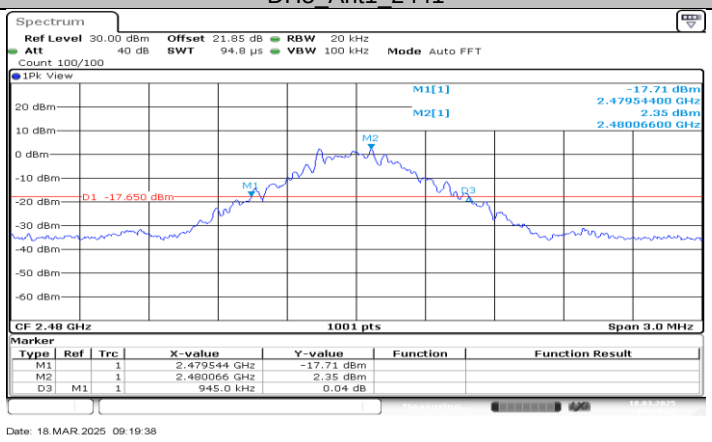


DH5_Ant1_2480


*This report shall not be reproduced except in full, without the written approval of UL Verification Services (Guangzhou) Co., Ltd, Song Shan Lake Branch.*

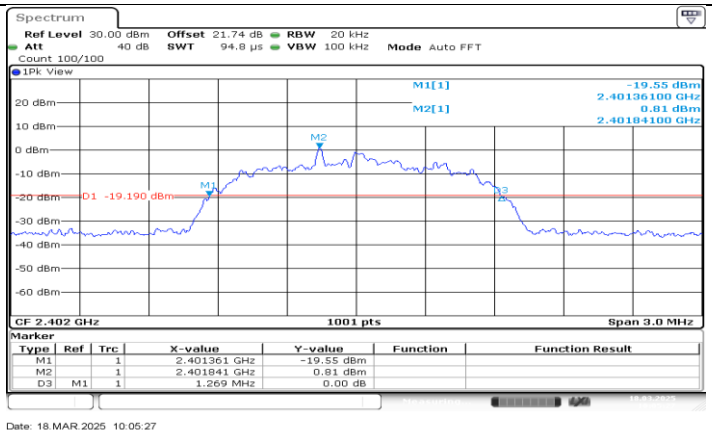


3DH5_Ant1_2402

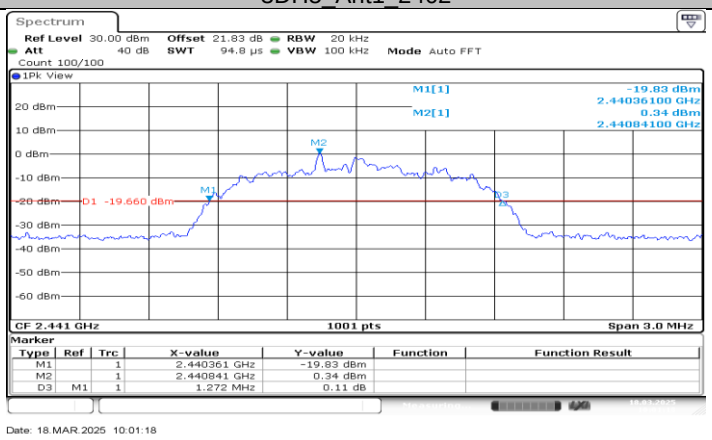


3DH5_Ant1_2441

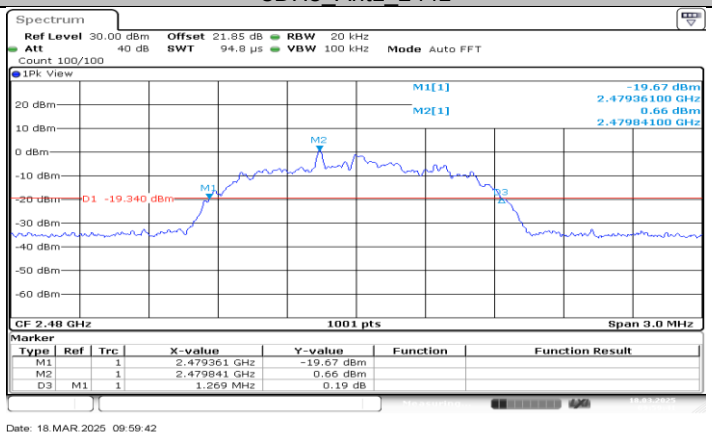


3DH5_Ant1_2480


*This report shall not be reproduced except in full, without the written approval of UL Verification Services (Guangzhou) Co., Ltd, Song Shan Lake Branch.*

## 11.2. APPENDIX B: OCCUPIED CHANNEL BANDWIDTH

### 11.2.1. Test Result

| Test Mode | Antenna | Frequency[MHz] | OCB [MHz] | FL[MHz] | FH[MHz] |
|---|---|---|---|---|---|
| DH5 | Ant1 | 2402 | 0.911 | 2401.5534 | 2402.4645 |
| | | 2441 | 0.917 | 2440.5504 | 2441.4675 |
| | | 2480 | 0.911 | 2479.5534 | 2480.4645 |
| 3DH5 | Ant1 | 2402 | 1.202 | 2401.4006 | 2402.6024 |
| | | 2441 | 1.202 | 2440.4006 | 2441.6024 |
| | | 2480 | 1.202 | 2479.4006 | 2480.6024 |


*This report shall not be reproduced except in full, without the written approval of UL Verification Services (Guangzhou) Co., Ltd, Song Shan Lake Branch.*

### 11.2.2. Test Graphs

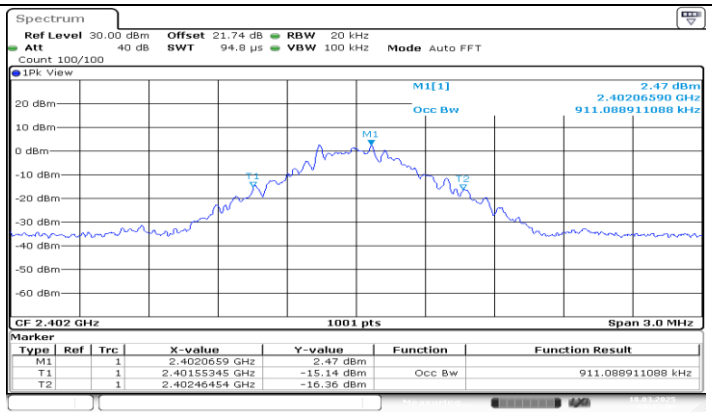


DH5_Ant1_2402

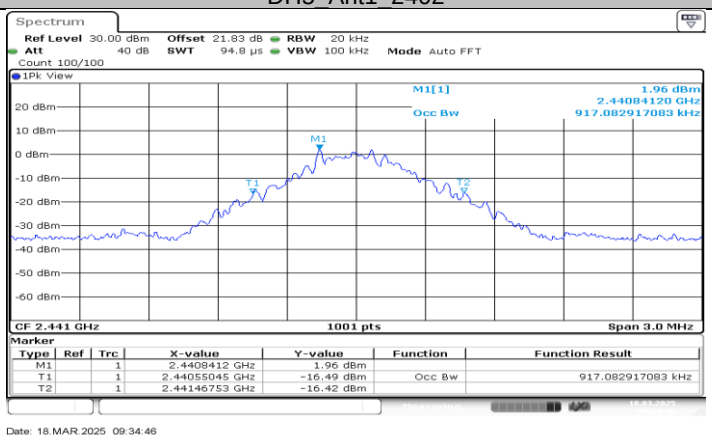


DH5_Ant1_2441

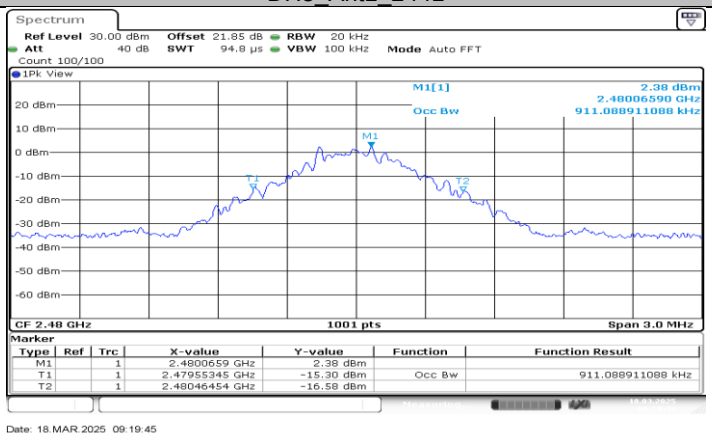


DH5_Ant1_2480


*This report shall not be reproduced except in full, without the written approval of UL Verification Services (Guangzhou) Co., Ltd, Song Shan Lake Branch.*

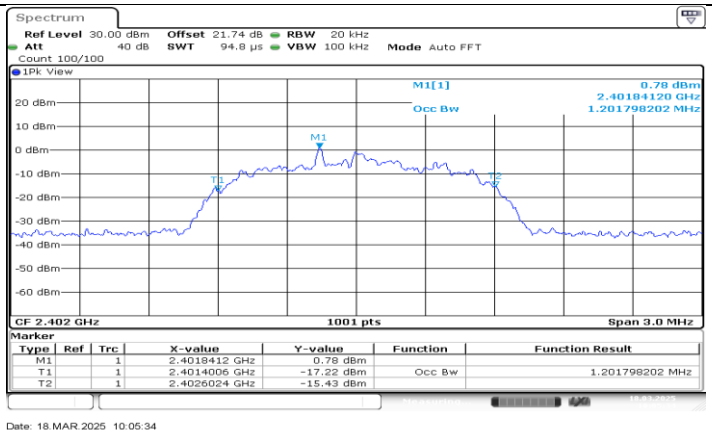


3DH5_Ant1_2402

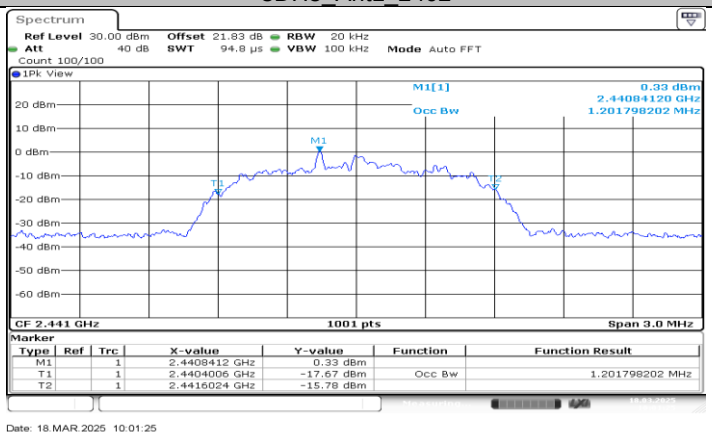


3DH5_Ant1_2441

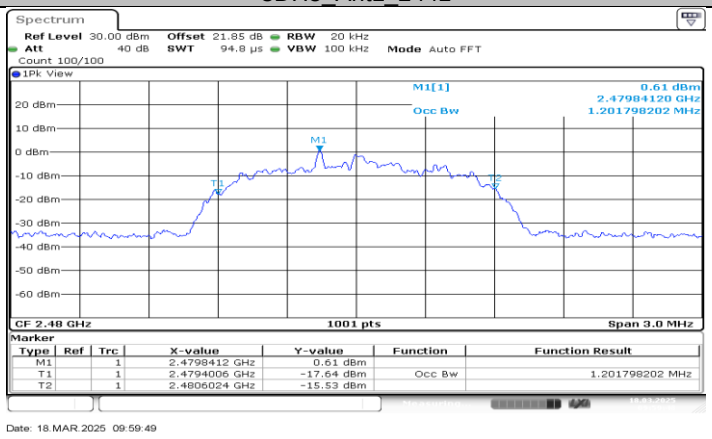


3DH5_Ant1_2480


*This report shall not be reproduced except in full, without the written approval of UL Verification Services (Guangzhou) Co., Ltd, Song Shan Lake Branch.*

## 11.3. APPENDIX C: MAXIMUM CONDUCTED OUTPUT POWER

### 11.3.1. Test Result

| Test Mode | Antenna | Frequency[MHz] | Result[dBm] | Limit[dBm] | Verdict |
|---|---|---|---|---|---|
| DH5 | Ant1 | 2402 | 7.24 | ≤20.97 | PASS |
| | | 2441 | 6.60 | ≤20.97 | PASS |
| | | 2480 | 6.80 | ≤20.97 | PASS |
| 3DH5 | Ant1 | 2402 | 7.01 | ≤30 | PASS |
| | | 2441 | 6.56 | ≤30 | PASS |
| | | 2480 | 6.90 | ≤30 | PASS |


*This report shall not be reproduced except in full, without the written approval of UL Verification Services (Guangzhou) Co., Ltd, Song Shan Lake Branch.*

## 11.4. APPENDIX D: CARRIER FREQUENCY SEPARATION

### 11.4.1. Test Result

| Test Mode | Antenna | Frequency[MHz] | Result[MHz] | Limit[MHz] | Verdict |
|---|---|---|---|---|---|
| DH5 | Ant1 | Hop | 1.003 | ≥0.950 | PASS |
| 3DH5 | Ant1 | Hop | 1.003 | ≥0.847 | PASS |

### 11.4.2. Test Graphs

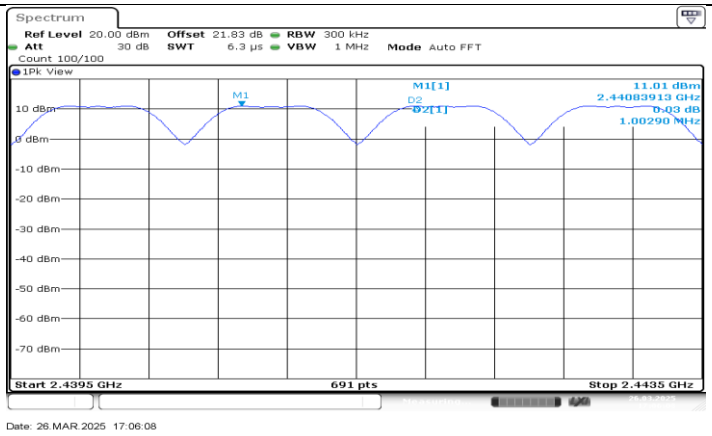


DH5_Ant1_Hop

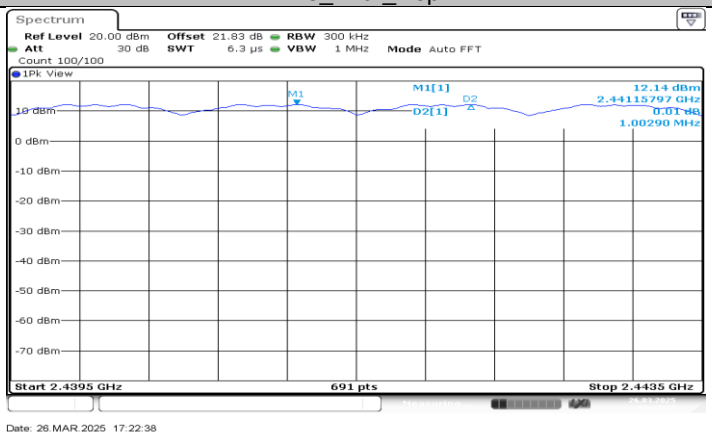


3DH5_Ant1_Hop


*This report shall not be reproduced except in full, without the written approval of UL Verification Services (Guangzhou) Co., Ltd, Song Shan Lake Branch.*

## 11.5. APPENDIX E: TIME OF OCCUPANCY

### 11.5.1. Test Result

| FHSS Mode | | | | | | |
|---|---|---|---|---|---|---|
| Test Mode | Antenna | Channel | BurstWidth [ms] | Result[s] | Limit[s] | Verdict |
| DH1 | Ant1 | Hop | 0.378 | 0.121 | ≤0.4 | PASS |
| DH3 | Ant1 | Hop | 1.626 | 0.260 | ≤0.4 | PASS |
| DH5 | Ant1 | Hop | 2.867 | 0.306 | ≤0.4 | PASS |
| 3DH1 | Ant1 | Hop | 0.386 | 0.124 | ≤0.4 | PASS |
| 3DH3 | Ant1 | Hop | 1.63 | 0.261 | ≤0.4 | PASS |
| 3DH5 | Ant1 | Hop | 2.873 | 0.306 | ≤0.4 | PASS |

| AFHSS Mode | | | | | | |
|---|---|---|---|---|---|---|
| Test Mode | Antenna | Channel | BurstWidth [ms] | Result[s] | Limit[s] | Verdict |
| DH1 | Ant1 | Hop | 0.378 | 0.060 | ≤0.4 | PASS |
| DH3 | Ant1 | Hop | 1.626 | 0.130 | ≤0.4 | PASS |
| DH5 | Ant1 | Hop | 2.867 | 0.153 | ≤0.4 | PASS |
| 3DH1 | Ant1 | Hop | 0.386 | 0.062 | ≤0.4 | PASS |
| 3DH3 | Ant1 | Hop | 1.63 | 0.130 | ≤0.4 | PASS |
| 3DH5 | Ant1 | Hop | 2.873 | 0.153 | ≤0.4 | PASS |


*This report shall not be reproduced except in full, without the written approval of UL Verification Services (Guangzhou) Co., Ltd, Song Shan Lake Branch.*

### 11.5.2. Test Graphs

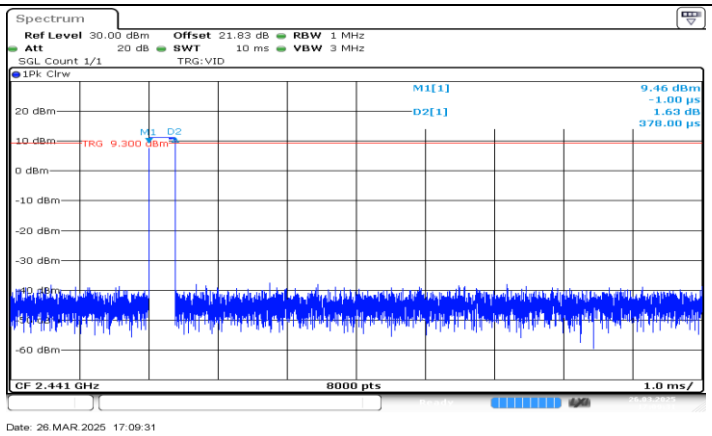


DH1_Ant1_Hop

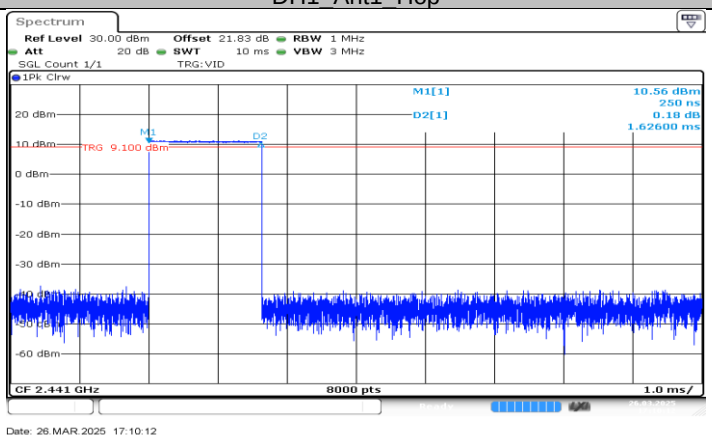


DH3_Ant1_Hop

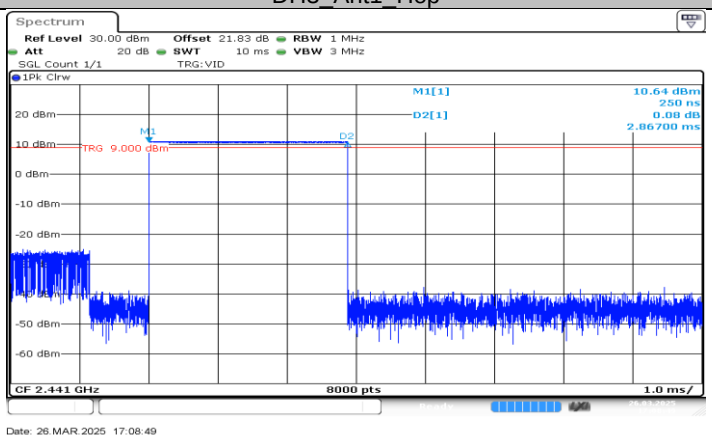


DH5_Ant1_Hop


*This report shall not be reproduced except in full, without the written approval of UL Verification Services (Guangzhou) Co., Ltd, Song Shan Lake Branch.*

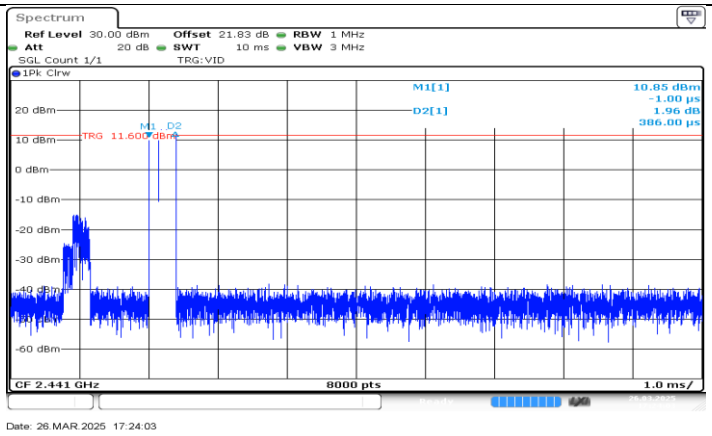


3DH1_Ant1_Hop

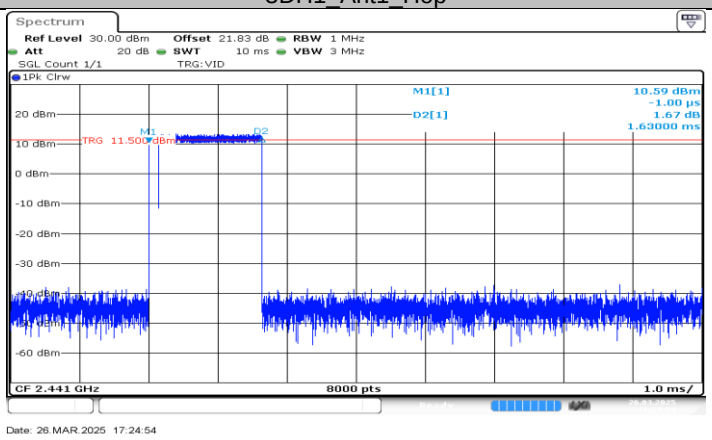


3DH3_Ant1_Hop

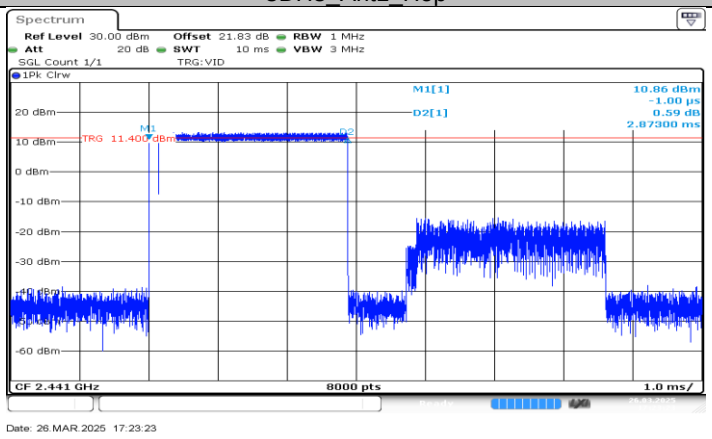


3DH5_Ant1_Hop


*This report shall not be reproduced except in full, without the written approval of UL Verification Services (Guangzhou) Co., Ltd, Song Shan Lake Branch.*

## 11.6. APPENDIX F: NUMBER OF HOPPING CHANNELS

### 11.6.1. Test Result

| Test Mode | Antenna | Frequency[MHz] | Result[Num] | Limit[Num] | Verdict |
|---|---|---|---|---|---|
| DH5 | Ant1 | Hop | 79 | ≥15 | PASS |
| 3DH5 | Ant1 | Hop | 79 | ≥15 | PASS |

### 11.6.2. Test Graphs

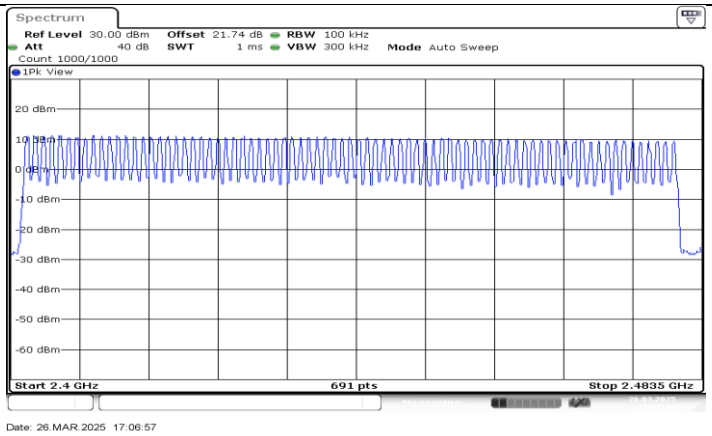


DH5_Ant1_Hop

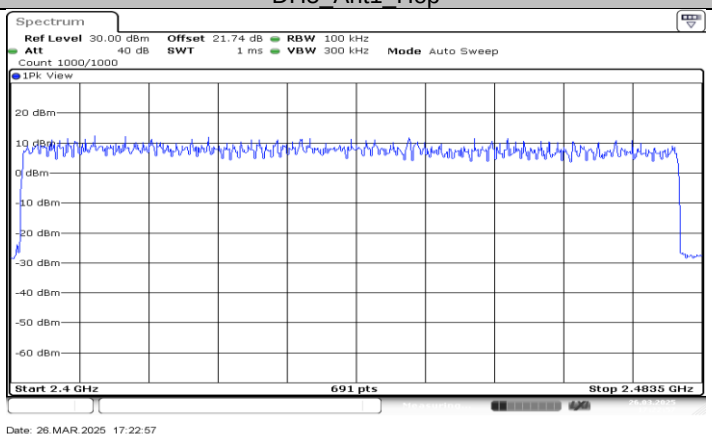


3DH5_Ant1_Hop


*This report shall not be reproduced except in full, without the written approval of UL Verification Services (Guangzhou) Co., Ltd, Song Shan Lake Branch.*

## 11.7. APPENDIX G: BAND EDGE MEASUREMENTS

### 11.7.1. Test Result

| Test Mode | Antenna | ChName | Frequency [MHz] | RefLevel [dBm] | Result [dBm] | Limit [dBm] | Verdict |
|---|---|---|---|---|---|---|---|
| DH5 | Ant1 | Low | 2402 | 5.90 | -46.44 | ≤-14.1 | PASS |
| | | High | 2480 | 5.75 | -45.72 | ≤-14.25 | PASS |
| | | Low | Hop_2402 | 10.44 | -46.65 | ≤-9.56 | PASS |
| | | High | Hop_2480 | 9.93 | -45.4 | ≤-10.07 | PASS |
| 3DH5 | Ant1 | Low | 2402 | 4.25 | -46.31 | ≤-15.75 | PASS |
| | | High | 2480 | 4.14 | -45.66 | ≤-15.86 | PASS |
| | | Low | Hop_2402 | 9.82 | -42.96 | ≤-10.18 | PASS |
| | | High | Hop_2480 | 11.36 | -43.73 | ≤-8.64 | PASS |


*This report shall not be reproduced except in full, without the written approval of UL Verification Services (Guangzhou) Co., Ltd, Song Shan Lake Branch.*

### 11.7.2. Test Graphs

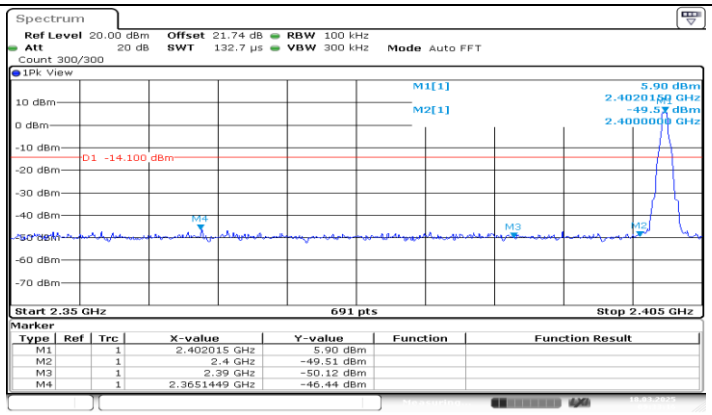


DH5_Ant1_Low_2402

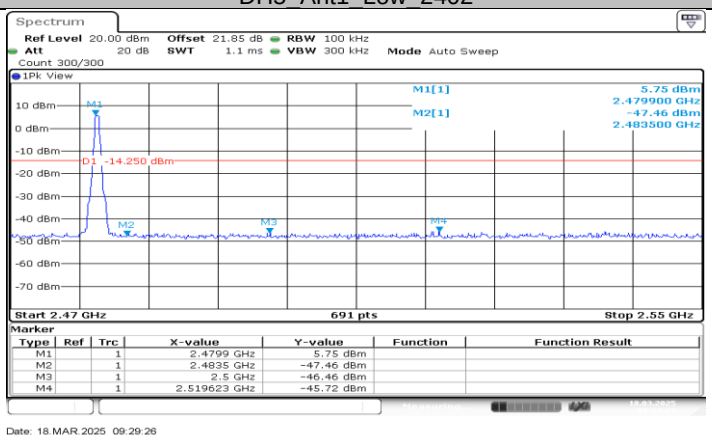


DH5_Ant1_High_2480

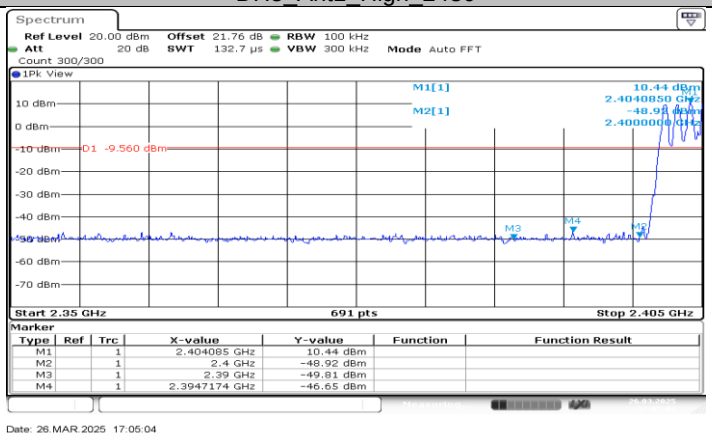


DH5_Ant1_Low_Hop_2402


*This report shall not be reproduced except in full, without the written approval of UL Verification Services (Guangzhou) Co., Ltd, Song Shan Lake Branch.*

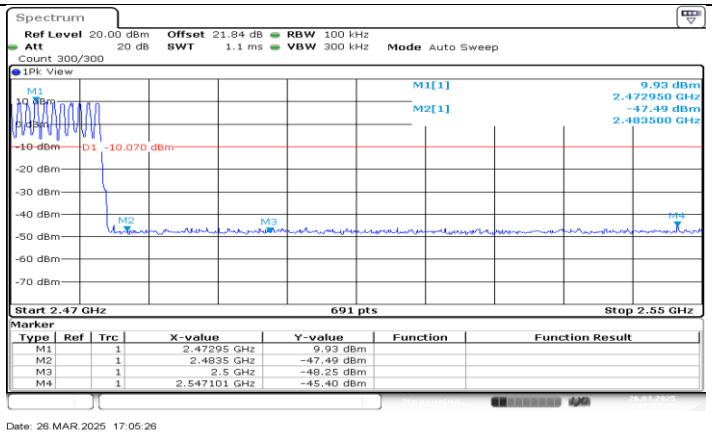


DH5_Ant1_High_Hop_2480

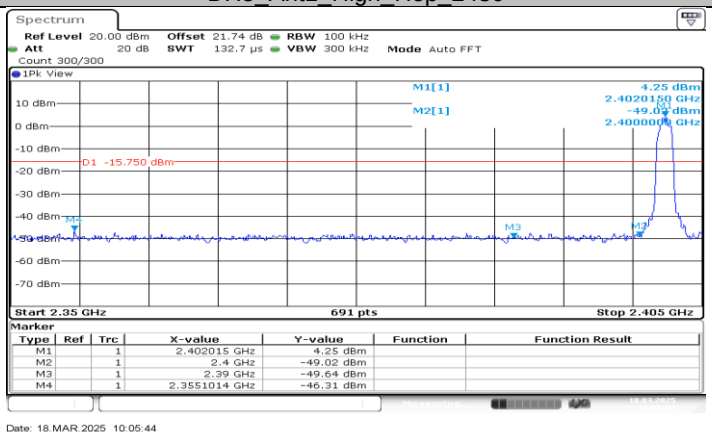


3DH5_Ant1_Low_2402

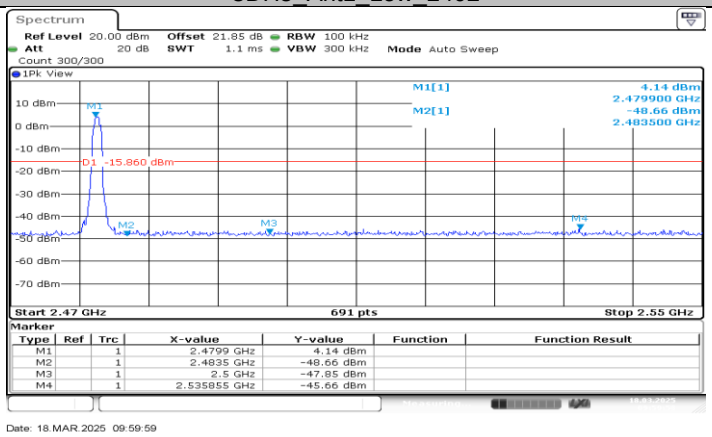


3DH5_Ant1_High_2480


*This report shall not be reproduced except in full, without the written approval of UL Verification Services (Guangzhou) Co., Ltd, Song Shan Lake Branch.*

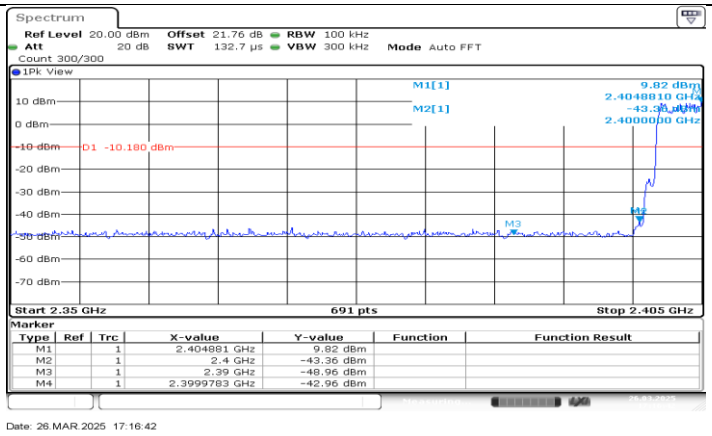


3DH5_Ant1_Low_Hop_2402

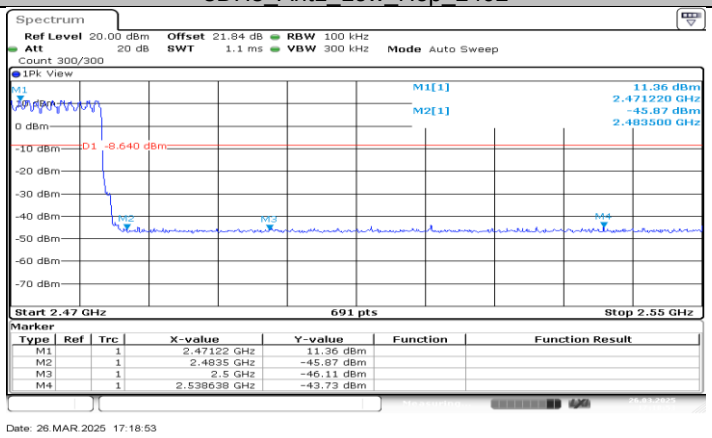


3DH5_Ant1_High_Hop_2480


*This report shall not be reproduced except in full, without the written approval of UL Verification Services (Guangzhou) Co., Ltd, Song Shan Lake Branch.*

## 11.8. APPENDIX H: CONDUCTED SPURIOUS EMISSION

### 11.8.1. Test Result

| Test Mode | Antenna | Frequency[MHz] | FreqRange [MHz] | Result [dBm] | Limit [dBm] | Verdict |
|---|---|---|---|---|---|---|
| DH5 | Ant1 | 2402 | Reference | 5.93 | --- | PASS |
| | | | 30~1000 | -49.59 | ≤-14.07 | PASS |
| | | | 1000~26500 | -43.61 | ≤-14.07 | PASS |
| | | 2441 | Reference | 5.39 | --- | PASS |
| | | | 30~1000 | -49.81 | ≤-14.61 | PASS |
| | | | 1000~26500 | -44.07 | ≤-14.61 | PASS |
| | | 2480 | Reference | 5.78 | --- | PASS |
| | | | 30~1000 | -49.87 | ≤-14.22 | PASS |
| | | | 1000~26500 | -43.81 | ≤-14.22 | PASS |
| 3DH5 | Ant1 | 2402 | Reference | 4.43 | --- | PASS |
| | | | 30~1000 | -50.1 | ≤-15.57 | PASS |
| | | | 1000~26500 | -43.91 | ≤-15.57 | PASS |
| | | 2441 | Reference | 3.92 | --- | PASS |
| | | | 30~1000 | -49.77 | ≤-16.08 | PASS |
| | | | 1000~26500 | -43.75 | ≤-16.08 | PASS |
| | | 2480 | Reference | 4.21 | --- | PASS |
| | | | 30~1000 | -50.05 | ≤-15.79 | PASS |
| | | | 1000~26500 | -43.08 | ≤-15.79 | PASS |


*This report shall not be reproduced except in full, without the written approval of UL Verification Services (Guangzhou) Co., Ltd, Song Shan Lake Branch.*

### 11.8.2. Test Graphs

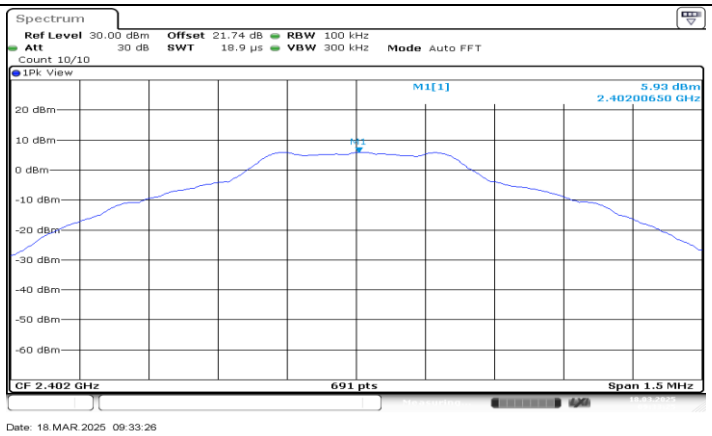


DH5_Ant1_2402_0~Reference

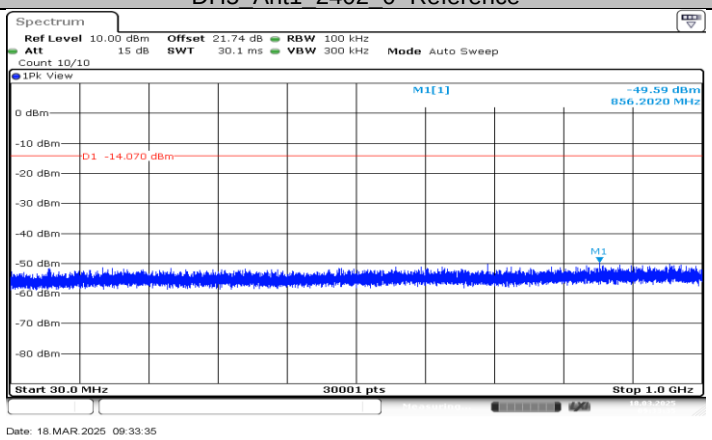


DH5_Ant1_2402_30~1000

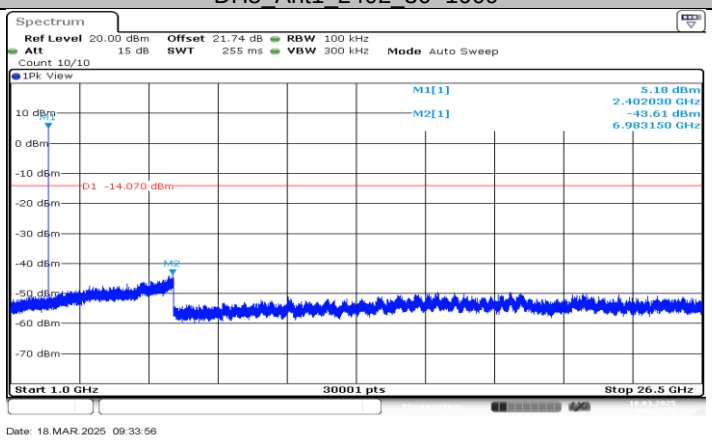


DH5_Ant1_2402_1000~26500


*This report shall not be reproduced except in full, without the written approval of UL Verification Services (Guangzhou) Co., Ltd, Song Shan Lake Branch.*

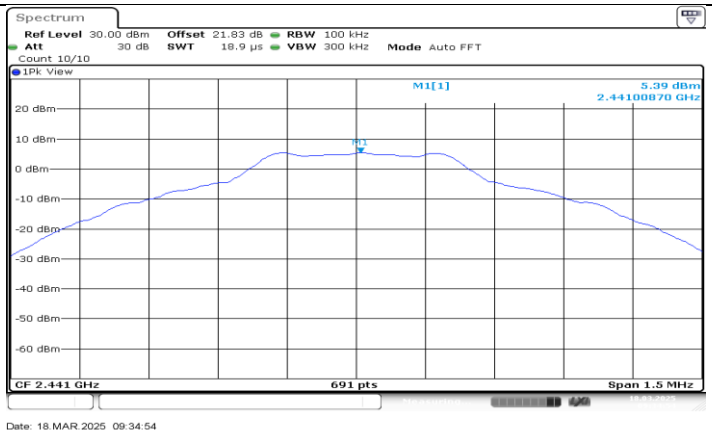


DH5_Ant1_2441_0~Reference

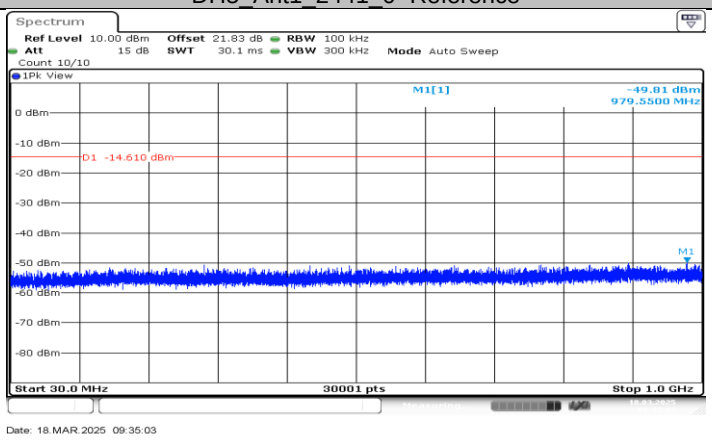


DH5_Ant1_2441_30~1000

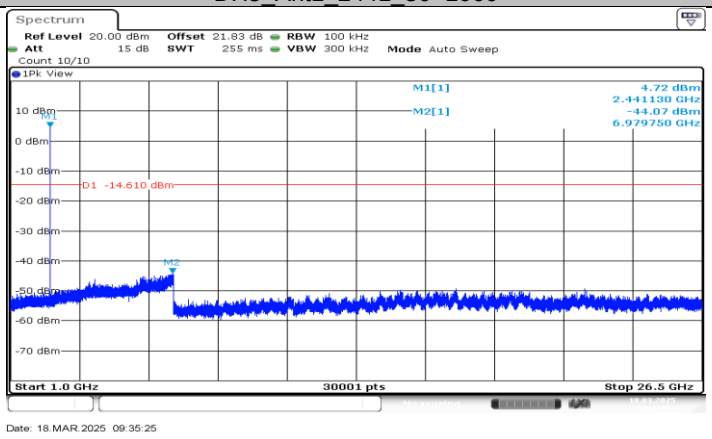


DH5_Ant1_2441_1000~26500


*This report shall not be reproduced except in full, without the written approval of UL Verification Services (Guangzhou) Co., Ltd, Song Shan Lake Branch.*

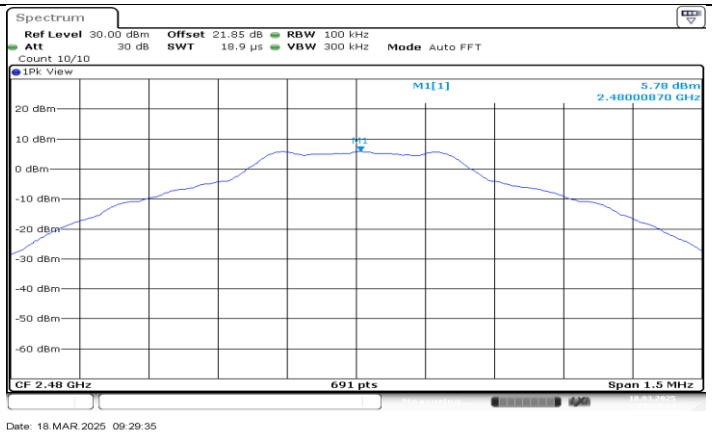


DH5_Ant1_2480_0~Reference

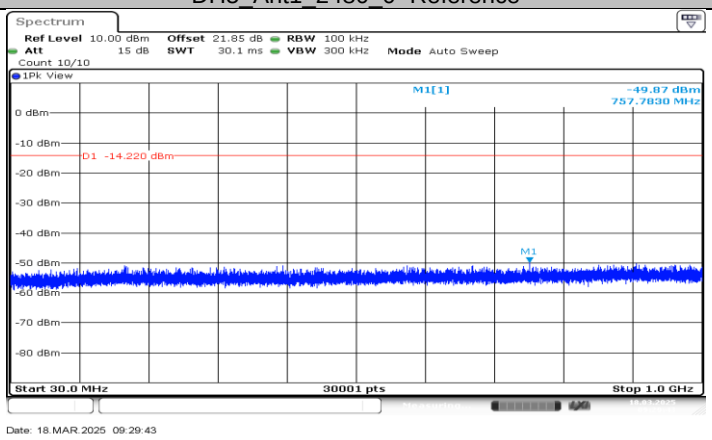


DH5_Ant1_2480_30~1000

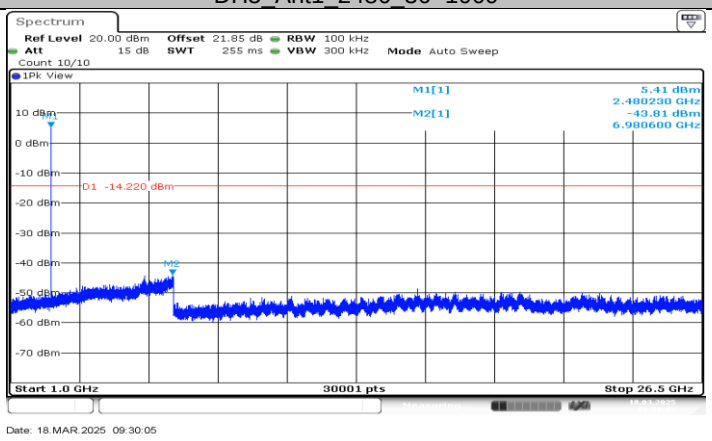


DH5_Ant1_2480_1000~26500


*This report shall not be reproduced except in full, without the written approval of UL Verification Services (Guangzhou) Co., Ltd, Song Shan Lake Branch.*

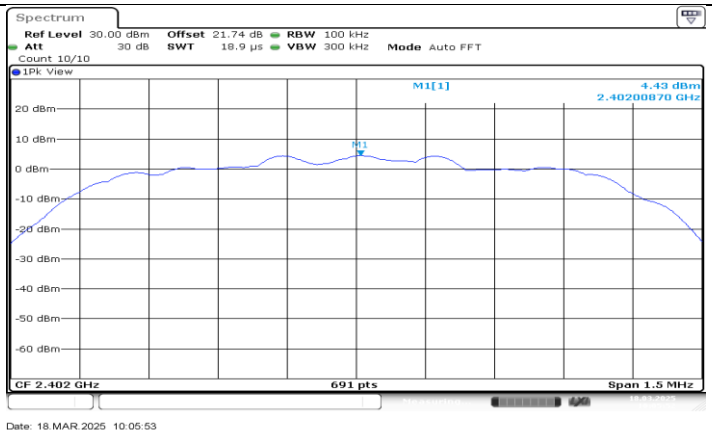


3DH5_Ant1_2402_0~Reference

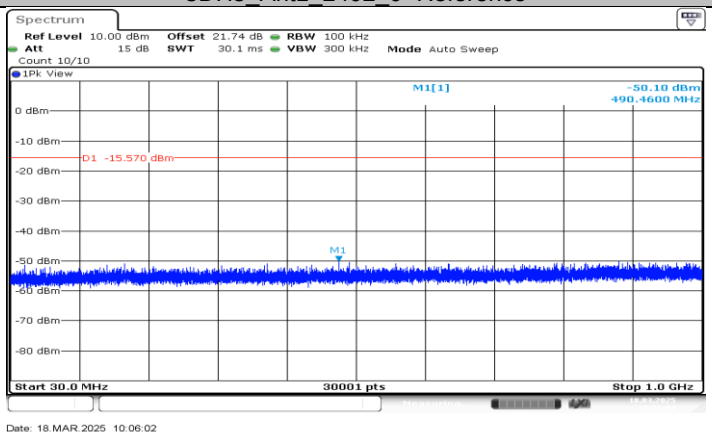


3DH5_Ant1_2402_30~1000

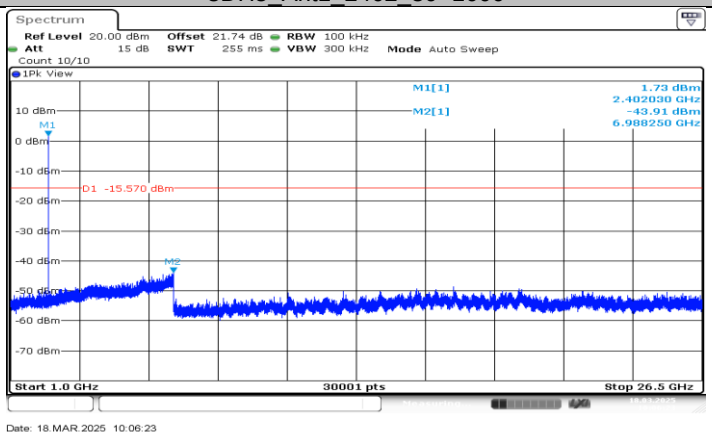


3DH5_Ant1_2402_1000~26500


*This report shall not be reproduced except in full, without the written approval of UL Verification Services (Guangzhou) Co., Ltd, Song Shan Lake Branch.*

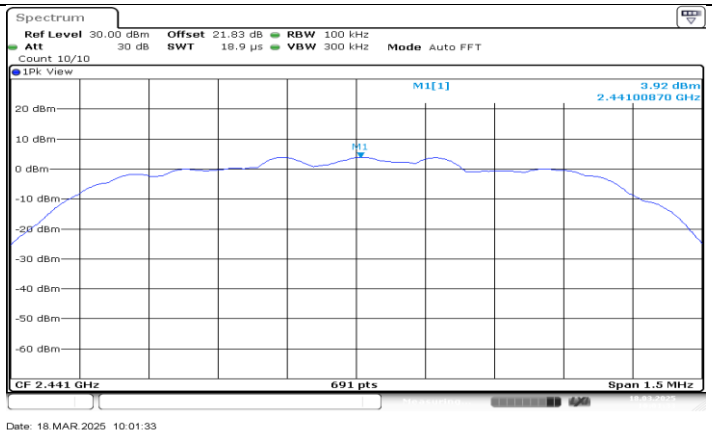


3DH5_Ant1_2441_0~Reference

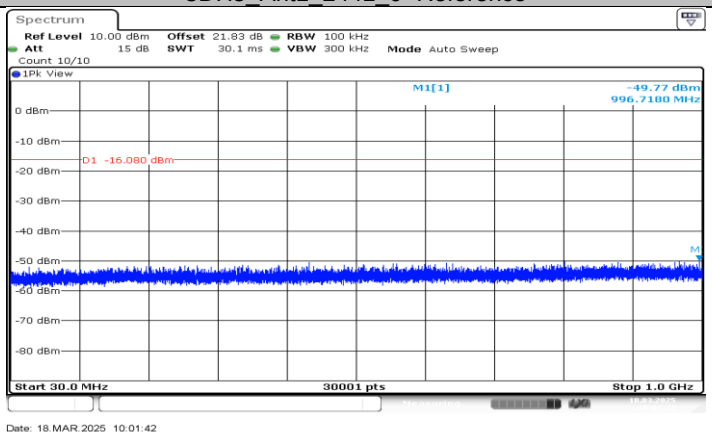


3DH5_Ant1_2441_30~1000

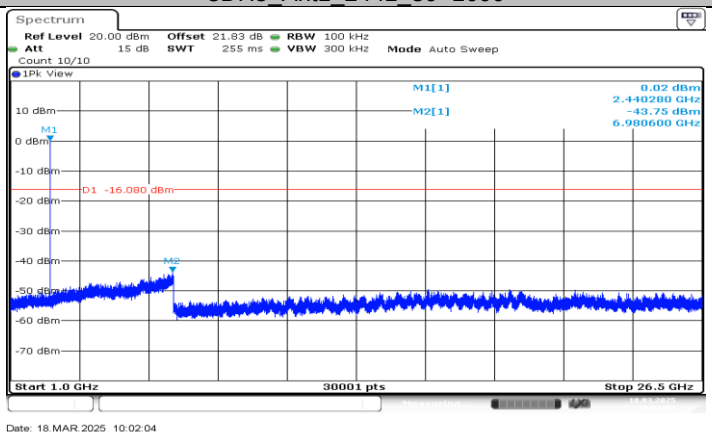


3DH5_Ant1_2441_1000~26500


*This report shall not be reproduced except in full, without the written approval of UL Verification Services (Guangzhou) Co., Ltd, Song Shan Lake Branch.*

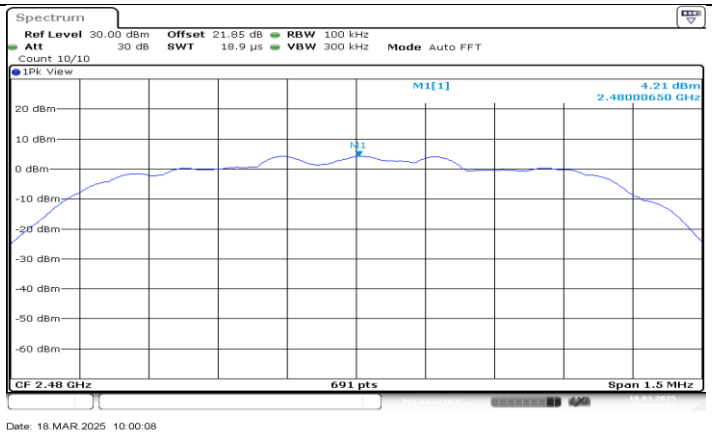


3DH5_Ant1_2480_0~Reference

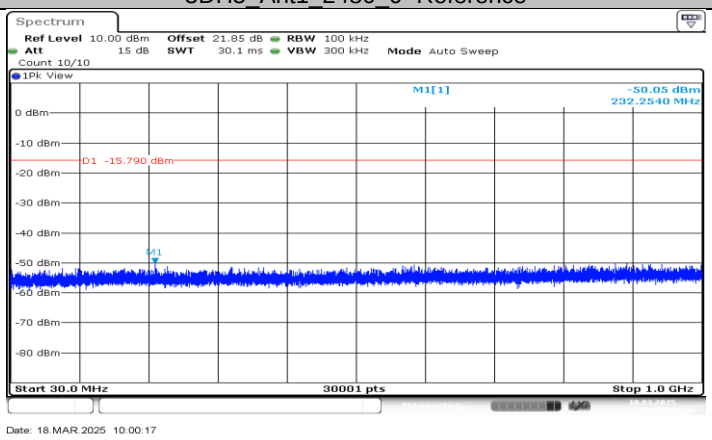


3DH5_Ant1_2480_30~1000

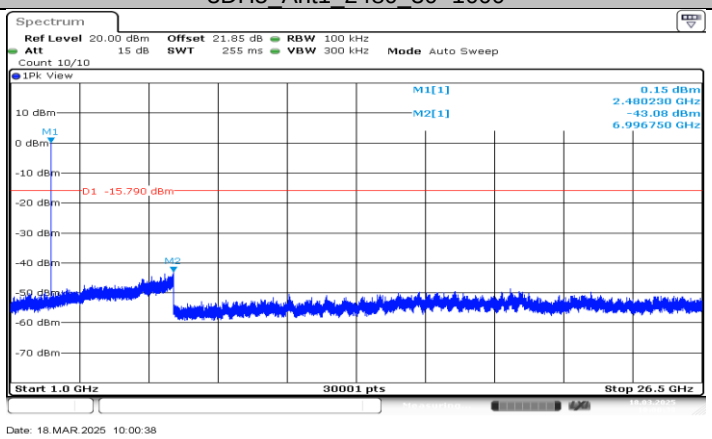


3DH5_Ant1_2480_1000~26500


*This report shall not be reproduced except in full, without the written approval of UL Verification Services (Guangzhou) Co., Ltd, Song Shan Lake Branch.*

# 11.9. APPENDIX I: DUTY CYCLE

## 11.9.1. Test Result

| Test Mode | On Time (msec) | Period (msec) | Duty Cycle x (Linear) | Duty Cycle (%) | Duty Cycle Correction Factor (dB) | 1/T Minimum VBW (kHz) | Final setting For VBW (kHz) |
|---|---|---|---|---|---|---|---|
| DH5 | 2.86 | 3.70 | 0.7730 | 77.30 | 1.12 | 0.35 | 1 |
| 3DH5 | 2.88 | 3.72 | 0.7742 | 77.42 | 1.11 | 0.35 | 1 |

Note:
Duty Cycle Correction Factor=10log (1/x).
Where: x is Duty Cycle (Linear)
Where: T is On Time
If that calculated VBW is not available on the analyzer then the next higher value should be used.

## 11.9.2. Test Graphs

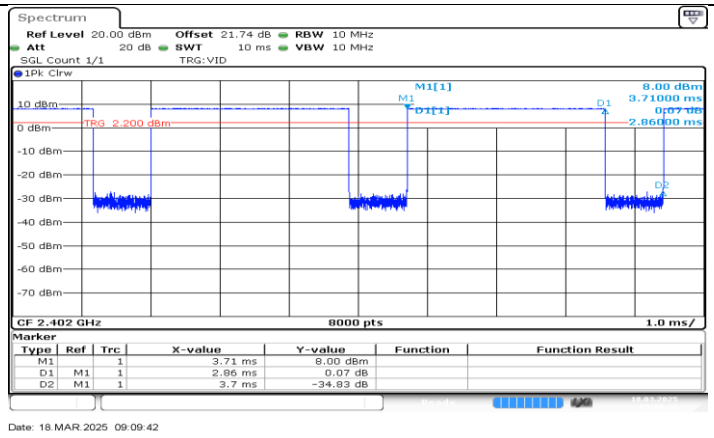


DH5_Ant1_2402

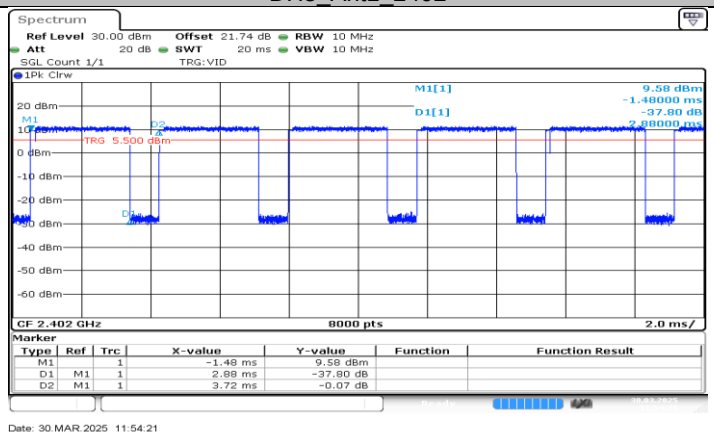


3DH5_Ant1_2402

**END OF REPORT**


*This report shall not be reproduced except in full, without the written approval of UL Verification Services (Guangzhou) Co., Ltd, Song Shan Lake Branch.*