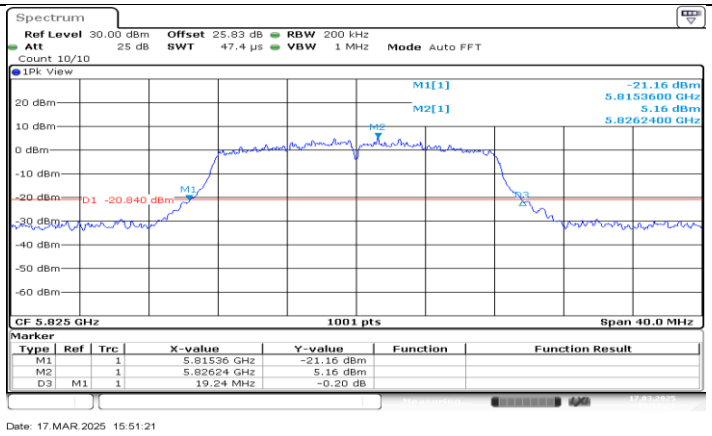

11A_Ant0_5825

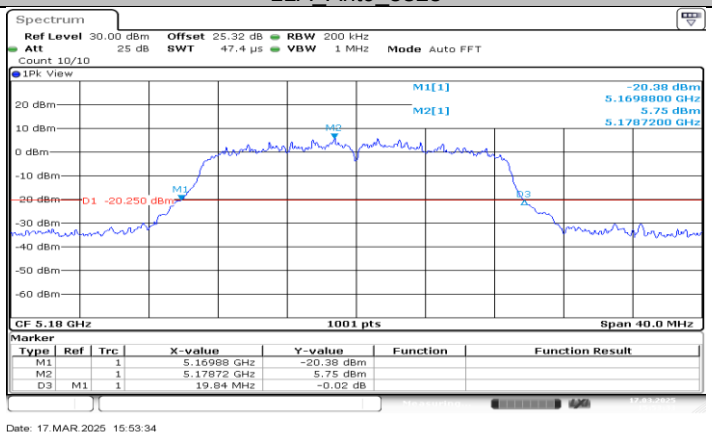

11N20SISO_Ant0_5180

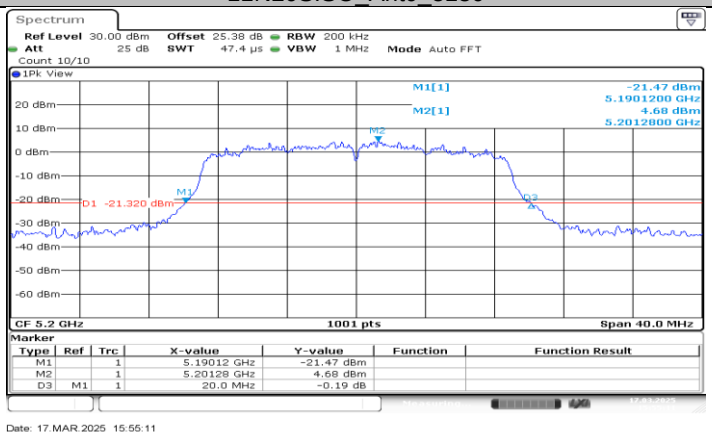

11N20SISO_Ant0_5200

This report shall not be reproduced except in full, without the written approval of UL Verification Services (Guangzhou) Co., Ltd, Song Shan Lake Branch.

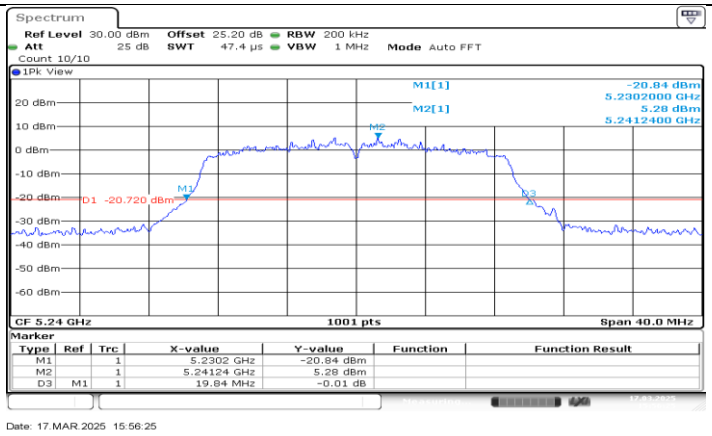

11N20SISO_Ant0_5240

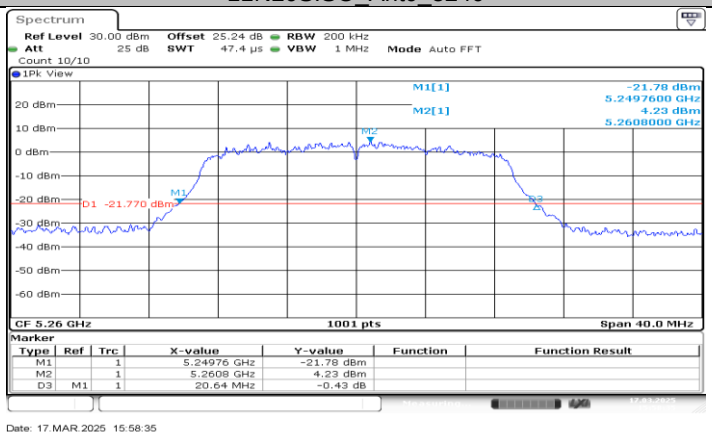

11N20SISO_Ant0_5260

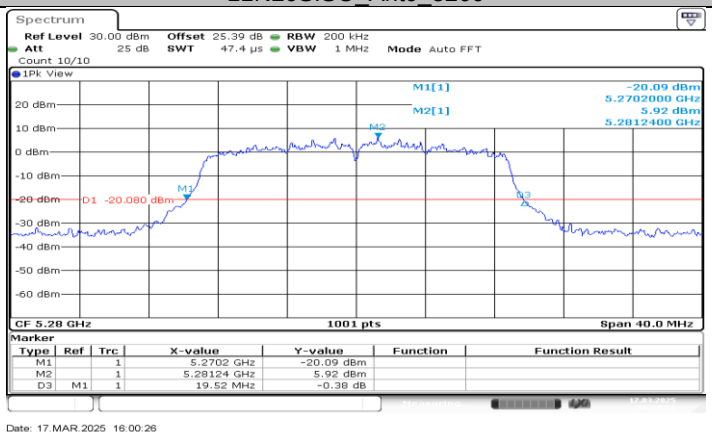

11N20SISO_Ant0_5280

This report shall not be reproduced except in full, without the written approval of UL Verification Services (Guangzhou) Co., Ltd, Song Shan Lake Branch.

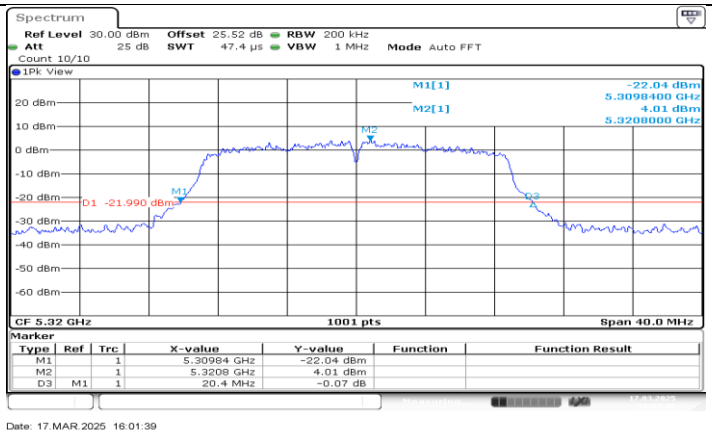

11N20SISO_Ant0_5320

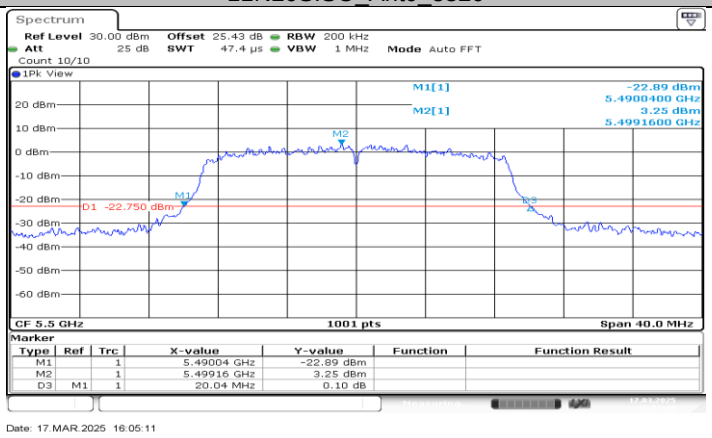

11N20SISO_Ant0_5500

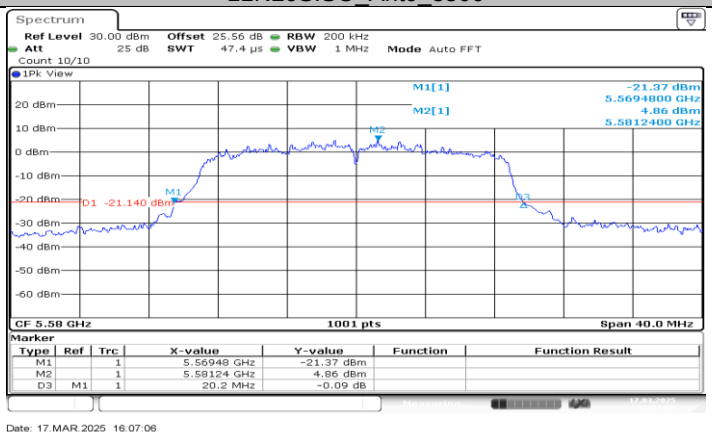

11N20SISO_Ant0_5580

This report shall not be reproduced except in full, without the written approval of UL Verification Services (Guangzhou) Co., Ltd, Song Shan Lake Branch.

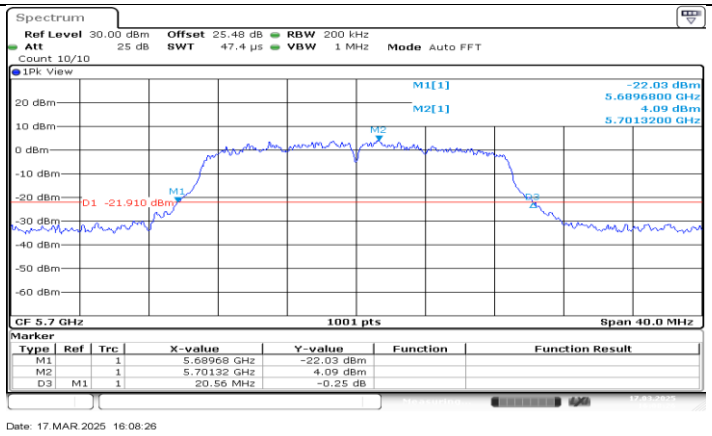

11N20SISO_Ant0_5700

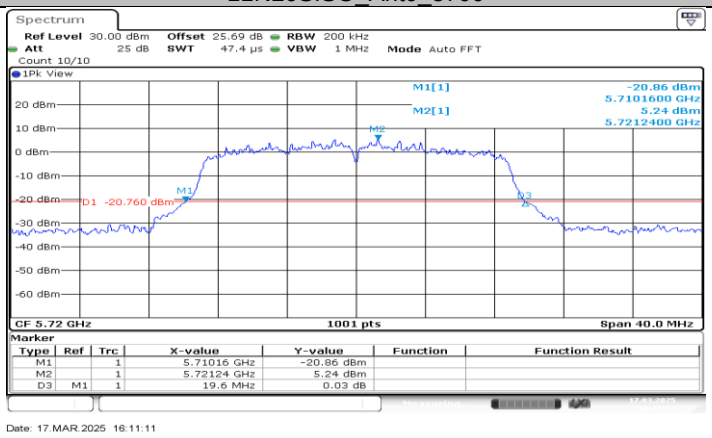

11N20SISO_Ant0_5720

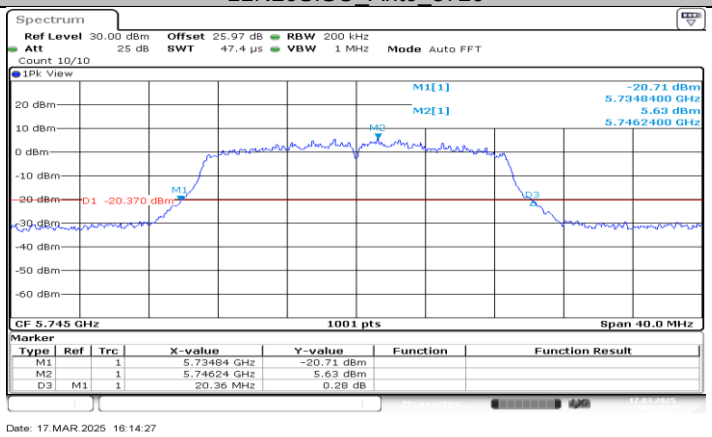

11N20SISO_Ant0_5745

This report shall not be reproduced except in full, without the written approval of UL Verification Services (Guangzhou) Co., Ltd, Song Shan Lake Branch.

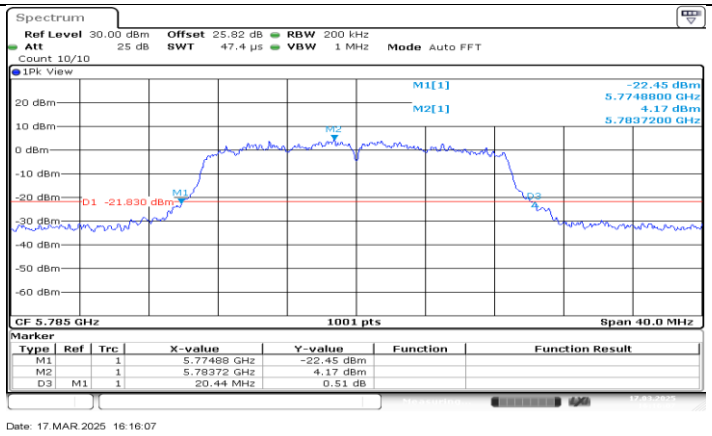

11N20SISO_Ant0_5785

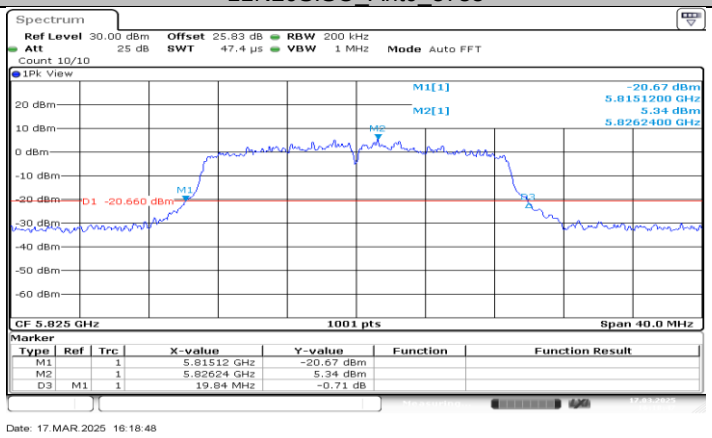

11N20SISO_Ant0_5825

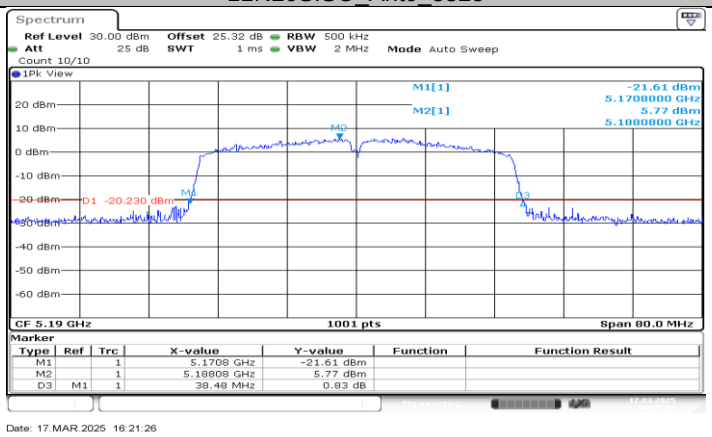

11N40SISO_Ant0_5190

This report shall not be reproduced except in full, without the written approval of UL Verification Services (Guangzhou) Co., Ltd, Song Shan Lake Branch.

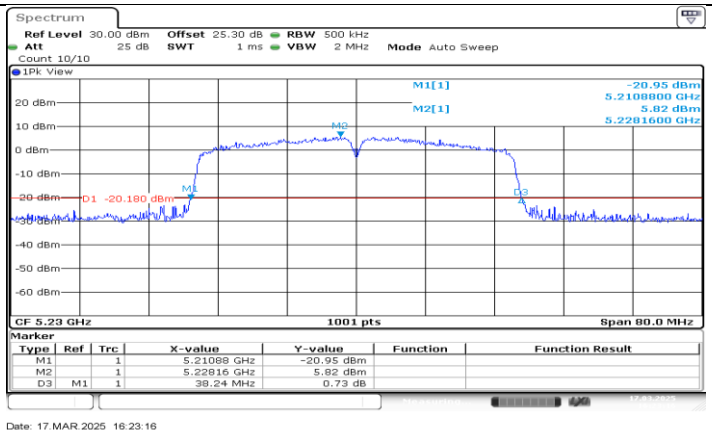

11N40SISO_Ant0_5230

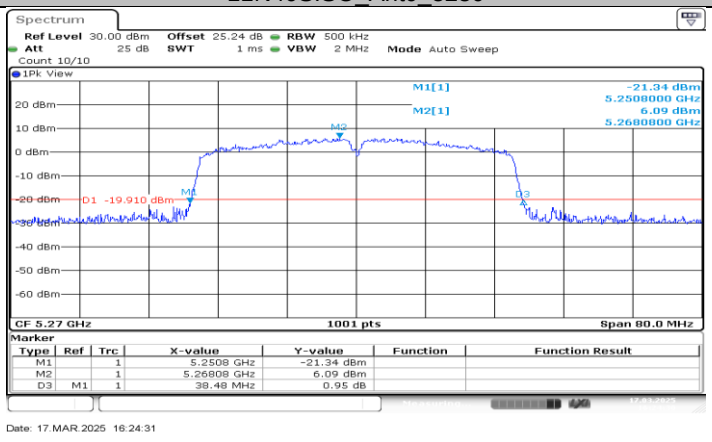

11N40SISO_Ant0_5270

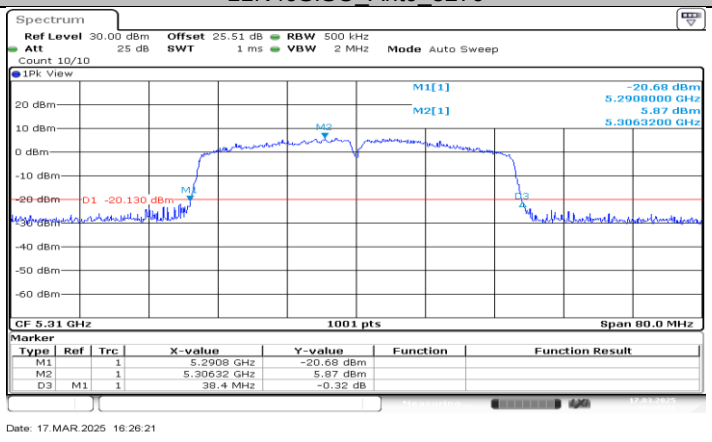

11N40SISO_Ant0_5310

This report shall not be reproduced except in full, without the written approval of UL Verification Services (Guangzhou) Co., Ltd, Song Shan Lake Branch.

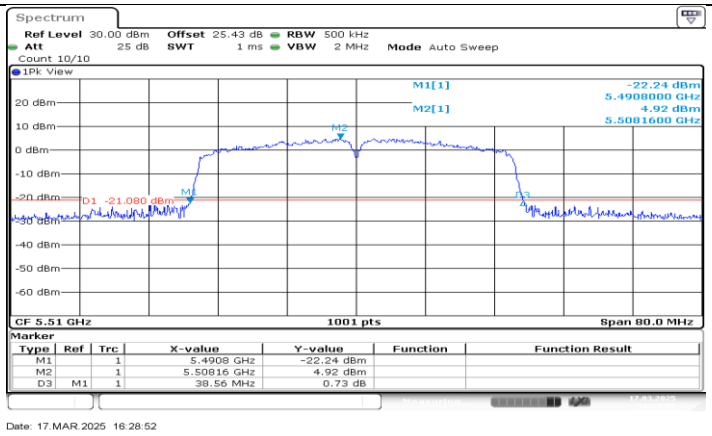

11N40SISO_Ant0_5510

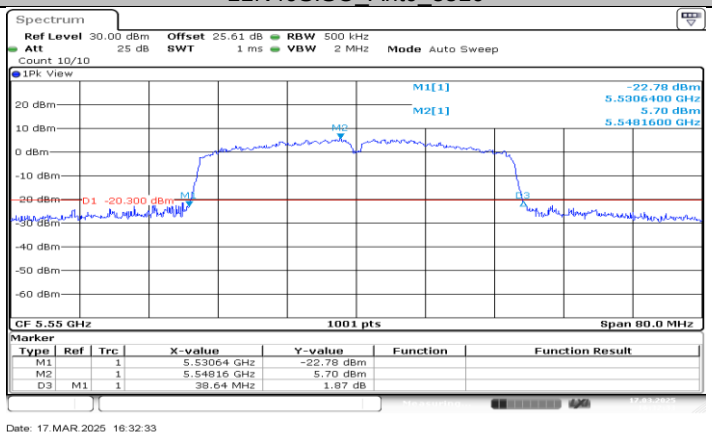

11N40SISO_Ant0_5550

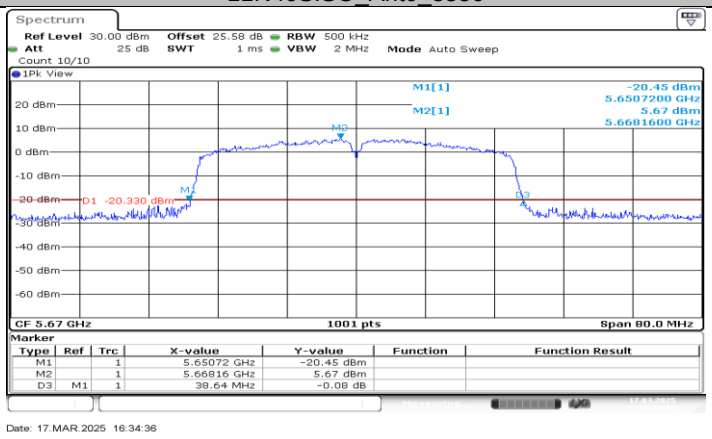

11N40SISO_Ant0_5670

This report shall not be reproduced except in full, without the written approval of UL Verification Services (Guangzhou) Co., Ltd, Song Shan Lake Branch.

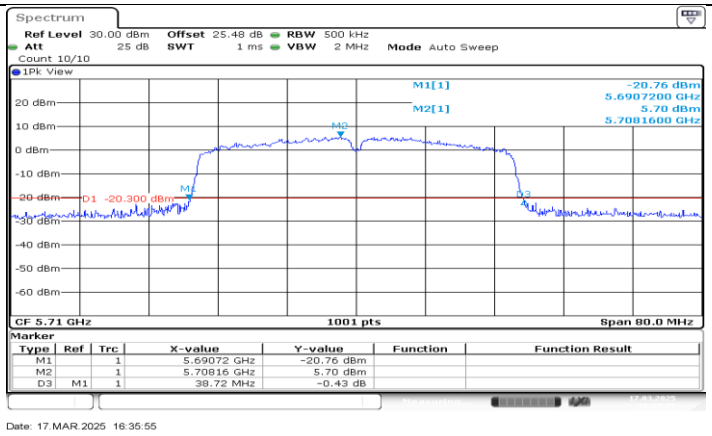

11N40SISO_Ant0_5710

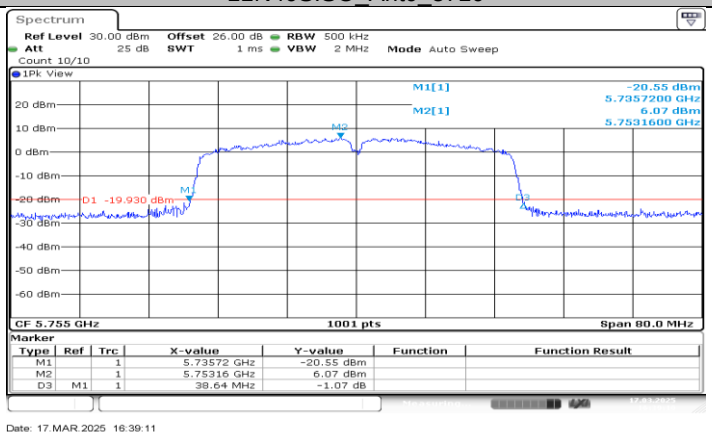

11N40SISO_Ant0_5755

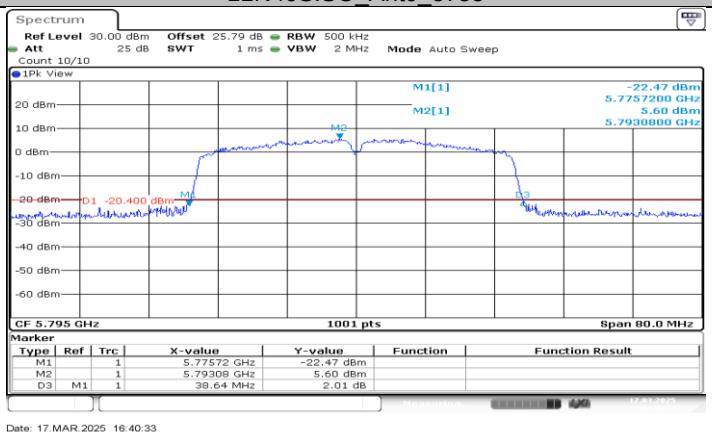

11N40SISO_Ant0_5795

This report shall not be reproduced except in full, without the written approval of UL Verification Services (Guangzhou) Co., Ltd, Song Shan Lake Branch.

11.2. APPENDIX B: OCCUPIED CHANNEL BANDWIDTH

11.2.1. Test Result

Test Mode	Antenna	Frequency[MHz]	OCB [MHz]	FL[MHz]	FH[MHz]
11A	Ant0	5180	16.783	5171.6484	5188.4316
		5200	16.783	5191.6484	5208.4316
		5240	16.783	5231.6484	5248.4316
		5260	16.823	5251.6484	5268.4715
		5280	16.823	5271.6484	5288.4715
		5320	16.783	5311.6484	5328.4316
		5500	16.863	5491.6484	5508.5115
		5580	16.903	5571.5684	5588.4715
		5700	16.783	5691.6484	5708.4316
		5720	16.823	5711.6084	5728.4316
		5720_UNII-2C	13.392	5711.6084	5725
		5720_UNII-3	3.432	5725	5728.4316
		5745	16.823	5736.6484	5753.4715
		5785	16.863	5776.6084	5793.4715
		5825	16.863	5816.6084	5833.4715
11N20SISO	Ant0	5180	17.822	5171.0889	5188.9111
		5200	17.902	5191.0090	5208.9111
		5240	17.862	5231.0490	5248.9111
		5260	17.822	5251.0889	5268.9111
		5280	17.862	5271.0490	5288.9111
		5320	17.822	5311.0490	5328.8711
		5500	17.902	5491.0490	5508.9510
		5580	17.902	5571.0090	5588.9111
		5700	17.862	5691.0490	5708.9111
		5720	17.862	5711.0490	5728.9111
		5720_UNII-2C	13.951	5711.0490	5725
		5720_UNII-3	3.911	5725	5728.9111
		5745	17.902	5736.0090	5753.9111
		5785	17.942	5776.0090	5793.9510
		5825	17.902	5816.0090	5833.9111
11N40SISO	Ant0	5190	35.485	5172.2577	5207.7423
		5230	35.485	5212.2577	5247.7423
		5270	35.485	5252.2577	5287.7423
		5310	35.485	5292.2577	5327.7423
		5510	35.564	5492.2577	5527.8222
		5550	35.644	5532.1778	5567.8222
		5670	35.564	5652.1778	5687.7423
		5710	35.644	5692.1778	5727.8222
		5710_UNII-2C	32.822	5692.1778	5725
		5710_UNII-3	2.822	5725	5727.8222
		5755	35.564	5737.2577	5772.8222
		5795	35.644	5777.1778	5812.8222

This report shall not be reproduced except in full, without the written approval of UL Verification Services (Guangzhou) Co., Ltd, Song Shan Lake Branch.

11.2.2. Test Graphs

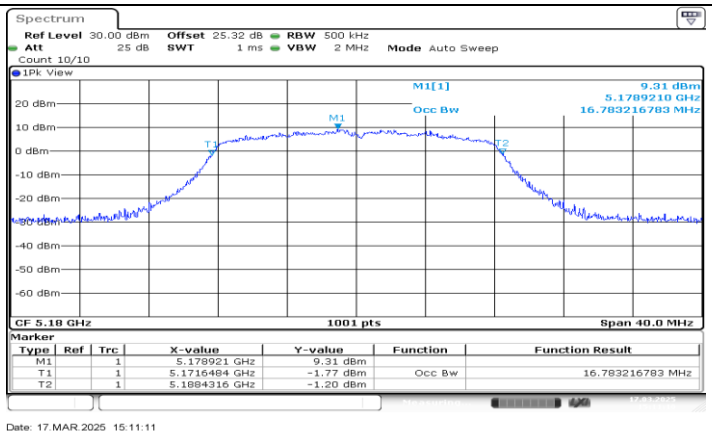

11A_Ant0_5180

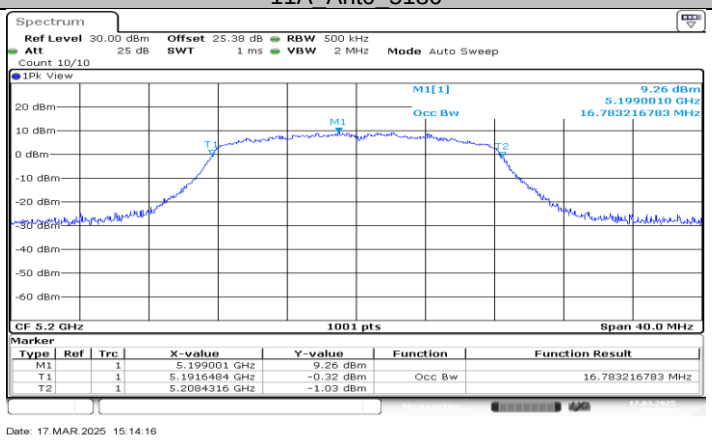

11A_Ant0_5200

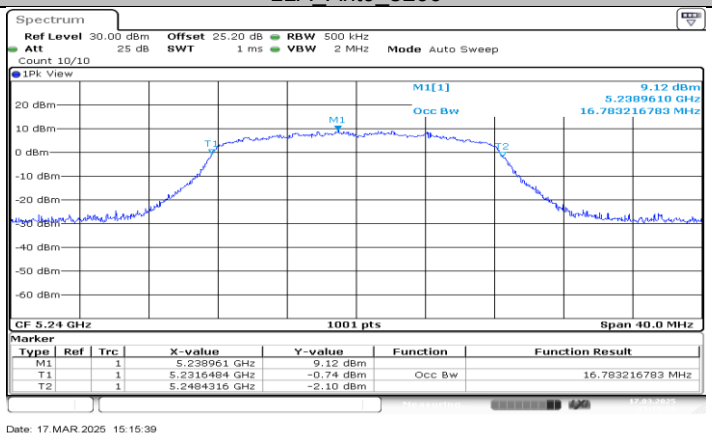

11A_Ant0_5240

This report shall not be reproduced except in full, without the written approval of UL Verification Services (Guangzhou) Co., Ltd, Song Shan Lake Branch.

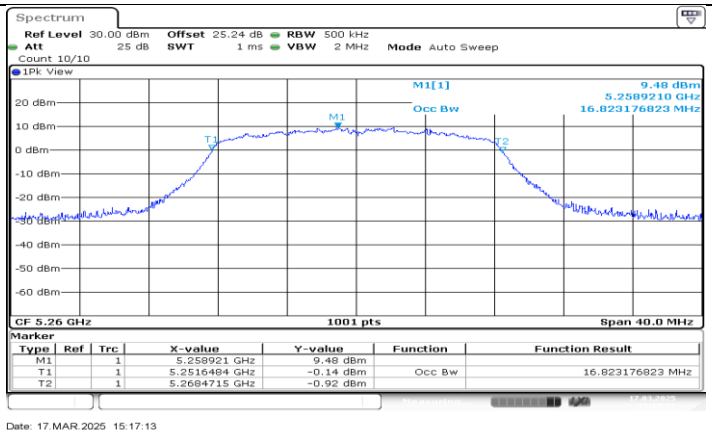

11A_Ant0_5260

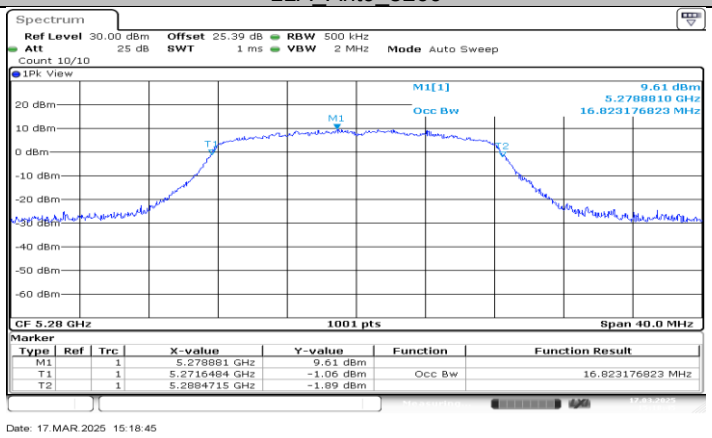

11A_Ant0_5280

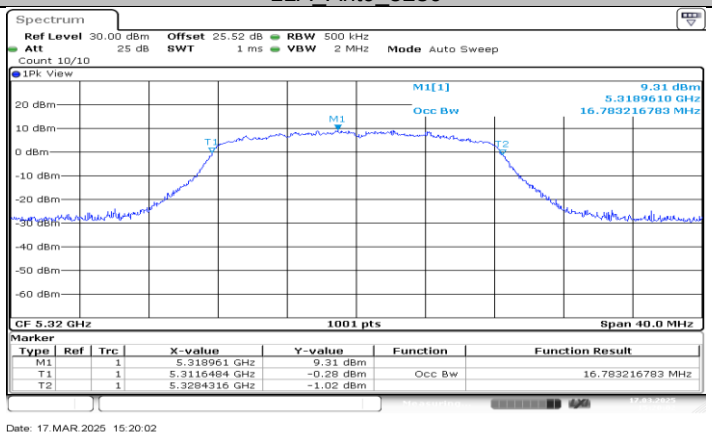

11A_Ant0_5320

This report shall not be reproduced except in full, without the written approval of UL Verification Services (Guangzhou) Co., Ltd, Song Shan Lake Branch.

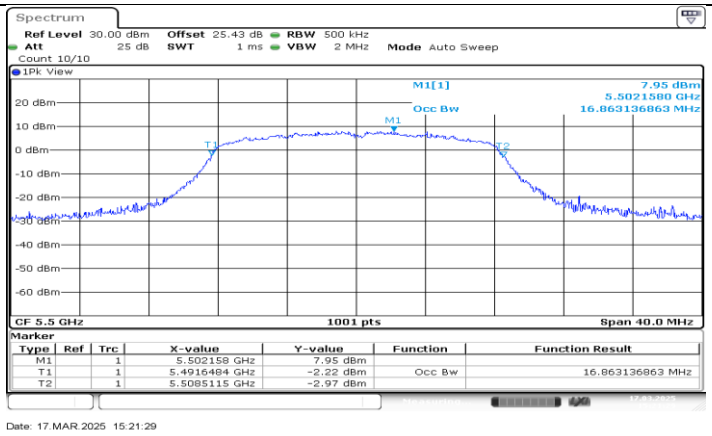

11A_Ant0_5500

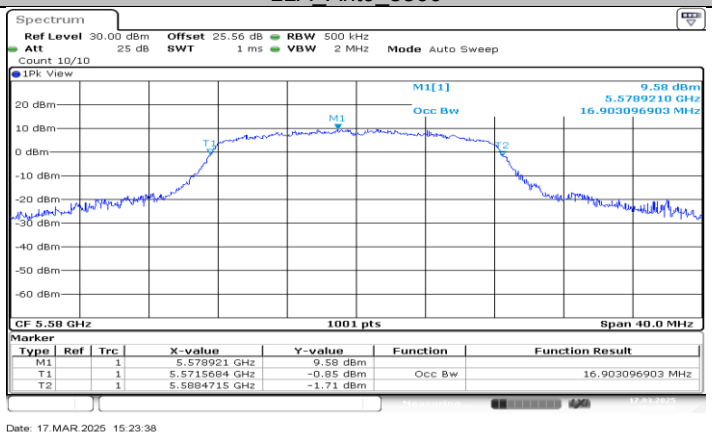

11A_Ant0_5580

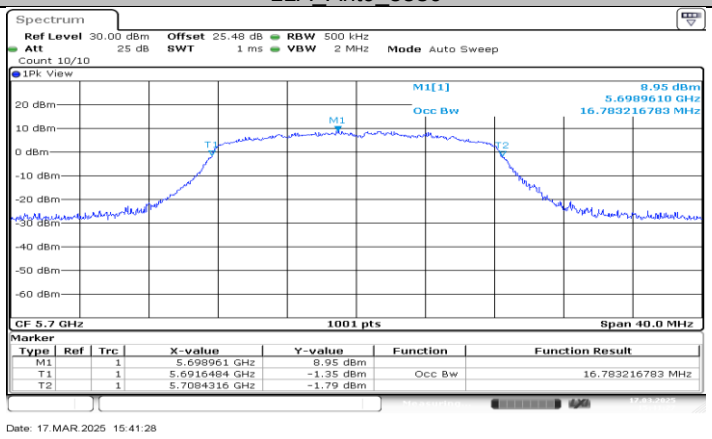

11A_Ant0_5700

This report shall not be reproduced except in full, without the written approval of UL Verification Services (Guangzhou) Co., Ltd, Song Shan Lake Branch.

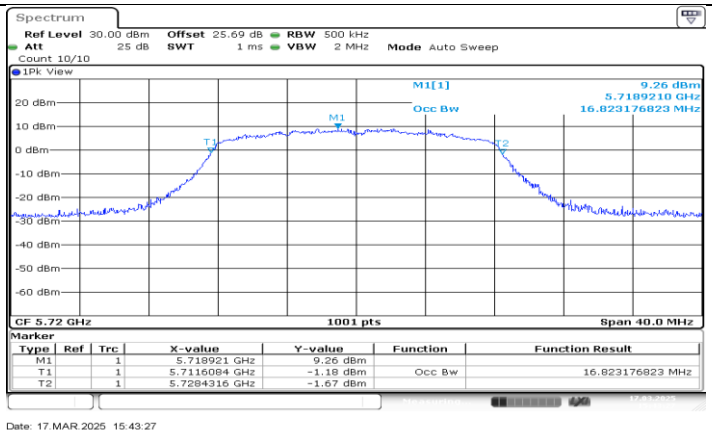

11A_Ant0_5720

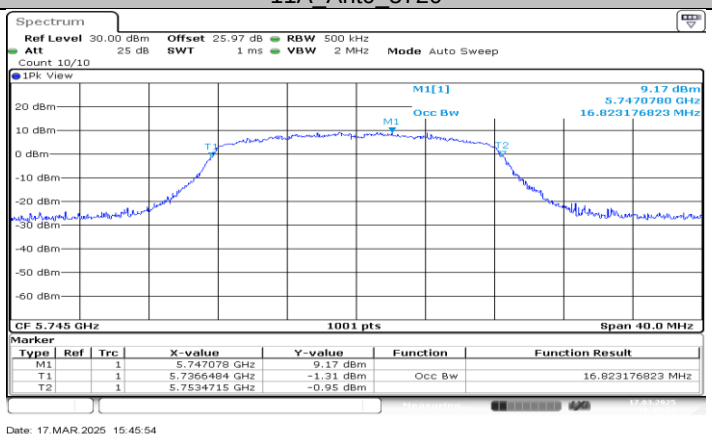

11A_Ant0_5745

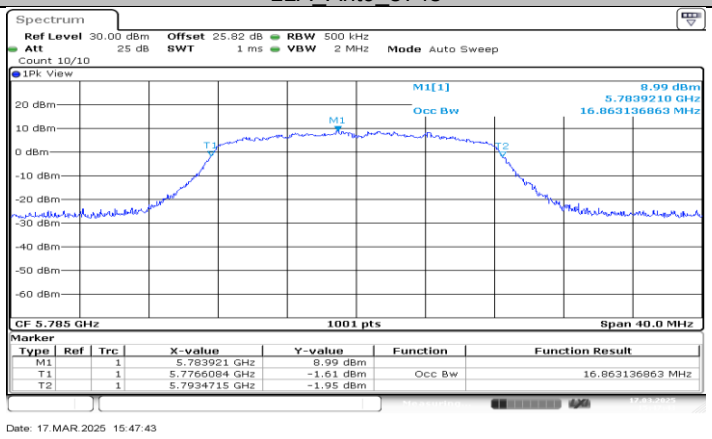

11A_Ant0_5785

This report shall not be reproduced except in full, without the written approval of UL Verification Services (Guangzhou) Co., Ltd, Song Shan Lake Branch.

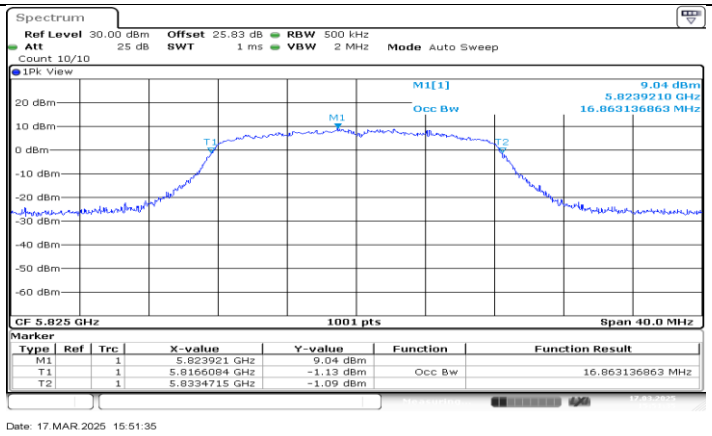

11A_Ant0_5825

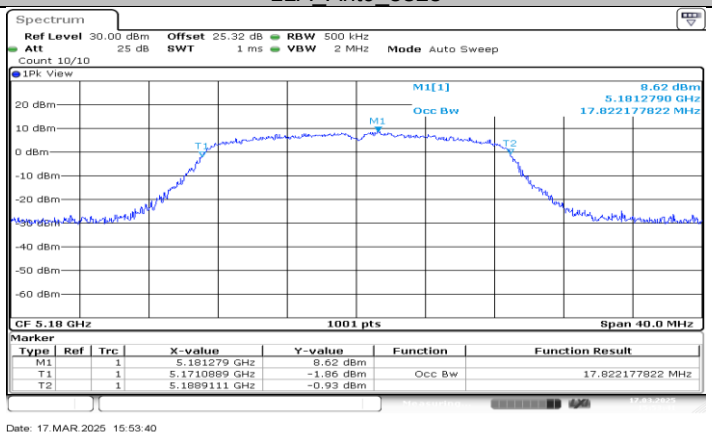

11N20SISO_Ant0_5180

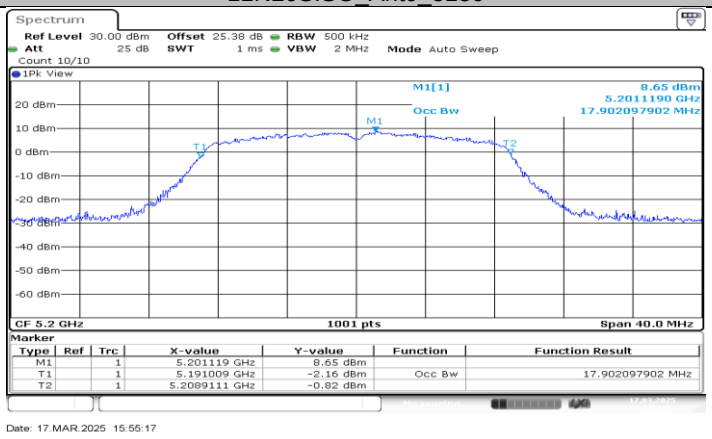

11N20SISO_Ant0_5200

This report shall not be reproduced except in full, without the written approval of UL Verification Services (Guangzhou) Co., Ltd, Song Shan Lake Branch.

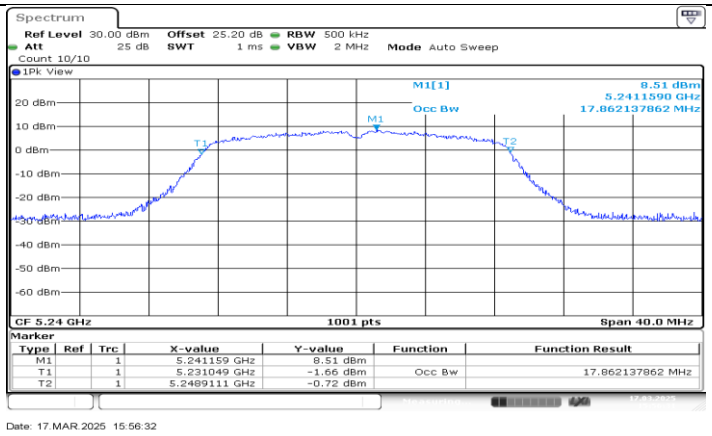

11N20SISO_Ant0_5240

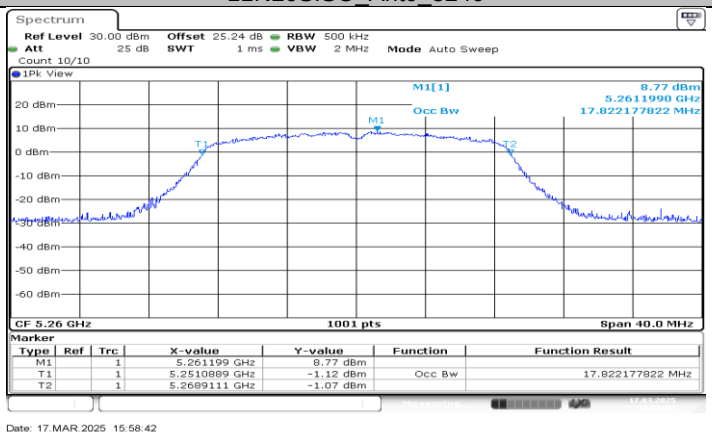

11N20SISO_Ant0_5260

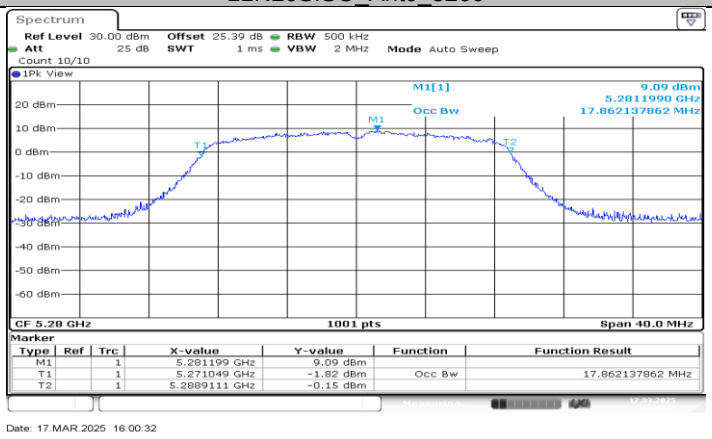

11N20SISO_Ant0_5280

This report shall not be reproduced except in full, without the written approval of UL Verification Services (Guangzhou) Co., Ltd, Song Shan Lake Branch.

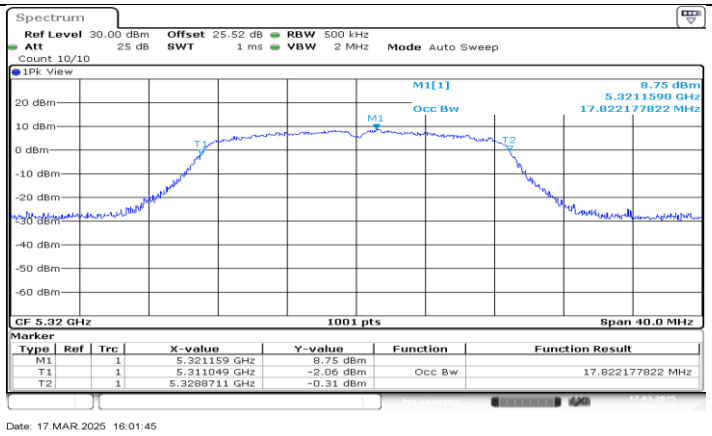

11N20SISO_Ant0_5320

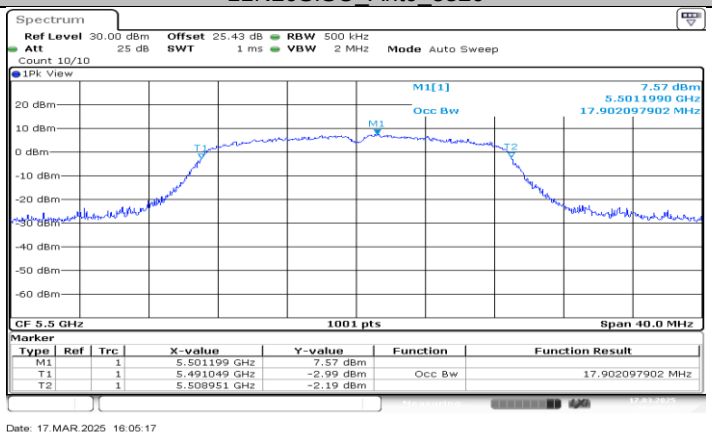

11N20SISO_Ant0_5500

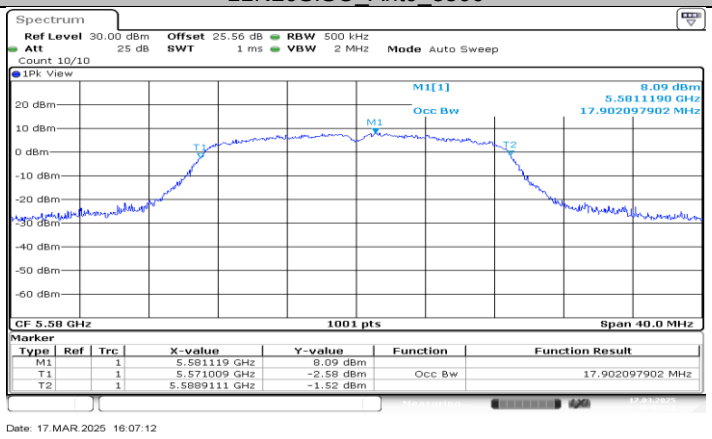

11N20SISO_Ant0_5580

This report shall not be reproduced except in full, without the written approval of UL Verification Services (Guangzhou) Co., Ltd, Song Shan Lake Branch.

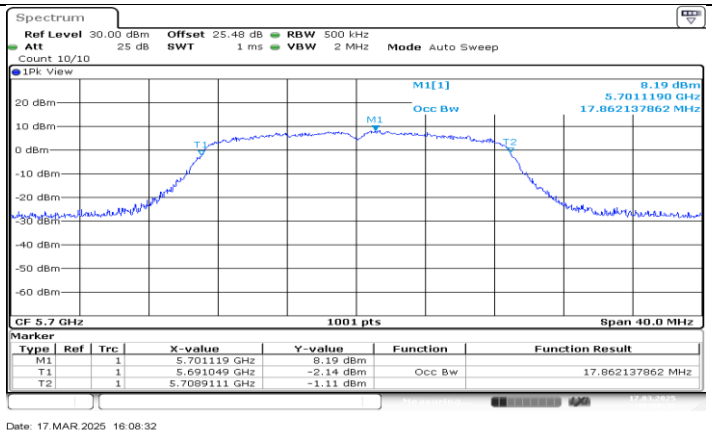

11N20SISO_Ant0_5700

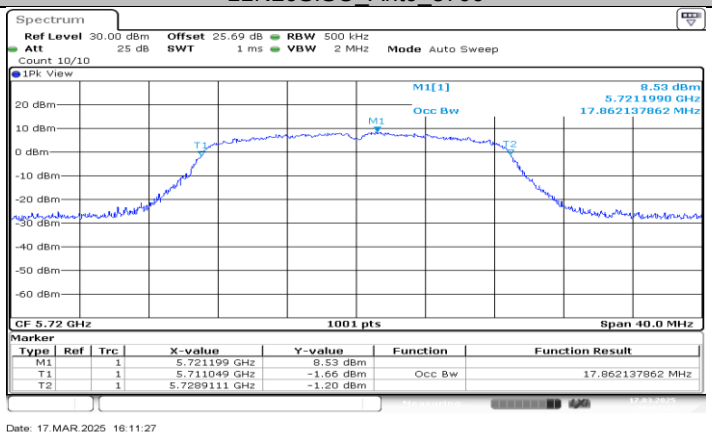

11N20SISO_Ant0_5720

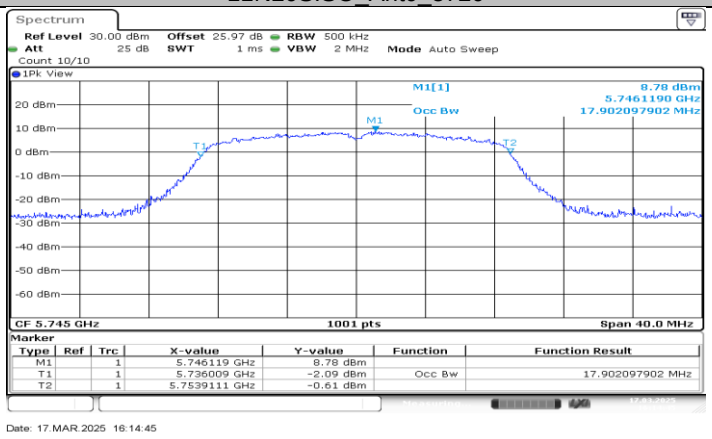

11N20SISO_Ant0_5745

This report shall not be reproduced except in full, without the written approval of UL Verification Services (Guangzhou) Co., Ltd, Song Shan Lake Branch.

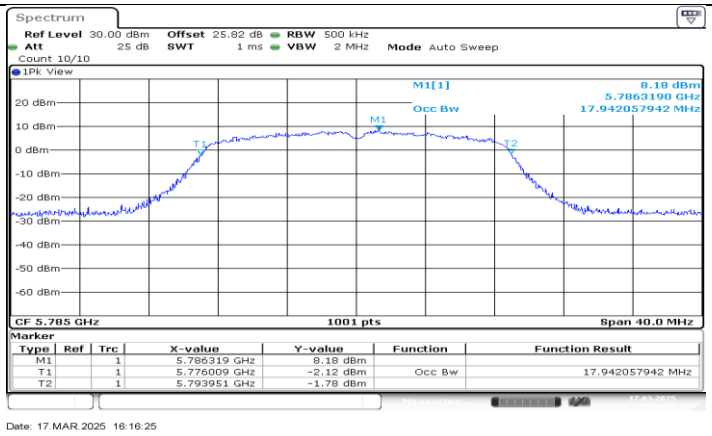

11N20SISO_Ant0_5785

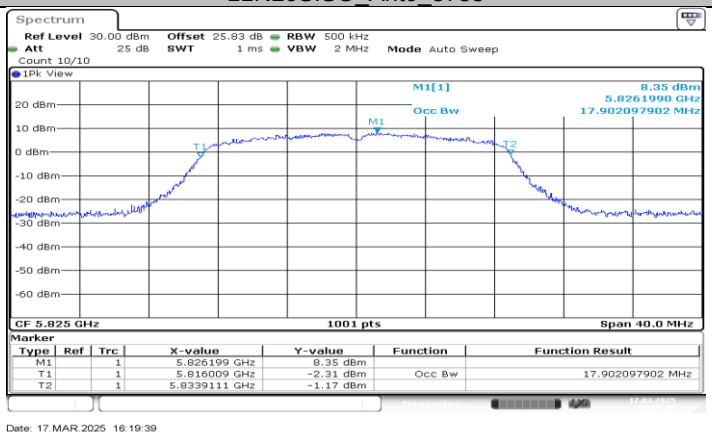

11N20SISO_Ant0_5825

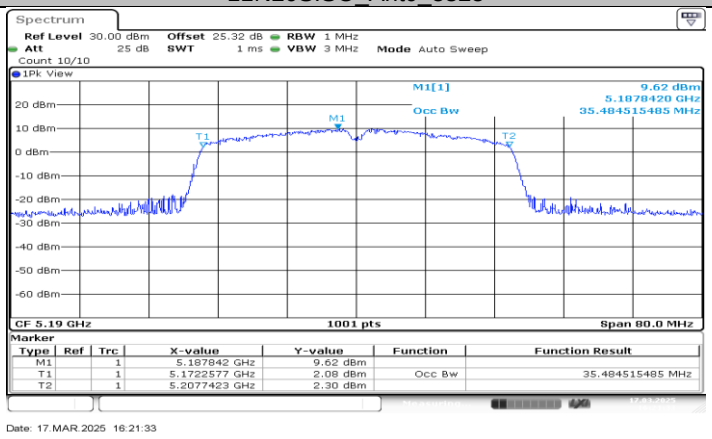

11N40SISO_Ant0_5190

This report shall not be reproduced except in full, without the written approval of UL Verification Services (Guangzhou) Co., Ltd, Song Shan Lake Branch.

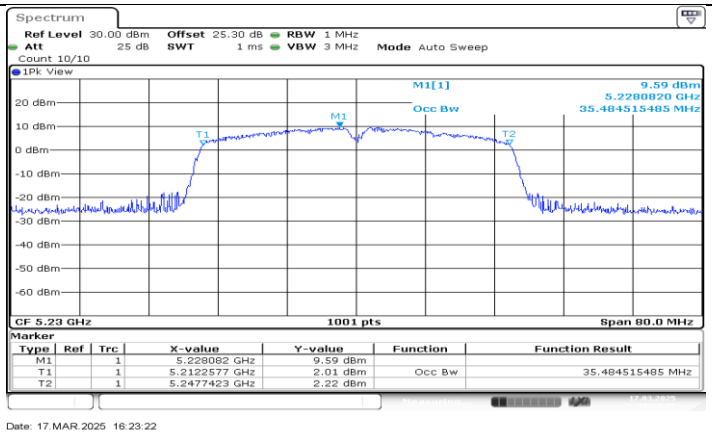

11N40SISO_Ant0_5230

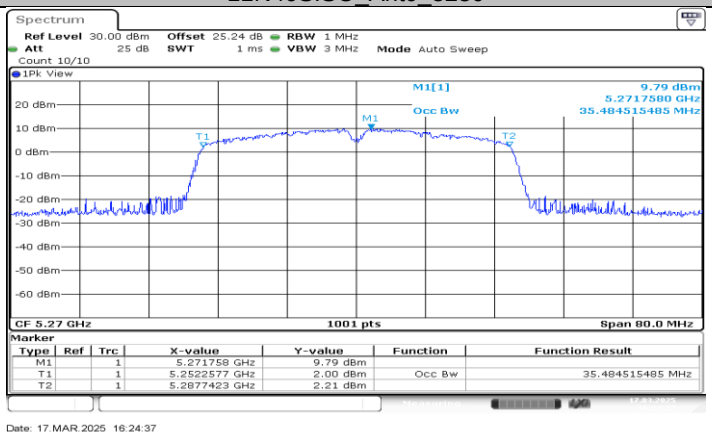

11N40SISO_Ant0_5270

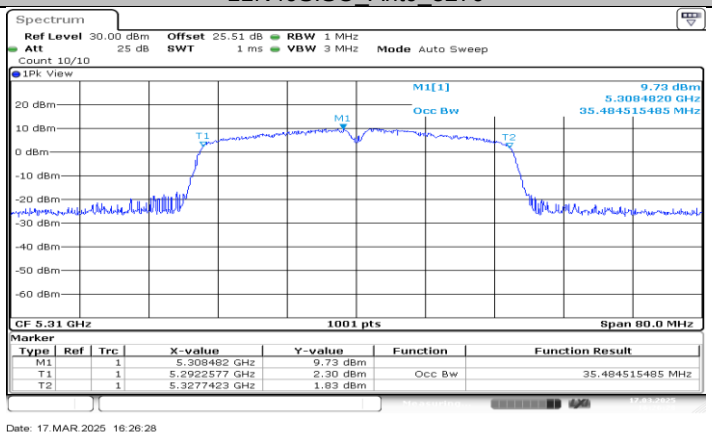

11N40SISO_Ant0_5310

This report shall not be reproduced except in full, without the written approval of UL Verification Services (Guangzhou) Co., Ltd, Song Shan Lake Branch.

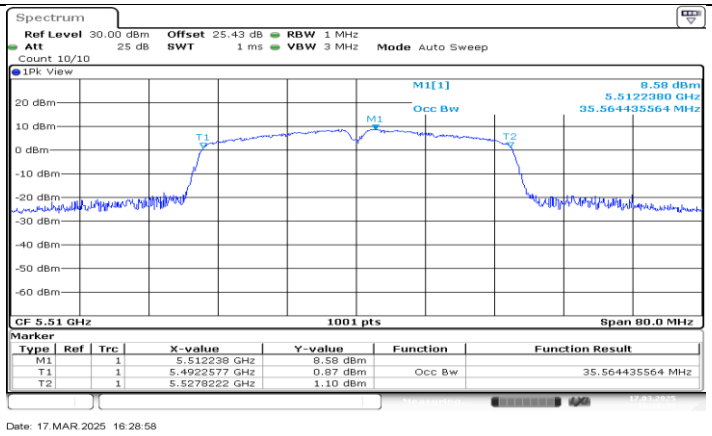

11N40SISO_Ant0_5510

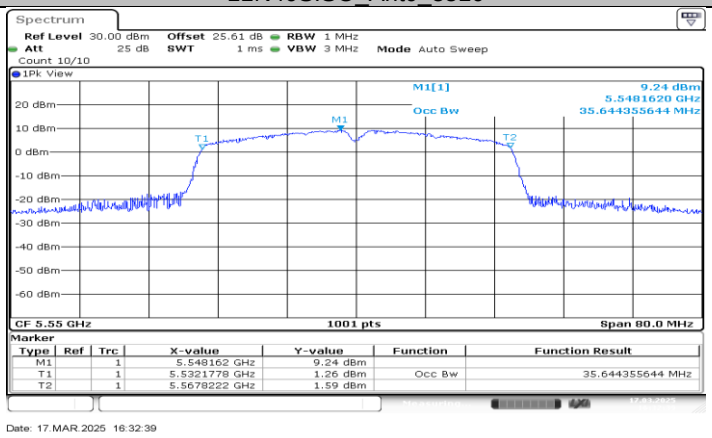

11N40SISO_Ant0_5550

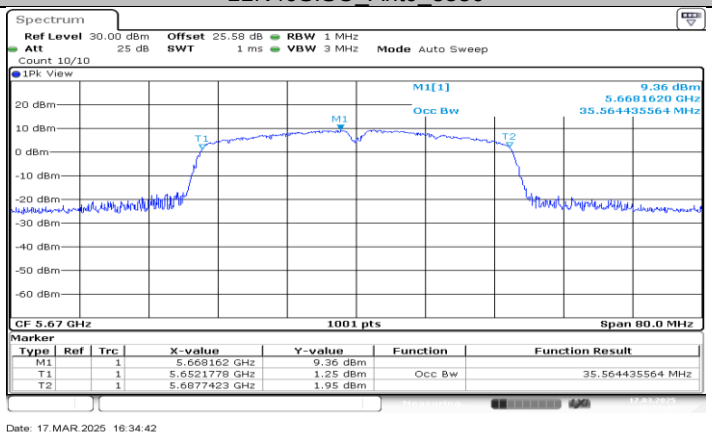

11N40SISO_Ant0_5670

This report shall not be reproduced except in full, without the written approval of UL Verification Services (Guangzhou) Co., Ltd, Song Shan Lake Branch.

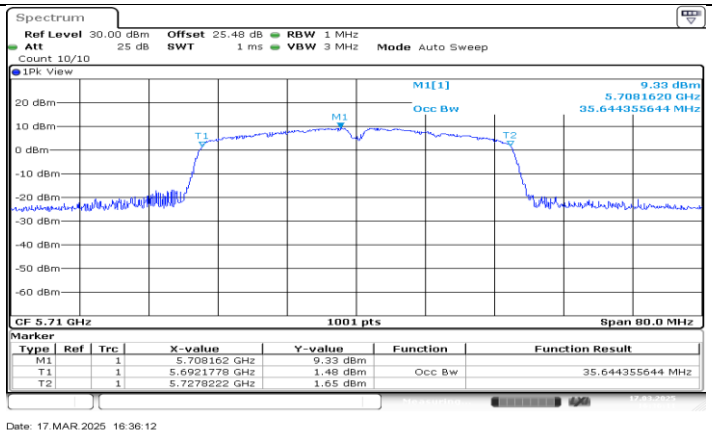

11N40SISO_Ant0_5710

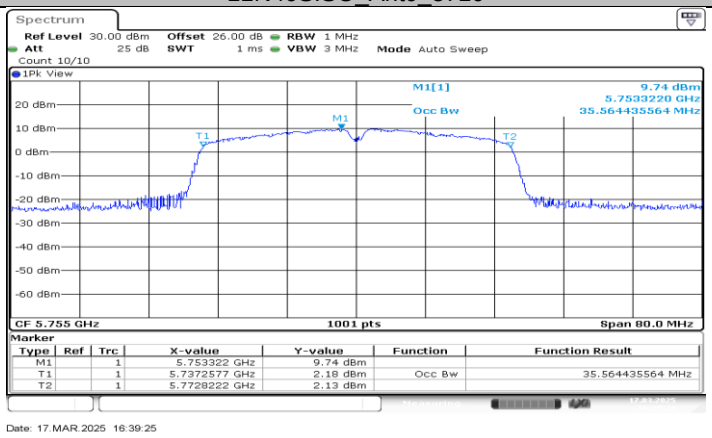

11N40SISO_Ant0_5755

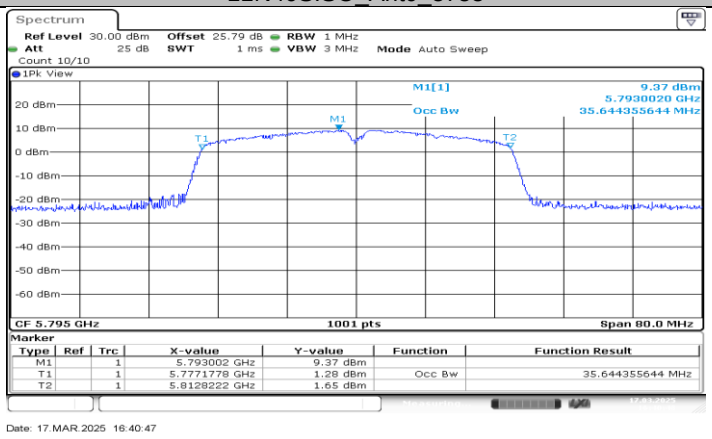

11N40SISO_Ant0_5795

This report shall not be reproduced except in full, without the written approval of UL Verification Services (Guangzhou) Co., Ltd, Song Shan Lake Branch.

11.3. APPENDIX C: MIN EMISSION BANDWIDTH

11.3.1. Test Result

Test Mode	Antenna	Frequency[MHz]	6db EBW [MHz]	FL[MHz]	FH[MHz]	Limit[MHz]	Verdict
11A	Ant0	5720	15.08	5712.44	5727.52	---	---
		5720_UNII-2C	12.56	5712.44	5725	---	---
		5720_UNII-3	2.52	5725	5727.52	≥0.5	PASS
		5745	15.08	5737.44	5752.52	≥0.5	PASS
		5785	16.28	5776.84	5793.12	≥0.5	PASS
		5825	15.12	5817.44	5832.56	≥0.5	PASS
11N20SISO	Ant0	5720	15.08	5712.44	5727.52	---	---
		5720_UNII-2C	12.56	5712.44	5725	---	---
		5720_UNII-3	2.52	5725	5727.52	≥0.5	PASS
		5745	15.68	5737.08	5752.76	≥0.5	PASS
		5785	15.08	5777.44	5792.52	≥0.5	PASS
		5825	15.68	5817.08	5832.76	≥0.5	PASS
11N40SISO	Ant0	5710	35.04	5692.48	5727.52	---	---
		5710_UNII-2C	32.52	5692.48	5725	---	---
		5710_UNII-3	2.52	5725	5727.52	≥0.5	PASS
		5755	33.76	5738.76	5772.52	≥0.5	PASS
		5795	33.84	5778.68	5812.52	≥0.5	PASS

This report shall not be reproduced except in full, without the written approval of UL Verification Services (Guangzhou) Co., Ltd, Song Shan Lake Branch.

11.3.2. Test Graphs

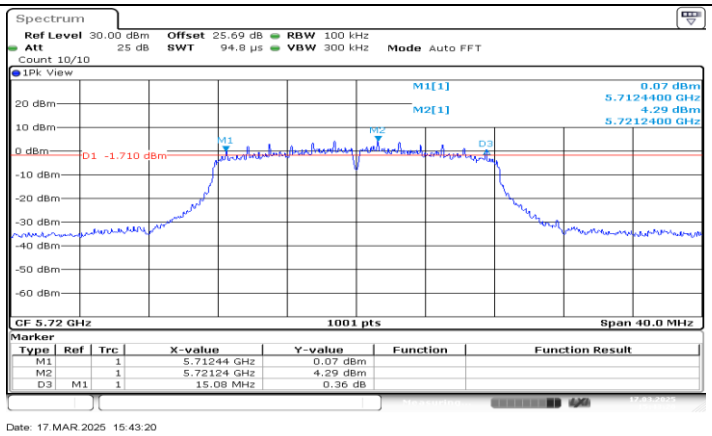

11A_Ant0_5720

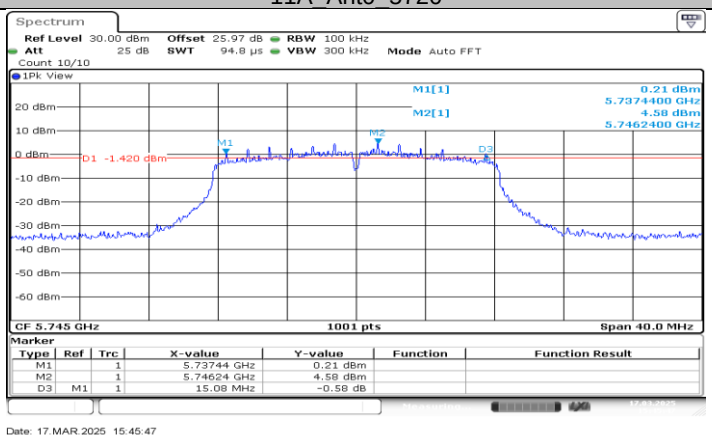

11A_Ant0_5745

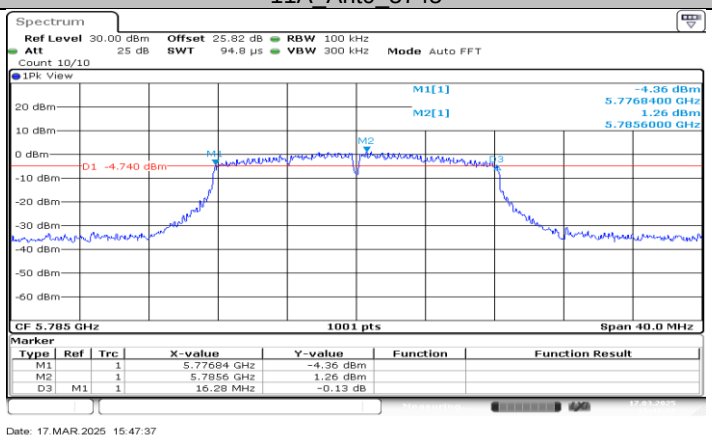

11A_Ant0_5785

This report shall not be reproduced except in full, without the written approval of UL Verification Services (Guangzhou) Co., Ltd, Song Shan Lake Branch.

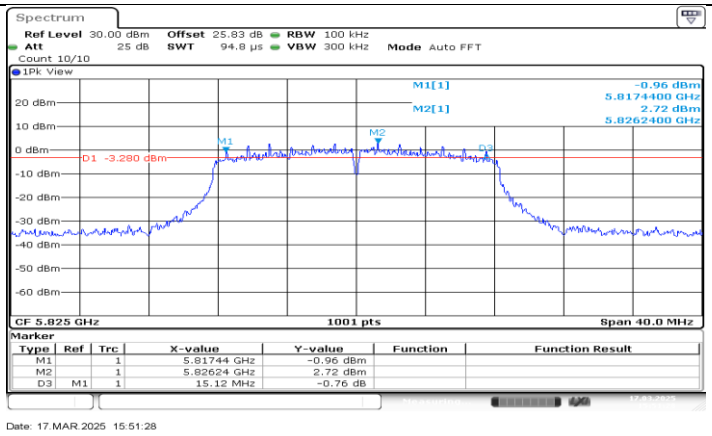

11A_Ant0_5825

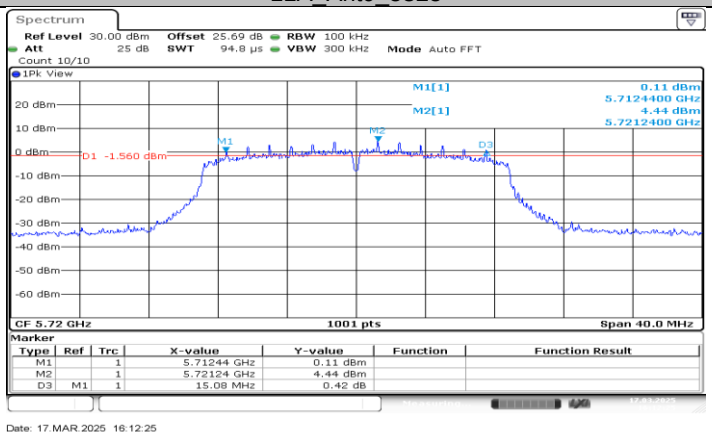

11N20SISO_Ant0_5720

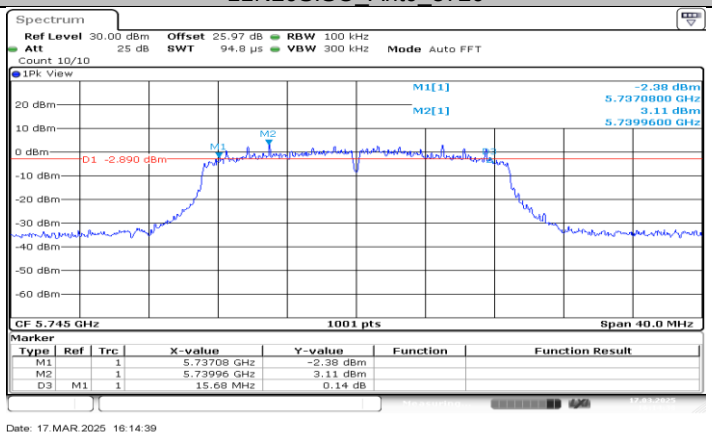

11N20SISO_Ant0_5745

This report shall not be reproduced except in full, without the written approval of UL Verification Services (Guangzhou) Co., Ltd, Song Shan Lake Branch.

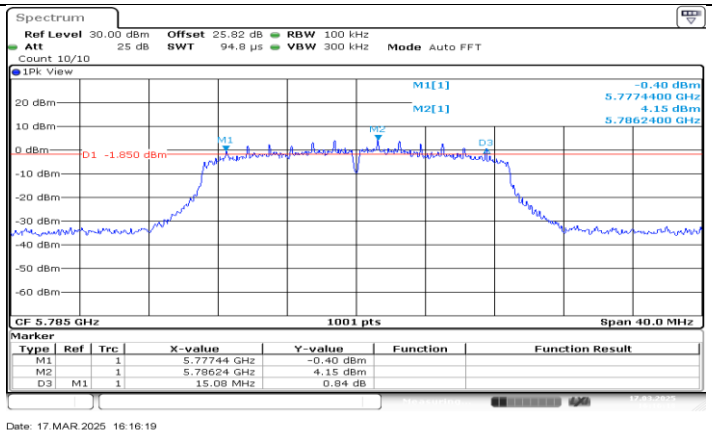

11N20SISO_Ant0_5785

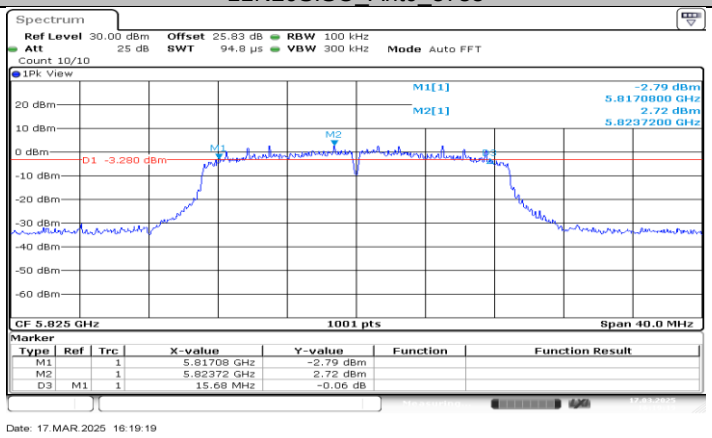

11N20SISO_Ant0_5825

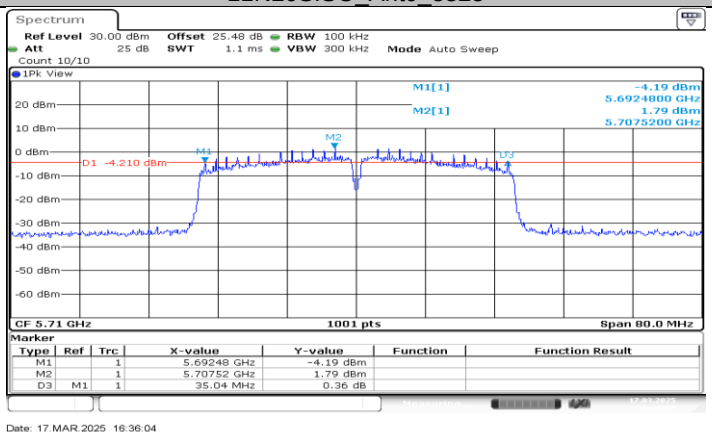

11N40SISO_Ant0_5710

This report shall not be reproduced except in full, without the written approval of UL Verification Services (Guangzhou) Co., Ltd, Song Shan Lake Branch.

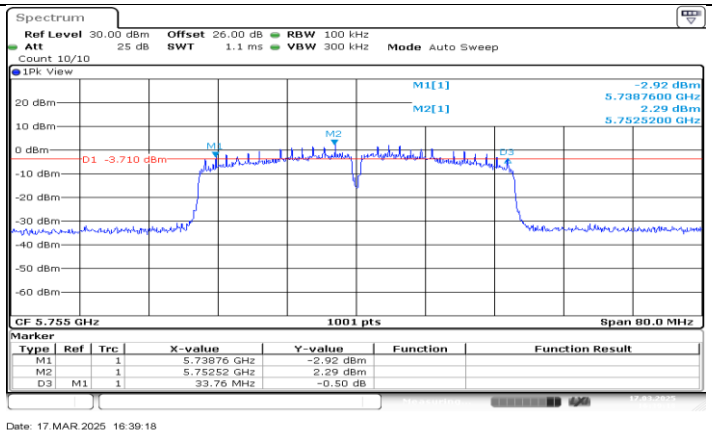

11N40SISO_Ant0_5755

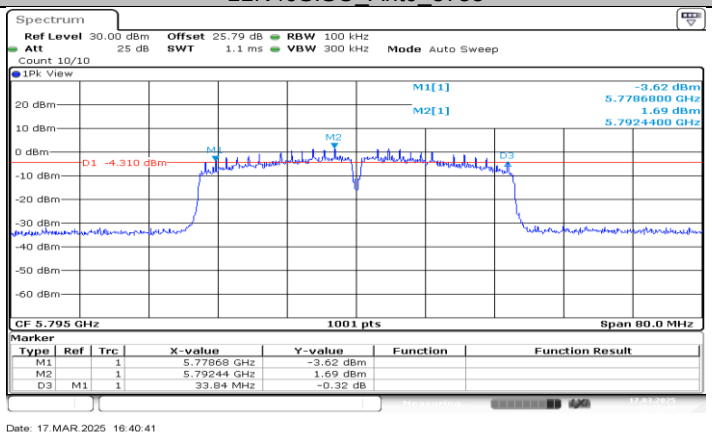

11N40SISO_Ant0_5795

This report shall not be reproduced except in full, without the written approval of UL Verification Services (Guangzhou) Co., Ltd, Song Shan Lake Branch.

11.4. APPENDIX D: MAXIMUM CONDUCTED OUTPUT POWER

11.4.1. Test Result

Test Mode	Antenna	Frequency[MHz]	Power [dBm]	FCC Limit [dBm]	ISED Limit [dBm]	EIRP [dBm]	Limit [dBm]	Verdict
11A	Ant0	5180	14.82	≤23.98	---	16.32	≤22.25	PASS
		5200	14.81	≤23.98	---	16.31	≤22.25	PASS
		5240	14.50	≤23.98	---	16.00	≤22.25	PASS
		5260	14.93	≤23.97	≤23.26	16.43	≤29.26	PASS
		5280	15.06	≤23.89	≤23.26	16.56	≤29.26	PASS
		5320	14.79	≤23.76	≤23.25	16.29	≤29.25	PASS
		5500	14.74	≤23.84	≤23.27	16.24	≤29.27	PASS
		5580	14.47	≤23.89	≤23.28	15.97	≤29.28	PASS
		5700	14.52	≤23.81	≤23.25	16.02	≤29.25	PASS
		5720_UNII-2C	14.15	≤22.61	≤22.27	15.65	≤28.27	PASS
		5720_UNII-3	4.79	≤30.00	≤30.00	6.29	---	PASS
		5745	14.94	≤30.00	≤30.00	16.44	---	PASS
		5785	14.55	≤30.00	≤30.00	16.05	---	PASS
		5825	14.56	≤30.00	≤30.00	16.06	---	PASS
11N20SISO	Ant0	5180	14.68	≤23.98	---	16.18	≤22.51	PASS
		5200	14.64	≤23.98	---	16.14	≤22.53	PASS
		5240	14.38	≤23.98	---	15.88	≤22.52	PASS
		5260	14.83	≤23.98	≤23.51	16.33	≤29.51	PASS
		5280	14.93	≤23.90	≤23.52	16.43	≤29.52	PASS
		5320	14.63	≤23.98	≤23.51	16.13	≤29.51	PASS
		5500	14.70	≤23.98	≤23.53	16.20	≤29.53	PASS
		5580	14.32	≤23.98	≤23.53	15.82	≤29.53	PASS
		5700	14.31	≤23.98	≤23.52	15.81	≤29.52	PASS
		5720_UNII-2C	13.90	≤22.71	≤22.45	15.40	≤28.45	PASS
		5720_UNII-3	4.88	≤30.00	≤30.00	6.38	---	PASS
		5745	14.86	≤30.00	≤30.00	16.36	---	PASS
		5785	14.43	≤30.00	≤30.00	15.93	---	PASS
		5825	14.43	≤30.00	≤30.00	15.93	---	PASS
11N40SISO	Ant0	5190	14.64	≤23.98	---	16.14	≤23.00	PASS
		5230	14.55	≤23.98	---	16.05	≤23.00	PASS
		5270	14.87	≤23.98	≤23.98	16.37	≤30.00	PASS
		5310	14.76	≤23.98	≤23.98	16.26	≤30.00	PASS
		5510	14.83	≤23.98	≤23.98	16.33	≤30.00	PASS
		5550	14.36	≤23.98	≤23.98	15.86	≤30.00	PASS
		5670	14.43	≤23.98	≤23.98	15.93	≤30.00	PASS
		5710_UNII-2C	14.21	≤23.98	≤23.98	15.71	≤30.00	PASS
		5710_UNII-3	-1.82	≤30.00	≤30.00	-0.32	---	PASS
		5755	14.91	≤30.00	≤30.00	16.41	---	PASS
		5795	14.43	≤30.00	≤30.00	15.93	---	PASS

Note：The Duty Cycle Factor is compensated in the graph.

This report shall not be reproduced except in full, without the written approval of UL Verification Services (Guangzhou) Co., Ltd, Song Shan Lake Branch.

11.4.2. Test Graphs

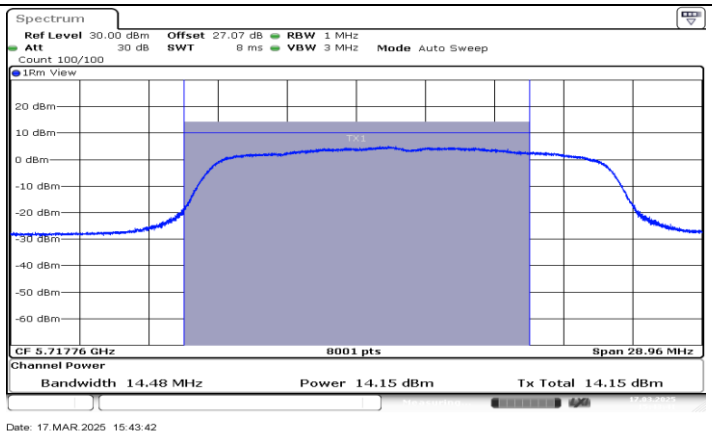

11A_Ant0_5720_UNII-2C

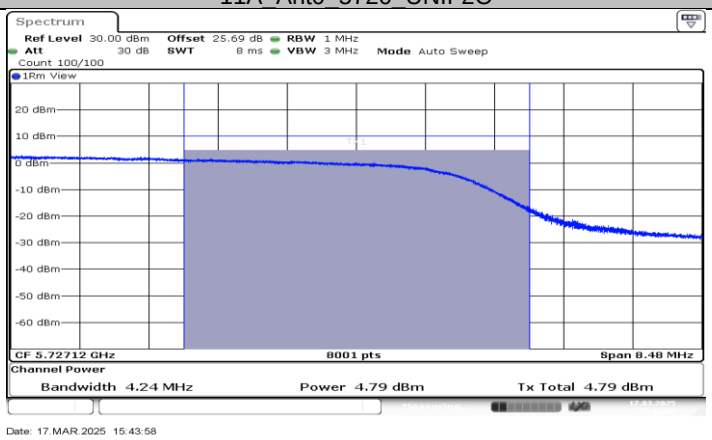

11A_Ant0_5720_UNII-3

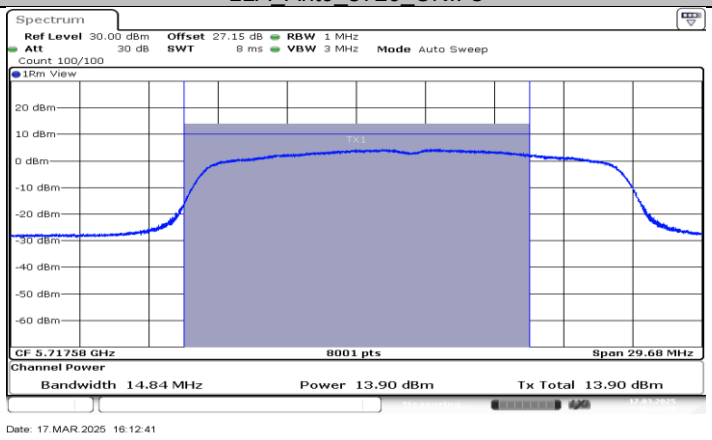

11N20SISO_Ant0_5720_UNII-2C

This report shall not be reproduced except in full, without the written approval of UL Verification Services (Guangzhou) Co., Ltd, Song Shan Lake Branch.

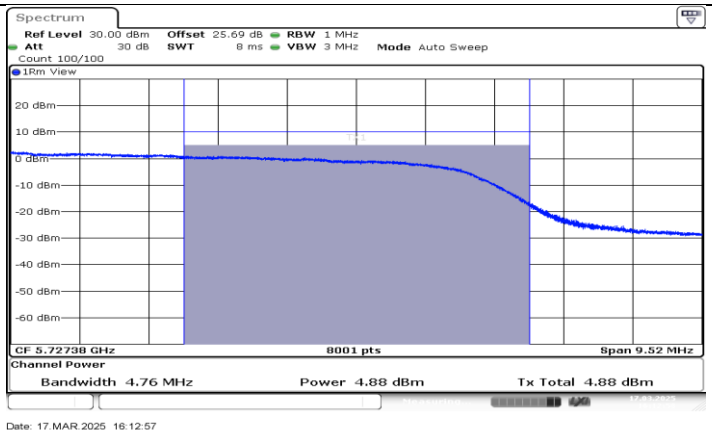

11N20SISO_Ant0_5720_UNII-3

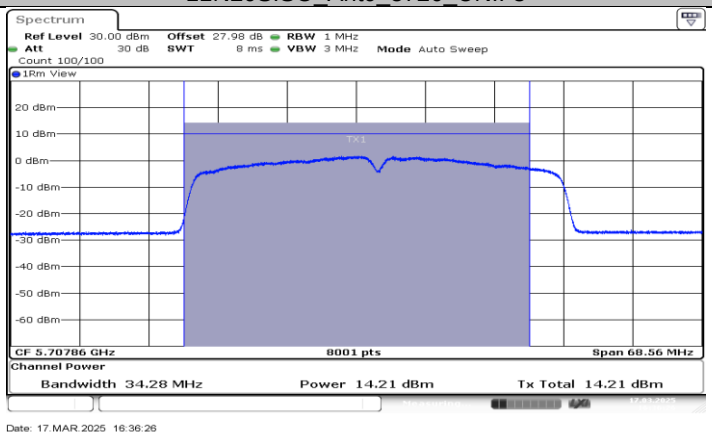

11N40SISO_Ant0_5710_UNII-2C

11N40SISO_Ant0_5710_UNII-3

This report shall not be reproduced except in full, without the written approval of UL Verification Services (Guangzhou) Co., Ltd, Song Shan Lake Branch.

11.5. APPENDIX E: MAXIMUM POWER SPECTRAL DENSITY

11.5.1. Test Result

Test Mode	Antenna	Frequency[MHz]	Power [dBm/MHz]	Limit [dBm/MHz]	EIRP [dBm/MHz]	Limit [dBm/MHz]	Verdict
11A	Ant0	5180	4.42	≤11.00	5.92	≤10.00	PASS
		5200	4.54	≤11.00	6.04	≤10.00	PASS
		5240	4.21	≤11.00	5.71	≤10.00	PASS
		5260	4.72	≤11.00	6.22	---	PASS
		5280	4.93	≤11.00	6.43	---	PASS
		5320	4.55	≤11.00	6.05	---	PASS
		5500	4.71	≤11.00	6.21	---	PASS
		5580	4.23	≤11.00	5.73	---	PASS
		5700	4.55	≤11.00	6.05	---	PASS
		5720_UNII-2C	4.67	≤11.00	6.17	---	PASS
		5720_UNII-3	-0.42	≤30.00	1.08	---	PASS
		5745	2.22	≤30.00	3.72	---	PASS
		5785	1.86	≤30.00	3.36	---	PASS
		5825	1.60	≤30.00	3.10	---	PASS
11N20SISO	Ant0	5180	4.50	≤11.00	6.00	≤10.00	PASS
		5200	4.15	≤11.00	5.65	≤10.00	PASS
		5240	4.02	≤11.00	5.52	≤10.00	PASS
		5260	4.40	≤11.00	5.90	---	PASS
		5280	4.52	≤11.00	6.02	---	PASS
		5320	4.18	≤11.00	5.68	---	PASS
		5500	4.36	≤11.00	5.86	---	PASS
		5580	3.95	≤11.00	5.45	---	PASS
		5700	4.05	≤11.00	5.55	---	PASS
		5720_UNII-2C	4.37	≤11.00	5.87	---	PASS
		5720_UNII-3	-0.76	≤30.00	0.74	---	PASS
		5745	1.75	≤30.00	3.25	---	PASS
		5785	1.46	≤30.00	2.96	---	PASS
		5825	1.42	≤30.00	2.92	---	PASS
11N40SISO	Ant0	5190	1.29	≤11.00	2.79	≤10.00	PASS
		5230	1.33	≤11.00	2.83	≤10.00	PASS
		5270	1.59	≤11.00	3.09	---	PASS
		5310	1.97	≤11.00	3.47	---	PASS
		5510	2.12	≤11.00	3.62	---	PASS
		5550	1.35	≤11.00	2.85	---	PASS
		5670	1.54	≤11.00	3.04	---	PASS
		5710_UNII-2C	1.03	≤11.00	2.53	---	PASS
		5710_UNII-3	-5.74	≤30.00	-4.24	---	PASS
		5755	-0.88	≤30.00	0.62	---	PASS
		5795	-1.11	≤30.00	0.39	---	PASS

Note：1.The Result and Limit Unit is dBm/500 kHz in the band 5.725–5.85 GHz.
2.The Duty Cycle Factor and RBW Factor is compensated in the graph.

This report shall not be reproduced except in full, without the written approval of UL Verification Services (Guangzhou) Co., Ltd, Song Shan Lake Branch.

11.5.2. Test Graphs

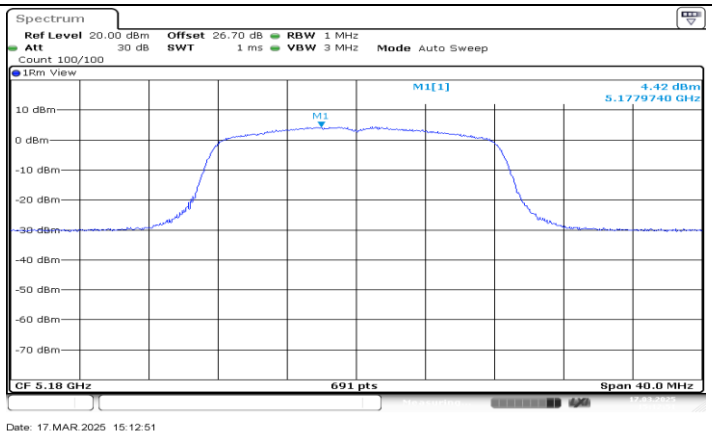

11A_Ant0_5180

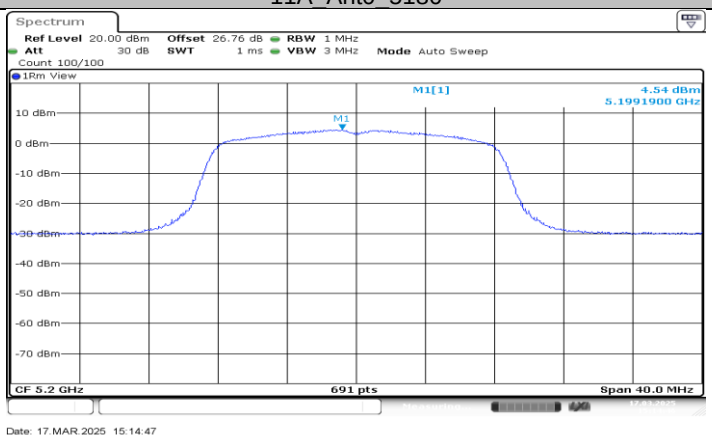

11A_Ant0_5200

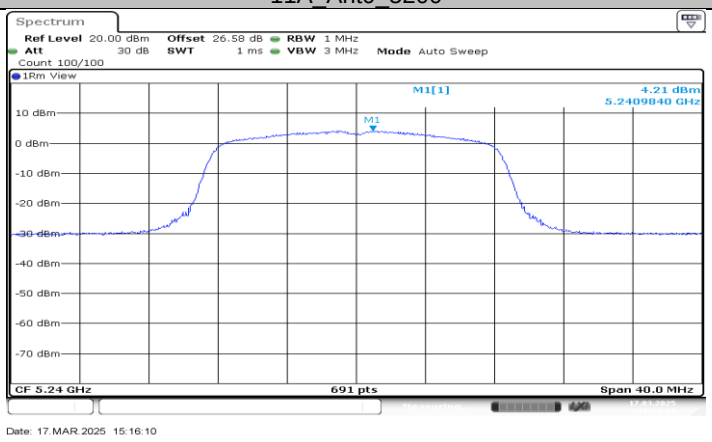

11A_Ant0_5240

This report shall not be reproduced except in full, without the written approval of UL Verification Services (Guangzhou) Co., Ltd, Song Shan Lake Branch.

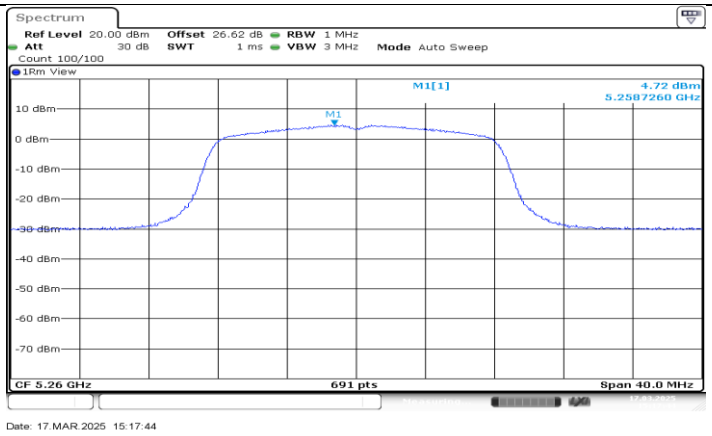

11A_Ant0_5260

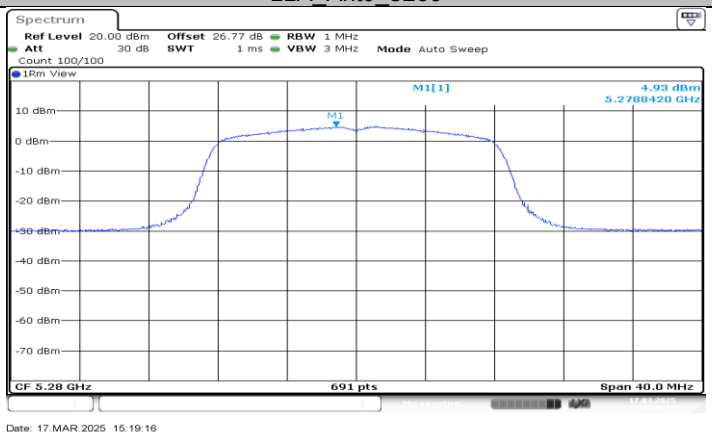

11A_Ant0_5280

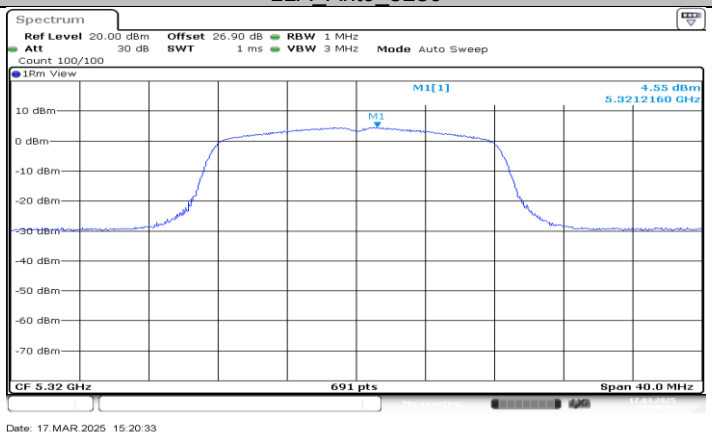

11A_Ant0_5320

This report shall not be reproduced except in full, without the written approval of UL Verification Services (Guangzhou) Co., Ltd, Song Shan Lake Branch.

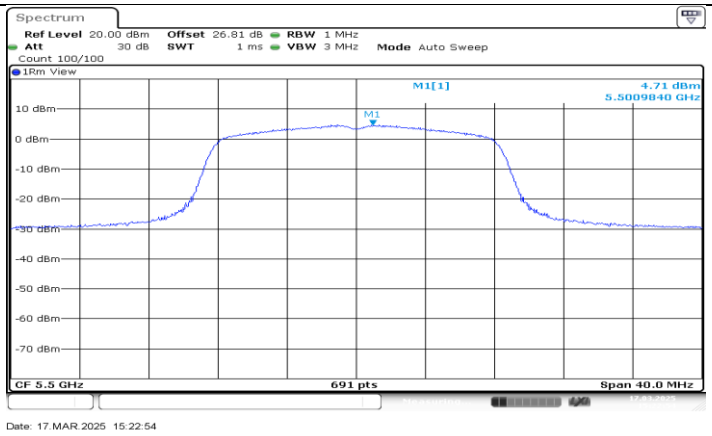

11A_Ant0_5500

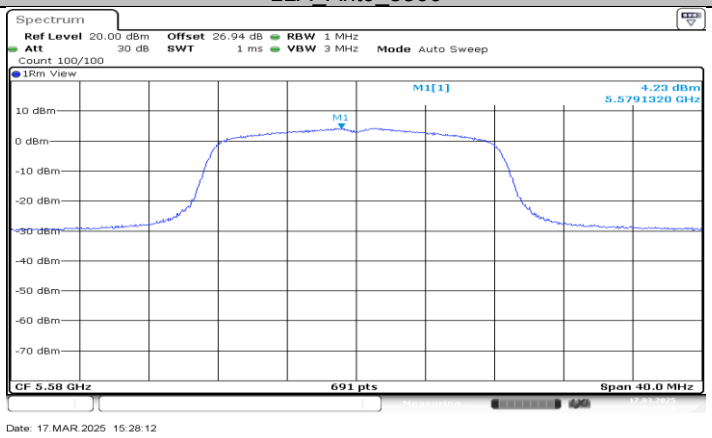

11A_Ant0_5580

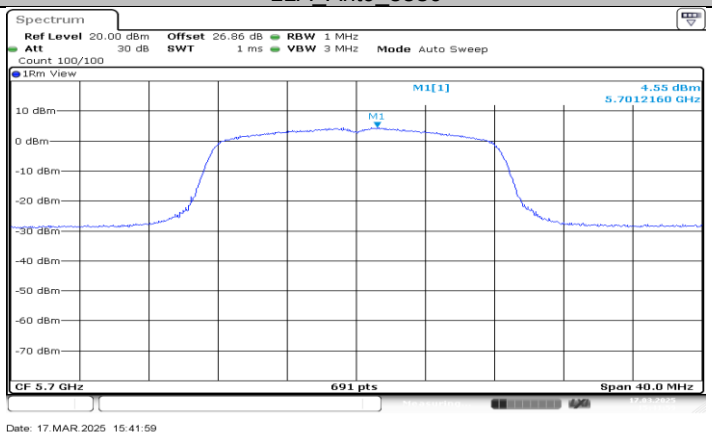

11A_Ant0_5700

This report shall not be reproduced except in full, without the written approval of UL Verification Services (Guangzhou) Co., Ltd, Song Shan Lake Branch.

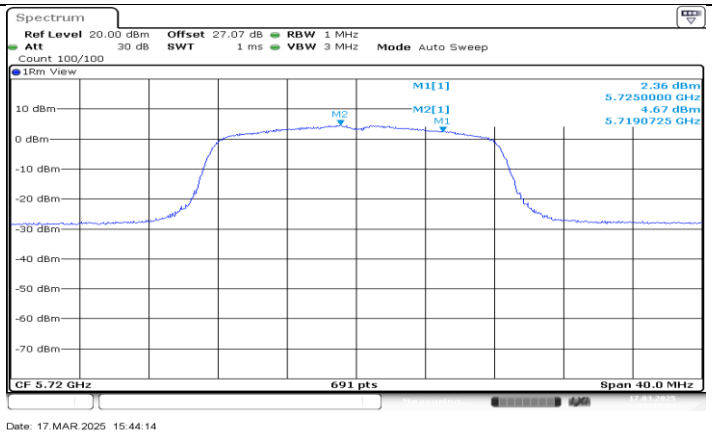

11A_Ant0_5720_UNII-2C

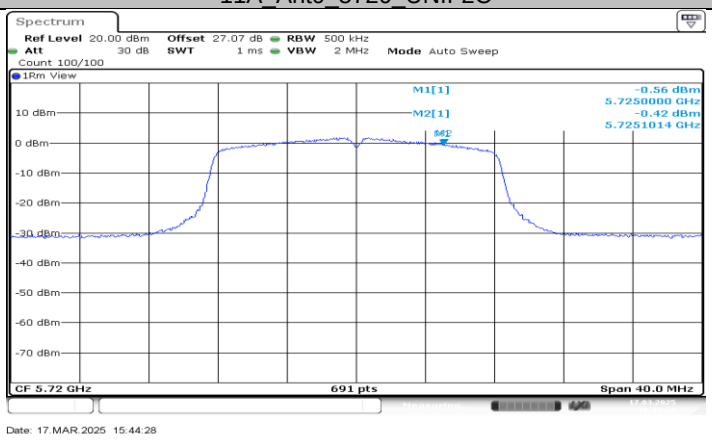

11A_Ant0_5720_UNII-3

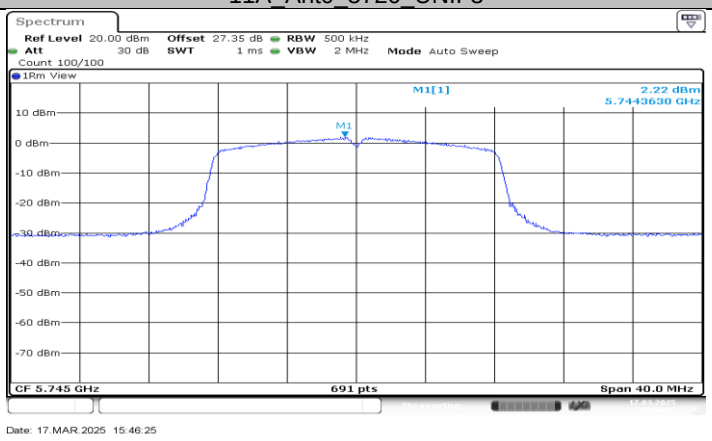

11A_Ant0_5745

This report shall not be reproduced except in full, without the written approval of UL Verification Services (Guangzhou) Co., Ltd, Song Shan Lake Branch.

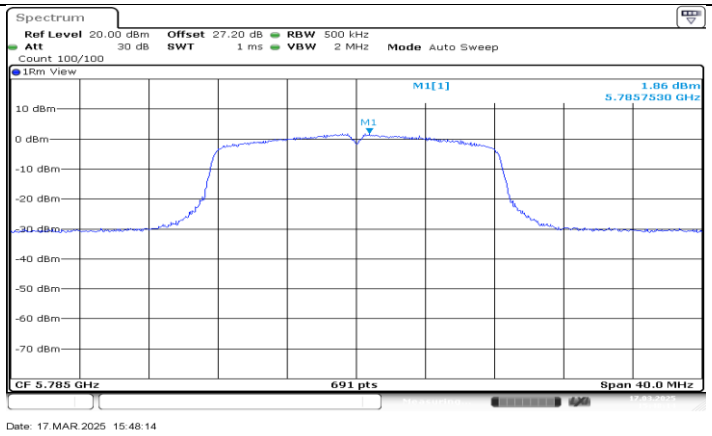

11A_Ant0_5785

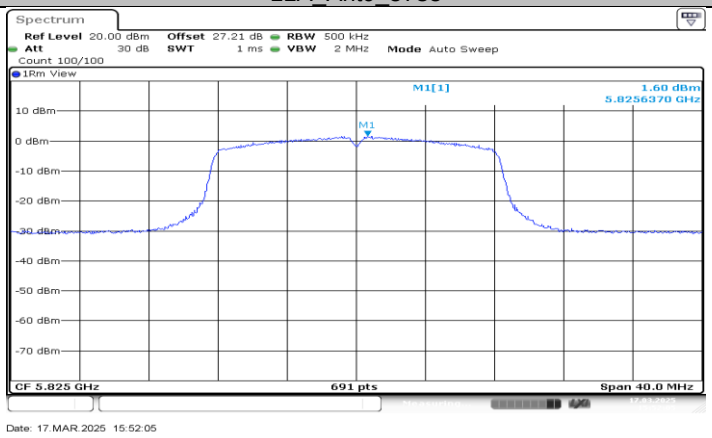

11A_Ant0_5825

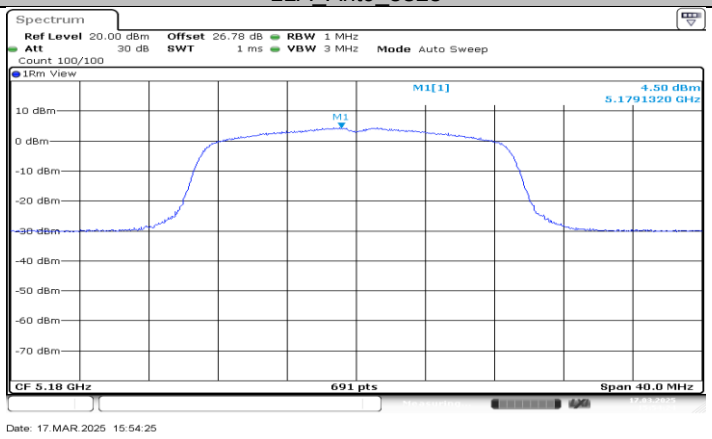

11N20SISO_Ant0_5180

This report shall not be reproduced except in full, without the written approval of UL Verification Services (Guangzhou) Co., Ltd, Song Shan Lake Branch.

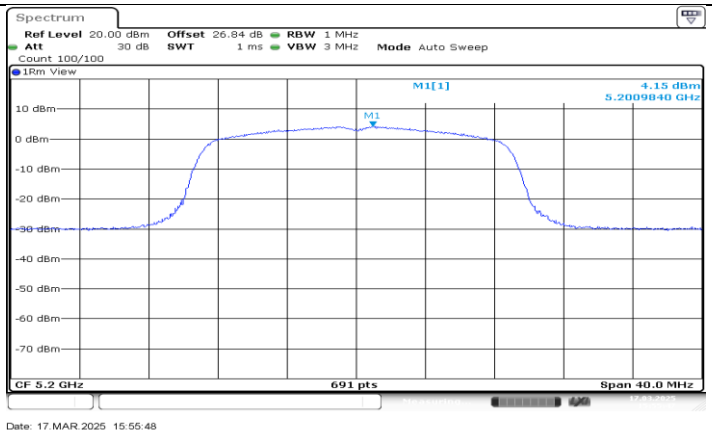

11N20SISO_Ant0_5200

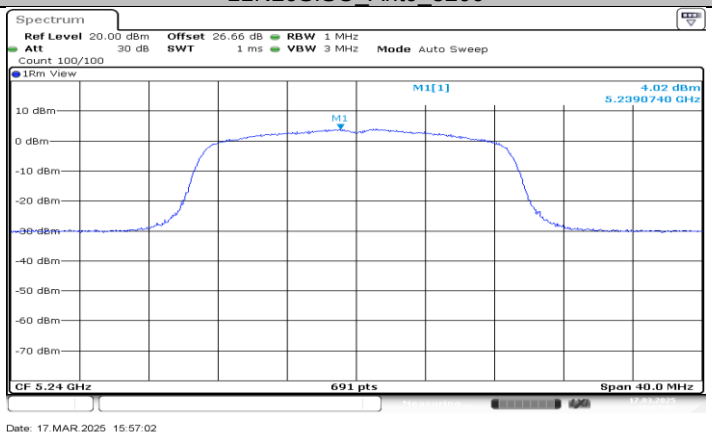

11N20SISO_Ant0_5240

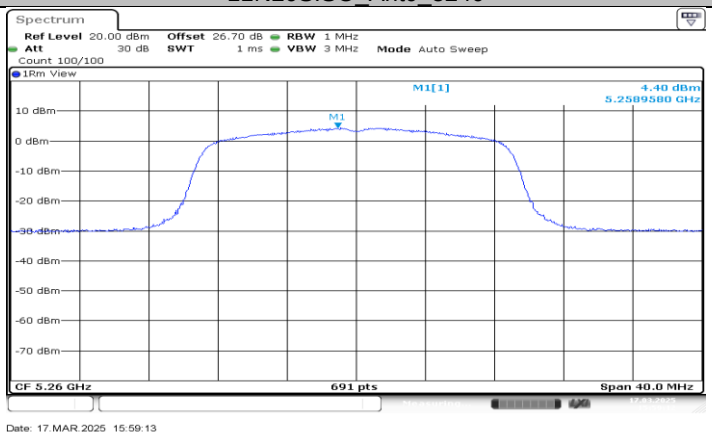

11N20SISO_Ant0_5260

This report shall not be reproduced except in full, without the written approval of UL Verification Services (Guangzhou) Co., Ltd, Song Shan Lake Branch.

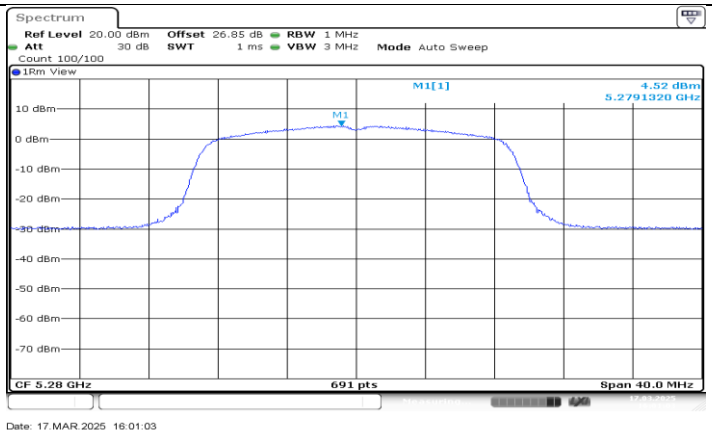

11N20SISO_Ant0_5280

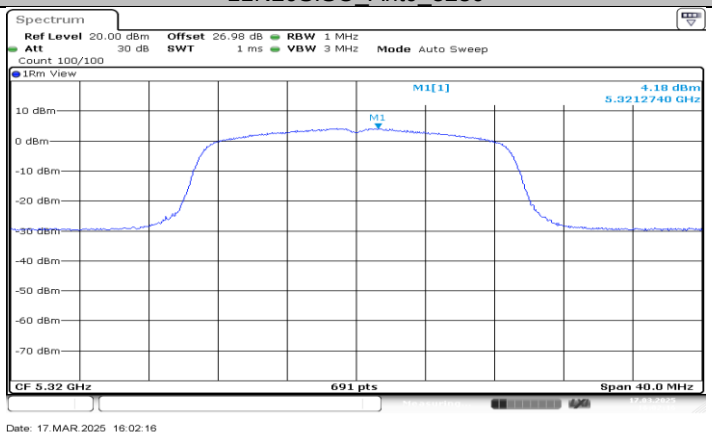

11N20SISO_Ant0_5320

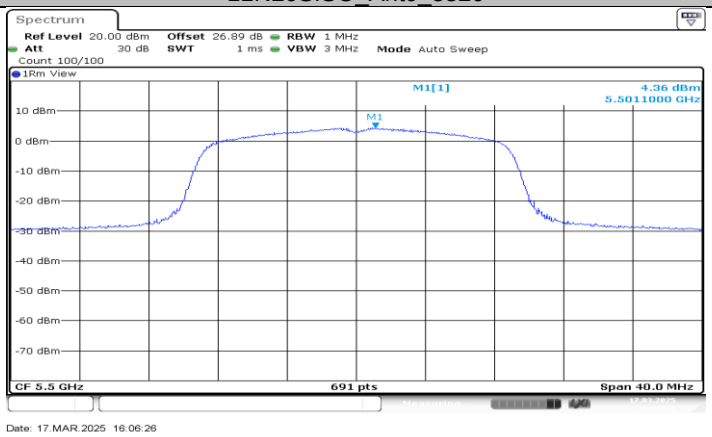

11N20SISO_Ant0_5500

This report shall not be reproduced except in full, without the written approval of UL Verification Services (Guangzhou) Co., Ltd, Song Shan Lake Branch.

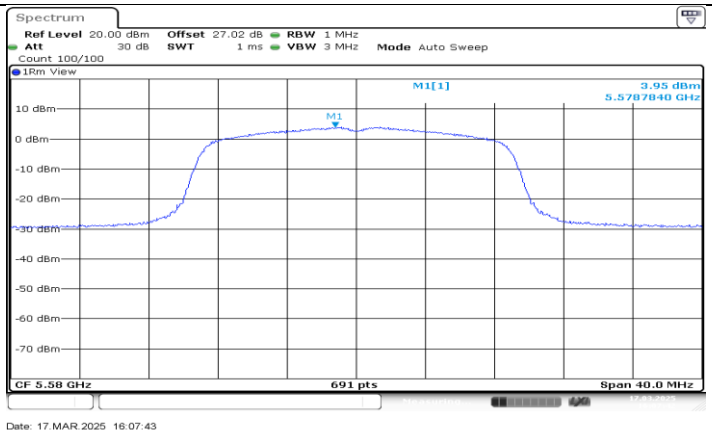

11N20SISO_Ant0_5580

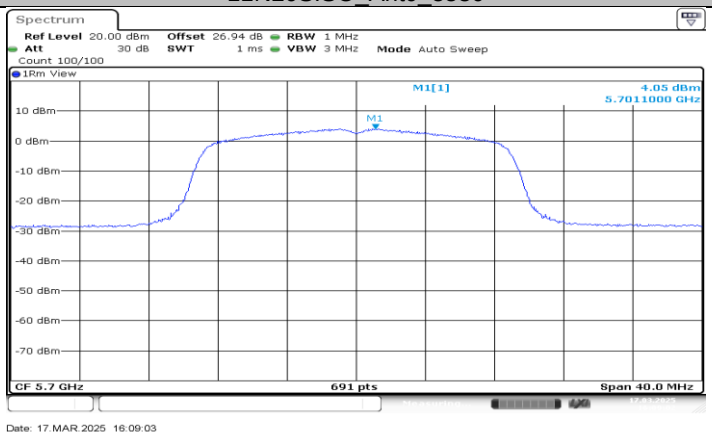

11N20SISO_Ant0_5700

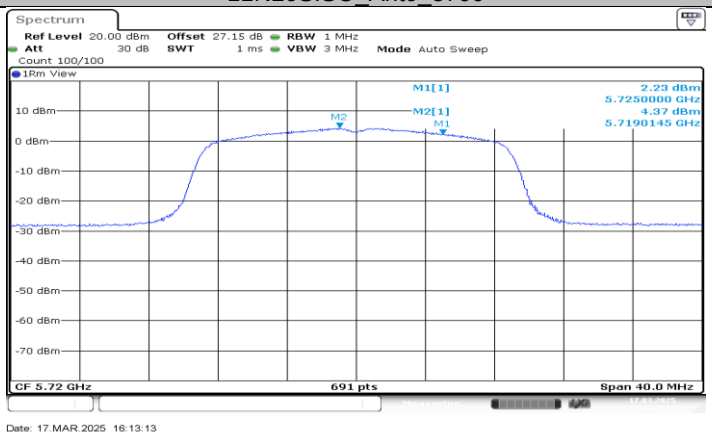

11N20SISO_Ant0_5720_UNII-2C

This report shall not be reproduced except in full, without the written approval of UL Verification Services (Guangzhou) Co., Ltd, Song Shan Lake Branch.

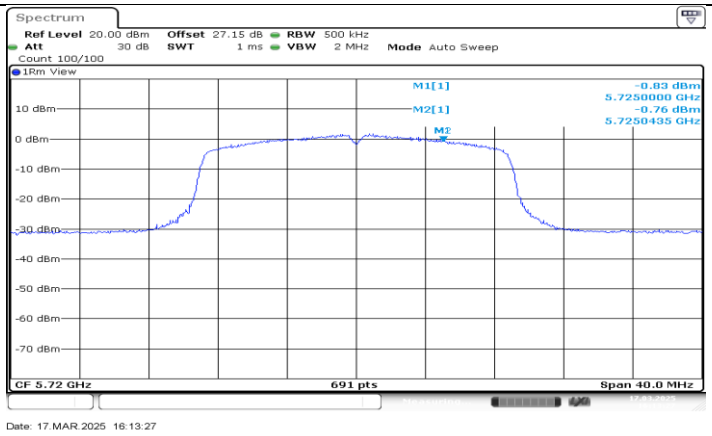

11N20SISO_Ant0_5720_UNII-3

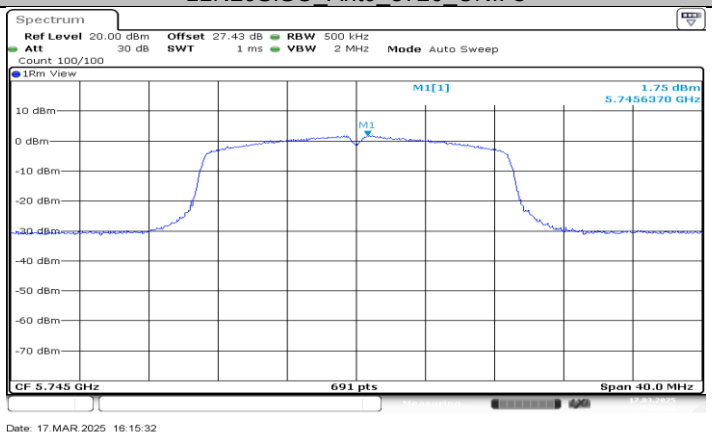

11N20SISO_Ant0_5745

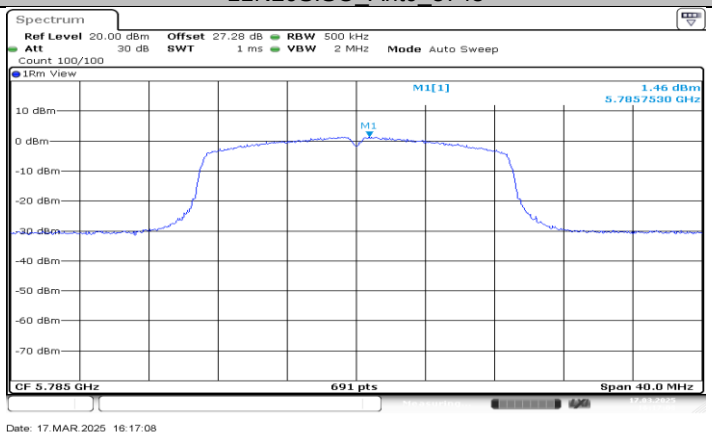

11N20SISO_Ant0_5785

This report shall not be reproduced except in full, without the written approval of UL Verification Services (Guangzhou) Co., Ltd, Song Shan Lake Branch.

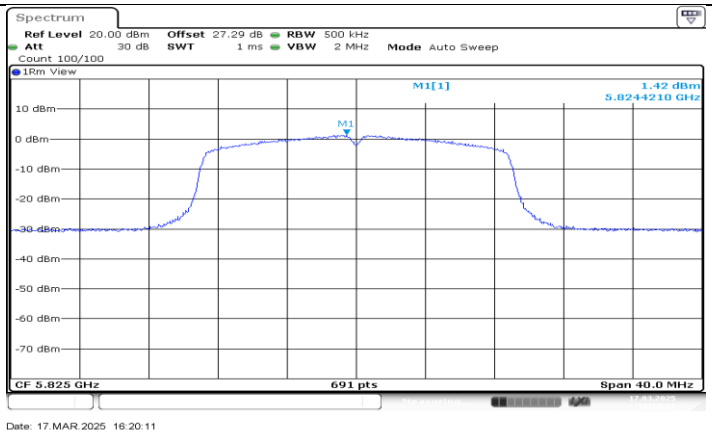

11N20SISO_Ant0_5825

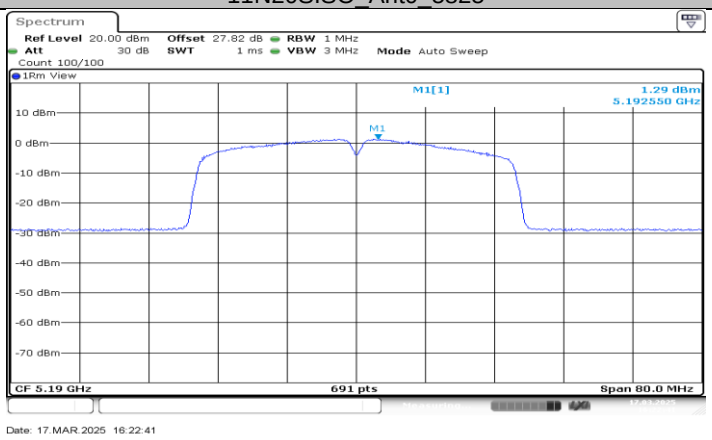

11N40SISO_Ant0_5190

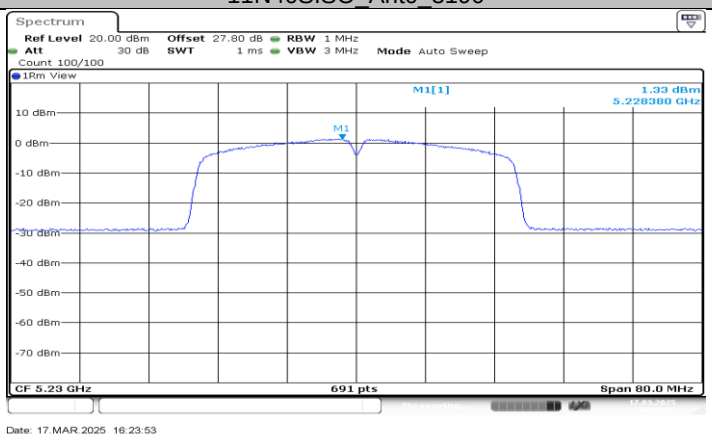

11N40SISO_Ant0_5230

This report shall not be reproduced except in full, without the written approval of UL Verification Services (Guangzhou) Co., Ltd, Song Shan Lake Branch.

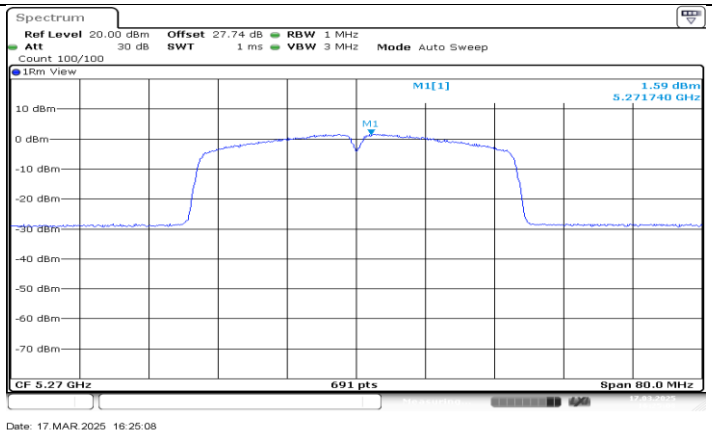

11N40SISO_Ant0_5270

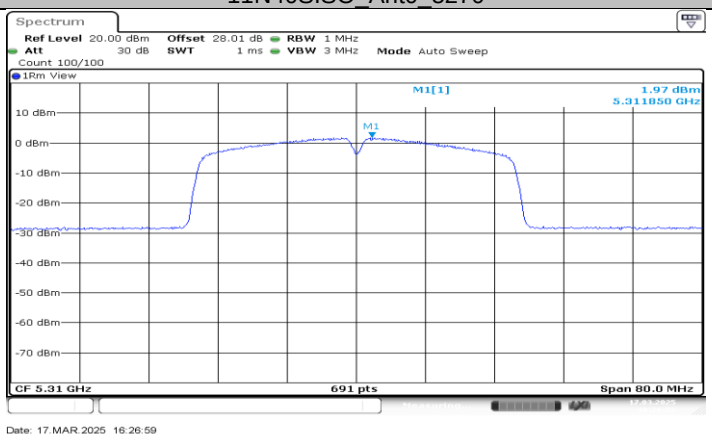

11N40SISO_Ant0_5310

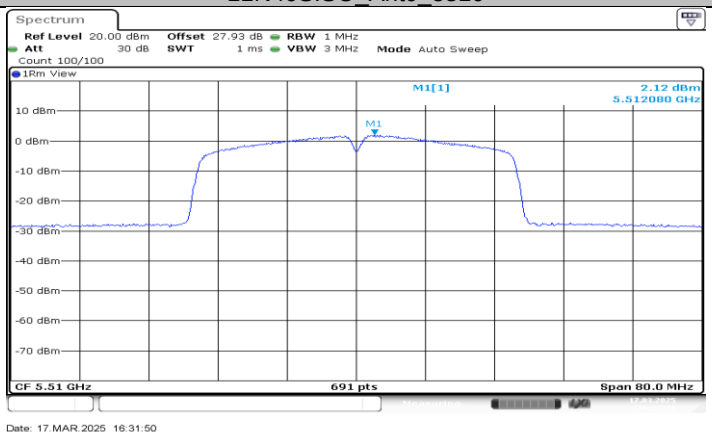

11N40SISO_Ant0_5510

This report shall not be reproduced except in full, without the written approval of UL Verification Services (Guangzhou) Co., Ltd, Song Shan Lake Branch.

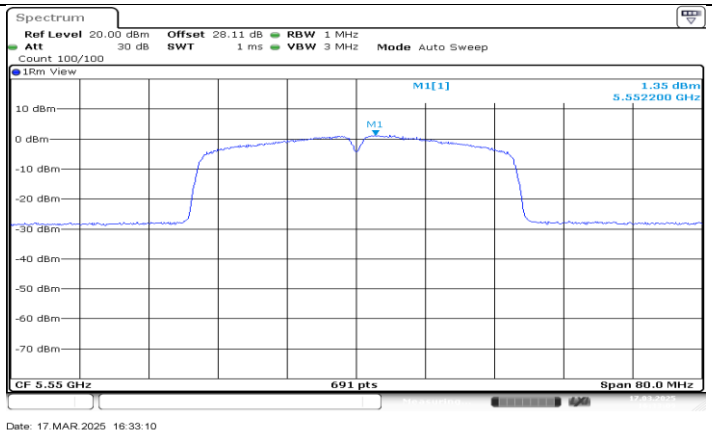

11N40SISO_Ant0_5550

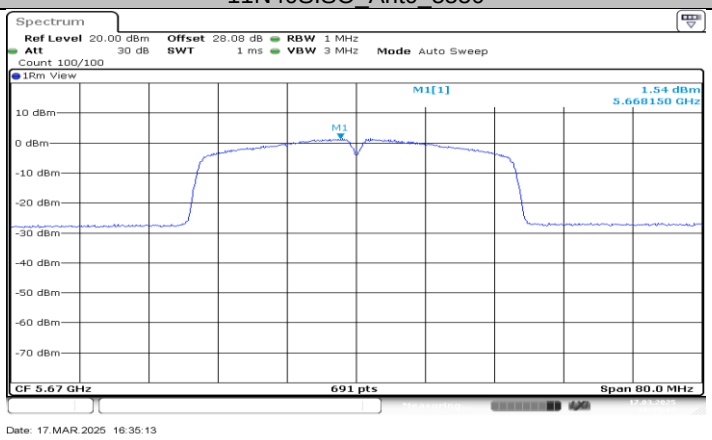

11N40SISO_Ant0_5670

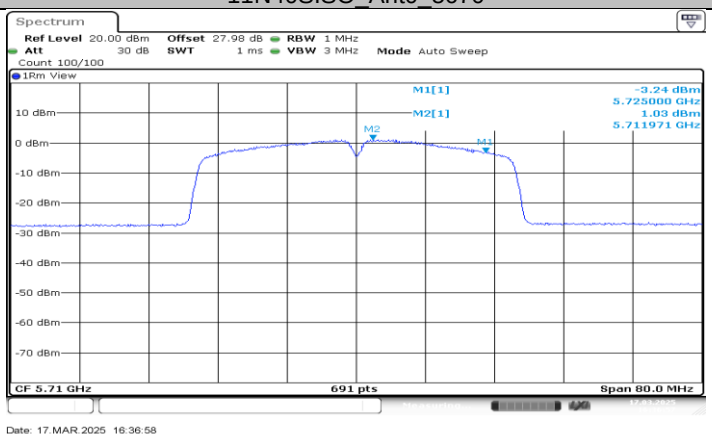

11N40SISO_Ant0_5710_UNII-2C

This report shall not be reproduced except in full, without the written approval of UL Verification Services (Guangzhou) Co., Ltd, Song Shan Lake Branch.

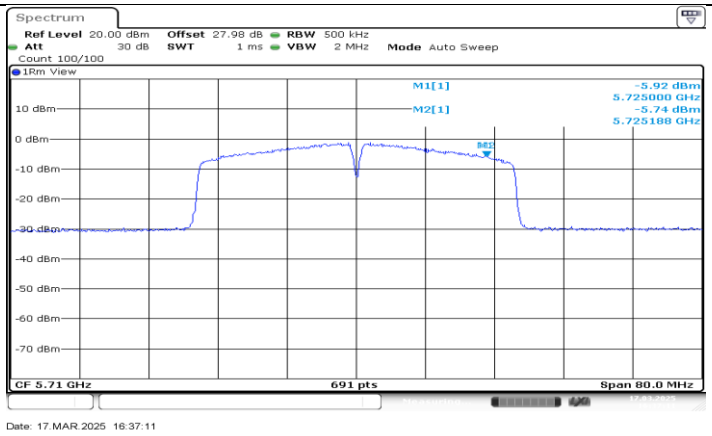

11N40SISO_Ant0_5710_UNII-3

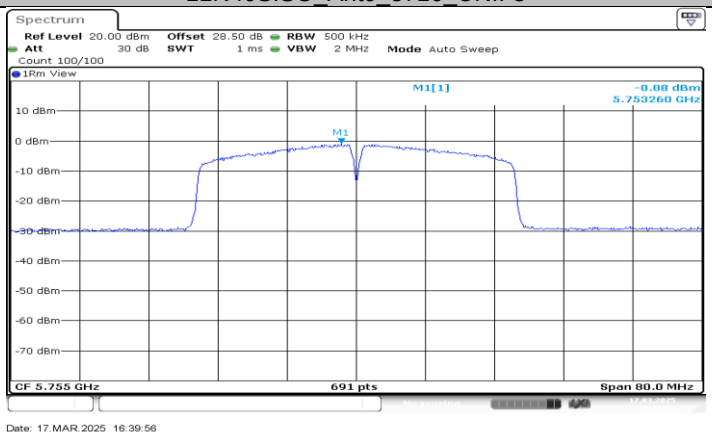

11N40SISO_Ant0_5755

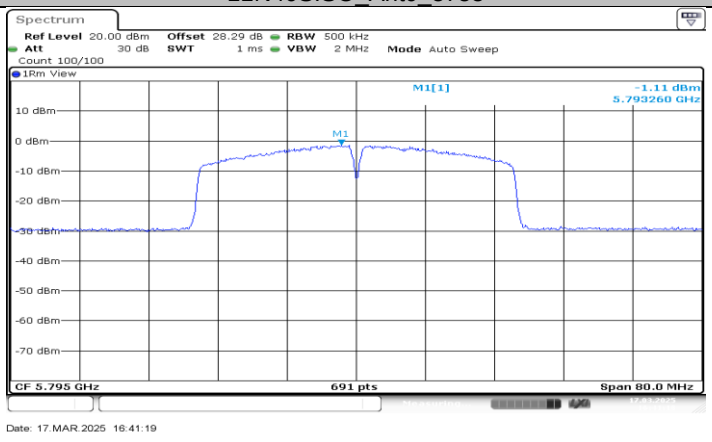

11N40SISO_Ant0_5795

This report shall not be reproduced except in full, without the written approval of UL Verification Services (Guangzhou) Co., Ltd, Song Shan Lake Branch.

11.6. APPENDIX F: FREQUENCY STABILITY

11.6.1. Test Result

Frequency Error vs. Voltage									
802.11a:5200MHz									
Temp.	Volt.	0 Minute		2 Minute		5 Minute		10 Minute	
		Freq.Error (MHz)	Tolerance (ppm)	Freq.Error (MHz)	Tolerance (ppm)	Freq.Error (MHz)	Tolerance (ppm)	Freq.Error (MHz)	Tolerance (ppm)
TN	VL	5200.0090	1.72	5199.9785	-4.14	5199.9842	-3.04	5199.9870	-2.51
TN	VN	5199.9795	-3.95	5199.9836	-3.15	5199.9880	-2.31	5199.9817	-3.52
TN	VH	5200.0222	4.28	5200.0165	3.17	5200.0208	4.00	5199.9851	-2.86

Frequency Error vs. Temperature									
802.11a:5200MHz									
Temp.	Volt.	0 Minute		2 Minute		5 Minute		10 Minute	
		Freq.Error (MHz)	Tolerance (ppm)	Freq.Error (MHz)	Tolerance (ppm)	Freq.Error (MHz)	Tolerance (ppm)	Freq.Error (MHz)	Tolerance (ppm)
70	VN	5200.0154	2.95	5200.0184	3.54	5200.0162	3.11	5200.0053	1.01
60	VN	5199.9956	-0.85	5200.0026	0.49	5199.9855	-2.79	5200.0055	1.06
50	VN	5200.0027	0.53	5199.9923	-1.47	5199.9837	-3.14	5200.0080	1.55
40	VN	5200.0095	1.84	5199.9848	-2.92	5199.9824	-3.39	5200.0108	2.09
30	VN	5199.9787	-4.10	5200.0055	1.06	5200.0113	2.16	5200.0205	3.95
20	VN	5199.9921	-1.52	5199.9837	-3.14	5200.0194	3.73	5199.9850	-2.89
10	VN	5199.9905	-1.83	5199.9795	-3.94	5199.9926	-1.42	5199.9771	-4.40
0	VN	5200.0228	4.38	5200.0224	4.30	5200.0084	1.61	5200.0084	1.62

Note:
1. All antennas, test modes and test channels have been tested, only the worst data record in the report.
2. For the detail Test Conditions, please refer to section 7.5 TEST ENVIRONMENT.

This report shall not be reproduced except in full, without the written approval of UL Verification Services (Guangzhou) Co., Ltd, Song Shan Lake Branch.

11.7. APPENDIX G: DUTY CYCLE

11.7.1. Test Result

Test Mode	On Time (msec)	Period (msec)	Duty Cycle x (Linear)	Duty Cycle (%)	Duty Cycle Correction Factor (dB)	1/T Minimum VBW (kHz)	Final setting For VBW (kHz)
11A	1.35	1.85	0.7297	72.97	1.37	0.74	1
11N20SISO	1.25	1.75	0.7143	71.43	1.46	0.80	1
11N40SISO	0.63	1.12	0.5625	56.25	2.50	1.59	2

Note:
Duty Cycle Correction Factor=10log (1/x).
Where: x is Duty Cycle (Linear)
Where: T is On Time
If that calculated VBW is not available on the analyzer then the next higher value should be used.

This report shall not be reproduced except in full, without the written approval of UL Verification Services (Guangzhou) Co., Ltd, Song Shan Lake Branch.

11.7.2. Test Graphs

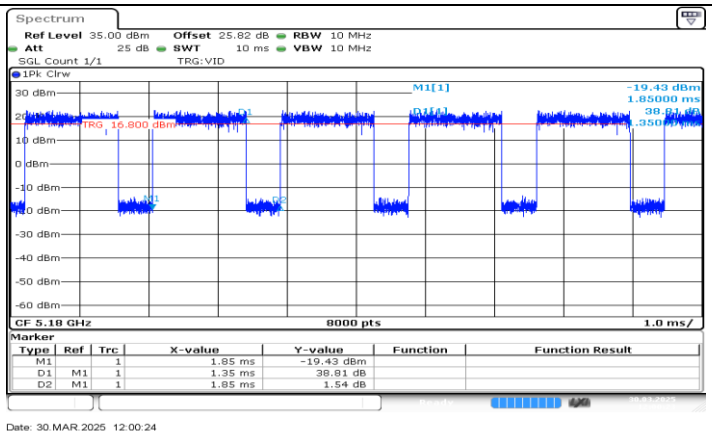

11A_Ant0_5180

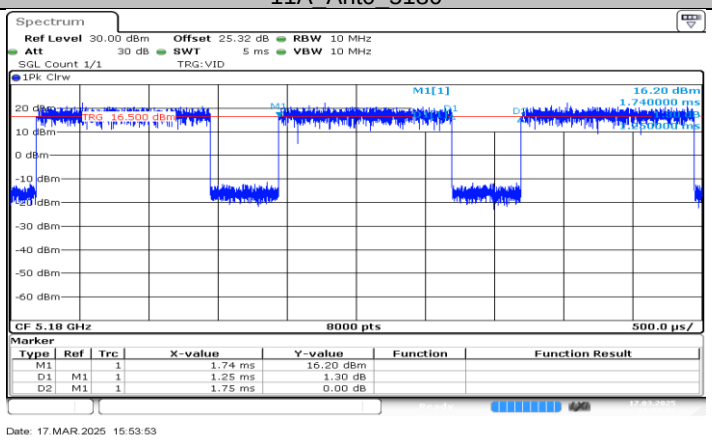

11N20SISO_Ant0_5180

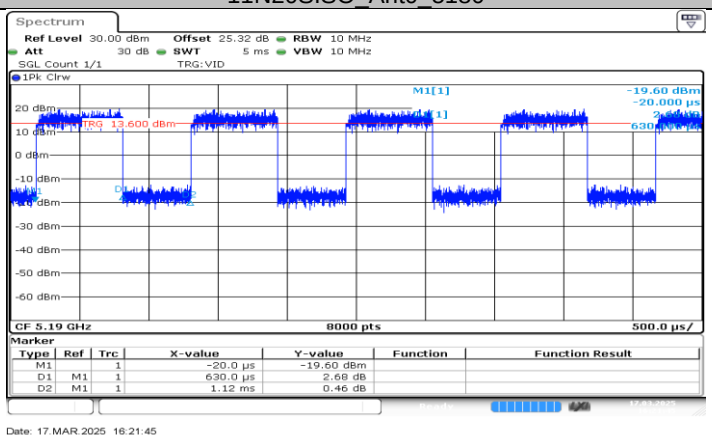

11N40SISO_Ant0_5190

This report shall not be reproduced except in full, without the written approval of UL Verification Services (Guangzhou) Co., Ltd, Song Shan Lake Branch.

11.8. APPENDIX H: DYNAMIC FREQUENCY SELECTION

11.8.1. Calibration

Mode	Frequency (MHz)	Type	Result	Verdict
11N40SISO	5510	DFS_FCC_T0	See test Graph	Pass

Test Graphs
5510MHz DFS_FCC_T0

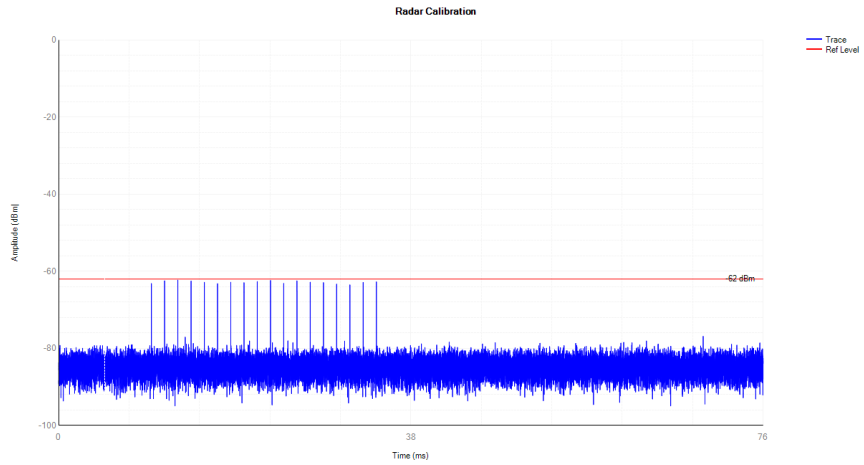

This report shall not be reproduced except in full, without the written approval of UL Verification Services (Guangzhou) Co., Ltd, Song Shan Lake Branch.

11.8.2. Shutdown Time

Mode	Frequency (MHz)	Channel Move Time (s)	Limit Channel Move Time (s)	Close Transmission Time (s)	Limit Close Transmission Time (s)	Close Transmission Time after 200ms(s)	Limit Close Transmission Time after 200ms (s)	Verdict
11N40SISO	5510	0.485	10	0.012	0.26	0.006	0.06	Pass

Test Graphs

11N40SISO 5510MHz Shutdown

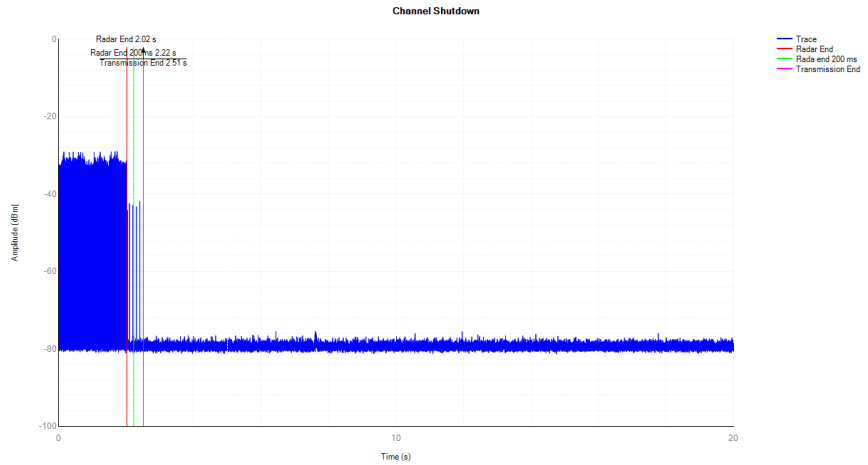

This report shall not be reproduced except in full, without the written approval of UL Verification Services (Guangzhou) Co., Ltd, Song Shan Lake Branch.

11.8.3. Non-Occupancy

Mode	Frequency (MHz)	Result	Verdict
11N40SISO	5510	See test Graph	Pass

Test Graphs

11N40SISO 5510MHz Non-Occupancy

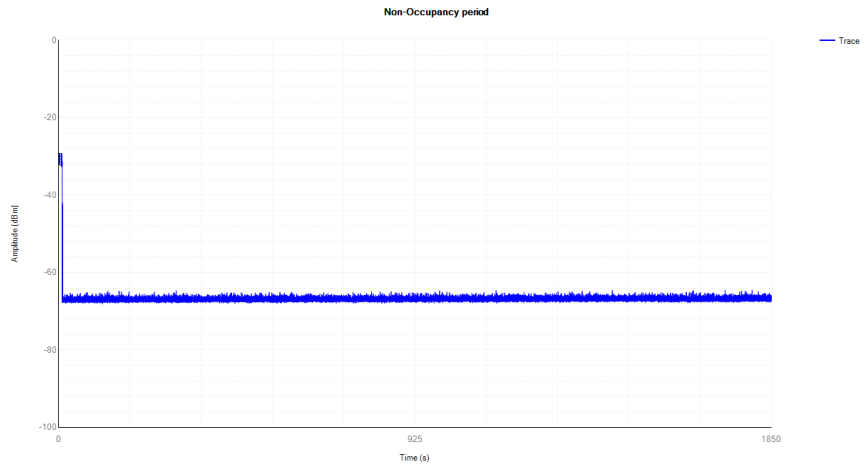

END OF REPORT

This report shall not be reproduced except in full, without the written approval of UL Verification Services (Guangzhou) Co., Ltd, Song Shan Lake Branch.