CFR 47 FCC PART 15 SUBPART C
ISED RSS-247 ISSUE 2

TEST REPORT

For

WIFI+BT Module

MODEL NUMBER: WXT5GM2511

REPORT NUMBER: 4790774481-RF-3

ISSUE DATE: June 5 2023

FCC ID: 2AC23-WXT5G

IC: 12290A-WXT5G

Prepared for

Hui Zhou Gaoshengda Technology Co.,LTD

No.2, Jin-da Road, Huinan High-tech Industrial Park, Huizhou, Guangdong, China

Prepared by

UL Verification Services (Guangzhou) Co., Ltd, Song Shan Lake Branch

Building 10, Innovation Technology Park, No. 1, Li Bin Road, Song Shan Lake Hi-Tech Development Zone Dongguan, 523808, People's Republic of China

Tel: +86 769 22038881
Fax: +86 769 33244054
Website: www.ul.com

The results reported herein have been performed in accordance with the laboratory's terms of accreditation. This report shall not be reproduced except in full without the written approval of the Laboratory. The results in this report apply to the test sample(s) mentioned above at the time of the testing period only and are not to be used to indicate applicability to other similar products.

Revision History

Rev.	Issue Date	Revisions	Revised By
V0	June 5, 2023	Initial Issue	

This report shall not be reproduced except in full, without the written approval of UL Verification Services (Guangzhou) Co., Ltd, Song Shan Lake Branch.

Summary of Test Results

Test Item	Clause	Limit/Requirement	Result
Antenna Requirement	N/A	FCC Part 15.203/15.247 (c) RSS-GEN Clause 6.8	Pass
AC Power Line Conducted Emission	ANSI C63.10-2013, Clause 6.2	FCC Part 15.207 RSS-GEN Clause 8.8	Pass
Conducted Output Power	ANSI C63.10-2013, Clause 11.9.1.3	FCC Part 15.247 (b)(3) RSS-247 Clause 5.4 (d)	Pass
6dB Bandwidth and 99% Occupied Bandwidth	ANSI C63.10-2013, Clause 11.8.1	FCC Part 15.247 (a)(2) RSS-247 Clause 5.2 (a) ISED RSS-Gen Clause 6.7	Pass
Power Spectral Density	ANSI C63.10-2013, Clause 11.10.2	FCC Part 15.247 (e) RSS-247 Clause 5.2 (b)	Pass
Conducted Band edge and spurious emission	ANSI C63.10-2013, Clause 11.11	FCC Part 15.247(d) RSS-247 Clause 5.5	Pass
Radiated Band edge and Spurious Emission	ANSI C63.10-2013, Clause 11.12 & Clause 11.13	FCC Part 15.247 (d) FCC Part 15.205/15.209 RSS-247 Clause 5.5 RSS-GEN Clause 8.9	Pass
Duty Cycle	ANSI C63.10-2013, Clause 11.6	None; for reporting purposes only.	Pass

*This test report is only published to and used by the applicant, and it is not for evidence purpose in China.
*The measurement result for the sample received is <Pass> according to <CFR 47 FCC PART 15 SUBPART C><ISED RSS-247 ISSUE 2> when <Accuracy Method> decision rule is applied.

This report shall not be reproduced except in full, without the written approval of UL Verification Services (Guangzhou) Co., Ltd, Song Shan Lake Branch.

CONTENTS

1. ATTESTATION OF TEST RESULTS 6

2. TEST METHODOLOGY 7

3. FACILITIES AND ACCREDITATION 7

4. CALIBRATION AND UNCERTAINTY 8

4.1. MEASURING INSTRUMENT CALIBRATION 8

4.2. MEASUREMENT UNCERTAINTY 8

5. EQUIPMENT UNDER TEST 9

5.1. DESCRIPTION OF EUT 9

5.2. CHANNEL LIST 9

5.3. MAXIMUM EIRP 9

5.4. TEST CHANNEL CONFIGURATION 10

5.5. THE WORSE CASE POWER SETTING PARAMETER 10

5.6. WORST-CASE CONFIGURATIONS 11

5.7. DESCRIPTION OF AVAILABLE ANTENNAS 12

5.8. SUPPORT UNITS FOR SYSTEM TEST 13

6. MEASURING EQUIPMENT AND SOFTWARE USED 14

7. ANTENNA PORT TEST RESULTS 17

7.1. CONDUCTED OUTPUT POWER 17

7.2. 6DB BANDWIDTH AND 99% OCCUPIED BANDWIDTH 18

7.3. POWER SPECTRAL DENSITY 20

7.4. CONDUCTED BAND EDGE AND SPURIOUS EMISSION 22

7.5. DUTY CYCLE 24

8. RADIATED TEST RESULTS 25

8.1. RESTRICTED BANDEDGE 33

8.2. SPURIOUS EMISSIONS(1 GHZ~3 GHZ) 58

8.3. SPURIOUS EMISSIONS(3 GHZ~18 GHZ) 64

8.4. SPURIOUS EMISSIONS(9 KHZ~30 MHZ) 100

8.5. SPURIOUS EMISSIONS(18 GHZ~26 GHZ) 103

8.6. SPURIOUS EMISSIONS(30 MHZ~1 GHZ) 105

9. ANTENNA REQUIREMENT 107

10. AC POWER LINE CONDUCTED EMISSION 108

11. TEST DATA 112

This report shall not be reproduced except in full, without the written approval of UL Verification Services (Guangzhou) Co., Ltd, Song Shan Lake Branch.

11.1. APPENDIX A: DTS BANDWIDTH 112
11.1.1. Test Result 112
11.1.2. Test Graphs 113
11.2. APPENDIX B: OCCUPIED CHANNEL BANDWIDTH 125
11.2.1. Test Result 125
11.2.2. Test Graphs 126
11.3. APPENDIX C: MAXIMUM CONDUCTED AVG OUTPUT POWER 138
11.3.1. Test Result 138
11.4. APPENDIX D: MAXIMUM POWER SPECTRAL DENSITY 139
11.4.1. Test Result 139
11.4.2. Test Graphs 140
11.5. APPENDIX E: BAND EDGE MEASUREMENTS 152
11.5.1. Test Result 152
11.5.2. Test Graphs 153
11.6. APPENDIX F: CONDUCTED SPURIOUS EMISSION 161
11.6.1. Test Result 161
11.6.2. Test Graphs 163
11.7. APPENDIX G: DUTY CYCLE 198
11.7.1. Test Result 198
11.7.2. Test Graphs 199

This report shall not be reproduced except in full, without the written approval of UL Verification Services (Guangzhou) Co., Ltd, Song Shan Lake Branch.

1. ATTESTATION OF TEST RESULTS

Applicant Information

Company Name:	Hui Zhou Gaoshengda Technology Co.,LTD
Address:	No.2, Jin-da Road, Huinan High-tech Industrial Park, Huizhou, Guangdong, China

Manufacturer Information

Company Name:	Hui Zhou Gaoshengda Technology Co.,LTD
Address:	No.2, Jin-da Road, Huinan High-tech Industrial Park, Huizhou, Guangdong, China

EUT Information

EUT Name:	WIFI+BT Module
Model:	WXT5GM2511
Brand:	GSD
Sample Received Date:	March 13, 2023
Sample Status:	Normal
Sample ID:	5880484
Date of Tested:	March 13, 2023 to June 5, 2023

APPLICABLE STANDARDS	
STANDARD	**TEST RESULTS**
CFR 47 FCC PART 15 SUBPART C **ISED RSS-247 ISSUE 2**	**Pass**

Prepared By:

Fanny Huang

Engineer Project Associate

Checked By:

Denny Huang

Senior Project Engineer

Approved By:

Stephen Guo

Operations Manager

This report shall not be reproduced except in full, without the written approval of UL Verification Services (Guangzhou) Co., Ltd, Song Shan Lake Branch.

2. TEST METHODOLOGY

All tests were performed in accordance with the standard CFR 47 FCC PART 15 SUBPART C ISED RSS-247 ISSUE 2, KDB 558074 D01 15.247 Meas Guidance v05r02, KDB 414788 D01 Radiated Test Site v01r01, KDB 662911 D01 Multiple Transmitter Output v02r01, CFR 47 FCC Part 2, ANSI C63.10-2013and ISED RSS-GEN Issue 5

3. FACILITIES AND ACCREDITATION

Accreditation Certificate	**A2LA (Certificate No.: 4102.01)** UL Verification Services (Guangzhou) Co., Ltd. Song Shan Lake Branch. has been assessed and proved to be in compliance with A2LA. **FCC (FCC Designation No.: CN1187)** UL Verification Services (Guangzhou) Co., Ltd. Song Shan Lake Branch. Has been recognized to perform compliance testing on equipment subject to the Commission's Declaration of Conformity (DoC) and Certification rules **ISED (Company No.: 21320)** UL Verification Services (Guangzhou) Co., Ltd. Song Shan Lake Branch. has been registered and fully described in a report filed with ISED. The Company Number is 21320 and the test lab Conformity Assessment Body Identifier (CABID) is CN0046. **VCCI (Registration No.: G-20019, R-20004, C-20012 and T-20011)** UL Verification Services (Guangzhou) Co., Ltd. Song Shan Lake Branch. has been assessed and proved to be in compliance with VCCI, the Membership No. is 3793. Facility Name: Chamber D, the VCCI registration No. is G-20019 and R-20004 Shielding Room B , the VCCI registration No. is C-20012 and T-20011

Note1:
All tests measurement facilities use to collect the measurement data are located at Building 10, Innovation Technology Park, No. 1, Li Bin Road, Song Shan Lake Hi-Tech Development Zone Dongguan, 523808, People's Republic of China.

Note2:
The test anechoic chamber in UL Verification Services (Guangzhou) Co., Ltd.
Song Shan Lake Branch had been calibrated and compared to the open field sites and the test anechoic chamber is shown to be equivalent to or worst case from the open field site.

Note3:
For below 30 MHz, lab had performed measurements at test anechoic chamber and comparing to measurements obtained on an open field site. And these measurements below 30 MHz had been correlated to measurements performed on an OFS.

This report shall not be reproduced except in full, without the written approval of UL Verification Services (Guangzhou) Co., Ltd, Song Shan Lake Branch.

4. CALIBRATION AND UNCERTAINTY

4.1. MEASURING INSTRUMENT CALIBRATION

The measuring equipment utilized to perform the tests documented in this report has been calibrated in accordance with the manufacturer's recommendations and is traceable to recognized national standards.

4.2. MEASUREMENT UNCERTAINTY

Where relevant, the following measurement uncertainty levels have been estimated for tests performed on the apparatus:

Test Item	Uncertainty
Conduction emission	3.62 dB
Radiated Emission (Included Fundamental Emission) (9 kHz ~ 30 MHz)	2.2 dB
Radiated Emission (Included Fundamental Emission) (30 MHz ~ 1 GHz)	4.00 dB
Radiated Emission (Included Fundamental Emission) (1 GHz to 26 GHz)	5.78 dB (1 GHz ~ 18 GHz)
	5.23 dB (18 GHz ~ 26 GHz)
Duty Cycle	±0.028%
DTS and 99% Occupied Bandwidth	±0.0196%
Maximum Conducted Output Power	±0.686 dB
Maximum Power Spectral Density Level	±0.743 dB
Conducted Band-edge Compliance	±1.328 dB
Conducted Unwanted Emissions In Non-restricted Frequency Bands	±0.746 dB (9 kHz ~ 1 GHz)
	±1.328dB (1 GHz ~ 26 GHz)
Note: This uncertainty represents an expanded uncertainty expressed at approximately the 95% confidence level using a coverage factor of k=2.	

This report shall not be reproduced except in full, without the written approval of UL Verification Services (Guangzhou) Co., Ltd, Song Shan Lake Branch.

5. EQUIPMENT UNDER TEST

5.1. DESCRIPTION OF EUT

EUT Name	WIFI+BT Module
Model	WXT5GM2511
Frequency Range:	2412 MHz to 2462 MHz
Radio Technology	IEEE802.11b/g/n HT20/n HT40/ax HE20/ax HE40
Type of Modulation:	IEEE 802.11b: DSSS(CCK, DQPSK, DBPSK) IEEE 802.11g/n: OFDM(64-QAM, 16-QAM, QPSK, BPSK) IEEE 802.11ax: OFDMA(1024-QAM, 64-QAM, 16-QAM, QPSK, BPSK)
Normal Test Voltage:	DC 5 V

5.2. CHANNEL LIST

Channel List for 802.11b/g/n/ax (20 MHz)							
Channel	Frequency (MHz)	Channel	Frequency (MHz)	Channel	Frequency (MHz)	Channel	Frequency (MHz)
1	2412	4	2427	7	2442	10	2457
2	2417	5	2432	8	2447	11	2462
3	2422	6	2437	9	2452	/	/

Channel List for 802.11n/ax (40 MHz)							
Channel	Frequency (MHz)	Channel	Frequency (MHz)	Channel	Frequency (MHz)	Channel	Frequency (MHz)
3	2422	5	2432	7	2442	9	2452
4	2427	6	2437	8	2447	/	/

5.3. MAXIMUM EIRP

IEEE Std. 802.11	Frequency (MHz)	Channel Number	Maximum Conducted AVG Output Power (dBm)	Maximum AVG EIRP (dBm)
b	2412 ~ 2462	1-11[11]	15.53	17.15
g	2412 ~ 2462	1-11[11]	14.76	16.38
n HT20	2412 ~ 2462	1-11[11]	17.88	19.5
n HT40	2422 ~ 2452	3-9[7]	17.43	19.05
ax HE20	2412 ~ 2462	1-11[11]	14.87	16.49
ax HE40	2422 ~ 2452	3-9[7]	14.58	16.20

This report shall not be reproduced except in full, without the written approval of UL Verification Services (Guangzhou) Co., Ltd, Song Shan Lake Branch.

5.4. TEST CHANNEL CONFIGURATION

IEEE Std. 802.11	Test Channel Number	Frequency
b	CH 1(Low Channel), CH 6(MID Channel), CH 11(High Channel)	2412 MHz, 2437 MHz, 2462 MHz
g	CH 1(Low Channel), CH 6(MID Channel), CH 11(High Channel)	2412 MHz, 2437 MHz, 2462 MHz
n HT20	CH 1(Low Channel), CH 6(MID Channel), CH 11(High Channel)	2412 MHz, 2437 MHz, 2462 MHz
n HT40	CH 3(Low Channel), CH 6(MID Channel), CH 9(High Channel)	2422 MHz, 2437 MHz, 2452 MHz
ax HE20	CH 1(Low Channel), CH 6(MID Channel), CH 11(High Channel)	2412 MHz, 2437 MHz, 2462 MHz
ax HE40	CH 3(Low Channel), CH 6(MID Channel), CH 9(High Channel)	2422 MHz, 2437 MHz, 2452 MHz

5.5. THE WORSE CASE POWER SETTING PARAMETER

The Worse Case Power Setting Parameter under 2400 ~ 2483.5MHz Band							
Test Software		QA Tool					
Modulation Mode	Transmit Antenna Number	Test Channel					
		NCB: 20MHz			NCB: 40MHz		
		CH 1	CH 6	CH 11	CH 3	CH 6	CH 9
802.11b	1	14	14	15	/		
	2	13.5	14	14			
802.11g	1	14	14	14			
	2	13.5	13	13			
802.11n HT20	1	14	14	14			
	2	14	14	14			
802.11n HT40	1	/			14	14	14
	2	/			14	14	14
802.11ax HE20	1	13	13	13	/		
	2	13	13	13			
802.11ax HE40	1	/			13	13	13
	2	/			13	13	13

This report shall not be reproduced except in full, without the written approval of UL Verification Services (Guangzhou) Co., Ltd, Song Shan Lake Branch.

5.6. WORST-CASE CONFIGURATIONS

The EUT was tested in the following configuration(s):

Controlled in test mode using a software application on the EUT supplied by customer. The application was used to enable a continuous transmission and to select the mode, test channels, bandwidth, data rates as required.

Test channels referring to section 5.4.

Maximum power setting referring to section 5.5.

Worst-case data rates as provided by the client were:

802.11b mode: 1 Mbps
802.11g mode: 6 Mbps
802.11n HT20 mode: MCS0
802.11n HT40 mode: MCS0
802.11ax HE20 mode: MCS0
802.11ax HE40 mode: MCS0

802.11b/g only support SISO mode.
802.11n HT20/HT40/ax HE20/HE40 support SISO and MIMO mode.

802.11b/g SISO mode, Antenna 1 and Antenna 2 has the same power setting, so only Antenna 1 worst case test data were recorded in the report.

802.11n/ax SISO mode and MIMO mode have the same power setting, so only the worst case power mode(MIMO) will be record in the report.

The EUT has 2 separate antennas which correspond to 2 separate antenna ports. Core 1 and Core 2 correspond to antenna 1 and antenna 2 respectively.

The measured additional path loss was included in any path loss calculations for all RF cable used during tested.

Conducted output power, power spectral density tests separately on each port with all supported SISO & MIMO port combinations.

Conducted bandedge and spurious emissions tests were performed with SISO mode, as this port was found to have the worst case in terms of power settings amongst all supported possible SISO & MIMO port combinations.

Radiated emissions tests were performed with the MIMO modes. These were found to be the worst modulation scheme with regards to emissions after preliminary investigations and, as this mode emits the highest conducted output power level, it was deemed to be the worst case.

The EUT support Cyclic Shift Diversity(CDD), Space Time Coding(STBC), Spartial Division Multiplexing(SDM) modes. They use the same conducted power per chain in any given mode, so we only chose the worst case mode CDD for final testing.

This report shall not be reproduced except in full, without the written approval of UL Verification Services (Guangzhou) Co., Ltd, Song Shan Lake Branch.

5.7. DESCRIPTION OF AVAILABLE ANTENNAS

Antenna	Frequency (MHz)	Antenna Type	MAX Antenna Gain (dBi)
1	2412-2462	PCB antenna	1.40
2	2412-2462	PCB antenna	1.62

The EUT support Cyclic Shift Diversity(CDD) mode.

MIMO output power port and MIMO PSD port summing were performed in accordance with KDB 662911 D01. For the CDD results the Directional Gain was calculated in accordance with the following mothed.

For output power measurements:
Directional gain= G_{ANT} + Array Gain = 1.62 dBi
G_{ANT} : equal to the gain of the antenna having the highest gain
Array Gain = 0 dB (i.e., no array gain) for $N_{ANT} \leq 4$

For power spectral density (PSD) measurements:
Directional gain= G_{ANT} + Array Gain = 4.63 dBi
Array Gain = 10 log(N_{ANT}/N_{SS}) dB.
N_{ANT} : number of transmit antennas
N_{SS} : number of spatial streams, The worst case directional gain will occur when N_{SS} = 1

Test Mode	Transmit and Receive Mode	Description
IEEE 802.11b	☒2TX, 2RX	ANT 1 and ANT 2 can be used as transmitting/receiving antenna.
IEEE 802.11g	☒2TX, 2RX	ANT 1 and ANT 2 can be used as transmitting/receiving antenna.
IEEE 802.11n HT20	☒2TX, 2RX	ANT 1 and ANT 2 can be used as transmitting/receiving antenna.
IEEE 802.11n HT40	☒2TX, 2RX	ANT 1 and ANT 2 can be used as transmitting/receiving antenna.
IEEE 802.11ax HE20	☒2TX, 2RX	ANT 1 and ANT 2 can be used as transmitting/receiving antenna.
IEEE 802.11ax HE40	☒2TX, 2RX	ANT 1 and ANT 2 can be used as transmitting/receiving antenna.
Note: 1.BT&WLAN 2.4G, BT & WLAN 5G, WLAN 2.4G & WLAN 5G can't transmit simultaneously. (declared by client)		

Note: The value of the antenna gain was declared by customer.

This report shall not be reproduced except in full, without the written approval of UL Verification Services (Guangzhou) Co., Ltd, Song Shan Lake Branch.

5.8. SUPPORT UNITS FOR SYSTEM TEST

SUPPORT EQUIPMENT

Item	Equipment	Brand Name	Model Name	Remark
1	PC	Lenovo	E42-80	/
2	AC Adaptor	Lenovo	ADLX65YCC3D	Input: AC 100-240V, 1.8A, 50-60Hz Output: DC 20V, 3.25A,65.0W Max

I/O CABLES

Cable No	Port	Connector Type	Cable Type	Cable Length(m)	Remarks
1	USB	/	/	1.0	/

ACCESSORIES

Item	Accessory	Brand Name	Model Name	Description
/	/	/	/	/

TEST SETUP

The EUT can work in engineering mode with a software through a Laptop.

SETUP DIAGRAM FOR TESTS

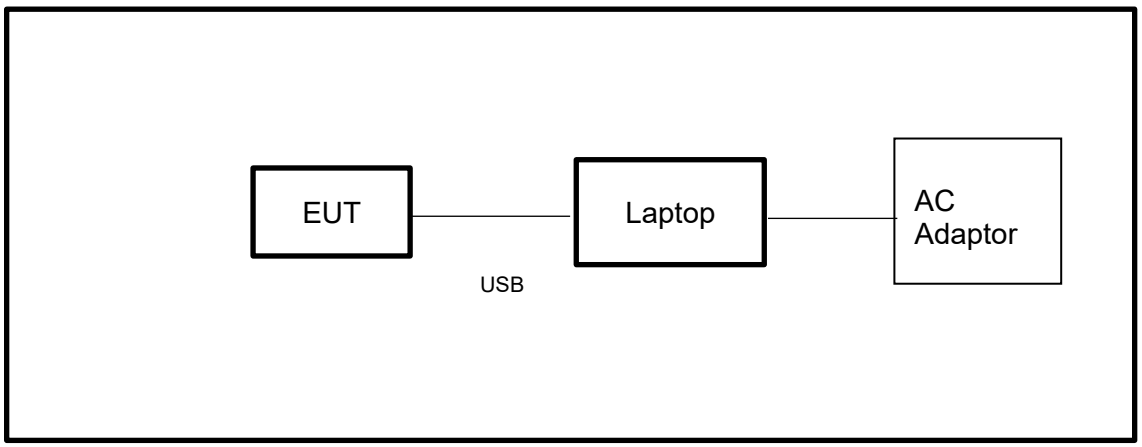

Note: AC Adaptor only use for AC POWER LINE CONDUCTED EMISSION test.

This report shall not be reproduced except in full, without the written approval of UL Verification Services (Guangzhou) Co., Ltd, Song Shan Lake Branch.

6. MEASURING EQUIPMENT AND SOFTWARE USED

R&S TS 8997 Test System						
Equipment	Manufacturer	Model No.	Serial No.	Upper Last Cal.	Last Cal.	Due. Date
Power sensor, Power Meter	R&S	OSP120	100921	Apr.02,2022	Mar.31,2023	Mar.30,2024
Vector Signal Generator	R&S	SMBV100A	261637	/	Oct.17, 2022	Oct.16, 2023
Signal Generator	R&S	SMB100A	178553	/	Oct.17, 2022	Oct.16, 2023
Signal Analyzer	R&S	FSV40	101118	/	Oct.17, 2022	Oct.16, 2023

Software			
Description	Manufacturer	Name	Version
For R&S TS 8997 Test System	Rohde & Schwarz	EMC 32	10.60.10

Tonsend RF Test System					
Equipment	Manufacturer	Model No.	Serial No.	Last Cal.	Due. Date
Wideband Radio Communication Tester	R&S	CMW500	155523	Oct.17, 2022	Oct.16, 2023
Wireless Connectivity Tester	R&S	CMW270	1201.0002N75-102	Sep.28, 2022	Sep.27, 2023
PXA Signal Analyzer	Keysight	N9030A	MY55410512	Oct.17, 2022	Oct.16, 2023
MXG Vector Signal Generator	Keysight	N5182B	MY56200284	Oct.17, 2022	Oct.16, 2023
MXG Vector Signal Generator	Keysight	N5172B	MY56200301	Oct.17, 2022	Oct.16, 2023
DC power supply	Keysight	E3642A	MY55159130	Oct.17, 2022	Oct.16, 2023
Temperature & Humidity Chamber	SANMOOD	SG-80-CC-2	2088	Oct.17, 2022	Oct.16, 2023

Software			
Description	Manufacturer	Name	Version
Tonsend SRD Test System	Tonsend	JS1120-3 RF Test System	3.2.22

This report shall not be reproduced except in full, without the written approval of UL Verification Services (Guangzhou) Co., Ltd, Song Shan Lake Branch.

Conducted Emissions					
Equipment	Manufacturer	Model No.	Serial No.	Last Cal.	Due Date
EMI Test Receiver	R&S	ESR3	101961	Oct.17, 2022	Oct.16, 2023
Two-Line V-Network	R&S	ENV216	101983	Oct.17, 2022	Oct.16, 2023
Artificial Mains Networks	Schwarzbeck	NSLK 8126	8126465	Oct.17, 2022	Oct.16, 2023
Software					
Description			Manufacturer	Name	Version
Test Software for Conducted Emissions			Farad	EZ-EMC	Ver. UL-3A1

Radiated Emissions					
Equipment	Manufacturer	Model No.	Serial No.	Last Cal.	Due Date
MXE EMI Receiver	KESIGHT	N9038A	MY56400036	Oct.17, 2022	Oct.16, 2023
Hybrid Log Periodic Antenna	TDK	HLP-3003C	130959	Aug.02, 2021	Aug.01, 2024
Preamplifier	HP	8447D	2944A09099	Oct.17, 2022	Oct.16, 2023
EMI Measurement Receiver	R&S	ESR26	101377	Oct.17, 2022	Oct.16, 2023
Horn Antenna	TDK	HRN-0118	130940	July 20, 2021	July 19, 2024
Preamplifier	TDK	PA-02-0118	TRS-305-00067	Oct.17, 2022	Oct.16, 2023
Horn Antenna	Schwarzbeck	BBHA9170	697	July 20, 2021	July 19, 2024
Preamplifier	TDK	PA-02-2	TRS-307-00003	Oct.17, 2022	Oct.16, 2023
Preamplifier	TDK	PA-02-3	TRS-308-00002	Oct.17, 2022	Oct.16, 2023
Loop antenna	Schwarzbeck	1519B	00008	Dec.14, 2021	Dec.13, 2024
Preamplifier	TDK	PA-02-001-3000	TRS-302-00050	Oct.17, 2022	Oct.16, 2023
Preamplifier	Mini-Circuits	ZX60-83LN-S+	SUP01202035	Oct.17, 2022	Oct.16, 2023
High Pass Filter	Wi	WHKX10-2700-3000-18000-40SS	23	Dec.01, 2022	Nov.30, 2023
Highpass Filter	Wainwright	WHKX10-5850-6500-1800-40SS	4	Dec.01, 2022	Nov.30, 2023
Band Reject Filter	Wainwright	WRCJV12-5695-5725-5850-5880-40SS	4	Dec.01, 2022	Nov.30, 2023
Band Reject Filter	Wainwright	WRCJV20-5120-5150-	2	Dec.01, 2022	Nov.30, 2023

This report shall not be reproduced except in full, without the written approval of UL Verification Services (Guangzhou) Co., Ltd, Song Shan Lake Branch.

		5350-5380-60SS			
Band Reject Filter	Wainwright	WRCJV20-5440-5470-5725-5755-60SS	1	Dec.01, 2022	Nov.30, 2023
Band Reject Filter	Wainwright	WRCJV8-2350-2400-2483.5-2533.5-40SS	4	Dec.01, 2022	Nov.30, 2023
Band Reject Filter	Wainwright	WRCD5-1879-1879.85-1880.15-1881-40SS	1	Dec.01, 2022	Nov.30, 2023
Notch Filter	Wainwright	WHJ10-882-980-7000-40SS	1	Dec.01, 2022	Nov.30, 2023

Software			
Description	Manufacturer	Name	Version
Test Software for Radiated Emissions	Farad	EZ-EMC	Ver. UL-3A1

Other Instrument					
Equipment	Manufacturer	Model No.	Serial No.	Last Cal.	Due Date
Temperature humidity probe	OMEGA	ITHX-SD-5	18470007	Oct.22, 2022	Oct.21, 2023
Barometer	Yiyi	Baro	N/A	Oct.24, 2022	Oct.23, 2023
Attenuator	Agilent	8495B	2814a12853	Oct.18, 2022	Oct.17, 2023

This report shall not be reproduced except in full, without the written approval of UL Verification Services (Guangzhou) Co., Ltd, Song Shan Lake Branch.

7. ANTENNA PORT TEST RESULTS

7.1. CONDUCTED OUTPUT POWER

LIMITS

CFR 47 FCC Part15 (15.247) Subpart C ISED RSS-247 ISSUE 2			
Section	Test Item	Limit	Frequency Range (MHz)
CFR 47 FCC 15.247(b)(3) ISED RSS-247 5.4 (d)	AVG Output Power	1 watt or 30 dBm	2400-2483.5

TEST PROCEDURE

Refer to ANSI C63.10-2013 clause 11.9.2.3.1.

Connect the EUT to a low loss RF cable from the antenna port to the power sensor (video bandwidth is greater than the occupied bandwidth).
Measure peak emission level, the indicated level is the average output power, after any corrections for external attenuators and cables.
The test result in dBm by adding [10 log (1 / D)], where D is the duty cycle.

TEST SETUP

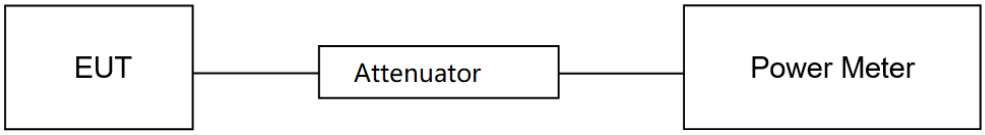

TEST ENVIRONMENT

Temperature	25.4℃	Relative Humidity	54.2%
Atmosphere Pressure	101kPa	Test Voltage	DC 5 V

TEST DATE / ENGINEER

Test Date	April 12, 2023	Test By	Johnson Liu

TEST RESULTS

Please refer to section "Test Data" - Appendix C

This report shall not be reproduced except in full, without the written approval of UL Verification Services (Guangzhou) Co., Ltd, Song Shan Lake Branch.

7.2. 6DB BANDWIDTH AND 99% OCCUPIED BANDWIDTH

LIMITS

CFR 47 FCC Part15 (15.247) Subpart C ISED RSS-247 ISSUE 2			
Section	Test Item	Limit	Frequency Range (MHz)
CFR 47 FCC 15.247(a)(2) ISED RSS-247 5.2 (a)	6 dB Bandwidth	≥ 500 kHz	2400-2483.5
ISED RSS-Gen Clause 6.7	99 % Occupied Bandwidth	For reporting purposes only.	2400-2483.5

TEST PROCEDURE

Refer to ANSI C63.10-2013 clause 11.8 for DTS bandwidth and clause 6.9 for Occupied Bandwidth.

Connect the EUT to the spectrum analyser and use the following settings:

Center Frequency	The center frequency of the channel under test
Frequency Span	For 6 dB Bandwidth: Enough to capture all products of the modulation carrier emission For 99 % Occupied Bandwidth: Between 1.5 times and 5.0 times the OBW
Detector	Peak
RBW	For 6 dB Bandwidth: 100 kHz For 99 % Occupied Bandwidth: 1 % to 5 % of the occupied bandwidth
VBW	For 6 dB Bandwidth: ≥3 × RBW For 99 % Occupied Bandwidth: ≥3 × RBW
Trace	Max hold
Sweep	Auto couple

a) Use the 99 % power bandwidth function of the instrument, allow the trace to stabilize and report the measured bandwidth.

b) Allow the trace to stabilize and measure the maximum width of the emission that is constrained by the frequencies associated with the two outermost amplitude points (upper and lower frequencies) that are attenuated by 6 dB relative to the maximum level measured in the fundamental emission.

This report shall not be reproduced except in full, without the written approval of UL Verification Services (Guangzhou) Co., Ltd, Song Shan Lake Branch.

TEST SETUP

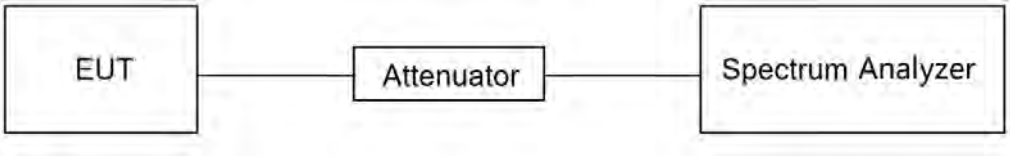

TEST ENVIRONMENT

Temperature	25.4℃	Relative Humidity	54.2%
Atmosphere Pressure	101kPa	Test Voltage	DC 5 V

TEST DATE / ENGINEER

Test Date	April 13, 2023	Test By	Johnson Liu

TEST RESULTS

Please refer to section "Test Data" - Appendix A&B

This report shall not be reproduced except in full, without the written approval of UL Verification Services (Guangzhou) Co., Ltd, Song Shan Lake Branch.

7.3. POWER SPECTRAL DENSITY

LIMITS

CFR 47 FCC Part15 (15.247) Subpart C ISED RSS-247 ISSUE 2			
Section	Test Item	Limit	Frequency Range (MHz)
CFR 47 FCC §15.247 (e) ISED RSS-247 5.2 (b)	Power Spectral Density	8 dBm in any 3 kHz band	2400-2483.5

TEST PROCEDURE

Refer to ANSI C63.10-2013 clause 11.10.5.

Connect the EUT to the spectrum analyser and use the following settings:

Center Frequency	The center frequency of the channel under test
Detector	power averaging (rms)
RBW	3 kHz ≤ RBW ≤ 100 kHz
VBW	≥3 × RBW
Span	1.5 x OBW bandwidth
Trace	Average
Sweep time	Auto couple

Allow trace to fully stabilize and use the peak marker function to determine the maximum amplitude level within the RBW.
If measured value exceeds limit, reduce RBW (no less than 3 kHz) and repeat.

TEST SETUP

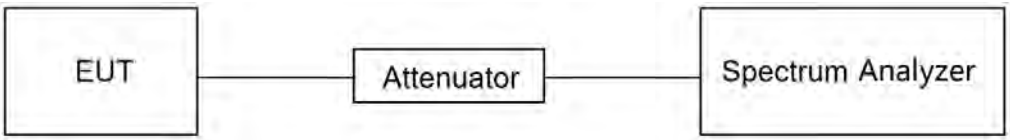

This report shall not be reproduced except in full, without the written approval of UL Verification Services (Guangzhou) Co., Ltd, Song Shan Lake Branch.

TEST ENVIRONMENT

Temperature	25.4℃	Relative Humidity	54.2%
Atmosphere Pressure	101kPa	Test Voltage	DC 5 V

TEST DATE / ENGINEER

Test Date	April 13, 2023	Test By	Johnson Liu

TEST RESULTS

Please refer to section "Test Data" - Appendix D

This report shall not be reproduced except in full, without the written approval of UL Verification Services (Guangzhou) Co., Ltd, Song Shan Lake Branch.

7.4. CONDUCTED BAND EDGE AND SPURIOUS EMISSION

LIMITS

CFR 47 FCC Part15 (15.247) Subpart C ISED RSS-247 ISSUE 2		
Section	Test Item	Limit
CFR 47 FCC §15.247 (d) ISED RSS-247 5.5	Conducted Bandedge and Spurious Emissions	at least 30 dB below that in the 100 kHz bandwidth within the band that contains the highest level of the desired power

TEST PROCEDURE

Refer to ANSI C63.10-2013 clause 11.11 and 11.13.

Connect the EUT to the spectrum analyser and use the following settings for reference level measurement:

Center Frequency	The center frequency of the channel under test
Detector	Peak
RBW	100 kHz
VBW	≥3 × RBW
Span	1.5 x DTS bandwidth
Trace	Max hold
Sweep time	Auto couple.

Allow trace to fully stabilize and use the peak marker function to determine the maximum PSD level.
Change the settings for emission level measurement:

Span	Set the center frequency and span to encompass frequency range to be measured
Detector	Peak
RBW	100 kHz
VBW	≥3 × RBW
measurement points	≥span/RBW
Trace	Max hold
Sweep time	Auto couple.

Allow trace to fully stabilize and use the peak marker function to determine the maximum PSD level. Ensure that the amplitude of all unwanted emissions outside of the authorized frequency band (excluding restricted frequency bands) is attenuated by at least the minimum requirements specified in 11.11.

This report shall not be reproduced except in full, without the written approval of UL Verification Services (Guangzhou) Co., Ltd, Song Shan Lake Branch.

TEST SETUP

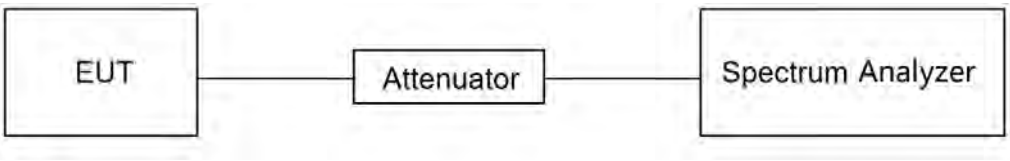

TEST ENVIRONMENT

Temperature	25.4℃	Relative Humidity	54.2%
Atmosphere Pressure	101kPa	Test Voltage	DC 5 V

TEST DATE / ENGINEER

Test Date	April 13, 2023	Test By	Johnson Liu

TEST RESULTS

Please refer to section "Test Data" - Appendix E&F

This report shall not be reproduced except in full, without the written approval of UL Verification Services (Guangzhou) Co., Ltd, Song Shan Lake Branch.

7.5. DUTY CYCLE

LIMITS

None; for reporting purposes only.

TEST PROCEDURE

Refer to ANSI C63.10-2013 clause 11.6 Zero – Span Spectrum Analyzer method.

TEST SETUP

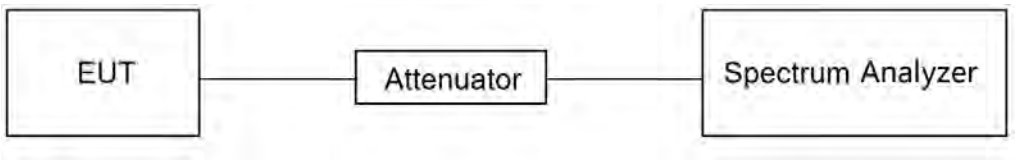

TEST ENVIRONMENT

Temperature	25.4℃	Relative Humidity	54.2%
Atmosphere Pressure	101kPa	Test Voltage	DC 5 V

TEST DATE / ENGINEER

Test Date	April 13, 2023	Test By	Johnson Liu

TEST RESULTS

Please refer to section "Test Data" - Appendix G

This report shall not be reproduced except in full, without the written approval of UL Verification Services (Guangzhou) Co., Ltd, Song Shan Lake Branch.

8. RADIATED TEST RESULTS

LIMITS

Please refer to CFR 47 FCC §15.205 and §15.209.

Please refer to ISED RSS-GEN Clause 8.9 and Clause 8.10.

Radiation Disturbance Test Limit for FCC (Class B) (9 kHz ~ 1 GHz)

Emissions radiated outside of the specified frequency bands above 30 MHz			
Frequency Range (MHz)	Field Strength Limit (uV/m) at 3 m	Field Strength Limit (dBuV/m) at 3 m	
		Quasi-Peak	
30 - 88	100	40	
88 - 216	150	43.5	
216 - 960	200	46	
Above 960	500	54	
Above 1000	500	Peak	Average
		74	54

FCC Emissions radiated outside of the specified frequency bands below 30 MHz		
Frequency (MHz)	Field strength (microvolts/meter)	Measurement distance (meters)
0.009-0.490	2400/F(kHz)	300
0.490-1.705	24000/F(kHz)	30
1.705-30.0	30	30

ISED General field strength limits at frequencies below 30 MHz

Table 6 – General field strength limits at frequencies below 30 MHz

Frequency	Magnetic field strength (H-Field) (µA/m)	Measurement distance (m)
9 - 490 kHz[Note 1]	6.37/F (F in kHz)	300
490 - 1705 kHz	63.7/F (F in kHz)	30
1.705 - 30 MHz	0.08	30

Note 1: The emission limits for the ranges 9-90 kHz and 110-490 kHz are based on measurements employing a linear average detector.

This report shall not be reproduced except in full, without the written approval of UL Verification Services (Guangzhou) Co., Ltd, Song Shan Lake Branch.

ISED Restricted bands please refer to ISED RSS-GEN Clause 8.10

Table 7 – Restricted frequency bands[Note 1]		
MHz	MHz	GHz
0.090 - 0.110	149.9 - 150.05	9.0 - 9.2
0.495 - 0.505	156.52475 - 156.52525	9.3 - 9.5
2.1735 - 2.1905	156.7 - 156.9	10.6 - 12.7
3.020 - 3.026	162.0125 - 167.17	13.25 - 13.4
4.125 - 4.128	167.72 - 173.2	14.47 - 14.5
4.17725 - 4.17775	240 – 285	15.35 - 16.2
4.20725 - 4.20775	322 - 335.4	17.7 - 21.4
5.677 - 5.683	399.9 - 410	22.01 - 23.12
6.215 - 6.218	608 - 614	23.6 - 24.0
6.26775 - 6.26825	960 - 1427	31.2 - 31.8
6.31175 - 6.31225	1435 - 1626.5	36.43 - 36.5
8.291 - 8.294	1645.5 - 1646.5	Above 38.6
8.362 - 8.366	1660 - 1710	
8.37625 - 8.38675	1718.8 - 1722.2	
8.41425 - 8.41475	2200 - 2300	
12.29 - 12.293	2310 - 2390	
12.51975 - 12.52025	2483.5 - 2500	
12.57675 - 12.57725	2655 - 2900	
13.36 - 13.41	3260 – 3267	
16.42 - 16.423	3332 - 3339	
16.69475 - 16.69525	3345.8 - 3358	
16.80425 - 16.80475	3500 - 4400	
25.5 - 25.67	4500 - 5150	
37.5 - 38.25	5350 - 5460	
73 - 74.6	7250 - 7750	
74.8 - 75.2	8025 – 8500	
108 – 138		

Note 1: Certain frequency bands listed in table 7 and in bands above 38.6 GHz are designated for licence-exempt applications. These frequency bands and the requirements that apply to related devices are set out in the 200 and 300 series of RSSs.

FCC Restricted bands of operation refer to FCC §15.205 (a):

MHz	MHz	MHz	GHz
0.090-0.110	16.42-16.423	399.9-410	4.5-5.15
[1]0.495-0.505	16.69475-16.69525	608-614	5.35-5.46
2.1735-2.1905	16.80425-16.80475	960-1240	7.25-7.75
4.125-4.128	25.5-25.67	1300-1427	8.025-8.5
4.17725-4.17775	37.5-38.25	1435-1626.5	9.0-9.2
4.20725-4.20775	73-74.6	1645.5-1646.5	9.3-9.5
6.215-6.218	74.8-75.2	1660-1710	10.6-12.7
6.26775-6.26825	108-121.94	1718.8-1722.2	13.25-13.4
6.31175-6.31225	123-138	2200-2300	14.47-14.5
8.291-8.294	149.9-150.05	2310-2390	15.35-16.2
8.362-8.366	156.52475-156.52525	2483.5-2500	17.7-21.4
8.37625-8.38675	156.7-156.9	2690-2900	22.01-23.12
8.41425-8.41475	162.0125-167.17	3260-3267	23.6-24.0
12.29-12.293	167.72-173.2	3332-3339	31.2-31.8
12.51975-12.52025	240-285	3345.8-3358	36.43-36.5
12.57675-12.57725	322-335.4	3600-4400	([2])
13.36-13.41			

Note: [1]Until February 1, 1999, this restricted band shall be 0.490-0.510 MHz.
[2]Above 38.6c

This report shall not be reproduced except in full, without the written approval of UL Verification Services (Guangzhou) Co., Ltd, Song Shan Lake Branch.

TEST PROCEDURE

Below 30 MHz

The setting of the spectrum analyser

RBW	200 Hz (From 9 kHz to 0.15 MHz)/ 9 kHz (From 0.15 MHz to 30 MHz)
VBW	200 Hz (From 9 kHz to 0.15 MHz)/ 9 kHz (From 0.15 MHz to 30 MHz)
Sweep	Auto

1. The testing follows the guidelines in ANSI C63.10-2013 clause 6.4.

2. The EUT was arranged to its worst case and then turntable (from 0 degree to 360 degrees) to find the maximum reading. A pre-amp and a high pass filter are used for the test in order to get better signal level. Both Horizontal, Face-on and Face-off polarizations of the antenna are set to make the measurement.

3. The EUT was placed on a turntable with 80 cm above ground.

4. The EUT was set 3 meters from the interference receiving antenna, which was mounted on the top of a 1 m height antenna tower.

5. The radiated emission limits are based on measurements employing a CISPR quasi-peak detector except for the frequency bands 9-90 kHz, 110-490 kHz and above 1000 MHz Radiated emission limits in these three bands are based on measurements employing an average detector.

6. For measurement below 1 GHz, the initial step in collecting conducted emission data is a spectrum analyzer peak detector mode pre-scanning the measurement frequency range. Significant peaks are then marked and then Quasi Peak and average detector mode re-measured. If the emission level of the EUT measured by the peak detector is 3 dB lower than the applicable limit, the peak emission level will be reported. Otherwise, the emission measurement will be repeated using the quasi-peak and average detector and reported.

7. Although these tests were performed other than open field site, adequate comparison measurements were confirmed against 30m open field site. Therefore sufficient tests were made to demonstrate that the alternative site produces results that correlate with the ones of tests made in an open field site based on KDB 414788.

8. The limits in CFR 47, Part 15, Subpart C, paragraph 15.209 (a), are identical to those in RSS-GEN Section 8.9, Table 6, since the measurements are performed in terms of magnetic field strength and converted to electric field strength levels (as reported in the table) using the free space impedance of 377Ω. For example, the measurement frequency X KHz resulted in a level of Y dBuV/m, which is equivalent to Y-51.5 = Z dBuA/m, which has the same margin, W dB, to the corresponding RSS-GEN Table 6 limit as it has to be 15.209(a) limit.

Below 1 GHz and above 30 MHz

The setting of the spectrum analyser

RBW	120 kHz
VBW	300 kHz
Sweep	Auto
Detector	Peak/QP
Trace	Max hold

This report shall not be reproduced except in full, without the written approval of UL Verification Services (Guangzhou) Co., Ltd, Song Shan Lake Branch.

1. The testing follows the guidelines in ANSI C63.10-2013 clause 6.5.

2. The EUT was arranged to its worst case and then tune the antenna tower (from 1 m to 4 m) and turntable (from 0 degree to 360 degrees) to find the maximum reading. A pre-amp and a high pass filter are used for the test in order to get better signal level. Both horizontal and vertical polarizations of the antenna are set to make the measurement.

3. The EUT was placed on a turntable with 80 cm above ground.

4. The EUT was set 3 meters from the interference receiving antenna, which was mounted on the top of a variable height antenna tower.

5. For measurement below 1 GHz, the initial step in collecting conducted emission data is a spectrum analyzer peak detector mode pre-scanning the measurement frequency range. Significant peaks are then marked and then Quasi Peak detector mode re-measured. If the emission level of the EUT measured by the peak detector is 3 dB lower than the applicable limit, the peak emission level will be reported. Otherwise, the emission measurement will be repeated using the quasi-peak detector and reported.

Above 1G

The setting of the spectrum analyser

RBW	1 MHz
VBW	PEAK: 3 MHz AVG: see note 6
Sweep	Auto
Detector	Peak
Trace	Max hold

1. The testing follows the guidelines in ANSI C63.10-2013 clause 6.6.

2. The EUT was arranged to its worst case and then tune the antenna tower (from 1 m to 4 m) and turntable (from 0 degree to 360 degrees) to find the maximum reading. A pre-amp and a high pass filter are used for the test in order to get better signal level. Both horizontal and vertical polarizations of the antenna are set to make the measurement.

3. The EUT was placed on a turntable with 1.5 m above ground.

4. The EUT was set 3 meters from the interference receiving antenna, which was mounted on the top of a variable height antenna tower.

5. For measurement above 1 GHz, the emission measurement will be measured by the peak detector. This peak level, once corrected, must comply with the limit specified in Section 15.209.

6. For measurements above 1 GHz the resolution bandwidth is set to 1 MHz, then the video bandwidth is set to 3 MHz for peak measurements and 1 MHz resolution bandwidth with 1/T video bandwidth with peak detector for average measurements. For the Duty Cycle please refer to clause 7.5.ON TIME AND DUTY CYCLE.

This report shall not be reproduced except in full, without the written approval of UL Verification Services (Guangzhou) Co., Ltd, Song Shan Lake Branch.

X axis, Y axis, Z axis positions:

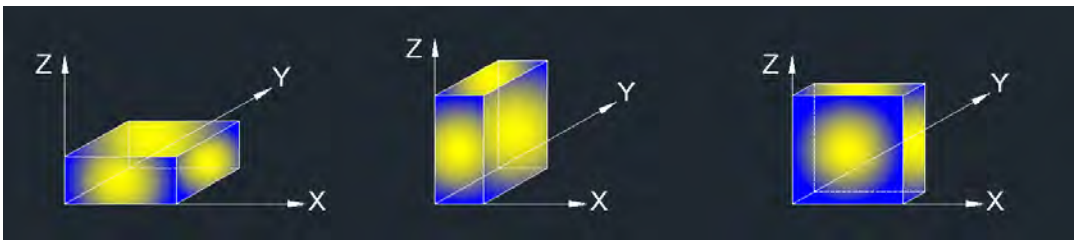

Note 1: For all radiated test, EUT in each of three orthogonal axis emissions had been tested, but only the worst case (X axis) data recorded in the report.

For Band edge:
Note:
1. Measurement = Reading Level + Correct Factor.
2. If the peak values are less than the average limit of 54 dBuV/m, the average result is deemed to comply with average limit.
3. Peak: Peak detector.
4. AVG: VBW=1/Ton, where: Ton is the transmitting duration.
5. For the transmitting duration, please refer to clause 7.5.
6. Only the worst data was recorded, if it complies with the limit, the other emissions deemed to comply with the limit.
7. Horizontal and Vertical have been tested, only the worst data was recorded in the report.
8. All modes, channels and antennas have been tested, only the worst data was recorded in the report.

For Radiate Spurious emission 1GHz-3GHz:
Note:
1. Measurement = Reading Level + Correct Factor.
2. If the Peak values are less than the Average limit of 54 dBuV/m, the Average result is deemed to comply with Average limit.
3. Peak: Peak detector.
4. AVG: VBW=1/Ton, where: Ton is the transmitting duration.
5. For the transmitting duration, please refer to clause 7.5.
6. Filter losses were only considered in the spurious frequency bands and the authorized band was not corrected for Band reject filter losses.
7. Proper operation of the transmitter prior to adding the filter to the measurement chain.
8. All modes, channels and antennas have been tested, only the worst data was recorded in the report.

This report shall not be reproduced except in full, without the written approval of UL Verification Services (Guangzhou) Co., Ltd, Song Shan Lake Branch.

For Radiate Spurious emission 3GHz-18GHz:
Note:
1. Peak Result = Reading Level + Correct Factor.
2. If the Peak values are less than the Average limit of 54 dBuV/m, the Average result is deemed to comply with Average limit.
3. Peak: Peak detector.
4. AVG: VBW=1/Ton, where: Ton is the transmitting duration.
5. For the transmitting duration, please refer to clause 7.5.
6. Filter losses were only considered in the spurious frequency bands and the authorized band was not corrected for High Pass Filter losses.
7. Proper operation of the transmitter prior to adding the filter to the measurement chain.
8. All modes, channels and antennas have been tested, only the worst data was recorded in the report.

For Radiate Spurious emission 9kHz-30MHz:
Note:
1.Measurement = Reading Level + Correct Factor.
(dBuA/m= dBuV/m- 20Log10[120π] = dBuV/m- 51.5).
2. If the Peak values are less than the QP limit, the QP result is deemed to comply with QP limit.
3. All 3 polarizations (Horizontal, Face-on and Face-off) of the loop antenna had been tested, but only the worst data recorded in the report.
4. All modes, channels and antennas have been tested, only the worst data was recorded in the report.

For Radiate Spurious emission 18GHz-26GHz:
Note:
1. Measurement = Reading Level + Correct Factor.
2. If the Peak values are less than the Average limit of 54 dBuV/m, the Average result is deemed to comply with Average limit.
3. Peak: Peak detector.
4. All modes, channels and antennas have been tested, only the worst data was recorded in the report.

For Radiate Spurious emission 30MHz-1GHz:
Note:
1. Result Level = Read Level + Correct Factor.
2. If the Peak values are less than the QP limit, the QP result is deemed to comply with QP limit.
3. Test setup: RBW: 120 kHz, VBW: 300 kHz, Sweep time: auto.
4. All modes, channels and antennas have been tested, only the worst data was recorded in the report.

This report shall not be reproduced except in full, without the written approval of UL Verification Services (Guangzhou) Co., Ltd, Song Shan Lake Branch.

TEST SETUP

Below 30 MHz

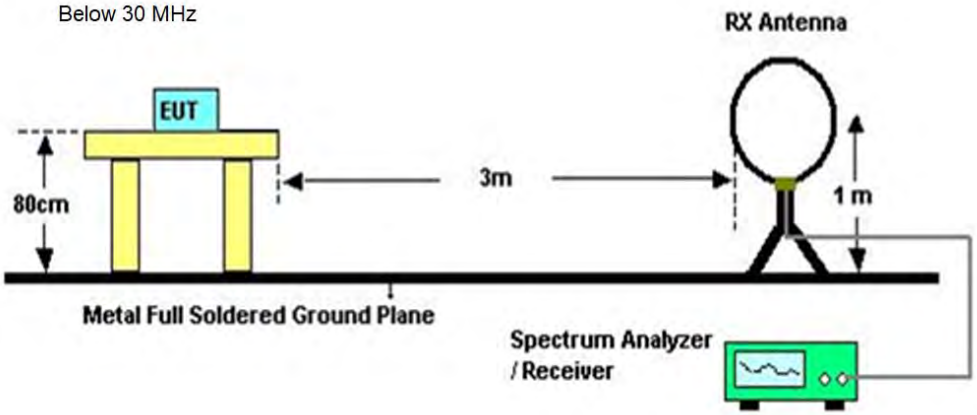

Below 1 GHz and above 30 MHz

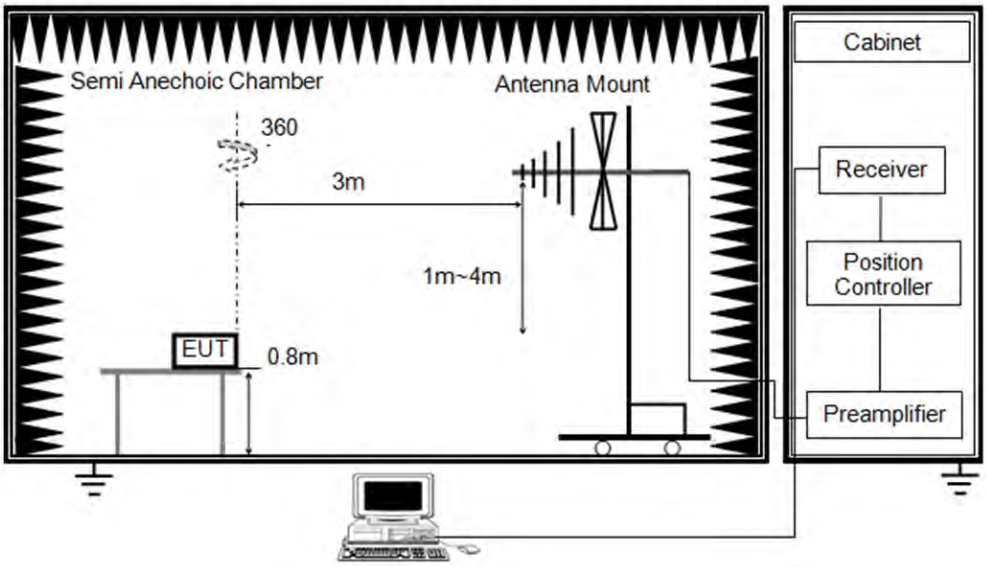

Above 1 GHz

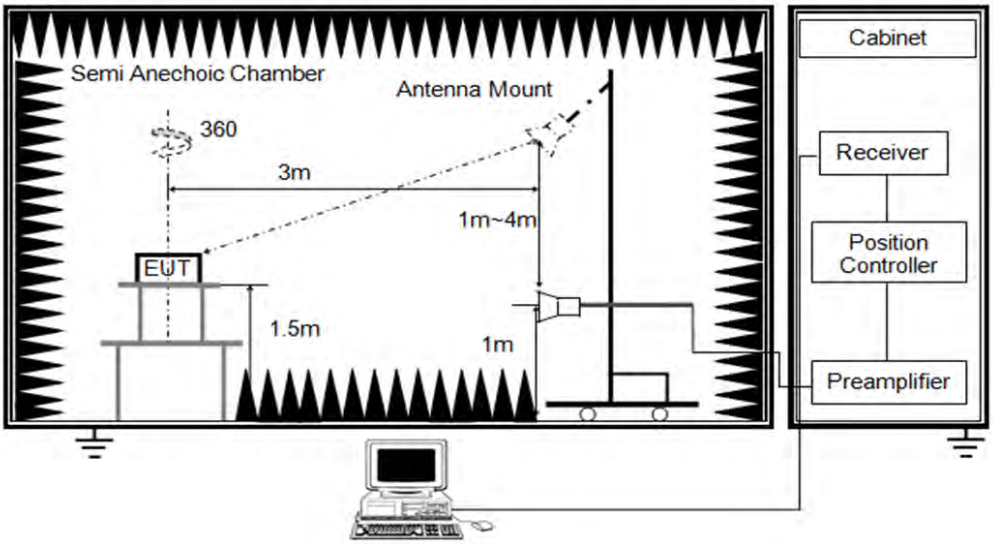

This report shall not be reproduced except in full, without the written approval of UL Verification Services (Guangzhou) Co., Ltd, Song Shan Lake Branch.

TEST ENVIRONMENT

Temperature	25.3℃	Relative Humidity	64%
Atmosphere Pressure	101kPa	Test Voltage	DC 5 V

TEST DATE / ENGINEER

Test Date	April 17, 2023	Test By	Rex Huang

TEST RESULTS

This report shall not be reproduced except in full, without the written approval of UL Verification Services (Guangzhou) Co., Ltd, Song Shan Lake Branch.

8.1. RESTRICTED BANDEDGE

Test Mode:	802.11b PK	Channel:	2412
Polarity:	Horizontal	Test Voltage:	DC 5 V

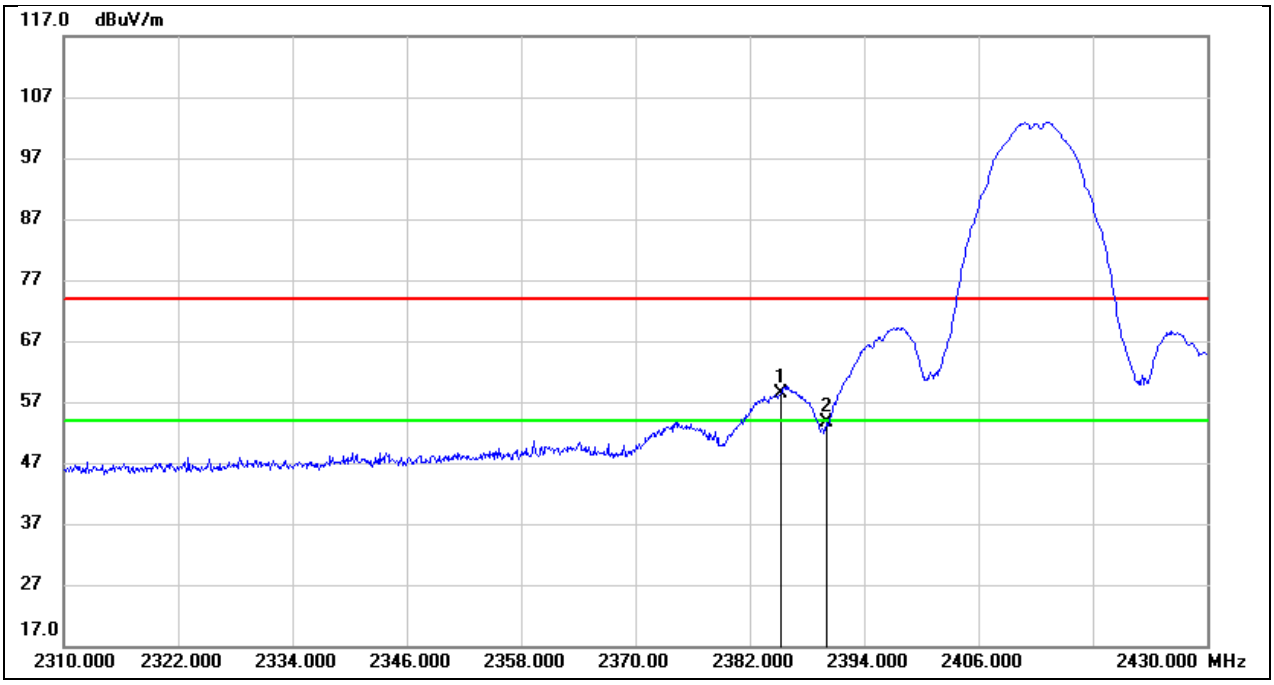

No.	Frequency (MHz)	Reading (dBuV)	Correct (dB/m)	Result (dBuV/m)	Limit (dBuV/m)	Margin (dB)	Remark
1	2385.240	26.13	32.14	58.27	74.00	-15.73	peak
2	2390.000	21.38	32.16	53.54	74.00	-20.46	peak

This report shall not be reproduced except in full, without the written approval of UL Verification Services (Guangzhou) Co., Ltd, Song Shan Lake Branch.

Test Mode:	802.11b AV	Channel:	2412
Polarity:	Horizontal	Test Voltage:	DC 5 V

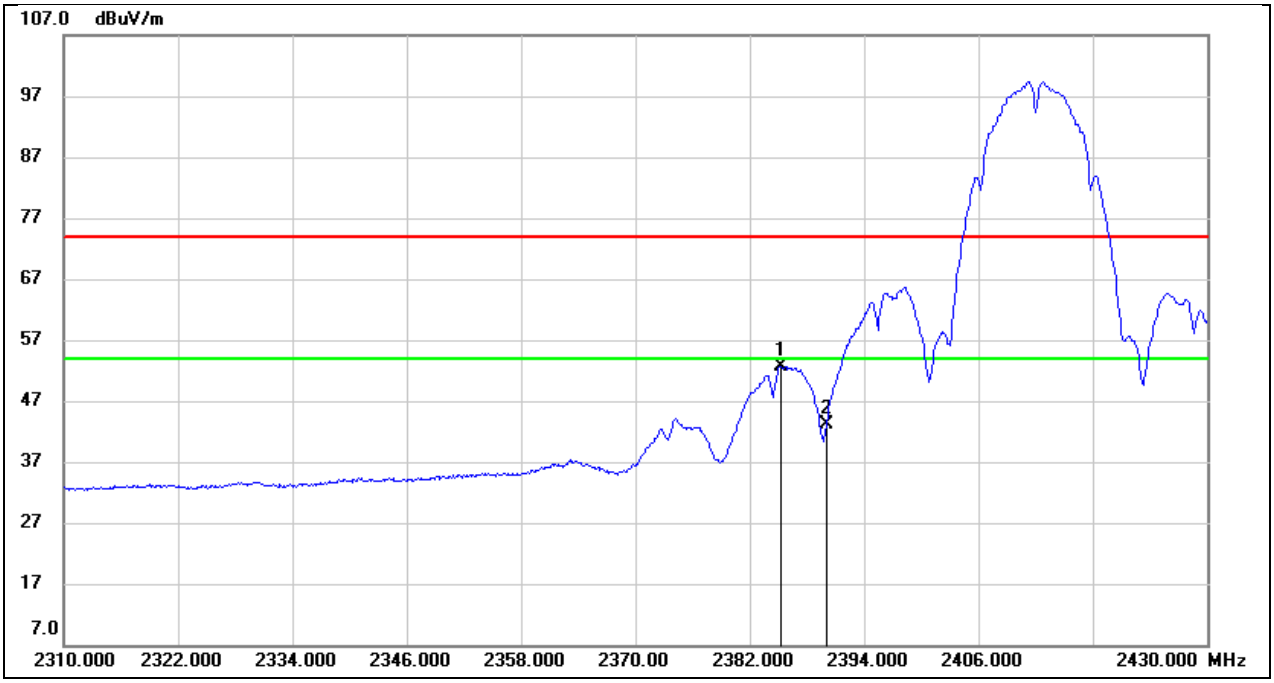

No.	Frequency (MHz)	Reading (dBuV)	Correct (dB/m)	Result (dBuV/m)	Limit (dBuV/m)	Margin (dB)	Remark
1	2385.240	20.45	32.14	52.59	54.00	-1.41	AVG
2	2390.000	10.87	32.16	43.03	54.00	-10.97	AVG

This report shall not be reproduced except in full, without the written approval of UL Verification Services (Guangzhou) Co., Ltd, Song Shan Lake Branch.

Test Mode:	802.11b PK	Channel:	2412
Polarity:	Vertical	Test Voltage:	DC 5 V

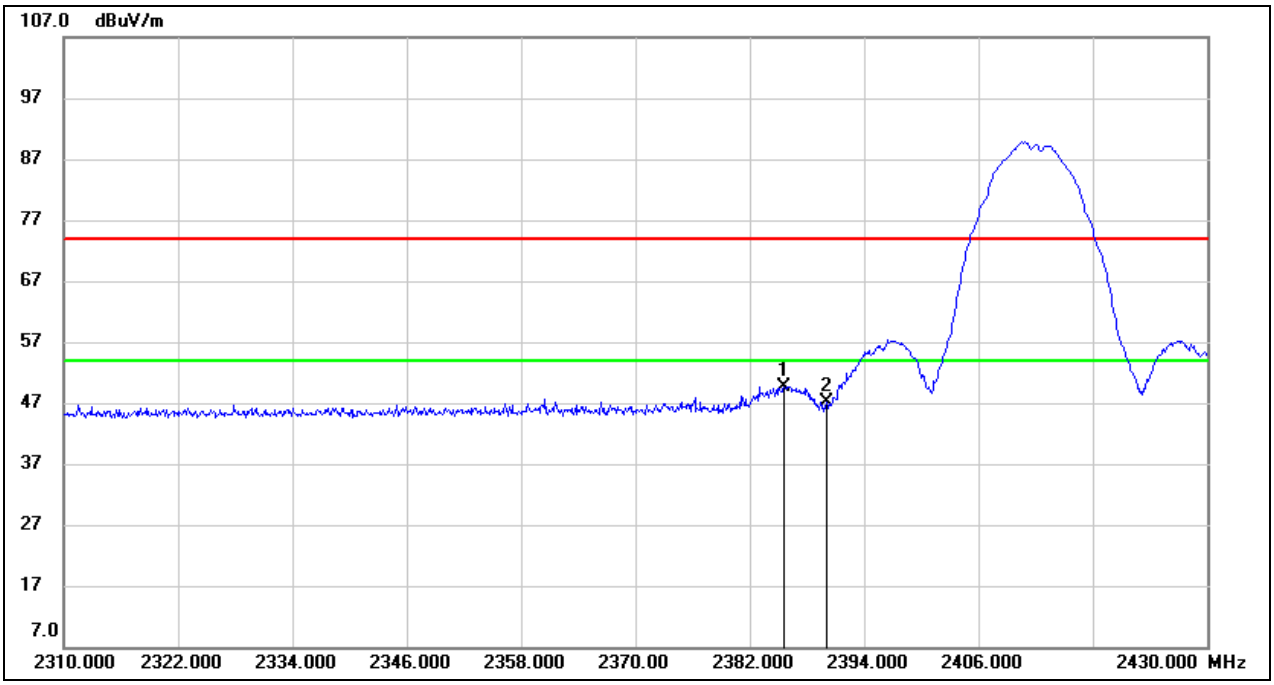

No.	Frequency (MHz)	Reading (dBuV)	Correct (dB/m)	Result (dBuV/m)	Limit (dBuV/m)	Margin (dB)	Remark
1	2385.600	17.58	32.14	49.72	74.00	-24.28	peak
2	2390.000	15.00	32.16	47.16	74.00	-26.84	peak

This report shall not be reproduced except in full, without the written approval of UL Verification Services (Guangzhou) Co., Ltd, Song Shan Lake Branch.

Test Mode:	802.11b PK	Channel:	2462
Polarity:	Horizontal	Test Voltage:	DC 5 V

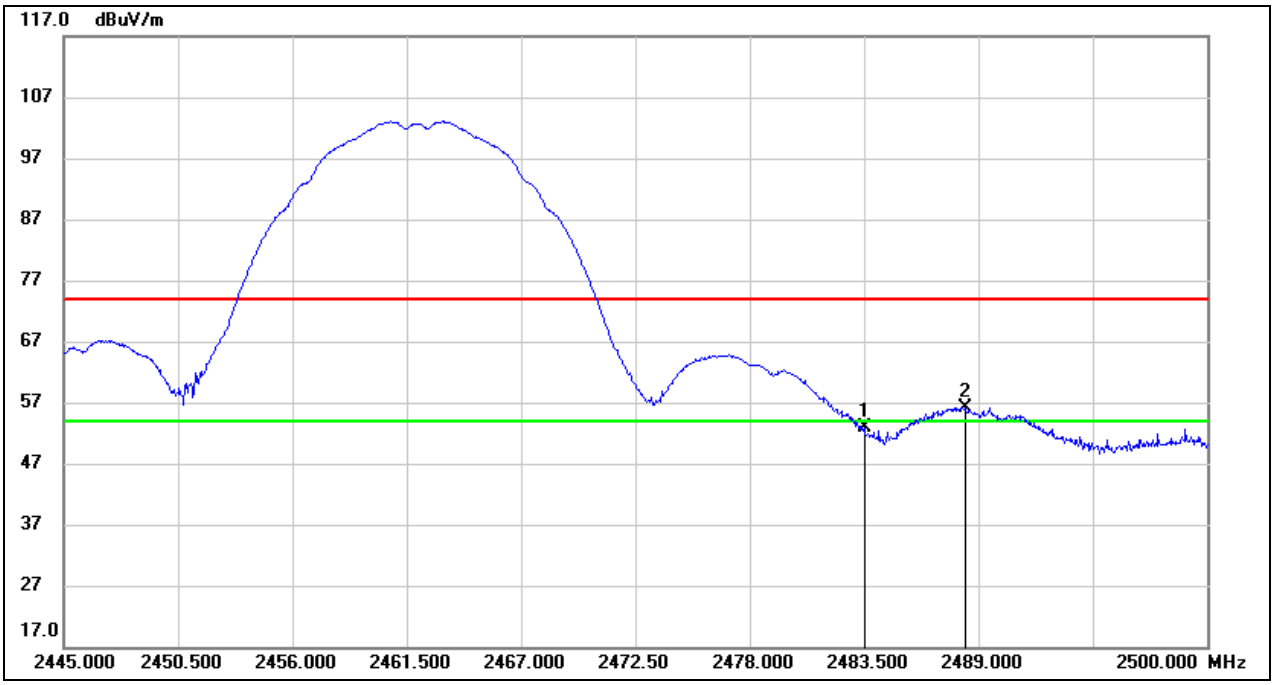

No.	Frequency (MHz)	Reading (dBuV)	Correct (dB/m)	Result (dBuV/m)	Limit (dBuV/m)	Margin (dB)	Remark
1	2483.500	20.33	32.44	52.77	74.00	-21.23	peak
2	2488.340	23.55	32.46	56.01	74.00	-17.99	peak

This report shall not be reproduced except in full, without the written approval of UL Verification Services (Guangzhou) Co., Ltd, Song Shan Lake Branch.

Test Mode:	802.11b AV	Channel:	2462
Polarity:	Horizontal	Test Voltage:	DC 5 V

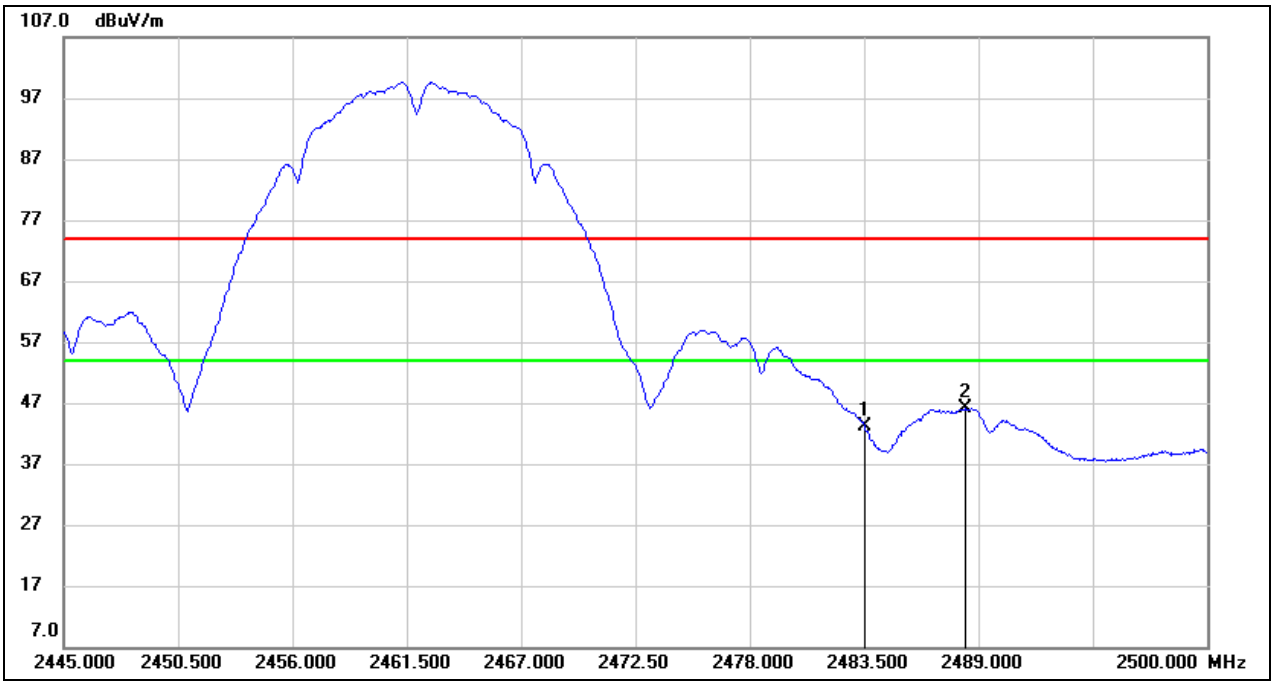

No.	Frequency (MHz)	Reading (dBuV)	Correct (dB/m)	Result (dBuV/m)	Limit (dBuV/m)	Margin (dB)	Remark
1	2483.500	10.63	32.44	43.07	54.00	-10.93	AVG
2	2488.340	13.67	32.46	46.13	54.00	-7.87	AVG

This report shall not be reproduced except in full, without the written approval of UL Verification Services (Guangzhou) Co., Ltd, Song Shan Lake Branch.

Test Mode:	802.11g PK	Channel:	2412
Polarity:	Horizontal	Test Voltage:	DC 5 V

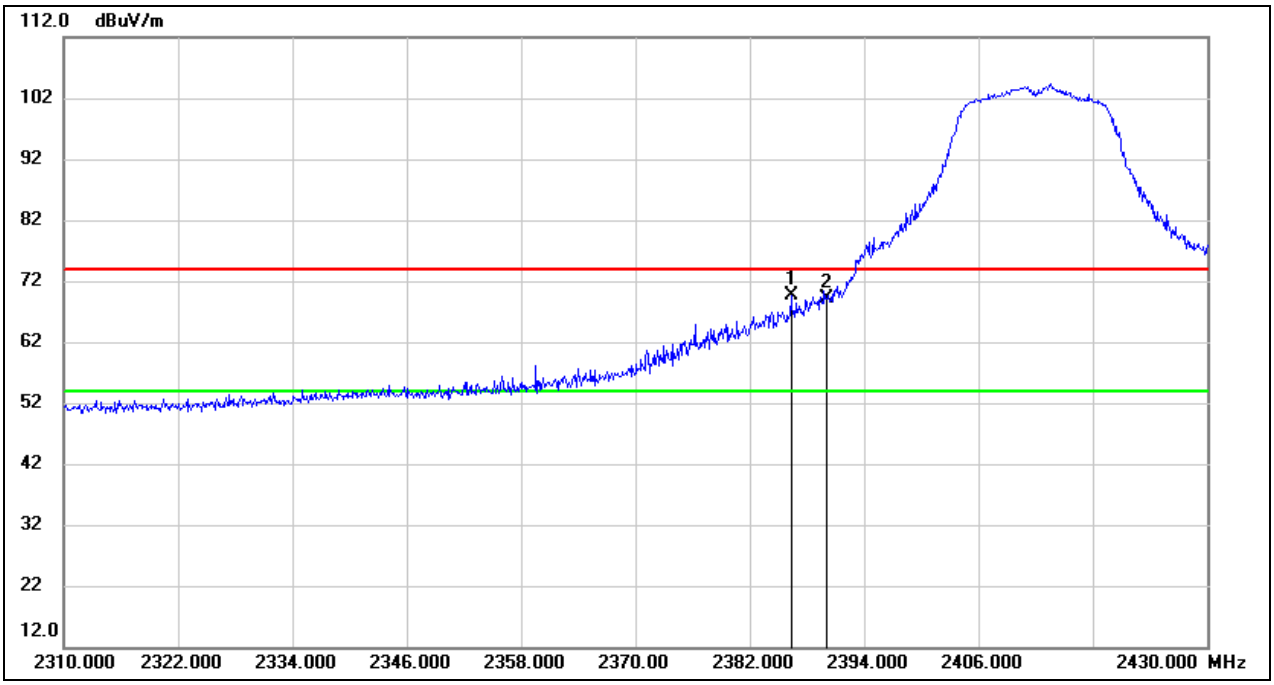

No.	Frequency (MHz)	Reading (dBuV)	Correct (dB/m)	Result (dBuV/m)	Limit (dBuV/m)	Margin (dB)	Remark
1	2386.320	37.39	32.14	69.53	74.00	-4.47	peak
2	2390.000	37.09	32.16	69.25	74.00	-4.75	peak

This report shall not be reproduced except in full, without the written approval of UL Verification Services (Guangzhou) Co., Ltd, Song Shan Lake Branch.

Test Mode:	802.11g AV	Channel:	2412
Polarity:	Horizontal	Test Voltage:	DC 5 V

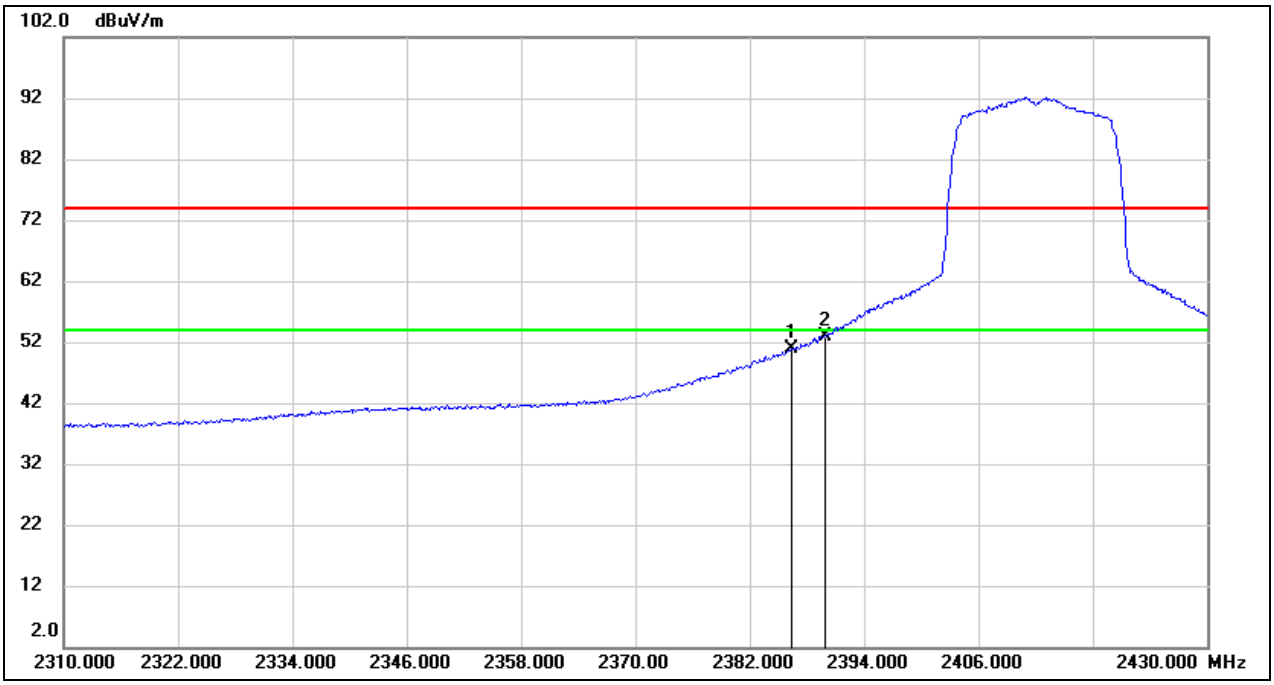

No.	Frequency (MHz)	Reading (dBuV)	Correct (dB/m)	Result (dBuV/m)	Limit (dBuV/m)	Margin (dB)	Remark
1	2386.320	18.69	32.14	50.83	54.00	-3.17	AVG
2	2390.000	20.80	32.16	52.96	54.00	-1.04	AVG

This report shall not be reproduced except in full, without the written approval of UL Verification Services (Guangzhou) Co., Ltd, Song Shan Lake Branch.

Test Mode:	802.11g PK	Channel:	2462
Polarity:	Horizontal	Test Voltage:	DC 5 V

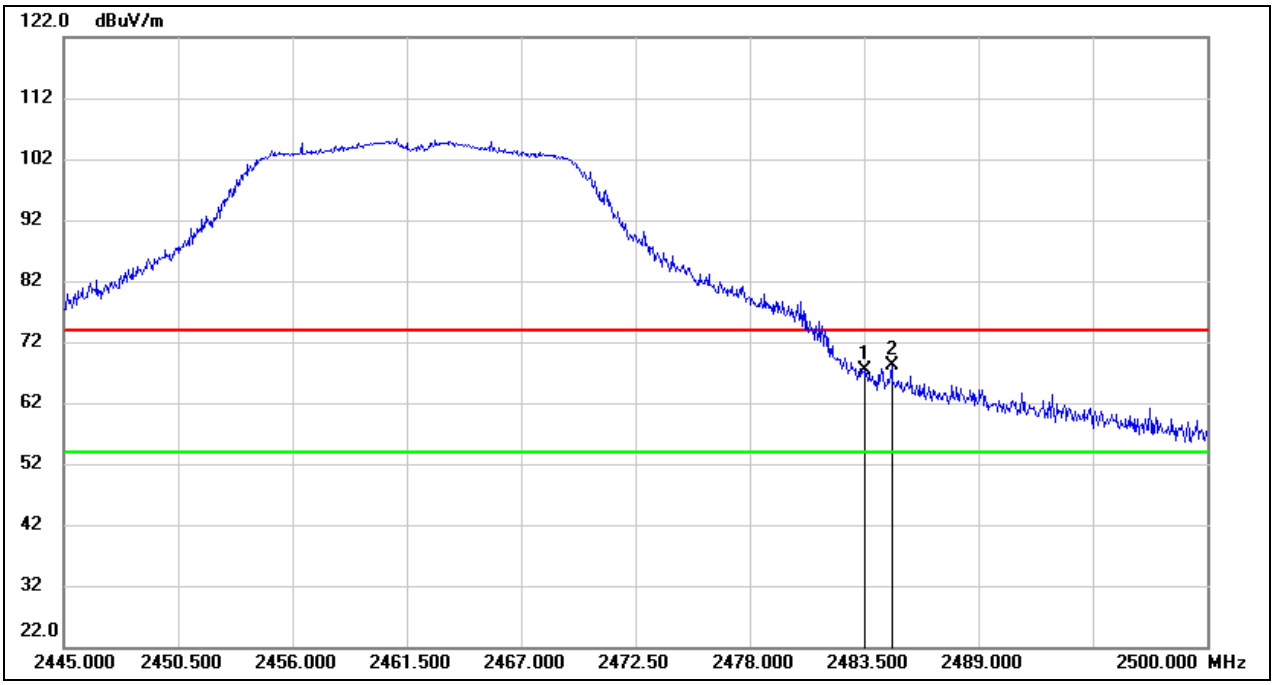

No.	Frequency (MHz)	Reading (dBuV)	Correct (dB/m)	Result (dBuV/m)	Limit (dBuV/m)	Margin (dB)	Remark
1	2483.500	34.90	32.44	67.34	74.00	-6.66	peak
2	2484.820	35.60	32.44	68.04	74.00	-5.96	peak

This report shall not be reproduced except in full, without the written approval of UL Verification Services (Guangzhou) Co., Ltd, Song Shan Lake Branch.

Test Mode:	802.11g AV	Channel:	2462
Polarity:	Horizontal	Test Voltage:	DC 5 V

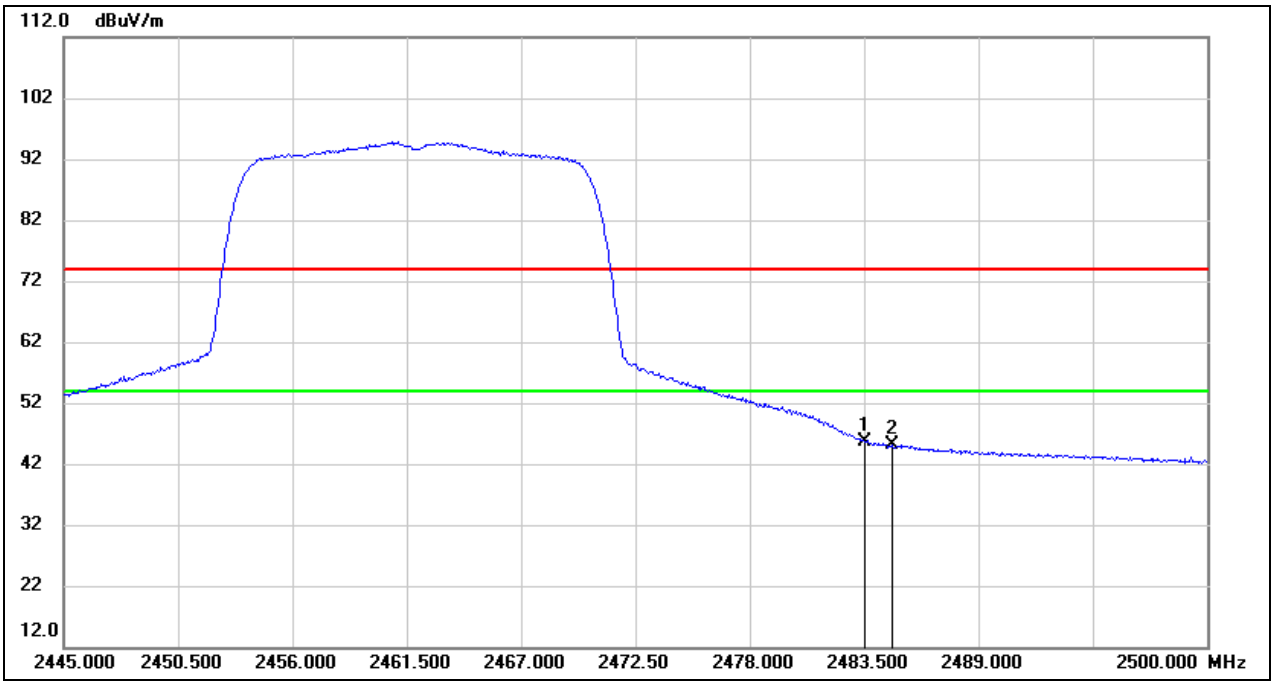

No.	Frequency (MHz)	Reading (dBuV)	Correct (dB/m)	Result (dBuV/m)	Limit (dBuV/m)	Margin (dB)	Remark
1	2483.500	13.28	32.44	45.72	54.00	-8.28	AVG
2	2484.820	12.65	32.44	45.09	54.00	-8.91	AVG

This report shall not be reproduced except in full, without the written approval of UL Verification Services (Guangzhou) Co., Ltd, Song Shan Lake Branch.

Test Mode:	802.11n HT20 PK	Channel:	2412
Polarity:	Horizontal	Test Voltage:	DC 5 V

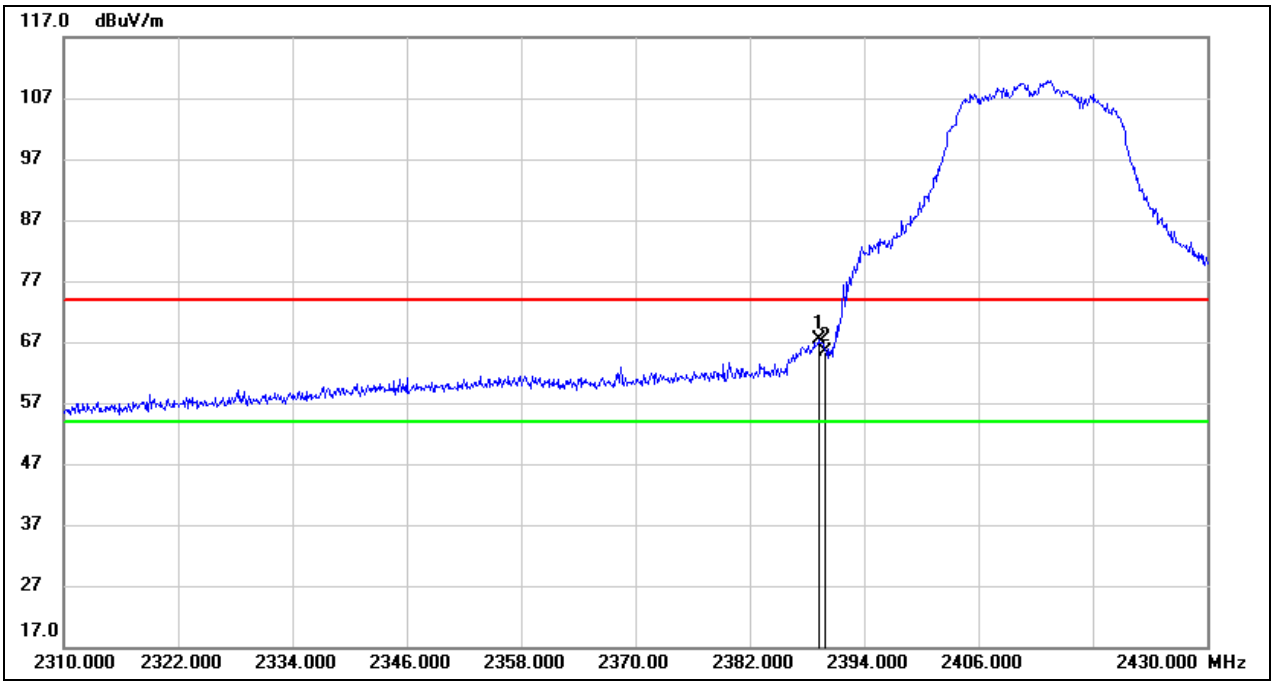

No.	Frequency (MHz)	Reading (dBuV)	Correct (dB/m)	Result (dBuV/m)	Limit (dBuV/m)	Margin (dB)	Remark
1	2389.200	35.14	32.16	67.30	74.00	-6.70	peak
2	2390.000	33.22	32.16	65.38	74.00	-8.62	peak

This report shall not be reproduced except in full, without the written approval of UL Verification Services (Guangzhou) Co., Ltd, Song Shan Lake Branch.

Test Mode:	802.11n HT20 AV	Channel:	2412
Polarity:	Horizontal	Test Voltage:	DC 5 V

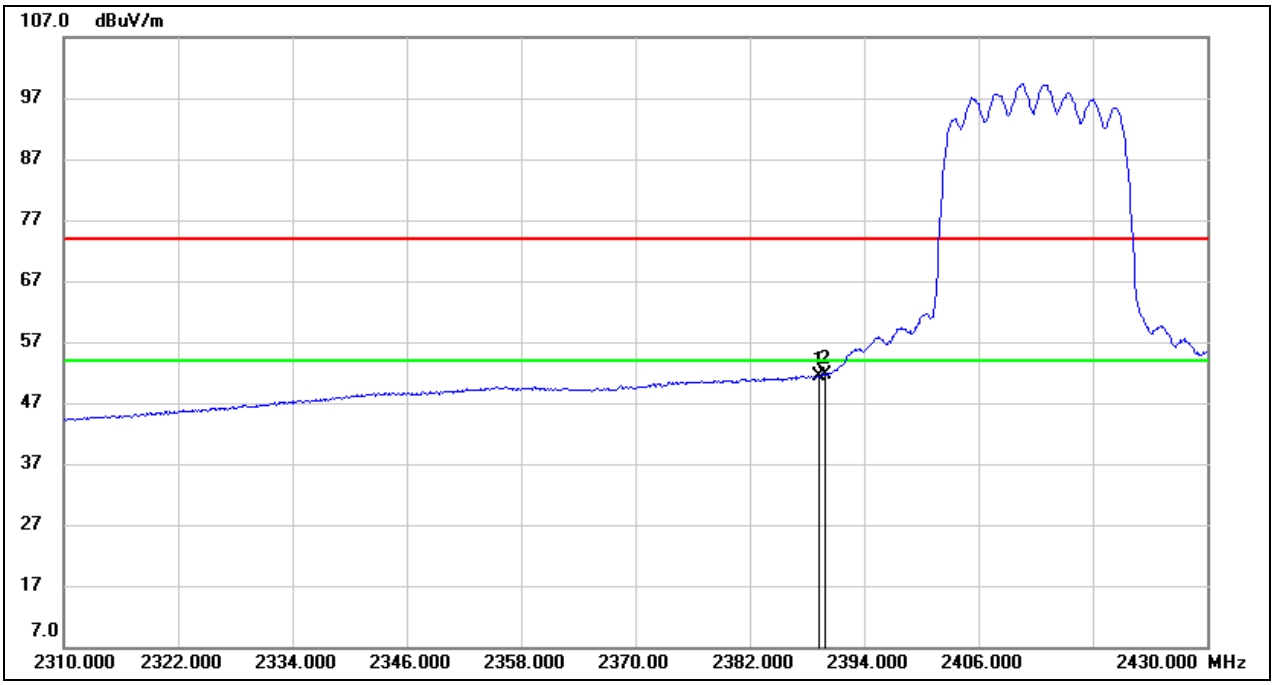

No.	Frequency (MHz)	Reading (dBuV)	Correct (dB/m)	Result (dBuV/m)	Limit (dBuV/m)	Margin (dB)	Remark
1	2389.200	19.26	32.16	51.42	54.00	-2.58	AVG
2	2390.000	19.53	32.16	51.69	54.00	-2.31	AVG

This report shall not be reproduced except in full, without the written approval of UL Verification Services (Guangzhou) Co., Ltd, Song Shan Lake Branch.

Test Mode:	802.11n HT20 PK	Channel:	2462
Polarity:	Horizontal	Test Voltage:	DC 5 V

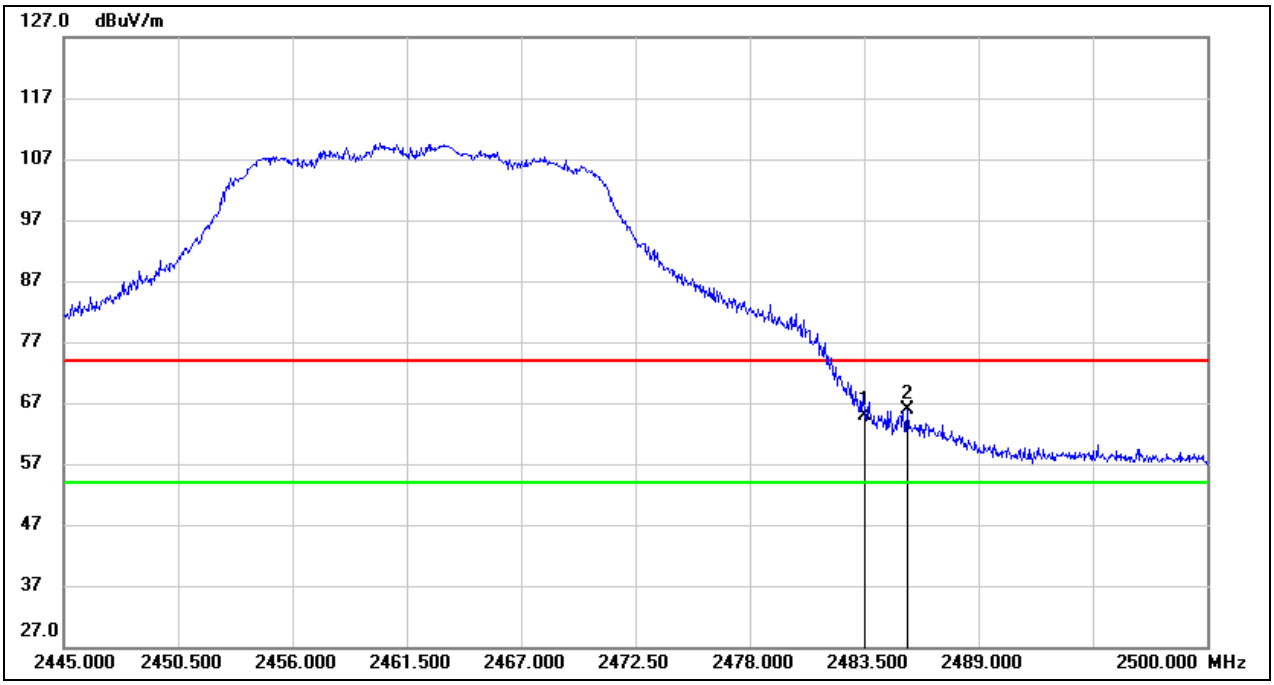

No.	Frequency (MHz)	Reading (dBuV)	Correct (dB/m)	Result (dBuV/m)	Limit (dBuV/m)	Margin (dB)	Remark
1	2483.500	32.55	32.44	64.99	74.00	-9.01	peak
2	2485.590	33.47	32.44	65.91	74.00	-8.09	peak

This report shall not be reproduced except in full, without the written approval of UL Verification Services (Guangzhou) Co., Ltd, Song Shan Lake Branch.

Test Mode:	802.11n HT20 AV	Channel:	2462
Polarity:	Horizontal	Test Voltage:	DC 5 V

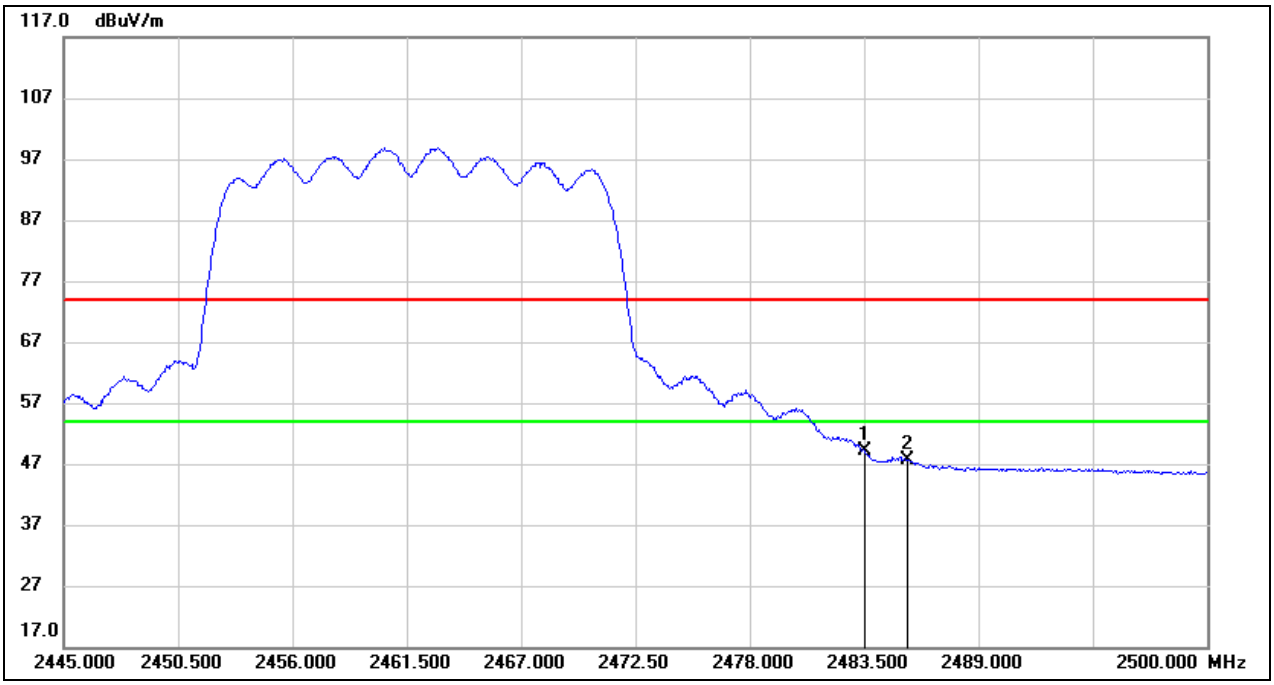

No.	Frequency (MHz)	Reading (dBuV)	Correct (dB/m)	Result (dBuV/m)	Limit (dBuV/m)	Margin (dB)	Remark
1	2483.500	16.67	32.44	49.11	54.00	-4.89	AVG
2	2485.590	15.24	32.44	47.68	54.00	-6.32	AVG

This report shall not be reproduced except in full, without the written approval of UL Verification Services (Guangzhou) Co., Ltd, Song Shan Lake Branch.

Test Mode:	802.11n HT40 PK	Channel:	2422
Polarity:	Horizontal	Test Voltage:	DC 5 V

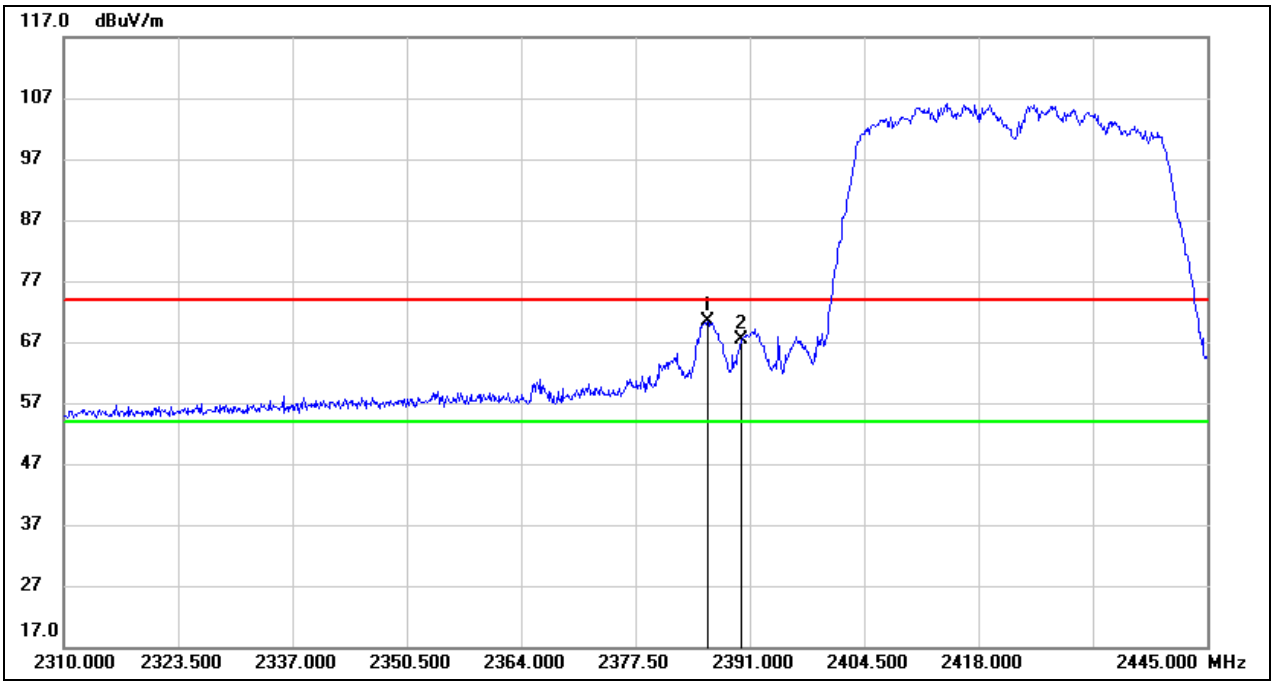

No.	Frequency (MHz)	Reading (dBuV)	Correct (dB/m)	Result (dBuV/m)	Limit (dBuV/m)	Margin (dB)	Remark
1	2386.005	38.23	32.14	70.37	74.00	-3.63	peak
2	2390.000	35.23	32.16	67.39	74.00	-6.61	peak

This report shall not be reproduced except in full, without the written approval of UL Verification Services (Guangzhou) Co., Ltd, Song Shan Lake Branch.

Test Mode:	802.11n HT40 AV	Channel:	2422
Polarity:	Horizontal	Test Voltage:	DC 5 V

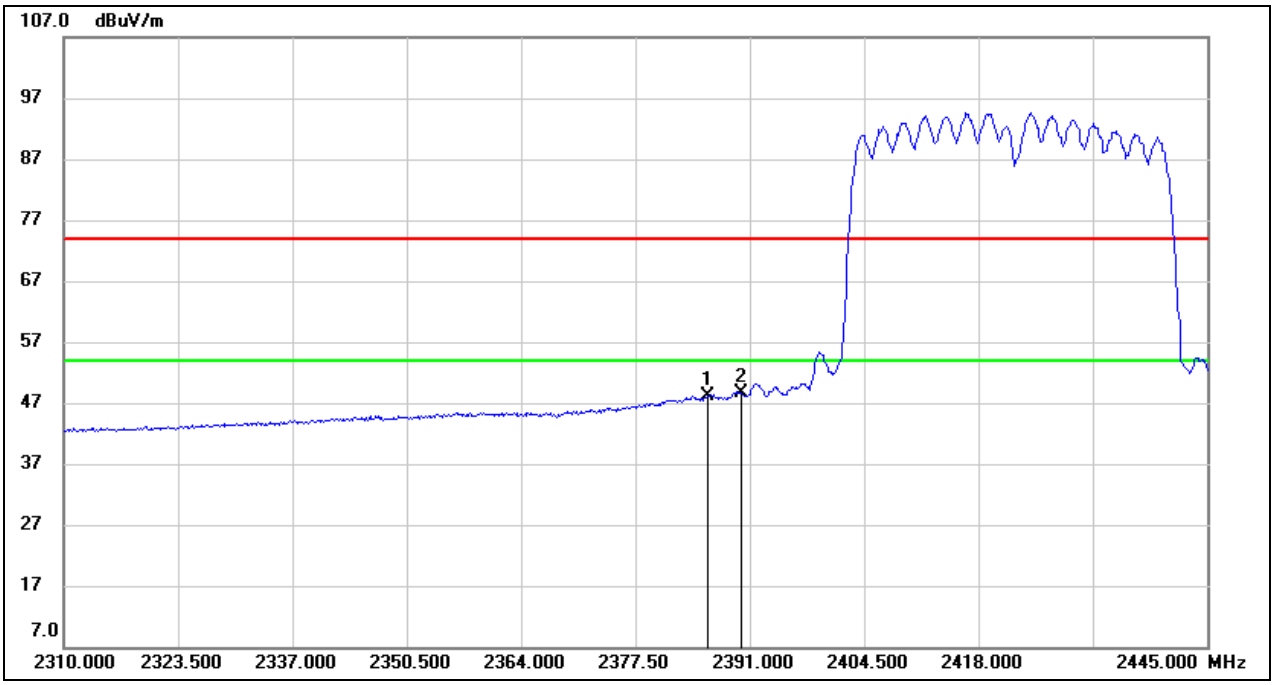

No.	Frequency (MHz)	Reading (dBuV)	Correct (dB/m)	Result (dBuV/m)	Limit (dBuV/m)	Margin (dB)	Remark
1	2386.005	15.96	32.14	48.10	54.00	-5.90	AVG
2	2390.000	16.38	32.16	48.54	54.00	-5.46	AVG

This report shall not be reproduced except in full, without the written approval of UL Verification Services (Guangzhou) Co., Ltd, Song Shan Lake Branch.

Test Mode:	802.11n HT40 PK	Channel:	2452
Polarity:	Horizontal	Test Voltage:	DC 5 V

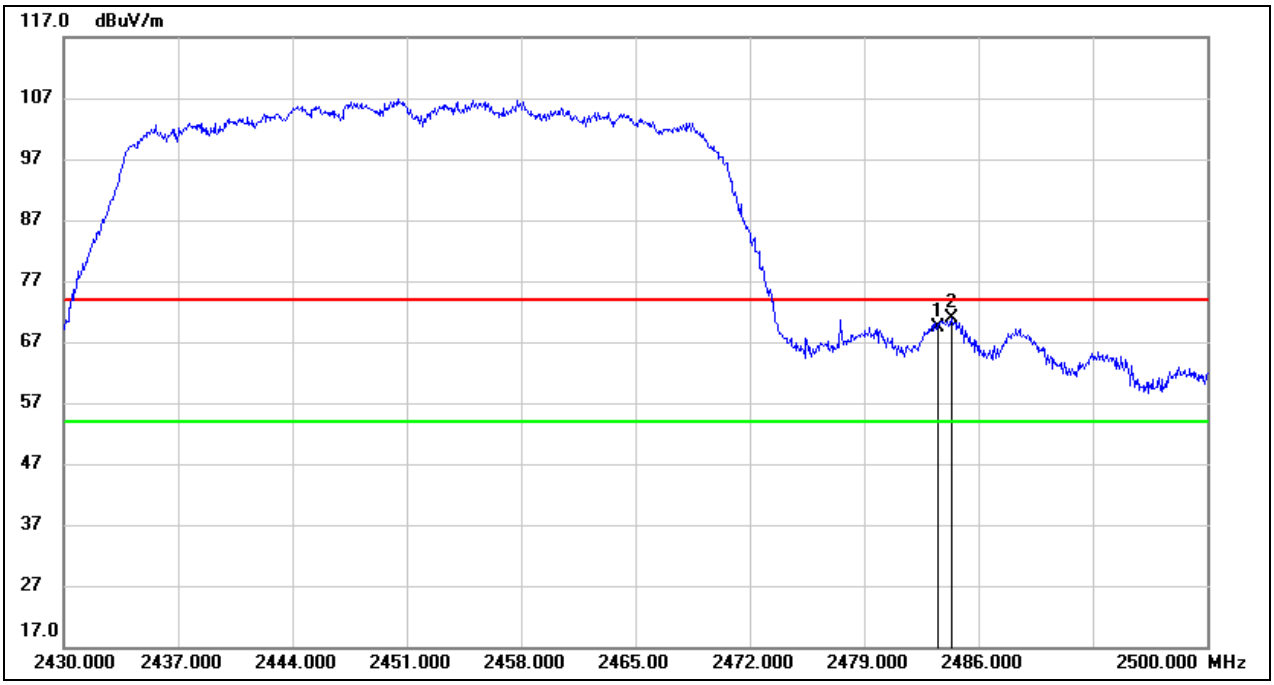

No.	Frequency (MHz)	Reading (dBuV)	Correct (dB/m)	Result (dBuV/m)	Limit (dBuV/m)	Margin (dB)	Remark
1	2483.500	37.06	32.44	69.50	74.00	-4.50	peak
2	2484.320	38.38	32.44	70.82	74.00	-3.18	peak

This report shall not be reproduced except in full, without the written approval of UL Verification Services (Guangzhou) Co., Ltd, Song Shan Lake Branch.

Test Mode:	802.11n HT40 AV	Channel:	2452
Polarity:	Horizontal	Test Voltage:	DC 5 V

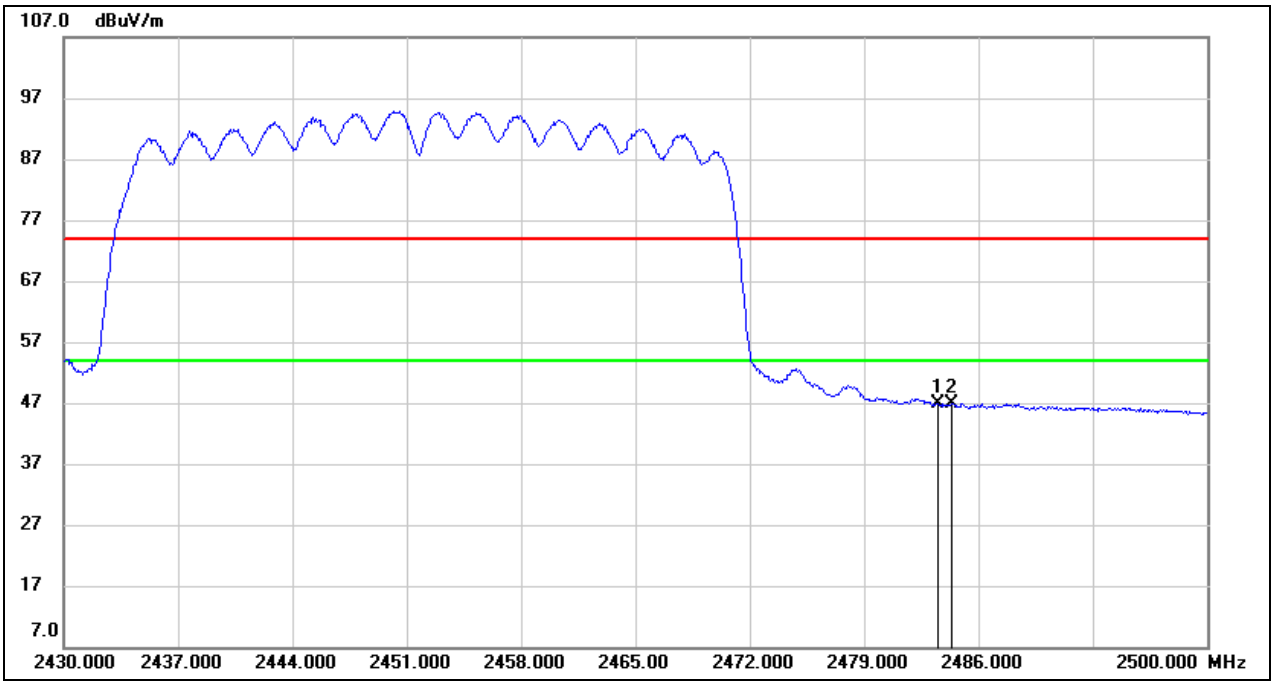

No.	Frequency (MHz)	Reading (dBuV)	Correct (dB/m)	Result (dBuV/m)	Limit (dBuV/m)	Margin (dB)	Remark
1	2483.500	14.32	32.44	46.76	54.00	-7.24	AVG
2	2484.320	14.36	32.44	46.80	54.00	-7.20	AVG

This report shall not be reproduced except in full, without the written approval of UL Verification Services (Guangzhou) Co., Ltd, Song Shan Lake Branch.

Test Mode:	802.11ax HE20 PK	Channel:	2412
Polarity:	Horizontal	Test Voltage:	DC 5 V

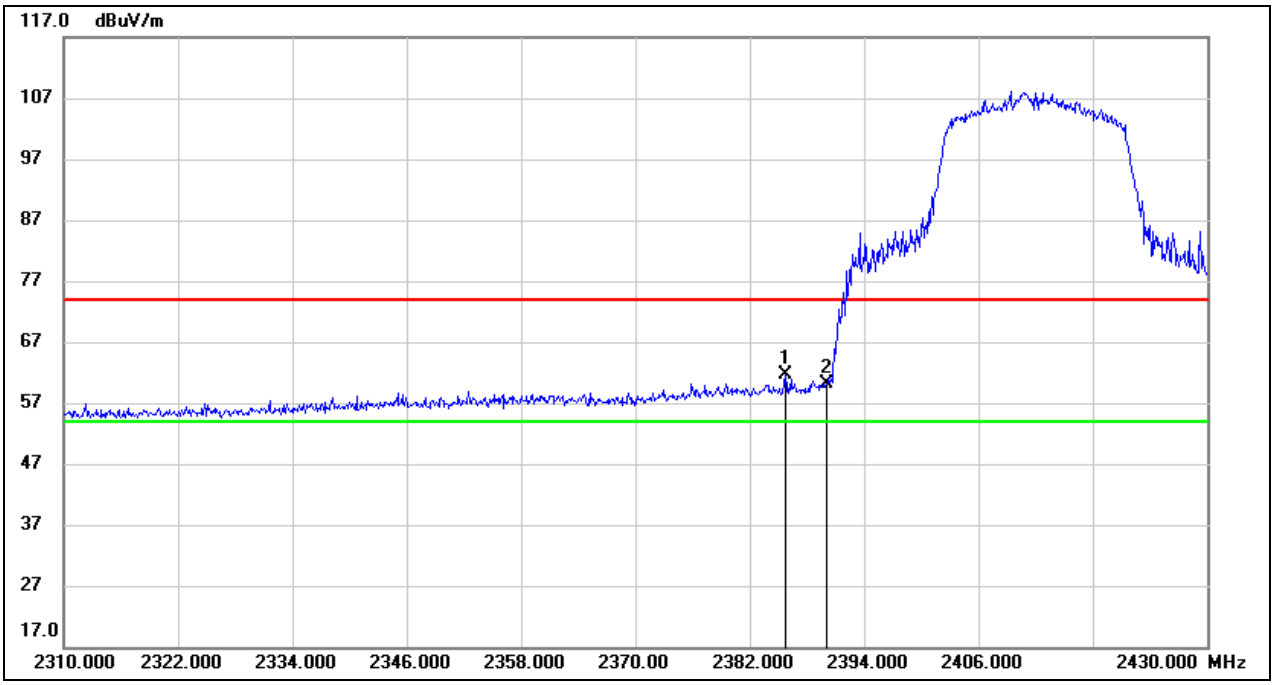

No.	Frequency (MHz)	Reading (dBuV)	Correct (dB/m)	Result (dBuV/m)	Limit (dBuV/m)	Margin (dB)	Remark
1	2385.720	29.58	32.14	61.72	74.00	-12.28	peak
2	2390.000	27.91	32.16	60.07	74.00	-13.93	peak

This report shall not be reproduced except in full, without the written approval of UL Verification Services (Guangzhou) Co., Ltd, Song Shan Lake Branch.

Test Mode:	802.11ax HE20 AV	Channel:	2412
Polarity:	Horizontal	Test Voltage:	DC 5 V

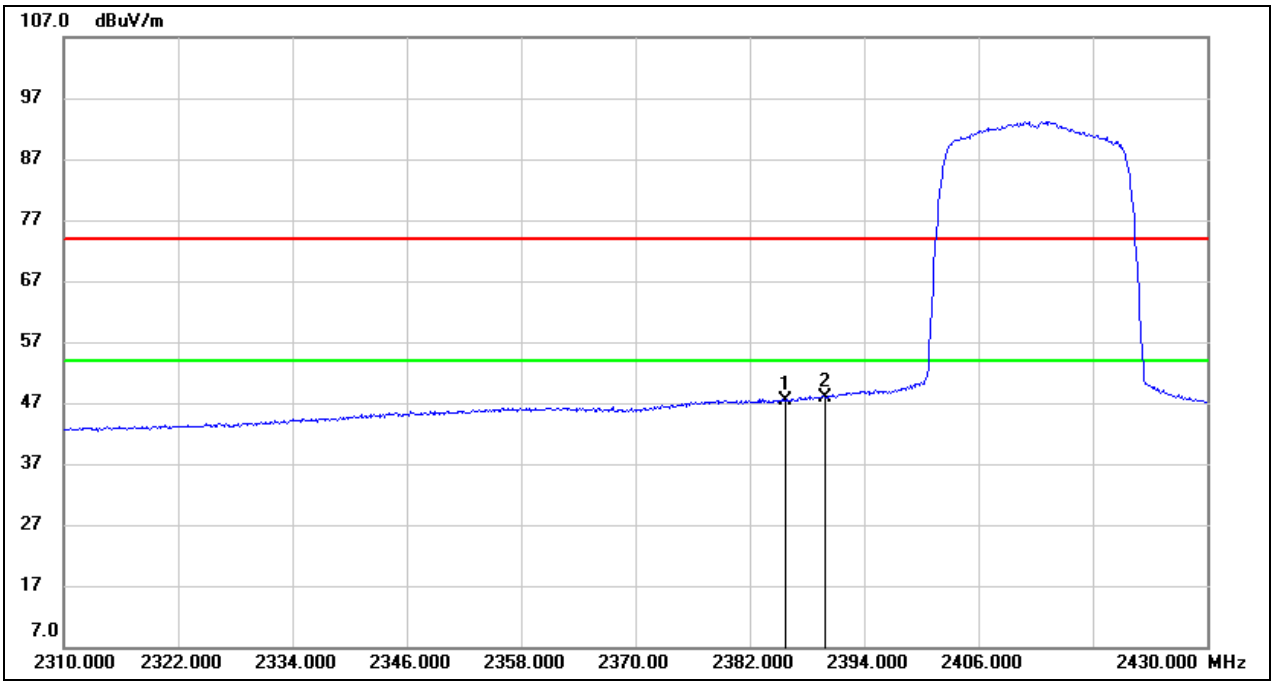

No.	Frequency (MHz)	Reading (dBuV)	Correct (dB/m)	Result (dBuV/m)	Limit (dBuV/m)	Margin (dB)	Remark
1	2385.720	15.15	32.14	47.29	54.00	-6.71	AVG
2	2390.000	15.77	32.16	47.93	54.00	-6.07	AVG

This report shall not be reproduced except in full, without the written approval of UL Verification Services (Guangzhou) Co., Ltd, Song Shan Lake Branch.

Test Mode:	802.11ax HE20 PK	Channel:	2462
Polarity:	Horizontal	Test Voltage:	DC 5 V

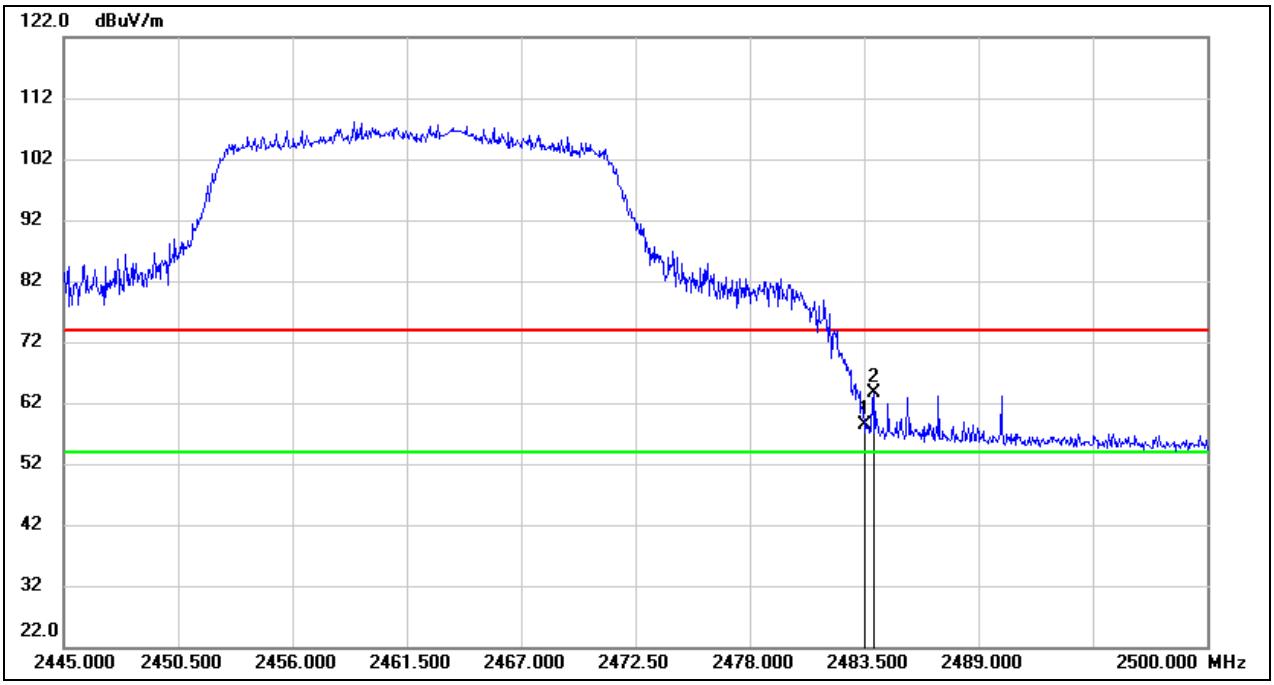

No.	Frequency (MHz)	Reading (dBuV)	Correct (dB/m)	Result (dBuV/m)	Limit (dBuV/m)	Margin (dB)	Remark
1	2483.500	25.86	32.44	58.30	74.00	-15.70	peak
2	2483.995	31.14	32.44	63.58	74.00	-10.42	peak

This report shall not be reproduced except in full, without the written approval of UL Verification Services (Guangzhou) Co., Ltd, Song Shan Lake Branch.

Test Mode:	802.11ax HE20 AV	Channel:	2462
Polarity:	Horizontal	Test Voltage:	DC 5 V

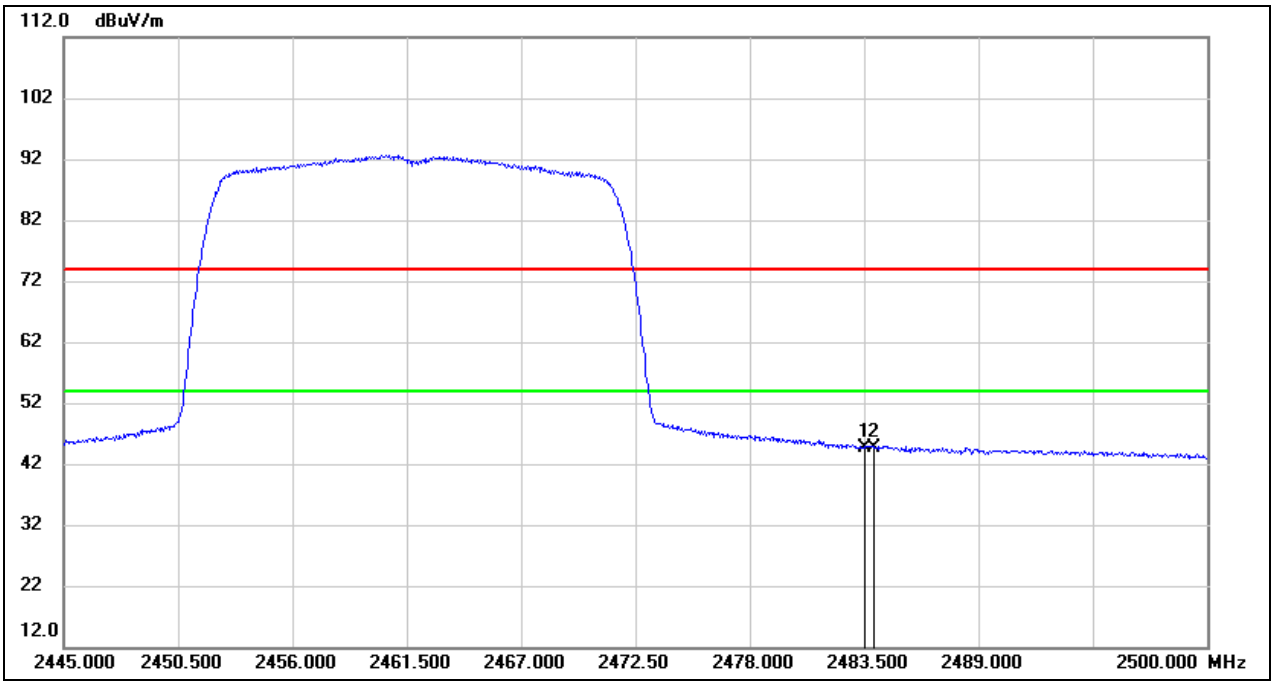

No.	Frequency (MHz)	Reading (dBuV)	Correct (dB/m)	Result (dBuV/m)	Limit (dBuV/m)	Margin (dB)	Remark
1	2483.500	12.19	32.44	44.63	54.00	-9.37	AVG
2	2483.995	12.29	32.44	44.73	54.00	-9.27	AVG

This report shall not be reproduced except in full, without the written approval of UL Verification Services (Guangzhou) Co., Ltd, Song Shan Lake Branch.

Test Mode:	802.11ax HE40 PK	Channel:	2422
Polarity:	Horizontal	Test Voltage:	DC 5 V

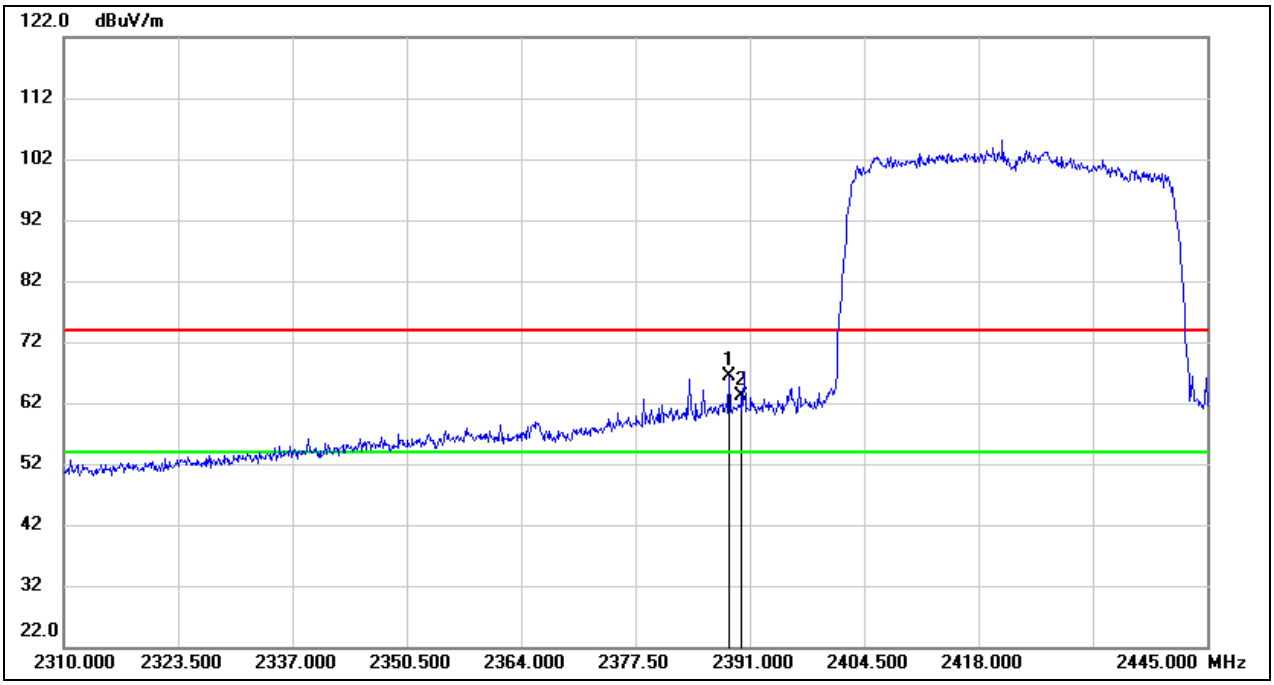

No.	Frequency (MHz)	Reading (dBuV)	Correct (dB/m)	Result (dBuV/m)	Limit (dBuV/m)	Margin (dB)	Remark
1	2388.570	34.23	32.16	66.39	74.00	-7.61	peak
2	2390.000	30.85	32.16	63.01	74.00	-10.99	peak

This report shall not be reproduced except in full, without the written approval of UL Verification Services (Guangzhou) Co., Ltd, Song Shan Lake Branch.

Test Mode:	802.11ax HE40 AV	Channel:	2422
Polarity:	Horizontal	Test Voltage:	DC 5 V

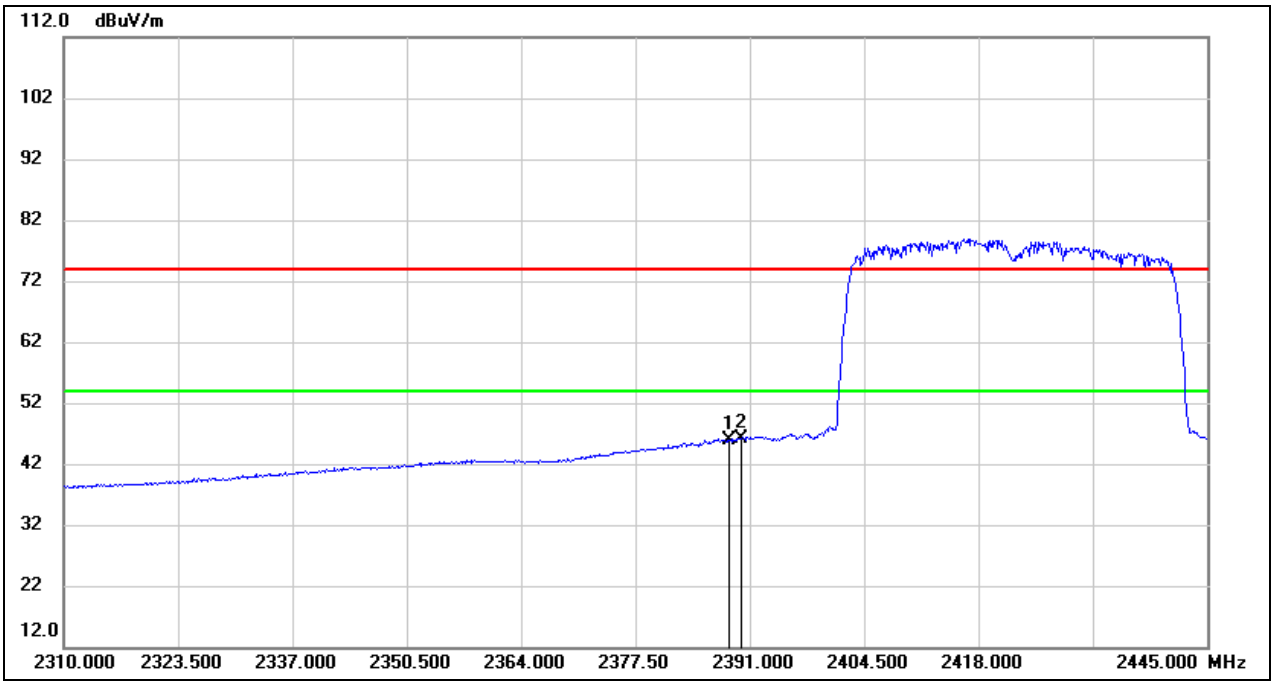

No.	Frequency (MHz)	Reading (dBuV)	Correct (dB/m)	Result (dBuV/m)	Limit (dBuV/m)	Margin (dB)	Remark
1	2388.570	13.78	32.16	45.94	54.00	-8.06	AVG
2	2390.000	13.89	32.16	46.05	54.00	-7.95	AVG

This report shall not be reproduced except in full, without the written approval of UL Verification Services (Guangzhou) Co., Ltd, Song Shan Lake Branch.

Test Mode:	802.11ax HE40 PK	Channel:	2452
Polarity:	Horizontal	Test Voltage:	DC 5 V

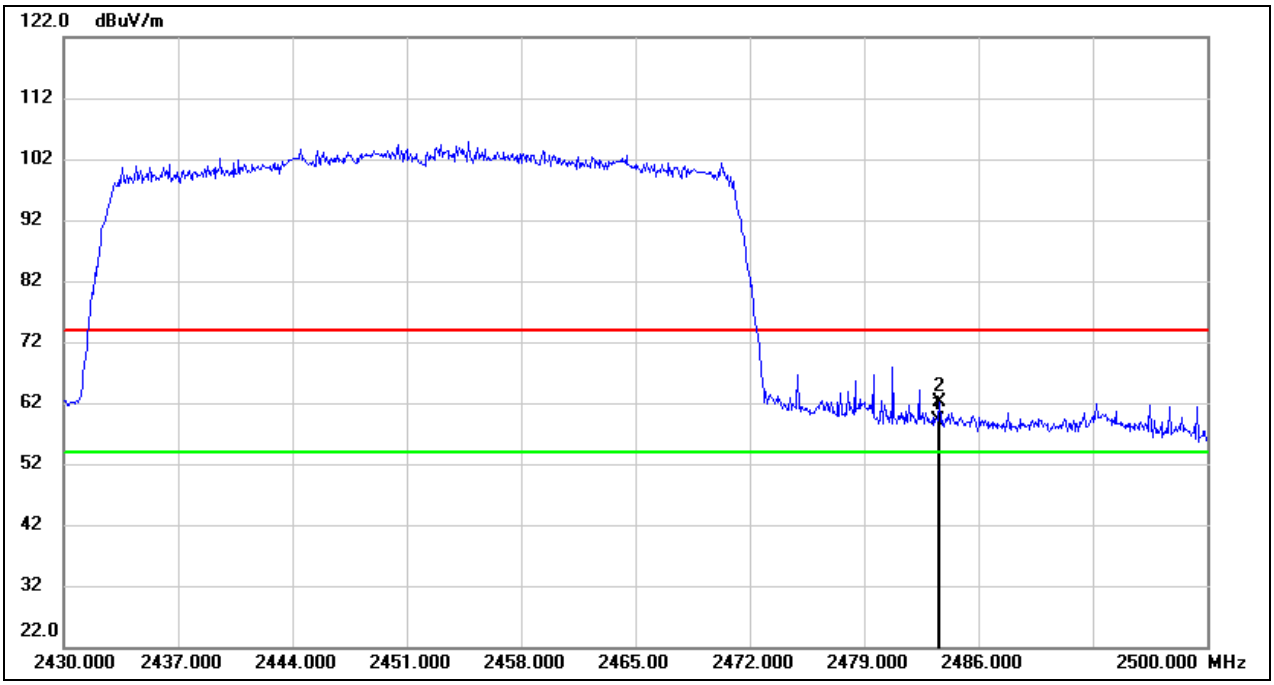

No.	Frequency (MHz)	Reading (dBuV)	Correct (dB/m)	Result (dBuV/m)	Limit (dBuV/m)	Margin (dB)	Remark
1	2483.500	26.64	32.44	59.08	74.00	-14.92	peak
2	2483.620	29.64	32.44	62.08	74.00	-11.92	peak

This report shall not be reproduced except in full, without the written approval of UL Verification Services (Guangzhou) Co., Ltd, Song Shan Lake Branch.

Test Mode:	802.11ax HE40 AV	Channel:	2452
Polarity:	Horizontal	Test Voltage:	DC 5 V

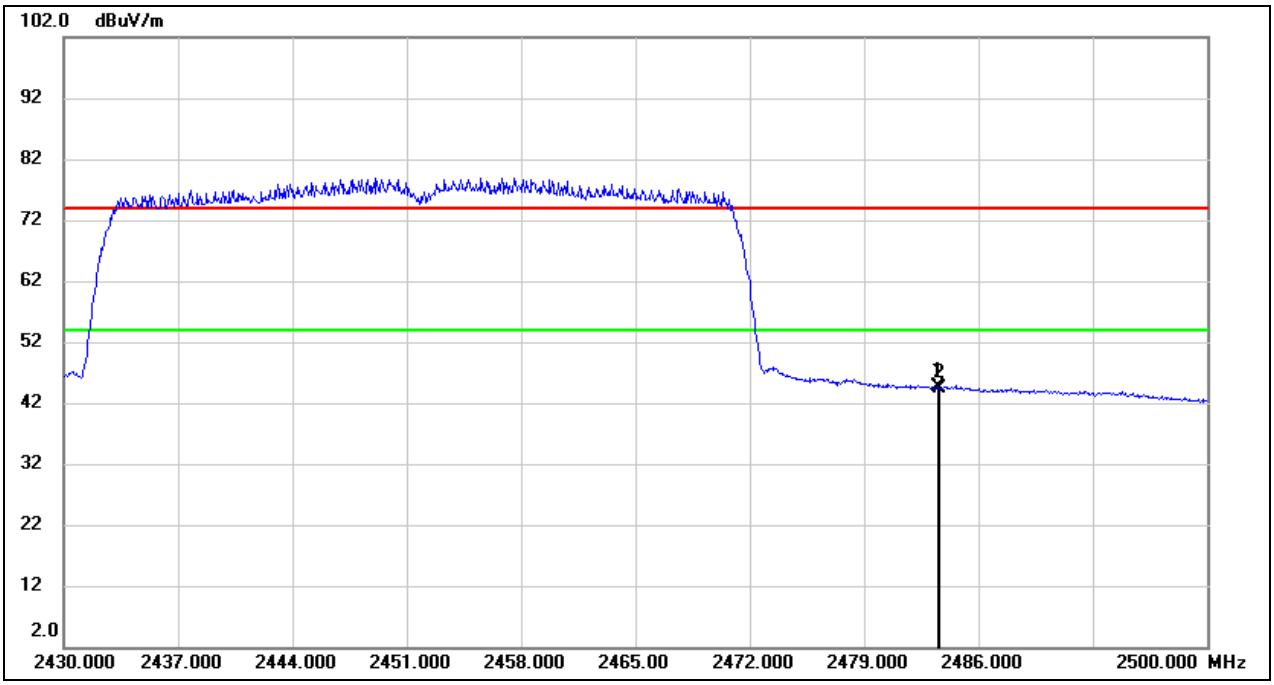

No.	Frequency (MHz)	Reading (dBuV)	Correct (dB/m)	Result (dBuV/m)	Limit (dBuV/m)	Margin (dB)	Remark
1	2483.500	12.16	32.44	44.60	54.00	-9.40	AVG
2	2483.620	11.94	32.44	44.38	54.00	-9.62	AVG

This report shall not be reproduced except in full, without the written approval of UL Verification Services (Guangzhou) Co., Ltd, Song Shan Lake Branch.

8.2. SPURIOUS EMISSIONS(1 GHZ~3 GHZ)

Test Mode:	802.11b	Channel:	2412
Polarity:	Horizontal	Test Voltage:	DC 5 V

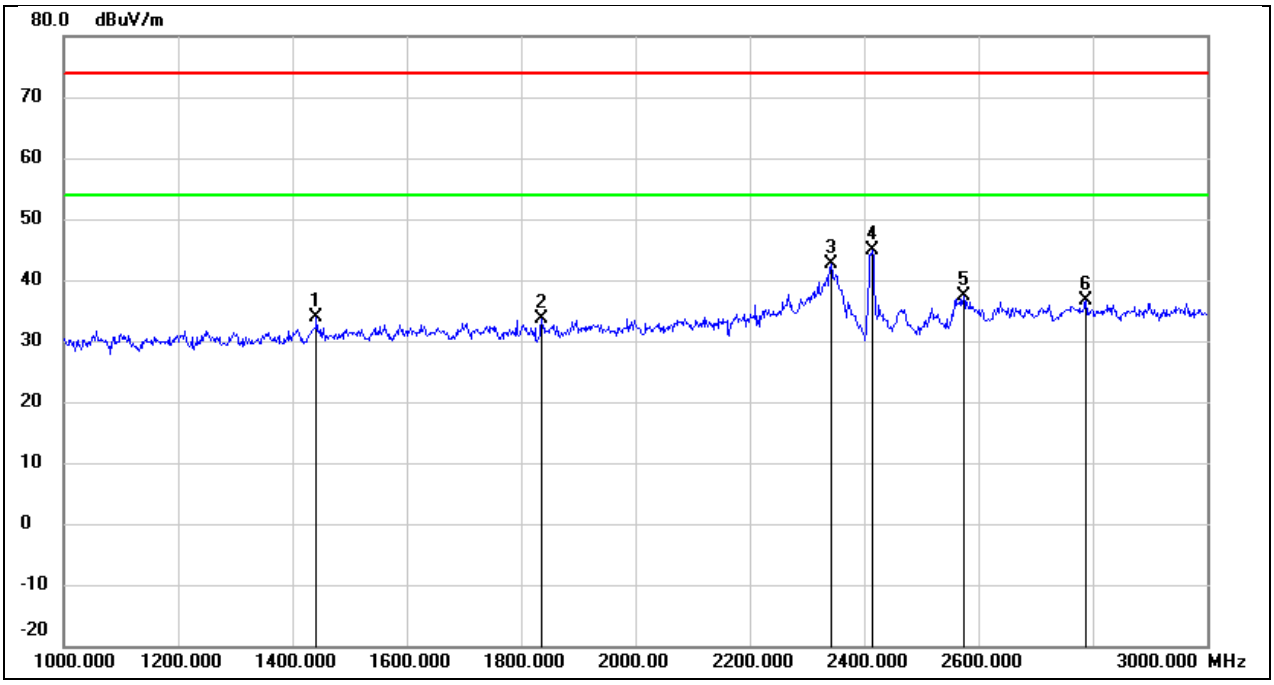

No.	Frequency (MHz)	Reading (dBuV)	Correct (dB/m)	Result (dBuV/m)	Limit (dBuV/m)	Margin (dB)	Remark
1	1442.000	46.79	-12.98	33.81	74.00	-40.19	peak
2	1836.000	45.33	-11.60	33.73	74.00	-40.27	peak
3	2342.000	51.85	-9.30	42.55	74.00	-31.45	peak
4	2412.000	53.90	-8.93	44.97	/	/	fundamental
5	2574.000	45.75	-8.27	37.48	74.00	-36.52	peak
6	2788.000	44.31	-7.62	36.69	74.00	-37.31	peak

This report shall not be reproduced except in full, without the written approval of UL Verification Services (Guangzhou) Co., Ltd, Song Shan Lake Branch.

Test Mode:	802.11b	Channel:	2412
Polarity:	Vertical	Test Voltage:	DC 5 V

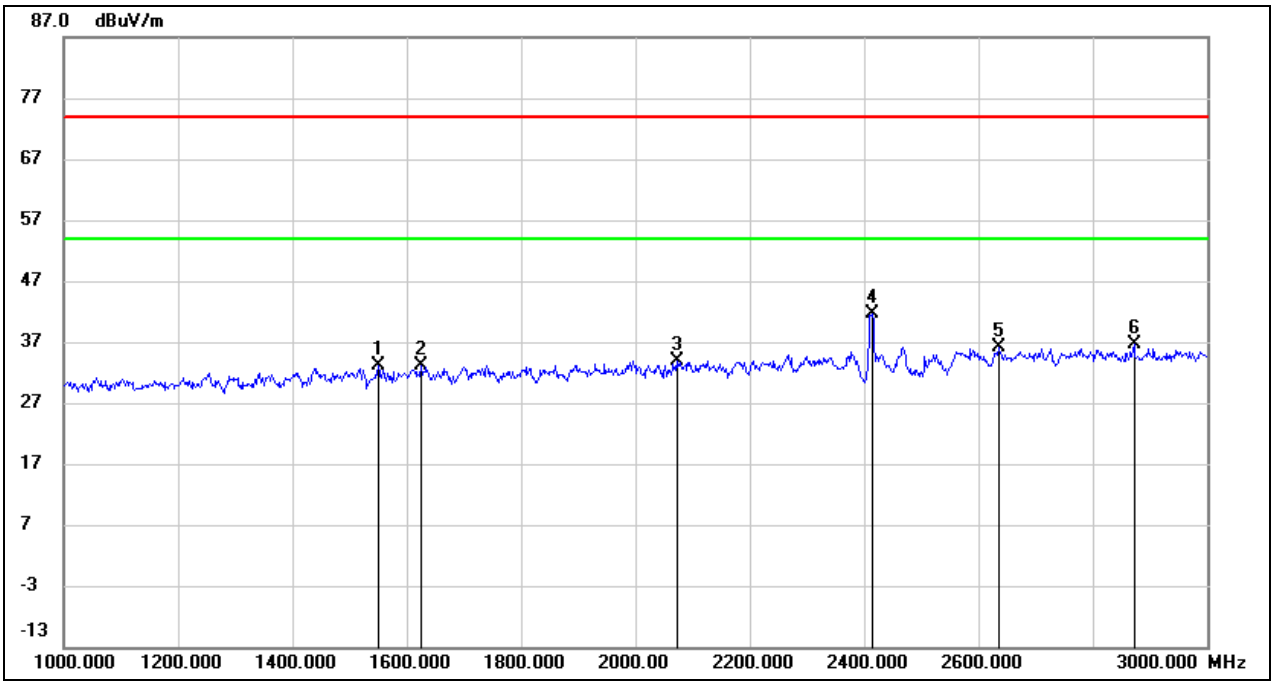

No.	Frequency (MHz)	Reading (dBuV)	Correct (dB/m)	Result (dBuV/m)	Limit (dBuV/m)	Margin (dB)	Remark
1	1550.000	45.57	-12.54	33.03	74.00	-40.97	peak
2	1624.000	45.44	-12.30	33.14	74.00	-40.86	peak
3	2072.000	44.65	-10.69	33.96	74.00	-40.04	peak
4	2412.000	50.67	-8.93	41.74	/	/	fundamental
5	2636.000	44.30	-8.08	36.22	74.00	-37.78	peak
6	2872.000	44.02	-7.37	36.65	74.00	-37.35	peak

This report shall not be reproduced except in full, without the written approval of UL Verification Services (Guangzhou) Co., Ltd, Song Shan Lake Branch.

Test Mode:	802.11b	Channel:	2437
Polarity:	Horizontal	Test Voltage:	DC 5 V

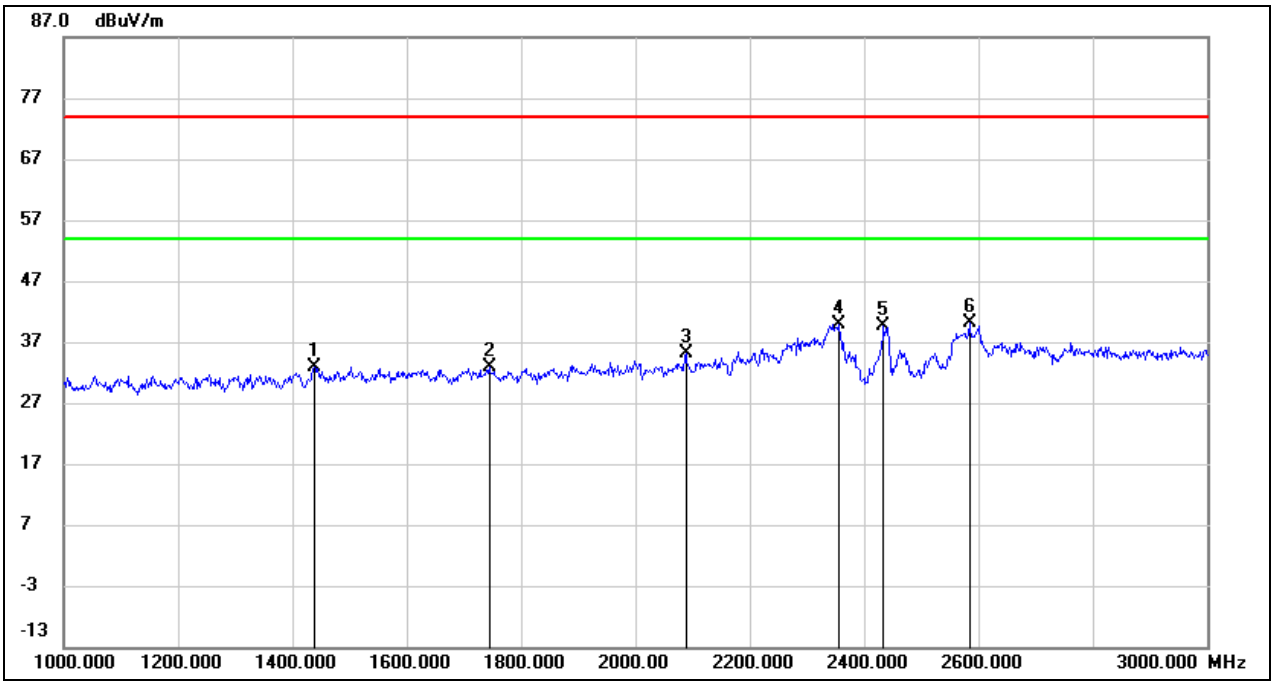

No.	Frequency (MHz)	Reading (dBuV)	Correct (dB/m)	Result (dBuV/m)	Limit (dBuV/m)	Margin (dB)	Remark
1	1438.000	45.88	-13.00	32.88	74.00	-41.12	peak
2	1744.000	44.74	-11.90	32.84	74.00	-41.16	peak
3	2088.000	45.84	-10.61	35.23	74.00	-38.77	peak
4	2356.000	49.19	-9.22	39.97	74.00	-34.03	peak
5	2437.000	48.35	-8.83	39.52	/	/	fundamental
6	2584.000	48.28	-8.24	40.04	74.00	-33.96	peak

This report shall not be reproduced except in full, without the written approval of UL Verification Services (Guangzhou) Co., Ltd, Song Shan Lake Branch.

Test Mode:	802.11b	Channel:	2437
Polarity:	Vertical	Test Voltage:	DC 5 V

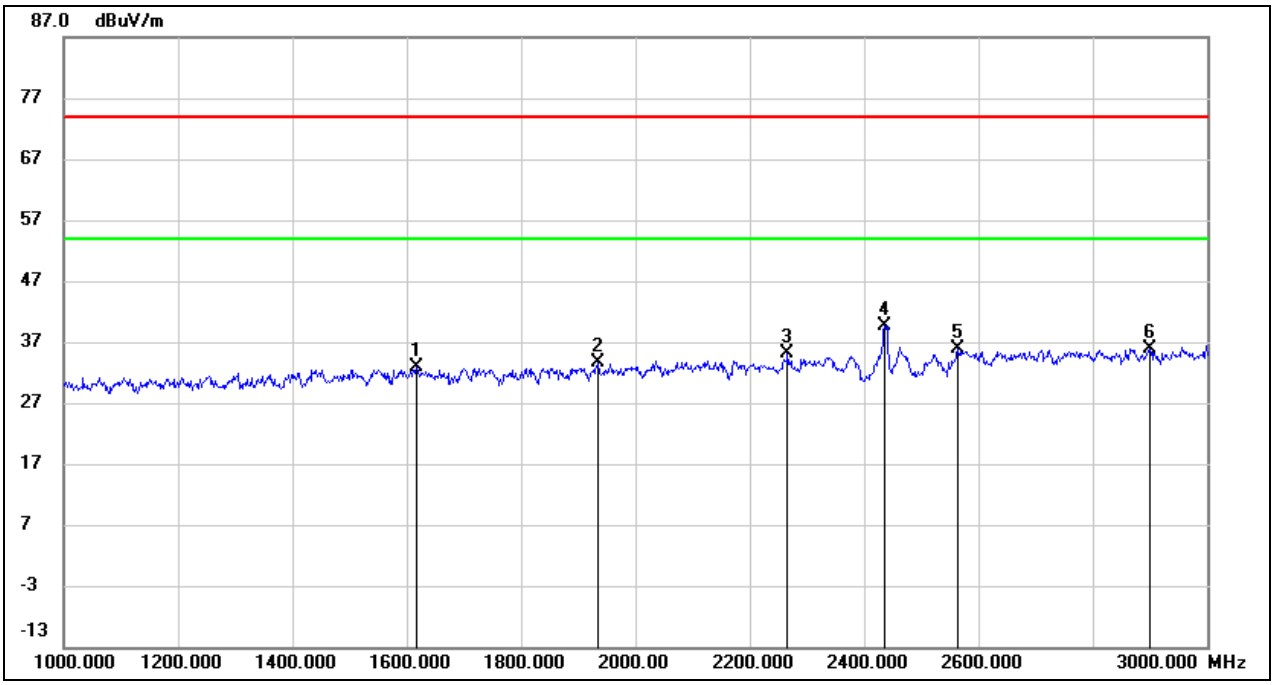

No.	Frequency (MHz)	Reading (dBuV)	Correct (dB/m)	Result (dBuV/m)	Limit (dBuV/m)	Margin (dB)	Remark
1	1616.000	45.28	-12.33	32.95	74.00	-41.05	peak
2	1934.000	44.82	-11.28	33.54	74.00	-40.46	peak
3	2266.000	44.84	-9.69	35.15	74.00	-38.85	peak
4	2437.000	48.48	-8.82	39.66	/	/	fundamental
5	2564.000	44.12	-8.30	35.82	74.00	-38.18	peak
6	2900.000	43.08	-7.28	35.80	74.00	-38.20	peak

This report shall not be reproduced except in full, without the written approval of UL Verification Services (Guangzhou) Co., Ltd, Song Shan Lake Branch.

Test Mode:	802.11b	Channel:	2462
Polarity:	Horizontal	Test Voltage:	DC 5 V

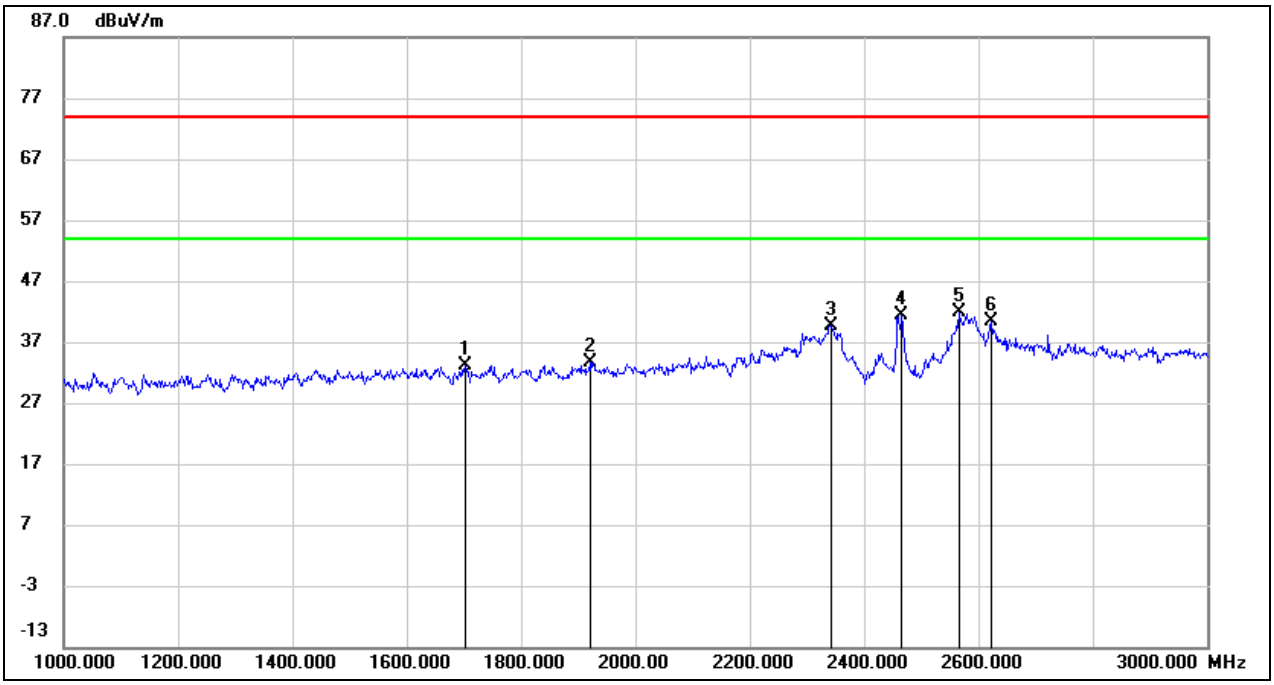

No.	Frequency (MHz)	Reading (dBuV)	Correct (dB/m)	Result (dBuV/m)	Limit (dBuV/m)	Margin (dB)	Remark
1	1702.000	45.07	-12.05	33.02	74.00	-40.98	peak
2	1920.000	44.91	-11.32	33.59	74.00	-40.41	peak
3	2342.000	48.90	-9.30	39.60	74.00	-34.40	peak
4	2462.000	49.97	-8.66	41.31	/	/	fundamental
5	2566.000	50.16	-8.29	41.87	74.00	-32.13	peak
6	2622.000	48.41	-8.12	40.29	74.00	-33.71	peak

This report shall not be reproduced except in full, without the written approval of UL Verification Services (Guangzhou) Co., Ltd, Song Shan Lake Branch.

Test Mode:	802.11b	Channel:	2462
Polarity:	Vertical	Test Voltage:	DC 5 V

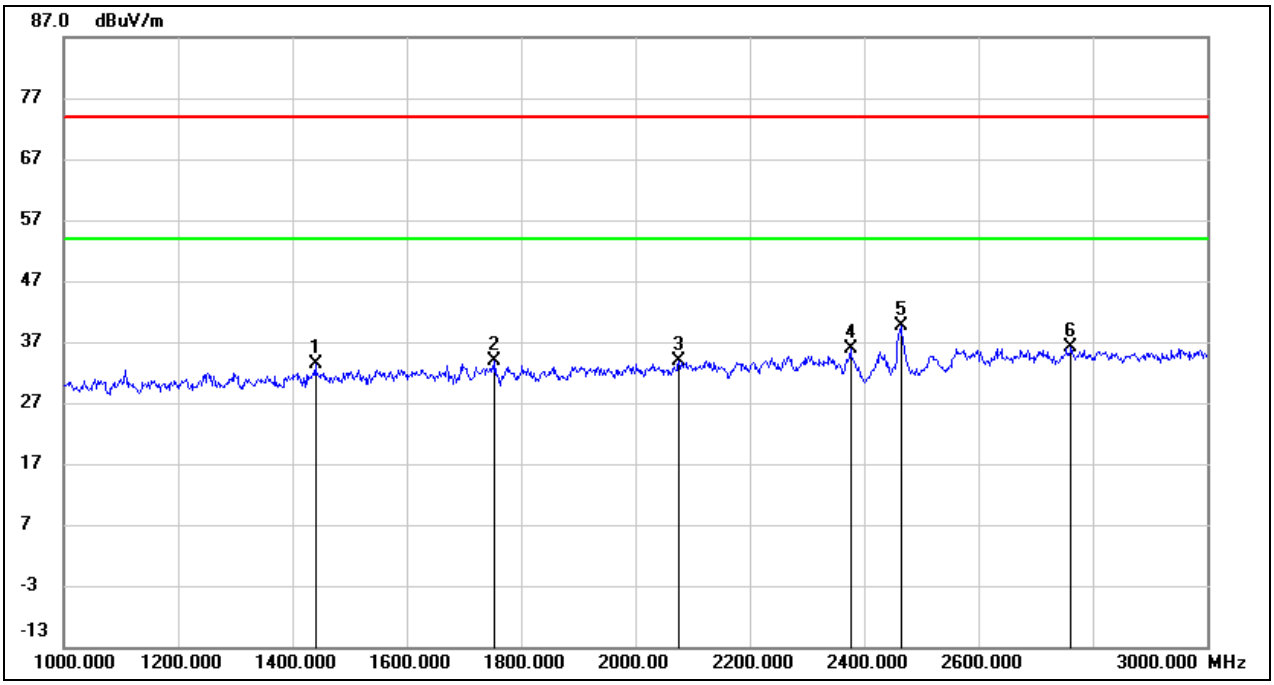

No.	Frequency (MHz)	Reading (dBuV)	Correct (dB/m)	Result (dBuV/m)	Limit (dBuV/m)	Margin (dB)	Remark
1	1440.000	46.41	-12.98	33.43	74.00	-40.57	peak
2	1754.000	45.72	-11.87	33.85	74.00	-40.15	peak
3	2076.000	44.54	-10.67	33.87	74.00	-40.13	peak
4	2376.000	44.90	-9.13	35.77	74.00	-38.23	peak
5	2462.000	48.36	-8.68	39.68	/	/	fundamental
6	2762.000	43.84	-7.70	36.14	74.00	-37.86	peak

This report shall not be reproduced except in full, without the written approval of UL Verification Services (Guangzhou) Co., Ltd, Song Shan Lake Branch.

8.3. SPURIOUS EMISSIONS(3 GHZ~18 GHZ)

Test Mode:	802.11b	Channel:	2412
Polarity:	Horizontal	Test Voltage:	DC 5 V

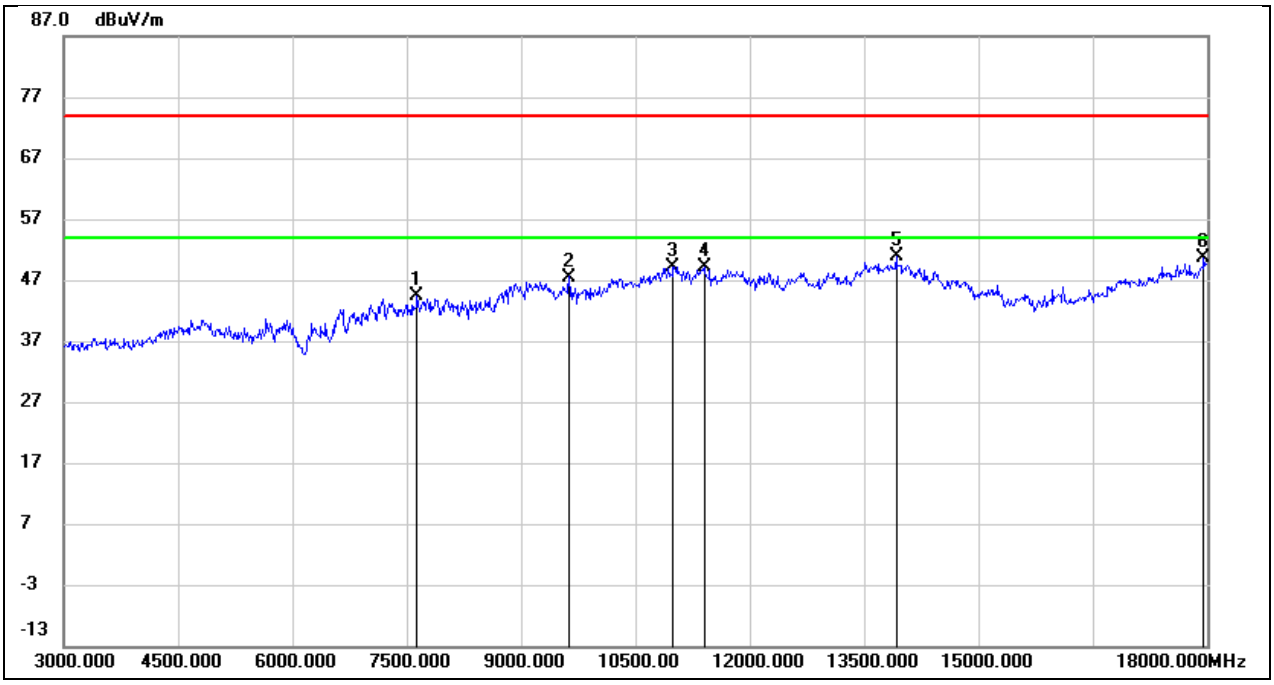

No.	Frequency (MHz)	Reading (dBuV)	Correct (dB/m)	Result (dBuV/m)	Limit (dBuV/m)	Margin (dB)	Remark
1	7635.000	38.04	6.33	44.37	74.00	-29.63	peak
2	9630.000	36.47	11.03	47.50	74.00	-26.50	peak
3	10995.000	34.49	14.75	49.24	74.00	-24.76	peak
4	11400.000	32.92	16.23	49.15	74.00	-24.85	peak
5	13920.000	29.03	21.79	50.82	74.00	-23.18	peak
6	17955.000	25.10	25.42	50.52	74.00	-23.48	peak

This report shall not be reproduced except in full, without the written approval of UL Verification Services (Guangzhou) Co., Ltd, Song Shan Lake Branch.

Test Mode:	802.11b	Channel:	2412
Polarity:	Vertical	Test Voltage:	DC 5 V

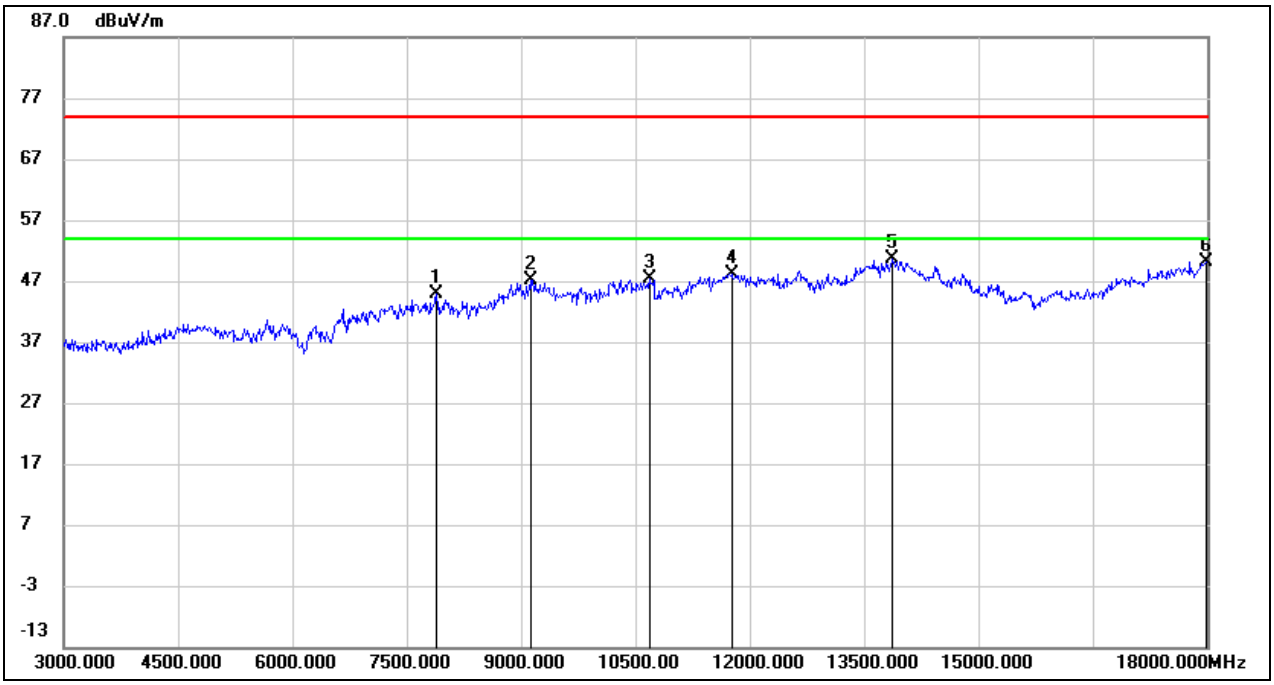

No.	Frequency (MHz)	Reading (dBuV)	Correct (dB/m)	Result (dBuV/m)	Limit (dBuV/m)	Margin (dB)	Remark
1	7890.000	38.46	6.31	44.77	74.00	-29.23	peak
2	9135.000	36.56	10.55	47.11	74.00	-26.89	peak
3	10680.000	33.64	13.62	47.26	74.00	-26.74	peak
4	11760.000	30.79	17.31	48.10	74.00	-25.90	peak
5	13875.000	29.02	21.70	50.72	74.00	-23.28	peak
6	17985.000	24.51	25.60	50.11	74.00	-23.89	peak

This report shall not be reproduced except in full, without the written approval of UL Verification Services (Guangzhou) Co., Ltd, Song Shan Lake Branch.

Test Mode:	802.11b	Channel:	2437
Polarity:	Horizontal	Test Voltage:	DC 5 V

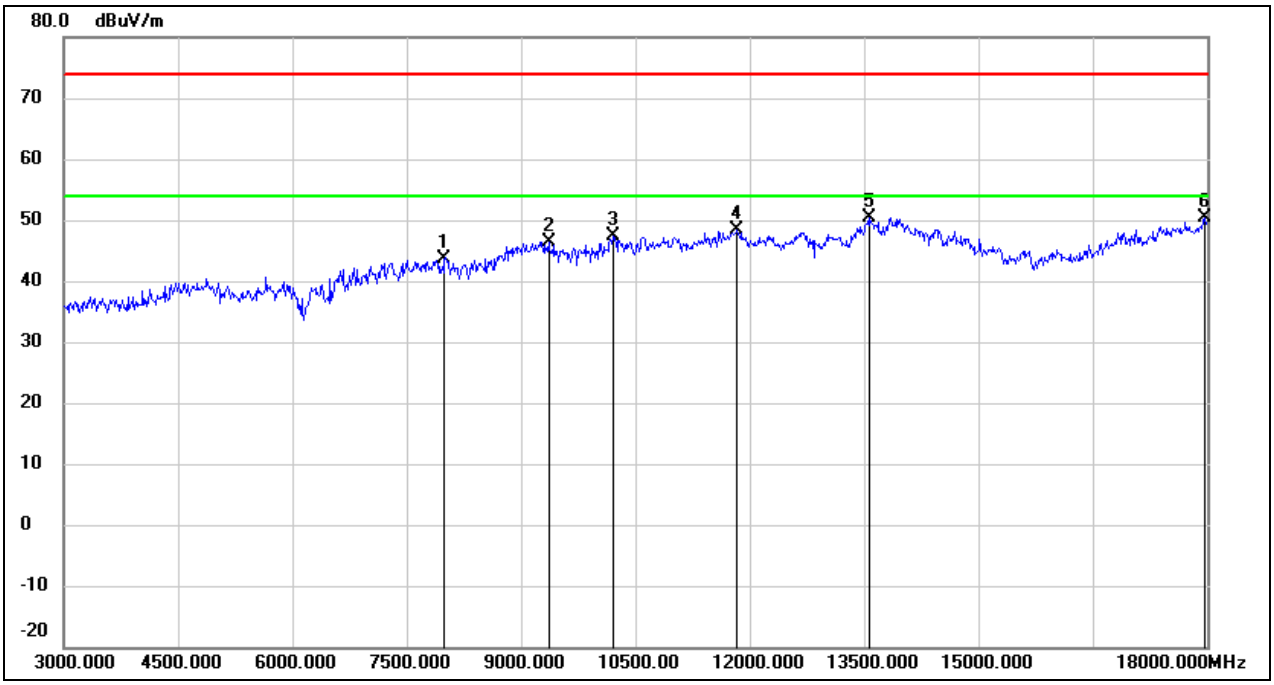

No.	Frequency (MHz)	Reading (dBuV)	Correct (dB/m)	Result (dBuV/m)	Limit (dBuV/m)	Margin (dB)	Remark
1	7995.000	37.27	6.31	43.58	74.00	-30.42	peak
2	9360.000	35.82	10.64	46.46	74.00	-27.54	peak
3	10200.000	35.02	12.40	47.42	74.00	-26.58	peak
4	11835.000	30.79	17.51	48.30	74.00	-25.70	peak
5	13560.000	29.44	21.04	50.48	74.00	-23.52	peak
6	17970.000	24.91	25.51	50.42	74.00	-23.58	peak

This report shall not be reproduced except in full, without the written approval of UL Verification Services (Guangzhou) Co., Ltd, Song Shan Lake Branch.

Test Mode:	802.11b	Channel:	2437
Polarity:	Vertical	Test Voltage:	DC 5 V

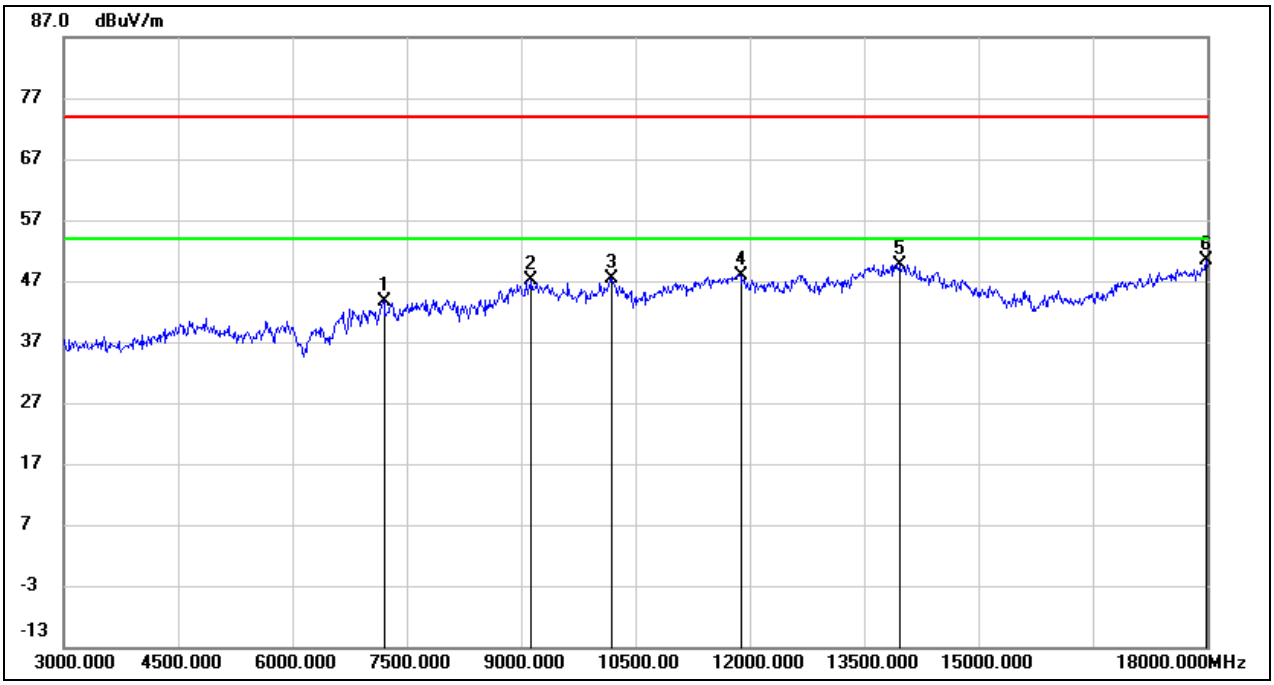

No.	Frequency (MHz)	Reading (dBuV)	Correct (dB/m)	Result (dBuV/m)	Limit (dBuV/m)	Margin (dB)	Remark
1	7200.000	36.97	6.55	43.52	74.00	-30.48	peak
2	9135.000	36.69	10.55	47.24	74.00	-26.76	peak
3	10185.000	35.02	12.38	47.40	74.00	-26.60	peak
4	11880.000	30.36	17.63	47.99	74.00	-26.01	peak
5	13965.000	27.74	21.89	49.63	74.00	-24.37	peak
6	17985.000	24.67	25.60	50.27	74.00	-23.73	peak

This report shall not be reproduced except in full, without the written approval of UL Verification Services (Guangzhou) Co., Ltd, Song Shan Lake Branch.

Test Mode:	802.11b	Channel:	2462
Polarity:	Horizontal	Test Voltage:	DC 5 V

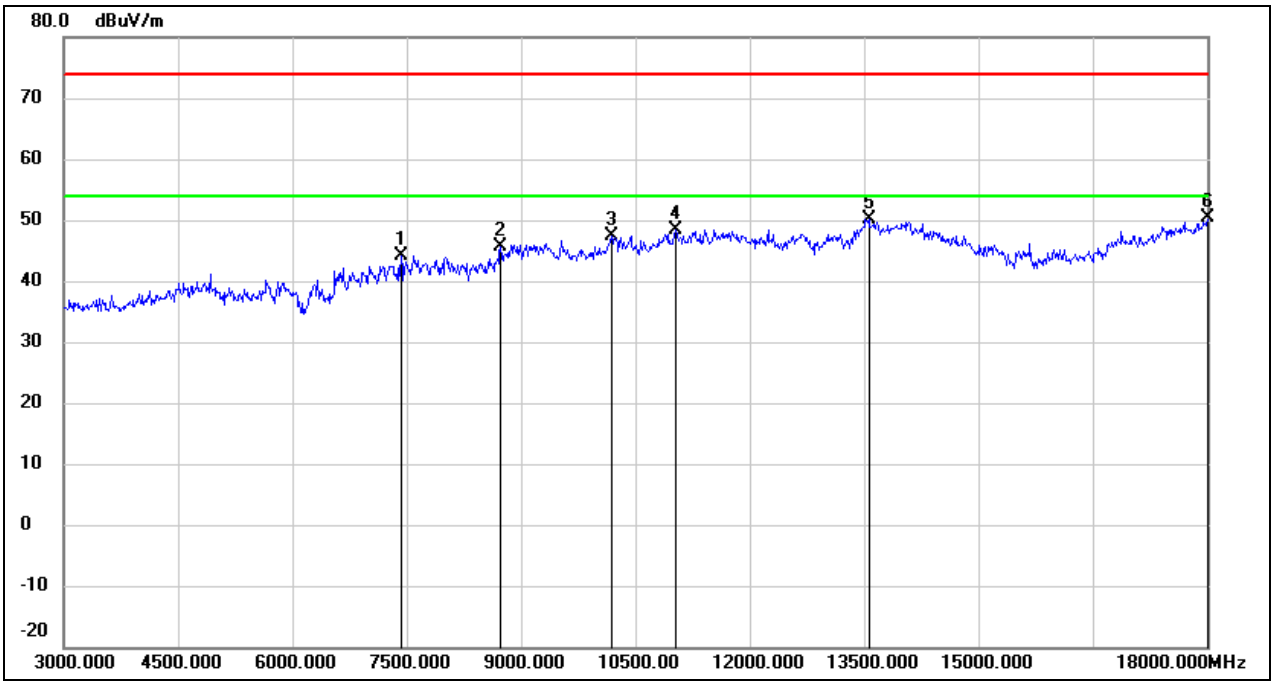

No.	Frequency (MHz)	Reading (dBuV)	Correct (dB/m)	Result (dBuV/m)	Limit (dBuV/m)	Margin (dB)	Remark
1	7425.000	37.75	6.39	44.14	74.00	-29.86	peak
2	8730.000	37.13	8.52	45.65	74.00	-28.35	peak
3	10185.000	34.90	12.38	47.28	74.00	-26.72	peak
4	11025.000	33.57	14.85	48.42	74.00	-25.58	peak
5	13560.000	29.10	21.04	50.14	74.00	-23.86	peak
6	18000.000	24.80	25.69	50.49	74.00	-23.51	peak

This report shall not be reproduced except in full, without the written approval of UL Verification Services (Guangzhou) Co., Ltd, Song Shan Lake Branch.

Test Mode:	802.11b	Channel:	2462
Polarity:	Vertical	Test Voltage:	DC 5 V

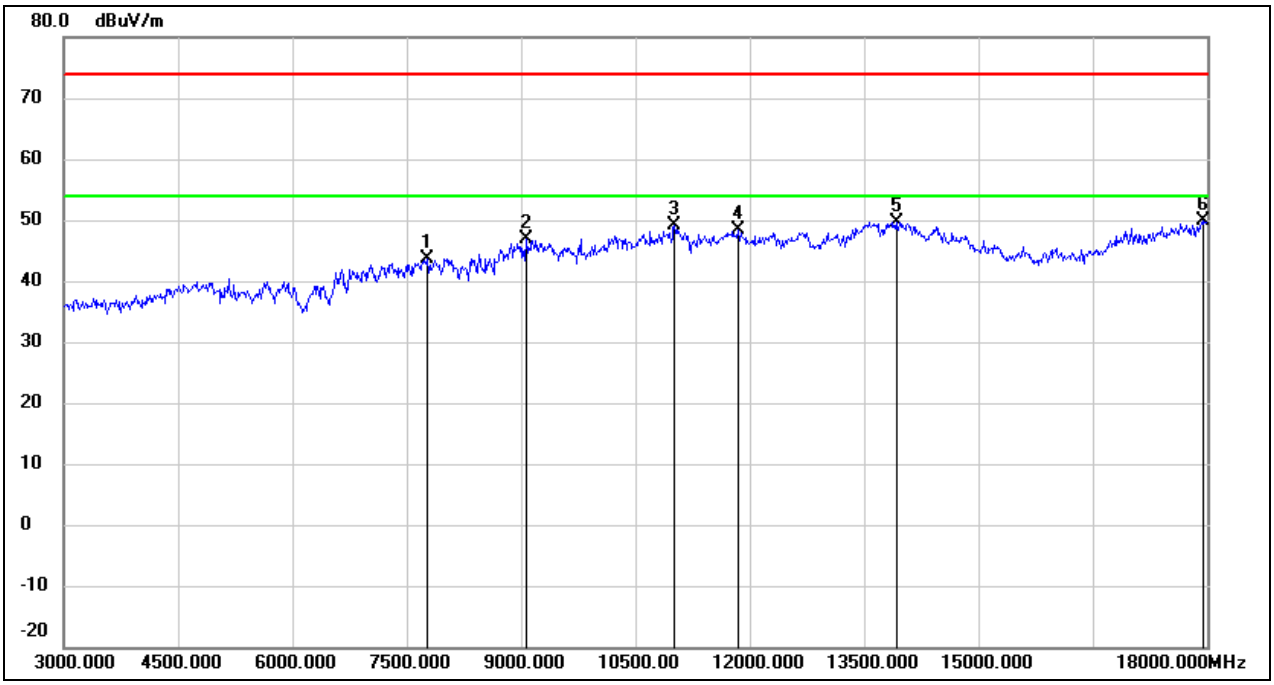

No.	Frequency (MHz)	Reading (dBuV)	Correct (dB/m)	Result (dBuV/m)	Limit (dBuV/m)	Margin (dB)	Remark
1	7770.000	37.43	6.31	43.74	74.00	-30.26	peak
2	9060.000	36.42	10.51	46.93	74.00	-27.07	peak
3	11010.000	34.42	14.81	49.23	74.00	-24.77	peak
4	11850.000	30.82	17.56	48.38	74.00	-25.62	peak
5	13920.000	27.77	21.79	49.56	74.00	-24.44	peak
6	17940.000	24.58	25.34	49.92	74.00	-24.08	peak

This report shall not be reproduced except in full, without the written approval of UL Verification Services (Guangzhou) Co., Ltd, Song Shan Lake Branch.

Test Mode:	802.11g	Channel:	2412
Polarity:	Horizontal	Test Voltage:	DC 5 V

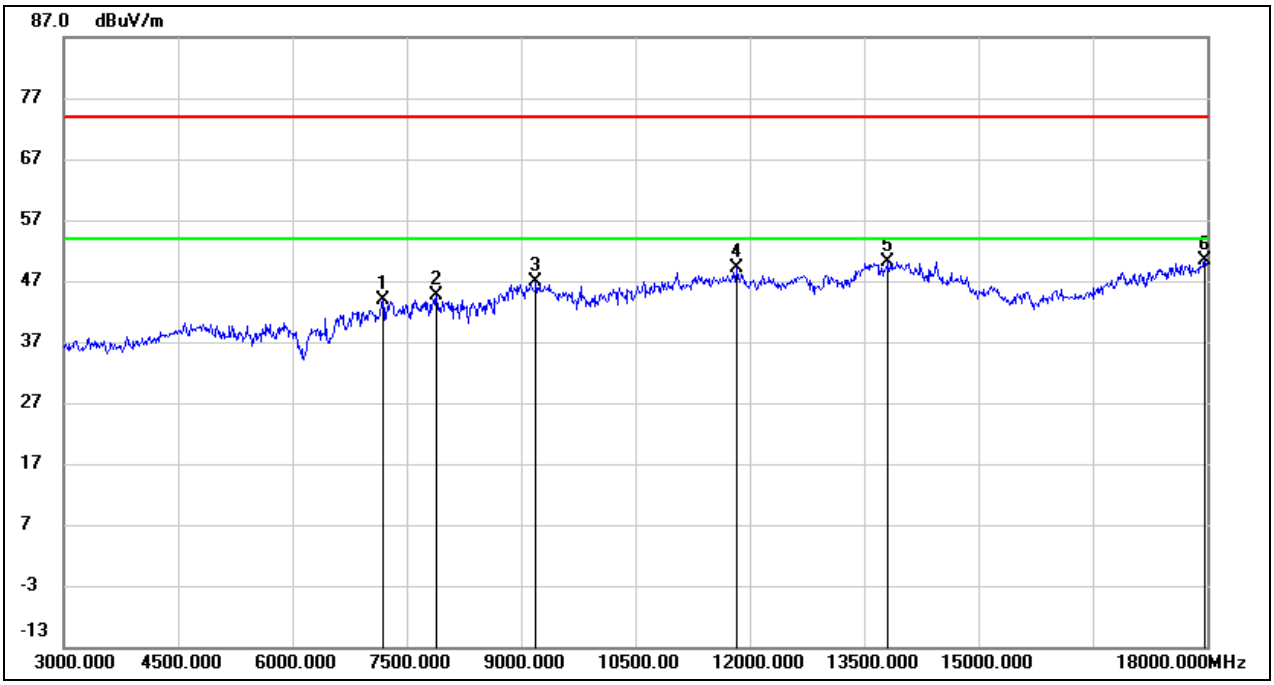

No.	Frequency (MHz)	Reading (dBuV)	Correct (dB/m)	Result (dBuV/m)	Limit (dBuV/m)	Margin (dB)	Remark
1	7185.000	37.29	6.55	43.84	74.00	-30.16	peak
2	7890.000	38.30	6.31	44.61	74.00	-29.39	peak
3	9195.000	36.32	10.56	46.88	74.00	-27.12	peak
4	11820.000	31.66	17.47	49.13	74.00	-24.87	peak
5	13815.000	28.63	21.56	50.19	74.00	-23.81	peak
6	17970.000	24.96	25.51	50.47	74.00	-23.53	peak

This report shall not be reproduced except in full, without the written approval of UL Verification Services (Guangzhou) Co., Ltd, Song Shan Lake Branch.

Test Mode:	802.11g	Channel:	2412
Polarity:	Vertical	Test Voltage:	DC 5 V

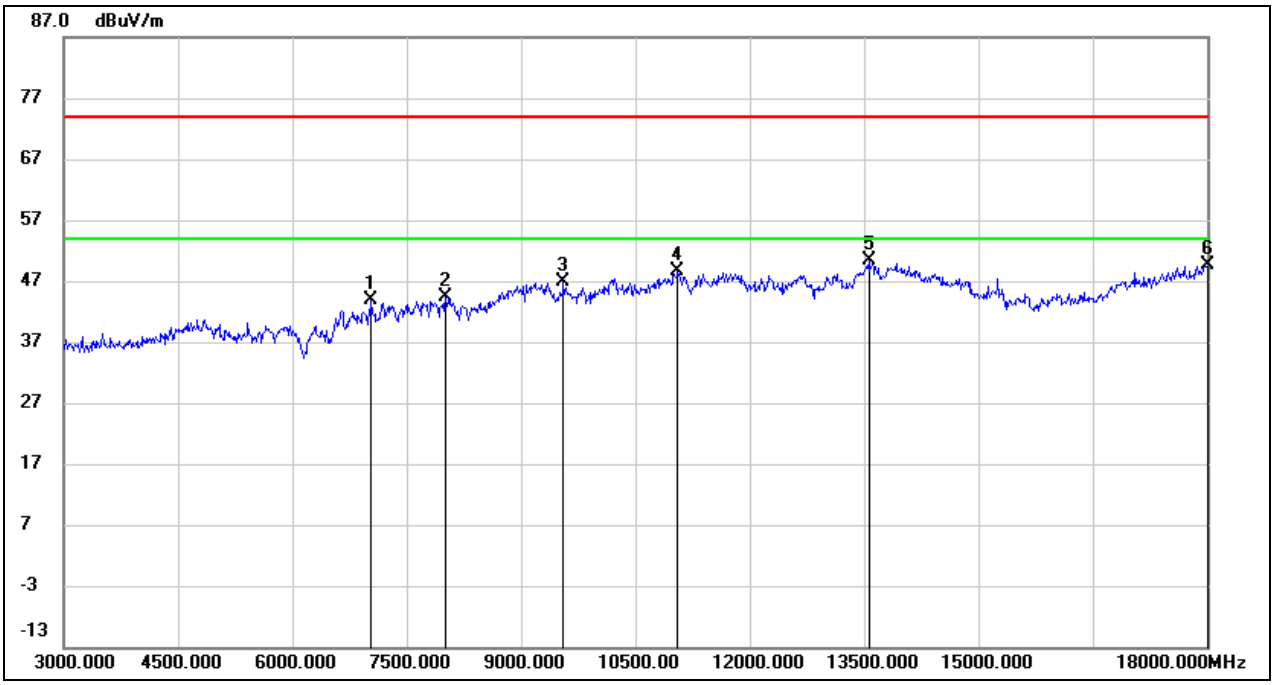

No.	Frequency (MHz)	Reading (dBuV)	Correct (dB/m)	Result (dBuV/m)	Limit (dBuV/m)	Margin (dB)	Remark
1	7035.000	37.20	6.67	43.87	74.00	-30.13	peak
2	8010.000	38.09	6.32	44.41	74.00	-29.59	peak
3	9555.000	36.05	10.85	46.90	74.00	-27.10	peak
4	11055.000	33.69	14.96	48.65	74.00	-25.35	peak
5	13560.000	29.37	21.04	50.41	74.00	-23.59	peak
6	18000.000	23.90	25.69	49.59	74.00	-24.41	peak

This report shall not be reproduced except in full, without the written approval of UL Verification Services (Guangzhou) Co., Ltd, Song Shan Lake Branch.

Test Mode:	802.11g	Channel:	2437
Polarity:	Horizontal	Test Voltage:	DC 5 V

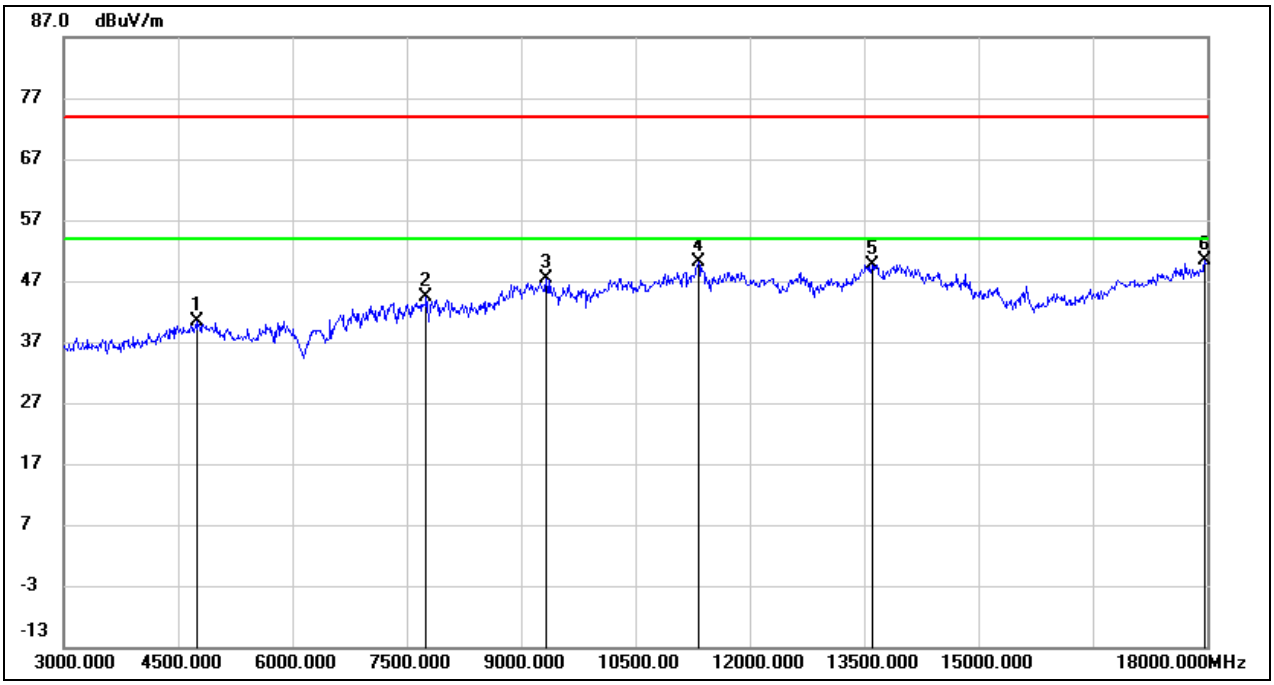

No.	Frequency (MHz)	Reading (dBuV)	Correct (dB/m)	Result (dBuV/m)	Limit (dBuV/m)	Margin (dB)	Remark
1	4755.000	40.77	-0.48	40.29	74.00	-33.71	peak
2	7755.000	38.10	6.31	44.41	74.00	-29.59	peak
3	9330.000	36.65	10.62	47.27	74.00	-26.73	peak
4	11325.000	34.28	15.95	50.23	74.00	-23.77	peak
5	13605.000	28.60	21.12	49.72	74.00	-24.28	peak
6	17970.000	24.84	25.51	50.35	74.00	-23.65	peak

This report shall not be reproduced except in full, without the written approval of UL Verification Services (Guangzhou) Co., Ltd, Song Shan Lake Branch.

Test Mode:	802.11g	Channel:	2437
Polarity:	Vertical	Test Voltage:	DC 5 V

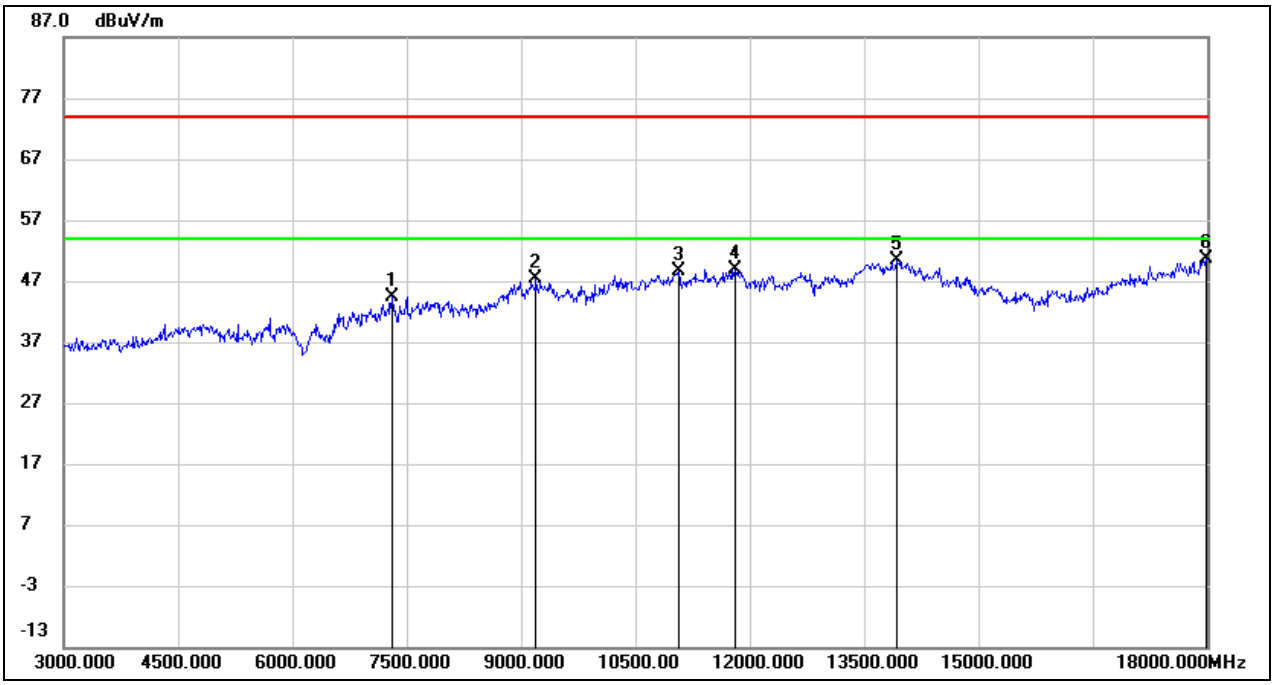

No.	Frequency (MHz)	Reading (dBuV)	Correct (dB/m)	Result (dBuV/m)	Limit (dBuV/m)	Margin (dB)	Remark
1	7305.000	38.01	6.47	44.48	74.00	-29.52	peak
2	9195.000	36.79	10.56	47.35	74.00	-26.65	peak
3	11070.000	33.56	15.03	48.59	74.00	-25.41	peak
4	11805.000	31.53	17.43	48.96	74.00	-25.04	peak
5	13920.000	28.49	21.79	50.28	74.00	-23.72	peak
6	17985.000	25.08	25.60	50.68	74.00	-23.32	peak

This report shall not be reproduced except in full, without the written approval of UL Verification Services (Guangzhou) Co., Ltd, Song Shan Lake Branch.

Test Mode:	802.11g	Channel:	2462
Polarity:	Horizontal	Test Voltage:	DC 5 V

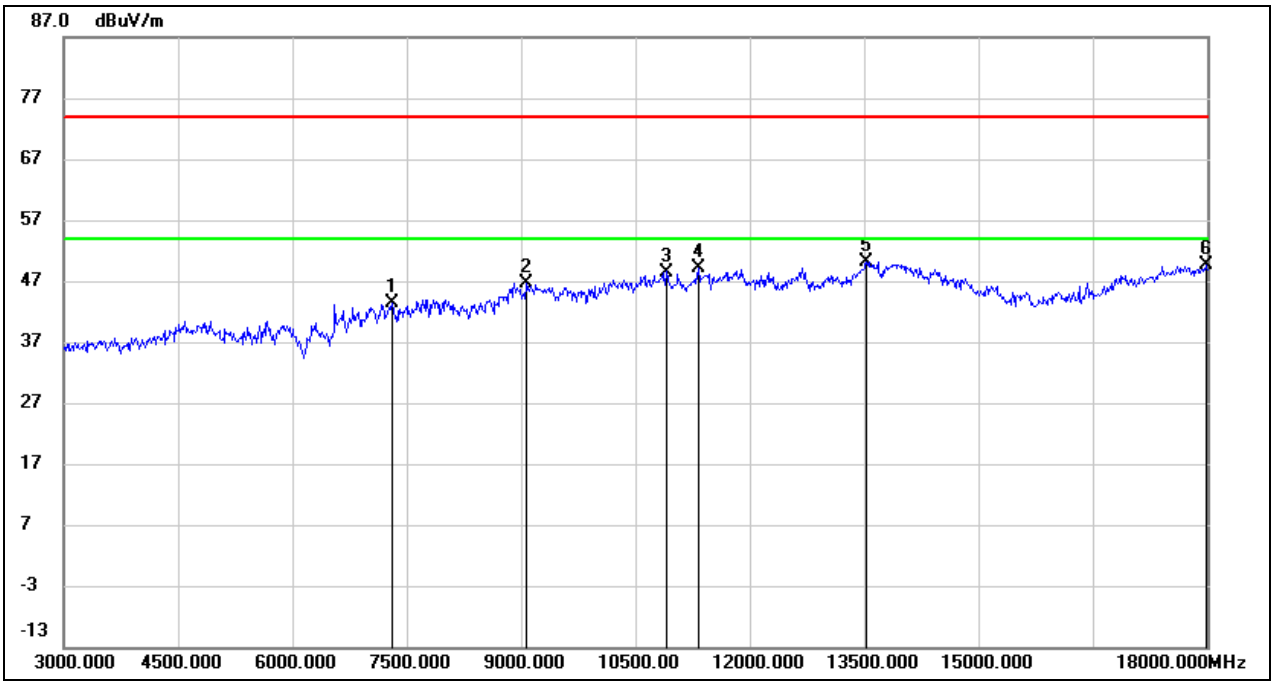

No.	Frequency (MHz)	Reading (dBuV)	Correct (dB/m)	Result (dBuV/m)	Limit (dBuV/m)	Margin (dB)	Remark
1	7305.000	36.94	6.47	43.41	74.00	-30.59	peak
2	9075.000	36.16	10.52	46.68	74.00	-27.32	peak
3	10905.000	34.07	14.43	48.50	74.00	-25.50	peak
4	11325.000	33.10	15.95	49.05	74.00	-24.95	peak
5	13530.000	29.18	20.96	50.14	74.00	-23.86	peak
6	17985.000	24.12	25.60	49.72	74.00	-24.28	peak

This report shall not be reproduced except in full, without the written approval of UL Verification Services (Guangzhou) Co., Ltd, Song Shan Lake Branch.

Test Mode:	802.11g	Channel:	2462
Polarity:	Vertical	Test Voltage:	DC 5 V

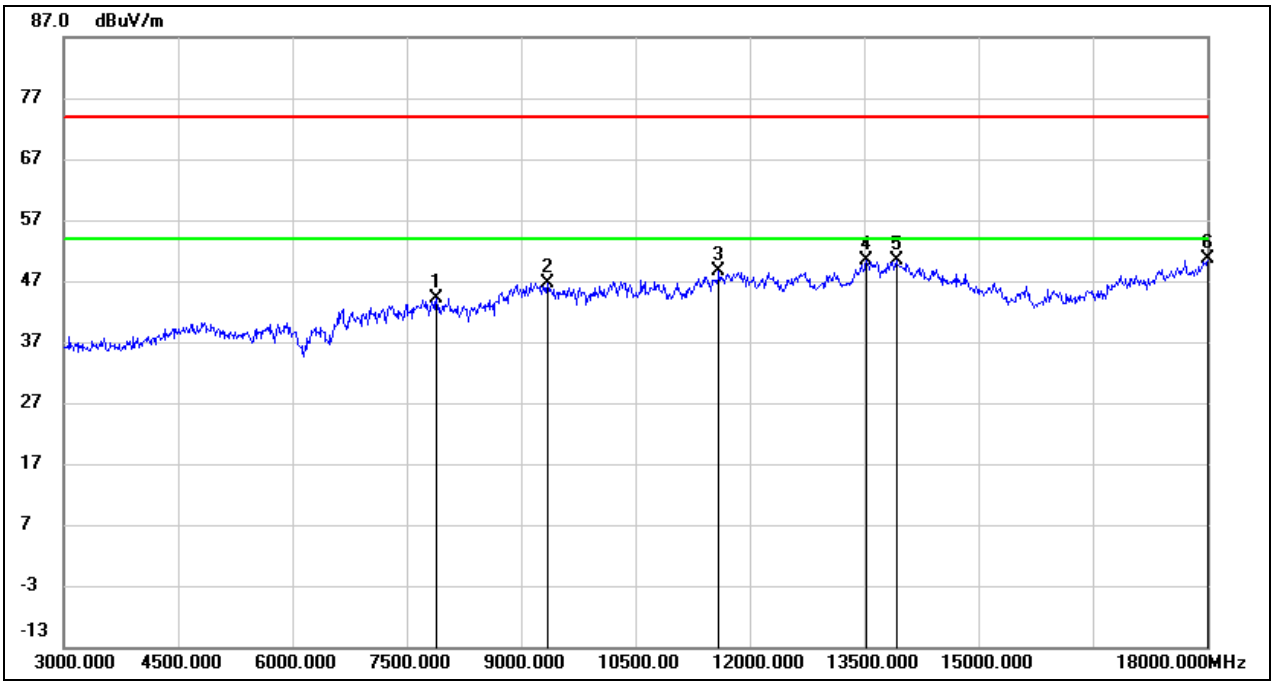

No.	Frequency (MHz)	Reading (dBuV)	Correct (dB/m)	Result (dBuV/m)	Limit (dBuV/m)	Margin (dB)	Remark
1	7890.000	37.74	6.31	44.05	74.00	-29.95	peak
2	9345.000	36.06	10.63	46.69	74.00	-27.31	peak
3	11595.000	31.71	16.86	48.57	74.00	-25.43	peak
4	13530.000	29.33	20.96	50.29	74.00	-23.71	peak
5	13920.000	28.59	21.79	50.38	74.00	-23.62	peak
6	18000.000	24.82	25.69	50.51	74.00	-23.49	peak

This report shall not be reproduced except in full, without the written approval of UL Verification Services (Guangzhou) Co., Ltd, Song Shan Lake Branch.

Test Mode:	802.11n HT20	Channel:	2412
Polarity:	Horizontal	Test Voltage:	DC 5 V

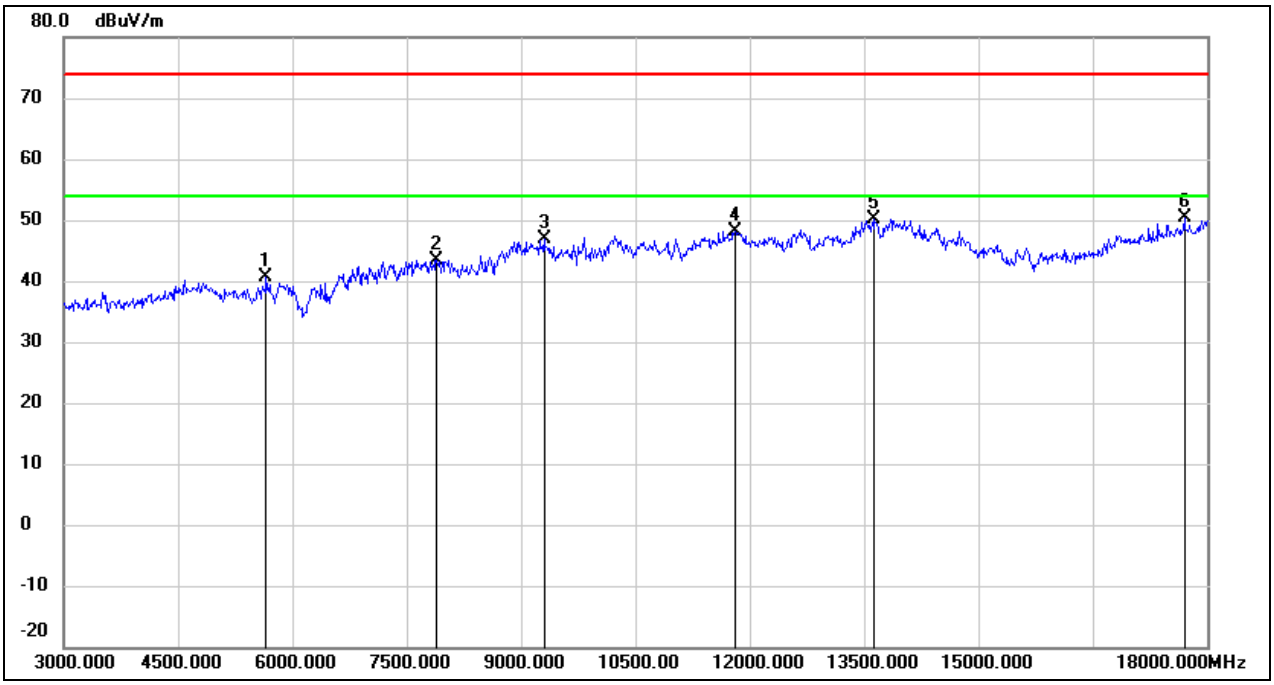

No.	Frequency (MHz)	Reading (dBuV)	Correct (dB/m)	Result (dBuV/m)	Limit (dBuV/m)	Margin (dB)	Remark
1	5655.000	39.25	1.29	40.54	74.00	-33.46	peak
2	7890.000	36.99	6.31	43.30	74.00	-30.70	peak
3	9300.000	36.31	10.61	46.92	74.00	-27.08	peak
4	11805.000	30.80	17.43	48.23	74.00	-25.77	peak
5	13635.000	29.00	21.19	50.19	74.00	-23.81	peak
6	17700.000	26.39	23.91	50.30	74.00	-23.70	peak

This report shall not be reproduced except in full, without the written approval of UL Verification Services (Guangzhou) Co., Ltd, Song Shan Lake Branch.

Test Mode:	802.11n HT20	Channel:	2412
Polarity:	Vertical	Test Voltage:	DC 5 V

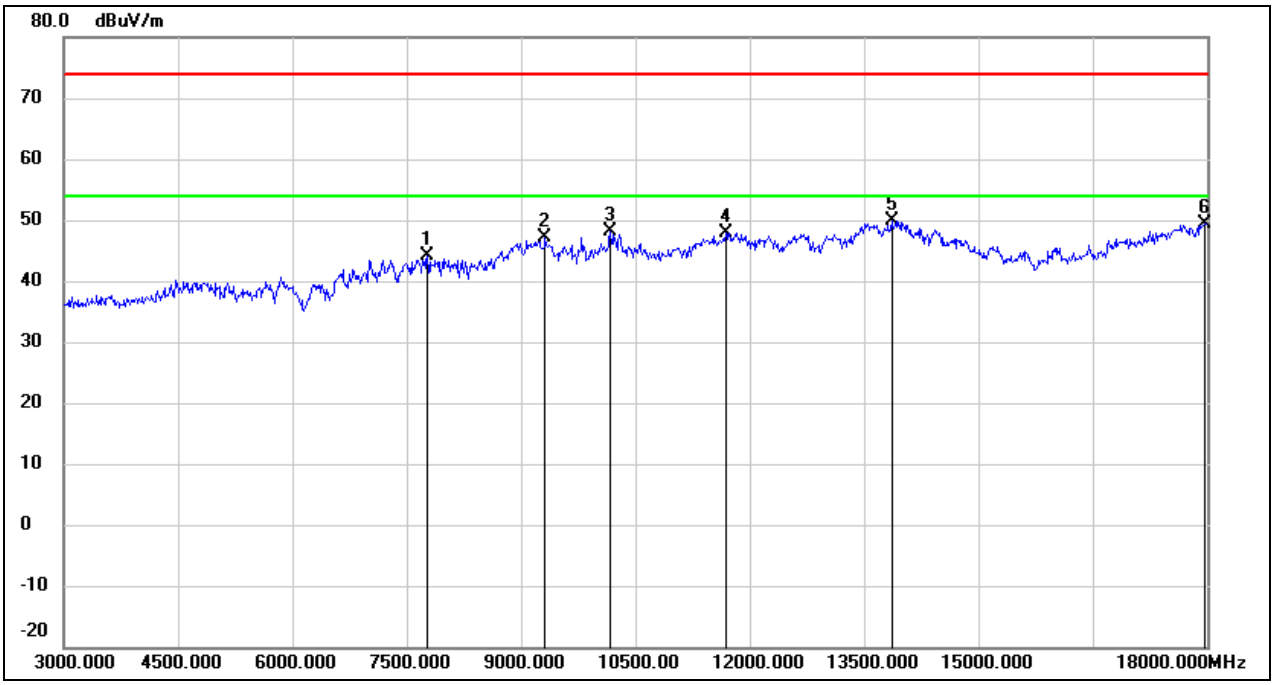

No.	Frequency (MHz)	Reading (dBuV)	Correct (dB/m)	Result (dBuV/m)	Limit (dBuV/m)	Margin (dB)	Remark
1	7770.000	37.91	6.31	44.22	74.00	-29.78	peak
2	9315.000	36.47	10.61	47.08	74.00	-26.92	peak
3	10170.000	35.88	12.34	48.22	74.00	-25.78	peak
4	11685.000	30.69	17.10	47.79	74.00	-26.21	peak
5	13860.000	28.31	21.67	49.98	74.00	-24.02	peak
6	17970.000	23.89	25.51	49.40	74.00	-24.60	peak

This report shall not be reproduced except in full, without the written approval of UL Verification Services (Guangzhou) Co., Ltd, Song Shan Lake Branch.

Test Mode:	802.11n HT20	Channel:	2437
Polarity:	Horizontal	Test Voltage:	DC 5 V

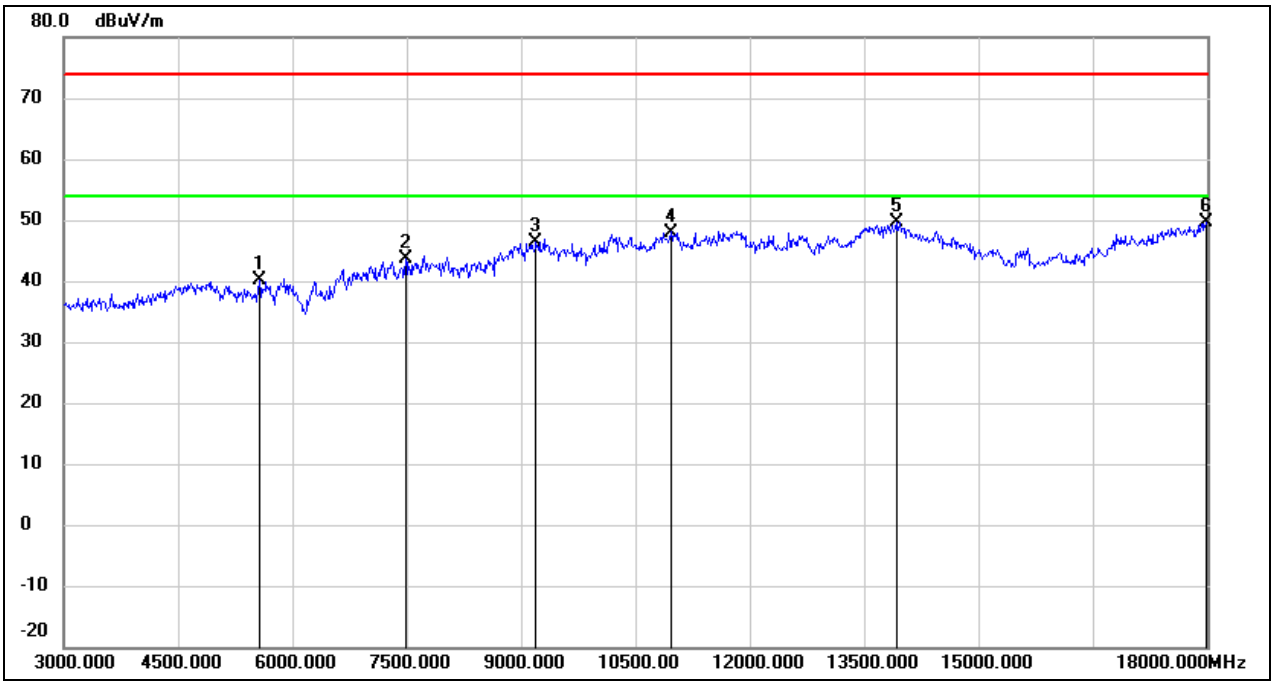

No.	Frequency (MHz)	Reading (dBuV)	Correct (dB/m)	Result (dBuV/m)	Limit (dBuV/m)	Margin (dB)	Remark
1	5565.000	39.09	1.04	40.13	74.00	-33.87	peak
2	7485.000	37.35	6.34	43.69	74.00	-30.31	peak
3	9195.000	35.72	10.56	46.28	74.00	-27.72	peak
4	10965.000	33.36	14.64	48.00	74.00	-26.00	peak
5	13920.000	27.84	21.79	49.63	74.00	-24.37	peak
6	17985.000	23.91	25.60	49.51	74.00	-24.49	peak

This report shall not be reproduced except in full, without the written approval of UL Verification Services (Guangzhou) Co., Ltd, Song Shan Lake Branch.

Test Mode:	802.11n HT20	Channel:	2437
Polarity:	Vertical	Test Voltage:	DC 5 V

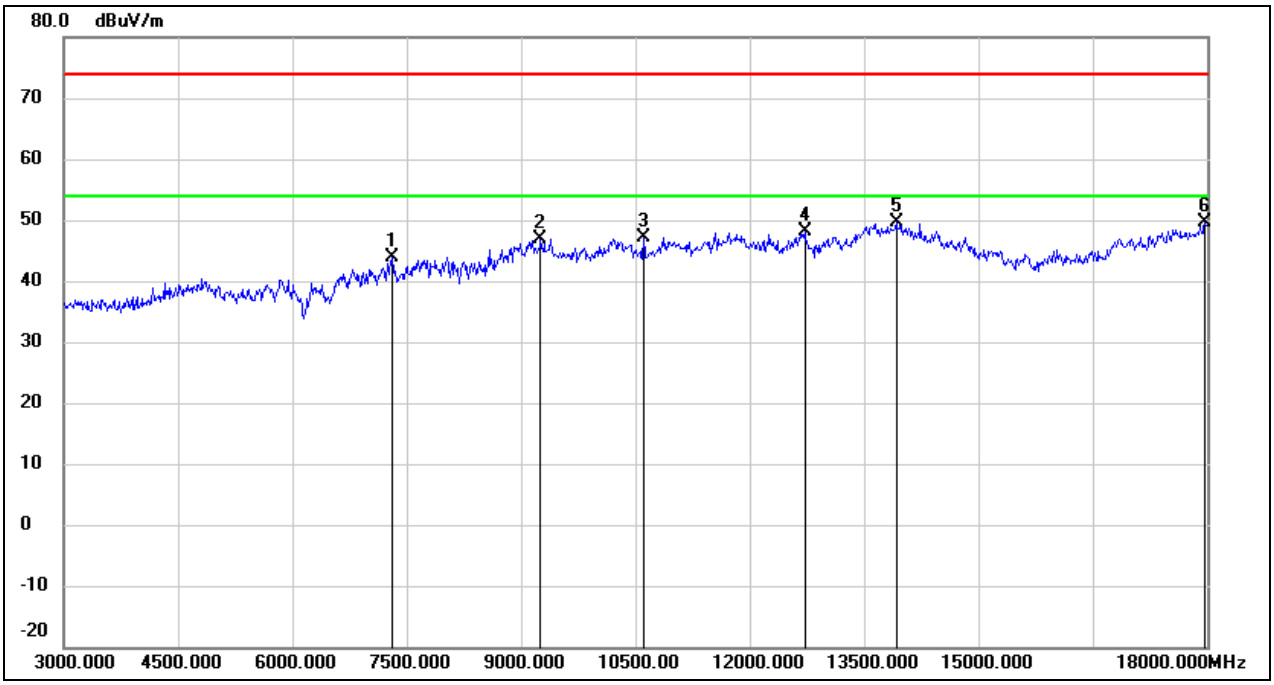

No.	Frequency (MHz)	Reading (dBuV)	Correct (dB/m)	Result (dBuV/m)	Limit (dBuV/m)	Margin (dB)	Remark
1	7305.000	37.41	6.47	43.88	74.00	-30.12	peak
2	9255.000	36.33	10.59	46.92	74.00	-27.08	peak
3	10605.000	33.87	13.37	47.24	74.00	-26.76	peak
4	12720.000	29.99	18.08	48.07	74.00	-25.93	peak
5	13920.000	27.87	21.79	49.66	74.00	-24.34	peak
6	17970.000	24.19	25.51	49.70	74.00	-24.30	peak

This report shall not be reproduced except in full, without the written approval of UL Verification Services (Guangzhou) Co., Ltd, Song Shan Lake Branch.

Test Mode:	802.11n HT20	Channel:	2462
Polarity:	Horizontal	Test Voltage:	DC 5 V

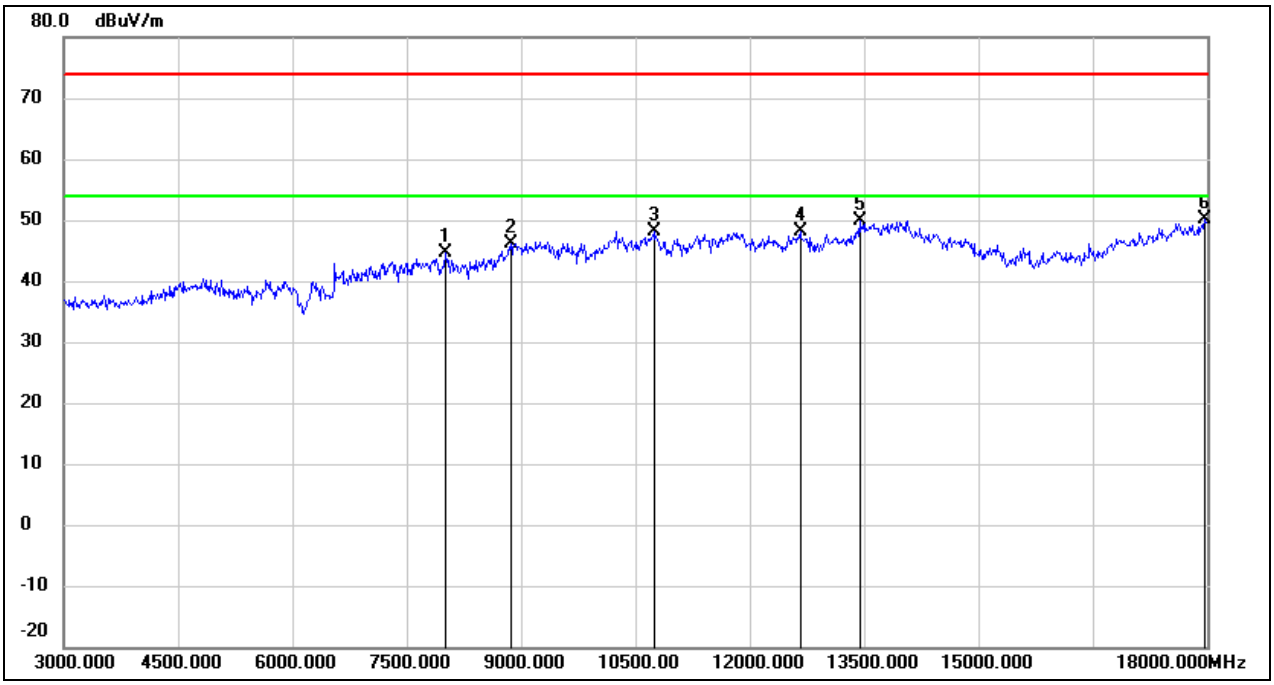

No.	Frequency (MHz)	Reading (dBuV)	Correct (dB/m)	Result (dBuV/m)	Limit (dBuV/m)	Margin (dB)	Remark
1	8010.000	38.41	6.32	44.73	74.00	-29.27	peak
2	8865.000	36.65	9.50	46.15	74.00	-27.85	peak
3	10740.000	34.30	13.85	48.15	74.00	-25.85	peak
4	12660.000	30.08	17.95	48.03	74.00	-25.97	peak
5	13440.000	29.32	20.64	49.96	74.00	-24.04	peak
6	17970.000	24.56	25.51	50.07	74.00	-23.93	peak

This report shall not be reproduced except in full, without the written approval of UL Verification Services (Guangzhou) Co., Ltd, Song Shan Lake Branch.

Test Mode:	802.11n HT20	Channel:	2462
Polarity:	Vertical	Test Voltage:	DC 5 V

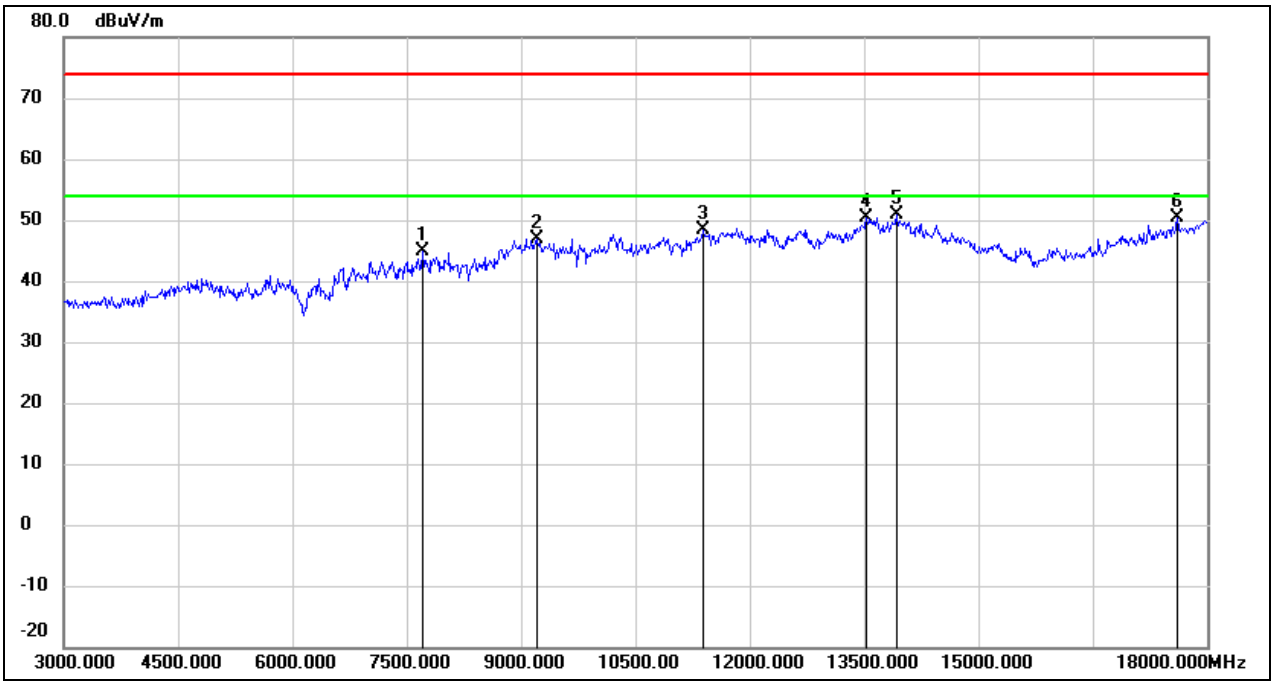

No.	Frequency (MHz)	Reading (dBuV)	Correct (dB/m)	Result (dBuV/m)	Limit (dBuV/m)	Margin (dB)	Remark
1	7710.000	38.43	6.33	44.76	74.00	-29.24	peak
2	9210.000	36.29	10.57	46.86	74.00	-27.14	peak
3	11385.000	32.17	16.17	48.34	74.00	-25.66	peak
4	13530.000	29.40	20.96	50.36	74.00	-23.64	peak
5	13920.000	29.11	21.79	50.90	74.00	-23.10	peak
6	17610.000	26.94	23.38	50.32	74.00	-23.68	peak

This report shall not be reproduced except in full, without the written approval of UL Verification Services (Guangzhou) Co., Ltd, Song Shan Lake Branch.

Test Mode:	802.11n HT40	Channel:	2422
Polarity:	Horizontal	Test Voltage:	DC 5 V

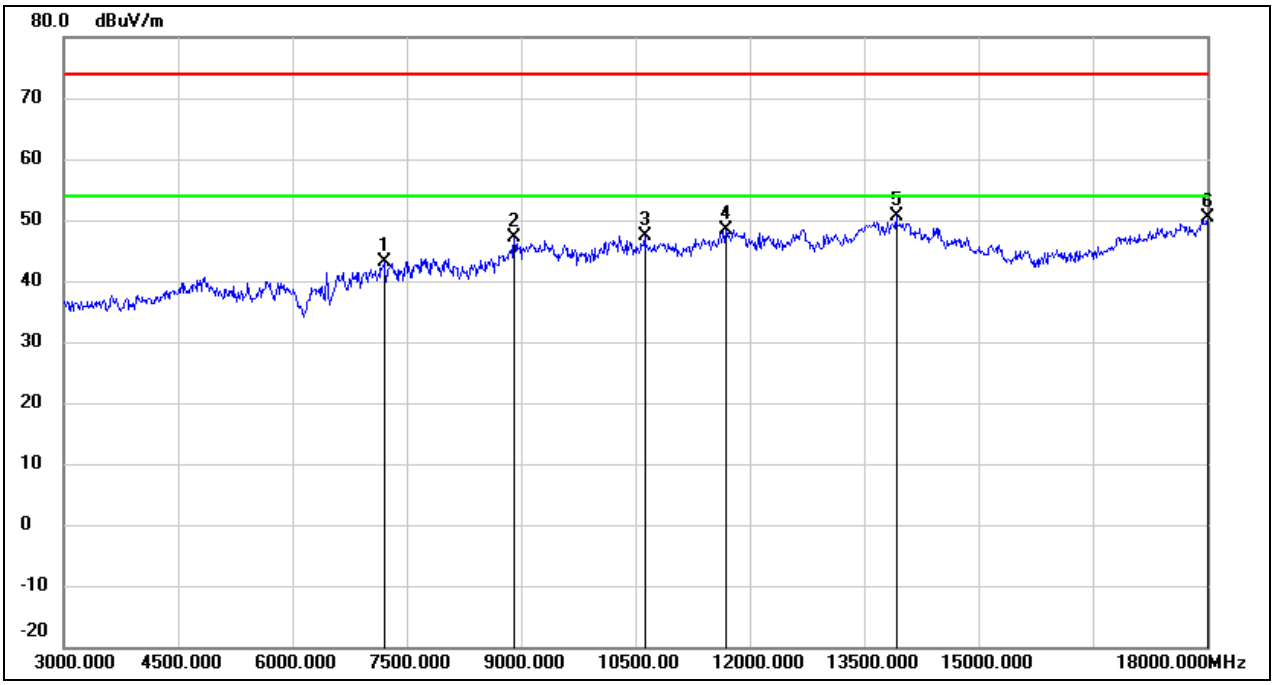

No.	Frequency (MHz)	Reading (dBuV)	Correct (dB/m)	Result (dBuV/m)	Limit (dBuV/m)	Margin (dB)	Remark
1	7200.000	36.47	6.55	43.02	74.00	-30.98	peak
2	8910.000	37.38	9.82	47.20	74.00	-26.80	peak
3	10620.000	34.03	13.42	47.45	74.00	-26.55	peak
4	11685.000	31.27	17.10	48.37	74.00	-25.63	peak
5	13920.000	28.84	21.79	50.63	74.00	-23.37	peak
6	18000.000	24.67	25.69	50.36	74.00	-23.64	peak

This report shall not be reproduced except in full, without the written approval of UL Verification Services (Guangzhou) Co., Ltd, Song Shan Lake Branch.

Test Mode:	802.11n HT40	Channel:	2422
Polarity:	Vertical	Test Voltage:	DC 5 V

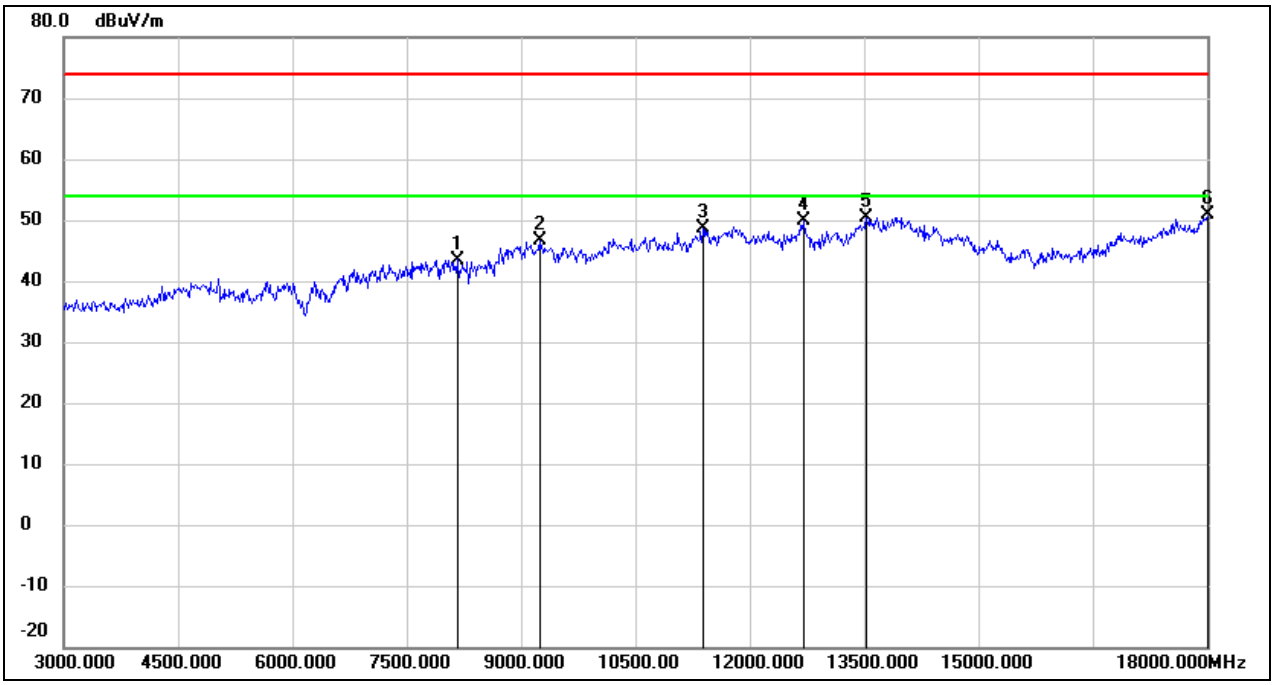

No.	Frequency (MHz)	Reading (dBuV)	Correct (dB/m)	Result (dBuV/m)	Limit (dBuV/m)	Margin (dB)	Remark
1	8160.000	37.01	6.49	43.50	74.00	-30.50	peak
2	9240.000	35.97	10.58	46.55	74.00	-27.45	peak
3	11385.000	32.53	16.17	48.70	74.00	-25.30	peak
4	12705.000	31.81	18.06	49.87	74.00	-24.13	peak
5	13530.000	29.52	20.96	50.48	74.00	-23.52	peak
6	18000.000	25.10	25.69	50.79	74.00	-23.21	peak

This report shall not be reproduced except in full, without the written approval of UL Verification Services (Guangzhou) Co., Ltd, Song Shan Lake Branch.

Test Mode:	802.11n HT40	Channel:	2437
Polarity:	Horizontal	Test Voltage:	DC 5 V

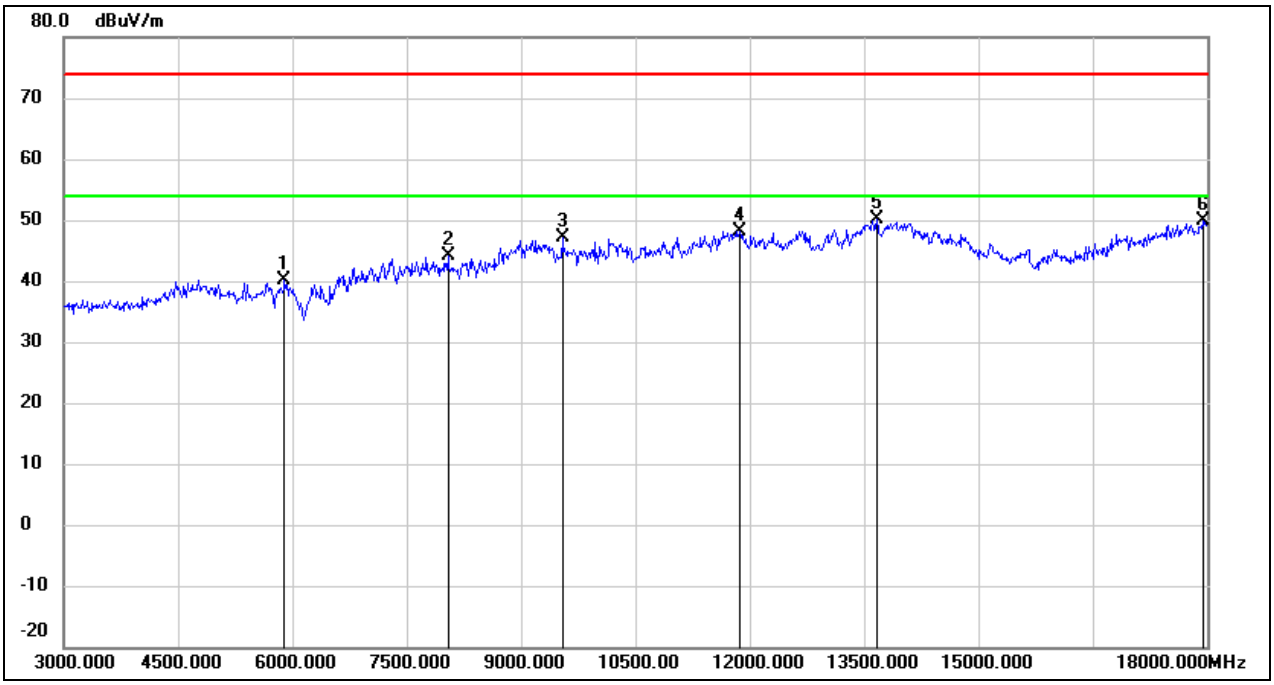

No.	Frequency (MHz)	Reading (dBuV)	Correct (dB/m)	Result (dBuV/m)	Limit (dBuV/m)	Margin (dB)	Remark
1	5895.000	38.15	1.96	40.11	74.00	-33.89	peak
2	8040.000	37.90	6.34	44.24	74.00	-29.76	peak
3	9540.000	36.40	10.80	47.20	74.00	-26.80	peak
4	11865.000	30.65	17.59	48.24	74.00	-25.76	peak
5	13665.000	28.80	21.25	50.05	74.00	-23.95	peak
6	17940.000	24.64	25.34	49.98	74.00	-24.02	peak

This report shall not be reproduced except in full, without the written approval of UL Verification Services (Guangzhou) Co., Ltd, Song Shan Lake Branch.

Test Mode:	802.11n HT40	Channel:	2437
Polarity:	Vertical	Test Voltage:	DC 5 V

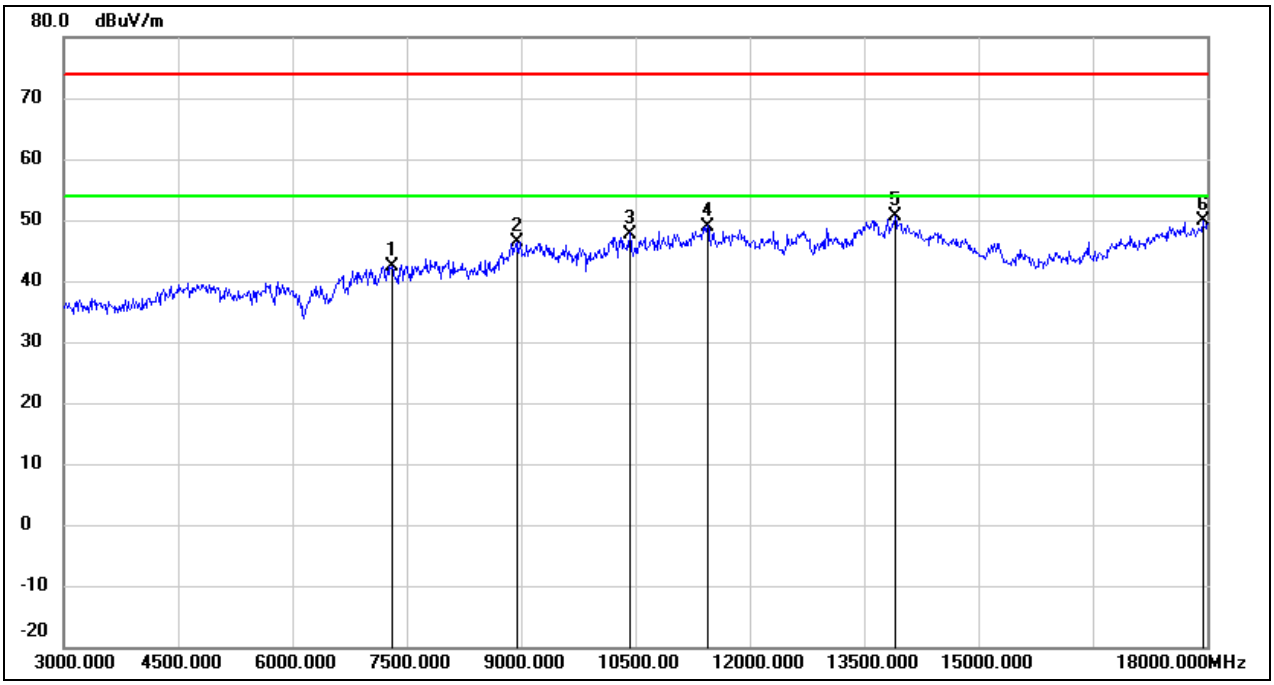

No.	Frequency (MHz)	Reading (dBuV)	Correct (dB/m)	Result (dBuV/m)	Limit (dBuV/m)	Margin (dB)	Remark
1	7305.000	35.90	6.47	42.37	74.00	-31.63	peak
2	8940.000	36.32	10.04	46.36	74.00	-27.64	peak
3	10425.000	34.91	12.84	47.75	74.00	-26.25	peak
4	11445.000	32.59	16.41	49.00	74.00	-25.00	peak
5	13905.000	28.78	21.76	50.54	74.00	-23.46	peak
6	17940.000	24.44	25.34	49.78	74.00	-24.22	peak

This report shall not be reproduced except in full, without the written approval of UL Verification Services (Guangzhou) Co., Ltd, Song Shan Lake Branch.

Test Mode:	802.11n HT40	Channel:	2452
Polarity:	Horizontal	Test Voltage:	DC 5 V

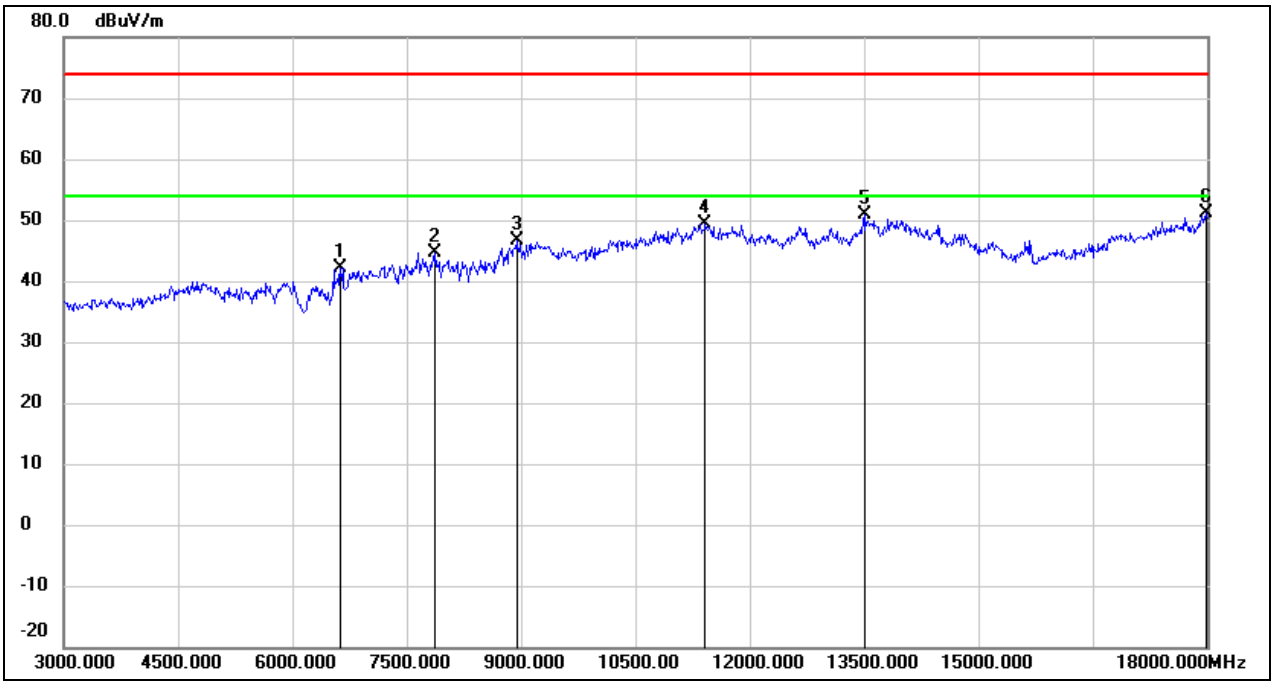

No.	Frequency (MHz)	Reading (dBuV)	Correct (dB/m)	Result (dBuV/m)	Limit (dBuV/m)	Margin (dB)	Remark
1	6630.000	37.34	4.86	42.20	74.00	-31.80	peak
2	7875.000	38.25	6.31	44.56	74.00	-29.44	peak
3	8940.000	36.59	10.04	46.63	74.00	-27.37	peak
4	11415.000	33.03	16.29	49.32	74.00	-24.68	peak
5	13500.000	29.97	20.90	50.87	74.00	-23.13	peak
6	17985.000	25.43	25.60	51.03	74.00	-22.97	peak

This report shall not be reproduced except in full, without the written approval of UL Verification Services (Guangzhou) Co., Ltd, Song Shan Lake Branch.

Test Mode:	802.11n HT40	Channel:	2452
Polarity:	Vertical	Test Voltage:	DC 5 V

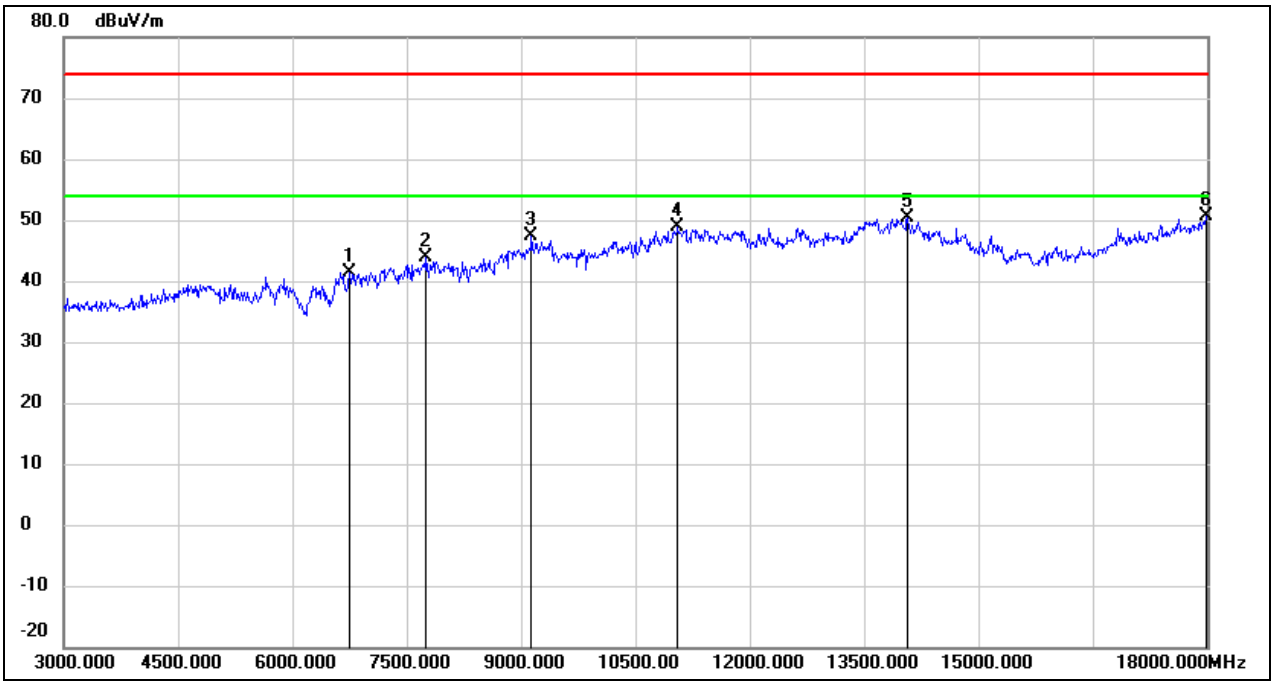

No.	Frequency (MHz)	Reading (dBuV)	Correct (dB/m)	Result (dBuV/m)	Limit (dBuV/m)	Margin (dB)	Remark
1	6750.000	36.01	5.45	41.46	74.00	-32.54	peak
2	7755.000	37.50	6.31	43.81	74.00	-30.19	peak
3	9135.000	36.74	10.55	47.29	74.00	-26.71	peak
4	11055.000	33.95	14.96	48.91	74.00	-25.09	peak
5	14070.000	28.63	21.67	50.30	74.00	-23.70	peak
6	17985.000	24.97	25.60	50.57	74.00	-23.43	peak

This report shall not be reproduced except in full, without the written approval of UL Verification Services (Guangzhou) Co., Ltd, Song Shan Lake Branch.

Test Mode:	802.11ax HE20	Channel:	2412
Polarity:	Horizontal	Test Voltage:	DC 5 V

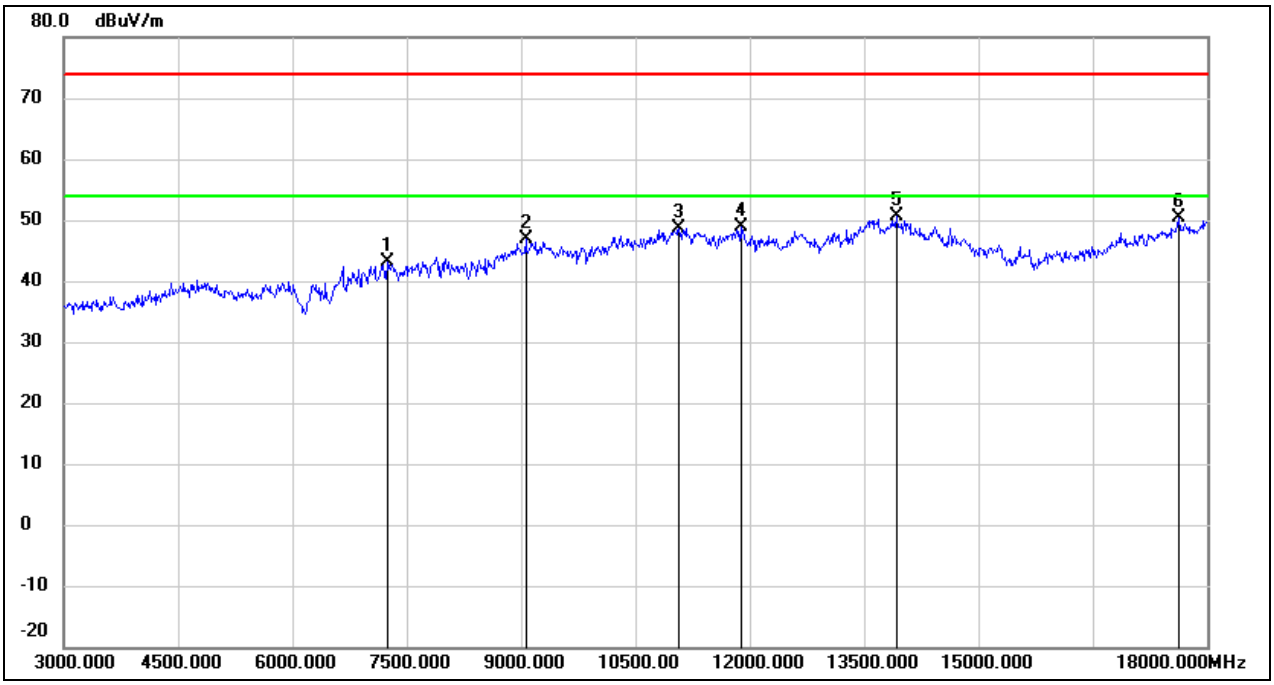

No.	Frequency (MHz)	Reading (dBuV)	Correct (dB/m)	Result (dBuV/m)	Limit (dBuV/m)	Margin (dB)	Remark
1	7245.000	36.68	6.51	43.19	74.00	-30.81	peak
2	9060.000	36.33	10.51	46.84	74.00	-27.16	peak
3	11070.000	33.69	15.03	48.72	74.00	-25.28	peak
4	11880.000	31.37	17.63	49.00	74.00	-25.00	peak
5	13920.000	28.79	21.79	50.58	74.00	-23.42	peak
6	17625.000	27.02	23.47	50.49	74.00	-23.51	peak

This report shall not be reproduced except in full, without the written approval of UL Verification Services (Guangzhou) Co., Ltd, Song Shan Lake Branch.

Test Mode:	802.11ax HE20	Channel:	2412
Polarity:	Vertical	Test Voltage:	DC 5 V

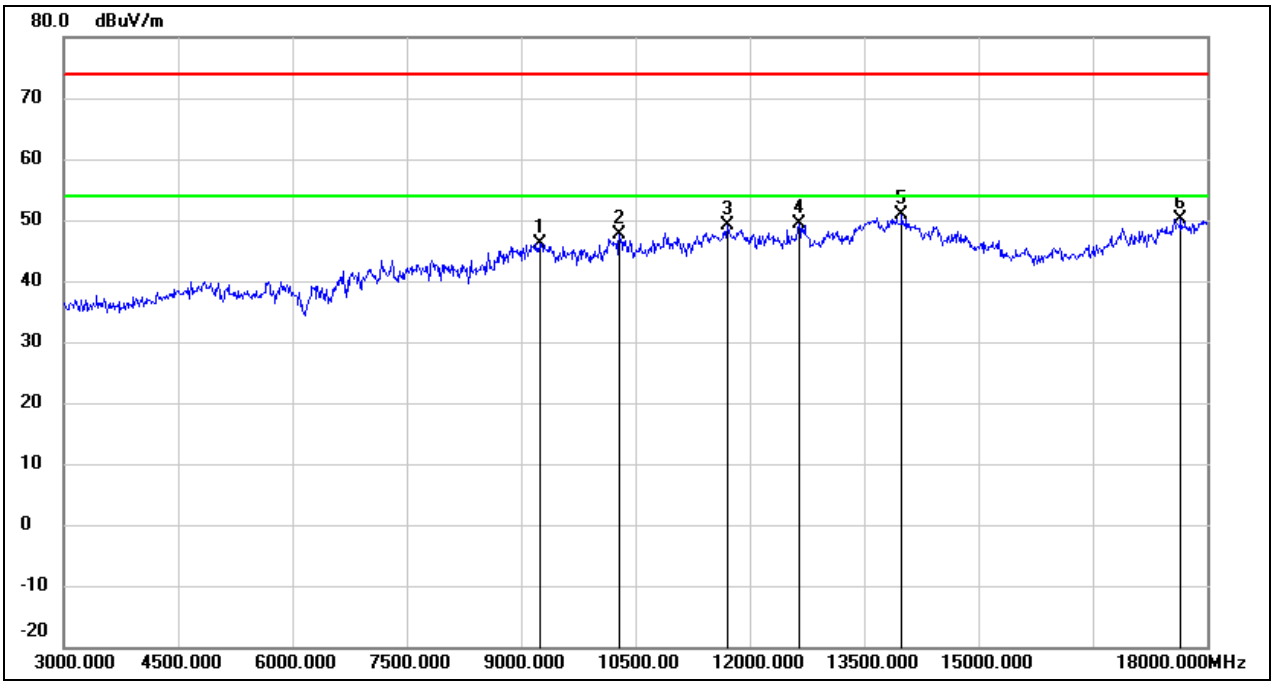

No.	Frequency (MHz)	Reading (dBuV)	Correct (dB/m)	Result (dBuV/m)	Limit (dBuV/m)	Margin (dB)	Remark
1	9240.000	35.66	10.58	46.24	74.00	-27.76	peak
2	10290.000	34.98	12.59	47.57	74.00	-26.43	peak
3	11700.000	31.89	17.14	49.03	74.00	-24.97	peak
4	12645.000	31.38	17.92	49.30	74.00	-24.70	peak
5	13995.000	28.93	21.95	50.88	74.00	-23.12	peak
6	17655.000	26.58	23.64	50.22	74.00	-23.78	peak

This report shall not be reproduced except in full, without the written approval of UL Verification Services (Guangzhou) Co., Ltd, Song Shan Lake Branch.

Test Mode:	802.11ax HE20	Channel:	2437
Polarity:	Horizontal	Test Voltage:	DC 5 V

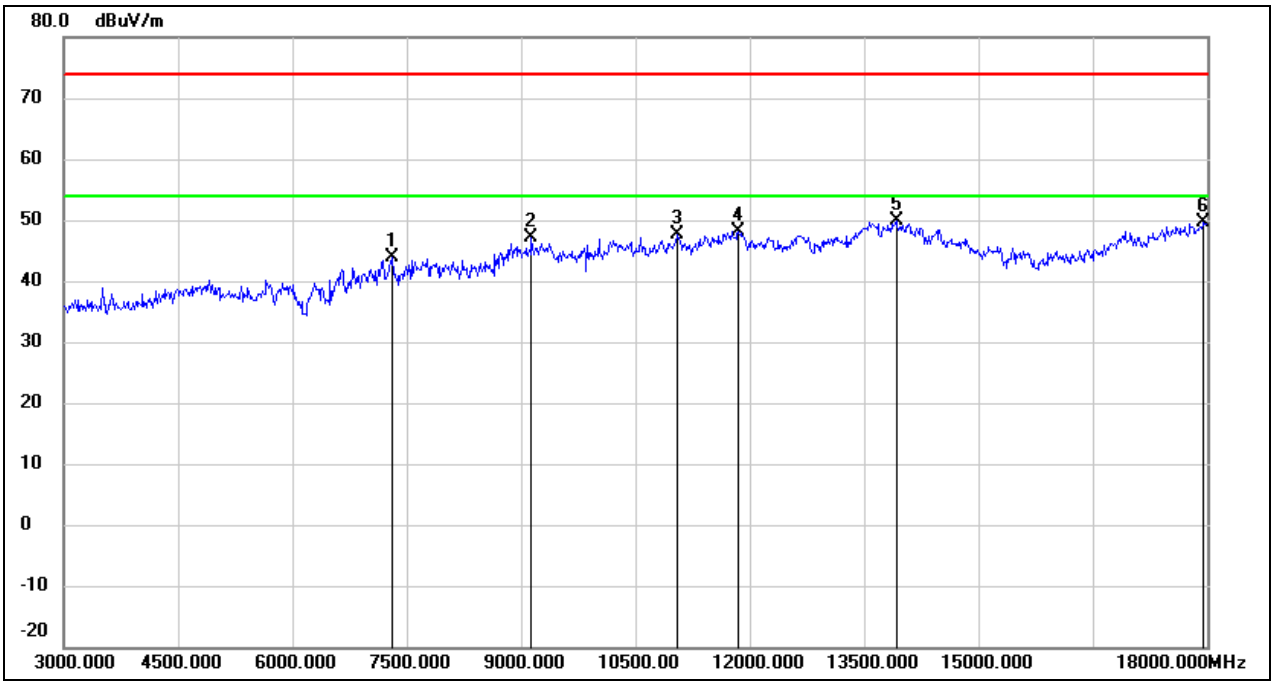

No.	Frequency (MHz)	Reading (dBuV)	Correct (dB/m)	Result (dBuV/m)	Limit (dBuV/m)	Margin (dB)	Remark
1	7305.000	37.37	6.47	43.84	74.00	-30.16	peak
2	9135.000	36.51	10.55	47.06	74.00	-26.94	peak
3	11040.000	32.61	14.91	47.52	74.00	-26.48	peak
4	11850.000	30.53	17.56	48.09	74.00	-25.91	peak
5	13920.000	28.01	21.79	49.80	74.00	-24.20	peak
6	17955.000	24.18	25.42	49.60	74.00	-24.40	peak

This report shall not be reproduced except in full, without the written approval of UL Verification Services (Guangzhou) Co., Ltd, Song Shan Lake Branch.

Test Mode:	802.11ax HE20	Channel:	2437
Polarity:	Vertical	Test Voltage:	DC 5 V

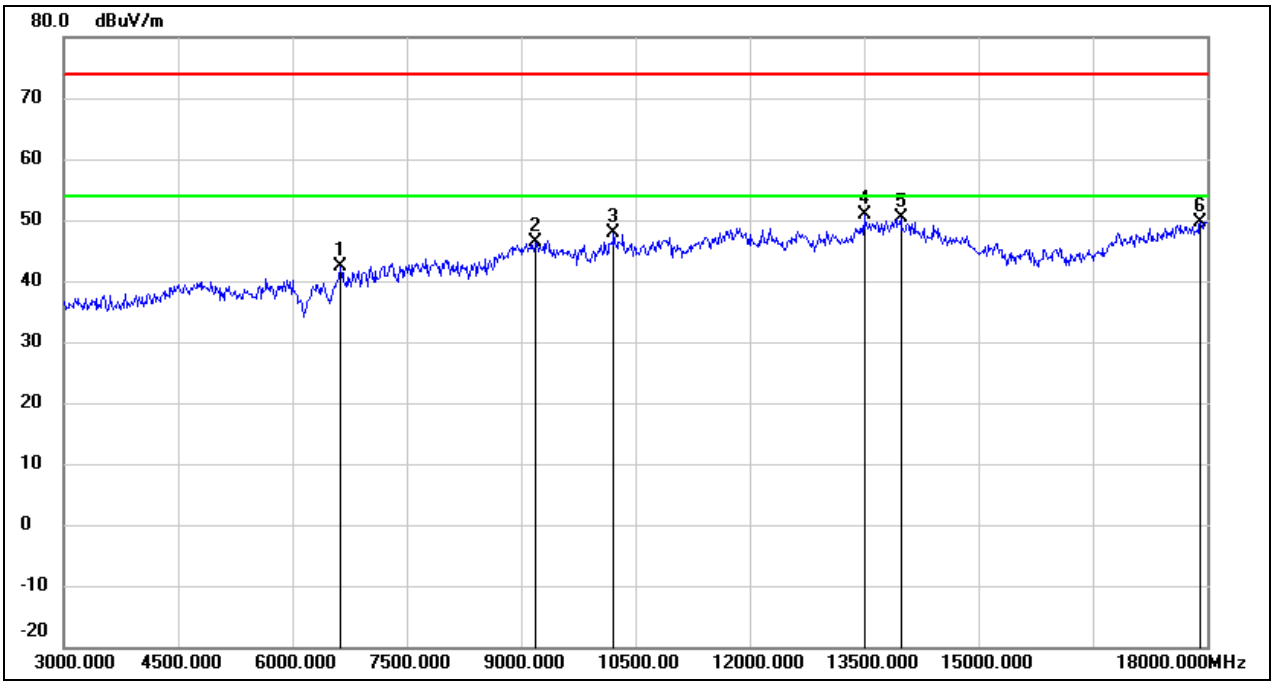

No.	Frequency (MHz)	Reading (dBuV)	Correct (dB/m)	Result (dBuV/m)	Limit (dBuV/m)	Margin (dB)	Remark
1	6630.000	37.47	4.86	42.33	74.00	-31.67	peak
2	9195.000	35.88	10.56	46.44	74.00	-27.56	peak
3	10215.000	35.55	12.43	47.98	74.00	-26.02	peak
4	13500.000	30.00	20.90	50.90	74.00	-23.10	peak
5	13980.000	28.55	21.92	50.47	74.00	-23.53	peak
6	17910.000	24.55	25.16	49.71	74.00	-24.29	peak

This report shall not be reproduced except in full, without the written approval of UL Verification Services (Guangzhou) Co., Ltd, Song Shan Lake Branch.

Test Mode:	802.11ax HE20	Channel:	2462
Polarity:	Horizontal	Test Voltage:	DC 5 V

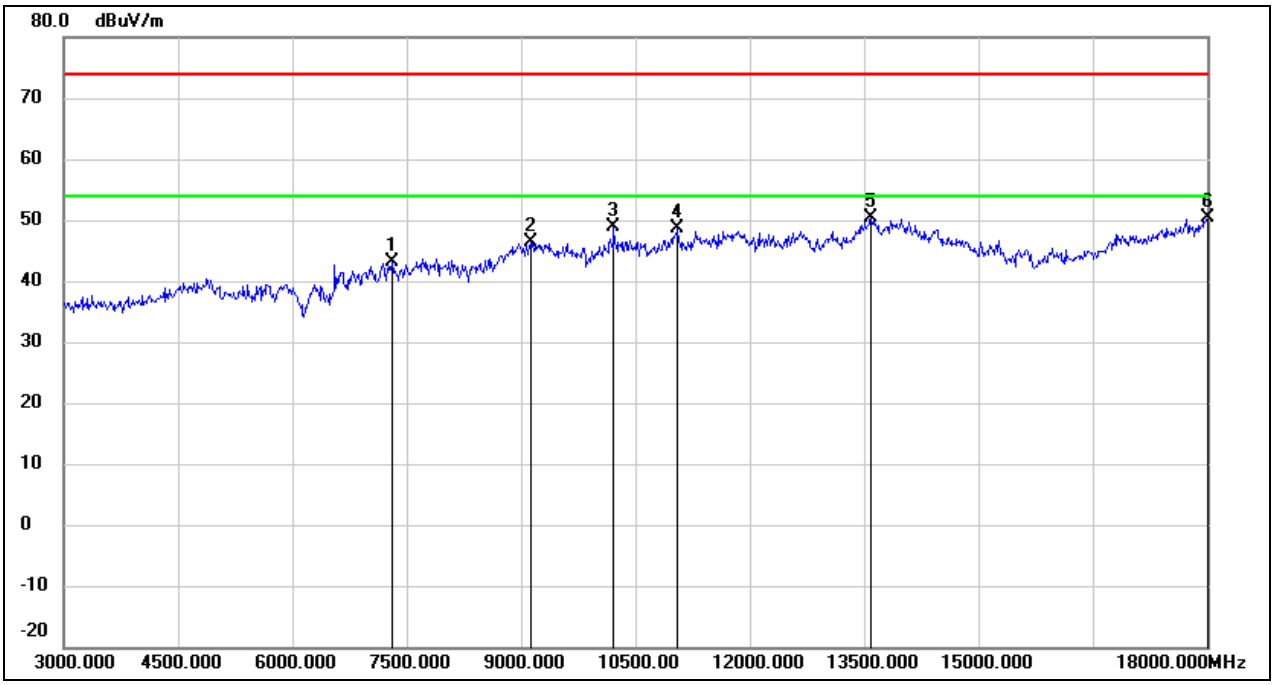

No.	Frequency (MHz)	Reading (dBuV)	Correct (dB/m)	Result (dBuV/m)	Limit (dBuV/m)	Margin (dB)	Remark
1	7305.000	36.58	6.47	43.05	74.00	-30.95	peak
2	9135.000	35.82	10.55	46.37	74.00	-27.63	peak
3	10215.000	36.48	12.43	48.91	74.00	-25.09	peak
4	11055.000	33.77	14.96	48.73	74.00	-25.27	peak
5	13590.000	29.34	21.09	50.43	74.00	-23.57	peak
6	18000.000	24.71	25.69	50.40	74.00	-23.60	peak

This report shall not be reproduced except in full, without the written approval of UL Verification Services (Guangzhou) Co., Ltd, Song Shan Lake Branch.

Test Mode:	802.11ax HE20	Channel:	2462
Polarity:	Vertical	Test Voltage:	DC 5 V

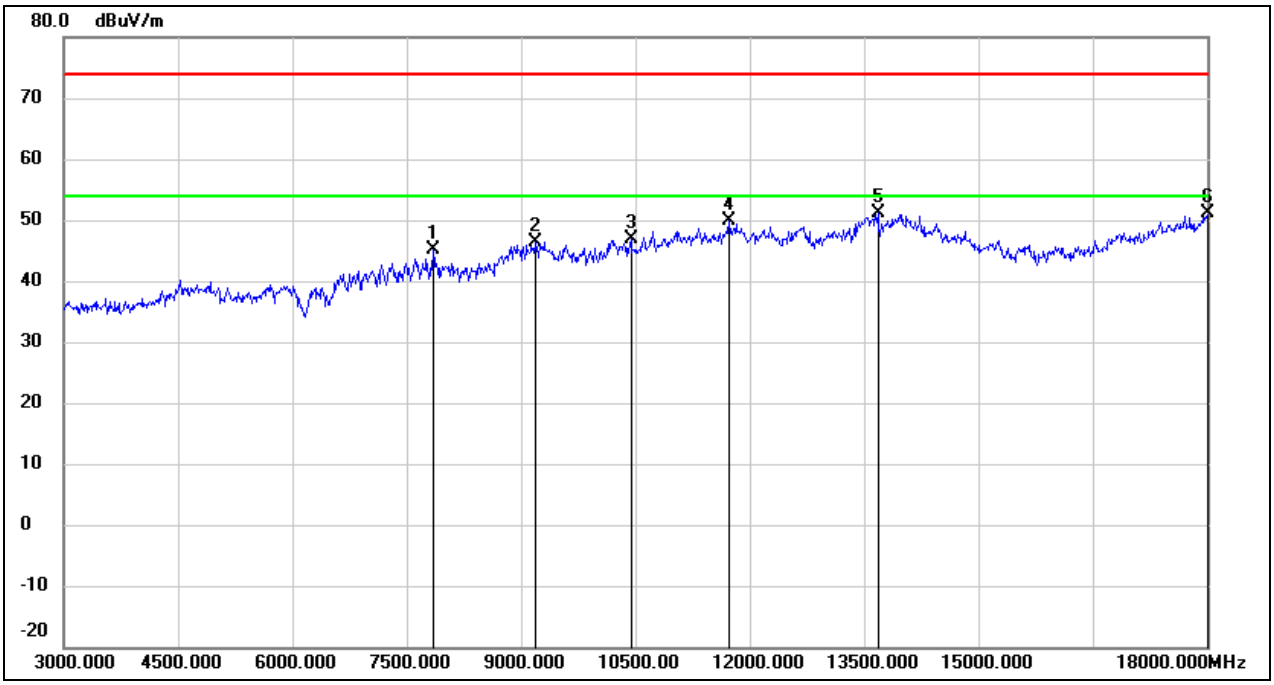

No.	Frequency (MHz)	Reading (dBuV)	Correct (dB/m)	Result (dBuV/m)	Limit (dBuV/m)	Margin (dB)	Remark
1	7845.000	38.75	6.32	45.07	74.00	-28.93	peak
2	9180.000	35.82	10.56	46.38	74.00	-27.62	peak
3	10440.000	33.97	12.87	46.84	74.00	-27.16	peak
4	11730.000	32.56	17.22	49.78	74.00	-24.22	peak
5	13680.000	29.89	21.29	51.18	74.00	-22.82	peak
6	18000.000	25.41	25.69	51.10	74.00	-22.90	peak

This report shall not be reproduced except in full, without the written approval of UL Verification Services (Guangzhou) Co., Ltd, Song Shan Lake Branch.

Test Mode:	802.11ax HE40	Channel:	2422
Polarity:	Horizontal	Test Voltage:	DC 5 V

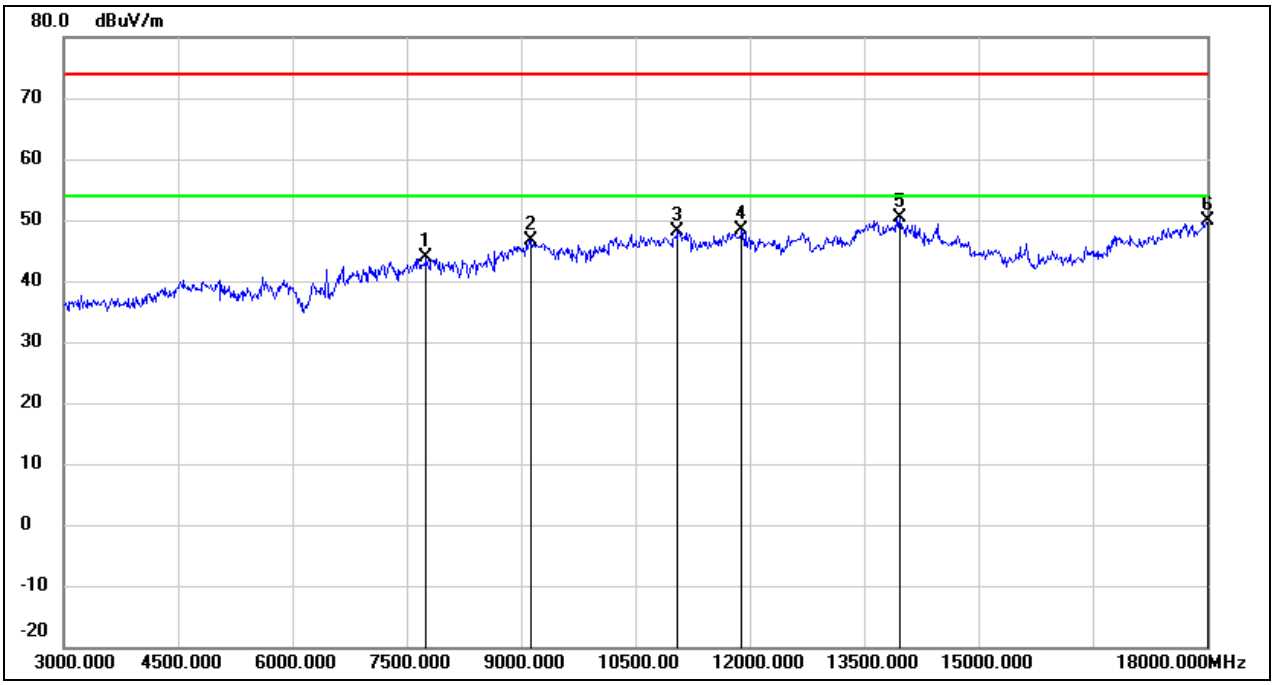

No.	Frequency (MHz)	Reading (dBuV)	Correct (dB/m)	Result (dBuV/m)	Limit (dBuV/m)	Margin (dB)	Remark
1	7755.000	37.61	6.31	43.92	74.00	-30.08	peak
2	9135.000	36.11	10.55	46.66	74.00	-27.34	peak
3	11055.000	33.13	14.96	48.09	74.00	-25.91	peak
4	11895.000	30.69	17.68	48.37	74.00	-25.63	peak
5	13965.000	28.48	21.89	50.37	74.00	-23.63	peak
6	18000.000	24.26	25.69	49.95	74.00	-24.05	peak

This report shall not be reproduced except in full, without the written approval of UL Verification Services (Guangzhou) Co., Ltd, Song Shan Lake Branch.

Test Mode:	802.11ax HE40	Channel:	2422
Polarity:	Vertical	Test Voltage:	DC 5 V

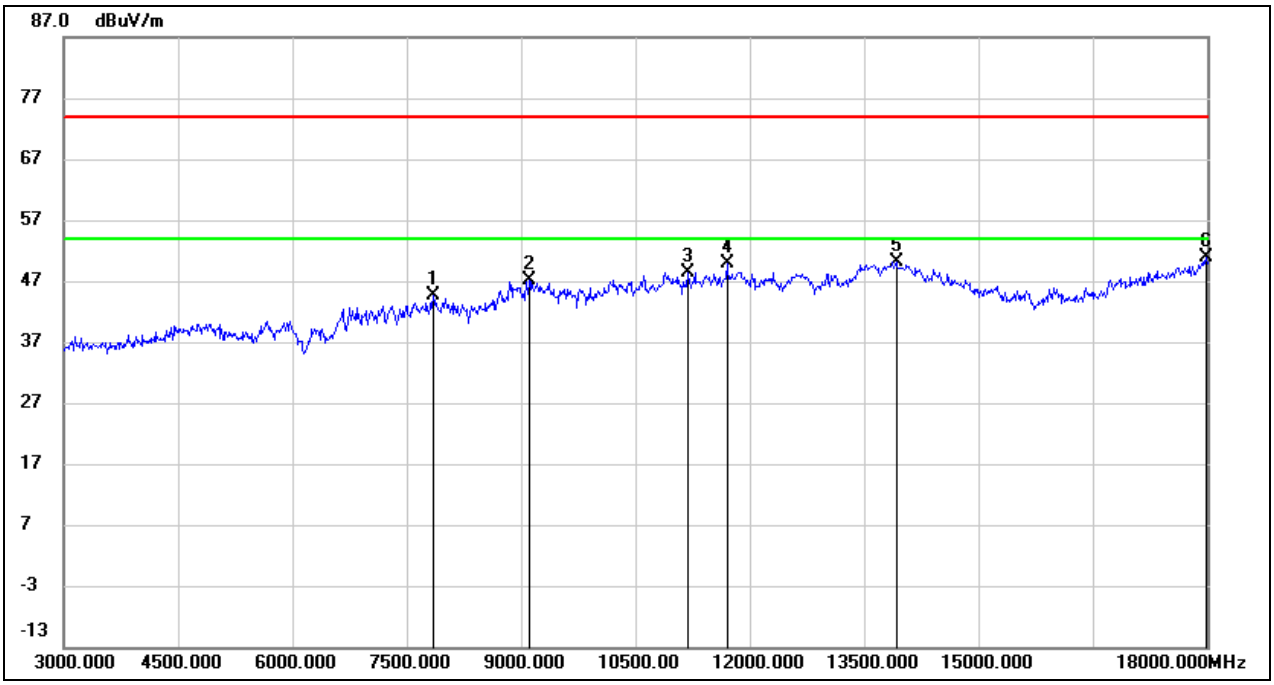

No.	Frequency (MHz)	Reading (dBuV)	Correct (dB/m)	Result (dBuV/m)	Limit (dBuV/m)	Margin (dB)	Remark
1	7845.000	38.37	6.32	44.69	74.00	-29.31	peak
2	9105.000	36.56	10.53	47.09	74.00	-26.91	peak
3	11190.000	32.81	15.46	48.27	74.00	-25.73	peak
4	11700.000	32.85	17.14	49.99	74.00	-24.01	peak
5	13920.000	28.41	21.79	50.20	74.00	-23.80	peak
6	17985.000	25.17	25.60	50.77	74.00	-23.23	peak

This report shall not be reproduced except in full, without the written approval of UL Verification Services (Guangzhou) Co., Ltd, Song Shan Lake Branch.

Test Mode:	802.11ax HE40	Channel:	2437
Polarity:	Horizontal	Test Voltage:	DC 5 V

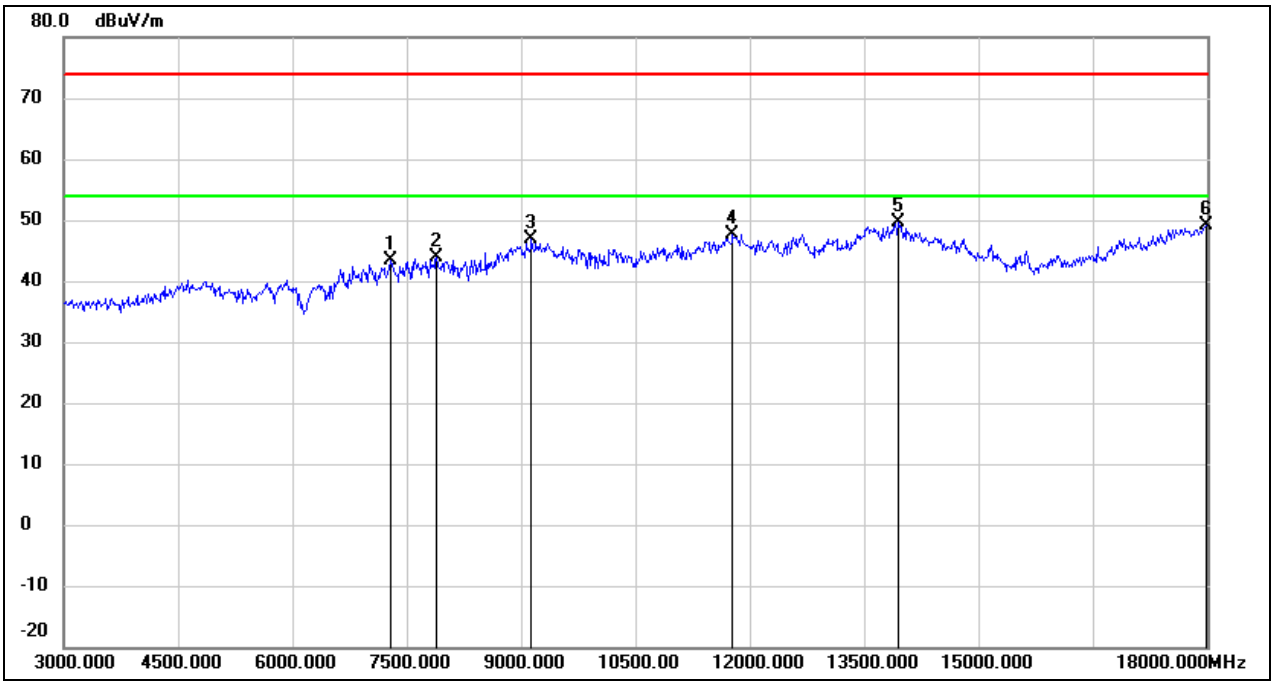

No.	Frequency (MHz)	Reading (dBuV)	Correct (dB/m)	Result (dBuV/m)	Limit (dBuV/m)	Margin (dB)	Remark
1	7290.000	36.88	6.48	43.36	74.00	-30.64	peak
2	7890.000	37.46	6.31	43.77	74.00	-30.23	peak
3	9135.000	36.36	10.55	46.91	74.00	-27.09	peak
4	11775.000	30.26	17.35	47.61	74.00	-26.39	peak
5	13950.000	27.66	21.86	49.52	74.00	-24.48	peak
6	17985.000	23.51	25.60	49.11	74.00	-24.89	peak

This report shall not be reproduced except in full, without the written approval of UL Verification Services (Guangzhou) Co., Ltd, Song Shan Lake Branch.

Test Mode:	802.11ax HE40	Channel:	2437
Polarity:	Vertical	Test Voltage:	DC 5 V

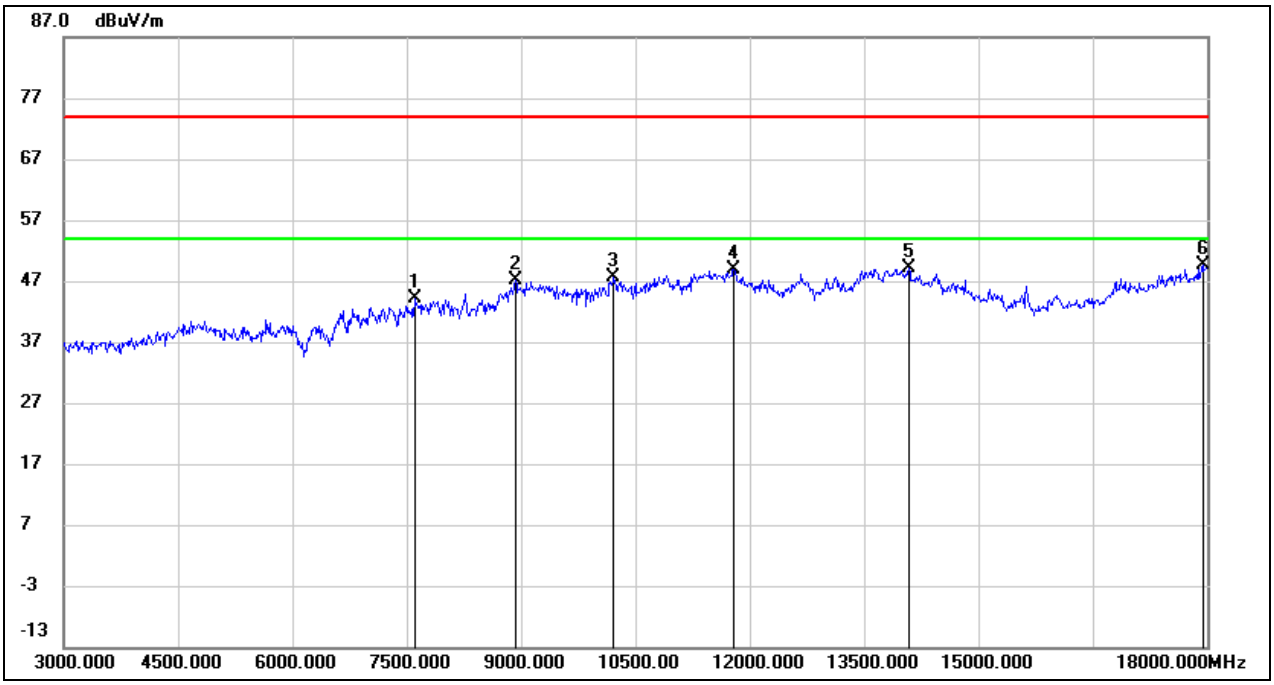

No.	Frequency (MHz)	Reading (dBuV)	Correct (dB/m)	Result (dBuV/m)	Limit (dBuV/m)	Margin (dB)	Remark
1	7605.000	37.85	6.32	44.17	74.00	-29.83	peak
2	8925.000	37.07	9.94	47.01	74.00	-26.99	peak
3	10215.000	35.23	12.43	47.66	74.00	-26.34	peak
4	11790.000	31.53	17.38	48.91	74.00	-25.09	peak
5	14085.000	27.55	21.61	49.16	74.00	-24.84	peak
6	17940.000	24.27	25.34	49.61	74.00	-24.39	peak

This report shall not be reproduced except in full, without the written approval of UL Verification Services (Guangzhou) Co., Ltd, Song Shan Lake Branch.

Test Mode:	802.11ax HE40	Channel:	2457
Polarity:	Horizontal	Test Voltage:	DC 5 V

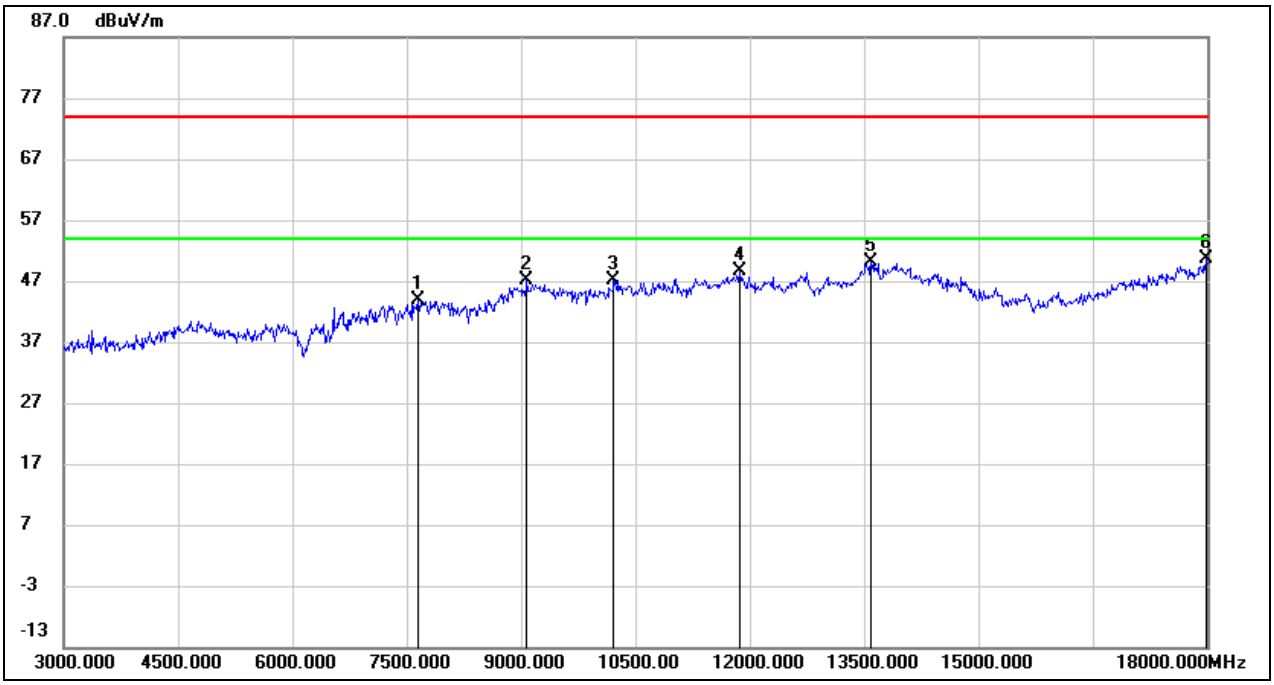

No.	Frequency (MHz)	Reading (dBuV)	Correct (dB/m)	Result (dBuV/m)	Limit (dBuV/m)	Margin (dB)	Remark
1	7650.000	37.54	6.33	43.87	74.00	-30.13	peak
2	9075.000	36.62	10.52	47.14	74.00	-26.86	peak
3	10215.000	34.66	12.43	47.09	74.00	-26.91	peak
4	11865.000	30.99	17.59	48.58	74.00	-25.42	peak
5	13590.000	29.15	21.09	50.24	74.00	-23.76	peak
6	17985.000	24.98	25.60	50.58	74.00	-23.42	peak

This report shall not be reproduced except in full, without the written approval of UL Verification Services (Guangzhou) Co., Ltd, Song Shan Lake Branch.

Test Mode:	802.11ax HE40	Channel:	2457
Polarity:	Vertical	Test Voltage:	DC 5 V

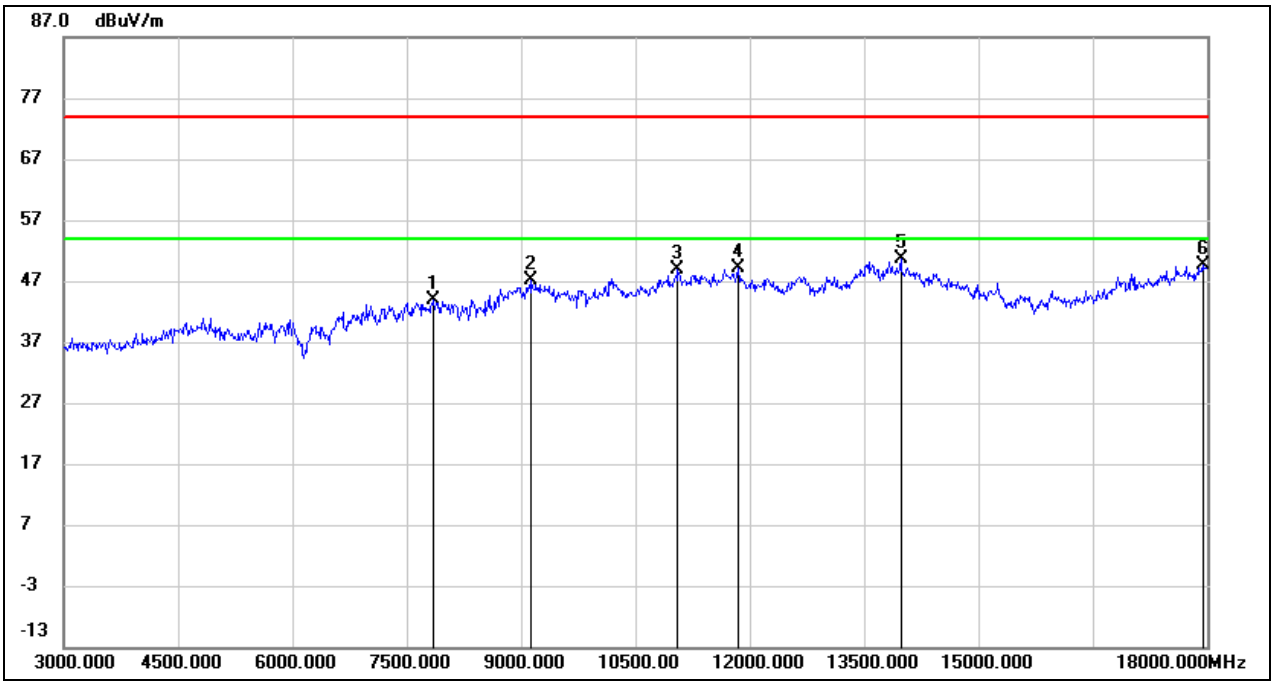

No.	Frequency (MHz)	Reading (dBuV)	Correct (dB/m)	Result (dBuV/m)	Limit (dBuV/m)	Margin (dB)	Remark
1	7845.000	37.48	6.32	43.80	74.00	-30.20	peak
2	9135.000	36.58	10.55	47.13	74.00	-26.87	peak
3	11055.000	34.00	14.96	48.96	74.00	-25.04	peak
4	11850.000	31.56	17.56	49.12	74.00	-24.88	peak
5	13980.000	28.63	21.92	50.55	74.00	-23.45	peak
6	17940.000	24.33	25.34	49.67	74.00	-24.33	peak

This report shall not be reproduced except in full, without the written approval of UL Verification Services (Guangzhou) Co., Ltd, Song Shan Lake Branch.

8.4. SPURIOUS EMISSIONS(9 KHZ~30 MHZ)

Test Mode:	802.11b	Channel:	2412
Polarity:	FACE ON	Test Voltage:	DC 5 V

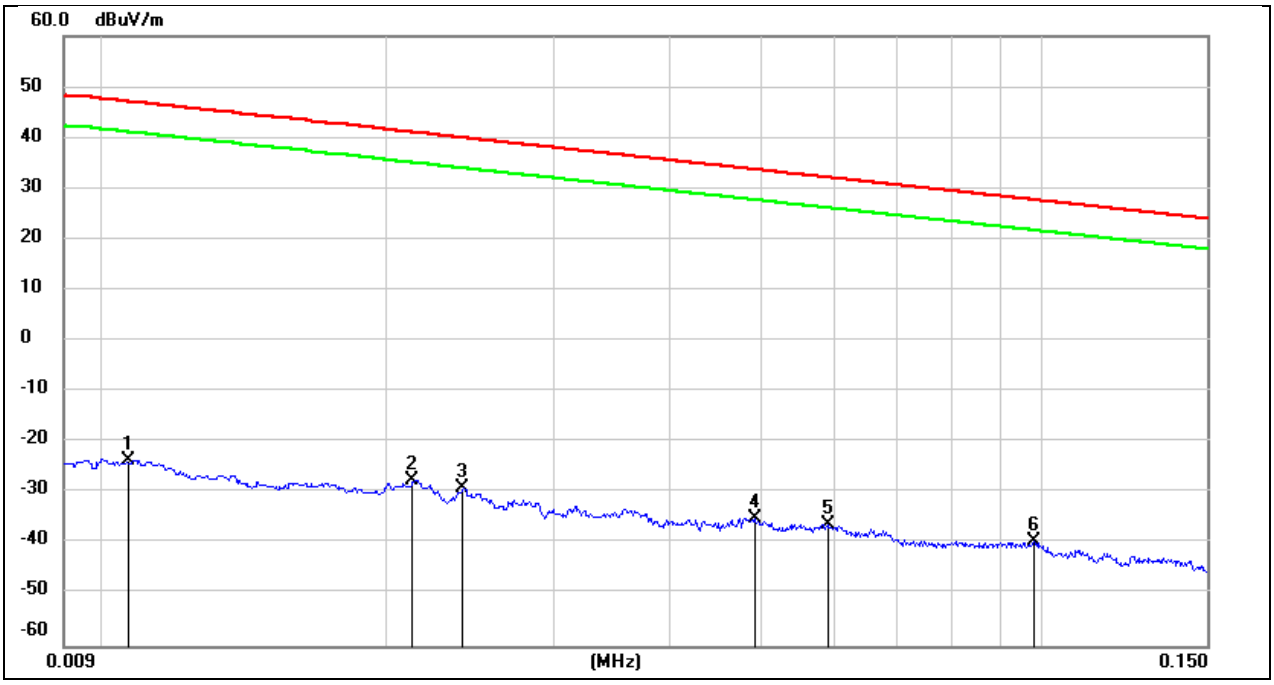

No.	Frequency	Reading	Correct	FCC Result	FCC Limit	ISED Result	ISED Limit	Margin	Remark
	(MHz)	(dBuV)	(dB/m)	(dBuV/m)	(dBuV/m)	(dBuA/m)	(dBuA/m)	(dB)	
1	0.0106	77.88	-101.39	-23.51	47.09	-75.01	-4.41	-70.60	peak
2	0.0212	74.04	-101.35	-27.31	41.07	-78.81	-10.43	-68.38	peak
3	0.0240	72.32	-101.36	-29.04	40.00	-80.54	-11.50	-69.04	peak
4	0.0492	66.55	-101.47	-34.92	33.76	-86.42	-17.74	-68.68	peak
5	0.0589	65.31	-101.52	-36.21	32.20	-87.71	-19.30	-68.41	peak
6	0.0981	62.27	-101.78	-39.51	27.77	-91.01	-23.73	-67.28	peak

This report shall not be reproduced except in full, without the written approval of UL Verification Services (Guangzhou) Co., Ltd, Song Shan Lake Branch.

Test Mode:	802.11b	Channel:	2412
Polarity:	FACE ON	Test Voltage:	DC 5 V

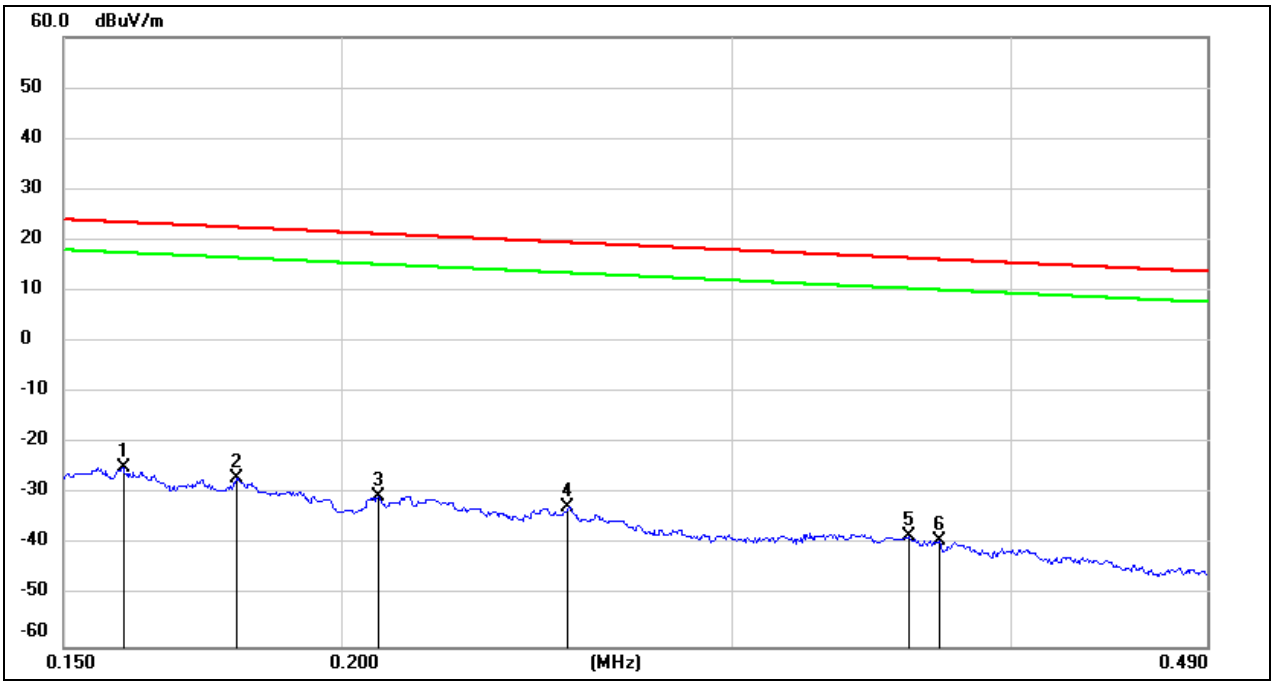

No.	Frequency	Reading	Correct	FCC Result	FCC Limit	ISED Result	ISED Limit	Margin	Remark
	(MHz)	(dBuV)	(dB/m)	(dBuV/m)	(dBuV/m)	(dBuA/m)	(dBuA/m)	(dB)	
1	0.1595	76.86	-101.65	-24.79	23.55	-76.29	-27.95	-48.34	peak
2	0.1794	74.77	-101.68	-26.91	22.53	-78.41	-28.97	-49.44	peak
3	0.2078	71.24	-101.73	-30.49	21.25	-81.99	-30.25	-51.74	peak
4	0.2530	69.14	-101.80	-32.66	19.54	-84.16	-31.96	-52.20	peak
5	0.3600	63.51	-101.91	-38.40	16.48	-89.90	-35.02	-54.88	peak
6	0.3714	62.78	-101.93	-39.15	16.20	-90.65	-35.30	-55.35	peak

This report shall not be reproduced except in full, without the written approval of UL Verification Services (Guangzhou) Co., Ltd, Song Shan Lake Branch.

Test Mode:	802.11b	Channel:	2412
Polarity:	FACE ON	Test Voltage:	DC 5 V

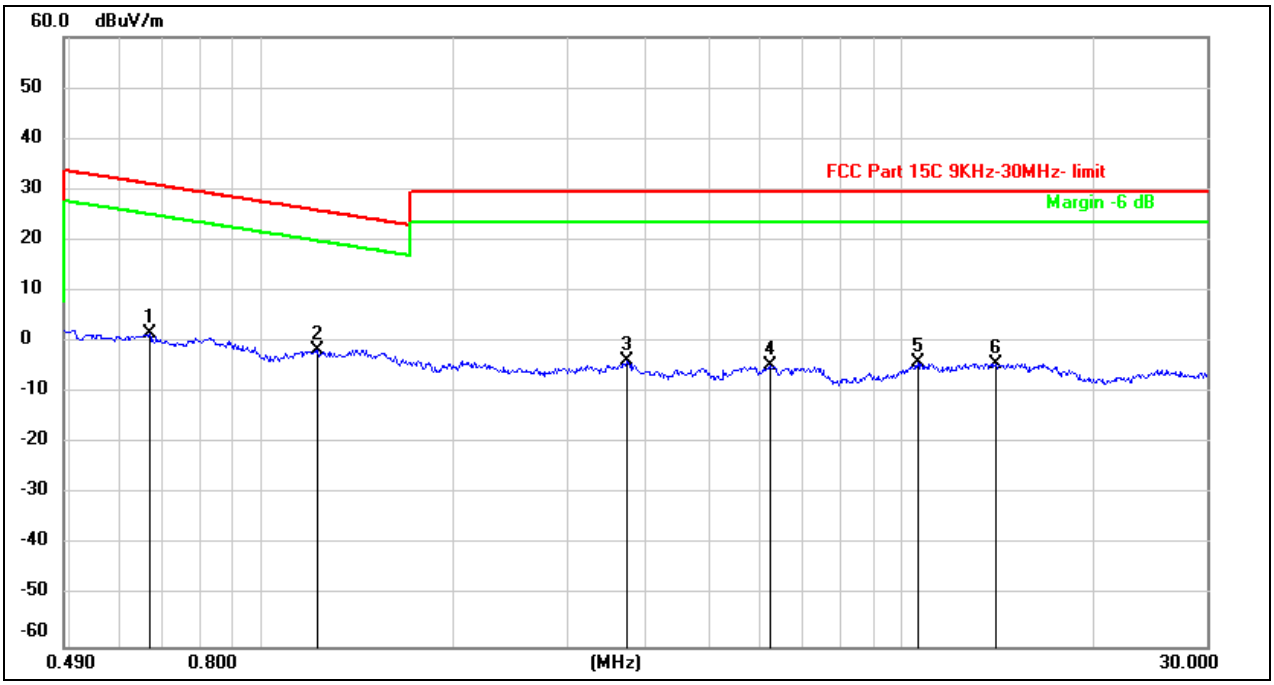

No.	Frequency	Reading	Correct	FCC Result	FCC Limit	ISED Result	ISED Limit	Margin	Remark
	(MHz)	(dBuV)	(dB/m)	(dBuV/m)	(dBuV/m)	(dBuA/m)	(dBuA/m)	(dB)	
1	0.6671	63.75	-62.10	1.65	31.12	-49.85	-20.38	-29.47	peak
2	1.2214	60.62	-62.16	-1.54	25.87	-53.04	-25.63	-27.41	peak
3	3.7100	57.70	-61.41	-3.71	29.54	-55.21	-21.96	-33.25	peak
4	6.2445	56.63	-61.32	-4.69	29.54	-56.19	-21.96	-34.23	peak
5	10.6119	56.82	-60.82	-4.00	29.54	-55.50	-21.96	-33.54	peak
6	14.0646	56.65	-60.97	-4.32	29.54	-55.82	-21.96	-33.86	peak

This report shall not be reproduced except in full, without the written approval of UL Verification Services (Guangzhou) Co., Ltd, Song Shan Lake Branch.

8.5. SPURIOUS EMISSIONS(18 GHZ~26 GHZ)

Test Mode:	802.11b	Channel:	2412
Polarity:	Horizontal	Test Voltage:	DC 5 V

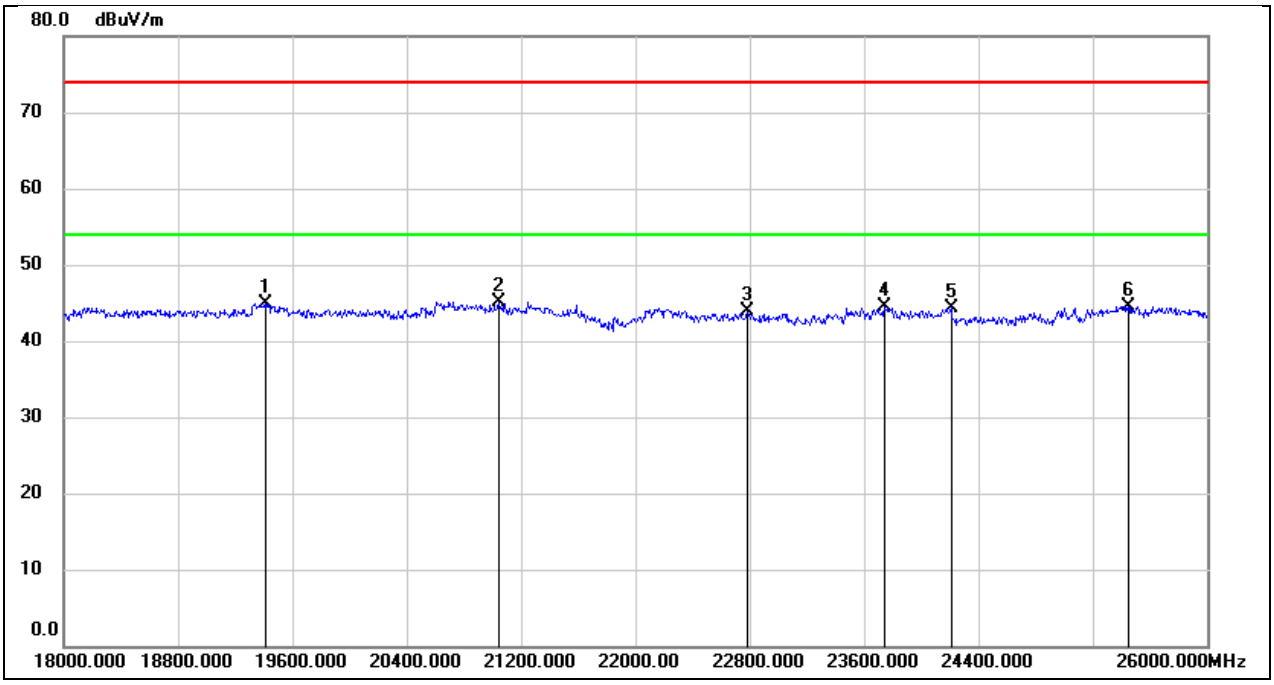

No.	Frequency (MHz)	Reading (dBuV)	Correct (dB/m)	Result (dBuV/m)	Limit (dBuV/m)	Margin (dB)	Remark
1	19416.000	50.53	-5.55	44.98	74.00	-29.02	peak
2	21040.000	50.05	-4.86	45.19	74.00	-28.81	peak
3	22784.000	47.48	-3.65	43.83	74.00	-30.17	peak
4	23744.000	47.65	-3.20	44.45	74.00	-29.55	peak
5	24208.000	47.21	-2.81	44.40	74.00	-29.60	peak
6	25448.000	46.33	-1.76	44.57	74.00	-29.43	peak

This report shall not be reproduced except in full, without the written approval of UL Verification Services (Guangzhou) Co., Ltd, Song Shan Lake Branch.

Test Mode:	802.11b	Channel:	2412
Polarity:	Vertical	Test Voltage:	DC 5 V

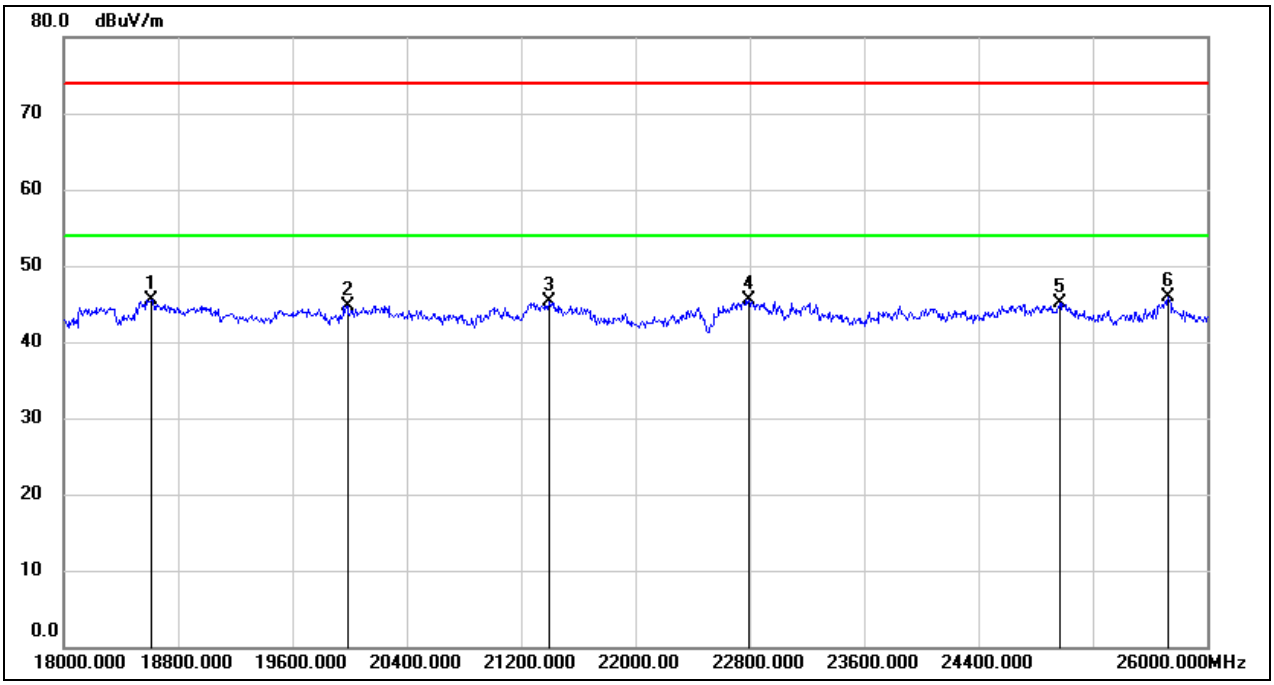

No.	Frequency (MHz)	Reading (dBuV)	Correct (dB/m)	Result (dBuV/m)	Limit (dBuV/m)	Margin (dB)	Remark
1	18616.000	50.89	-5.34	45.55	74.00	-28.45	peak
2	19984.000	50.21	-5.44	44.77	74.00	-29.23	peak
3	21400.000	50.04	-4.72	45.32	74.00	-28.68	peak
4	22792.000	49.11	-3.65	45.46	74.00	-28.54	peak
5	24968.000	47.26	-2.14	45.12	74.00	-28.88	peak
6	25728.000	46.61	-0.72	45.89	74.00	-28.11	peak

This report shall not be reproduced except in full, without the written approval of UL Verification Services (Guangzhou) Co., Ltd, Song Shan Lake Branch.

8.6. SPURIOUS EMISSIONS(30 MHZ~1 GHZ)

Test Mode:	802.11b	Channel:	2412
Polarity:	Horizontal	Test Voltage:	DC 5 V

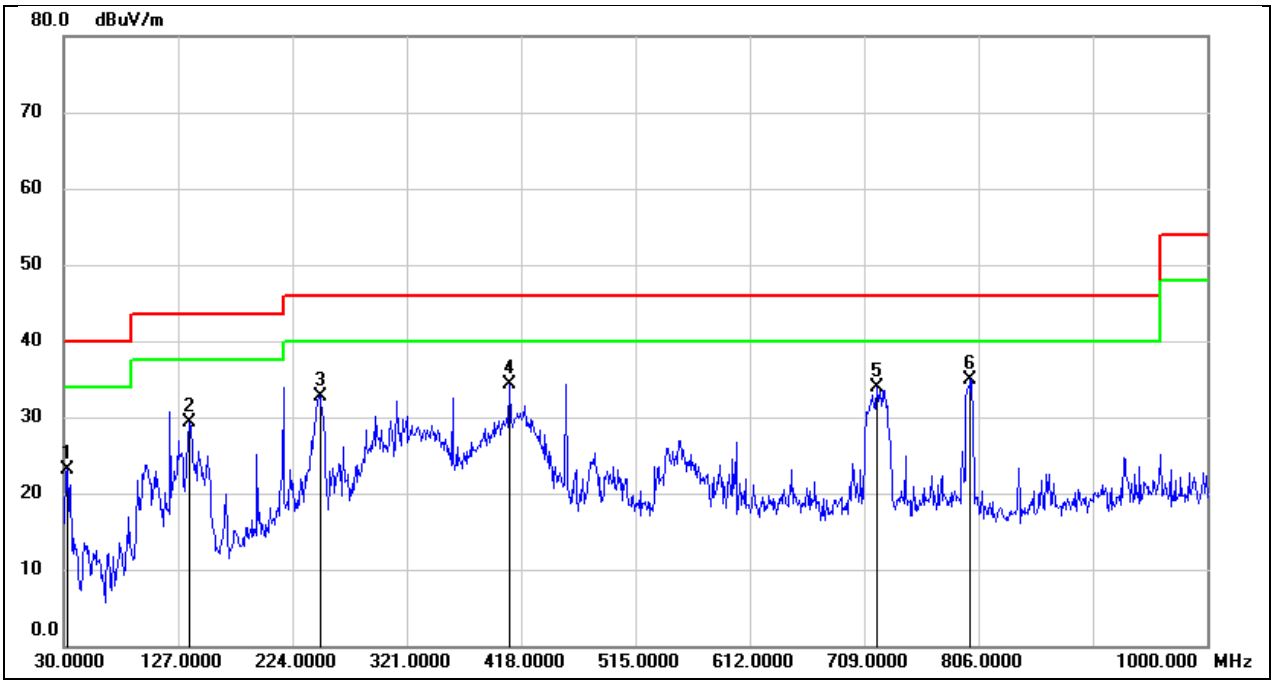

No.	Frequency (MHz)	Reading (dBuV)	Correct (dB/m)	Result (dBuV/m)	Limit (dBuV/m)	Margin (dB)	Remark
1	32.9100	42.41	-19.22	23.19	40.00	-16.81	QP
2	136.7000	48.25	-19.02	29.23	43.50	-14.27	QP
3	247.2800	51.67	-18.99	32.68	46.00	-13.32	QP
4	408.3000	47.39	-13.17	34.22	46.00	-11.78	QP
5	719.6700	41.94	-8.08	33.86	46.00	-12.14	QP
6	799.2100	42.26	-7.33	34.93	46.00	-11.07	QP

This report shall not be reproduced except in full, without the written approval of UL Verification Services (Guangzhou) Co., Ltd, Song Shan Lake Branch.

Test Mode:	802.11b	Channel:	2412
Polarity:	Vertical	Test Voltage:	DC 5 V

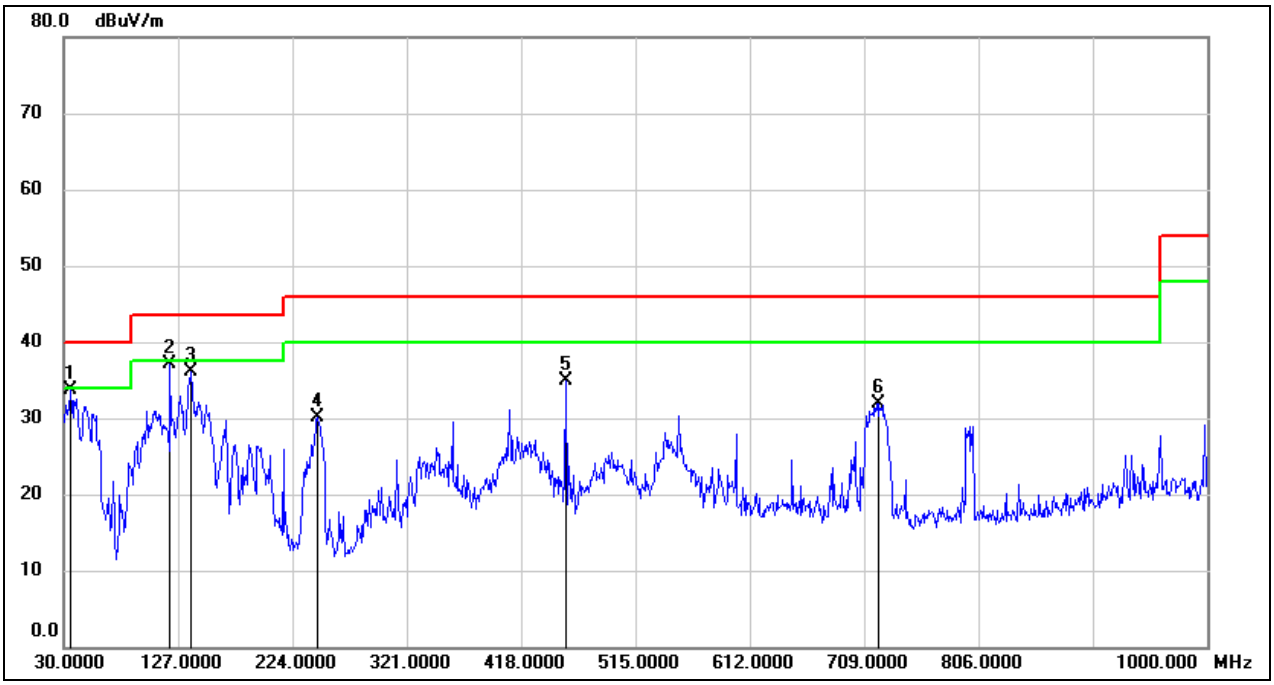

No.	Frequency (MHz)	Reading (dBuV)	Correct (dB/m)	Result (dBuV/m)	Limit (dBuV/m)	Margin (dB)	Remark
1	35.8200	53.23	-19.50	33.73	40.00	-6.27	QP
2	120.2100	56.88	-19.85	37.03	43.50	-6.47	QP
3	137.6700	55.08	-18.95	36.13	43.50	-7.37	QP
4	245.3400	49.15	-19.04	30.11	46.00	-15.89	QP
5	455.8300	47.21	-12.27	34.94	46.00	-11.06	QP
6	721.6100	39.94	-8.09	31.85	46.00	-14.15	QP

This report shall not be reproduced except in full, without the written approval of UL Verification Services (Guangzhou) Co., Ltd, Song Shan Lake Branch.

9. ANTENNA REQUIREMENT

REQUIREMENT

Please refer to FCC part 15.203
An intentional radiator shall be designed to ensure that no antenna other than that furnished by the responsible party shall be used with the device. The use of a permanently attached antenna or of an antenna that uses a unique coupling to the intentional radiator shall be considered sufficient to comply with the provisions of this section. The manufacturer may design the unit so that a broken antenna can be replaced by the user, but the use of a standard antenna jack or electrical connector is prohibited.

Please refer to FCC part 15.247(b)(4)
The conducted output power limit specified in paragraph (b) of this section is based on the use of antennas with directional gains that do not exceed 6 dBi. Except as shown in paragraph (c) of this section, if transmitting antennas of directional gain greater than 6 dBi are used, the conducted output power from the intentional radiator shall be reduced below the stated values in paragraphs (b)(1), (b)(2), and (b)(3) of this section, as appropriate, by the amount in dB that the directional gain of the antenna exceeds 6 dBi.

DESCRIPTION

Pass

This report shall not be reproduced except in full, without the written approval of UL Verification Services (Guangzhou) Co., Ltd, Song Shan Lake Branch.

10. AC POWER LINE CONDUCTED EMISSION

LIMITS

Please refer to CFR 47 FCC §15.207 (a) and ISED RSS-Gen Clause 8.8

FREQUENCY (MHz)	Quasi-peak	Average
0.15 -0.5	66 - 56 *	56 - 46 *
0.50 -5.0	56.00	46.00
5.0 -30.0	60.00	50.00

TEST PROCEDURE

The EUT is put on a table of non-conducting material that is 80 cm high. The vertical conducting wall of shielding is located 40 cm to the rear of the EUT. The power line of the EUT is connected to the AC mains through a Artificial Mains Network (A.M.N.). A EMI Measurement Receiver (R&S Test Receiver ESR3) is used to test the emissions from both sides of AC line. According to the requirements in Section 6.2 of ANSI C63.10-2013.Conducted emissions from the EUT measured in the frequency range between 0.15 MHz and 30 MHz using CISPR Quasi-Peak and average detector mode. The bandwidth of EMI test receiver is set at 9 kHz.

The arrangement of the equipment is installed to meet the standards and operating in a manner, which tends to maximize its emission characteristics in a normal application.

TEST SETUP

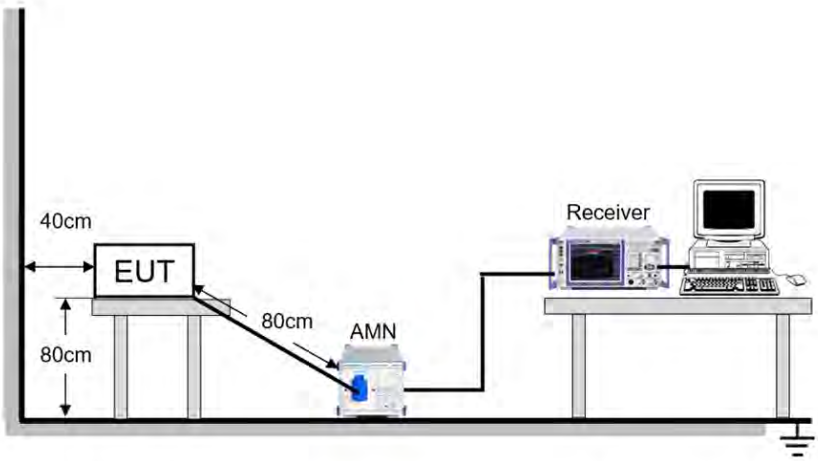

This report shall not be reproduced except in full, without the written approval of UL Verification Services (Guangzhou) Co., Ltd, Song Shan Lake Branch.

TEST ENVIRONMENT

Temperature	23.3℃	Relative Humidity	59.8%
Atmosphere Pressure	101kPa	Test Voltage	AC 120 V, 60 Hz

TEST DATE / ENGINEER

Test Date	April 18, 2023	Test By	Wite Chen

This report shall not be reproduced except in full, without the written approval of UL Verification Services (Guangzhou) Co., Ltd, Song Shan Lake Branch.

TEST RESULTS

Test Mode:	802.11b	Channel:	2412
Line:	Line	Test Voltage:	AC 120 V, 60 Hz

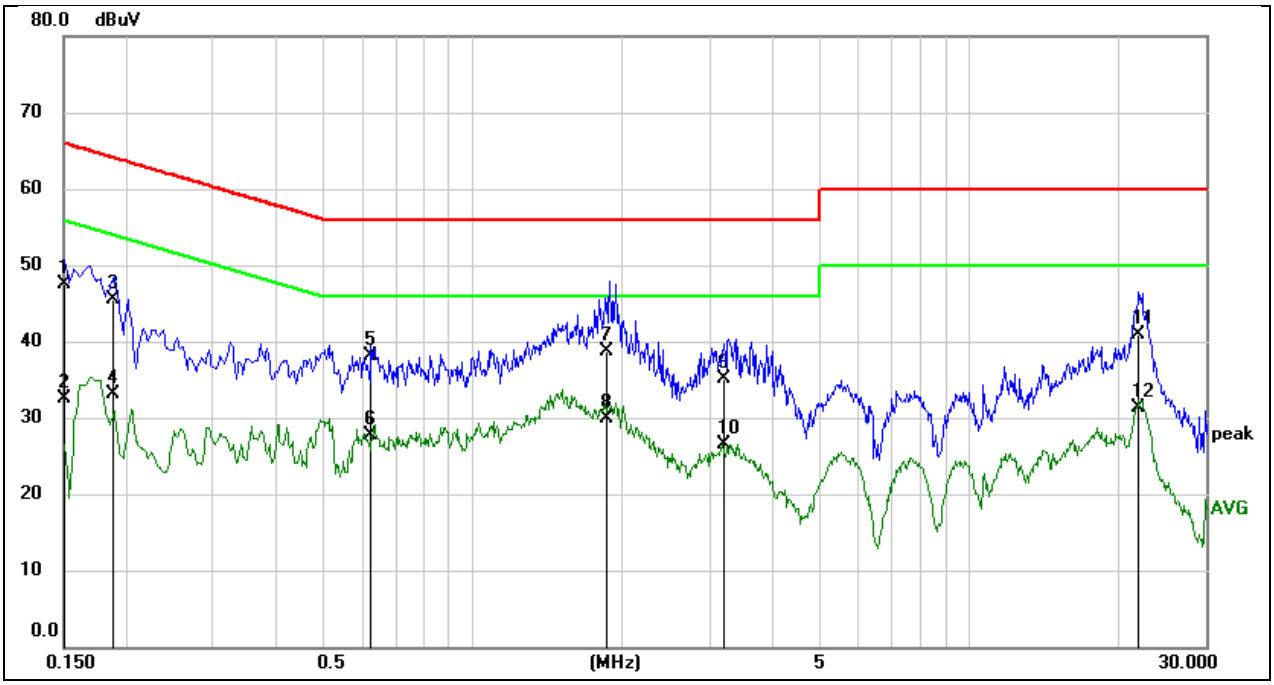

No.	Frequency (MHz)	Reading (dBuV)	Correct (dB)	Result (dBuV)	Limit (dBuV)	Margin (dB)	Remark
1	0.1514	37.99	9.59	47.58	65.92	-18.34	QP
2	0.1514	23.01	9.59	32.60	55.92	-23.32	AVG
3	0.1877	35.88	9.59	45.47	64.14	-18.67	QP
4	0.1877	23.58	9.59	33.17	54.14	-20.97	AVG
5	0.6237	28.44	9.60	38.04	56.00	-17.96	QP
6	0.6237	18.03	9.60	27.63	46.00	-18.37	AVG
7	1.8651	29.10	9.62	38.72	56.00	-17.28	QP
8	1.8651	20.38	9.62	30.00	46.00	-16.00	AVG
9	3.2294	25.42	9.67	35.09	56.00	-20.91	QP
10	3.2294	16.79	9.67	26.46	46.00	-19.54	AVG
11	22.0793	31.07	9.82	40.89	60.00	-19.11	QP
12	22.0793	21.41	9.82	31.23	50.00	-18.77	AVG

Note:
1. Result = Reading + Correct Factor.
2. If QP Result complies with AV limit, AV Result is deemed to comply with AV limit.
3. Test setup: RBW: 200 Hz (9 kHz ~ 150 kHz), 9 kHz (150 kHz ~ 30 MHz).
4. Step size: 80 Hz (0.009 MHz ~ 0.15 MHz), 4 kHz (0.15 MHz ~ 30 MHz), Scan time: auto.

Note: All the modes have been tested, only the worst data was recorded in the report.

This report shall not be reproduced except in full, without the written approval of UL Verification Services (Guangzhou) Co., Ltd, Song Shan Lake Branch.

Test Mode:	802.11b	Channel:	2412
Line:	Neutral	Test Voltage:	AC 120 V, 60 Hz

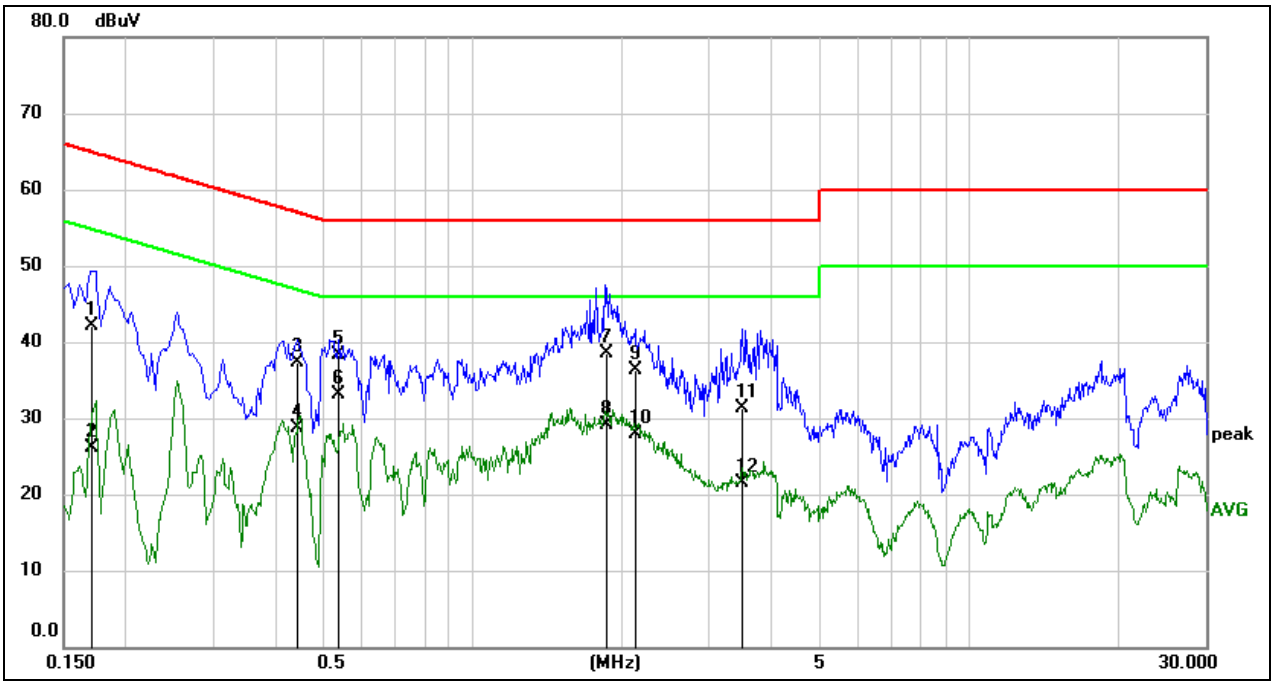

No.	Frequency (MHz)	Reading (dBuV)	Correct (dB)	Result (dBuV)	Limit (dBuV)	Margin (dB)	Remark
1	0.1708	32.43	9.59	42.02	64.92	-22.90	QP
2	0.1708	16.57	9.59	26.16	54.92	-28.76	AVG
3	0.4454	27.66	9.60	37.26	56.96	-19.70	QP
4	0.4454	19.19	9.60	28.79	46.96	-18.17	AVG
5	0.5351	28.72	9.60	38.32	56.00	-17.68	QP
6	0.5351	23.45	9.60	33.05	46.00	-12.95	AVG
7	1.8660	28.82	9.62	38.44	56.00	-17.56	QP
8	1.8660	19.41	9.62	29.03	46.00	-16.97	AVG
9	2.1294	26.68	9.64	36.32	56.00	-19.68	QP
10	2.1294	18.18	9.64	27.82	46.00	-18.18	AVG
11	3.4950	21.71	9.68	31.39	56.00	-24.61	QP
12	3.4950	11.76	9.68	21.44	46.00	-24.56	AVG

Note:
1. Result = Reading + Correct Factor.
2. If QP Result complies with AV limit, AV Result is deemed to comply with AV limit.
3. Test setup: RBW: 200 Hz (9 kHz ~ 150 kHz), 9 kHz (150 kHz ~ 30 MHz).
4. Step size: 80 Hz (0.009 MHz ~ 0.15 MHz), 4 kHz (0.15 MHz ~ 30 MHz), Scan time: auto.

Note: All the modes have been tested, only the worst data was recorded in the report.

This report shall not be reproduced except in full, without the written approval of UL Verification Services (Guangzhou) Co., Ltd, Song Shan Lake Branch.

11. TEST DATA

11.1. APPENDIX A: DTS BANDWIDTH

11.1.1. Test Result

Test Mode	Antenna	Channel	DTS BW [MHz]	FL[MHz]	FH[MHz]	Limit[MHz]	Verdict
11B	Ant1	2412	8.04	2407.96	2416.00	0.5	PASS
	Ant2	2412	8.08	2407.92	2416.00	0.5	PASS
	Ant1	2437	8.04	2432.96	2441.00	0.5	PASS
	Ant2	2437	8.04	2432.96	2441.00	0.5	PASS
	Ant1	2462	8.04	2457.96	2466.00	0.5	PASS
	Ant2	2462	8.04	2457.96	2466.00	0.5	PASS
11G	Ant1	2412	15.56	2404.20	2419.76	0.5	PASS
	Ant2	2412	15.80	2404.08	2419.88	0.5	PASS
	Ant1	2437	15.68	2429.20	2444.88	0.5	PASS
	Ant2	2437	15.68	2429.20	2444.88	0.5	PASS
	Ant1	2462	15.68	2454.20	2469.88	0.5	PASS
	Ant2	2462	16.04	2454.08	2470.12	0.5	PASS
11N20MIMO	Ant1	2412	16.28	2404.08	2420.36	0.5	PASS
	Ant2	2412	16.28	2403.84	2420.12	0.5	PASS
	Ant1	2437	15.48	2429.08	2444.56	0.5	PASS
	Ant2	2437	16.68	2428.48	2445.16	0.5	PASS
	Ant1	2462	16.92	2453.44	2470.36	0.5	PASS
	Ant2	2462	16.96	2453.80	2470.76	0.5	PASS
11N40MIMO	Ant1	2422	35.12	2404.40	2439.52	0.5	PASS
	Ant2	2422	35.12	2404.40	2439.52	0.5	PASS
	Ant1	2437	35.04	2419.48	2454.52	0.5	PASS
	Ant2	2437	35.12	2419.40	2454.52	0.5	PASS
	Ant1	2452	35.12	2434.40	2469.52	0.5	PASS
	Ant2	2452	35.12	2434.40	2469.52	0.5	PASS
11AX20MIMO	Ant1	2412	17.56	2403.28	2420.84	0.5	PASS
	Ant2	2412	16.56	2403.08	2419.64	0.5	PASS
	Ant1	2437	18.32	2427.64	2445.96	0.5	PASS
	Ant2	2437	18.52	2427.80	2446.32	0.5	PASS
	Ant1	2462	18.08	2453.04	2471.12	0.5	PASS
	Ant2	2462	17.72	2453.20	2470.92	0.5	PASS
11AX40MIMO	Ant1	2422	36.32	2403.20	2439.52	0.5	PASS
	Ant2	2422	36.40	2404.40	2440.80	0.5	PASS
	Ant1	2437	36.32	2418.20	2454.52	0.5	PASS
	Ant2	2437	37.28	2418.52	2455.80	0.5	PASS
	Ant1	2452	36.32	2433.20	2469.52	0.5	PASS
	Ant2	2452	36.40	2434.40	2470.80	0.5	PASS

This report shall not be reproduced except in full, without the written approval of UL Verification Services (Guangzhou) Co., Ltd, Song Shan Lake Branch.

11.1.2. Test Graphs

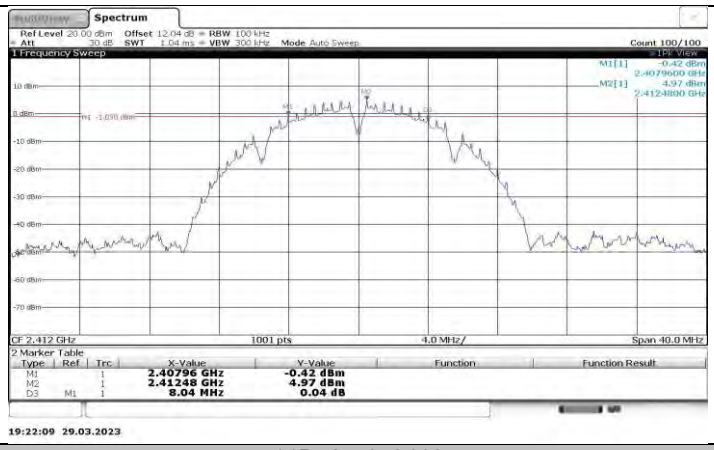

11B_Ant1_2412

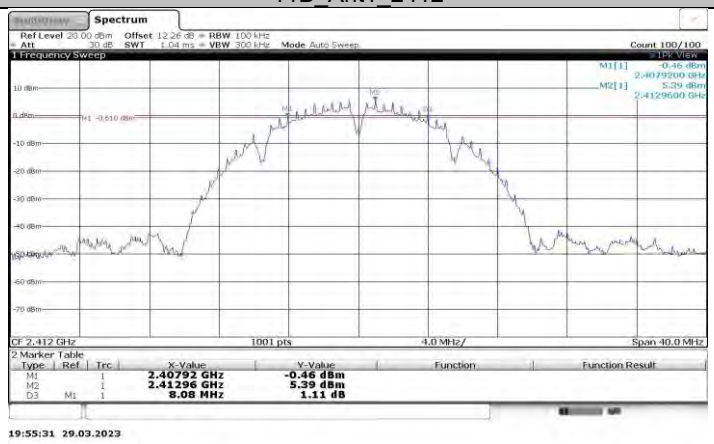

11B_Ant2_2412

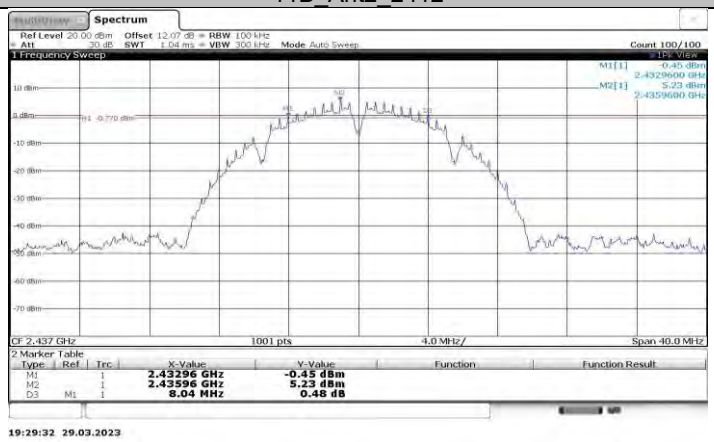

11B_Ant1_2437

This report shall not be reproduced except in full, without the written approval of UL Verification Services (Guangzhou) Co., Ltd, Song Shan Lake Branch.

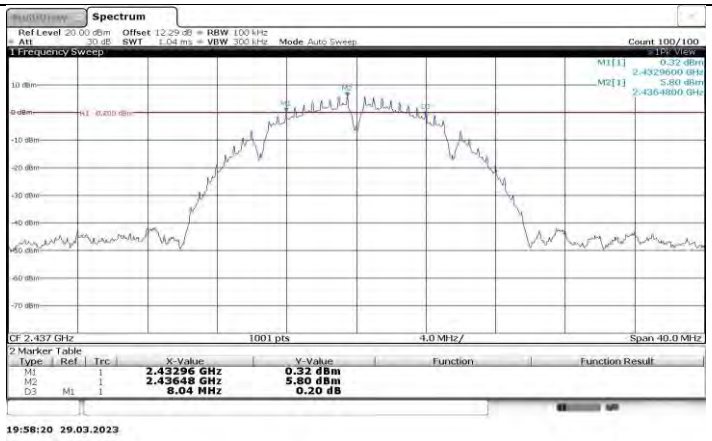

11B_Ant2_2437

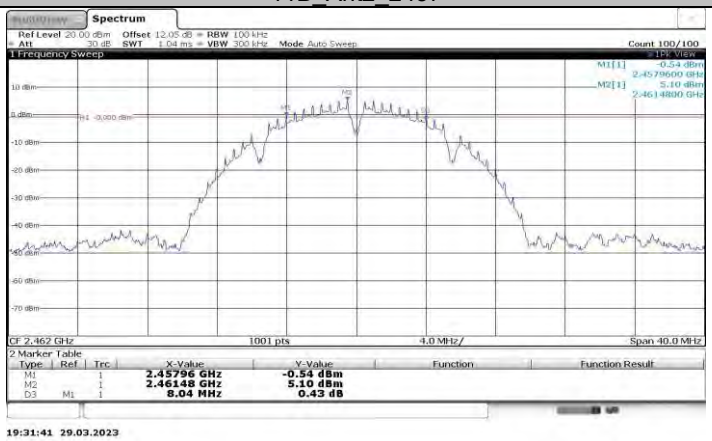

11B_Ant1_2462

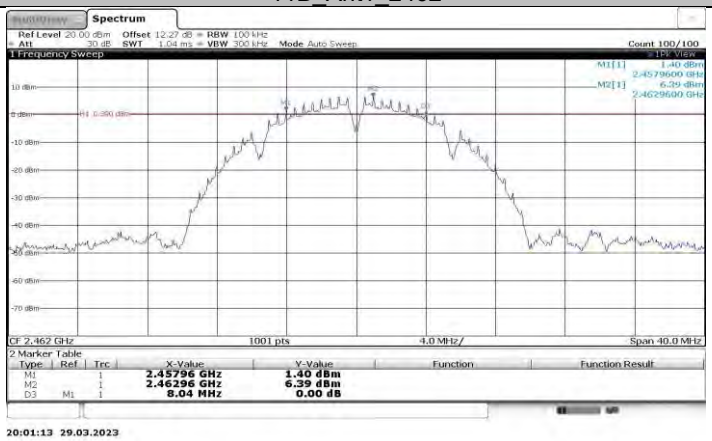

11B_Ant2_2462

This report shall not be reproduced except in full, without the written approval of UL Verification Services (Guangzhou) Co., Ltd, Song Shan Lake Branch.

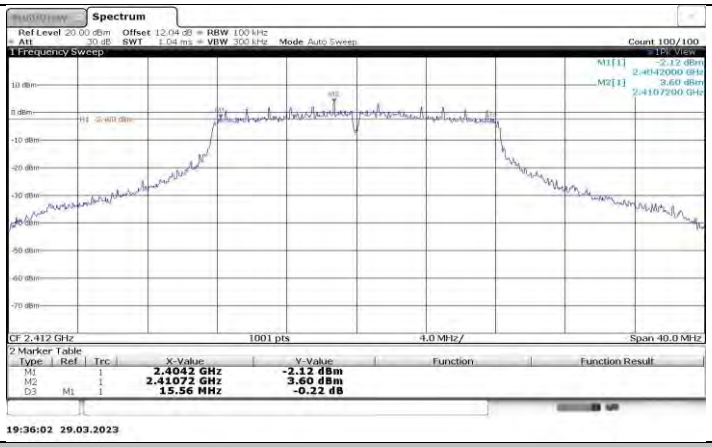

11G_Ant1_2412

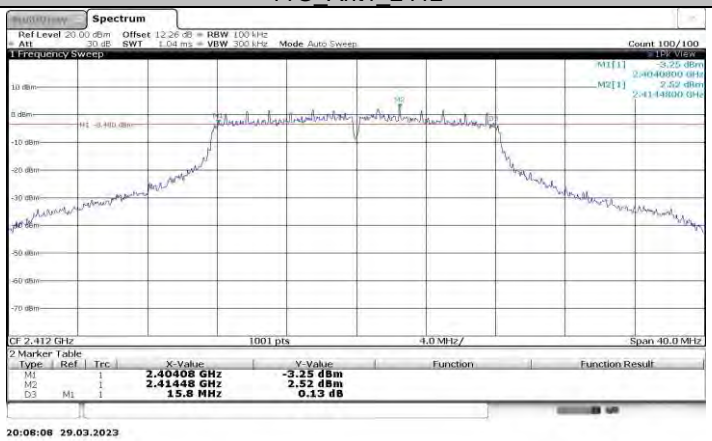

11G_Ant2_2412

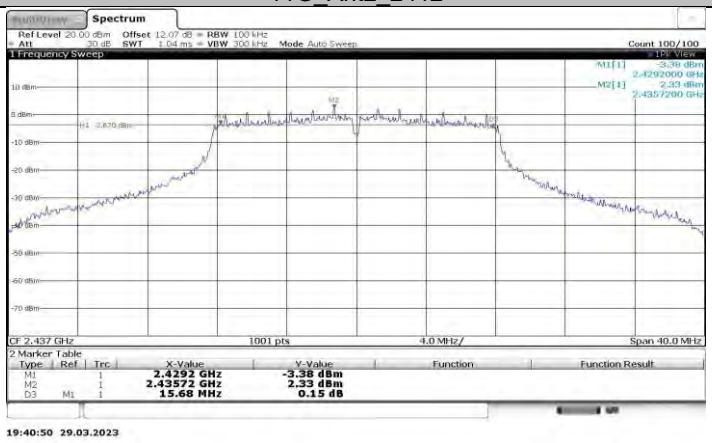

11G_Ant1_2437

This report shall not be reproduced except in full, without the written approval of UL Verification Services (Guangzhou) Co., Ltd, Song Shan Lake Branch.

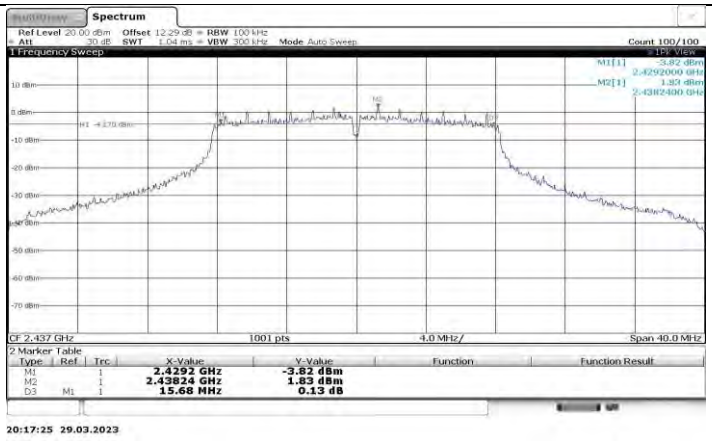

11G_Ant2_2437

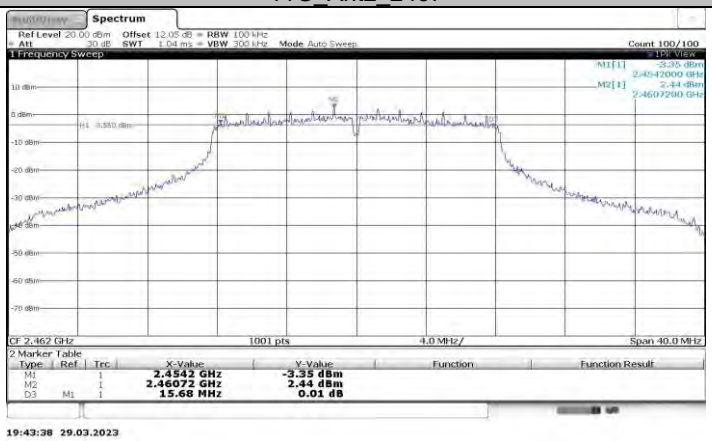

11G_Ant1_2462

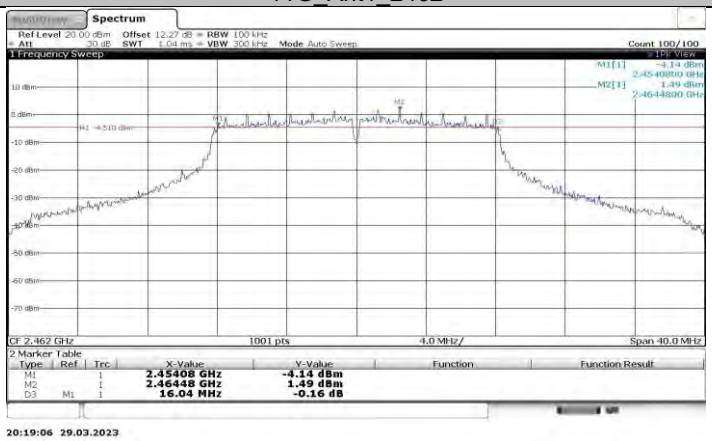

11G_Ant2_2462

This report shall not be reproduced except in full, without the written approval of UL Verification Services (Guangzhou) Co., Ltd, Song Shan Lake Branch.

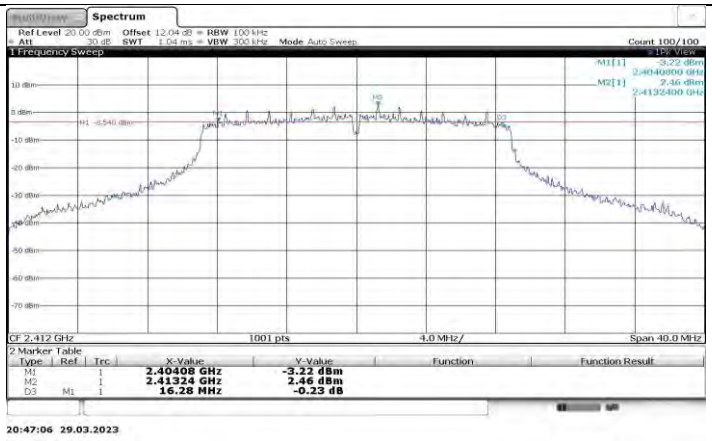

11N20MIMO_Ant1_2412

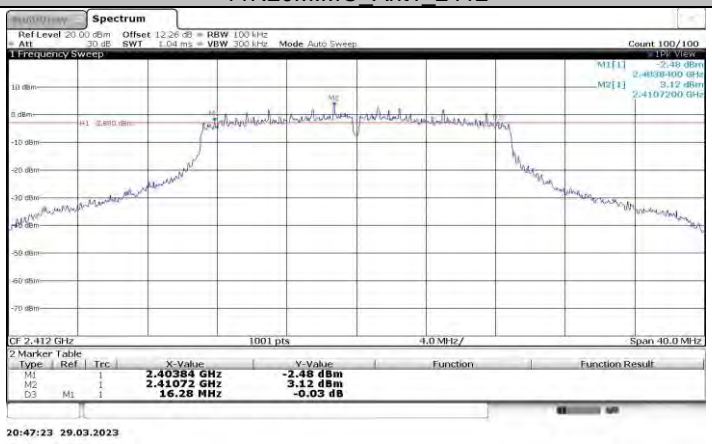

11N20MIMO_Ant2_2412

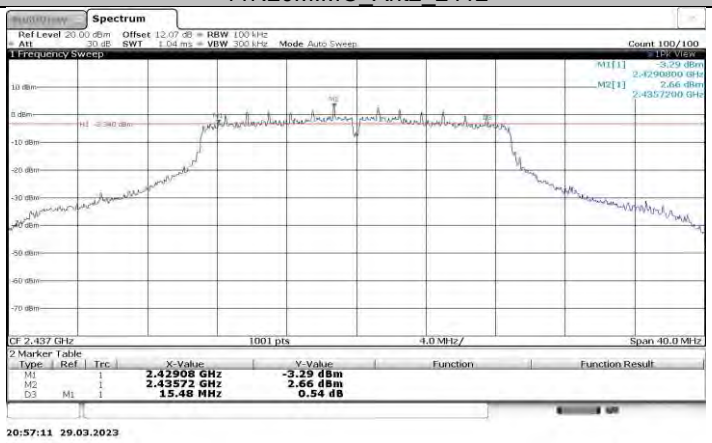

11N20MIMO_Ant1_2437

This report shall not be reproduced except in full, without the written approval of UL Verification Services (Guangzhou) Co., Ltd, Song Shan Lake Branch.

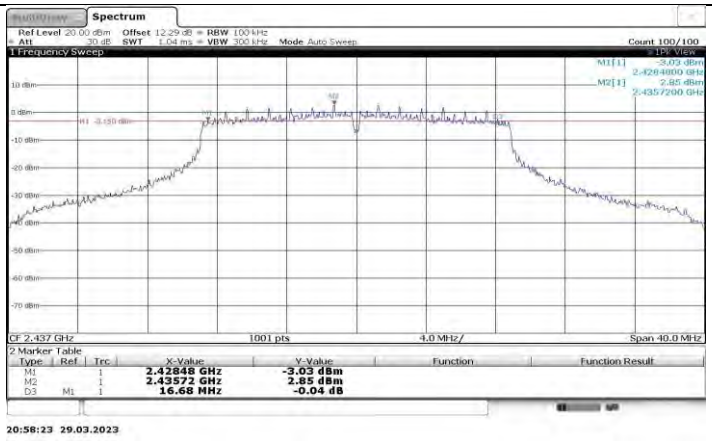

11N20MIMO_Ant2_2437

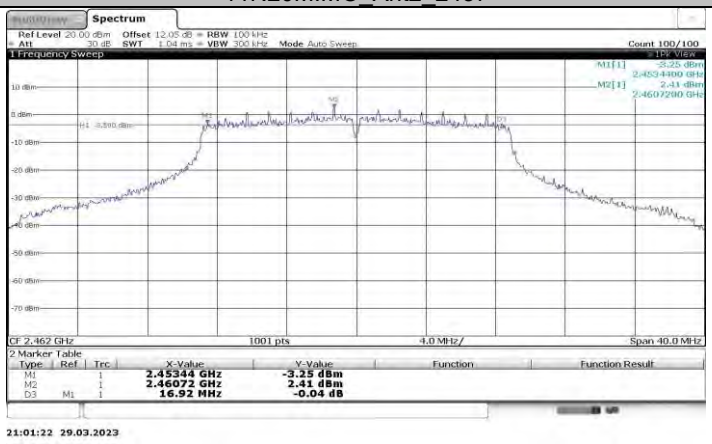

11N20MIMO_Ant1_2462

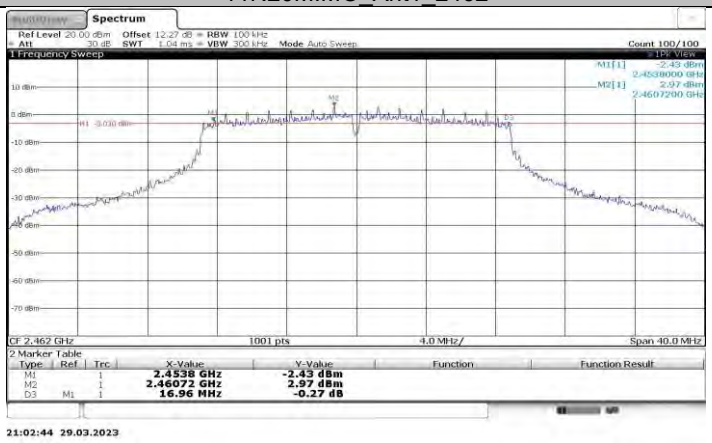

11N20MIMO_Ant2_2462

This report shall not be reproduced except in full, without the written approval of UL Verification Services (Guangzhou) Co., Ltd, Song Shan Lake Branch.

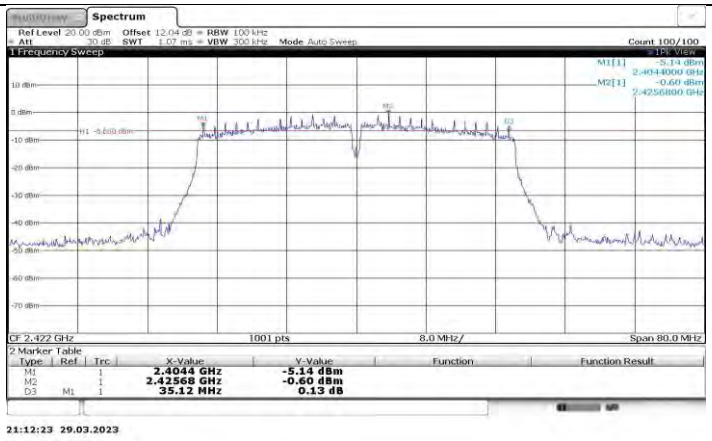

11N40MIMO_Ant1_2422

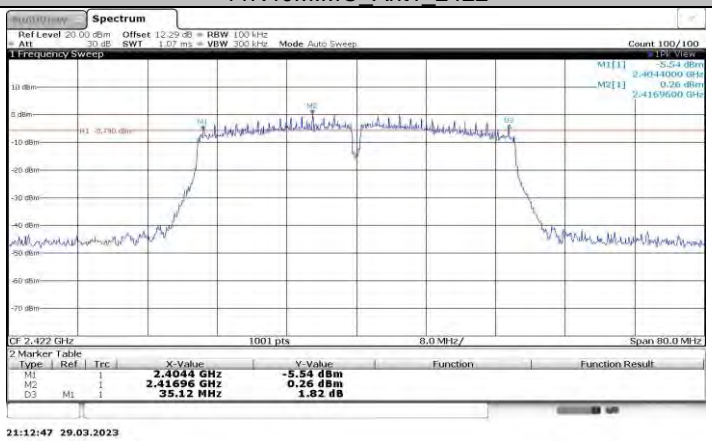

11N40MIMO_Ant2_2422

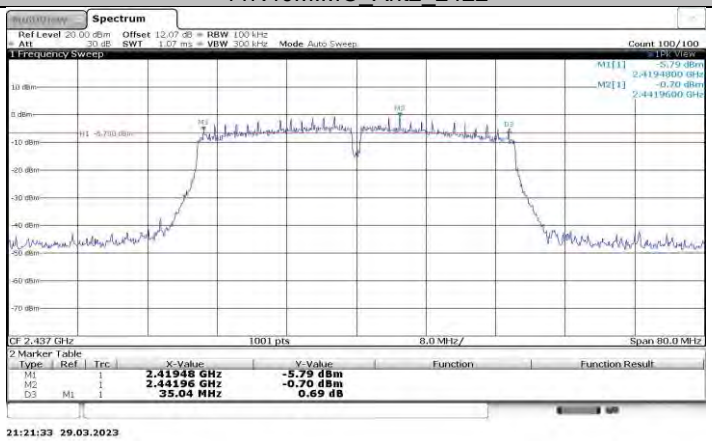

11N40MIMO_Ant1_2437

This report shall not be reproduced except in full, without the written approval of UL Verification Services (Guangzhou) Co., Ltd, Song Shan Lake Branch.

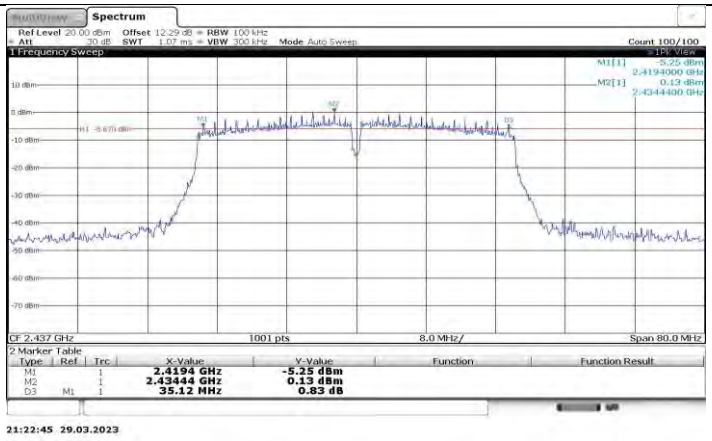

11N40MIMO_Ant2_2437

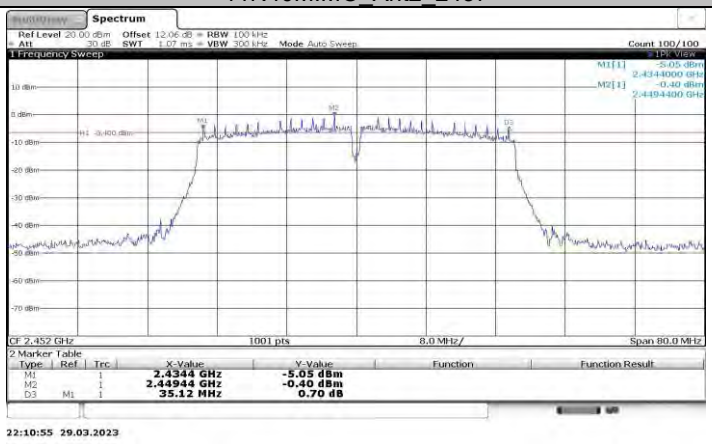

11N40MIMO_Ant1_2452

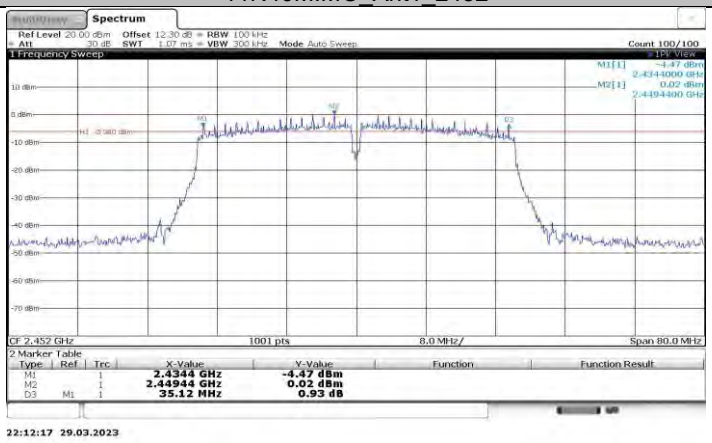

11N40MIMO_Ant2_2452

This report shall not be reproduced except in full, without the written approval of UL Verification Services (Guangzhou) Co., Ltd, Song Shan Lake Branch.

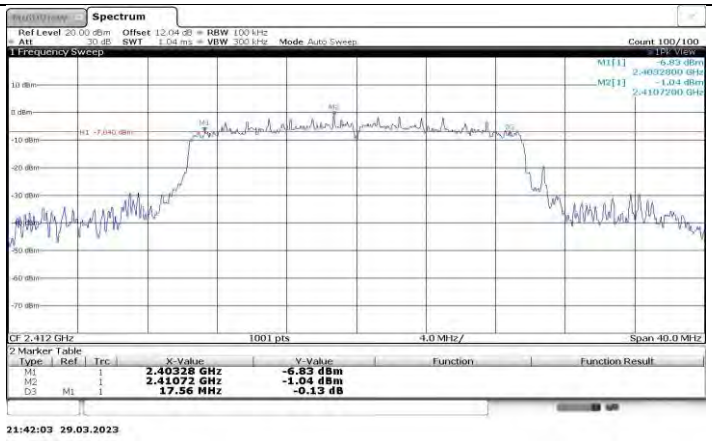

11AX20MIMO_Ant1_2412

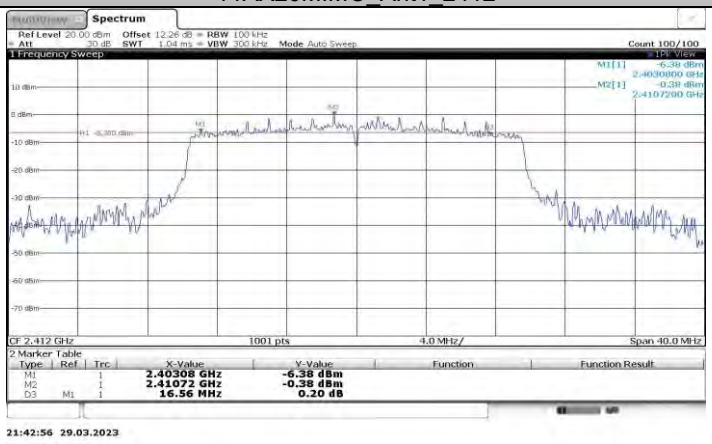

11AX20MIMO_Ant2_2412

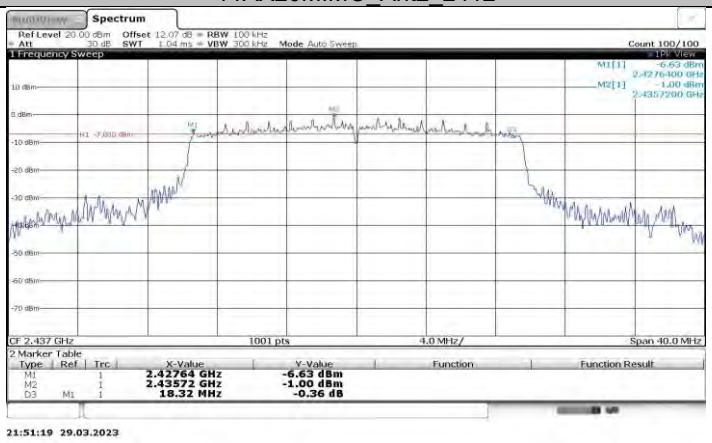

11AX20MIMO_Ant1_2437

This report shall not be reproduced except in full, without the written approval of UL Verification Services (Guangzhou) Co., Ltd, Song Shan Lake Branch.

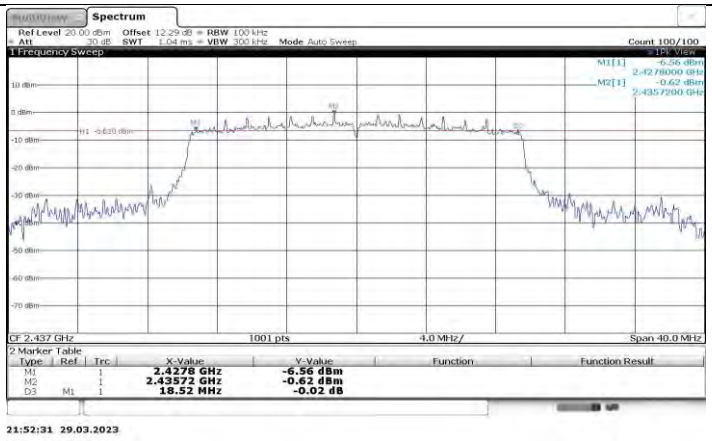

11AX20MIMO_Ant2_2437

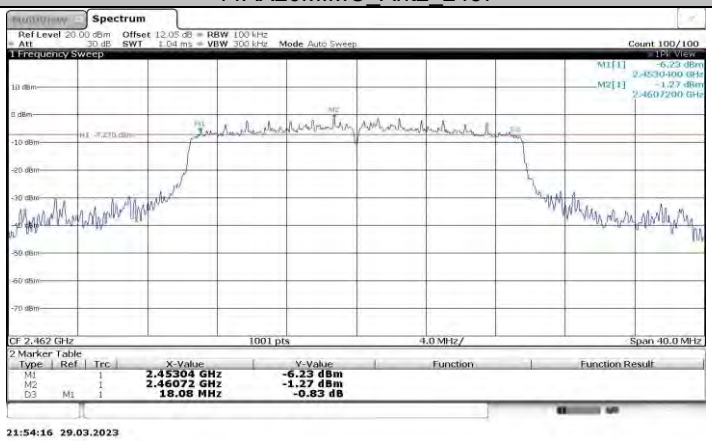

11AX20MIMO_Ant1_2462

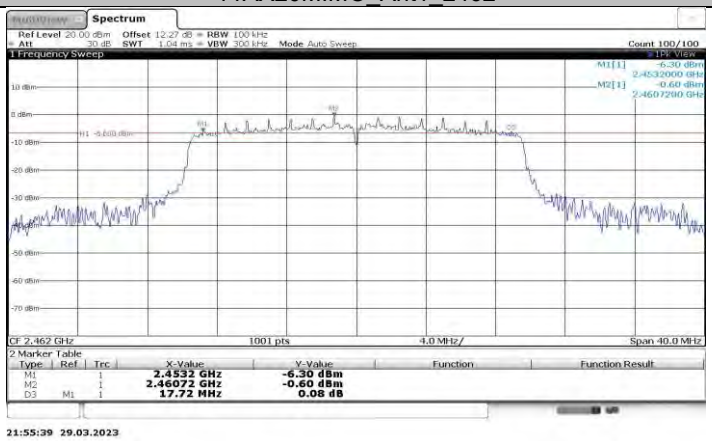

11AX20MIMO_Ant2_2462

This report shall not be reproduced except in full, without the written approval of UL Verification Services (Guangzhou) Co., Ltd, Song Shan Lake Branch.

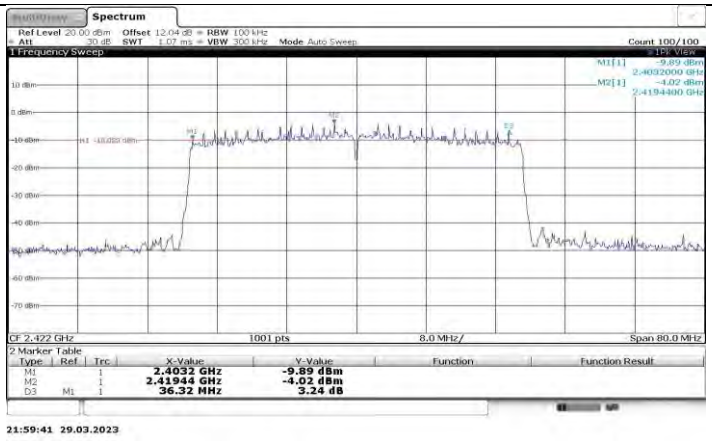

11AX40MIMO_Ant1_2422

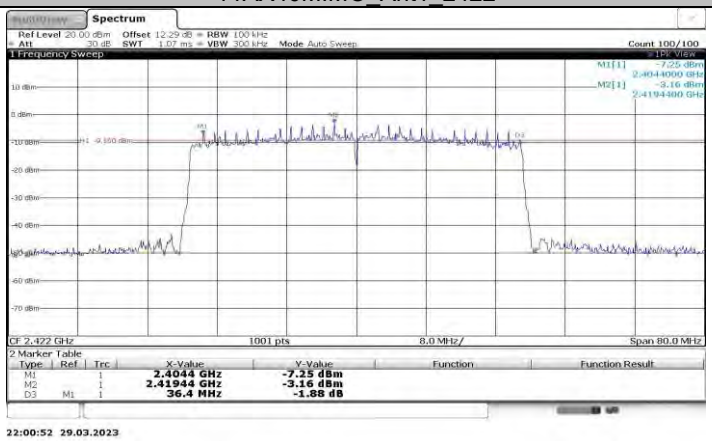

11AX40MIMO_Ant2_2422

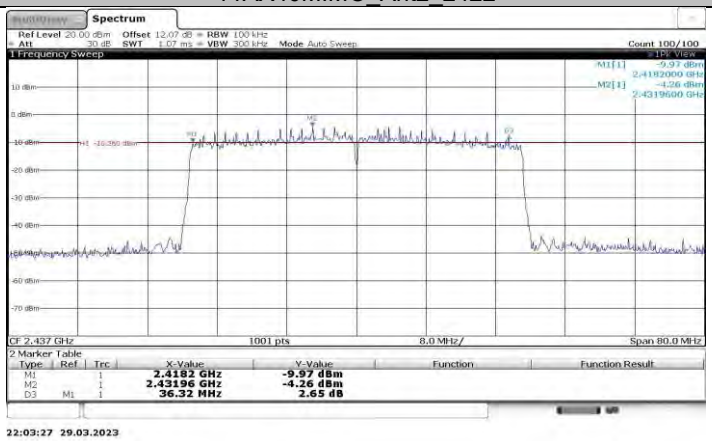

11AX40MIMO_Ant1_2437

This report shall not be reproduced except in full, without the written approval of UL Verification Services (Guangzhou) Co., Ltd, Song Shan Lake Branch.

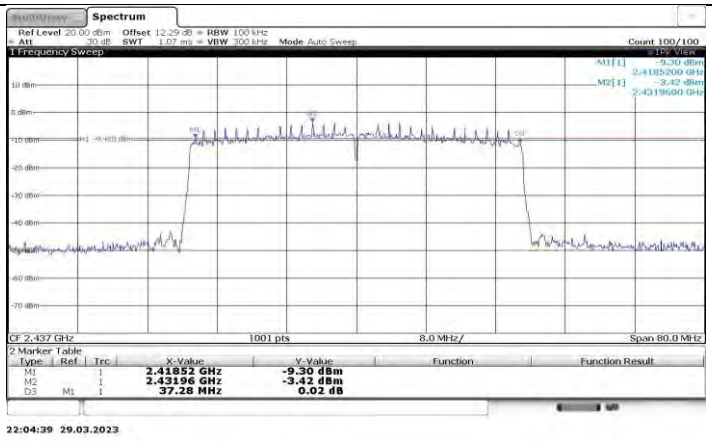

11AX40MIMO_Ant2_2437

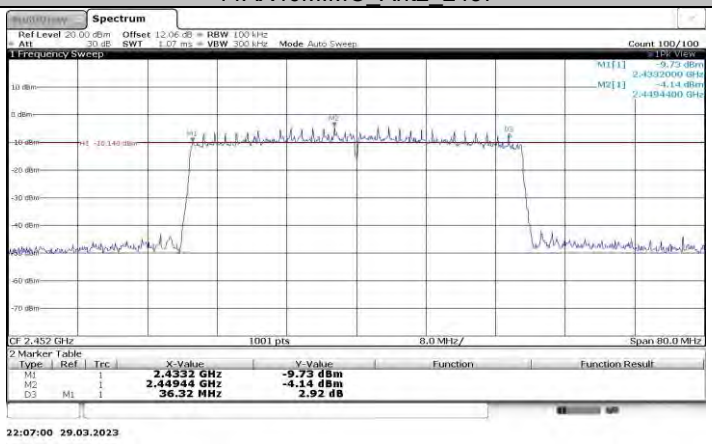

11AX40MIMO_Ant1_2452

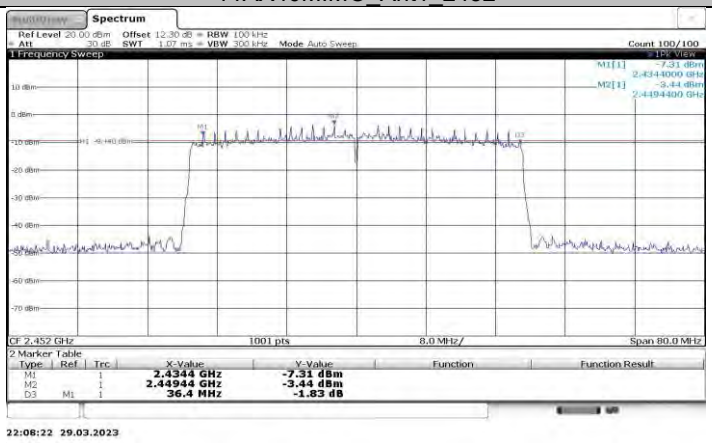

11AX40MIMO_Ant2_2452

This report shall not be reproduced except in full, without the written approval of UL Verification Services (Guangzhou) Co., Ltd, Song Shan Lake Branch.

11.2. APPENDIX B: OCCUPIED CHANNEL BANDWIDTH

11.2.1. Test Result

Test Mode	Antenna	Channel	OCB [MHz]	FL[MHz]	FH[MHz]	Verdict
11B	Ant1	2412	12.58	2405.6882	2418.2679	PASS
	Ant2	2412	12.69	2405.6168	2418.3070	PASS
	Ant1	2437	12.588	2430.6626	2443.2510	PASS
	Ant2	2437	12.629	2430.6419	2443.2711	PASS
	Ant1	2462	12.631	2455.6565	2468.2877	PASS
	Ant2	2462	12.609	2455.6920	2468.3011	PASS
11G	Ant1	2412	18.518	2402.6432	2421.1608	PASS
	Ant2	2412	18.694	2402.5184	2421.2127	PASS
	Ant1	2437	18.571	2427.5439	2446.1152	PASS
	Ant2	2437	18.725	2427.4923	2446.2174	PASS
	Ant1	2462	18.77	2452.5511	2471.3208	PASS
	Ant2	2462	18.688	2452.5750	2471.2631	PASS
11N20MIMO	Ant1	2412	19.514	2402.1611	2421.6748	PASS
	Ant2	2412	18.492	2402.6798	2421.1714	PASS
	Ant1	2437	19.764	2426.9536	2446.7180	PASS
	Ant2	2437	18.493	2427.6982	2446.1909	PASS
	Ant1	2462	19.7	2452.0548	2471.7544	PASS
	Ant2	2462	18.518	2452.7213	2471.2393	PASS
11N40MIMO	Ant1	2422	36.225	2403.8082	2440.0328	PASS
	Ant2	2422	36.223	2403.8170	2440.0398	PASS
	Ant1	2437	36.231	2418.8383	2455.0689	PASS
	Ant2	2437	36.304	2418.8088	2455.1127	PASS
	Ant1	2452	36.278	2433.8233	2470.1011	PASS
	Ant2	2452	36.143	2433.8981	2470.0412	PASS
11AX20MIMO	Ant1	2412	19.273	2402.3246	2421.5976	PASS
	Ant2	2412	19.214	2402.3639	2421.5777	PASS
	Ant1	2437	19.221	2427.3699	2446.5906	PASS
	Ant2	2437	19.183	2427.3555	2446.5384	PASS
	Ant1	2462	19.199	2452.3729	2471.5720	PASS
	Ant2	2462	19.21	2452.3731	2471.5832	PASS
11AX40MIMO	Ant1	2422	37.713	2403.1612	2440.8744	PASS
	Ant2	2422	37.683	2403.1390	2440.8219	PASS
	Ant1	2437	37.719	2418.0787	2455.7973	PASS
	Ant2	2437	37.695	2418.1053	2455.8004	PASS
	Ant1	2452	37.773	2433.0463	2470.8194	PASS
	Ant2	2452	37.828	2433.0724	2470.9004	PASS

This report shall not be reproduced except in full, without the written approval of UL Verification Services (Guangzhou) Co., Ltd, Song Shan Lake Branch.

11.2.2. Test Graphs

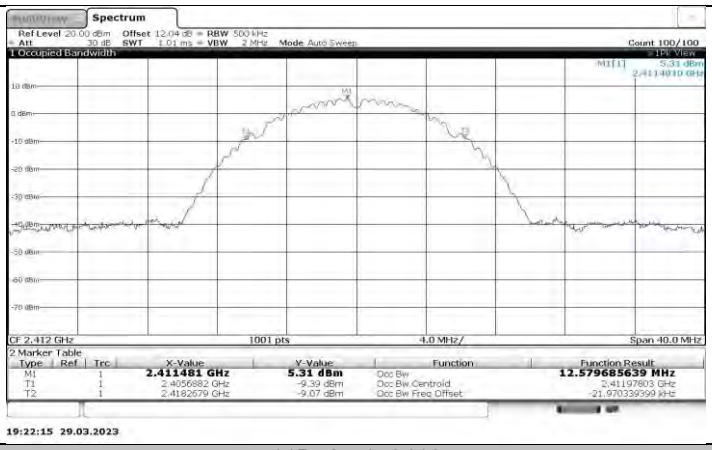

11B_Ant1_2412

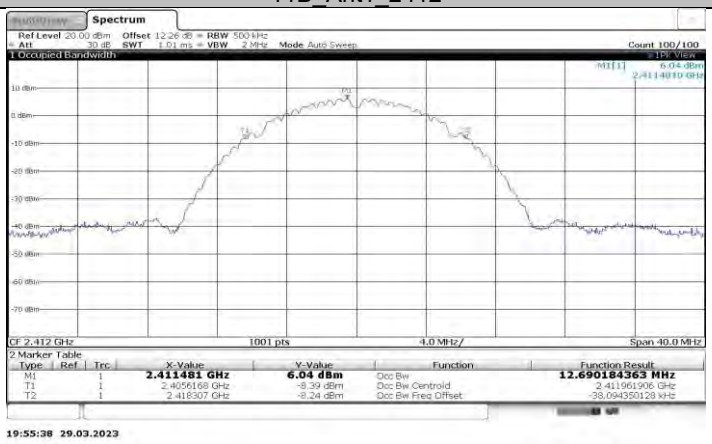

11B_Ant2_2412

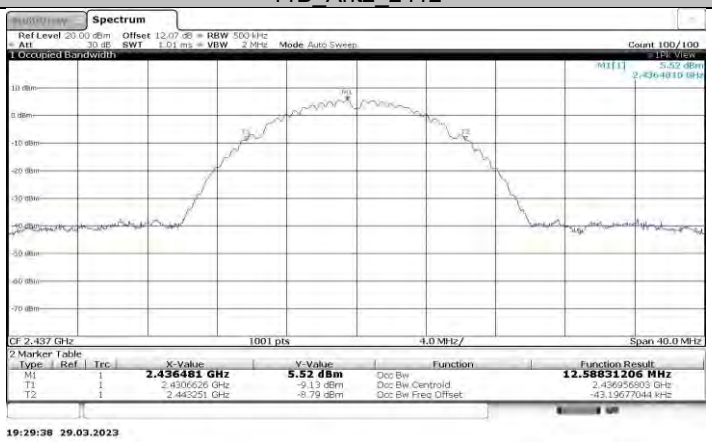

11B_Ant1_2437

This report shall not be reproduced except in full, without the written approval of UL Verification Services (Guangzhou) Co., Ltd, Song Shan Lake Branch.

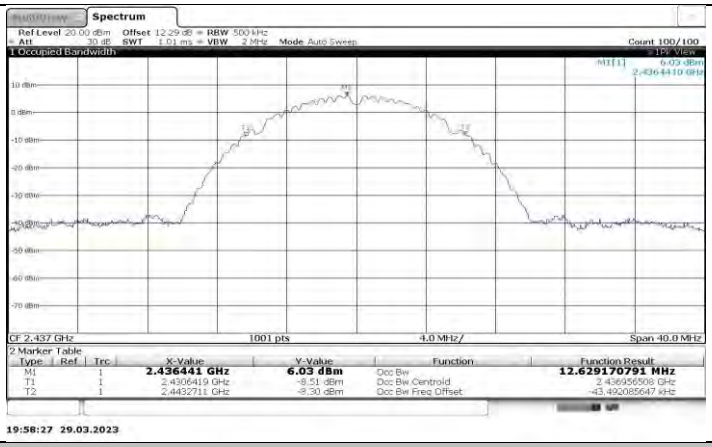

11B_Ant2_2437

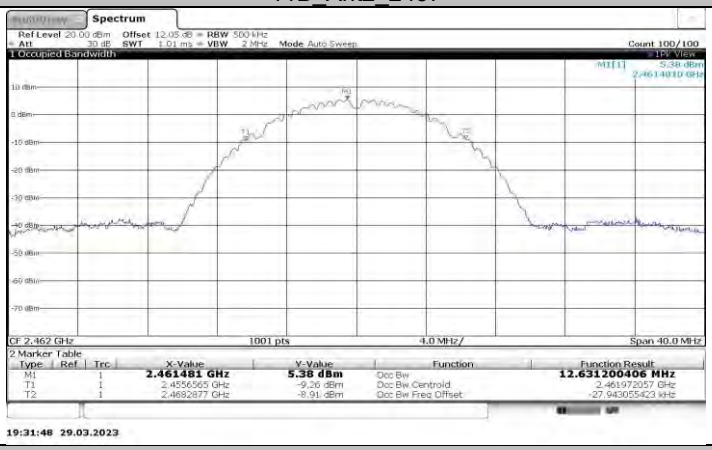

11B_Ant1_2462

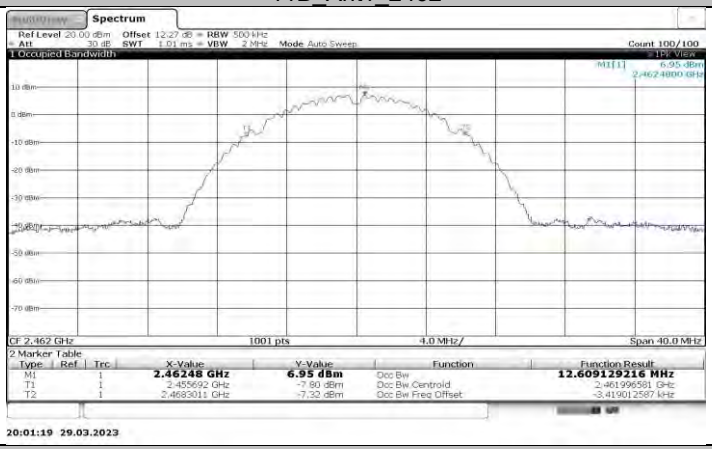

11B_Ant2_2462

This report shall not be reproduced except in full, without the written approval of UL Verification Services (Guangzhou) Co., Ltd, Song Shan Lake Branch.

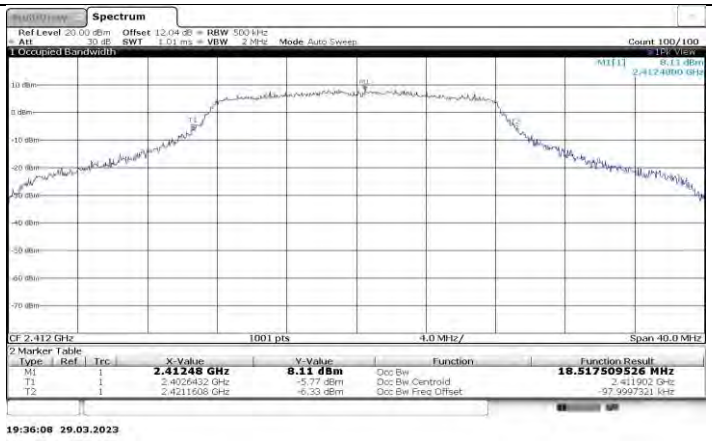

11G_Ant1_2412

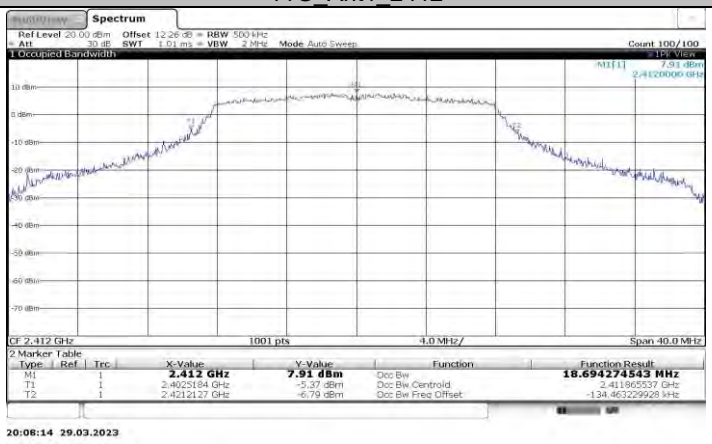

11G_Ant2_2412

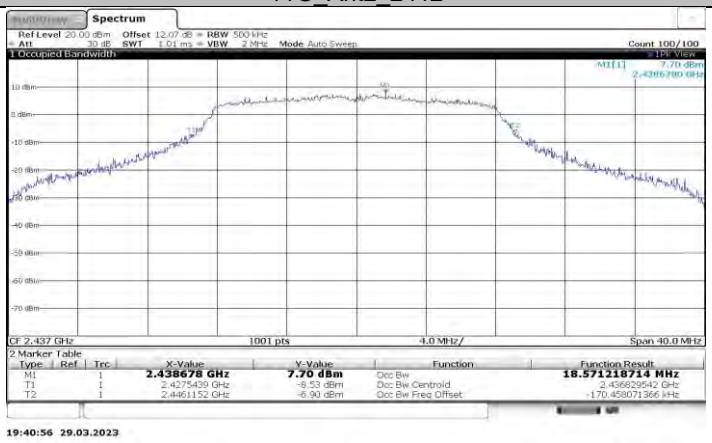

11G_Ant1_2437

This report shall not be reproduced except in full, without the written approval of UL Verification Services (Guangzhou) Co., Ltd, Song Shan Lake Branch.

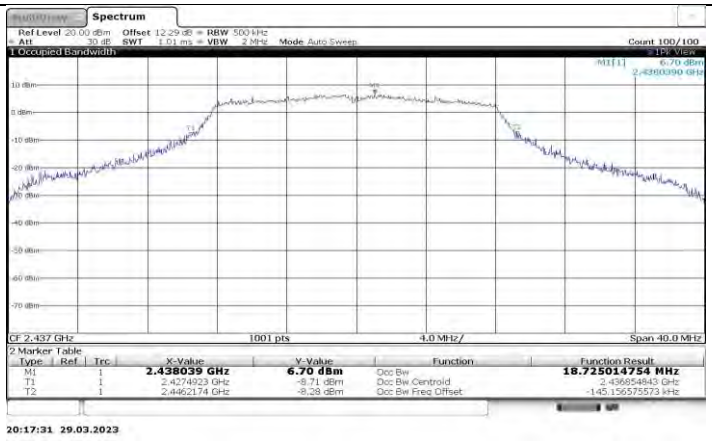

11G_Ant2_2437

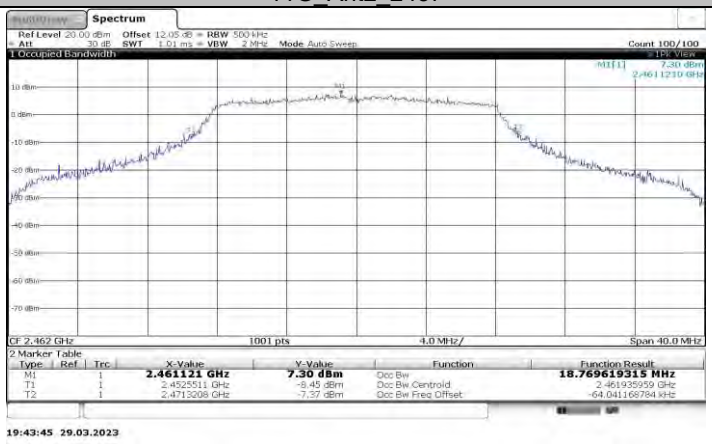

11G_Ant1_2462

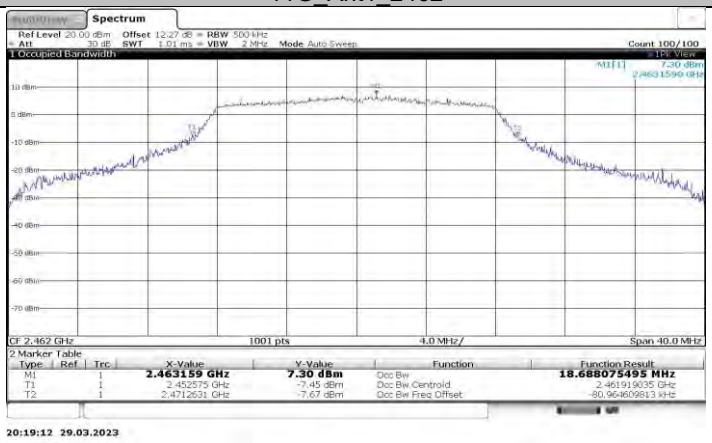

11G_Ant2_2462

This report shall not be reproduced except in full, without the written approval of UL Verification Services (Guangzhou) Co., Ltd, Song Shan Lake Branch.

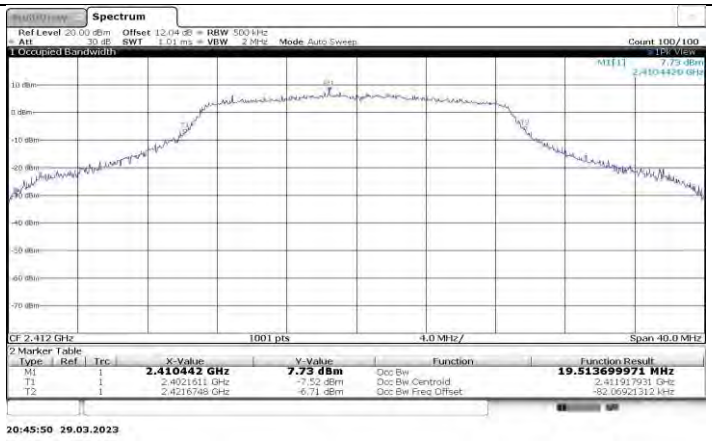

11N20MIMO_Ant1_2412

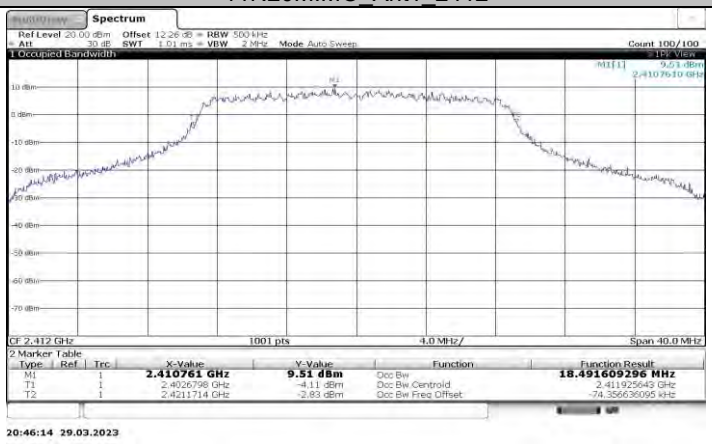

11N20MIMO_Ant2_2412

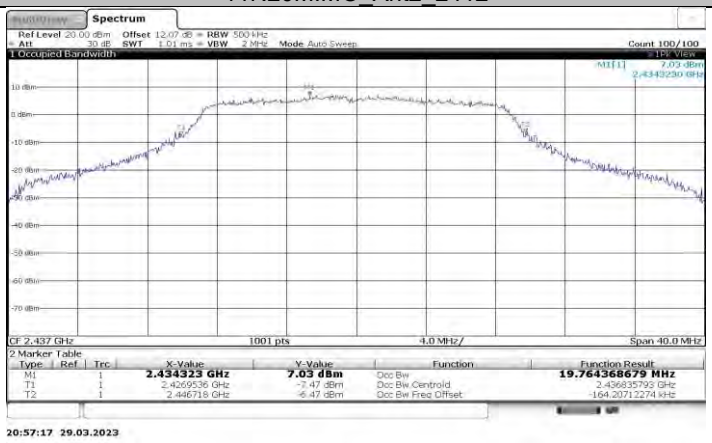

11N20MIMO_Ant1_2437

This report shall not be reproduced except in full, without the written approval of UL Verification Services (Guangzhou) Co., Ltd, Song Shan Lake Branch.

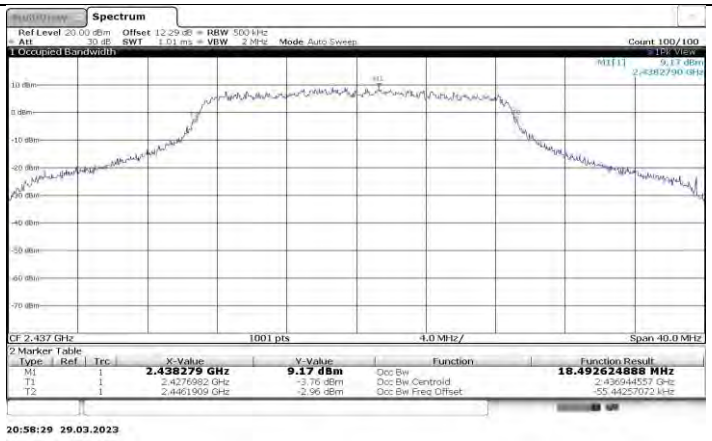

11N20MIMO_Ant2_2437

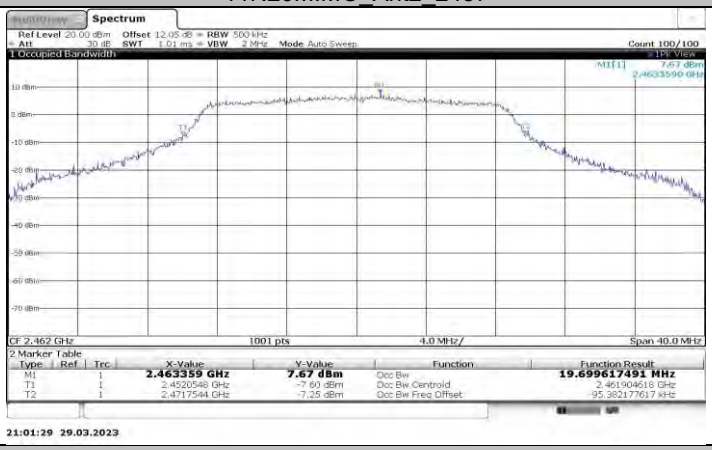

11N20MIMO_Ant1_2462

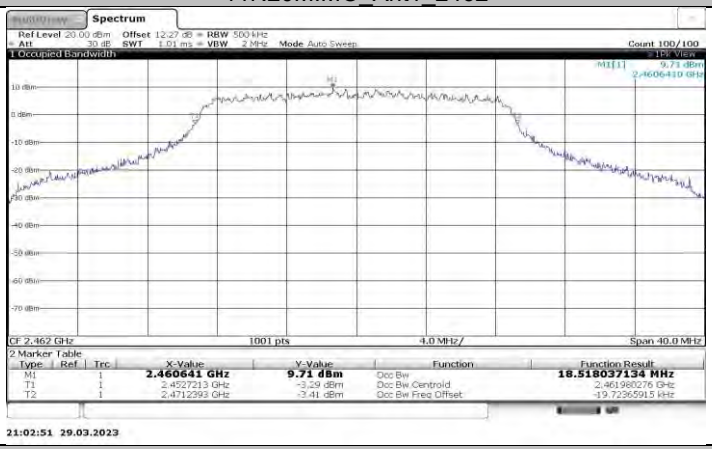

11N20MIMO_Ant2_2462

This report shall not be reproduced except in full, without the written approval of UL Verification Services (Guangzhou) Co., Ltd, Song Shan Lake Branch.

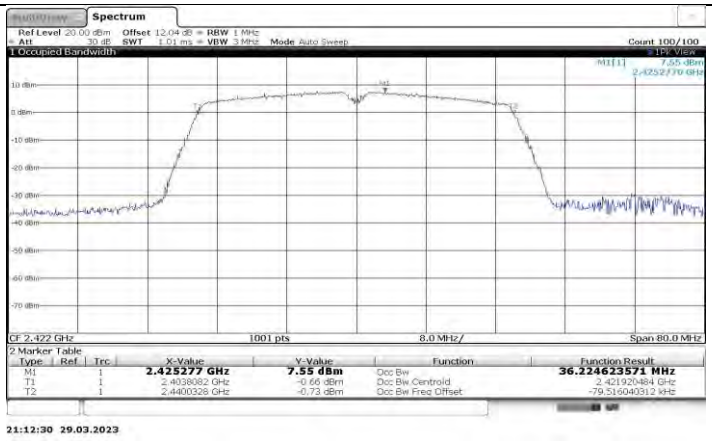

11N40MIMO_Ant1_2422

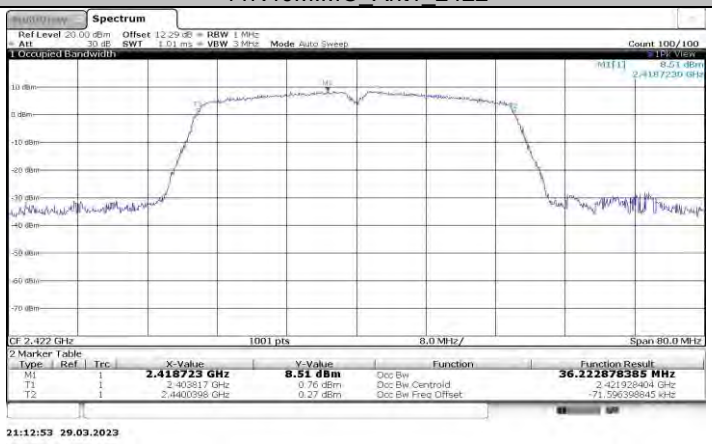

11N40MIMO_Ant2_2422

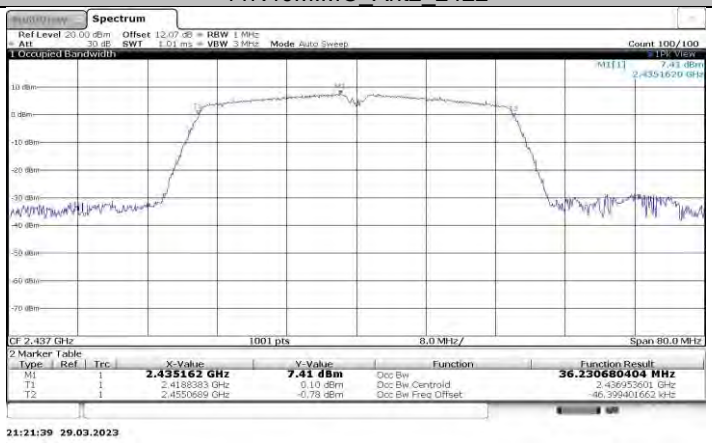

11N40MIMO_Ant1_2437

This report shall not be reproduced except in full, without the written approval of UL Verification Services (Guangzhou) Co., Ltd, Song Shan Lake Branch.

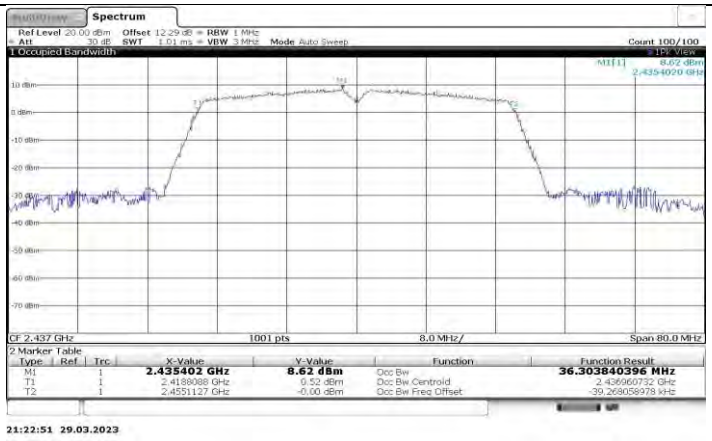

11N40MIMO_Ant2_2437

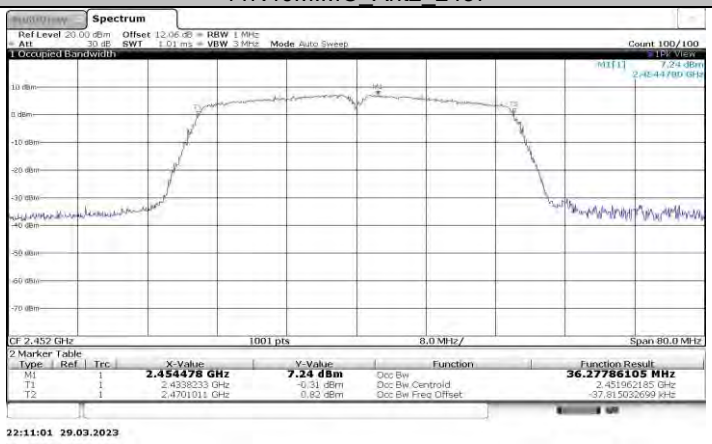

11N40MIMO_Ant1_2452

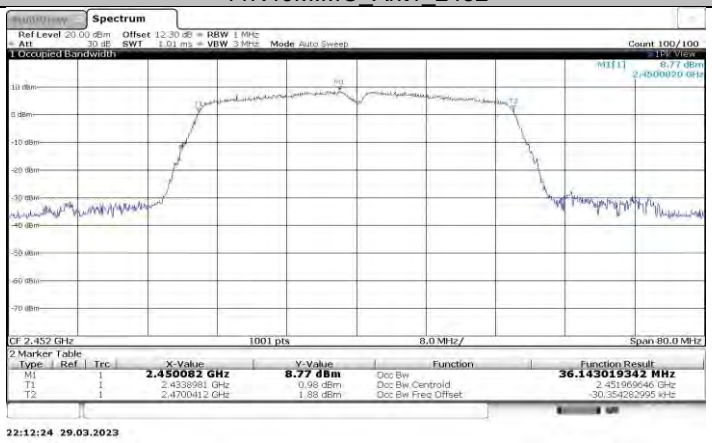

11N40MIMO_Ant2_2452

This report shall not be reproduced except in full, without the written approval of UL Verification Services (Guangzhou) Co., Ltd, Song Shan Lake Branch.

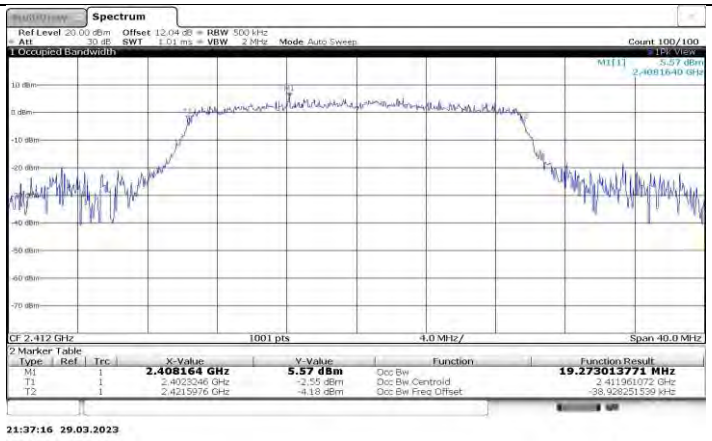

11AX20MIMO_Ant1_2412

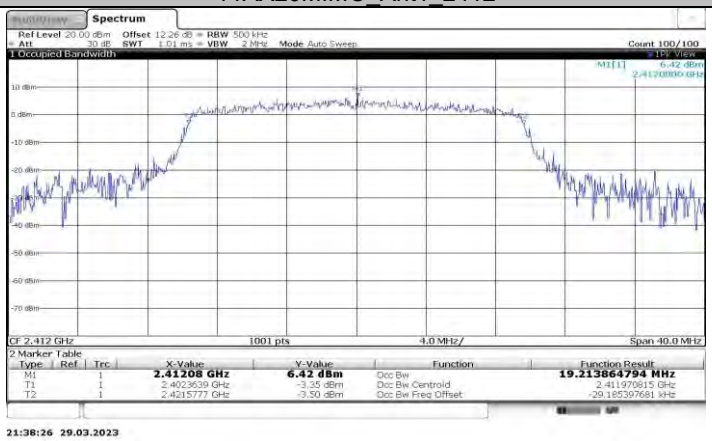

11AX20MIMO_Ant2_2412

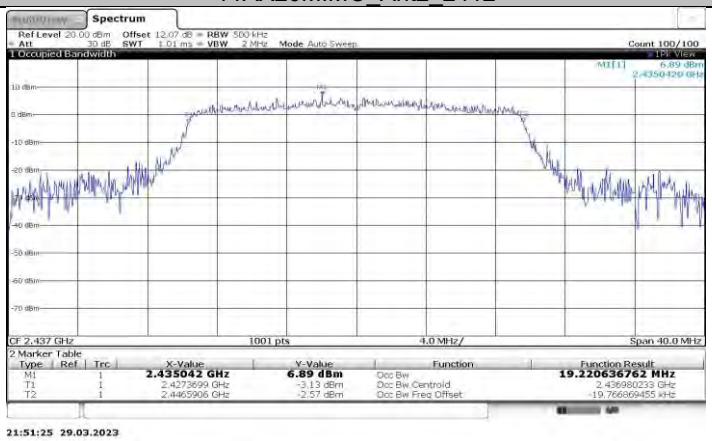

11AX20MIMO_Ant1_2437

This report shall not be reproduced except in full, without the written approval of UL Verification Services (Guangzhou) Co., Ltd, Song Shan Lake Branch.

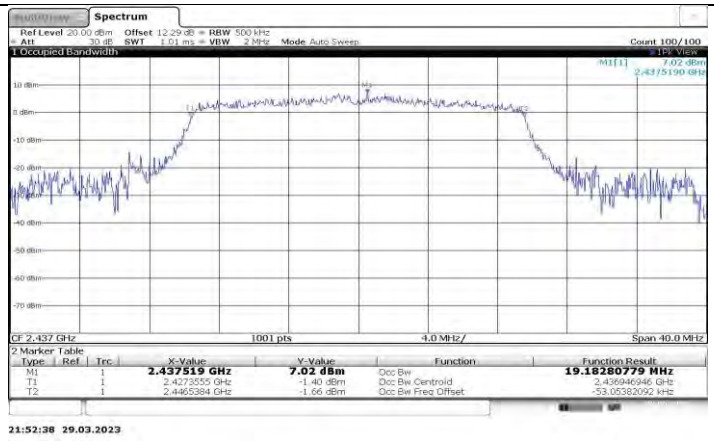

11AX20MIMO_Ant2_2437

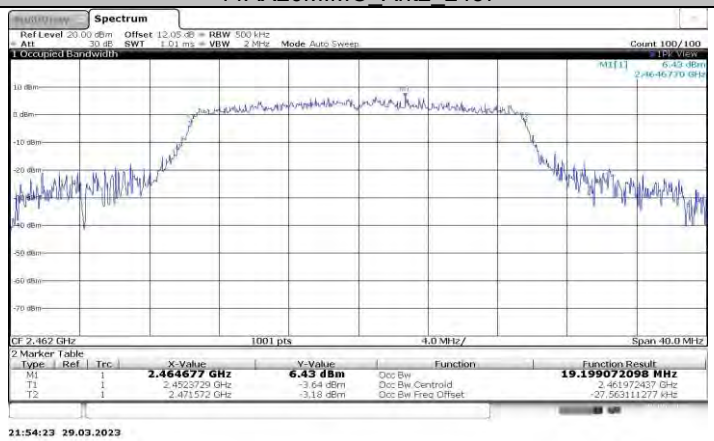

11AX20MIMO_Ant1_2462

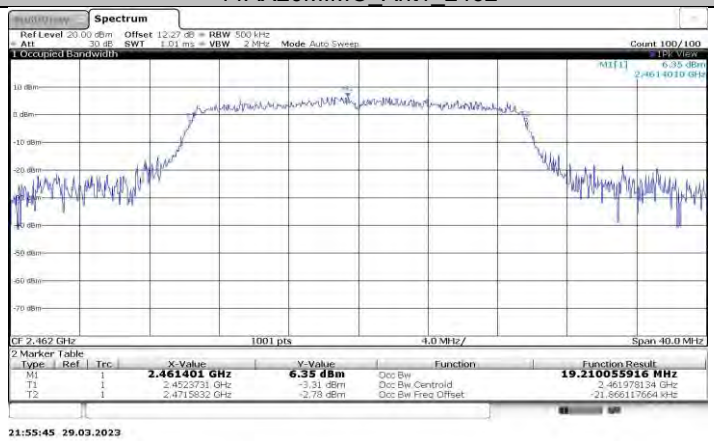

11AX20MIMO_Ant2_2462

This report shall not be reproduced except in full, without the written approval of UL Verification Services (Guangzhou) Co., Ltd, Song Shan Lake Branch.

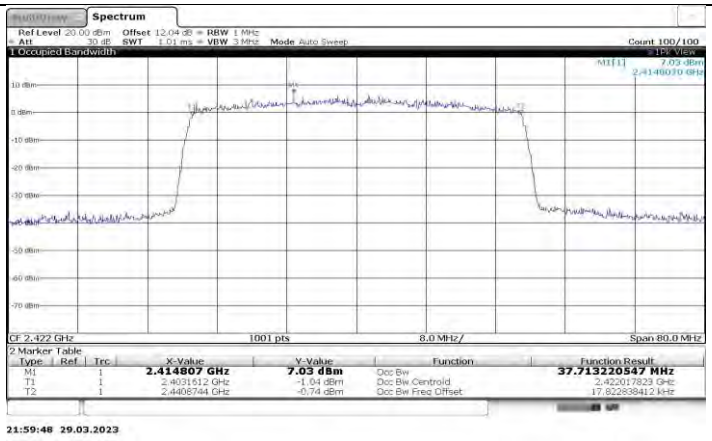

11AX40MIMO_Ant1_2422

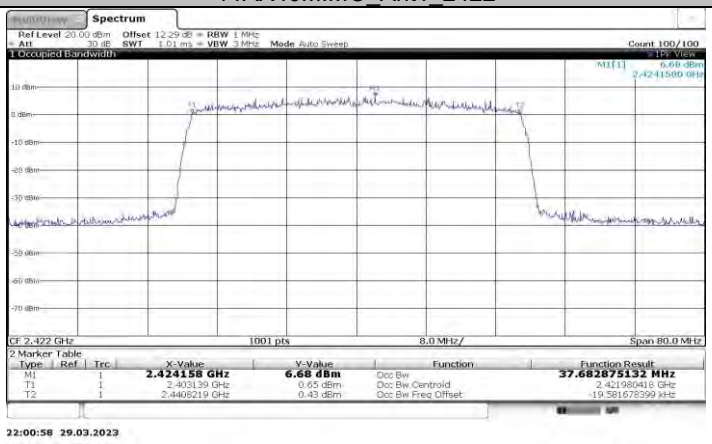

11AX40MIMO_Ant2_2422

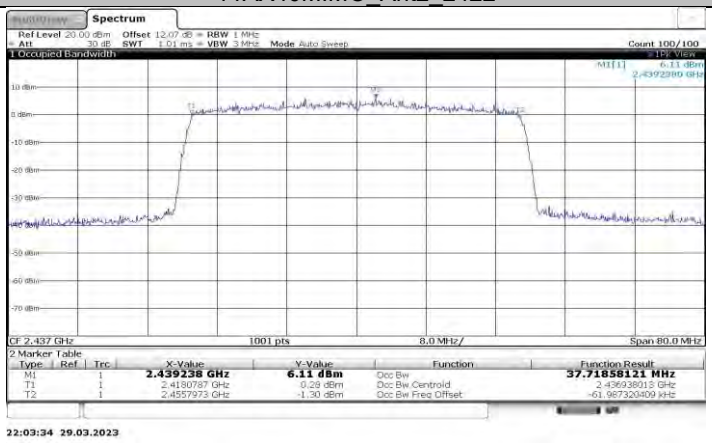

11AX40MIMO_Ant1_2437

This report shall not be reproduced except in full, without the written approval of UL Verification Services (Guangzhou) Co., Ltd, Song Shan Lake Branch.

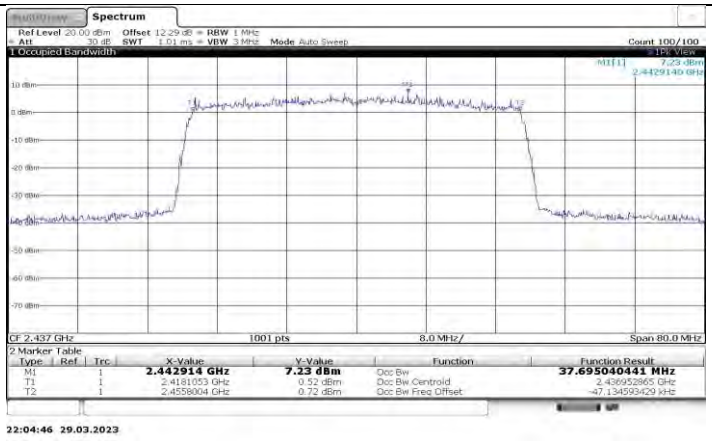

11AX40MIMO_Ant2_2437

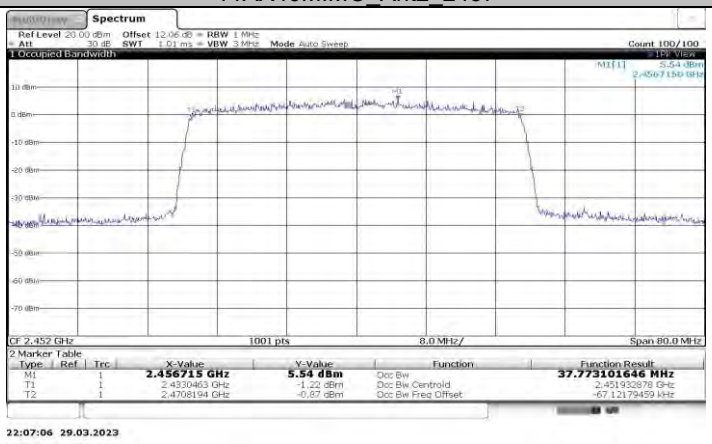

11AX40MIMO_Ant1_2452

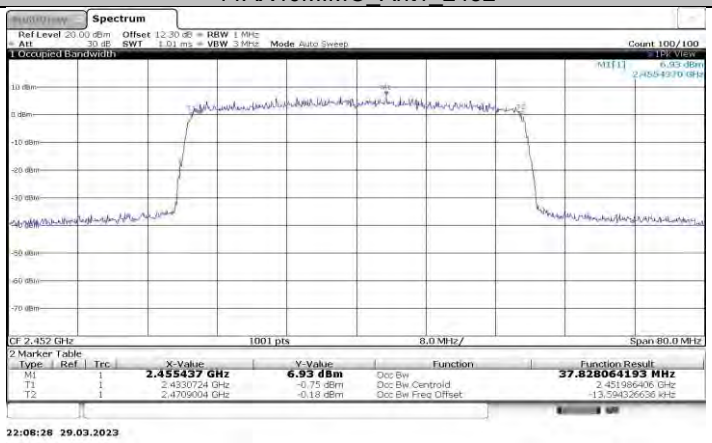

11AX40MIMO_Ant2_2452

This report shall not be reproduced except in full, without the written approval of UL Verification Services (Guangzhou) Co., Ltd, Song Shan Lake Branch.

11.3. APPENDIX C: MAXIMUM CONDUCTED AVG OUTPUT POWER

11.3.1. Test Result

Test Mode	Antenna	Channel	Result[dBm]	Limit[dBm]	Verdict
11B	Ant1	2412	14.94	≤30.00	PASS
	Ant2	2412	15.01	≤30.00	PASS
	Ant1	2437	15.02	≤30.00	PASS
	Ant2	2437	15.12	≤30.00	PASS
	Ant1	2462	15.07	≤30.00	PASS
	Ant2	2462	15.53	≤30.00	PASS
11G	Ant1	2412	14.41	≤30.00	PASS
	Ant2	2412	14.28	≤30.00	PASS
	Ant1	2437	14.76	≤30.00	PASS
	Ant2	2437	13.92	≤30.00	PASS
	Ant1	2462	14.49	≤30.00	PASS
	Ant2	2462	14.43	≤30.00	PASS
11N20MIMO	Ant1	2412	14.56	≤30.00	PASS
	Ant2	2412	15.15	≤30.00	PASS
	total	2412	17.88	≤30.00	PASS
	Ant1	2437	14.52	≤30.00	PASS
	Ant2	2437	15.06	≤30.00	PASS
	total	2437	17.81	≤30.00	PASS
	Ant1	2462	14.50	≤30.00	PASS
	Ant2	2462	15.08	≤30.00	PASS
	total	2462	17.81	≤30.00	PASS
11N40MIMO	Ant1	2422	14.08	≤30.00	PASS
	Ant2	2422	14.73	≤30.00	PASS
	total	2422	17.43	≤30.00	PASS
	Ant1	2437	14.04	≤30.00	PASS
	Ant2	2437	14.69	≤30.00	PASS
	total	2437	17.39	≤30.00	PASS
	Ant1	2452	14.10	≤30.00	PASS
	Ant2	2452	14.54	≤30.00	PASS
	total	2452	17.34	≤30.00	PASS
11AX20MIMO	Ant1	2412	11.35	≤30.00	PASS
	Ant2	2412	12.18	≤30.00	PASS
	total	2412	14.80	≤30.00	PASS
	Ant1	2437	11.39	≤30.00	PASS
	Ant2	2437	12.28	≤30.00	PASS
	total	2437	14.87	≤30.00	PASS
	Ant1	2462	11.53	≤30.00	PASS
	Ant2	2462	12.16	≤30.00	PASS
	total	2462	14.87	≤30.00	PASS
11AX40MIMO	Ant1	2422	10.97	≤30.00	PASS
	Ant2	2422	12.09	≤30.00	PASS
	total	2422	14.58	≤30.00	PASS
	Ant1	2437	10.95	≤30.00	PASS
	Ant2	2437	11.66	≤30.00	PASS
	total	2437	14.33	≤30.00	PASS
	Ant1	2452	11.00	≤30.00	PASS
	Ant2	2452	11.65	≤30.00	PASS
	total	2452	14.35	≤30.00	PASS

Note: 1. Conducted Power=Meas. Level+ Correction Factor
2. The Duty Cycle Factor (refer to section 7.5) had already compensated to the test data.

This report shall not be reproduced except in full, without the written approval of UL Verification Services (Guangzhou) Co., Ltd, Song Shan Lake Branch.

11.4. APPENDIX D: MAXIMUM POWER SPECTRAL DENSITY

11.4.1. Test Result

Test Mode	Antenna	Channel	Result[dBm/3kHz]	Limit[dBm/3kHz]	Verdict
11B	Ant1	2412	-17.82	≤8.00	PASS
	Ant2	2412	-17.62	≤8.00	PASS
	Ant1	2437	-17.71	≤8.00	PASS
	Ant2	2437	-17.38	≤8.00	PASS
	Ant1	2462	-17.15	≤8.00	PASS
	Ant2	2462	-17.69	≤8.00	PASS
11G	Ant1	2412	-20.1	≤8.00	PASS
	Ant2	2412	-20.3	≤8.00	PASS
	Ant1	2437	-19.95	≤8.00	PASS
	Ant2	2437	-20.37	≤8.00	PASS
	Ant1	2462	-20.22	≤8.00	PASS
	Ant2	2462	-20.87	≤8.00	PASS
11N20MIMO	Ant1	2412	-19.51	≤8.00	PASS
	Ant2	2412	-18.48	≤8.00	PASS
	total	2412	-15.95	≤8.00	PASS
	Ant1	2437	-19.96	≤8.00	PASS
	Ant2	2437	-19.44	≤8.00	PASS
	total	2437	-16.68	≤8.00	PASS
	Ant1	2462	-19.89	≤8.00	PASS
	Ant2	2462	-19	≤8.00	PASS
	total	2462	-16.41	≤8.00	PASS
11N40MIMO	Ant1	2422	-21.09	≤8.00	PASS
	Ant2	2422	-21.34	≤8.00	PASS
	total	2422	-18.20	≤8.00	PASS
	Ant1	2437	-21.76	≤8.00	PASS
	Ant2	2437	-21.74	≤8.00	PASS
	total	2437	-18.74	≤8.00	PASS
	Ant1	2452	-20.6	≤8.00	PASS
	Ant2	2452	-20.31	≤8.00	PASS
	total	2452	-17.44	≤8.00	PASS
11AX20MIMO	Ant1	2412	-21.58	≤8.00	PASS
	Ant2	2412	-20.55	≤8.00	PASS
	total	2412	-18.02	≤8.00	PASS
	Ant1	2437	-22.41	≤8.00	PASS
	Ant2	2437	-20.68	≤8.00	PASS
	total	2437	-18.45	≤8.00	PASS
	Ant1	2462	-22.39	≤8.00	PASS
	Ant2	2462	-21.15	≤8.00	PASS
	total	2462	-18.72	≤8.00	PASS
11AX40MIMO	Ant1	2422	-23.09	≤8.00	PASS
	Ant2	2422	-21.89	≤8.00	PASS
	total	2422	-19.44	≤8.00	PASS
	Ant1	2437	-22.57	≤8.00	PASS
	Ant2	2437	-23.05	≤8.00	PASS
	total	2437	-19.79	≤8.00	PASS
	Ant1	2452	-22.02	≤8.00	PASS
	Ant2	2452	-21.65	≤8.00	PASS
	total	2452	-18.82	≤8.00	PASS

Note: 1. The Duty Cycle Factor (refer to section 7.5) had already compensated to the test data.

This report shall not be reproduced except in full, without the written approval of UL Verification Services (Guangzhou) Co., Ltd, Song Shan Lake Branch.

11.4.2. Test Graphs

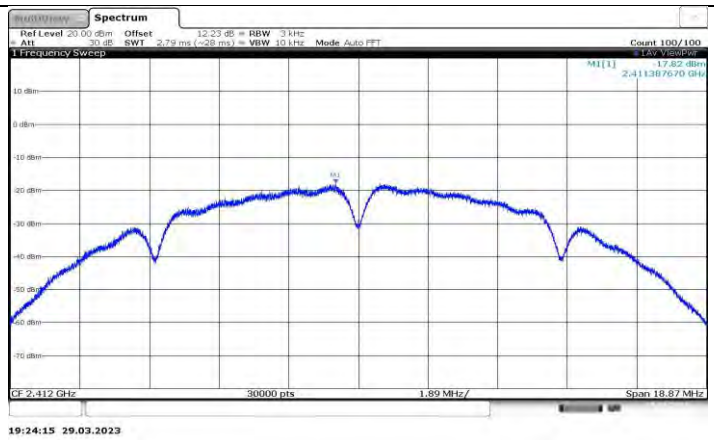

11B_Ant1_2412

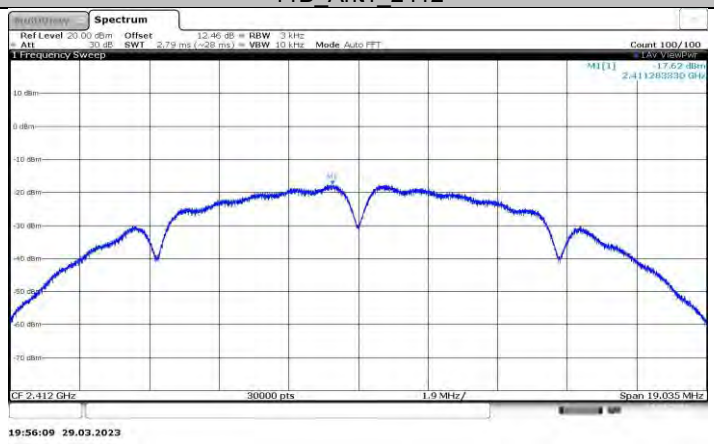

11B_Ant2_2412

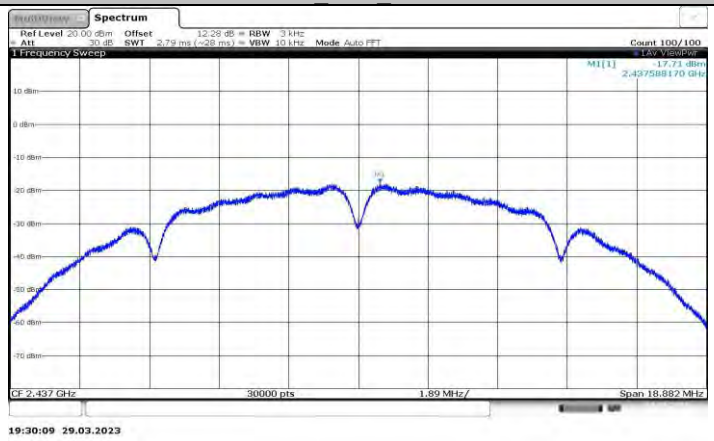

11B_Ant1_2437

This report shall not be reproduced except in full, without the written approval of UL Verification Services (Guangzhou) Co., Ltd, Song Shan Lake Branch.