编号：SDN-RD-FY-2020.10.12

承　认　书

APPROVAL SHEET

客户名称 Customer				
客户料号 Customer P/N				
项目名称 Project Name	860-930MHz Stubby Rubber Antenna			
供应商名称 Supplier	上海圣丹纳无线科技有限公司 Shanghai Saintenna Wireless Technology Co. , Ltd.			
圣丹纳物料型号 Saintenna P/N	SAA31621A			
是否符合 RoHS ROHS Compliant	Yes			
送样日期 Providing Date				
供应商 Supplier	制定 Prepared by	设计 Designer	品质 QA	批准 Approver

地址：上海市宝山区宝祁路611号8号楼
Address: Building 8, No.611 Bao Qi Road, Bao Shan District, Shanghai 200444, China

电话/Tel：086-021-36307272 传真/Fax：086-021-36307757

客户 Customer	编制 Prepared by	审核 Checked by	批准 Approver

注：必须手工签字确认(Note: Signature must be confirmed by hand)

CONFIDENTIAL
The information contained in this product is of a proprietary nature. It may not be reproduced without expressed written permission of Shanghai Saintenna Wireless Technology Co., Ltd.

目录/Content

一 封面/Cover……☑

二 目录/Content……☑

三 规格/Specification……☑

四 图纸/Drawing……☑

五 电性能报告/Electrical Report……☑

六 可靠性测试报告/Reliability Test Report……☑

规格/Specification

1. 机械规格/Mechanical Specification

- 连接方式/Connect Type..... SMA-J
- 工作温度/Work Temperature..... -40~85℃
- 存储温度/Storage Temperature..... -40~85℃

2.电性能参数/Electrical Specification

- 频段/Frequency Range..... 860~930MHz
- 驻波比/VSWR..... <2.0
- 效率/Efficiency..... Max45.6%
- 增益/Peak Gain..... Max2.00dBi
- 极化/Polarization..... Linear
- 特性阻抗/Input Impedance..... 50Ω
- 最大承载功率/Max Input Power..... 5W

标记	签名	修改内容	日期

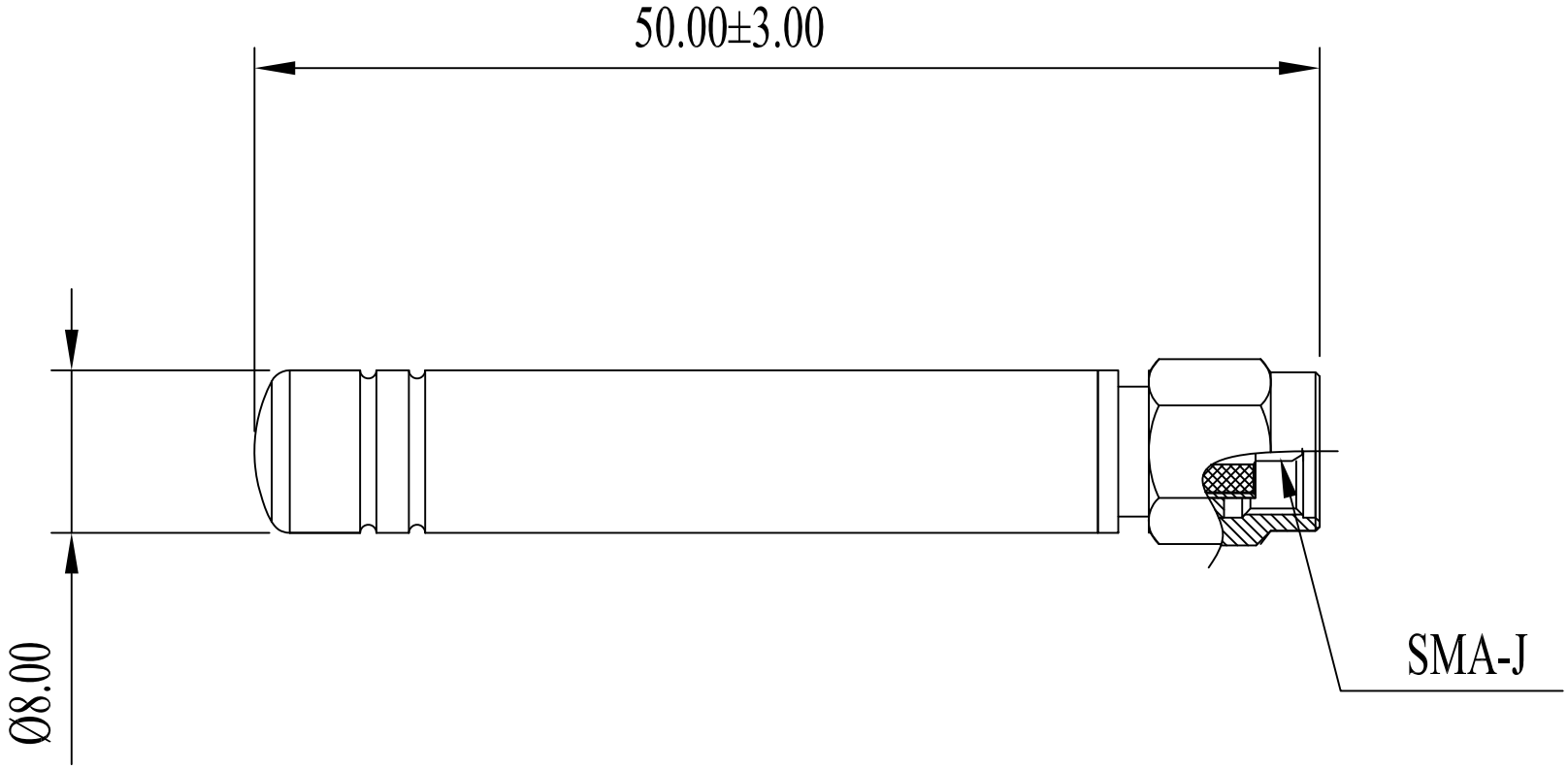

SHANGHAI SAINTENNA WIRELESS TECHNOLOGY CO.,LTD

Third Projection			
0~3	±0.05		±0.03
3~30	±0.08		±0.03
30~50	±0.1		±0.02
50~80	±0.12		±0.02
角度	±1°		±0.05

第 1 页，共 1 页

项目名称	S	日期	2020.10.12		
		制图	mayuxue		
产品名称	Rubber Antenna	审核	qianrui		
		批准	Name		
产品料号	SAA31621A	单位	mm	比例	FIT	版本	P1

860-930MHz Stubby Rubber Antenna

上海圣丹纳无线科技有限公司

Shanghai Saintenna Wireless Technology Co.,LTD.

Project Information

客户名称 Customer Name	Standard Antenna
项目名称 Project Name	860-930MHz Stubby Rubber Antenna
工作频段 Working Band	860~930MHz
规格 Description	SMA-J Connector
版本 Version	V1.0
日期 Date	2020-10-12

Debug Instrument

Network Analyzer	Agilent E5071C
Frequency Range	100KHz ~ 8.5GHz
Test Item	Return Loss/VSWR/Smith Chart /Isolation

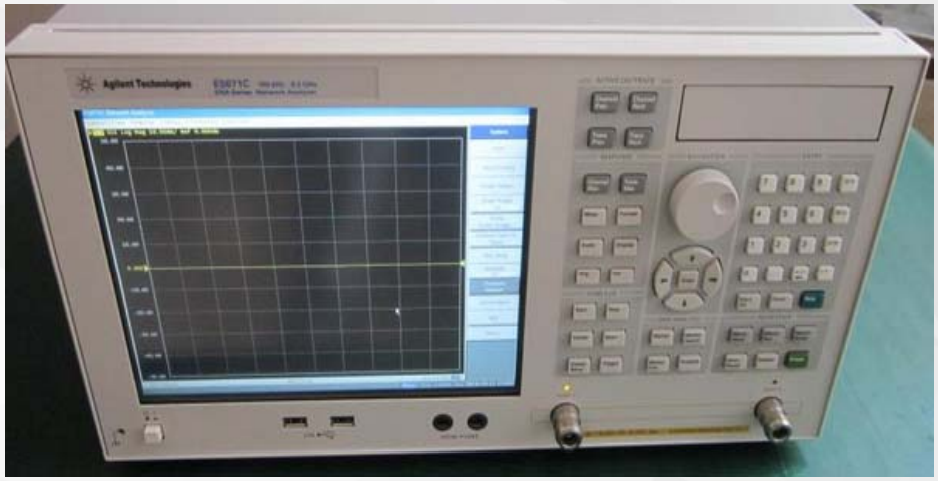

Typical Setup for Test System

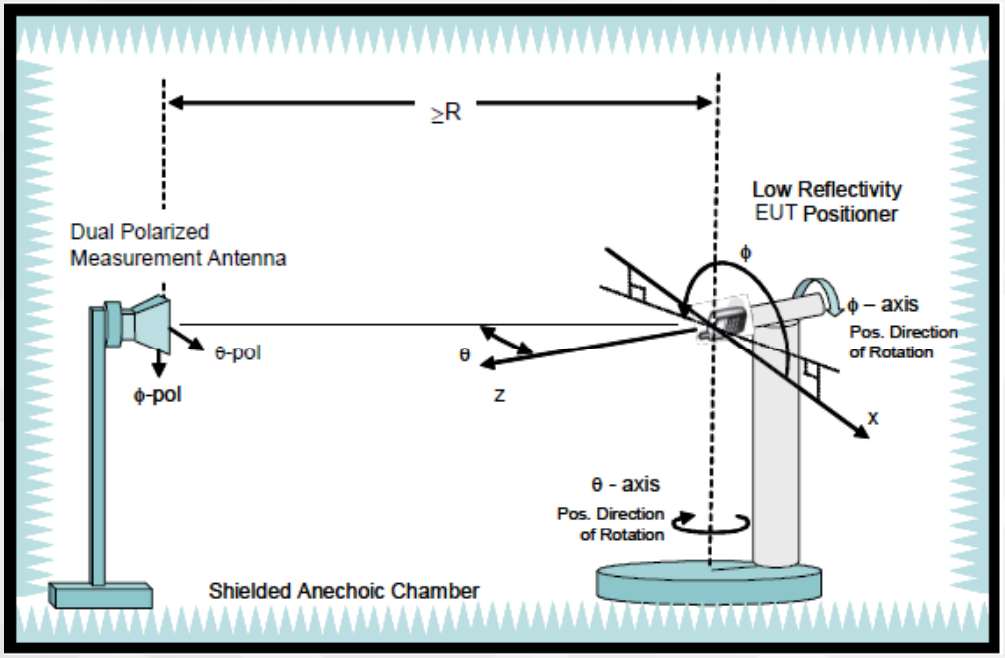

Combined-Axes System

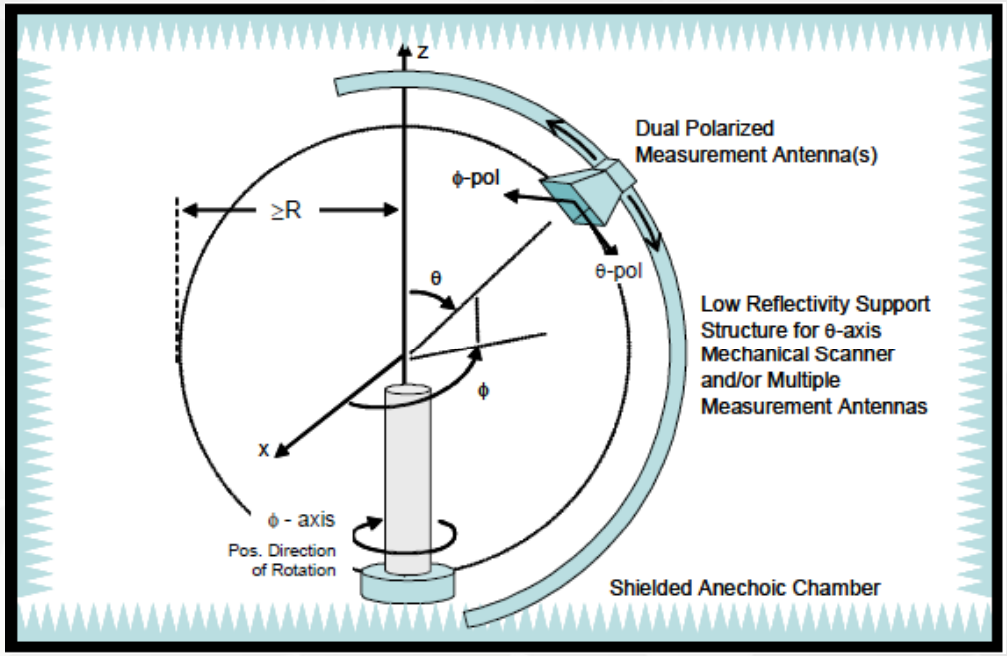

Distributed-Axes System

Anechoic Chamber



Combined-Axes System



Distributed-Axes System

Test Instrument

Generator	Agilent E4438C
Test Item	GPS

Radio Communication Tester	R&S CMW500
Test Item	Active Test

Network Analyzer	Agilent E5071C
Test Item	Passive Test



Antenna Sample Description

VSWR

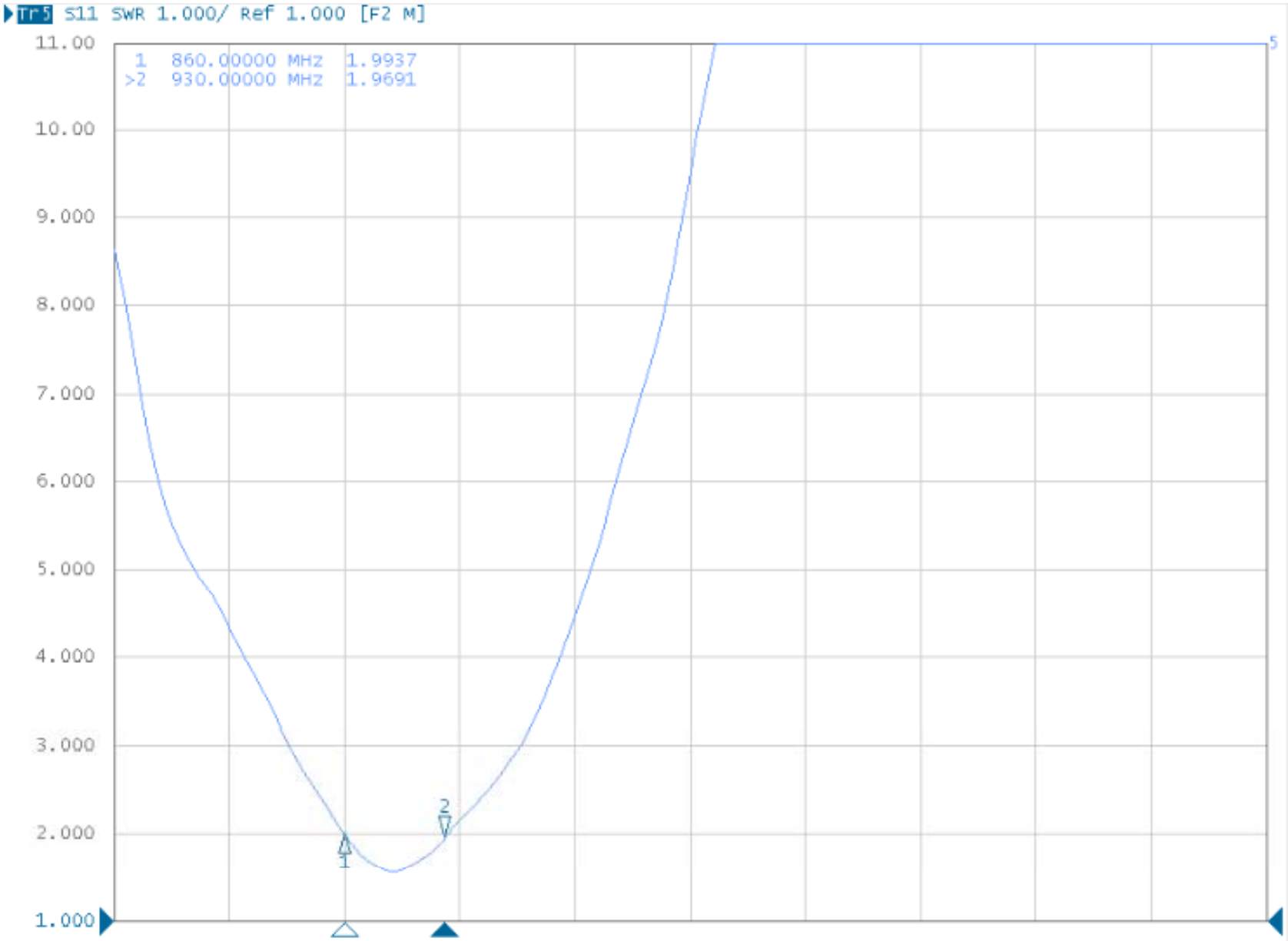
Tr5 S11 SWR 1.000/ Ref 1.000 [F2 M]
1 860.00000 MHz 1.9937
>2 930.00000 MHz 1.9691
11.00
10.00
9.000
8.000
7.000
6.000
5.000
4.000
3.000
2.000
1.000
5
1
2

Test Result - Passive

Freq.(MHz)	860	915	930
Gain(dBi)	0.29	2.28	0.37
Efficiency	32.2%	45.6%	33.6%

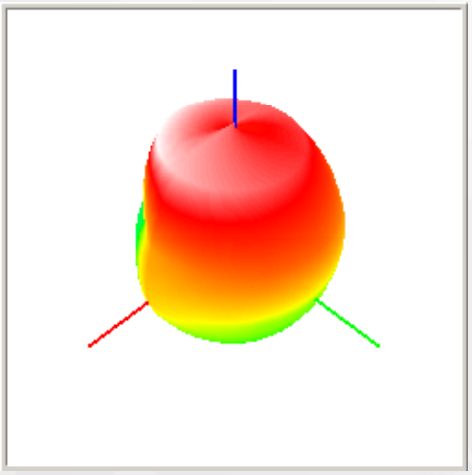

860MHz

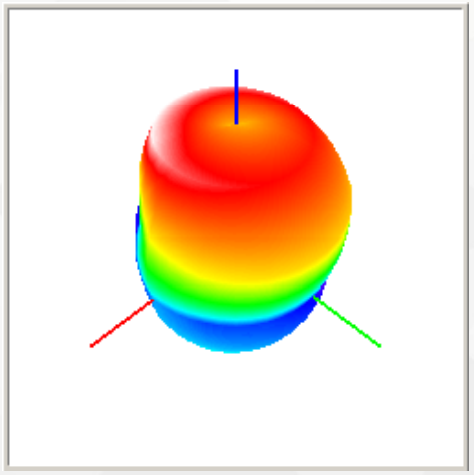

915MHz

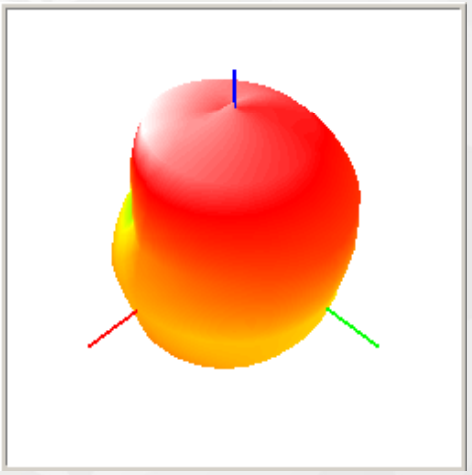

930MHz

可靠性测试报告

Reliability Test Report

No.	Item	Test Condition	Remark
1	Humidity	The device shall be placed in 90%~95% relative humidity and at 60℃±3℃ for 48h, then place at 25℃±5℃ and less than 65% relative humidity for 2h	It shall fulfill the specification
2	High Temperature	The device shall be placed at 85℃ for 48h, then place at 25℃±5℃ and less than 65% relative humidity for 2h	It shall fulfill the specification
3	Low Temperature	The device shall be placed at -40℃ for 48h, then place at 25℃±5℃ and less than 65% relative humidity for 2h	It shall fulfill the specification
4	Temperature Cycle	The device shall be placed at -40℃ for 30 min then at 85℃ for 30 min. Cycling shall be repeated 5 times. At the room temperature for 1h	It shall fulfill the specification
5	Salt Spray Test	The device shall be placed in salt spray box (5% NaCl) at 25℃±5℃ for 24h.	It shall fulfill the specification