Audix Technology Corp.
No. 491, Zhongfu Rd., Linkou Dist.,
New Taipei City244,Taiwan

Tel: +886 2 26099301
Fax: +886 2 26099303

FCC 15.209
Wireless Power Transfer Report

for

Channel Well Technology Co., Ltd.

No.222, Sec.2, Nankan Rd., Lujhu Township, Taoyuan County 33855, Taiwan

Product Name	**:**	**Wireless Power Transmitter Module**
Model Name	**:**	**WTM1D15**
Brand	**:**	**acer**
FCC ID	**:**	**2AC3UWTM1D15**

Prepared by:	**:**	**AUDIX Technology Corporation, EMC Department**

Testing Laboratory
1724

The test report is based on a single evaluation of one sample of the above-mentioned products. It does not imply an assessment of the whole production and does not permit the use of the test lab logo.

This test report may be reproduced in full only. The document may only be updated by Audix Technology Corp. personnel. Any changes will be noted in the Document History section of the report.

Audix Technology Corp.
No. 491, Zhongfu Rd., Linkou Dist.,
New Taipei City244,Taiwan

Tel: +886 2 26099301
Fax: +886 2 26099303

TABLE OF CONTENTS

Description Page

TEST REPORT 3
1. REVISION RECORD OF TEST REPORT 4
2. SUMMARY OF TEST RESULTS 5
3. GENERAL INFORMATION 6
3.1. Description of Application 6
3.2. Description of EUT 6
3.3. Antenna Information 7
3.4. EUT Specifications Assessed in Current Report 7
3.5. Description of Key Components 7
3.6. Test Configuration 7
3.7. Tested Supporting System List 8
3.8. Setup Configuration 10
3.9. Operating Condition of EUT 10
3.10. Description of Test Facility 11
3.11. Measurement Uncertainty 12
4. MEASUREMENT EQUIPMENTLIST 13
4.1. Conducted Emission Measurement 13
4.2. Radiated Emission Measurement 13
5. CONDUCTED EMISSION 14
5.1. Block Diagram of Test Setup 14
5.2. Conducted Emission Limit 14
5.3. Test Procedure 14
5.4. Test Results 15
6. RADIATED SPURIOUS EMISSION 16
6.1. Block Diagram of Test Setup 16
6.2. Radiated Emission Limits 17
6.3. Test Procedure 17
6.4. Measurement Limit Formula 18
6.5. Test Results 18
7. 20dB BANDWIDTH 19
7.1. Block Diagram of Test Setup 19
7.2. Specification Limits 19
7.3. Test Procedure 19
7.4. Test Results 19
8. DEVIATION TO TEST SPECIFICATIONS 20

APPENDIX A TEST DATA AND PLOTS
APPENDIX B TESTPHOTOGRAPHS

This test report may be reproduced in full only. The document may only be updated by Audix Technology Corp. personnel. Any changes will be noted in the Document History section of the report.

Audix Technology Corp.
No. 491, Zhongfu Rd., Linkou Dist.,
New Taipei City244,Taiwan

Tel: +886 2 26099301
Fax: +886 2 26099303

TEST REPORT

Applicant	:	Channel Well Technology Co., Ltd.
Manufacture	:	Channel Well Technology Co., Ltd.
EUT Description		
(1) Product	:	Wireless Power Transmitter Module
(2) Model	:	WTM1D15
(3) Brand	:	acer
(4) Power Supply	:	DC 12V

Applicable Standards:

Title 47 CFR FCC Part 15 Subpart C
ANSI C63.10:2013

Audix Technology Corp. tested the equipment mentioned in accordance with the requirements set forth in the above standards. Test results indicate that the equipment tested is capable of demonstrating compliance with the requirements as documented within this report.
Audix Technology Corp. does not assume responsibility for any conclusions and generalizations drawn from the test results with regard to other specimens and samples.

Date of Report: 2021. 04. 06

Reviewed by: Tina Huang (Tina Huang/Section Manager)

Approved by: Johnny Hsueh (Johnny Hsueh/Section Manager)

This test report may be reproduced in full only. The document may only be updated by Audix Technology Corp. personnel. Any changes will be noted in the Document History section of the report.

Audix Technology Corp.
No. 491, Zhongfu Rd., Linkou Dist.,
New Taipei City244,Taiwan

Tel: +886 2 26099301
Fax: +886 2 26099303

1. REVISION RECORD OF TEST REPORT

Edition No	Issued Data	Revision Summary	Report Number
0	2021. 04. 06	Original Report	EM-F210094

This test report may be reproduced in full only. The document may only be updated by Audix Technology Corp. personnel. Any changes will be noted in the Document History section of the report.

Audix Technology Corp.
No. 491, Zhongfu Rd., Linkou Dist.,
New Taipei City244,Taiwan

Tel: +886 2 26099301
Fax: +886 2 26099303

2. SUMMARY OF TEST RESULTS

Rule	Description	Results
15.207	Conducted Emission	**PASS**
15.209	Radio Spurious Emission	**PASS**
15.215 (c)	20dB Bandwidth	**PASS**
15.203	Antenna Requirement	**Compliance**
Note: The uncertainties value is not used in determining the result.		

This test report may be reproduced in full only. The document may only be updated by Audix Technology Corp. personnel. Any changes will be noted in the Document History section of the report.

Audix Technology Corp.
No. 491, Zhongfu Rd., Linkou Dist.,
New Taipei City244,Taiwan

Tel: +886 2 26099301
Fax: +886 2 26099303

3. GENERAL INFORMATION

3.1. Description of Application

Applicant	Channel Well Technology Co., Ltd. No.222, Sec.2, Nankan Rd., Lujhu Township, Taoyuan County 33855, Taiwan
Manufacture	Channel Well Technology Co., Ltd. No.222, Sec.2, Nankan Rd., Lujhu Township, Taoyuan County 33855, Taiwan
Product	Wireless Power Transmitter Module
Model	WTM1D15
Brand	acer

3.2. Description of EUT

Test Model	WTM1D15
Sample Status	Trial sample
Test Sample (with Host)	Sample No. / Test Item / Firmware #1, #2 / AC Conduction / N/A #1, #2 / RSE / N/A
Serial Number	N/A
Power Supply	DC 12V
RF Features	Wireless Power Transfer
WPC device or system that includes	Component: Wireless module ; Type: Category I
Host	#1 Host Name: Personal Computer, Host Brand: acer Host Model: D20E2 #2 Host Name: Personal Computer, Host Brand: acer Host Model: D19W6
Date of Receipt	2020. 12. 31
Date of Test	2021. 01. 11 ~ 02. 24
Interface Ports of EUT	N/A
Accessories Supplied	N/A

This test report may be reproduced in full only. The document may only be updated by Audix Technology Corp. personnel. Any changes will be noted in the Document History section of the report.

Audix Technology Corp.
No. 491, Zhongfu Rd., Linkou Dist.,
New Taipei City244,Taiwan
Tel: +886 2 26099301
Fax: +886 2 26099303

3.3. Antenna Information

No.	Antenna Part Number	Manufacture	Antenna Type	Frequency (MHz)	Max Gain(dBi)
1	---	---	Loop Coil	---	---

3.4. EUT Specifications Assessed in Current Report

Mode	Fundamental Range (MHz)	Modulation
WPC	120-130 kHz	FSK

3.5. Description of Key Components

None

3.6. Test Configuration

AC Conduction	
Host Model: D20E2	Normal operation
Host Model: D19W6	Normal operation

Host Model	Item		Mode	Test Frequency
D20E2	Radiated Test Case	Radiated Spurious Emission	5W	127.4kHz
			7.5W	127.3kHz
			10W	127.2kHz
	Conducted Test Case	20dB Bandwidth	5W	127.4kHz
			7.5W	127.3kHz
			10W	127.2kHz
D19W6	Radiated Test Case	Radiated Spurious Emission	5W	127.5kHz
			7.5W	127.5kHz
			10W	127.2kHz
	Conducted Test Case	20dB Bandwidth	5W	127.5kHz
			7.5W	127.5kHz
			10W	127.2kHz

Note:

■Mobile Device:

□Portable Device, and 3 axis were assessed. The worst scenario for Radiated Spurious Emission as

- □ Lie
- □ Side
- □ Stand

This test report may be reproduced in full only. The document may only be updated by Audix Technology Corp. personnel. Any changes will be noted in the Document History section of the report.

Audix Technology Corp.
No. 491, Zhongfu Rd., Linkou Dist.,
New Taipei City244,Taiwan

Tel: +886 2 26099301
Fax: +886 2 26099303

3.7. Tested Supporting System List

3.7.1. Support Peripheral Unit

For AC Conduction Test Item					
No.	Product	Brand	Model No.	Serial No.	Approval
1.	Personal Computer	acer	D20E2	N/A	FCC by DoC
	Personal Computer	acer	D19W6	N/A	FCC by DoC
2.	LED TV	LG	22LK330-DB	N/A	FCC by DoC
3.	LCD Monitor	DELL	U2718Qb	N/A	FCC by DoC
4.	Keyboard	Lenovo	KB4721	N/A	FCC by DoC
5.	Mouse	Lenovo	SM-8825	N/A	FCC by DoC
6.	Earphone with Microphone	TWO.M	EP22	N/A	N/A
7.	Earphone	APPLE	N/A	N/A	N/A
8.	Mobile Phone	ASUS	ASUS_I003D	N/A	NCC ID: CCAM204G0070T7
9.	Load (Max. 15W)	YBZ	N/A	N/A	N/A
Partner System					
10.	AP Server	ASUS	RT-AX88U	N/A	FCC ID: MSQ-RTAXHP00 IC: 3568A-RTAXHP00

For Radiated Test Item					
No.	Product	Brand	Model No.	Serial No.	Approval
1.	Personal Computer	acer	D20E2	N/A	FCC by DoC
	Personal Computer	acer	D19W6	N/A	FCC by DoC
2.	LED TV	LG	22LK330-DB	N/A	FCC by DoC
3.	LCD Monitor	DELL	U2718Qb	N/A	FCC by DoC
4.	Keyboard	DELL	KB4021	N/A	FCC by DoC
5.	Mouse	hp	MODGUO	N/A	FCC by DoC
6.	Earphone with Microphone	TWO.M	EP22	N/A	N/A
7.	Earphone	APPLE	N/A	N/A	N/A
8.	Mobile Phone	ASUS	ASUS_I003D	N/A	NCC ID: CCAM204G0070T7
9.	Load (Max. 15W)	YBZ	N/A	N/A	N/A
Partner System					
10.	AP Server	ASUS	RT-AX88U	N/A	FCC ID: MSQ-RTAXHP00 IC: 3568A-RTAXHP00

This test report may be reproduced in full only. The document may only be updated by Audix Technology Corp. personnel. Any changes will be noted in the Document History section of the report.

Audix Technology Corp.
No. 491, Zhongfu Rd., Linkou Dist.,
New Taipei City244,Taiwan
Tel: +886 2 26099301
Fax: +886 2 26099303

3.7.2. Cable Lists

For AC Conduction Test Item	
No.	Cable Description Of The Above Support Units
1.	AC Power Cord: Unshielded, Detachable, 1.8m
2.	For D20E2 Personal Computer: RS232 Cable: Shielded, Detachable, 1.8m For D19W6 Personal Computer: HDMI Cable: Shielded, Detachable, 1.8m AC Power Cord: Unshielded, Detachable, 1.8m
3.	For D20E2 Personal Computer: HDMI Cable: Shielded, Detachable, 1.8m For D19W6 Personal Computer: DP Cable: Shielded, Detachable, 1.8m AC Power Cord: Unshielded, Detachable, 1.8m
4.	USB Cable: Unshielded, Undetachable, 1.5m
5.	USB Cable: Unshielded, Undetachable, 1.5m
6.	Audio Cable (Y Type): Unshielded, Undetachable, 2.0m
7.	Audio Cable: Unshielded, Undetachable, 0.9m
8.	Type C Cable: Shielded, Detachable, 1.5m
9.	N/A
10.	AC Power Cord: Unshielded, Detachable, 1.8m LAN cable: Unshielded, Detachable,3.0m

For Radiated Test Item	
No.	Cable Description Of The Above Support Units
1.	AC Power Cord: Unshielded, Detachable, 1.8m
2.	For D20E2 Personal Computer: RS232 Cable: Shielded, Detachable, 1.8m For D19W6 Personal Computer: HDMI Cable: Shielded, Detachable, 1.8m AC Power Cord: Unshielded, Detachable, 1.8m
3.	For D20E2 Personal Computer: HDMI Cable: Shielded, Detachable, 1.8m For D19W6 Personal Computer: DP Cable: Shielded, Detachable, 1.8m AC Power Cord: Unshielded, Detachable, 1.8m
4.	USB Cable: Unshielded, Undetachable, 1.5m
5.	USB Cable: Unshielded, Undetachable, 1.5m
6.	Audio Cable (Y Type): Unshielded, Undetachable, 2.0m
7.	Audio Cable: Unshielded, Undetachable, 0.9m
8.	Type C Cable: Shielded, Detachable, 1.5m
9.	N/A
10.	AC Power Cord: Unshielded, Detachable, 1.8m LAN cable: Unshielded, Detachable,3.0m

This test report may be reproduced in full only. The document may only be updated by Audix Technology Corp. personnel. Any changes will be noted in the Document History section of the report.

Audix Technology Corp.
No. 491, Zhongfu Rd., Linkou Dist.,
New Taipei City244,Taiwan
Tel: +886 2 26099301
Fax: +886 2 26099303

3.8. Setup Configuration

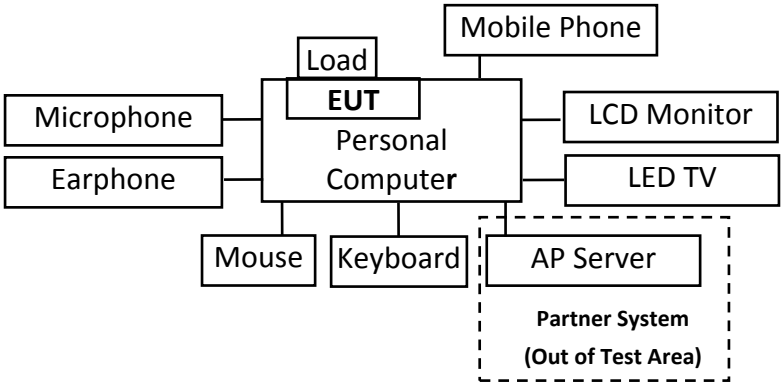

3.9. Operating Condition of EUT

Put the load on the EUT, to set EUT RF function on continues transmitting.

This test report may be reproduced in full only. The document may only be updated by Audix Technology Corp. personnel. Any changes will be noted in the Document History section of the report.

Audix Technology Corp.
No. 491, Zhongfu Rd., Linkou Dist.,
New Taipei City244,Taiwan

Tel: +886 2 26099301
Fax: +886 2 26099303

3.10.Description of Test Facility

Name of Test Firm	Audix Technology Corporation / EMC Department No. 491, Zhongfu Rd., Linkou Dist., New Taipei City 244, Taiwan Tel: +886-2-26092133 Fax: +886-2-26099303 Website : www.audixtech.com Contact e-mail: attemc_report@audixtech.com
Accreditations	The laboratory is accredited by following organizations under ISO/IEC 17025:2017 (1) NVLAP(USA) NVLAP Lab Code 200077-0 (2) TAF(Taiwan) No. 1724
Test Facilities	FCC OET Designation Number under APEC MRA by NCC is : TW1724 (1) No. 8 Shielding Room (2) No.1 3m Semi Anechoic Chamber

This test report may be reproduced in full only. The document may only be updated by Audix Technology Corp. personnel. Any changes will be noted in the Document History section of the report.

Audix Technology Corp.
No. 491, Zhongfu Rd., Linkou Dist.,
New Taipei City244,Taiwan

Tel: +886 2 26099301
Fax: +886 2 26099303

3.11.Measurement Uncertainty

Test Items/Facilities			Frequency Range	Uncertainty
Conduction Test			9kHz-150kHz	±3.7dB
			150kHz-30MHz	±3.4dB
Radiation Test	■	No.1 3m Semi Anechoic Chamber	30MHz-200MHz, 3m, Horizontal	±3.8dB
			200MHz-1000MHz, 3m, Horizontal	±4.1dB
			30MHz-200MHz, 3m, Vertical	±4.5dB
			200MHz-1000MHz, 3m, Vertical	±4.5dB
			1GHz-6GHz, 3m	±4.7dB
			6GHz-18GHz, 3m	±4.1dB
	□	No.3 3m Semi Anechoic Chamber	30MHz-200MHz, 3m, Horizontal	±3.9dB
			200MHz-1000MHz, 3m, Horizontal	±4.2dB
			30MHz-200MHz, 3m, Vertical	±4.3dB
			200MHz-1000MHz, 3m, Vertical	±4.5dB
	□	No.4 3m Semi Anechoic Chamber	30MHz-200MHz, 3m, Horizontal	±4.1dB
			200MHz-1000MHz, 3m, Horizontal	±4.5dB
			30MHz-200MHz, 3m, Vertical	±4.4dB
			200MHz-1000MHz, 3m, Vertical	±4.8dB
			1GHz-6GHz, 3m	±5.0dB
			6GHz-18GHz, 3m	±4.7dB
	□	No.5 3m Semi Anechoic Chamber	30MHz-200MHz, 3m, Horizontal	±4.2dB
			200MHz-1000MHz, 3m, Horizontal	±4.3dB
			30MHz-200MHz, 3m, Vertical	±4.3dB
			200MHz-1000MHz, 3m, Vertical	±4.7dB
			1GHz-6GHz, 3m	±4.8dB
			6GHz-18GHz, 3m	±4.5dB
	□	Fully Anechoic Chamber	30MHz~1000MHz	±4.6dB
			1GHz~18GHz	±5.4dB
			18GHz~40GHz	±3.52dB
			40GHz~260GHz	±3.56dB

Remark：Uncertainty = $ku_c(y)$

Test Item	Uncertainty
20dB Bandwidth	± 0.2kHz

This test report may be reproduced in full only. The document may only be updated by Audix Technology Corp. personnel. Any changes will be noted in the Document History section of the report.

Audix Technology Corp.
No. 491, Zhongfu Rd., Linkou Dist.,
New Taipei City244,Taiwan
Tel: +886 2 26099301
Fax: +886 2 26099303

4. MEASUREMENT EQUIPMENTLIST

4.1. Conducted Emission Measurement

Item	Type	Manufacturer	Model No.	Serial No.	Cal. Date	Cal. Due
1.	Test Receiver	R&S	ESR3	101774	2021.02.02	1 Year
2.	A.M.N.	R&S	ENV432	101567	2020.04.20	1 Year
3.	L.I.S.N.	Kyoritsu	KNW-407	8-855-9	2020.12.10	1 Year
4.	Pulse Limiter	R&S	ESH3-Z2	100354	2021.01.04	1 Year
5.	Cable	Yeida	RG/58AU	CE-08	2020.09.19	1 Year
6.	Digital Thermo-Hygro Meter	iMax	HTC-1	No.8 S/R	2020.04.17	N.C.R.
7	Test Software	Audix	e3	V6.120619c	N.C.R.	N.C.R.

4.2. Radiated Emission Measurement

Item	Type	Manufacturer	Model No.	Serial No.	Cal. Date	Cal. Due
1.	Spectrum Analyzer	Agilent	N9010A-526	MY53400071	2020.09.16	1 Year
2.	Test Receiver	R&S	ESCS30	100039	2020.06.05	1 Year
3.	Amplifier	HP	8447D	2944A06305	2020.01.15	1 Year
					2021.01.14	1 Year
4.	Bilog Antenna	CHASE	CBL6112D	33821	2020.01.17	1 Year
					2021.01.15	1 Year
5.	Loop Antenna	R&S	HFH2-Z2	891847/27	2019.12.26	2 Year
6.	Coaxial Cable	MIYAZAKI	5D2W	CLAMP-01	2020.09.19	1 Year
7.	Coaxial Cable	MIYAZAKI	5D2W	RE-11	2020.01.31	1 Year
					2021.01.29	1 Year
8.	Digital Thermo-Hygro Meter	iMax	HTC-1	No.1 3m A/C	2020.04.17	1 Year
9.	Test Software	Audix	e3	V6.120619c	N.C.R.	N.C.R.

This test report may be reproduced in full only. The document may only be updated by Audix Technology Corp. personnel. Any changes will be noted in the Document History section of the report.

Audix Technology Corp.
No. 491, Zhongfu Rd., Linkou Dist.,
New Taipei City244,Taiwan

Tel: +886 2 26099301
Fax: +886 2 26099303

5. CONDUCTED EMISSION

5.1. Block Diagram of Test Setup

5.1.1. Block Diagram of EUT

Indicated as section 3.8

5.1.2. Shielded Room Setup Diagram

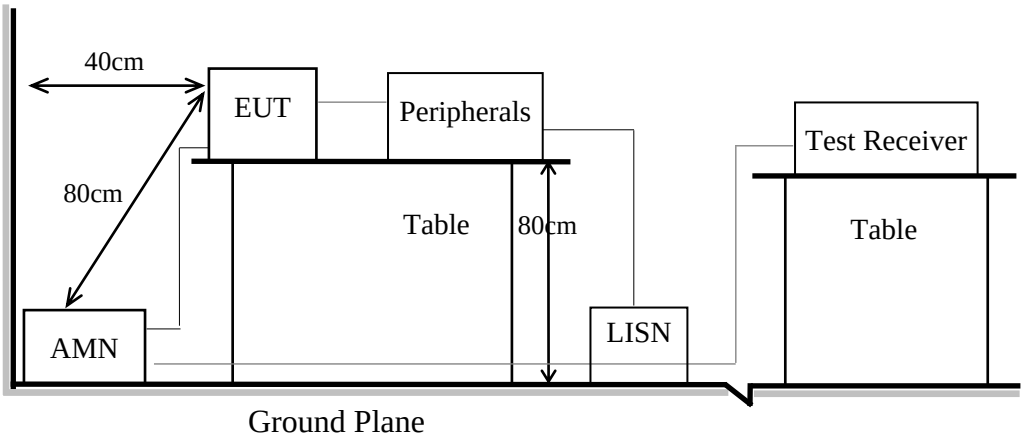

5.2. Conducted Emission Limit

Frequency	Conducted Limit	
	Quasi-Peak Level	Average Level
150kHz ~ 500kHz	66 ~ 56 dBμV	56 ~ 46 dBμV
500kHz ~ 5MHz	56 dBμV	46 dBμV
5MHz ~ 30MHz	60 dBμV	50 dBμV

Remark1.: If the average limit is met when using a Quasi-Peak detector, the measurement using the average detector is not required.
2.: The lower limit applies to the band edges.

5.3. Test Procedure

5.3.1. To set up the EUT as indicated in ANSI C 63.10. The EUT was placed on the table which has 80 cm height to the ground and 40 cm distance to the conducting wall.

5.3.2. Power supplier of the EUT was connected to the AC mains through an Artificial Mains Network (A.M.N.).

5.3.3. The AC power supplies to all peripheral devices must be provided through line impedance stabilization network (L.I.S.N.)

5.3.4. Checking frequency range from 150kHz to 30 MHz and record the emission which does not have 20 dB below limit.

This test report may be reproduced in full only. The document may only be updated by Audix Technology Corp. personnel. Any changes will be noted in the Document History section of the report.

Audix Technology Corp.
No. 491, Zhongfu Rd., Linkou Dist.,
New Taipei City244,Taiwan

Tel: +886 2 26099301
Fax: +886 2 26099303

5.4. Test Results

Please refer to Appendix A.

This test report may be reproduced in full only. The document may only be updated by Audix Technology Corp. personnel. Any changes will be noted in the Document History section of the report.

Audix Technology Corp.
No. 491, Zhongfu Rd., Linkou Dist.,
New Taipei City244,Taiwan

Tel: +886 2 26099301
Fax: +886 2 26099303

6. RADIATED SPURIOUS EMISSION

6.1. Block Diagram of Test Setup

6.1.1. Block Diagram of EUT

Indicated as section 3.8.

6.1.2. Setup Diagram for 9kHz-30MHz

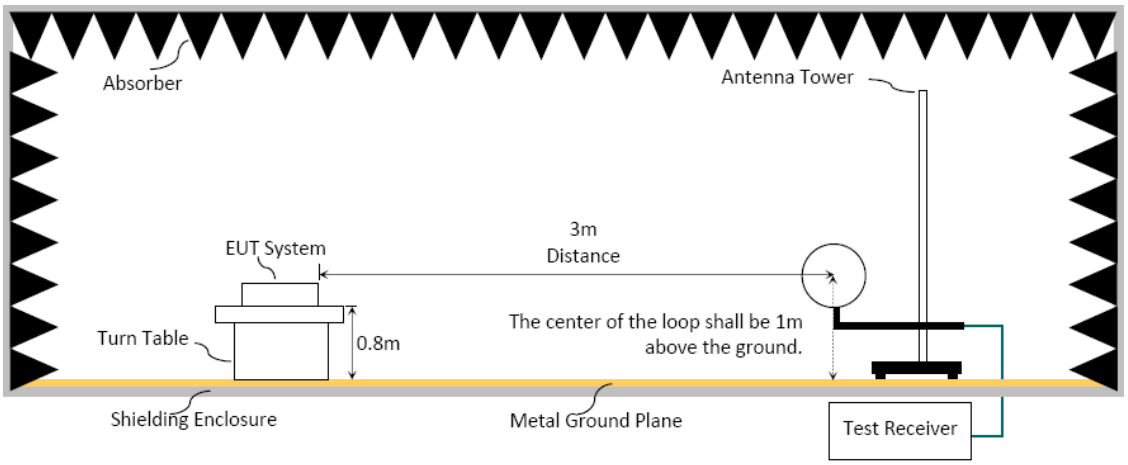

6.1.3. Setup Diagram for 30MHz-1000MHz

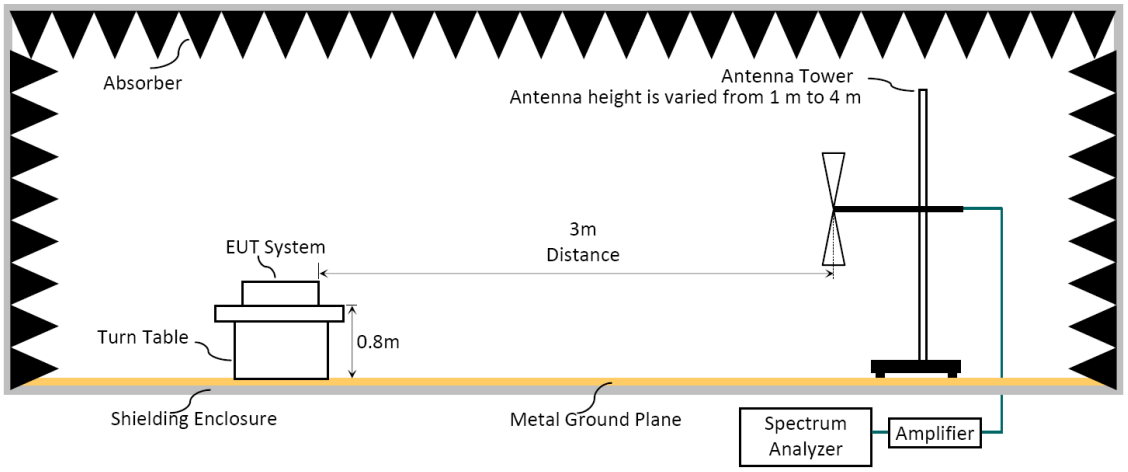

This test report may be reproduced in full only. The document may only be updated by Audix Technology Corp. personnel. Any changes will be noted in the Document History section of the report.

Audix Technology Corp.
No. 491, Zhongfu Rd., Linkou Dist.,
New Taipei City244,Taiwan
Tel: +886 2 26099301
Fax: +886 2 26099303

6.2. Radiated Emission Limits

In any 100kHz bandwidth outside the frequency band, the radio frequency power produced by the intentional radiator shall be at least 20dB below that in the 100kHz bandwidth within the band that contains the highest level. In addition, radiated emissions which fall in restricted bands, as defined in Section 15.205 must also comply with the radiated emission limits specified as below.

Frequency (MHz)	Distance(m)	Limits	
		dBμV/m	μV/m
0.009 - 0.490	300	67.6	2400/kHz
0.490 - 1.705	30	87.6	24000/kHz
1.705 - 30	30	29.5	30
30 - 88	3	40.0	100
88- 216	3	43.5	150
216- 960	3	46.0	200
Above 960	3	54.0	500
Above 1000	3	74.0 dBμV/m (Peak) 54.0 dBμV/m (Average)	

Remark：(1) dBμV/m = 20 log (μV/m)
(2) The tighter limit applies to the edge between two frequency bands.
(3) Distance refers to the distance in meters between the measuring instrument antenna and the closed point of any part of the device or system.
(4) Fundamental and emission fall within operation band are exempted from this section.
(5) Pursuant to ANSI C63.10: 6.6.4.3,if the maximized peak measured value complies with the average limit, then it is unnecessary to perform an average measurement.

6.3. Test Procedure

Frequency Range 9kHz~30MHz:

The EUT setup on the turntable which has 0.8 m height to the ground. The turn table rotated 360 degrees and antenna fixed to 1 m to find the maximum emission level.
In order to find the maximum emission, all of the interface cables were manipulated according to ANSI C63.10-2013regulation.

(1) RBW = 9kHz with peak and average detector.
(2) Detector: average and peak (10kHz-490kHz)
Q.P. (490kHz-30MHz)

This test report may be reproduced in full only. The document may only be updated by Audix Technology Corp. personnel. Any changes will be noted in the Document History section of the report.

Audix Technology Corp.
No. 491, Zhongfu Rd., Linkou Dist.,
New Taipei City244,Taiwan
Tel: +886 2 26099301
Fax: +886 2 26099303

Frequency Range 30MHz ~ 1000MHz:
The EUT setup on the turntable which has 0.8 m height to the ground. The turn table rotated 360 degrees and antenna varied from 1 m to 4 m to find the maximum emission level. Both horizontal and vertical polarization are required. In order to find the maximum emission, all of the interface cables were manipulated according to ANSI C63.10: 2013regulation.

Spectrum Analyzer is used for pre-testing with following setting:

(1) RBW = 120KHz
(2) VBW ≥ 3 x RBW.
(3) Detector = Peak.
(4) Sweep time = auto.
(5) Trace mode = max hold.
(6) Allow sweeps to continue until the trace stabilizes.
(7) When peak-detected value is lower than limit that the measurement using the Q.P. detector is not required. Otherwise using Q.P. for finally measurement.

6.4. Measurement Limit Formula

Frequency (MHz)	Formula
0.009 - 0.490MHz	3m Limit (dBμV/m) = 20log(2400/F^{Note})+40log(300m/3m)
0.490-1.705MHz	3m Limit (dBμV/m) = 20log(24000/F^{Note})+40log(300m/3m)
1.750-30MHz	3m Limit (dBμV/m) = 20log(30)+40log(300m/3m)
Note: F is test frequency	

6.5. Test Results

Please refer to Appendix A.

This test report may be reproduced in full only. The document may only be updated by Audix Technology Corp. personnel. Any changes will be noted in the Document History section of the report.

Audix Technology Corp.
No. 491, Zhongfu Rd., Linkou Dist.,
New Taipei City244,Taiwan

Tel: +886 2 26099301
Fax: +886 2 26099303

7. 20dB BANDWIDTH

7.1. Block Diagram of Test Setup

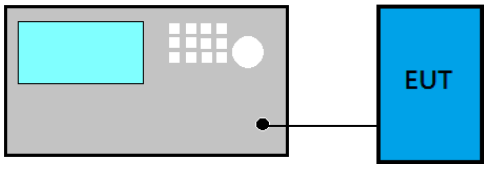

7.2. Specification Limits

The bandwidth shall be specified in operating frequency band.

7.3. Test Procedure

Following measurement procedure is reference to ANSI C63.10:2013:
(1) Set Span range 2~5 times the OBW
(2) Set VBW≥3xRBW.
(3) Detector = Peak.
(4) Trace mode = Max hold.
(5) Sweep = Auto couple.
(6) Allow the trace to stabilize.
(7) Setting channel bandwidth function x dB to -20 dB to record the final bandwidth.

7.4. Test Results

Please refer to Appendix A

This test report may be reproduced in full only. The document may only be updated by Audix Technology Corp. personnel. Any changes will be noted in the Document History section of the report.

Audix Technology Corp.
No. 491, Zhongfu Rd., Linkou Dist.,
New Taipei City244,Taiwan
Tel: +886 2 26099301
Fax: +886 2 26099303

8. DEVIATION TO TEST SPECIFICATIONS

【NONE】

This test report may be reproduced in full only. The document may only be updated by Audix Technology Corp. personnel. Any changes will be noted in the Document History section of the report.

Audix Technology Corp.
No. 491, Zhongfu Rd., Linkou Dist.,
New Taipei City244,Taiwan

Tel: +886 2 26099301
Fax: +886 2 26099303

APPDNDIX A

TEST DATA AND PLOTS

(Model: WTM1D15)

This test report may be reproduced in full only. The document may only be updated by Audix Technology Corp. personnel. Any changes will be noted in the Document History section of the report.

Audix Technology Corp.
No. 491, Zhongfu Rd., Linkou Dist.,
New Taipei City244, Taiwan

Tel: +886 2 26099301
Fax: +886 2 26099303

TABLE OF CONTENTS

A.1 CONDUCTED EMISSION 2
A.2 RADIATED SPURIOUS EMISSION 14
A.3 20dB BANDWIDTH 32

This test report may be reproduced in full only. The document may only be updated by Audix Technology Corp. personnel. Any changes will be noted in the Document History section of the report.

Audix Technology Corp.
No. 491, Zhongfu Rd., Linkou Dist.,
New Taipei City244, Taiwan

Tel: +886 2 26099301
Fax: +886 2 26099303

A.1 CONDUCTED EMISSION

Test Date	2021/02/24	Temp./Hum.	26℃/49%
Host Model	D20E2	Test Mode	5W
Test Voltage	AC 120V 60Hz (Via Personal Computer)	Tested By	Chucky Chiu

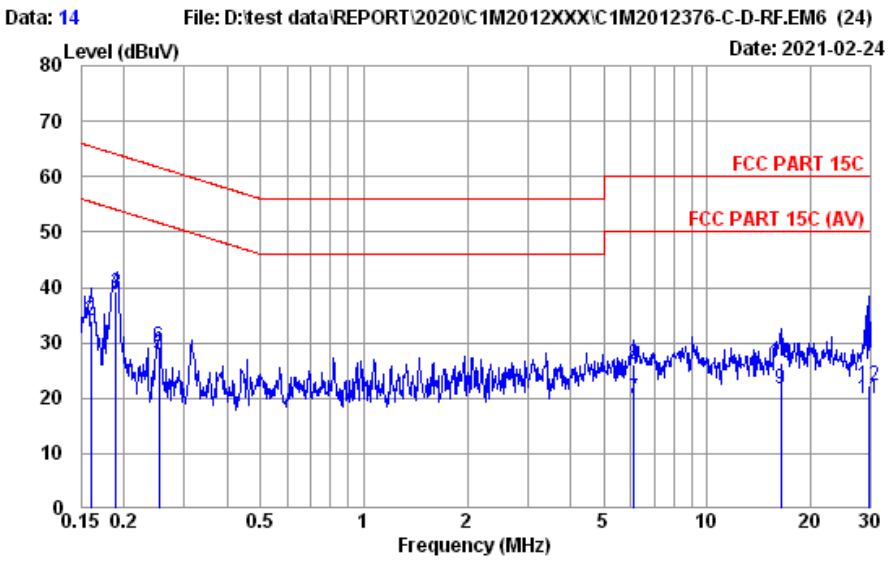

Site No. : No.8 Shielded Room
Instrument 1 : Receiver ESR(774)
Instrument 2 : ENV432 (567)(A)|CE-08|ESH3-Z2 (354)
Limit : FCC PART 15C
Environment : 26*C / 49%
EUT Model : WTM1D15
Test Mode : Charge 5W

Data No. : 14
Phase : NEUTRAL
Engineer : Chucky Chiu
Test Rating : 120Vac/60Hz

	Freq. (MHz)	AMN Factor (dB)	Cable Loss (dB)	Pulse Att. (dB)	Reading (dBμV)	Emission Level (dBμV)	Limits (dBμV)	Margin (dB)	Remark
1	0.160	10.20	0.03	9.85	11.77	31.85	55.47	23.62	Average
2	0.160	10.20	0.03	9.85	14.03	34.11	65.47	31.36	QP
3	0.190	10.20	0.03	9.85	18.98	39.06	54.05	14.99	Average
4	0.190	10.20	0.03	9.85	19.10	39.18	64.05	24.87	QP
5	0.253	10.20	0.03	9.85	7.78	27.86	51.66	23.80	Average
6	0.253	10.20	0.03	9.85	9.29	29.37	61.66	32.29	QP
7	6.121	10.36	0.11	9.87	-0.49	19.85	50.00	30.15	Average
8	6.121	10.36	0.11	9.87	5.71	26.05	60.00	33.95	QP
9	16.398	10.76	0.18	9.92	0.89	21.75	50.00	28.25	Average
10	16.398	10.76	0.18	9.92	5.43	26.29	60.00	33.71	QP
11	29.682	11.10	0.24	10.01	-1.40	19.95	50.00	30.05	Average
12	29.682	11.10	0.24	10.01	0.80	22.15	60.00	37.85	QP

Remarks: 1. Emission Level= AMN Factor + Cable Loss + Pulse Att. + Reading.
2. If the average limit is met when using a quasi-peak detector, the EUT shall be deemed to meet both limits and measurement with average detector is unnecessary.

This test report may be reproduced in full only. The document may only be updated by Audix Technology Corp. personnel. Any changes will be noted in the Document History section of the report.

Audix Technology Corp.
No. 491, Zhongfu Rd., Linkou Dist.,
New Taipei City244, Taiwan

Tel: +886 2 26099301
Fax: +886 2 26099303

Test Date	2021/02/24	Temp./Hum.	26℃/49%
Host Model	D20E2	Test Mode	5W
Test Voltage	AC 120V 60Hz (Via Personal Computer)	Tested By	Chucky Chiu

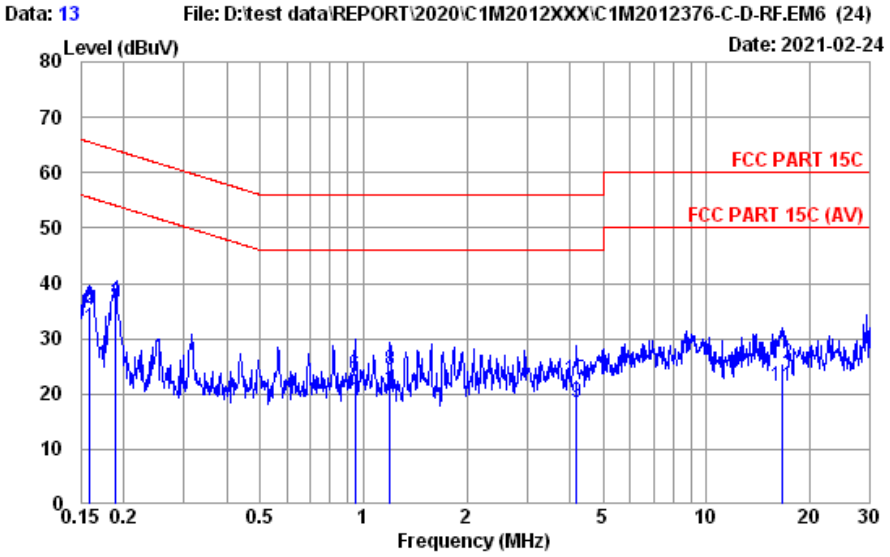

Site No. : No.8 Shielded Room
Instrument 1 : Receiver ESR(774)
Instrument 2 : ENV432 (567)(A)|CE-08|ESH3-Z2 (354)
Limit : FCC PART 15C
Environment : 26*C / 49%
EUT Model : WTM1D15
Test Mode : Charge 5W
D20E2

Data No. : 13
Phase : LINE
Engineer : Chucky Chiu
Test Rating : 120Vac/60Hz

	Freq. (MHz)	AMN Factor (dB)	Cable Loss (dB)	Pulse Att. (dB)	Reading (dBμV)	Emission Level (dBμV)	Limits (dBμV)	Margin (dB)	Remark
1	0.159	10.20	0.03	9.85	11.89	31.97	55.52	23.55	Average
2	0.159	10.20	0.03	9.85	15.52	35.60	65.52	29.92	QP
3	0.189	10.20	0.03	9.85	16.33	36.41	54.06	17.65	Average
4	0.189	10.20	0.03	9.85	16.70	36.78	64.06	27.28	QP
5	0.943	10.20	0.04	9.85	0.69	20.78	46.00	25.22	Average
6	0.943	10.20	0.04	9.85	3.49	23.58	56.00	32.42	QP
7	1.197	10.30	0.04	9.85	0.06	20.25	46.00	25.75	Average
8	1.197	10.30	0.04	9.85	4.18	24.37	56.00	31.63	QP
9	4.180	10.30	0.09	9.86	-1.68	18.57	46.00	27.43	Average
10	4.180	10.30	0.09	9.86	2.35	22.60	56.00	33.40	QP
11	16.573	10.53	0.18	9.92	0.82	21.45	50.00	28.55	Average
12	16.573	10.53	0.18	9.92	4.98	25.61	60.00	34.39	QP

Remarks: 1. Emission Level= AMN Factor + Cable Loss + Pulse Att. + Reading.
2. If the average limit is met when using a quasi-peak detector, the EUT shall be deemed to meet both limits and measurement with average detector is unnecessary.

This test report may be reproduced in full only. The document may only be updated by Audix Technology Corp. personnel. Any changes will be noted in the Document History section of the report.

Audix Technology Corp.
No. 491, Zhongfu Rd., Linkou Dist.,
New Taipei City244, Taiwan

Tel: +886 2 26099301
Fax: +886 2 26099303

Test Date	2021/02/24	Temp./Hum.	26℃/49%
Host Model	D20E2	Test Mode	7.5W
Test Voltage	AC 120V 60Hz (Via Personal Computer)	Tested By	Chucky Chiu

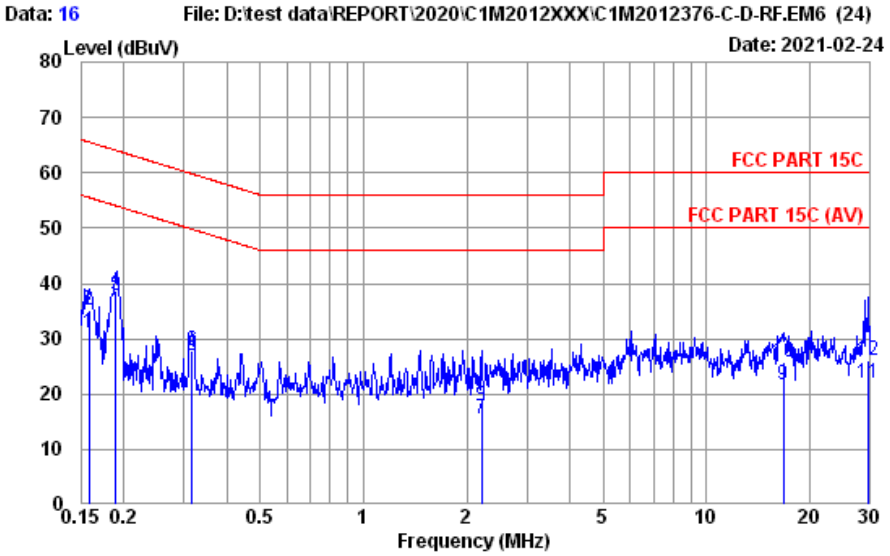

Site No. : No.8 Shielded Room
Instrument 1 : Receiver ESR(774)
Instrument 2 : ENV432 (567)(A)|CE-08|ESH3-Z2 (354)
Limit : FCC PART 15C
Environment : 26*C / 49%
EUT Model : WTM1D15
Test Mode : Charge 7.5W
D20E2

Data No. : 16
Phase : NEUTRAL
Engineer : Chucky Chiu
Test Rating : 120Vac/60Hz

	Freq. (MHz)	AMN Factor (dB)	Cable Loss (dB)	Pulse Att. (dB)	Reading (dBμV)	Emission Level (dBμV)	Limits (dBμV)	Margin (dB)	Remark
1	0.159	10.20	0.03	9.85	10.90	30.98	55.53	24.55	Average
2	0.159	10.20	0.03	9.85	15.14	35.22	65.53	30.31	QP
3	0.190	10.20	0.03	9.85	17.83	37.91	54.04	16.13	Average
4	0.190	10.20	0.03	9.85	18.57	38.65	64.04	25.39	QP
5	0.316	10.20	0.03	9.85	6.87	26.95	49.81	22.86	Average
6	0.316	10.20	0.03	9.85	7.66	27.74	59.81	32.07	QP
7	2.213	10.30	0.06	9.86	-4.80	15.42	46.00	30.58	Average
8	2.213	10.30	0.06	9.86	-1.08	19.14	56.00	36.86	QP
9	16.748	10.77	0.18	9.92	0.85	21.72	50.00	28.28	Average
10	16.748	10.77	0.18	9.92	5.06	25.93	60.00	34.07	QP
11	29.680	11.10	0.24	10.01	0.50	21.85	50.00	28.15	Average
12	29.680	11.10	0.24	10.01	4.80	26.15	60.00	33.85	QP

Remarks: 1. Emission Level= AMN Factor + Cable Loss + Pulse Att. + Reading.
2. If the average limit is met when using a quasi-peak detector, the EUT shall be deemed to meet both limits and measurement with average detector is unnecessary.

This test report may be reproduced in full only. The document may only be updated by Audix Technology Corp. personnel. Any changes will be noted in the Document History section of the report.

Audix Technology Corp.
No. 491, Zhongfu Rd., Linkou Dist.,
New Taipei City244, Taiwan

Tel: +886 2 26099301
Fax: +886 2 26099303

Test Date	2021/02/24	Temp./Hum.	26℃/49%
Host Model	D20E2	Test Mode	7.5W
Test Voltage	AC 120V 60Hz (Via Personal Computer)	Tested By	Chucky Chiu

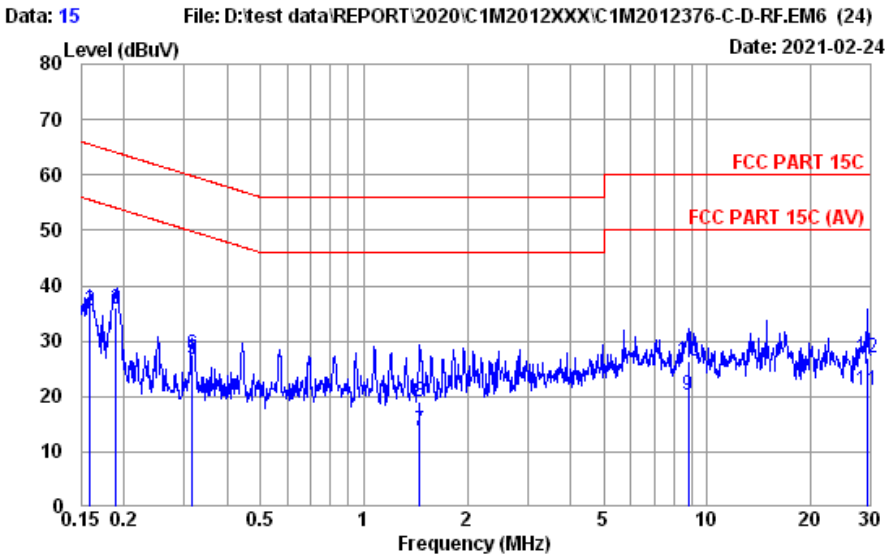

Site No. : No.8 Shielded Room
Instrument 1 : Receiver ESR(774)
Instrument 2 : ENV432 (567)(A)|CE-08|ESH3-Z2 (354)
Limit : FCC PART 15C
Environment : 26°C / 49%
EUT Model : WTM1D15
Test Mode : Charge 7.5W
D20E2

Data No. : 15
Phase : LINE
Engineer : Chucky Chiu
Test Rating : 120Vac/60Hz

	Freq. (MHz)	AMN Factor (dB)	Cable Loss (dB)	Pulse Att. (dB)	Reading (dBμV)	Emission Level (dBμV)	Limits (dBμV)	Margin (dB)	Remark
1	0.160	10.20	0.03	9.85	12.69	32.77	55.49	22.72	Average
2	0.160	10.20	0.03	9.85	15.49	35.57	65.49	29.92	QP
3	0.190	10.20	0.03	9.85	15.81	35.89	54.03	18.14	Average
4	0.190	10.20	0.03	9.85	16.05	36.13	64.03	27.90	QP
5	0.317	10.20	0.03	9.85	6.56	26.64	49.79	23.15	Average
6	0.317	10.20	0.03	9.85	7.52	27.60	59.79	32.19	QP
7	1.456	10.30	0.05	9.86	-6.39	13.82	46.00	32.18	Average
8	1.456	10.30	0.05	9.86	-1.06	19.15	56.00	36.85	QP
9	8.822	10.36	0.13	9.88	-0.22	20.15	50.00	29.85	Average
10	8.822	10.36	0.13	9.88	5.95	26.32	60.00	33.68	QP
11	29.216	10.60	0.24	10.00	0.37	21.21	50.00	28.79	Average
12	29.216	10.60	0.24	10.00	6.22	27.06	60.00	32.94	QP

Remarks: 1. Emission Level= AMN Factor + Cable Loss + Pulse Att. + Reading.
2. If the average limit is met when using a quasi-peak detector, the EUT shall be deemed to meet both limits and measurement with average detector is unnecessary.

This test report may be reproduced in full only. The document may only be updated by Audix Technology Corp. personnel. Any changes will be noted in the Document History section of the report.

Audix Technology Corp.
No. 491, Zhongfu Rd., Linkou Dist.,
New Taipei City244, Taiwan

Tel: +886 2 26099301
Fax: +886 2 26099303

Test Date	2021/02/24	Temp./Hum.	26℃/49%
Host Model	D20E2	Test Mode	10W
Test Voltage	AC 120V 60Hz (Via Personal Computer)	Tested By	Chucky Chiu

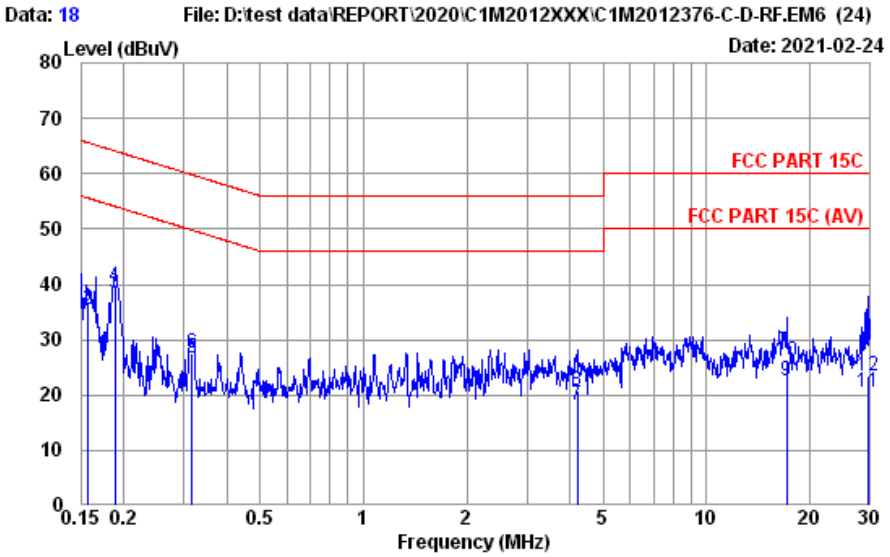

Site No. : No.8 Shielded Room
Instrument 1 : Receiver ESR(774)
Instrument 2 : ENV432 (567)(A)|CE-08|ESH3-Z2 (354)
Limit : FCC PART 15C
Environment : 26*C / 49%
EUT Model : WTM1D15
Test Mode : Charge 10W
D20E2

Data No. : 18
Phase : NEUTRAL
Engineer : Chucky Chiu
Test Rating : 120Vac/60Hz

	Freq. (MHz)	AMN Factor (dB)	Cable Loss (dB)	Pulse Att. (dB)	Reading (dBμV)	Emission Level (dBμV)	Limits (dBμV)	Margin (dB)	Remark
1	0.158	10.20	0.03	9.85	12.92	33.00	55.57	22.57	Average
2	0.158	10.20	0.03	9.85	15.39	35.47	65.57	30.10	QP
3	0.188	10.20	0.03	9.85	18.29	38.37	54.11	15.74	Average
4	0.188	10.20	0.03	9.85	19.62	39.70	64.11	24.41	QP
5	0.316	10.20	0.03	9.85	6.64	26.72	49.82	23.10	Average
6	0.316	10.20	0.03	9.85	7.34	27.42	59.82	32.40	QP
7	4.199	10.30	0.09	9.86	-1.95	18.30	46.00	27.70	Average
8	4.199	10.30	0.09	9.86	0.52	20.77	56.00	35.23	QP
9	17.107	10.79	0.18	9.92	1.65	22.54	50.00	27.46	Average
10	17.107	10.79	0.18	9.92	5.22	26.11	60.00	33.89	QP
11	29.682	11.10	0.24	10.01	-0.94	20.41	50.00	29.59	Average
12	29.682	11.10	0.24	10.01	2.14	23.49	60.00	36.51	QP

Remarks: 1. Emission Level= AMN Factor + Cable Loss + Pulse Att. + Reading.
2. If the average limit is met when using a quasi-peak detector, the EUT shall be deemed to meet both limits and measurement with average detector is unnecessary.

This test report may be reproduced in full only. The document may only be updated by Audix Technology Corp. personnel. Any changes will be noted in the Document History section of the report.

Audix Technology Corp.
No. 491, Zhongfu Rd., Linkou Dist.,
New Taipei City244, Taiwan

Tel: +886 2 26099301
Fax: +886 2 26099303

Test Date	2021/02/24	Temp./Hum.	26℃/49%
Host Model	D20E2	Test Mode	10W
Test Voltage	AC 120V 60Hz (Via Personal Computer)	Tested By	Chucky Chiu

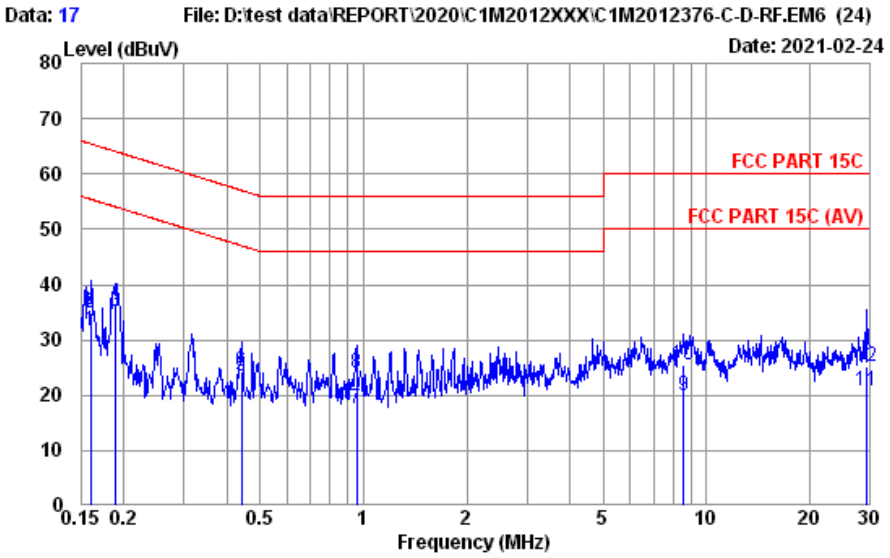

Site No. : No.8 Shielded Room
Instrument 1 : Receiver ESR(774)
Instrument 2 : ENV432 (567)(A)|CE-08|ESH3-Z2 (354)
Limit : FCC PART 15C
Environment : 26*C / 49%
EUT Model : WTM1D15
Test Mode : Charge 10W
D20E2

Data No. : 17
Phase : LINE
Engineer : Chucky Chiu
Test Rating : 120Vac/60Hz

	Freq. (MHz)	AMN Factor (dB)	Cable Loss (dB)	Pulse Att. (dB)	Reading (dBμV)	Emission Level (dBμV)	Limits (dBμV)	Margin (dB)	Remark
1	0.161	10.20	0.03	9.85	11.60	31.68	55.44	23.76	Average
2	0.161	10.20	0.03	9.85	14.87	34.95	65.44	30.49	QP
3	0.190	10.20	0.03	9.85	15.20	35.28	54.05	18.77	Average
4	0.190	10.20	0.03	9.85	16.60	36.68	64.05	27.37	QP
5	0.442	10.20	0.03	9.85	3.40	23.48	47.02	23.54	Average
6	0.442	10.20	0.03	9.85	4.11	24.19	57.02	32.83	QP
7	0.953	10.20	0.04	9.85	-2.45	17.64	46.00	28.36	Average
8	0.953	10.20	0.04	9.85	3.92	24.01	56.00	31.99	QP
9	8.593	10.36	0.13	9.88	-0.54	19.83	50.00	30.17	Average
10	8.593	10.36	0.13	9.88	5.03	25.40	60.00	34.60	QP
11	29.215	10.60	0.24	10.00	0.08	20.92	50.00	29.08	Average
12	29.215	10.60	0.24	10.00	4.34	25.18	60.00	34.82	QP

Remarks: 1. Emission Level= AMN Factor + Cable Loss + Pulse Att. + Reading.
2. If the average limit is met when using a quasi-peak detector, the EUT shall be deemed to meet both limits and measurement with average detector is unnecessary.

This test report may be reproduced in full only. The document may only be updated by Audix Technology Corp. personnel. Any changes will be noted in the Document History section of the report.

Audix Technology Corp.
No. 491, Zhongfu Rd., Linkou Dist.,
New Taipei City244, Taiwan

Tel: +886 2 26099301
Fax: +886 2 26099303

Test Date	2021/02/24	Temp./Hum.	26℃/49%
Host Model	D19W6	Test Mode	5W
Test Voltage	AC 120V 60Hz (Via Personal Computer)	Tested By	Chucky Chiu

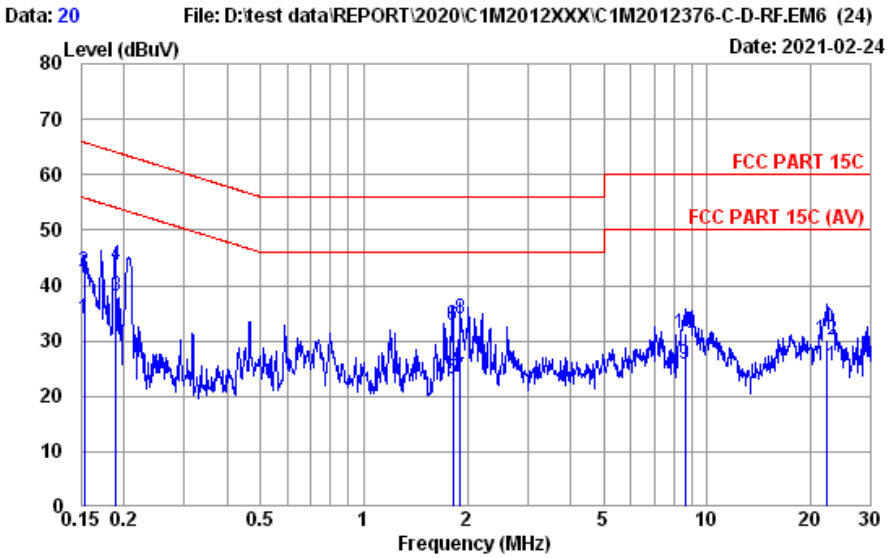

Site No. : No.8 Shielded Room
Instrument 1 : Receiver ESR(774)
Instrument 2 : ENV432 (567)(A)|CE-08|ESH3-Z2 (354)
Limit : FCC PART 15C
Environment : 26°C / 49%
EUT Model : WTM1D15
Test Mode : Charge 5W
D19W6

Data No. : 20
Phase : NEUTRAL
Engineer : Chucky Chiu
Test Rating : 120Vac/60Hz

	Freq. (MHz)	AMN Factor (dB)	Cable Loss (dB)	Pulse Att. (dB)	Reading (dBμV)	Emission Level (dBμV)	Limits (dBμV)	Margin (dB)	Remark
1	0.154	10.20	0.03	9.85	13.82	33.90	55.81	21.91	Average
2	0.154	10.20	0.03	9.85	22.40	42.48	65.81	23.33	QP
3	0.189	10.20	0.03	9.85	18.16	38.24	54.07	15.83	Average
4	0.189	10.20	0.03	9.85	23.64	43.72	64.07	20.35	QP
5	1.820	10.30	0.06	9.86	2.94	23.16	46.00	22.84	Average
6	1.820	10.30	0.06	9.86	12.67	32.89	56.00	23.11	QP
7	1.909	10.30	0.06	9.86	3.11	23.33	46.00	22.67	Average
8	1.909	10.30	0.06	9.86	13.67	33.89	56.00	22.11	QP
9	8.639	10.46	0.13	9.88	5.27	25.74	50.00	24.26	Average
10	8.639	10.46	0.13	9.88	10.95	31.42	60.00	28.58	QP
11	22.185	10.95	0.21	9.95	4.26	25.37	50.00	24.63	Average
12	22.185	10.95	0.21	9.95	8.95	30.06	60.00	29.94	QP

Remarks: 1. Emission Level= AMN Factor + Cable Loss + Pulse Att. + Reading.
2. If the average limit is met when using a quasi-peak detector, the EUT shall be deemed to meet both limits and measurement with average detector is unnecessary.

This test report may be reproduced in full only. The document may only be updated by Audix Technology Corp. personnel. Any changes will be noted in the Document History section of the report.

Audix Technology Corp.
No. 491, Zhongfu Rd., Linkou Dist.,
New Taipei City244, Taiwan

Tel: +886 2 26099301
Fax: +886 2 26099303

Test Date	2021/02/24	Temp./Hum.	26℃/49%
Host Model	D19W6	Test Mode	5W
Test Voltage	AC 120V 60Hz (Via Personal Computer)	Tested By	Chucky Chiu

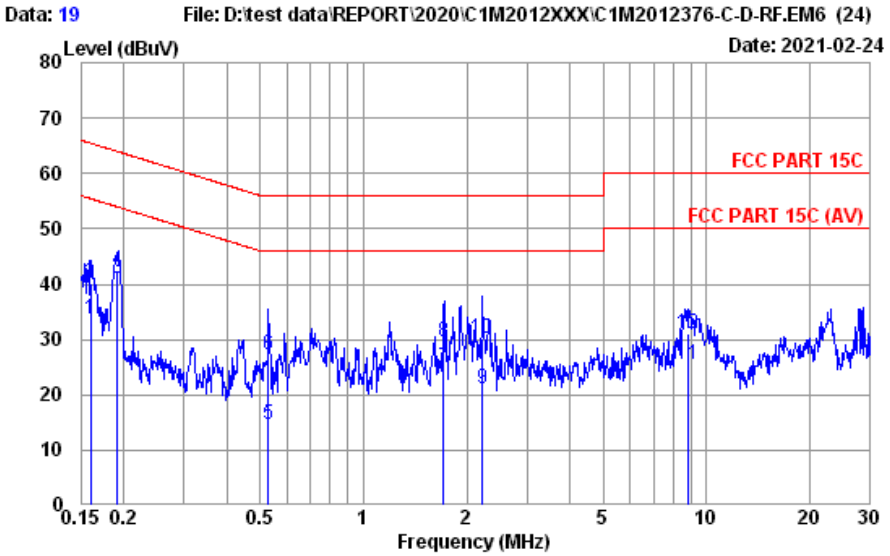

Site No. : No.8 Shielded Room
Instrument 1 : Receiver ESR(774)
Instrument 2 : ENV432 (567)(A)|CE-08|ESH3-Z2 (354)
Limit : FCC PART 15C
Environment : 26°C / 49%
EUT Model : WTM1D15
Test Mode : Charge 5W
D19W6

Data No. : 19
Phase : LINE
Engineer : Chucky Chiu
Test Rating : 120Vac/60Hz

	Freq. (MHz)	AMN Factor (dB)	Cable Loss (dB)	Pulse Att. (dB)	Reading (dBμV)	Emission Level (dBμV)	Limits (dBμV)	Margin (dB)	Remark
1	0.160	10.20	0.03	9.85	13.57	33.65	55.46	21.81	Average
2	0.160	10.20	0.03	9.85	19.94	40.02	65.46	25.44	QP
3	0.191	10.20	0.03	9.85	20.86	40.94	53.98	13.04	Average
4	0.191	10.20	0.03	9.85	22.53	42.61	63.98	21.37	QP
5	0.527	10.20	0.03	9.85	-5.50	14.58	46.00	31.42	Average
6	0.527	10.20	0.03	9.85	7.08	27.16	56.00	28.84	QP
7	1.715	10.30	0.05	9.86	4.84	25.05	46.00	20.95	Average
8	1.715	10.30	0.05	9.86	9.48	29.69	56.00	26.31	QP
9	2.226	10.30	0.06	9.86	0.84	21.06	46.00	24.94	Average
10	2.226	10.30	0.06	9.86	10.09	30.31	56.00	25.69	QP
11	8.870	10.37	0.13	9.88	5.09	25.47	50.00	24.53	Average
12	8.870	10.37	0.13	9.88	10.70	31.08	60.00	28.92	QP

Remarks: 1. Emission Level= AMN Factor + Cable Loss + Pulse Att. + Reading.
2. If the average limit is met when using a quasi-peak detector, the EUT shall be deemed to meet both limits and measurement with average detector is unnecessary.

This test report may be reproduced in full only. The document may only be updated by Audix Technology Corp. personnel. Any changes will be noted in the Document History section of the report.

Audix Technology Corp.
No. 491, Zhongfu Rd., Linkou Dist.,
New Taipei City244, Taiwan

Tel: +886 2 26099301
Fax: +886 2 26099303

Test Date	2021/02/24	Temp./Hum.	26℃/49%
Host Model	D19W6	Test Mode	7.5W
Test Voltage	AC 120V 60Hz (Via Personal Computer)	Tested By	Chucky Chiu

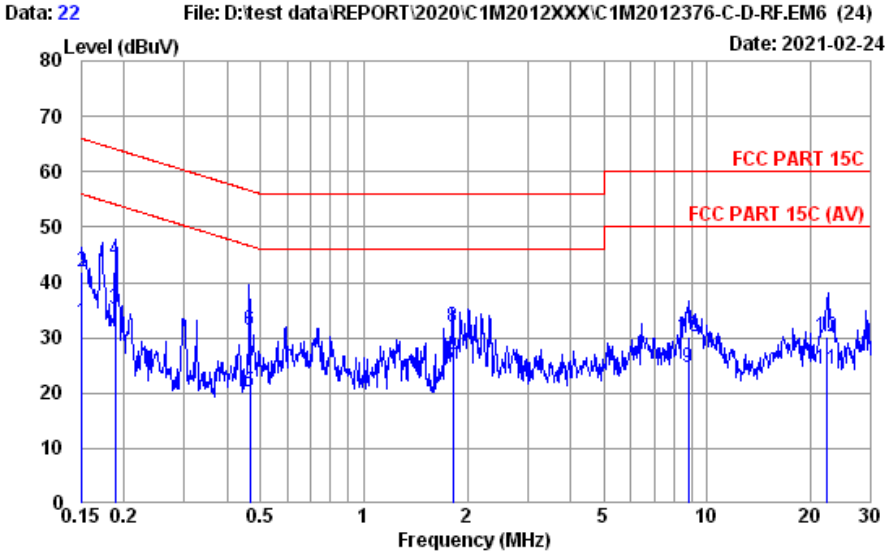

Site No. : No.8 Shielded Room
Instrument 1 : Receiver ESR(774)
Instrument 2 : ENV432 (567)(A)|CE-08|ESH3-Z2 (354)
Limit : FCC PART 15C
Environment : 26°C / 49%
EUT Model : WTM1D15
Test Mode : Charge 7.5W
D19W6

Data No. : 22
Phase : NEUTRAL
Engineer : Chucky Chiu
Test Rating : 120Vac/60Hz

	Freq. (MHz)	AMN Factor (dB)	Cable Loss (dB)	Pulse Att. (dB)	Reading (dBμV)	Emission Level (dBμV)	Limits (dBμV)	Margin (dB)	Remark
1	0.151	10.20	0.03	9.85	12.65	32.73	55.95	23.22	Average
2	0.151	10.20	0.03	9.85	21.90	41.98	65.95	23.97	QP
3	0.188	10.20	0.03	9.85	15.13	35.21	54.11	18.90	Average
4	0.188	10.20	0.03	9.85	23.93	44.01	64.11	20.10	QP
5	0.466	10.20	0.03	9.85	0.09	20.17	46.58	26.41	Average
6	0.466	10.20	0.03	9.85	11.19	31.27	56.58	25.31	QP
7	1.812	10.30	0.06	9.86	4.43	24.65	46.00	21.35	Average
8	1.812	10.30	0.06	9.86	11.70	31.92	56.00	24.08	QP
9	8.820	10.46	0.13	9.88	4.18	24.65	50.00	25.35	Average
10	8.820	10.46	0.13	9.88	9.76	30.23	60.00	29.77	QP
11	22.414	10.96	0.21	9.95	3.30	24.42	50.00	25.58	Average
12	22.414	10.96	0.21	9.95	9.09	30.21	60.00	29.79	QP

Remarks: 1. Emission Level= AMN Factor + Cable Loss + Pulse Att. + Reading.
2. If the average limit is met when using a quasi-peak detector, the EUT shall be deemed to meet both limits and measurement with average detector is unnecessary.

This test report may be reproduced in full only. The document may only be updated by Audix Technology Corp. personnel. Any changes will be noted in the Document History section of the report.

Audix Technology Corp.
No. 491, Zhongfu Rd., Linkou Dist.,
New Taipei City244, Taiwan

Tel: +886 2 26099301
Fax: +886 2 26099303

Test Date	2021/02/24	Temp./Hum.	26℃/49%
Host Model	D19W6	Test Mode	7.5W
Test Voltage	AC 120V 60Hz (Via Personal Computer)	Tested By	Chucky Chiu

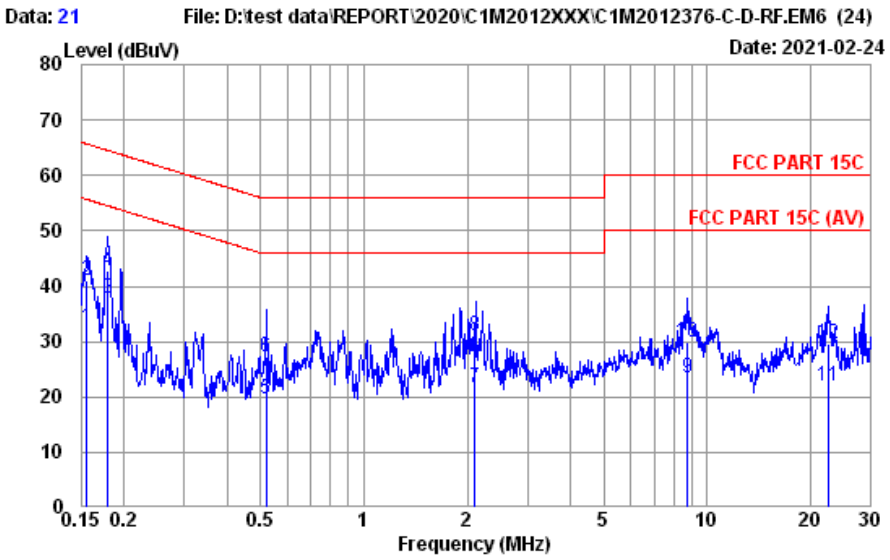

Site No. : No.8 Shielded Room
Instrument 1 : Receiver ESR(774)
Instrument 2 : ENV432 (567)(A)|CE-08|ESH3-Z2 (354)
Limit : FCC PART 15C
Environment : 26°C / 49%
EUT Model : WTM1D15
Test Mode : Charge 7.5W
D19W6

Data No. : 21
Phase : LINE
Engineer : Chucky Chiu
Test Rating : 120Vac/60Hz

	Freq. (MHz)	AMN Factor (dB)	Cable Loss (dB)	Pulse Att. (dB)	Reading (dBμV)	Emission Level (dBμV)	Limits (dBμV)	Margin (dB)	Remark
1	0.156	10.20	0.03	9.85	12.42	32.50	55.70	23.20	Average
2	0.156	10.20	0.03	9.85	20.91	40.99	65.70	24.71	QP
3	0.179	10.20	0.03	9.85	17.84	37.92	54.51	16.59	Average
4	0.179	10.20	0.03	9.85	22.64	42.72	64.51	21.79	QP
5	0.519	10.20	0.03	9.85	-0.38	19.70	46.00	26.30	Average
6	0.519	10.20	0.03	9.85	7.25	27.33	56.00	28.67	QP
7	2.109	10.30	0.06	9.86	1.37	21.59	46.00	24.41	Average
8	2.109	10.30	0.06	9.86	10.95	31.17	56.00	24.83	QP
9	8.779	10.36	0.13	9.88	3.04	23.41	50.00	26.59	Average
10	8.779	10.36	0.13	9.88	9.62	29.99	60.00	30.01	QP
11	22.531	10.60	0.21	9.96	1.16	21.93	50.00	28.07	Average
12	22.531	10.60	0.21	9.96	8.83	29.60	60.00	30.40	QP

Remarks: 1. Emission Level= AMN Factor + Cable Loss + Pulse Att. + Reading.
2. If the average limit is met when using a quasi-peak detector, the EUT shall be deemed to meet both limits and measurement with average detector is unnecessary.

This test report may be reproduced in full only. The document may only be updated by Audix Technology Corp. personnel. Any changes will be noted in the Document History section of the report.

Audix Technology Corp.
No. 491, Zhongfu Rd., Linkou Dist.,
New Taipei City244, Taiwan

Tel: +886 2 26099301
Fax: +886 2 26099303

Test Date	2021/02/24	Temp./Hum.	26℃/49%
Host Model	D19W6	Test Mode	10W
Test Voltage	AC 120V 60Hz (Via Personal Computer)	Tested By	Chucky Chiu

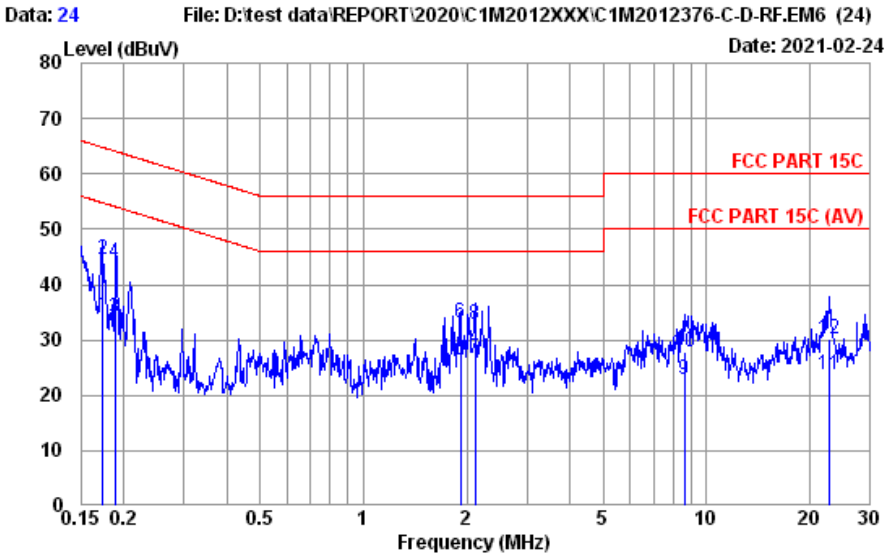

Site No. : No.8 Shielded Room
Instrument 1 : Receiver ESR(774)
Instrument 2 : ENV432 (567)(A)|CE-08|ESH3-Z2 (354)
Limit : FCC PART 15C
Environment : 26*C / 49%
EUT Model : WTM1D15
Test Mode : Charge 10W
D19W6

Data No. : 24
Phase : NEUTRAL
Engineer : Chucky Chiu
Test Rating : 120Vac/60Hz

	Freq. (MHz)	AMN Factor (dB)	Cable Loss (dB)	Pulse Att. (dB)	Reading (dBμV)	Emission Level (dBμV)	Limits (dBμV)	Margin (dB)	Remark
1	0.174	10.20	0.03	9.85	14.13	34.21	54.78	20.57	Average
2	0.174	10.20	0.03	9.85	24.53	44.61	64.78	20.17	QP
3	0.189	10.20	0.03	9.85	14.02	34.10	54.08	19.98	Average
4	0.189	10.20	0.03	9.85	23.74	43.82	64.08	20.26	QP
5	1.920	10.30	0.06	9.86	6.03	26.25	46.00	19.75	Average
6	1.920	10.30	0.06	9.86	12.76	32.98	56.00	23.02	QP
7	2.111	10.30	0.06	9.86	6.39	26.61	46.00	19.39	Average
8	2.111	10.30	0.06	9.86	12.71	32.93	56.00	23.07	QP
9	8.640	10.46	0.13	9.88	2.39	22.86	50.00	27.14	Average
10	8.640	10.46	0.13	9.88	7.46	27.93	60.00	32.07	QP
11	22.771	10.96	0.21	9.96	2.56	23.69	50.00	26.31	Average
12	22.771	10.96	0.21	9.96	9.16	30.29	60.00	29.71	QP

Remarks: 1. Emission Level= AMN Factor + Cable Loss + Pulse Att. + Reading.
2. If the average limit is met when using a quasi-peak detector, the EUT shall be deemed to meet both limits and measurement with average detector is unnecessary.

This test report may be reproduced in full only. The document may only be updated by Audix Technology Corp. personnel. Any changes will be noted in the Document History section of the report.

Audix Technology Corp.
No. 491, Zhongfu Rd., Linkou Dist.,
New Taipei City244, Taiwan

Tel: +886 2 26099301
Fax: +886 2 26099303

Test Date	2021/02/24	Temp./Hum.	26℃/49%
Host Model	D19W6	Test Mode	10W
Test Voltage	AC 120V 60Hz (Via Personal Computer)	Tested By	Chucky Chiu

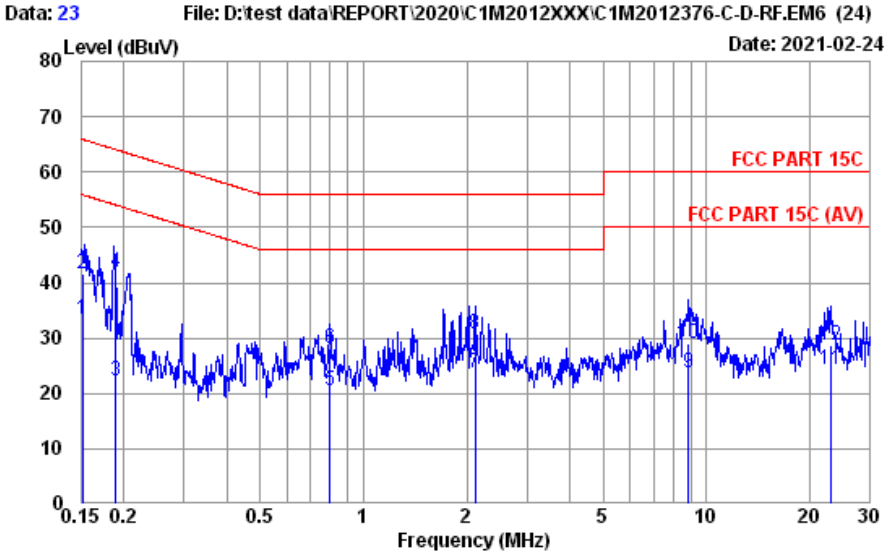

Site No. : No.8 Shielded Room
Instrument 1 : Receiver ESR(774)
Instrument 2 : ENV432 (567)(A)|CE-08|ESH3-Z2 (354)
Limit : FCC PART 15C
Environment : 26*C / 49%
EUT Model : WTM1D15
Test Mode : Charge 10W
D19W6

Data No. : 23
Phase : LINE
Engineer : Chucky Chiu
Test Rating : 120Vac/60Hz

	Freq. (MHz)	AMN Factor (dB)	Cable Loss (dB)	Pulse Att. (dB)	Reading (dBμV)	Emission Level (dBμV)	Limits (dBμV)	Margin (dB)	Remark
1	0.151	10.20	0.03	9.85	13.18	33.26	55.92	22.66	Average
2	0.151	10.20	0.03	9.85	21.66	41.74	65.92	24.18	QP
3	0.189	10.20	0.03	9.85	2.26	22.34	54.07	31.73	Average
4	0.189	10.20	0.03	9.85	21.96	42.04	64.07	22.03	QP
5	0.799	10.20	0.04	9.85	0.46	20.55	46.00	25.45	Average
6	0.799	10.20	0.04	9.85	8.18	28.27	56.00	27.73	QP
7	2.111	10.30	0.06	9.86	3.48	23.70	46.00	22.30	Average
8	2.111	10.30	0.06	9.86	10.62	30.84	56.00	25.16	QP
9	8.873	10.37	0.13	9.88	3.26	23.64	50.00	26.36	Average
10	8.873	10.37	0.13	9.88	8.53	28.91	60.00	31.09	QP
11	23.133	10.60	0.21	9.96	3.60	24.37	50.00	25.63	Average
12	23.133	10.60	0.21	9.96	8.04	28.81	60.00	31.19	QP

Remarks: 1. Emission Level= AMN Factor + Cable Loss + Pulse Att. + Reading.
2. If the average limit is met when using a quasi-peak detector, the EUT shall be deemed to meet both limits and measurement with average detector is unnecessary.

This test report may be reproduced in full only. The document may only be updated by Audix Technology Corp. personnel. Any changes will be noted in the Document History section of the report.

Audix Technology Corp.
No. 491, Zhongfu Rd., Linkou Dist.,
New Taipei City244, Taiwan
Tel: +886 2 26099301
Fax: +886 2 26099303

A.2 RADIATED SPURIOUS EMISSION

Test Date	2021/01/11~02/01	Temp./Hum.	15~19℃/58~67%
Test Voltage	AC 120V, 60Hz (Via Personal Computer)	Test By	Martin Chen

A.2.1. Frequency 9kHz~30MHz

Host Model	D20E2		
Test Frequency	127.4kHz	Test Mode	5W

Antenna at 0 Degree

Emission Frequency (kHz)	Antenna Factor (dB/m)	Cable Loss (dB)	Read Level (dBμV)	Emission Level (dBμV/m)	Limits (dBμV/m)	Margin (dB)	Detector
127.400	18.270	0.040	69.790	88.10	105.50	17.40	Peak
382.200	18.500	0.060	37.340	55.90	95.96	40.06	Peak
637.000	18.470	0.070	37.560	56.10	71.52	15.42	QP
891.800	18.420	0.090	31.390	49.90	68.60	18.70	QP
1146.600	18.390	0.100	25.910	44.40	66.42	22.02	QP

Antenna at 90 Degree

Emission Frequency (kHz)	Antenna Factor (dB/m)	Cable Loss (dB)	Read Level (dBμV)	Emission Level (dBμV/m)	Limits (dBμV/m)	Margin (dB)	Detector
127.400	18.270	0.040	66.390	84.70	105.50	20.80	Peak
382.200	18.500	0.060	44.140	62.70	95.96	33.26	Peak
637.000	18.470	0.070	34.060	52.60	71.52	18.92	QP
891.800	18.420	0.090	28.090	46.60	68.60	22.00	QP
1146.600	18.390	0.100	23.410	41.90	66.42	24.52	QP

Note: 1. All emissions are lower than the ambient level cannot be measured.
2. Emission Level=Antenna Factor + Cable Loss + Meter Reading (including Preamp factor if test used)
3. The Peak value has been compliance with Average limit, thus measurement with Average is not needed.

This test report may be reproduced in full only. The document may only be updated by Audix Technology Corp. personnel. Any changes will be noted in the Document History section of the report.

Audix Technology Corp.
No. 491, Zhongfu Rd., Linkou Dist.,
New Taipei City244, Taiwan
Tel: +886 2 26099301
Fax: +886 2 26099303

Host Model	D20E2		
Test Frequency	127.3kHz	Test Mode	7.5W

Antenna at 0 Degree

Emission Frequency (kHz)	Antenna Factor (dB/m)	Cable Loss (dB)	Read Level (dBμV)	Emission Level (dBμV/m)	Limits (dBμV/m)	Margin (dB)	Detector
127.300	18.270	0.040	66.390	84.70	105.51	20.81	Peak
381.900	18.500	0.060	45.140	63.70	95.97	32.27	Peak
636.500	18.470	0.070	35.660	54.20	71.53	17.33	QP
891.100	18.420	0.090	29.890	48.40	68.61	20.21	QP
1145.700	18.390	0.100	25.910	44.40	66.42	22.02	QP

Antenna at 90 Degree

Emission Frequency (kHz)	Antenna Factor (dB/m)	Cable Loss (dB)	Read Level (dBμV)	Emission Level (dBμV/m)	Limits (dBμV/m)	Margin (dB)	Detector
127.300	18.270	0.040	63.690	82.00	105.51	23.51	Peak
381.900	18.500	0.060	42.440	61.00	95.97	34.97	Peak
636.500	18.470	0.070	32.860	51.40	71.53	20.13	QP
891.100	18.420	0.090	27.590	46.10	68.61	22.51	QP
1145.700	18.390	0.100	23.910	42.40	66.42	24.02	QP

Note: 1. All emissions are lower than the ambient level cannot be measured.
2. Emission Level=Antenna Factor + Cable Loss + Meter Reading (including Preamp factor if test used)
3. The Peak value has been compliance with Average limit, thus measurement with Average is not needed.

This test report may be reproduced in full only. The document may only be updated by Audix Technology Corp. personnel. Any changes will be noted in the Document History section of the report.

Audix Technology Corp.
No. 491, Zhongfu Rd., Linkou Dist.,
New Taipei City244, Taiwan
Tel: +886 2 26099301
Fax: +886 2 26099303

Host Model	D20E2		
Test Frequency	127.2kHz	Test Mode	10W

Antenna at 0 Degree

Emission Frequency (kHz)	Antenna Factor (dB/m)	Cable Loss (dB)	Read Level (dBμV)	Emission Level (dBμV/m)	Limits (dBμV/m)	Margin (dB)	Detector
127.200	18.270	0.040	72.290	90.60	105.51	14.91	Peak
381.600	18.500	0.060	50.140	68.70	95.97	27.27	Peak
636.000	18.470	0.070	40.860	59.40	71.54	12.14	QP
890.400	18.420	0.090	34.890	53.40	68.61	15.21	QP
1144.800	18.390	0.100	30.310	48.80	66.43	17.63	QP

Antenna at 90 Degree

Emission Frequency (kHz)	Antenna Factor (dB/m)	Cable Loss (dB)	Read Level (dBμV)	Emission Level (dBμV/m)	Limits (dBμV/m)	Margin (dB)	Detector
127.200	18.270	0.040	68.490	86.80	105.51	18.71	Peak
381.600	18.500	0.060	46.740	65.30	95.97	30.67	Peak
636.000	18.470	0.070	37.160	55.70	71.54	15.84	QP
890.400	18.420	0.090	31.290	49.80	68.61	18.81	QP
1144.800	18.390	0.100	26.810	45.30	66.43	21.13	QP

Note: 1. All emissions are lower than the ambient level cannot be measured.
2. Emission Level=Antenna Factor + Cable Loss + Meter Reading (including Preamp factor if test used)
3. The Peak value has been compliance with Average limit, thus measurement with Average is not needed.

This test report may be reproduced in full only. The document may only be updated by Audix Technology Corp. personnel. Any changes will be noted in the Document History section of the report.

Audix Technology Corp.
No. 491, Zhongfu Rd., Linkou Dist.,
New Taipei City244, Taiwan
Tel: +886 2 26099301
Fax: +886 2 26099303

Host Model	D19W6		
Test Frequency	127.5kHz	Test Mode	5W

Antenna at 0 Degree

Emission Frequency (kHz)	Antenna Factor (dB/m)	Cable Loss (dB)	Read Level (dBμV)	Emission Level (dBμV/m)	Limits (dBμV/m)	Margin (dB)	Detector
127.500	18.270	0.040	64.790	83.10	105.49	22.39	Peak
382.500	18.500	0.060	32.040	50.60	95.95	45.35	Peak
637.500	18.470	0.070	33.060	51.60	71.51	19.91	QP
892.500	18.420	0.090	26.290	44.80	68.59	23.79	QP
1147.500	18.390	0.100	20.110	38.60	66.41	27.81	QP

Antenna at 90 Degree

Emission Frequency (kHz)	Antenna Factor (dB/m)	Cable Loss (dB)	Read Level (dBμV)	Emission Level (dBμV/m)	Limits (dBμV/m)	Margin (dB)	Detector
127.500	18.270	0.040	61.090	79.40	105.49	26.09	Peak
382.500	18.500	0.060	36.540	55.10	95.95	40.85	Peak
637.500	18.470	0.070	29.360	47.90	71.51	23.61	QP
892.500	18.420	0.090	23.090	41.60	68.59	26.99	QP
1147.500	18.390	0.100	17.310	35.80	66.41	30.61	QP

Note: 1. All emissions are lower than the ambient level cannot be measured.
2. Emission Level=Antenna Factor + Cable Loss + Meter Reading (including Preamp factor if test used)
3. The Peak value has been compliance with Average limit, thus measurement with Average is not needed.

This test report may be reproduced in full only. The document may only be updated by Audix Technology Corp. personnel. Any changes will be noted in the Document History section of the report.

Audix Technology Corp.
No. 491, Zhongfu Rd., Linkou Dist.,
New Taipei City244, Taiwan
Tel: +886 2 26099301
Fax: +886 2 26099303

Host Model	D19W6		
Test Frequency	127.5kHz	Test Mode	7.5W

Antenna at 0 Degree

Emission Frequency (kHz)	Antenna Factor (dB/m)	Cable Loss (dB)	Read Level (dBμV)	Emission Level (dBμV/m)	Limits (dBμV/m)	Margin (dB)	Detector
127.500	18.270	0.040	60.790	79.10	105.49	26.39	Peak
382.500	18.500	0.060	39.840	58.40	95.95	37.55	Peak
637.500	18.470	0.070	30.760	49.30	71.51	22.21	QP
892.500	18.420	0.090	25.090	43.60	68.59	24.99	QP
1147.500	18.390	0.100	20.410	38.90	66.41	27.51	QP

Antenna at 90 Degree

Emission Frequency (kHz)	Antenna Factor (dB/m)	Cable Loss (dB)	Read Level (dBμV)	Emission Level (dBμV/m)	Limits (dBμV/m)	Margin (dB)	Detector
127.500	18.270	0.040	63.690	77.20	105.49	28.29	Peak
382.500	18.500	0.060	42.440	55.70	95.95	40.25	Peak
637.500	18.470	0.070	32.860	46.90	71.51	24.61	QP
892.500	18.420	0.090	27.590	41.80	68.59	26.79	QP
1147.500	18.390	0.100	23.910	37.80	66.41	28.61	QP

Note: 1. All emissions are lower than the ambient level cannot be measured.
2. Emission Level=Antenna Factor + Cable Loss + Meter Reading (including Preamp factor if test used)
3. The Peak value has been compliance with Average limit, thus measurement with Average is not needed.

This test report may be reproduced in full only. The document may only be updated by Audix Technology Corp. personnel. Any changes will be noted in the Document History section of the report.

Audix Technology Corp.
No. 491, Zhongfu Rd., Linkou Dist.,
New Taipei City244, Taiwan
Tel: +886 2 26099301
Fax: +886 2 26099303

Host Model	D19W6		
Test Frequency	127.2kHz	Test Mode	10W

Antenna at 0 Degree

Emission Frequency (kHz)	Antenna Factor (dB/m)	Cable Loss (dB)	Read Level (dBμV)	Emission Level (dBμV/m)	Limits (dBμV/m)	Margin (dB)	Detector
127.200	18.270	0.040	66.790	85.10	105.51	20.41	Peak
381.600	18.500	0.060	44.240	62.80	95.97	33.17	Peak
636.000	18.470	0.070	35.360	53.90	71.54	17.64	QP
890.400	18.420	0.090	29.390	47.90	68.61	20.71	QP
1144.800	18.390	0.100	25.710	44.20	66.43	22.23	QP

Antenna at 90 Degree

Emission Frequency (kHz)	Antenna Factor (dB/m)	Cable Loss (dB)	Read Level (dBμV)	Emission Level (dBμV/m)	Limits (dBμV/m)	Margin (dB)	Detector
127.200	18.270	0.040	62.890	81.20	105.51	24.31	Peak
381.600	18.500	0.060	41.540	60.10	95.97	35.87	Peak
636.000	18.470	0.070	32.060	50.60	71.54	20.94	QP
890.400	18.420	0.090	26.290	44.80	68.61	23.81	QP
1144.800	18.390	0.100	22.110	40.60	66.43	25.83	QP

Note: 1. All emissions are lower than the ambient level cannot be measured.
2. Emission Level=Antenna Factor + Cable Loss + Meter Reading (including Preamp factor if test used)
3. The Peak value has been compliance with Average limit, thus measurement with Average is not needed.

This test report may be reproduced in full only. The document may only be updated by Audix Technology Corp. personnel. Any changes will be noted in the Document History section of the report.

Audix Technology Corp.
No. 491, Zhongfu Rd., Linkou Dist.,
New Taipei City244, Taiwan
Tel: +886 2 26099301
Fax: +886 2 26099303

A.2.2. Frequency 30MHz ~ 1000MHz

Host Model	D20E2		
Test Frequency	127.4kHz	Test Mode	5W

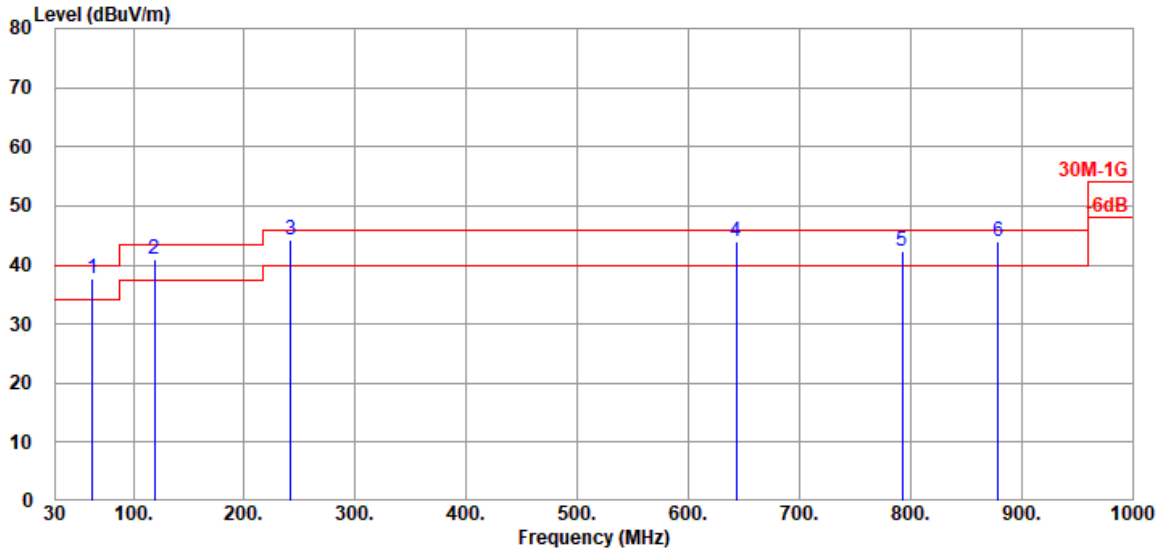

Antenna at Horizontal Polarization

Emission Frequency (MHz)	Antenna Factor (dB/m)	Cable Loss (dB)	Preamp Gain (dB)	Read Level (dBμV)	Emission Level (dBμV/m)	Limits (dBμV/m)	Margin (dB)	Detector
62.980	12.53	1.89	26.44	49.80	37.78	40.00	2.22	Peak
119.240	18.68	2.67	26.20	45.75	40.90	43.50	2.60	Peak
241.460	18.17	3.94	25.79	48.04	44.36	46.00	1.64	Peak
643.040	24.88	7.28	27.49	39.34	44.01	46.00	1.99	Peak
792.420	26.04	8.09	27.42	35.58	42.29	46.00	3.71	Peak
878.750	26.67	8.59	27.19	35.91	43.98	46.00	2.02	Peak

Note: Emission Level=Antenna Factor + Cable Loss-Preamp Gain + Reading

This test report may be reproduced in full only. The document may only be updated by Audix Technology Corp. personnel. Any changes will be noted in the Document History section of the report.

Audix Technology Corp.
No. 491, Zhongfu Rd., Linkou Dist.,
New Taipei City244, Taiwan
Tel: +886 2 26099301
Fax: +886 2 26099303

Host Model	D20E2		
Test Frequency	127.4kHz	Test Mode	5W

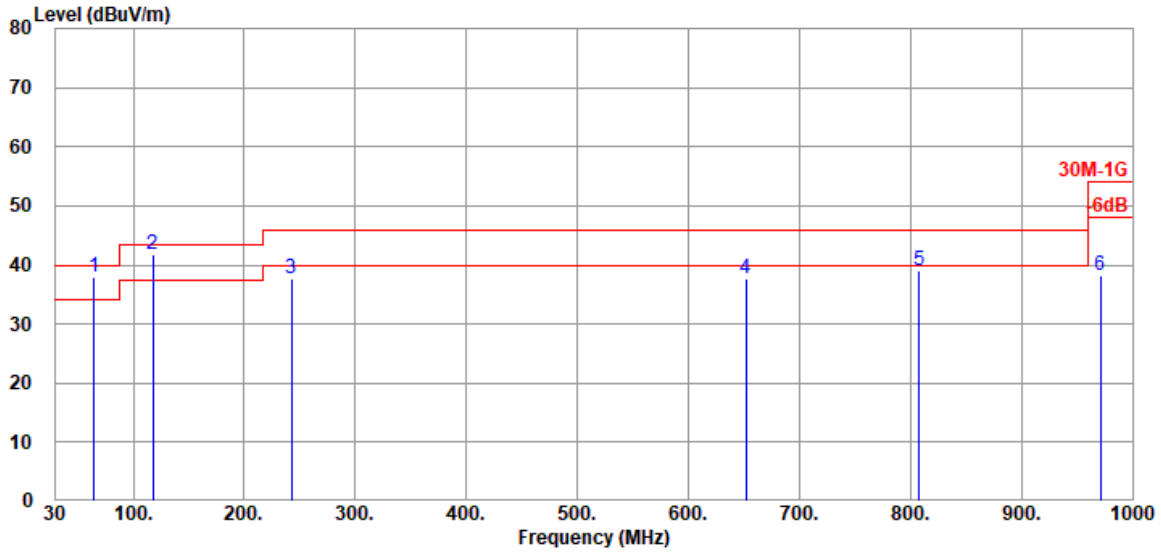

Antenna at Vertical Polarization

Emission Frequency (MHz)	Antenna Factor (dB/m)	Cable Loss (dB)	Preamp Gain (dB)	Read Level (dBμV)	Emission Level (dBμV/m)	Limits (dBμV/m)	Margin (dB)	Detector
64.920	12.52	1.92	26.43	49.94	37.95	40.00	2.05	Peak
117.300	18.49	2.64	26.22	46.77	41.68	43.50	1.82	Peak
242.430	18.23	3.95	25.79	41.21	37.60	46.00	8.40	Peak
651.770	24.90	7.33	27.49	32.94	37.68	46.00	8.32	Peak
807.940	26.16	8.18	27.39	32.21	39.16	46.00	6.84	Peak
970.900	27.25	9.03	26.92	28.87	38.23	54.00	15.77	Peak

Note: Emission Level=Antenna Factor + Cable Loss-Preamp Gain + Reading

This test report may be reproduced in full only. The document may only be updated by Audix Technology Corp. personnel. Any changes will be noted in the Document History section of the report.

Audix Technology Corp.
No. 491, Zhongfu Rd., Linkou Dist.,
New Taipei City244, Taiwan

Tel: +886 2 26099301
Fax: +886 2 26099303

Host Model	D20E2		
Test Frequency	127.3kHz	Test Mode	7.5W

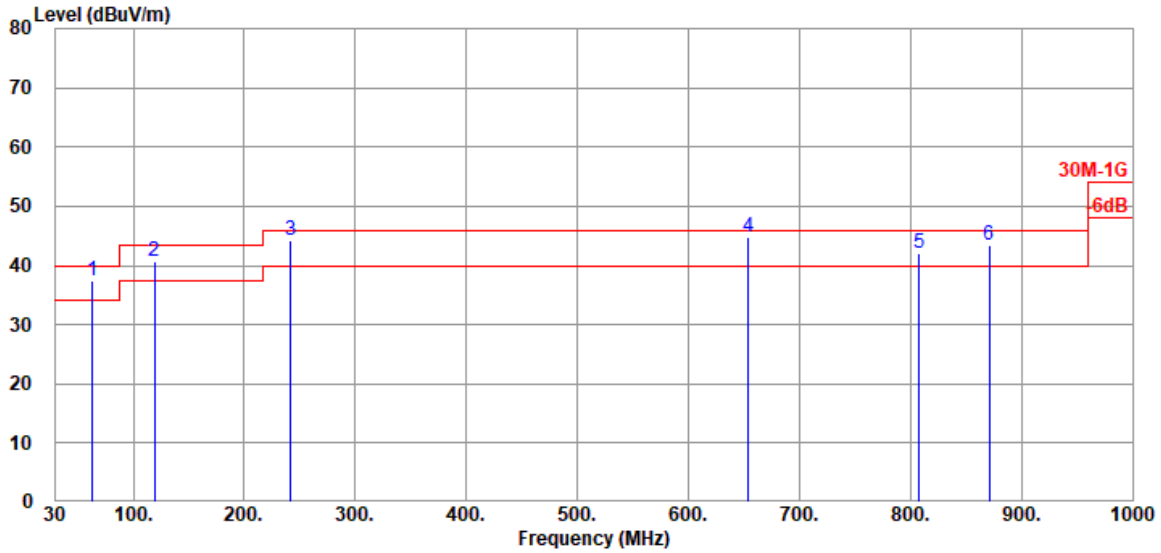

Antenna at Horizontal Polarization

Emission Frequency (MHz)	Antenna Factor (dB/m)	Cable Loss (dB)	Preamp Gain (dB)	Read Level (dBμV)	Emission Level (dBμV/m)	Limits (dBμV/m)	Margin (dB)	Detector
62.980	12.53	1.89	26.44	49.54	37.52	40.00	2.48	Peak
119.240	18.68	2.67	26.20	45.66	40.81	43.50	2.69	Peak
241.460	18.17	3.94	25.79	47.79	44.11	46.00	1.89	Peak
653.710	24.90	7.35	27.49	39.95	44.71	46.00	1.29	Peak
807.940	26.16	8.18	27.39	35.15	42.10	46.00	3.90	Peak
870.990	26.63	8.55	27.22	35.33	43.29	46.00	2.71	Peak

Note: Emission Level=Antenna Factor + Cable Loss-Preamp Gain + Reading

This test report may be reproduced in full only. The document may only be updated by Audix Technology Corp. personnel. Any changes will be noted in the Document History section of the report.

Audix Technology Corp.
No. 491, Zhongfu Rd., Linkou Dist.,
New Taipei City244, Taiwan

Tel: +886 2 26099301
Fax: +886 2 26099303

Host Model	D20E2		
Test Frequency	127.3kHz	Test Mode	7.5W

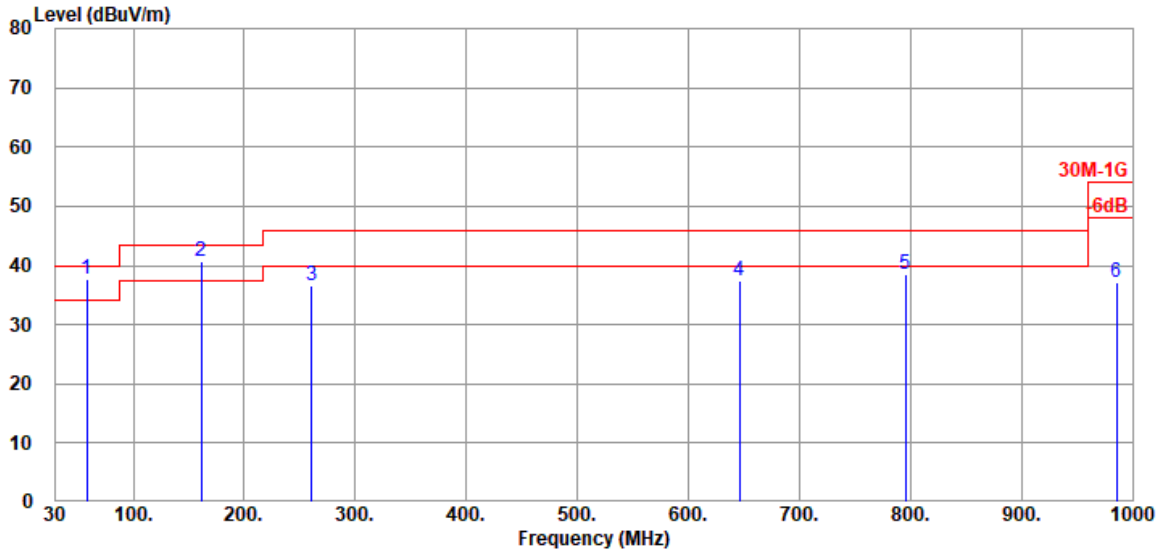

Antenna at Vertical Polarization

Emission Frequency (MHz)	Antenna Factor (dB/m)	Cable Loss (dB)	Preamp Gain (dB)	Read Level (dBμV)	Emission Level (dBμV/m)	Limits (dBμV/m)	Margin (dB)	Detector
58.130	12.90	1.79	26.46	49.56	37.79	40.00	2.21	Peak
160.950	16.43	3.18	26.01	47.16	40.76	43.50	2.74	Peak
260.860	18.83	4.13	25.76	39.43	36.63	46.00	9.37	Peak
645.950	24.89	7.30	27.49	32.81	37.51	46.00	8.49	Peak
795.330	26.07	8.11	27.42	31.77	38.53	46.00	7.47	Peak
985.450	27.32	9.10	26.87	27.61	37.16	54.00	16.84	Peak

Note: Emission Level=Antenna Factor + Cable Loss-Preamp Gain + Reading

This test report may be reproduced in full only. The document may only be updated by Audix Technology Corp. personnel. Any changes will be noted in the Document History section of the report.

Audix Technology Corp.
No. 491, Zhongfu Rd., Linkou Dist.,
New Taipei City244, Taiwan

Tel: +886 2 26099301
Fax: +886 2 26099303

Host Model	D20E2		
Test Frequency	127.2kHz	Test Mode	10W

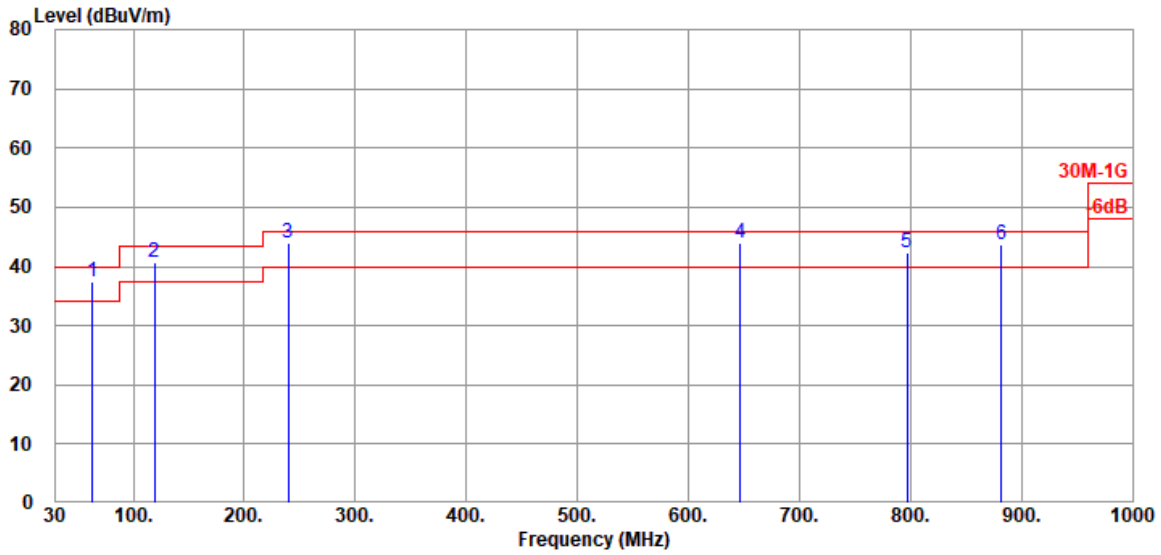

Antenna at Horizontal Polarization

Emission Frequency (MHz)	Antenna Factor (dB/m)	Cable Loss (dB)	Preamp Gain (dB)	Read Level (dBμV)	Emission Level (dBμV/m)	Limits (dBμV/m)	Margin (dB)	Detector
62.980	12.53	1.89	26.44	49.32	37.30	40.00	2.70	Peak
119.240	18.68	2.67	26.20	45.49	40.64	43.50	2.86	Peak
239.520	18.02	3.92	25.79	47.74	43.89	46.00	2.11	Peak
646.920	24.89	7.30	27.49	39.28	43.98	46.00	2.02	Peak
797.270	26.07	8.12	27.42	35.46	42.23	46.00	3.77	Peak
881.660	26.69	8.61	27.19	35.51	43.62	46.00	2.38	Peak

Note: Emission Level=Antenna Factor + Cable Loss-Preamp Gain + Reading

This test report may be reproduced in full only. The document may only be updated by Audix Technology Corp. personnel. Any changes will be noted in the Document History section of the report.

Audix Technology Corp.
No. 491, Zhongfu Rd., Linkou Dist.,
New Taipei City244, Taiwan

Tel: +886 2 26099301
Fax: +886 2 26099303

Host Model	D20E2		
Test Frequency	127.2kHz	Test Mode	10W

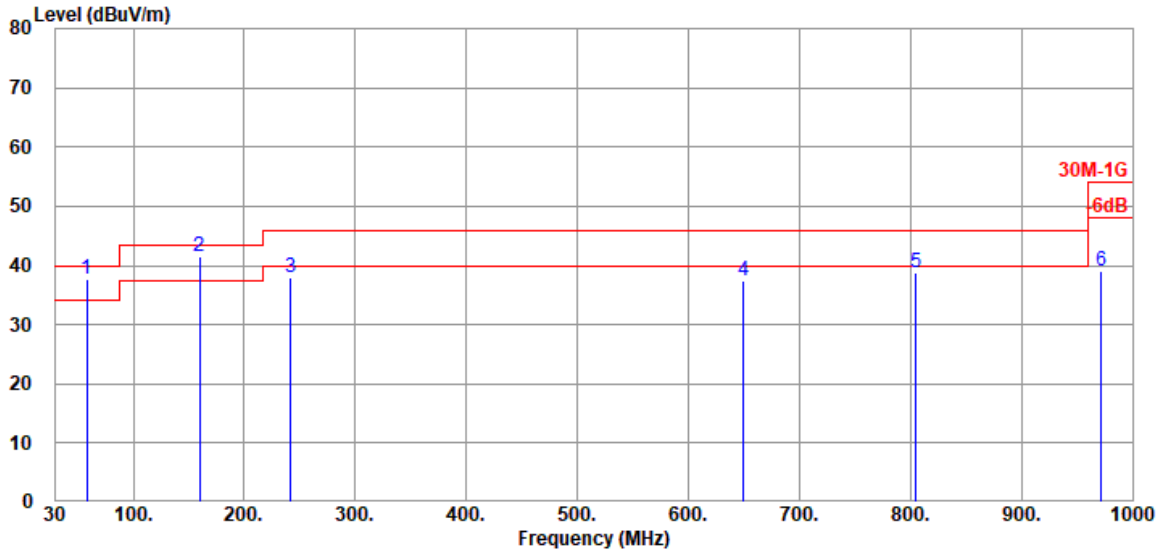

Antenna at Vertical Polarization

Emission Frequency (MHz)	Antenna Factor (dB/m)	Cable Loss (dB)	Preamp Gain (dB)	Read Level (dBμV)	Emission Level (dBμV/m)	Limits (dBμV/m)	Margin (dB)	Detector
58.130	12.90	1.79	26.46	49.56	37.79	40.00	2.21	Peak
159.980	16.53	3.17	26.01	47.85	41.54	43.50	1.96	Peak
241.460	18.17	3.94	25.79	41.59	37.91	46.00	8.09	Peak
649.830	24.89	7.32	27.49	32.65	37.37	46.00	8.63	Peak
805.030	26.14	8.16	27.41	31.99	38.88	46.00	7.12	Peak
971.870	27.25	9.04	26.92	29.55	38.92	54.00	15.08	Peak

Note: Emission Level=Antenna Factor + Cable Loss-Preamp Gain + Reading

This test report may be reproduced in full only. The document may only be updated by Audix Technology Corp. personnel. Any changes will be noted in the Document History section of the report.

Audix Technology Corp.
No. 491, Zhongfu Rd., Linkou Dist.,
New Taipei City244, Taiwan

Tel: +886 2 26099301
Fax: +886 2 26099303

Host Model	D19W6		
Test Frequency	127.5kHz	Test Mode	5W

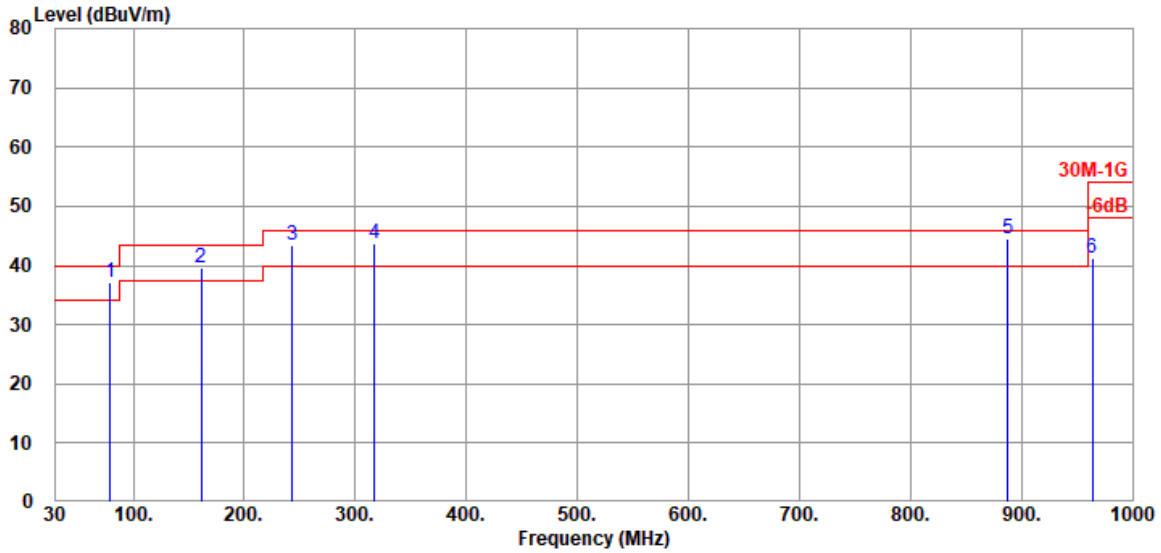

Antenna at Horizontal Polarization

Emission Frequency (MHz)	Antenna Factor (dB/m)	Cable Loss (dB)	Preamp Gain (dB)	Read Level (dBμV)	Emission Level (dBμV/m)	Limits (dBμV/m)	Margin (dB)	Detector
79.470	13.11	2.17	26.38	48.31	37.21	40.00	2.79	Peak
160.950	16.43	3.18	26.01	46.11	39.71	43.50	3.79	Peak
243.400	18.28	3.96	25.79	46.84	43.29	46.00	2.71	Peak
317.120	19.74	4.81	25.86	45.09	43.78	46.00	2.22	Peak
887.480	26.74	8.65	27.17	36.29	44.51	46.00	1.49	Peak
964.110	27.21	9.00	26.95	32.00	41.26	54.00	12.74	Peak

Note: Emission Level=Antenna Factor + Cable Loss-Preamp Gain + Reading

This test report may be reproduced in full only. The document may only be updated by Audix Technology Corp. personnel. Any changes will be noted in the Document History section of the report.

Audix Technology Corp.
No. 491, Zhongfu Rd., Linkou Dist.,
New Taipei City244, Taiwan

Tel: +886 2 26099301
Fax: +886 2 26099303

Host Model	D19W6		
Test Frequency	127.5kHz	Test Mode	5W

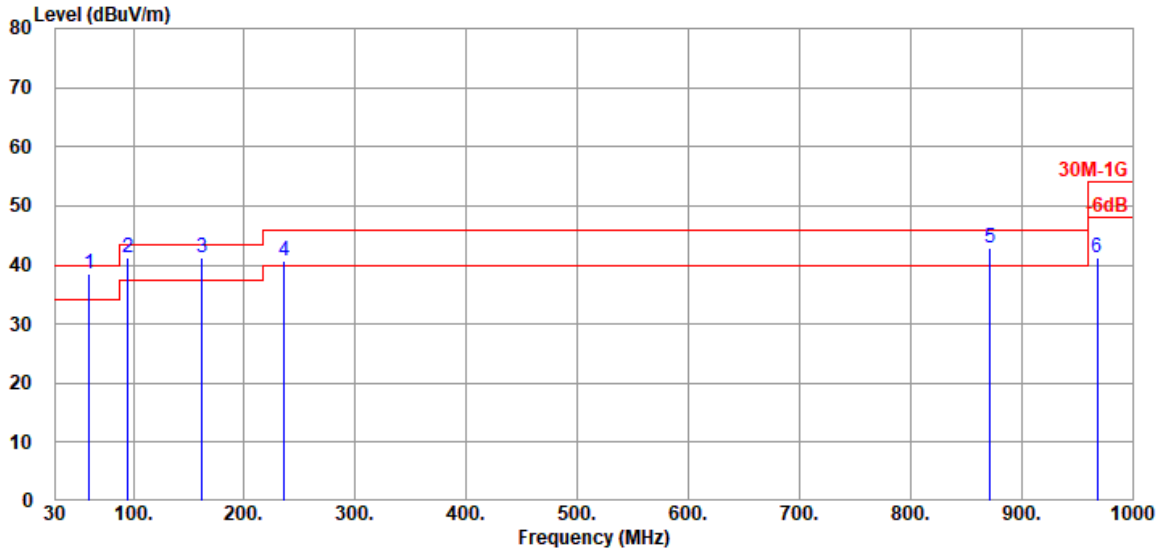

Antenna at Vertical Polarization

Emission Frequency (MHz)	Antenna Factor (dB/m)	Cable Loss (dB)	Preamp Gain (dB)	Read Level (dBμV)	Emission Level (dBμV/m)	Limits (dBμV/m)	Margin (dB)	Detector
60.070	12.55	1.83	26.45	50.47	38.40	40.00	1.60	Peak
94.990	15.74	2.37	26.33	49.52	41.30	43.50	2.20	Peak
161.920	16.34	3.19	26.01	47.79	41.31	43.50	2.19	Peak
235.640	17.80	3.88	25.80	44.93	40.81	46.00	5.19	Peak
871.960	26.63	8.55	27.22	34.78	42.74	46.00	3.26	Peak
967.990	27.23	9.02	26.92	31.99	41.32	54.00	12.68	Peak

Note: Emission Level=Antenna Factor + Cable Loss-Preamp Gain + Reading

This test report may be reproduced in full only. The document may only be updated by Audix Technology Corp. personnel. Any changes will be noted in the Document History section of the report.

Audix Technology Corp.
No. 491, Zhongfu Rd., Linkou Dist.,
New Taipei City244, Taiwan

Tel: +886 2 26099301
Fax: +886 2 26099303

Host Model	D19W6		
Test Frequency	127.5kHz	Test Mode	7.5W

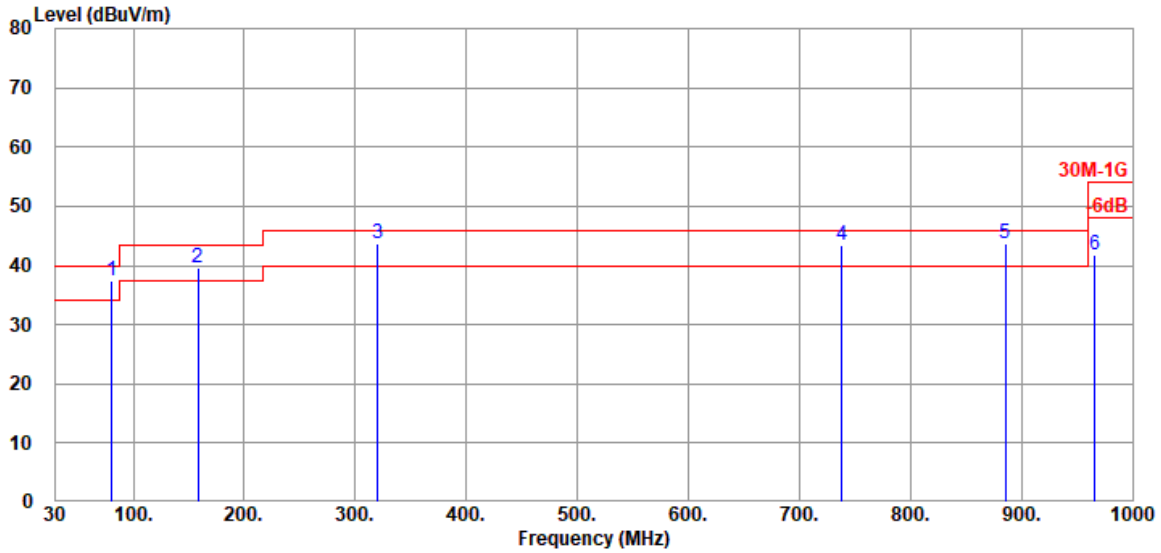

Antenna at Horizontal Polarization

Emission Frequency (MHz)	Antenna Factor (dB/m)	Cable Loss (dB)	Preamp Gain (dB)	Read Level (dBμV)	Emission Level (dBμV/m)	Limits (dBμV/m)	Margin (dB)	Detector
80.440	13.18	2.18	26.38	48.50	37.48	40.00	2.52	Peak
158.040	16.65	3.15	26.02	45.94	39.72	43.50	3.78	Peak
320.030	19.84	4.85	25.89	44.78	43.58	46.00	2.42	Peak
738.100	25.42	7.81	27.47	37.61	43.37	46.00	2.63	Peak
885.540	26.71	8.63	27.19	35.67	43.82	46.00	2.18	Peak
966.050	27.21	9.01	26.92	32.40	41.70	54.00	12.30	Peak

Note: Emission Level=Antenna Factor + Cable Loss-Preamp Gain + Reading

This test report may be reproduced in full only. The document may only be updated by Audix Technology Corp. personnel. Any changes will be noted in the Document History section of the report.

Audix Technology Corp.
No. 491, Zhongfu Rd., Linkou Dist.,
New Taipei City244, Taiwan

Tel: +886 2 26099301
Fax: +886 2 26099303

Host Model	D19W6		
Test Frequency	127.5kHz	Test Mode	7.5W

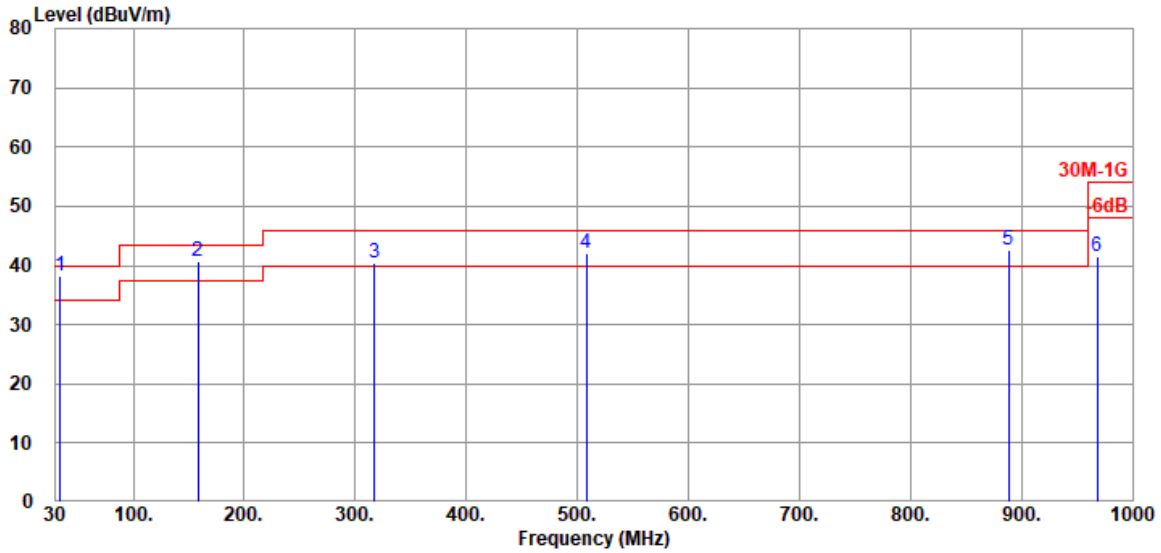

Antenna at Vertical Polarization

Emission Frequency (MHz)	Antenna Factor (dB/m)	Cable Loss (dB)	Preamp Gain (dB)	Read Level (dBμV)	Emission Level (dBμV/m)	Limits (dBμV/m)	Margin (dB)	Detector
33.880	22.55	1.32	26.52	40.82	38.17	40.00	1.83	Peak
158.040	16.65	3.15	26.02	46.86	40.64	43.50	2.86	Peak
317.120	19.74	4.81	25.86	41.64	40.33	46.00	5.67	Peak
508.210	23.61	6.94	27.25	38.62	41.92	46.00	4.08	Peak
888.450	26.74	8.65	27.17	34.43	42.65	46.00	3.35	Peak
967.990	27.23	9.02	26.92	32.19	41.52	54.00	12.48	Peak

Note: Emission Level=Antenna Factor + Cable Loss-Preamp Gain + Reading

This test report may be reproduced in full only. The document may only be updated by Audix Technology Corp. personnel. Any changes will be noted in the Document History section of the report.

Audix Technology Corp.
No. 491, Zhongfu Rd., Linkou Dist.,
New Taipei City244, Taiwan

Tel: +886 2 26099301
Fax: +886 2 26099303

Host Model	D19W6		
Test Frequency	127.2kHz	Test Mode	10W

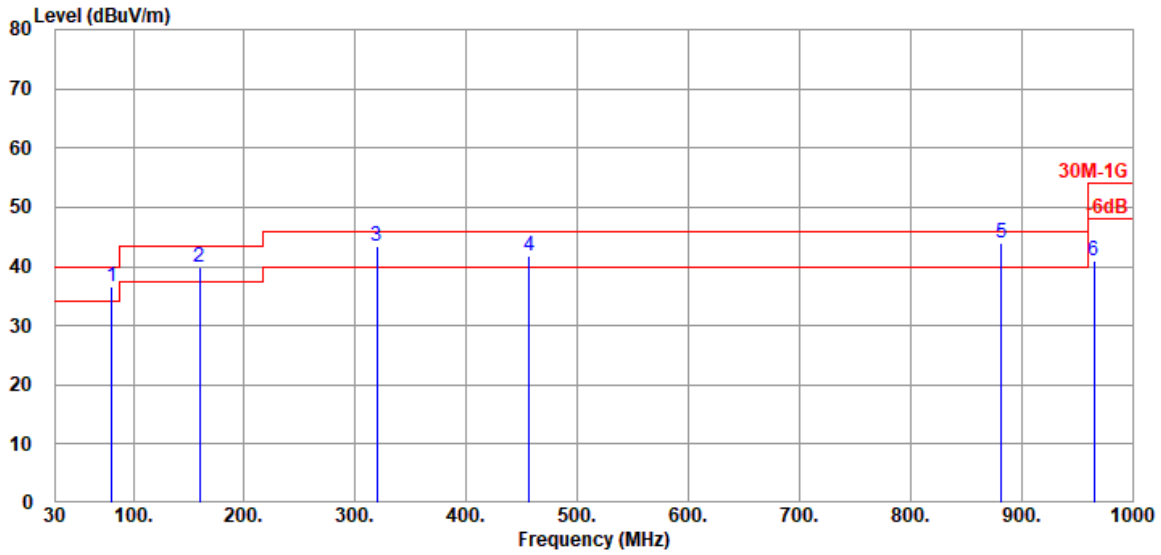

Antenna at Horizontal Polarization

Emission Frequency (MHz)	Antenna Factor (dB/m)	Cable Loss (dB)	Preamp Gain (dB)	Read Level (dBμV)	Emission Level (dBμV/m)	Limits (dBμV/m)	Margin (dB)	Detector
80.440	13.18	2.18	26.38	47.50	36.48	40.00	3.52	Peak
159.980	16.53	3.17	26.01	46.27	39.96	43.50	3.54	Peak
319.060	19.80	4.84	25.89	44.61	43.36	46.00	2.64	Peak
456.800	22.83	6.54	26.96	39.48	41.89	46.00	4.11	Peak
881.660	26.69	8.61	27.19	35.74	43.85	46.00	2.15	Peak
965.080	27.21	9.01	26.92	31.63	40.93	54.00	13.07	Peak

Note: Emission Level=Antenna Factor + Cable Loss-Preamp Gain + Reading

This test report may be reproduced in full only. The document may only be updated by Audix Technology Corp. personnel. Any changes will be noted in the Document History section of the report.

Audix Technology Corp.
No. 491, Zhongfu Rd., Linkou Dist.,
New Taipei City244, Taiwan

Tel: +886 2 26099301
Fax: +886 2 26099303

Host Model	D19W6		
Test Frequency	127.2kHz	Test Mode	10W

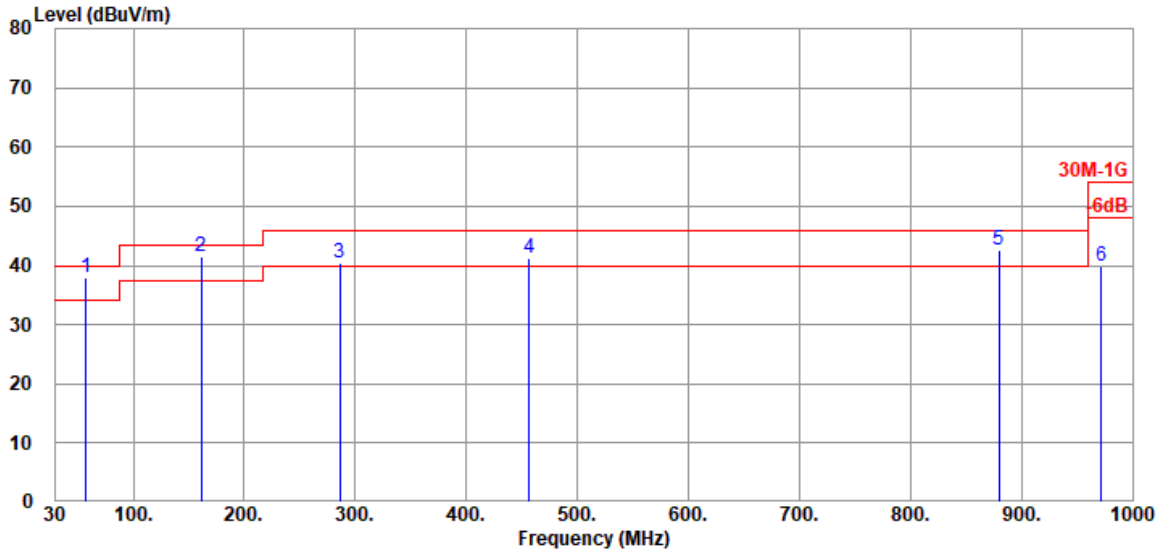

Antenna at Vertical Polarization

Emission Frequency (MHz)	Antenna Factor (dB/m)	Cable Loss (dB)	Preamp Gain (dB)	Read Level (dBμV)	Emission Level (dBμV/m)	Limits (dBμV/m)	Margin (dB)	Detector
57.160	13.10	1.78	26.47	49.43	37.84	40.00	2.16	Peak
160.950	16.43	3.18	26.01	47.83	41.43	43.50	2.07	Peak
286.080	19.12	4.40	25.72	42.66	40.46	46.00	5.54	Peak
456.800	22.83	6.54	26.96	38.87	41.28	46.00	4.72	Peak
879.720	26.67	8.60	27.19	34.57	42.65	46.00	3.35	Peak
971.870	27.25	9.04	26.92	30.38	39.75	54.00	14.25	Peak

Note: Emission Level=Antenna Factor + Cable Loss-Preamp Gain + Reading

This test report may be reproduced in full only. The document may only be updated by Audix Technology Corp. personnel. Any changes will be noted in the Document History section of the report.

Audix Technology Corp.
No. 491, Zhongfu Rd., Linkou Dist.,
New Taipei City244, Taiwan

Tel: +886 2 26099301
Fax: +886 2 26099303

A.3 20dB BANDWIDTH

Test Date	2021/01/11~02/01	Temp./Hum.	13~19℃/58~62%
Cable Loss	N/A	Test By	Martin Chen
Test Voltage	AC 120V, 60Hz (Via Personal Computer)		

Host Model	D20E2		
Test Frequency	127.4kHz	Test Mode	5W

Centre Frequency (kHz)	20 dB Bandwidth (Hz)
127.4	225
Measurement Plots	

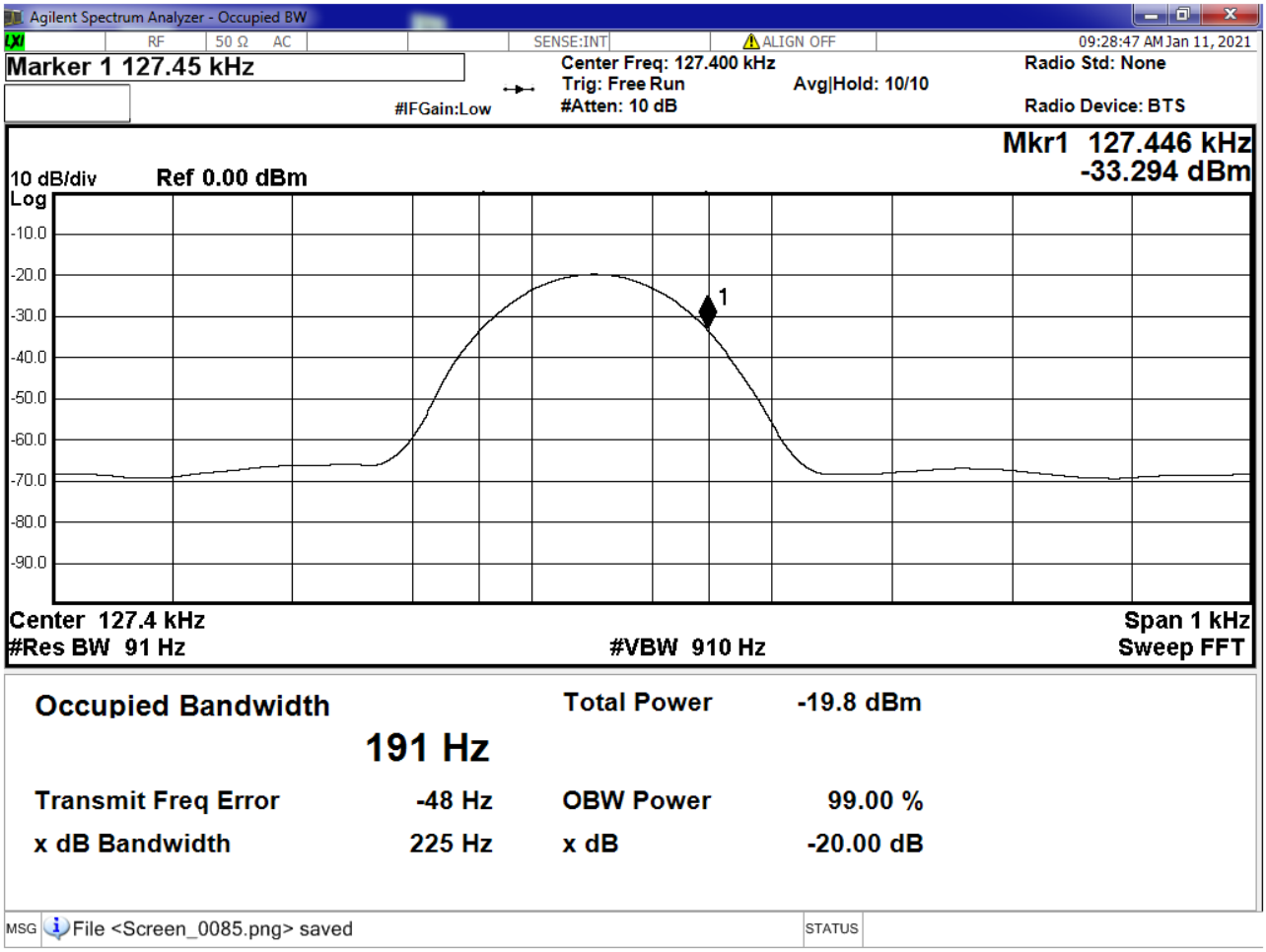

This test report may be reproduced in full only. The document may only be updated by Audix Technology Corp. personnel. Any changes will be noted in the Document History section of the report.

Audix Technology Corp.
No. 491, Zhongfu Rd., Linkou Dist.,
New Taipei City244, Taiwan

Tel: +886 2 26099301
Fax: +886 2 26099303

Host Model	D20E2		
Test Frequency	127.3kHz	Test Mode	7.5W

Centre Frequency (kHz)	20 dB Bandwidth (Hz)
127.3	225
Measurement Plots	

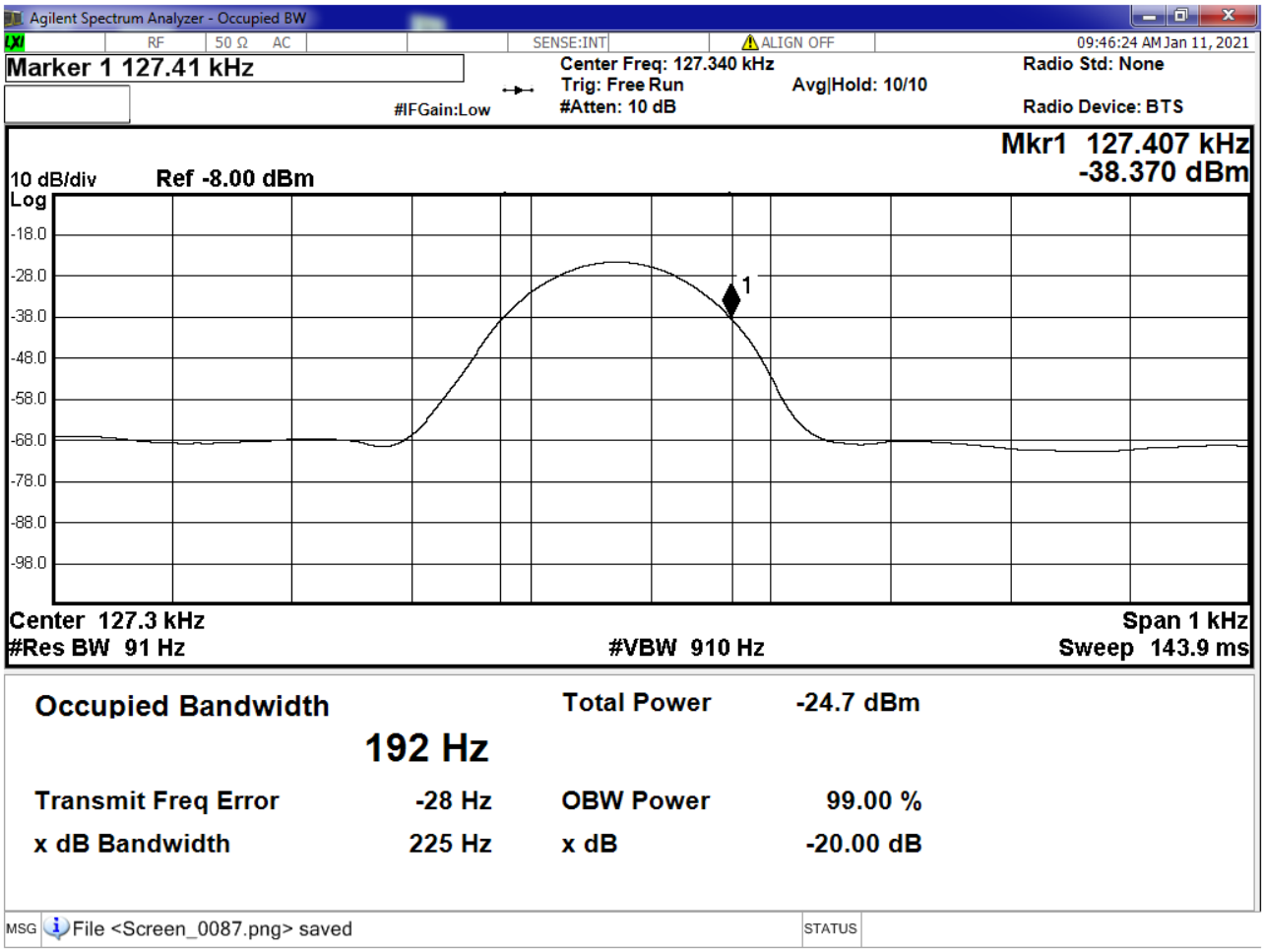

This test report may be reproduced in full only. The document may only be updated by Audix Technology Corp. personnel. Any changes will be noted in the Document History section of the report.

Audix Technology Corp.
No. 491, Zhongfu Rd., Linkou Dist.,
New Taipei City244, Taiwan

Tel: +886 2 26099301
Fax: +886 2 26099303

Host Model	D20E2		
Test Frequency	127.2kHz	Test Mode	10W

Centre Frequency (kHz)	20 dB Bandwidth (Hz)
127.2	224
Measurement Plots	

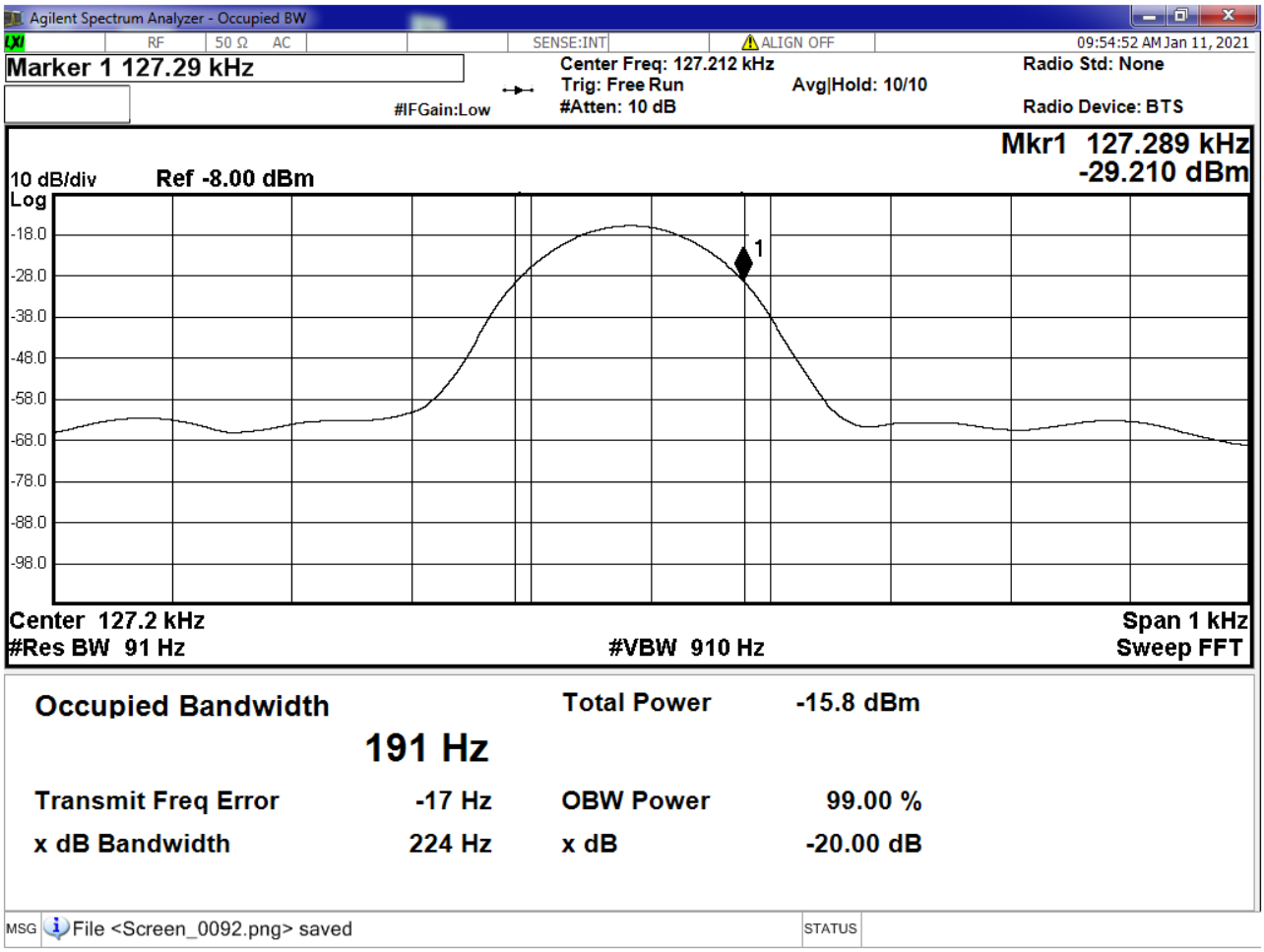

This test report may be reproduced in full only. The document may only be updated by Audix Technology Corp. personnel. Any changes will be noted in the Document History section of the report.

Audix Technology Corp.
No. 491, Zhongfu Rd., Linkou Dist.,
New Taipei City244, Taiwan

Tel: +886 2 26099301
Fax: +886 2 26099303

Host Model	D19W6		
Test Frequency	127.5kHz	Test Mode	5W

Centre Frequency (kHz)	20 dB Bandwidth (Hz)
127.5	222
Measurement Plots	

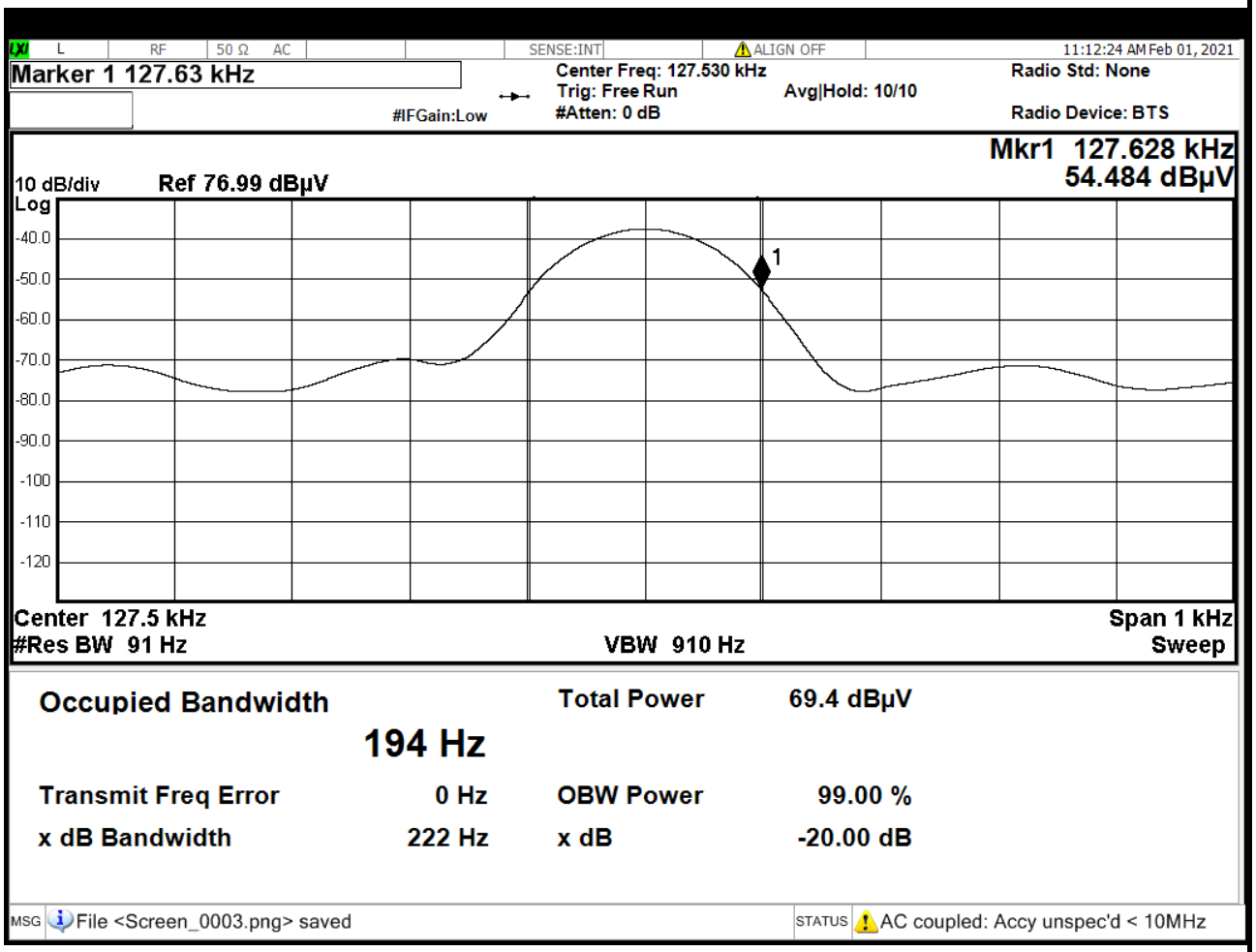

This test report may be reproduced in full only. The document may only be updated by Audix Technology Corp. personnel. Any changes will be noted in the Document History section of the report.

Audix Technology Corp.
No. 491, Zhongfu Rd., Linkou Dist.,
New Taipei City244, Taiwan

Tel: +886 2 26099301
Fax: +886 2 26099303

Host Model	D19W6		
Test Frequency	127.5kHz	Test Mode	7.5W

Centre Frequency (kHz)	20 dB Bandwidth (Hz)
127.5	219
Measurement Plots	

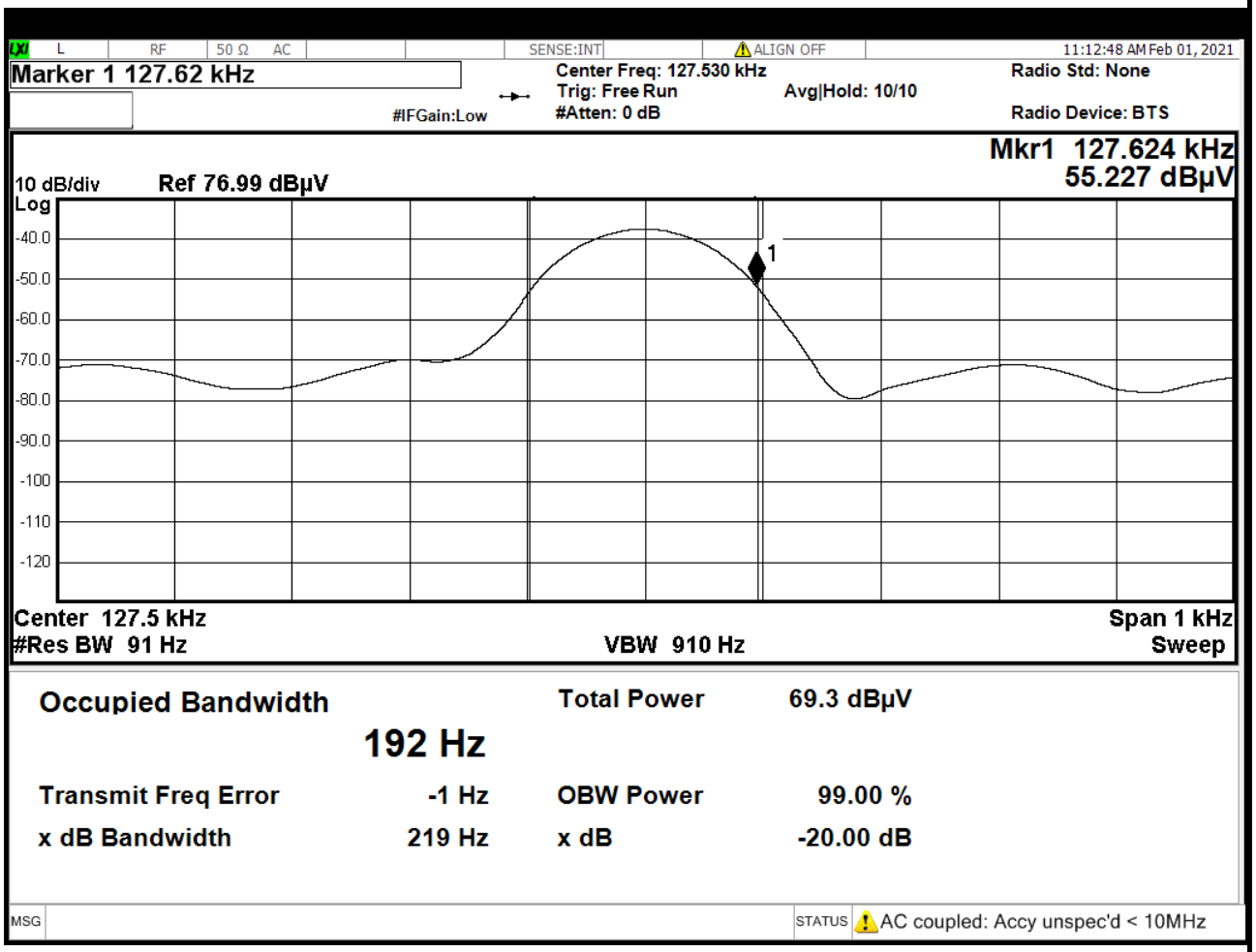

This test report may be reproduced in full only. The document may only be updated by Audix Technology Corp. personnel. Any changes will be noted in the Document History section of the report.

Audix Technology Corp.
No. 491, Zhongfu Rd., Linkou Dist.,
New Taipei City244, Taiwan

Tel: +886 2 26099301
Fax: +886 2 26099303

Host Model	D19W6		
Test Frequency	127.2kHz	Test Mode	10W

Centre Frequency (kHz)	20 dB Bandwidth (Hz)
127.2	226
Measurement Plots	

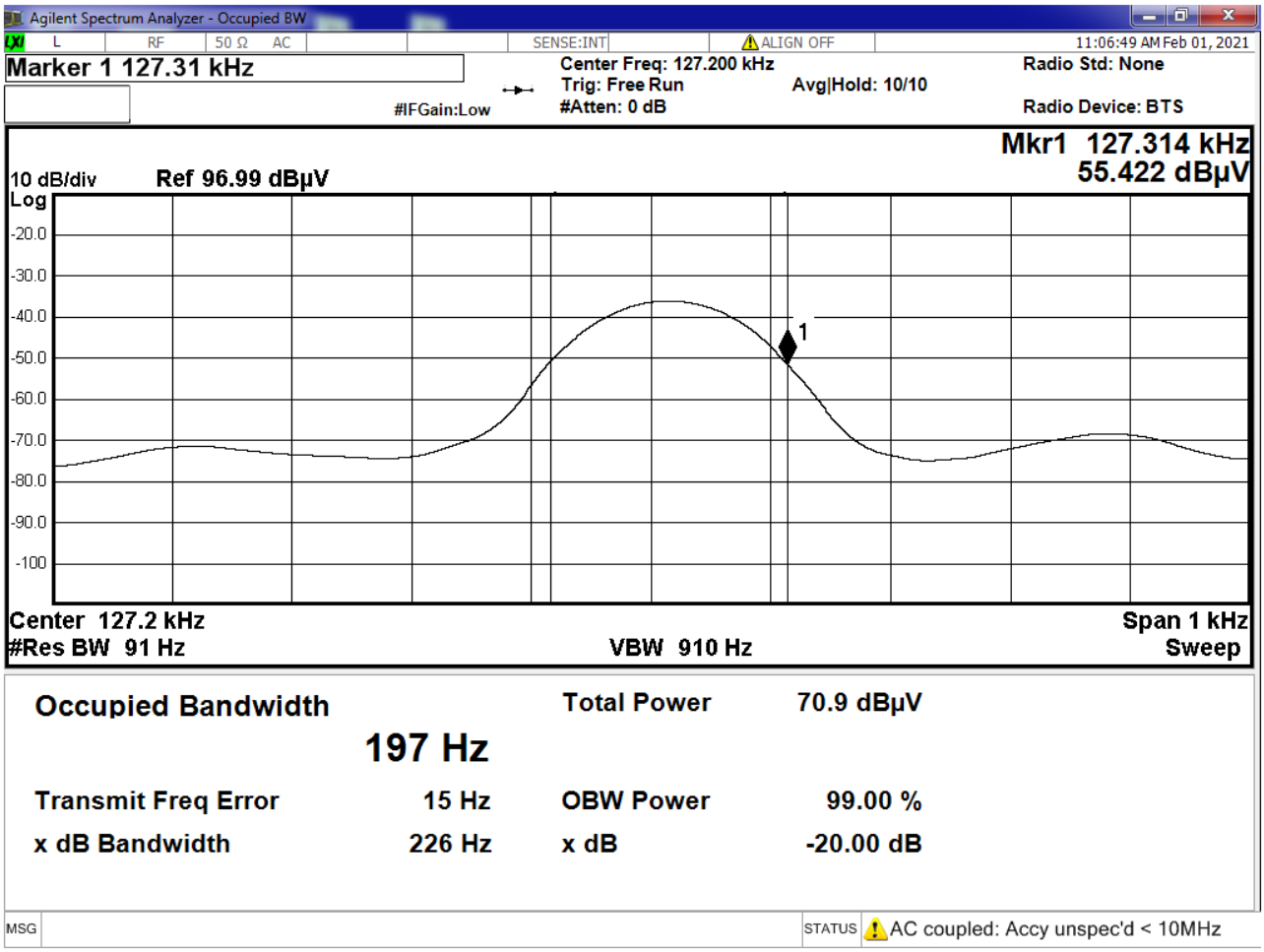

This test report may be reproduced in full only. The document may only be updated by Audix Technology Corp. personnel. Any changes will be noted in the Document History section of the report.

Audix Technology Corp.
No. 491, Zhongfu Rd., Linkou Dist.,
New Taipei City244,Taiwan

Tel: +886 2 26099301
Fax: +886 2 26099303

APPDNDIX B

TEST PHOTOGRAPHS

(Model: WTM1D15)

This test report may be reproduced in full only. The document may only be updated by Audix Technology Corp. personnel. Any changes will be noted in the Document History section of the report.