REV	DATE	DESCRIPTION	INIT
1.1	14.3.2013	M6x12->M6x16, quantity 2->3 pcs and o-rings added (24) Encapsulation silicone updated	JLa
1.2	15.3.2013	N-connector changed	JLa
1.3	26.6.2014	Cable glands updated, mechanics updated, torque specifications, label etc.	JLa
1.4	2.7.2014	Label revision updated	JLa
1.5	13.7.2014	Label modified	JLa
1.6	1.8.2014	Label revision marking removed	JLa
1.7	10.10.2014	GSM label added, Frame assembly rev correction Capri Gland number update	JLa

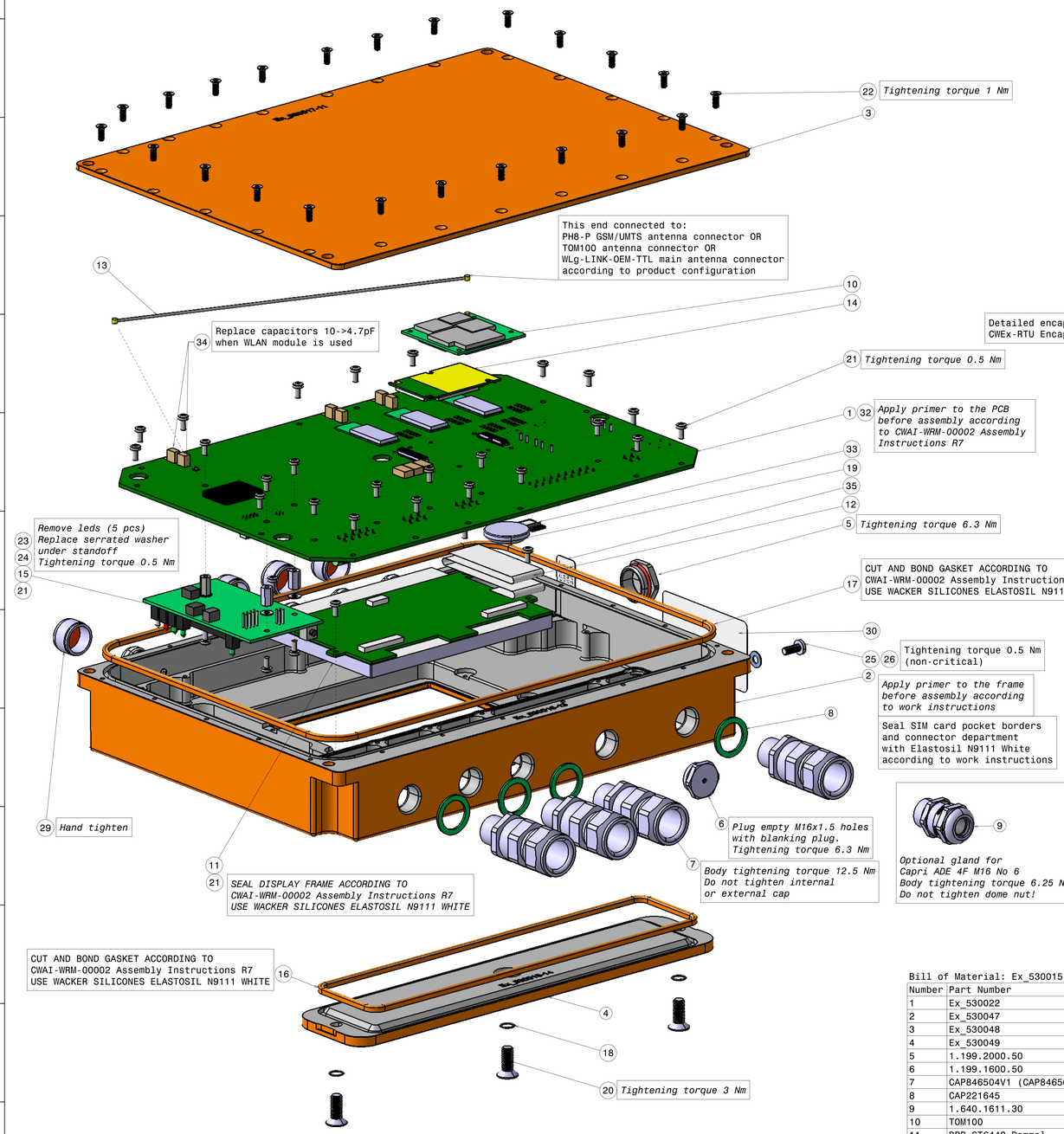

Isometric view
Scale: 1:1

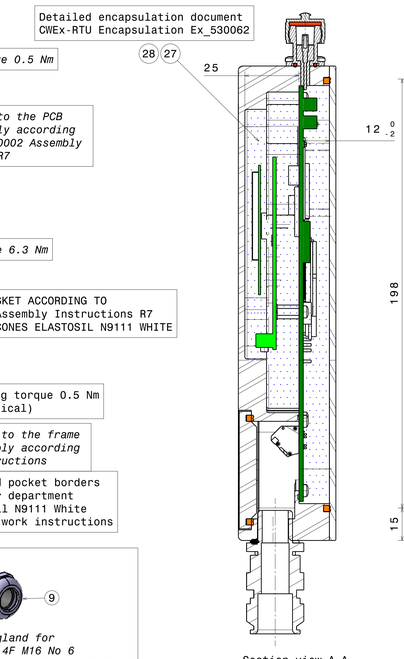

Section view A-A
Scale: 1:1

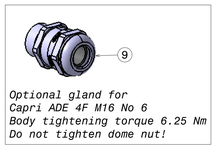

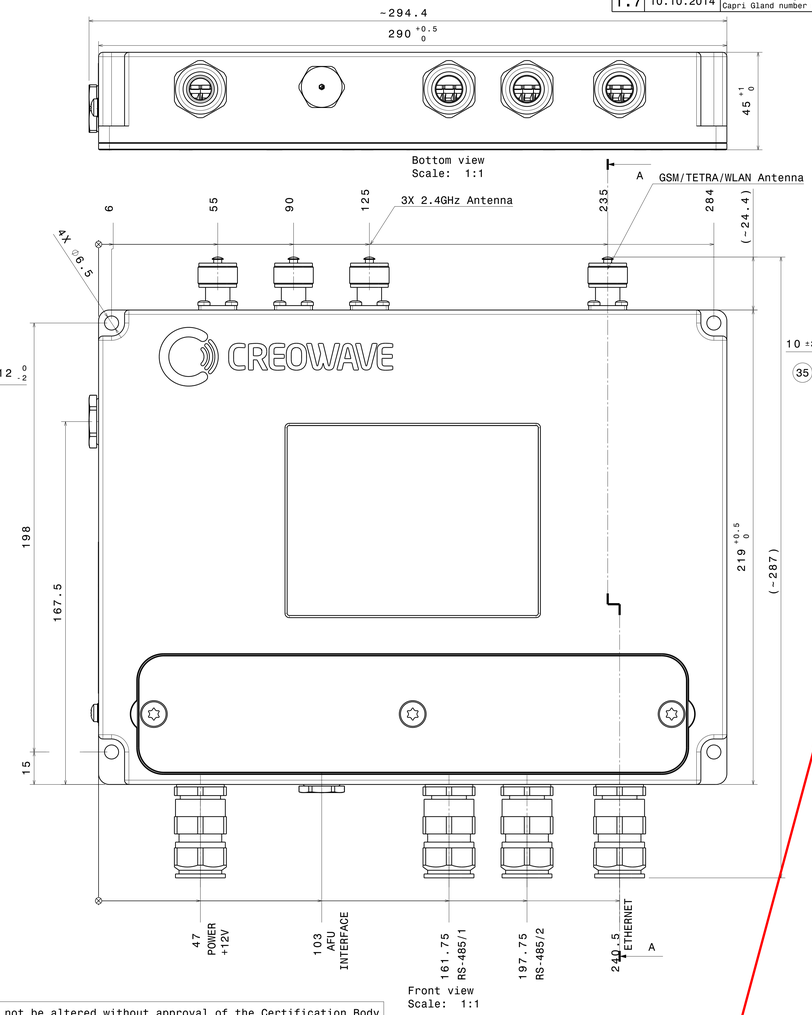

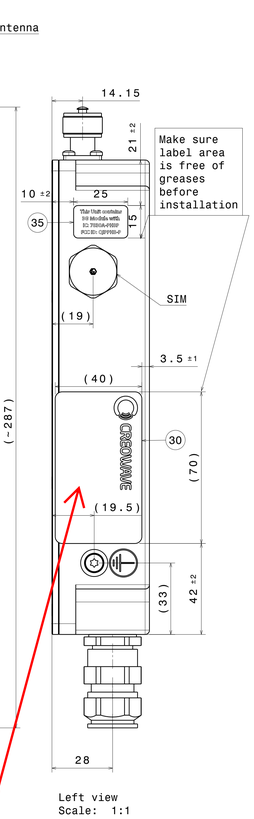

Label Location

Bill of Material: Ex_530015

*Safety component, may not be altered without approval of the Certification Body

Number	Part Number	Definition	Revision	Quantity	Comment
1	Ex_530022	CWEx-RTU PCB assembly		1	*
2	Ex_530047	CWEx-RTU Frame Assembly Painted	1.2	1	*
3	Ex_530048	CWEx-RTU Bottom Plate Painted	1.1	1	*
4	Ex_530049	CWEx-RTU Connector Cover Painting	1.2	1	*
5	1.199.2000.50	Hummel V-Ms-VMQ-Ex M20x1.5		1	*
6	1.199.1600.50	Hummel V-Ms-VMQ-Ex M16x1.5		0...4	* according to product configuration
7	CAP846504V1 (CAP846504)	Capri ADE 4F M16 No 6		0...4	* according to product configuration
8	CAP221645	Cooper Crouse-Hinds M16 Fiber Washer		0...4	* according to product configuration
9	1.640.1611.30	HSK-M-Ex M16x1.5		0...4	* according to product configuration
10	TOM100	Motorola Tetra Modem		0(1)	according to product configuration
11	DPP-CT6448 Demmel	LCD Panel		1	
12	FJ-20-D-08.00-4	Samtec FPC Flex Cable jumper		1	
13	U.FL-2LP-088K1T-A-(200)	Hirose RF cable assembly dia. 1.37mm length 200mm		1	
14	PH8-P	Cinterion		0(1)	according to product configuration
15	WLg-LINK-OEM-TTL	Acksys Wifi Module		0(1)	according to product configuration
16	16114-03-D50-ORA-NPS(-SPL)	Environmental Seal Double-D Gaskets		532mm	*
17	16114-03-D50-ORA-NPS(-SPL)	Environmental Seal Double-D Gaskets		914mm	*
18	OR 5,82 X 1,2 NBR70	O-ring		3	*
19	CR2450	Energizer 3.0V (Li/MnO2)		1	*
20	DIN965 T30 A2 M6x16	Countersunk screw		3	
21	DIN 7985 TX10 A2 M3 x 6	Pan Head Machine Screw		32 (26)	32 pcs if WLg-LINK-OEM-TTL installed
22	DIN965 A2 TX10 M3x8	Countersunk Machine Screw		23	
23	05.03.103	Ettinger Hex-Standoff M3x10		2 (0)	2 pcs if WLg-LINK-OEM-TTL installed
24	DIN 125A ZN M3/3.2	M3 Washer		3 (0)	3 pcs if WLg-LINK-OEM-TTL installed
25	DIN 7985 A2 M4x10	Pan Head Machine Screw		1	
26	DIN 125A A2 M4/4.3	M4 Washer		1	
27	QSil 550 A	ACC Silicones potting component A		0,95 kg	*
28	QSil 550 B	ACC Silicones potting component B		0,95 kg	*
29	202102-10	AMPHENOL CONNEX, N MALE CAP, NO CHAIN		4	
30	Ex_530057	CWEx-R7 Ex Label		1	*
31	ELASTOSIL N9111 WHITE	WACKER SILICONES		~1.5 ml	*
32	Primer No 3	ACC Silicones Primer		~10 ml	*For frame and PCB priming before encapsulation
33	Micro SD SDHC 32 GB	MicroSD Card		1	For example "Kingston"
34	2500V 4.7pF Ceramic Capacitor	Check RTU PCB documentation for approved types		0 (2)	2 pcs if WLg-LINK-OEM-TTL installed
35	Ex_530064	CWEx-R7 GSM Label		1(0)	Installed when PH8-P 3G Modem used

This drawing is our property. It can't be reproduced or communicated without our written agreement.

CREOWAVE

DRAWN BY JLa	DATE 10.10.2014	DRAWING TITLE CWEx-RTU Assembly	
CHECKED BY TVå	DATE 10.10.2014	SIZE A0	DRAWING NUMBER Ex_530015	REV 1.7
DESIGNED BY JLa	DATE 10.10.2014	SCALE 1:1	WEIGHT(kg) ~5	SHEET 1/1