FCC Radio Test Report

FCC ID: 2AC5EHP-6250ABT

Original Grant

Report No.	:	TB-FCC150612
Applicant	:	HIGH HIT ENTERPRISE CO., LTD.
Equipment Under Test (EUT)		
EUT Name	:	PA ACTIVE STEREO SPEAKER BUILT IN BLUETOOTH
Model No.	:	HP-6250AUBT
Series Model No.	:	Please see the page of 4
Brand Name	:	HIhits
Receipt Date	:	2016-11-29
Test Date	:	2016-11-30 to 2016-12-08
Issue Date	:	2016-12-09
Standards	:	FCC Part 15: 2016, Subpart C(15.247)
Test Method	:	ANSI C63.10: 2013
Conclusions	:	**PASS**

In the configuration tested, the EUT complied with the standards specified above,
The EUT technically complies with the FCC requirements

Test/Witness Engineer	:	Ivan Su
Approved& Authorized	:	Roy Hu

SHENZHEN TOBY TECHNOLOGY CO., LTD. TOBY

This report details the results of the testing carried out on one sample. The results contained in this test report do not relate to other samples of the same product. The manufacturer should ensure that all products in series production are in conformity with the product sample detailed in the report.

1A/F., Bldg.6, Yusheng Industrial Zone, The National Road No.107 Xixiang Section 467, Xixiang, Bao'an, Shenzhen, China
Tel: +86 75526509301 Fax: +86 75526509195

Contents

CONTENTS 2
1. GENERAL INFORMATION ABOUT EUT 4
1.1 Client Information 4
1.2 General Description of EUT (Equipment Under Test) 4
1.3 Block Diagram Showing the Configuration of System Tested 5
1.4 Description of Support Units 5
1.5 Description of Test Mode 6
1.6 Description of Test Software Setting 6
1.7 Measurement Uncertainty 7
1.8 Test Facility 7
2. TEST SUMMARY 8
3. TEST EQUIPMENT 9
4. CONDUCTED EMISSION TEST 10
4.1 Test Standard and Limit 10
4.2 Test Setup 10
4.3 Test Procedure 10
4.4 EUT Operating Mode 11
4.5 Test Data 11
5. RADIATED EMISSION TEST 16
5.1 Test Standard and Limit 16
5.2 Test Setup 17
5.3 Test Procedure 18
5.4 EUT Operating Condition 18
6. RESTRICTED BANDS REQUIREMENT 37
6.1 Test Standard and Limit 37
6.2 Test Setup 37
6.3 Test Procedure 37
6.4 EUT Operating Condition 38
6.4 Test Data 38
7. NUMBER OF HOPPING CHANNEL 51
7.1 Test Standard and Limit 51
7.2 Test Setup 51
7.3 Test Procedure 51
7.4 EUT Operating Condition 51
7.5 Test Data 51
8. AVERAGE TIME OF OCCUPANCY 53
8.1 Test Standard and Limit 53
8.2 Test Setup 53
8.3 Test Procedure 53

8.4 EUT Operating Condition 53
8.5 Test Data 54
9. CHANNEL SEPARATION AND BANDWIDTH TEST 72
9.1 Test Standard and Limit 72
9.2 Test Setup 72
9.3 Test Procedure 72
9.4 EUT Operating Condition 72
9.5 Test Data 73
10. PEAK OUTPUT POWER TEST 85
10.1 Test Standard and Limit 85
10.2 Test Setup 85
10.3 Test Procedure 85
10.4 EUT Operating Condition 85
10.5 Test Data 86
11. ANTENNA REQUIREMENT 92
11.1 Standard Requirement 92
11.2 Antenna Connected Construction 92

1. General Information about EUT

1.1 Client Information

Applicant	:	HIGH HIT ENTERPRISE CO., LTD.
Address	:	6F-3,NO.29-1,LANE 169,KANG-NING ST.,SHI-CHIH CITY, TAIPEI HSIEN, TAIWAN
Manufacturer	:	HIGH HIT ELECTRONICS(SHENZHEN)CO., LTD
Address	:	BUILDING 25, AREA C, BUYONG INDUSTRIAL RD., SHAJING TOWN, BAOAN ZONE, SHENZHEN CITY, CHINA

1.2 General Description of EUT (Equipment Under Test)

EUT Name	:	PA ACTIVE STEREO SPEAKER BUILT IN BLUETOOTH	
Models No.	:	HP-6250AUBT, HP-6250Abt, HP-6250AU, HP-6250A, HP-5240AU, HP-5240A, HP-5240AUbt, HP-5240Abt, HY-513A40, HY-513A40U, HY-513A40bt, HY-513A40Ubt	
Model Difference	:	All these models are identical in the same PCB layout and electrical circuit, the only difference is model name for commercial.	
Product Description	:	Operation Frequency:	Bluetooth: 2402~2480 MHz
		Number of Channel:	Bluetooth: 79 Channels See Note 2
		Max Peak Output Power:	Bluetooth: 4.300 dBm(GFSK)
		Antenna Gain:	0 dBi PCB Antenna
		Modulation Type:	GFSK 1Mbps(1 Mbps) π/4-DQPSK(2 Mbps) 8-DPSK(3 Mbps)
Power Supply	:	DC Voltage supplied from Switching Adapter.	
Power Rating	:	Input: AC 100-240V~50/60Hz 1.5A Output: 20V⎓3.0A	
Connecting I/O Port(S)	:	Please refer to the User's Manual	

Note:

(1) For a more detailed features description, please refer to the manufacturer's specifications or the User's Manual.

(2) Channel List:

Bluetooth Channel List					
Channel	**Frequency (MHz)**	**Channel**	**Frequency (MHz)**	**Channel**	**Frequency (MHz)**
00	**2402**	27	2429	54	2456
01	2403	28	2430	55	2457
02	2404	29	2431	56	2458

03	2405	30	2432	57	2459
04	2406	31	2433	58	2460
05	2407	32	2434	59	2461
06	2408	33	2435	60	2462
07	2409	34	2436	61	2463
08	2410	35	2437	62	2464
09	2411	36	2438	63	2465
10	2412	37	2439	64	2466
11	2413	38	2440	65	2467
12	2414	**39**	**2441**	66	2468
13	2415	40	2442	67	2469
14	2416	41	2443	68	2470
15	2417	42	2444	69	2471
16	2418	43	2445	70	2472
17	2419	44	2446	71	2473
18	2420	45	2447	72	2474
19	2421	46	2448	73	2475
20	2422	47	2449	74	2476
21	2423	48	2450	75	2477
22	2424	49	2451	76	2478
23	2425	50	2452	77	2479
24	2426	51	2453	**78**	**2480**
25	2427	52	2454		
26	2428	53	2455		

(3) The Antenna information about the equipment is provided by the applicant.

1.3 Block Diagram Showing the Configuration of System Tested

AC Charging with TX Mode

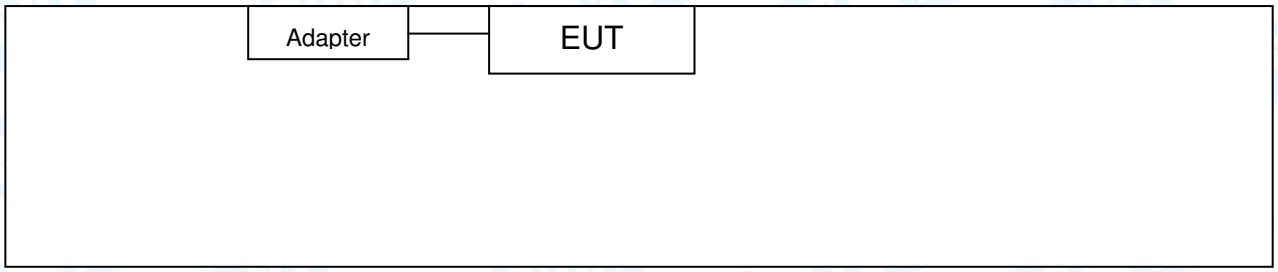

1.4 Description of Support Units

The EUT has been test as an independent unit

1.5 Description of Test Mode

To investigate the maximum EMI emission characteristics generates from EUT, the test system was pre-scanning tested base on the consideration of following EUT operation mode or test configuration mode which possible have effect on EMI emission level. Each of these EUT operation mode(s) or test configuration mode(s) mentioned follow was evaluated respectively.

For Conducted Test	
Final Test Mode	**Description**
Mode 1	AC Charging with TX GFSK Mode

For Radiated Test	
Final Test Mode	**Description**
Mode 1	AC Charging with TX GFSK Mode
Mode 2	TX Mode(GFSK) Channel 00/39/78
Mode 3	TX Mode(π/4-DQPSK) Channel 00/39/78
Mode 4	TX Mode(8-DPSK) Channel 00/39/78
Mode 5	Hopping Mode(GFSK)
Mode 6	Hopping Mode(π/4-DQPSK)
Mode 7	Hopping Mode(8-DPSK)

Note:

(1) For all test, we have verified the construction and function in typical operation. And all the test modes were carried out with the EUT in transmitting operation in maximum power with all kinds of data rate. We have pretested all the test modes above.
According to ANSI C63.10 standards, the measurements are performed at the highest, middle, lowest available channels, and the worst case data rate as follows:
TX Mode: GFSK (1 Mbps)
TX Mode: π/4-DQPSK (2 Mbps)
TX Mode: 8-DPSK (3Mbps)

(2) The EUT is considered a portable unit; it was pre-tested on the positioned of each 3 axis, X-plane, Y-plane and Z-plane. The worst case was found positioned on X-plane as the normal use. Therefore only the test data of this X-plane was used for radiated emission measurement test.

1.6 Description of Test Software Setting

During testing channel power controlling software provided by the customer was used to control the operating channel as well as the output power level. The RF output power selection is for the setting of RF output power expected by the customer and is going to be fixed on the firmware of the final end product power parameters of Bluetooth mode.

Test Software Version	Authentication Test Tool For EC/FCC		
Frequency	2402 MHz	2441MHz	2480 MHz
GFSK	DEF	DEF	DEF
π/4-DQPSK	DEF	DEF	DEF
8-DPSK	DEF	DEF	DEF

1.7 Measurement Uncertainty

The reported uncertainty of measurement y ± U, where expended uncertainty U is based on a standard uncertainty multiplied by a coverage factor of k=2, providing a level of confidence of approximately 95 %.

Test Item	Parameters	Expanded Uncertainty (U_{Lab})
Conducted Emission	Level Accuracy: 9kHz~150kHz 150kHz to 30MHz	 ±3.42 dB ±3.42 dB
Radiated Emission	Level Accuracy: 9kHz to 30 MHz	±4.60 dB
Radiated Emission	Level Accuracy: 30MHz to 1000 MHz	±4.40 dB
Radiated Emission	Level Accuracy: Above 1000MHz	±4.20 dB

1.8 Test Facility

The testing report were performed by the Shenzhen Toby Technology Co., Ltd., in their facilities located at 1A/F., Bldg.6, Yusheng Industrial Zone, The National Road No.107 Xixiang Section 467, Xixiang, Bao'an, Shenzhen, Guangdong, China. At the time of testing, the following bodies accredited the Laboratory:

CNAS (L5813)

The Laboratory has been accredited by CNAS to ISO/IEC 17025: 2005 General Requirements for the Competence of Testing and Calibration Laboratories for the competence in the field of testing. And the Registration No.: CNAS L5813.

FCC List No.: (811562)

The Laboratory is listed in the United States of American Federal Communications Commission (FCC), and the registration number is 811562.

IC Registration No.: (11950A-1)

The Laboratory has been registered by Certification and Engineering Bureau of Industry Canada for radio equipment testing. The site registration: Site# 11950A-1.

2. Test Summary

FCC Part 15 Subpart C(15.247)/ RSS 247 Issue 1				
Standard Section		Test Item	Judgment	Remark
FCC	IC			
15.203	/	Antenna Requirement	PASS	N/A
15.207	RSS-GEN 7.2.2	Conducted Emission	PASS	N/A
15.205	RSS-Gen 7.2.3	Restricted Bands	PASS	N/A
15.247(a)(1)	RSS 247 5.1 (2)	Hopping Channel Separation	PASS	N/A
15.247(a)(1)	RSS 247 5.1 (4)	Dwell Time	PASS	N/A
15.247(b)(1)	RSS 247 5.4 (2)	Peak Output Power	PASS	N/A
15.247(b)(1)	RSS 247 5.1 (4)	Number of Hopping Frequency	PASS	N/A
15.247(c)& 15.209	RSS 247 5.5	Radiated Spurious Emission	PASS	N/A
15.247(a)	RSS 247 5.1 (1)	99% Occupied Bandwidth & 20dB Bandwidth	PASS	99%OBW GFSK:928.7023kHz π/4-DQPSK: 1189.20kHz 8-DPSK: 1171.30KHz
Note: N/A is an abbreviation for Not Applicable.				

3. Test Equipment

AC Main Conducted Emission					
Description	**Manufacturer**	**Model No.**	**Serial No.**	**Cal. Date**	**Cal. Due Date**
EMI Test Receiver	ROHDE& SCHWARZ	ESCI	100321	Jul. 22, 2016	Jul. 21, 2017
RF Switching Unit	Compliance Direction Systems Inc	RSU-A4	34403	Jul. 22, 2016	Jul. 21, 2017
L.I.S.N	Rohde & Schwarz	ENV216	101131	Jul. 22, 2016	Jul. 21, 2017
L.I.S.N	SCHWARZBECK	NNBL 8226-2	8226-2/164	Jul. 22, 2016	Jul. 21, 2017
Radiation Spurious Emission					
Description	**Manufacturer**	**Model No.**	**Serial No.**	**Cal. Date**	**Cal. Due Date**
Spectrum Analyzer	Agilent	E4407B	MY45106456	Jul. 22, 2016	Jul. 21, 2017
EMI Test Receiver	Rohde & Schwarz	ESPI	100010/007	Jul. 22, 2016	Jul. 21, 2017
Bilog Antenna	ETS-LINDGREN	3142E	00117537	Mar. 20, 2016	Mar. 19, 2017
Horn Antenna	ETS-LINDGREN	3117	00143207	Mar. 19, 2016	Mar. 18, 2017
Pre-amplifier	Sonoma	310N	185903	Mar. 20, 2016	Mar. 19, 2017
Pre-amplifier	HP	8447B	3008A00849	Mar. 26, 2016	Mar. 25, 2017
Loop Antenna	Laplace instrument	RF300	0701	Mar. 19, 2016	Mar. 18, 2017
Cable	HUBER+SUHNER	100	SUCOFLEX	Mar. 26, 2016	Mar. 25, 2017
Positioning Controller	ETS-LINDGREN	2090	N/A	N/A	N/A
Antenna Conducted Emission					
Description	**Manufacturer**	**Model No.**	**Serial No.**	**Cal. Date**	**Cal. Due Date**
Spectrum Analyzer	Agilent	E4407B	MY45106456	Jul. 22, 2016	Jul. 21, 2017
Spectrum Analyzer	Rohde & Schwarz	ESCI	100321	Jul. 22, 2016	Jul. 21, 2017

4. Conducted Emission Test

4.1 Test Standard and Limit

4.1.1Test Standard

FCC Part 15.207

4.1.2 Test Limit

Conducted Emission Test Limit

Frequency	Maximum RF Line Voltage (dBμV)	
	Quasi-peak Level	Average Level
150kHz~500kHz	66 ~ 56 *	56 ~ 46 *
500kHz~5MHz	56	46
5MHz~30MHz	60	50

Notes:
(1) *Decreasing linearly with logarithm of the frequency.
(2) The lower limit shall apply at the transition frequencies.
(3) The limit decrease in line with the logarithm of the frequency in the range of 0.15 to 0.50MHz.

4.2 Test Setup

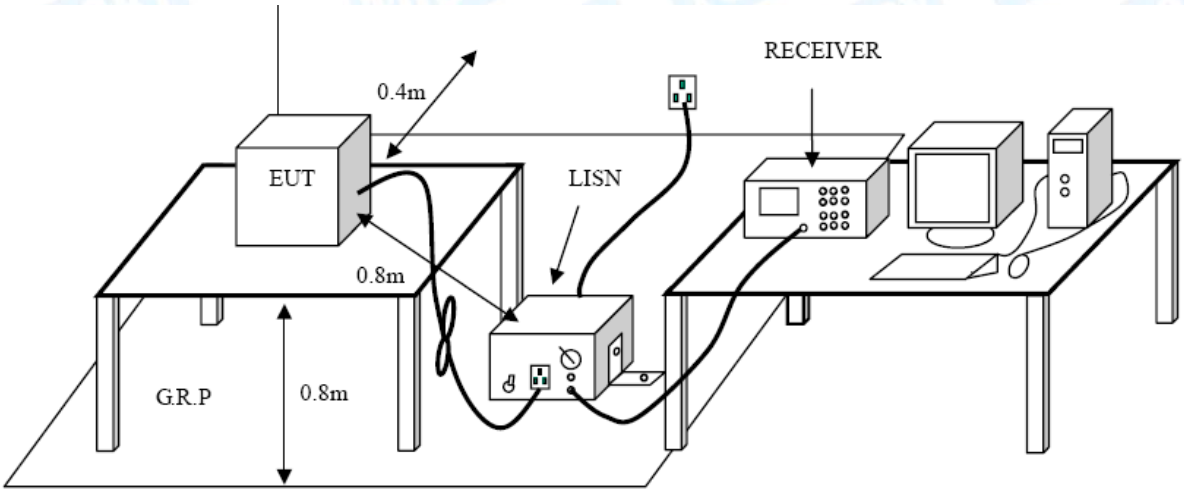

4.3 Test Procedure

The EUT was placed 0.8 meters from the horizontal ground plane with EUT being connected to the power mains through a line impedance stabilization network (LISN). All other support equipments powered from additional LISN(s). The LISN provide 50 Ohm/ 50uH of coupling impedance for the measuring instrument.

Interconnecting cables that hang closer than 40 cm to the ground plane shall be folded back and forth in the center forming a bundle 30 to 40 cm long.

I/O cables that are not connected to a peripheral shall be bundled in the center. The end of the cable may be terminated, if required, using the correct terminating impedance. The overall length shall not exceed 1 m.

LISN at least 80 cm from nearest part of EUT chassis

The bandwidth of EMI test receiver is set at 9kHz, and the test frequency band is from 0.15MHz to 30MHz.

4.4 EUT Operating Mode

Please refer to the description of test mode.

4.5 Test Data

Test data please refer the following pages.

EUT:	PA ACTIVE STEREO SPEAKER BUILT IN BLUETOOTH	**Model Name :**	HP-6250AUBT
Temperature:	25℃	**Relative Humidity:**	55%
Test Voltage:	AC 120V/60 Hz		
Terminal:	Line		
Test Mode:	Charging with TX GFSK Mode 2402 MHz		
Remark:	Only worse case is reported		

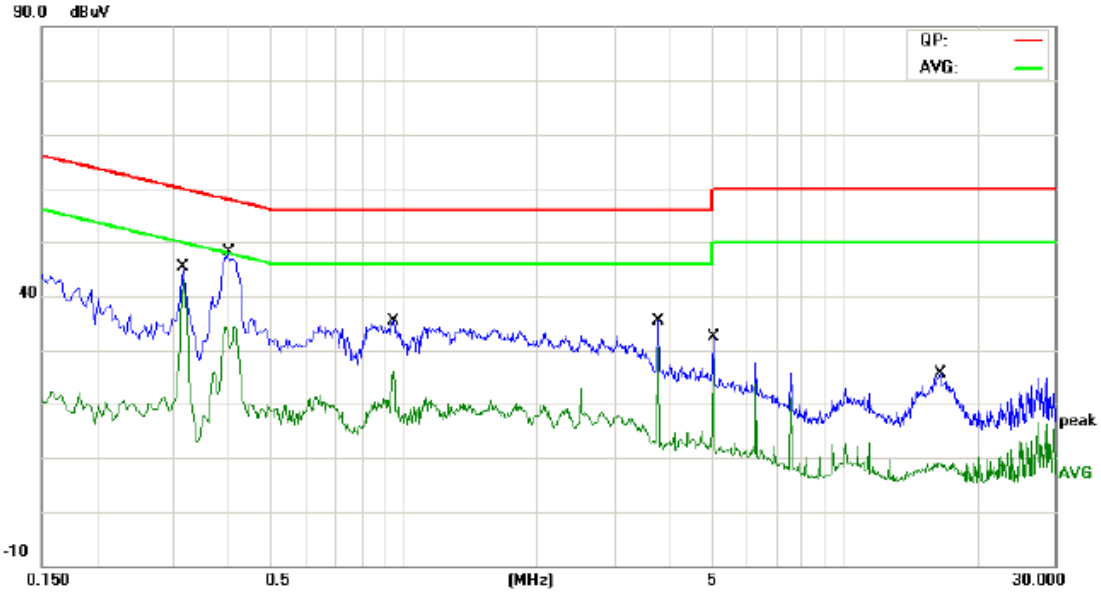

No.	Mk.	Freq.	Reading Level	Correct Factor	Measure-ment	Limit	Over	
		MHz	dBuV	dB	dBuV	dBuV	dB	Detector
1		0.3140	33.47	10.02	43.49	59.86	-16.37	QP
2	*	0.3140	33.25	10.02	43.27	49.86	-6.59	AVG
3		0.3980	35.44	10.02	45.46	57.89	-12.43	QP
4		0.3980	21.48	10.02	31.50	47.89	-16.39	AVG
5		0.9460	22.54	10.07	32.61	56.00	-23.39	QP
6		0.9460	16.02	10.07	26.09	46.00	-19.91	AVG
7		3.7820	21.32	10.00	31.32	56.00	-24.68	QP
8		3.7820	17.44	10.00	27.44	46.00	-18.56	AVG
9		5.0380	20.08	9.96	30.04	60.00	-29.96	QP
10		5.0380	18.66	9.96	28.62	50.00	-21.38	AVG
11		16.5380	6.35	10.23	16.58	60.00	-43.42	QP
12		16.5380	-2.97	10.23	7.26	50.00	-42.74	AVG

Emission Level= Read Level+ Correct Factor

EUT:	PA ACTIVE STEREO SPEAKER BUILT IN BLUETOOTH	**Model Name :**	HP-6250AUBT
Temperature:	25℃	**Relative Humidity:**	55%
Test Voltage:	AC 120V/60 Hz		
Terminal:	Neutral		
Test Mode:	Charging with TX GFSK Mode 2402 MHz		
Remark:	Only worse case is reported		

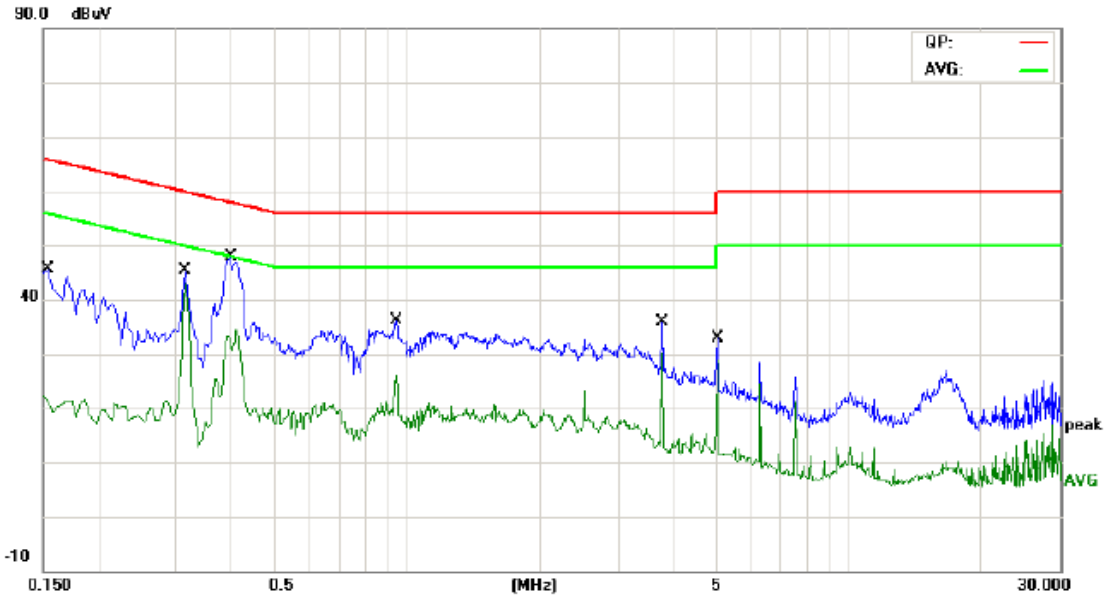

No.	Mk.	Freq.	Reading Level	Correct Factor	Measure-ment	Limit	Over	
		MHz	dBuV	dB	dBuV	dBuV	dB	Detector
1		0.1539	29.82	9.93	39.75	65.78	-26.03	QP
2		0.1539	10.41	9.93	20.34	55.78	-35.44	AVG
3		0.3140	33.42	10.02	43.44	59.86	-16.42	QP
4	*	0.3140	33.22	10.02	43.24	49.86	-6.62	AVG
5		0.3980	35.34	10.02	45.36	57.89	-12.53	QP
6		0.3980	21.49	10.02	31.51	47.89	-16.38	AVG
7		0.9460	22.77	10.07	32.84	56.00	-23.16	QP
8		0.9460	16.01	10.07	26.08	46.00	-19.92	AVG
9		3.7820	21.17	10.00	31.17	56.00	-24.83	QP
10		3.7820	17.12	10.00	27.12	46.00	-18.88	AVG
11		5.0380	20.10	9.96	30.06	60.00	-29.94	QP
12		5.0380	18.85	9.96	28.81	50.00	-21.19	AVG

Emission Level= Read Level+ Correct Factor

EUT:	PA ACTIVE STEREO SPEAKER BUILT IN BLUETOOTH	**Model Name :**	HP-6250AUBT
Temperature:	25℃	**Relative Humidity:**	55%
Test Voltage:	AC 240V/60 Hz		
Terminal:	Line		
Test Mode:	Charging with TX GFSK Mode 2402 MHz		
Remark:	Only worse case is reported		

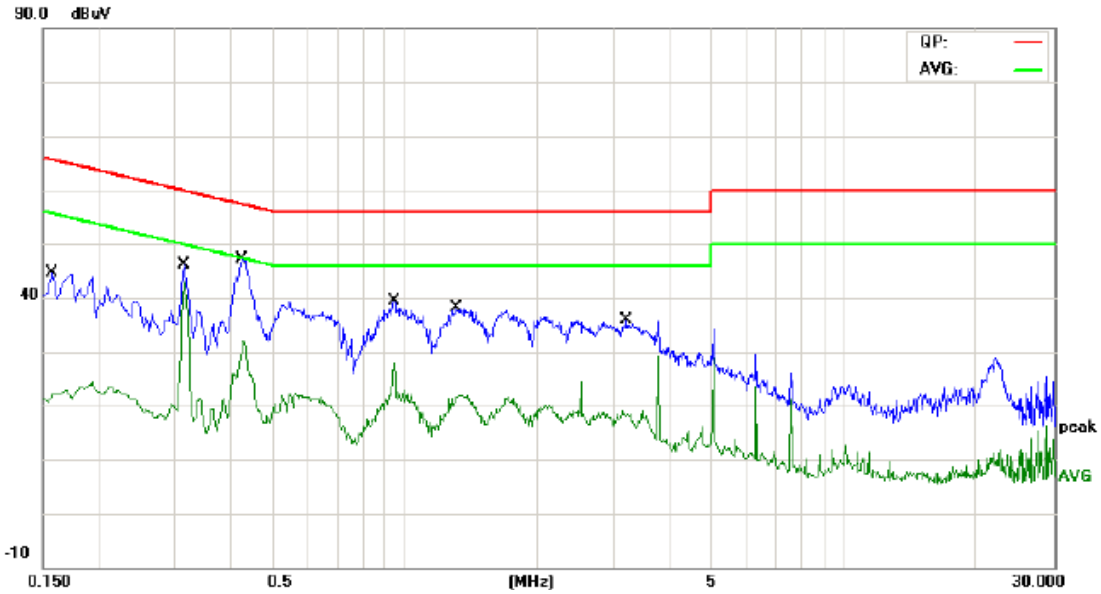

No.	Mk.	Freq.	Reading Level	Correct Factor	Measure-ment	Limit	Over	
		MHz	dBuV	dB	dBuV	dBuV	dB	Detector
1		0.1580	27.96	9.94	37.90	65.56	-27.66	QP
2		0.1580	11.26	9.94	21.20	55.56	-34.36	AVG
3		0.3140	34.26	10.02	44.28	59.86	-15.58	QP
4	*	0.3140	33.30	10.02	43.32	49.86	-6.54	AVG
5		0.4260	35.60	10.02	45.62	57.33	-11.71	QP
6		0.4260	21.98	10.02	32.00	47.33	-15.33	AVG
7		0.9460	26.30	10.07	36.37	56.00	-19.63	QP
8		0.9460	17.60	10.07	27.67	46.00	-18.33	AVG
9		1.3099	24.41	10.06	34.47	56.00	-21.53	QP
10		1.3099	10.70	10.06	20.76	46.00	-25.24	AVG
11		3.1980	20.96	10.02	30.98	56.00	-25.02	QP
12		3.1980	8.14	10.02	18.16	46.00	-27.84	AVG

Emission Level= Read Level+ Correct Factor

EUT:	PA ACTIVE STEREO SPEAKER BUILT IN BLUETOOTH	**Model Name :**	HP-6250AUBT
Temperature:	25℃	**Relative Humidity:**	55%
Test Voltage:	AC 240V/60 Hz		
Terminal:	Neutral		
Test Mode:	Charging with TX GFSK Mode 2402 MHz		
Remark:	Only worse case is reported		

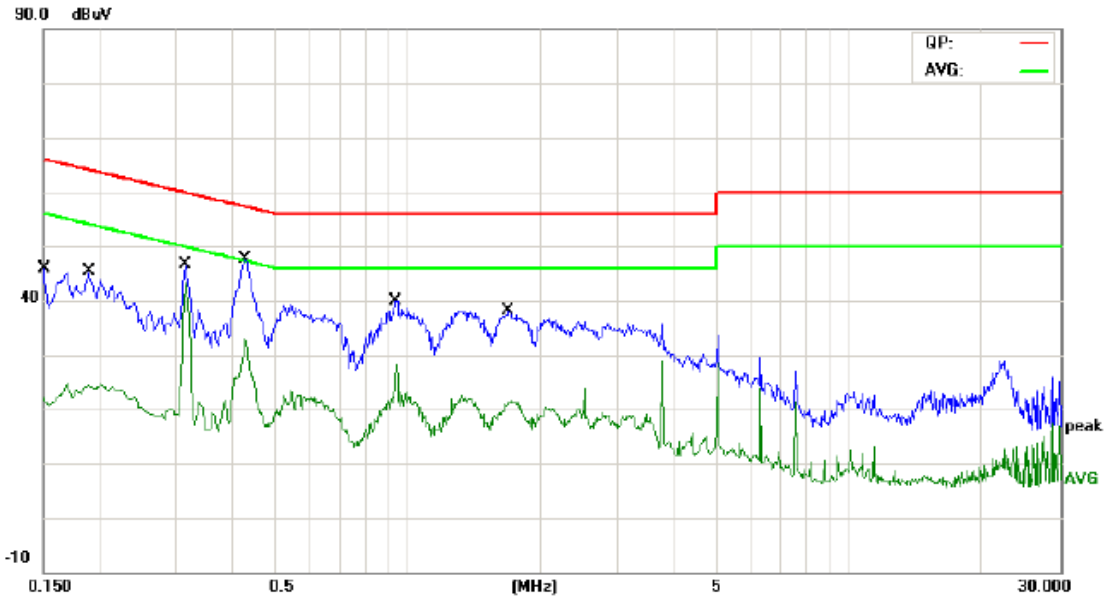

No.	Mk.	Freq.	Reading Level	Correct Factor	Measure-ment	Limit	Over	
		MHz	dBuV	dB	dBuV	dBuV	dB	Detector
1		0.1500	29.23	10.12	39.35	65.99	-26.64	QP
2		0.1500	11.63	10.12	21.75	55.99	-34.24	AVG
3		0.1900	29.01	10.12	39.13	64.03	-24.90	QP
4		0.1900	13.75	10.12	23.87	54.03	-30.16	AVG
5		0.3140	34.32	10.08	44.40	59.86	-15.46	QP
6	*	0.3140	33.29	10.08	43.37	49.86	-6.49	AVG
7		0.4300	35.77	10.04	45.81	57.25	-11.44	QP
8		0.4300	22.45	10.04	32.49	47.25	-14.76	AVG
9		0.9420	25.60	10.13	35.73	56.00	-20.27	QP
10		0.9420	16.22	10.13	26.35	46.00	-19.65	AVG
11		1.6940	24.09	10.09	34.18	56.00	-21.82	QP
12		1.6940	10.30	10.09	20.39	46.00	-25.61	AVG

Emission Level= Read Level+ Correct Factor

5. Radiated Emission Test

5.1 Test Standard and Limit

5.1.1 Test Standard

FCC Part 15.209

5.1.2 Test Limit

Radiated Emission Limit (9 kHz~1000MHz)

Frequency (MHz	Field Strength (microvolt/meter)	Measurement Distance (meters)
0.009~0.490	2400/F(KHz)	300
0.490~1.705	24000/F(KHz)	30
1.705~30.0	30	30
30~88	100	3
88~216	150	3
216~960	200	3
Above 960	500	3

Radiated Emission Limit (Above 1000MHz)

Frequency (MHz)	Class B (dBuV/m)(at 3m)	
	Peak	Average
Above 1000	74	54

Note:

(1) The tighter limit applies at the band edges.

(2) Emission Level (dBuV/m)=20log Emission Level (uV/m)

5.2 Test Setup

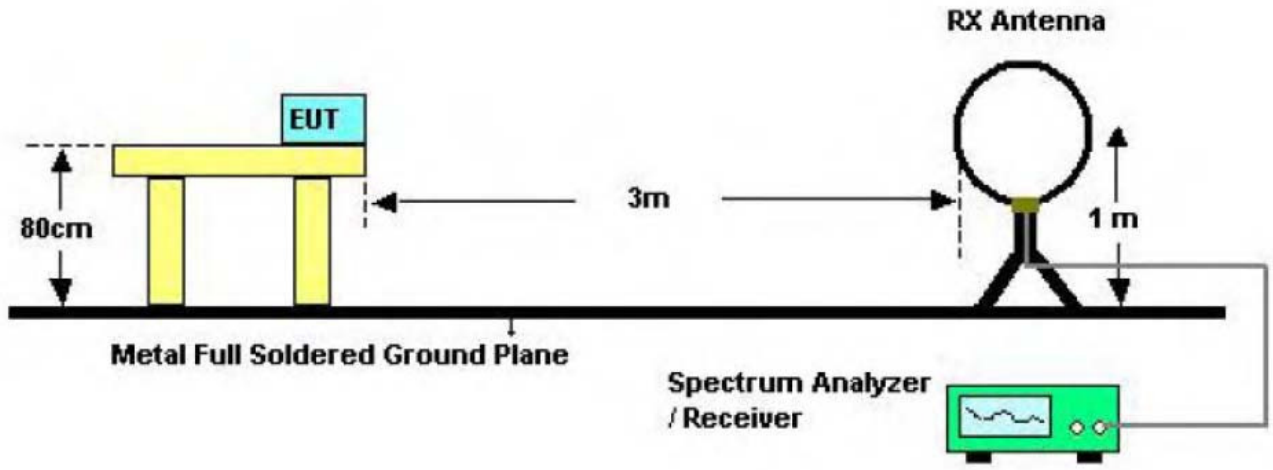

Below 30MHz Test Setup

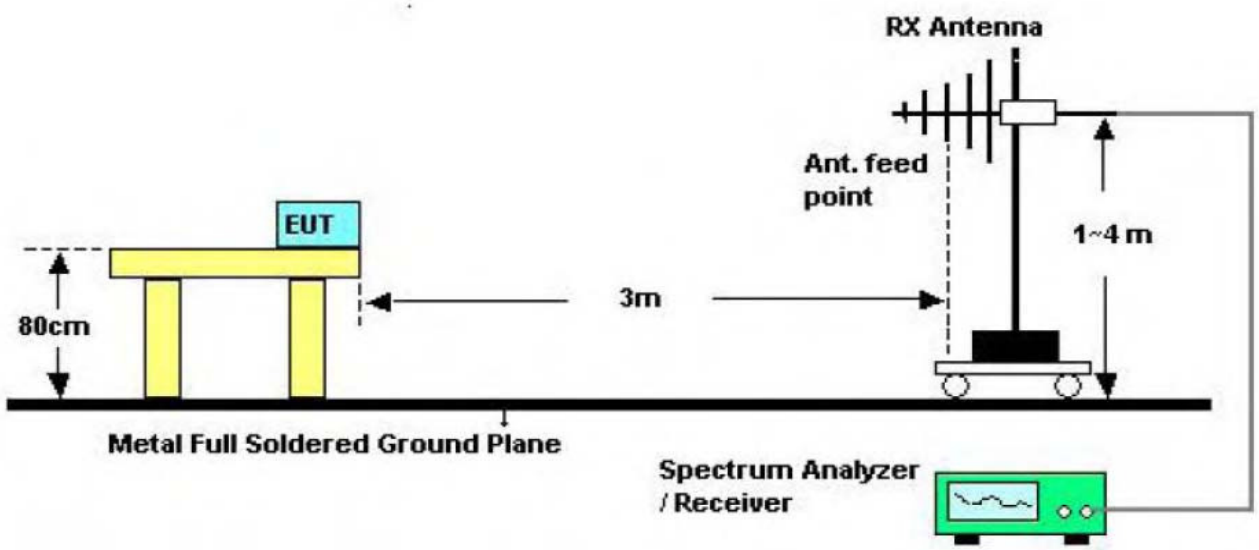

Below 1000MHz Test Setup

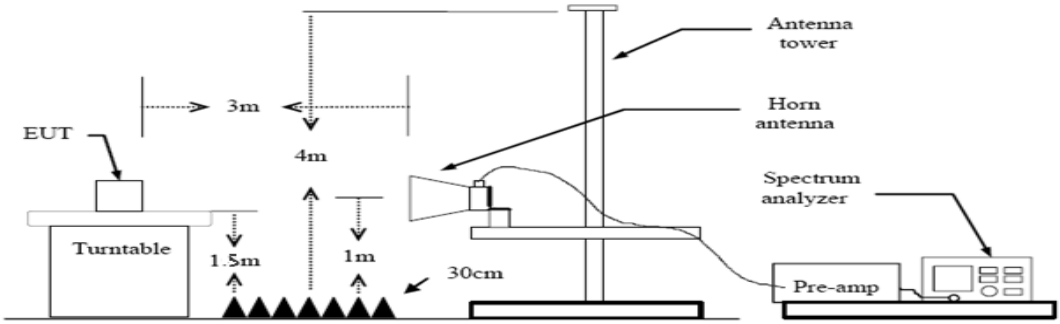

Above 1GHz Test Setup

5.3 Test Procedure

(1) The measuring distance of 3m shall be used for measurements at frequency up to 1GHz and above 1 GHz. The EUT was placed on a rotating 0.8m high above ground, the table was rotated 360 degrees to determine the position of the highest radiation.

(2) Measurements at frequency above 1GHz. The EUT was placed on a rotating 1.5m high above the ground. RF absorbers covered the ground plane with a minimum area of 3.0m by 3.0m between the EUT and measurement receiver antenna. The RF absorber shall not exceed 30cm in high above the conducting floor. The table was rotated 360 degrees to determine the position of the highest radiation.

(3) The Test antenna shall vary between 1m and 4m, Both Horizontal and Vertical antenna are set to make measurement.

(4) The initial step in collecting conducted emission data is a spectrum analyzer peak detector mode pre-scanning the measurement frequency range. Significant peaks are then marked and then Quasi Peak detector mode re-measured.

(5) If the Peak Mode measured value compliance with and lower than Quasi Peak Mode Limit Bellow 1 GHz, the EUT shall be deemed to meet QP Limits and then no additional QP Mode measurement performed. But the Peak Value and average value both need to comply with applicable limit above 1 GHz.

(6) Testing frequency range below 1GHz the measuring instrument use VBW=120 kHz with Quasi-peak detection.

(7) Testing frequency range above 1GHz the measuring instrument use RBW=1 MHz and VBW=3 MHz with Peak Detector for Peak Values, and use RBW=1 MHz and VBW=10 Hz with Peak Detector for Average Values.

(8) For the actual test configuration, please see the test setup photo.

5.4 EUT Operating Condition

The Equipment Under Test was set to Continual Transmitting in maximum power in TX mode.

5.5 Test Data

Remark: During testing above 1GHz the measuring instrument use RBW=1 MHz and VBW=3 MHz with Peak Detector for Peak Values, and use RBW=1 MHz and VBW=1 kHz with Peak Detector for Average Values.

Test data please refer the following pages.

9 KHz~30 MHz

From 9 KHz to 30 MHz: Conclusion: PASS

Note: The amplitude of spurious emissions which are attenuated by more than 20dB below the permissible value has no need to be reported.

30MHz~1GHz

EUT:	PA ACTIVE STEREO SPEAKER BUILT IN BLUETOOTH	**Model Name :**	HP-6250AUBT
Temperature:	25℃	**Relative Humidity:**	55%
Test Voltage:	AC120V/60Hz		
Ant. Pol.	Horizontal		
Test Mode:	TX GFSK Mode 2402MHz		
Remark:	Only worse case is reported		

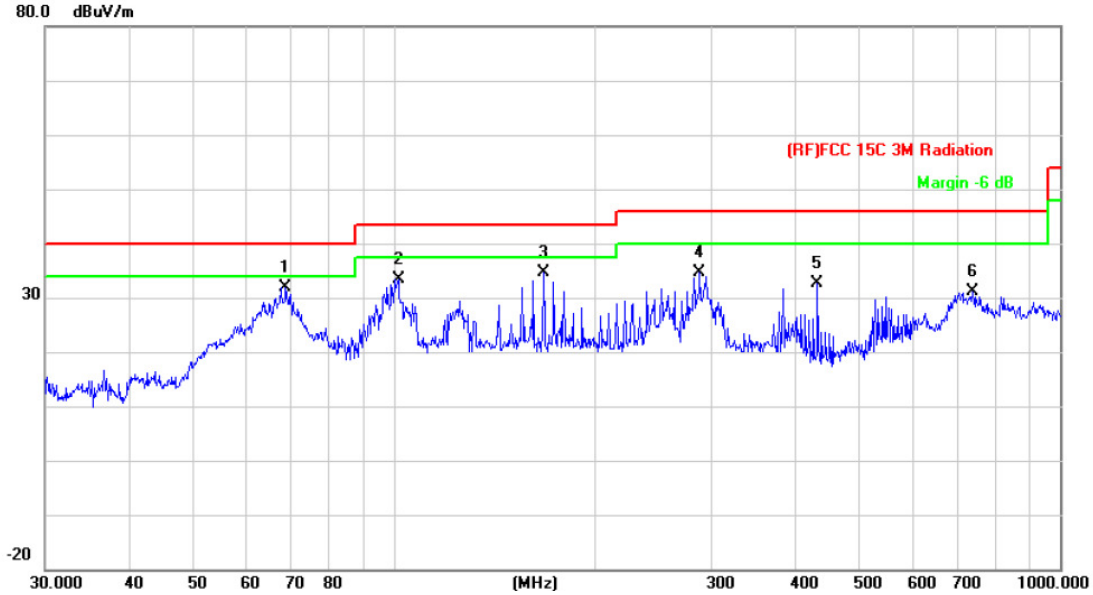

No.	Mk.	Freq.	Reading Level	Correct Factor	Measure-ment	Limit	Over	
		MHz	dBuV	dB/m	dBuV/m	dBuV/m	dB	Detector
1	*	68.8721	55.69	-23.78	31.91	40.00	-8.09	peak
2		101.6443	55.13	-21.84	33.29	43.50	-10.21	peak
3		167.8241	55.43	-20.78	34.65	43.50	-8.85	peak
4		287.9904	51.54	-16.89	34.65	46.00	-11.35	peak
5		432.5457	44.84	-12.30	32.54	46.00	-13.46	peak
6		739.6603	37.13	-6.02	31.11	46.00	-14.89	peak

*:Maximum data x:Over limit !:over margin

Emission Level= Read Level+ Correct Factor

EUT:	PA ACTIVE STEREO SPEAKER BUILT IN BLUETOOTH	**Model Name :**	HP-6250AUBT
Temperature:	25℃	**Relative Humidity:**	55%
Test Voltage:	AC120V60Hz		
Ant. Pol.	Vertical		
Test Mode:	TX GFSK Mode 2402MHz		
Remark:	Only worse case is reported		

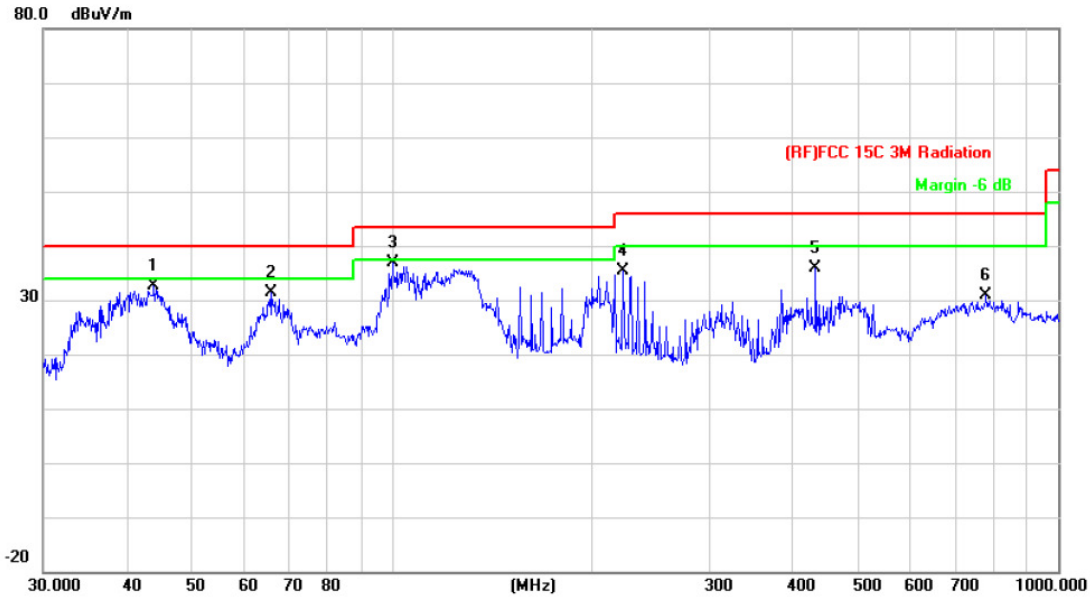

No.	Mk.	Freq.	Reading Level	Correct Factor	Measure-ment	Limit	Over	
		MHz	dBuV	dB/m	dBuV/m	dBuV/m	dB	Detector
1		43.9658	54.48	-21.97	32.51	40.00	-7.49	peak
2		66.0340	55.44	-24.06	31.38	40.00	-8.62	peak
3	*	100.2286	58.75	-21.85	36.90	43.50	-6.60	peak
4		222.1698	54.35	-19.02	35.33	46.00	-10.67	peak
5		432.5457	48.29	-12.30	35.99	46.00	-10.01	peak
6		779.6068	36.39	-5.52	30.87	46.00	-15.13	peak

*:Maximum data x:Over limit !:over margin

Emission Level= Read Level+ Correct Factor

EUT:	PA ACTIVE STEREO SPEAKER BUILT IN BLUETOOTH	Model Name :	HP-6250AUBT
Temperature:	25℃	Relative Humidity:	55%
Test Voltage:	AC 120V/60Hz		
Ant. Pol.	Horizontal		
Test Mode:	TX π/4-DQPSK Mode 2402MHz		
Remark:	Only worse case is reported		

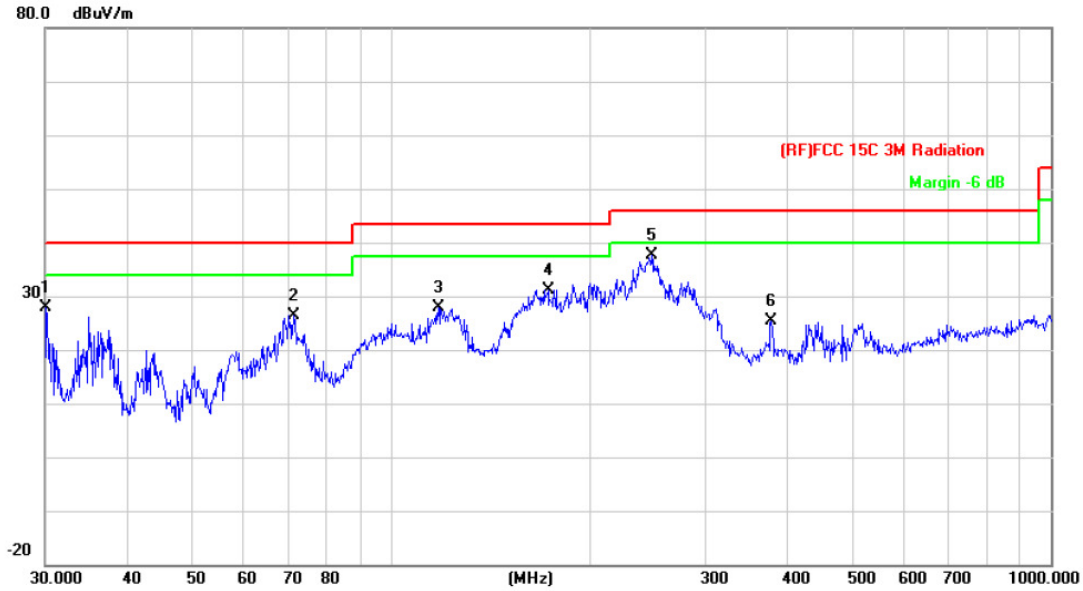

No.	Mk.	Freq.	Reading Level	Correct Factor	Measure-ment	Limit	Over	
		MHz	dBuV	dB/m	dBuV/m	dBuV/m	dB	Detector
1		30.1052	42.18	-14.22	27.96	40.00	-12.04	peak
2		71.3298	50.09	-23.64	26.45	40.00	-13.55	peak
3		118.1860	50.14	-22.34	27.80	43.50	-15.70	peak
4		173.2050	51.92	-20.70	31.22	43.50	-12.28	peak
5	*	248.5517	55.29	-17.77	37.52	46.00	-8.48	peak
6		377.2590	39.12	-13.85	25.27	46.00	-20.73	peak

*:Maximum data x:Over limit !:over margin

Emission Level= Read Level+ Correct Factor

EUT:	PA ACTIVE STEREO SPEAKER BUILT IN BLUETOOTH	Model Name :	HP-6250AUBT
Temperature:	25℃	Relative Humidity:	55%
Test Voltage:	AC 120V/60Hz		
Ant. Pol.	Vertical		
Test Mode:	TX π/4-DQPSK Mode 2402MHz		
Remark:	Only worse case is reported		

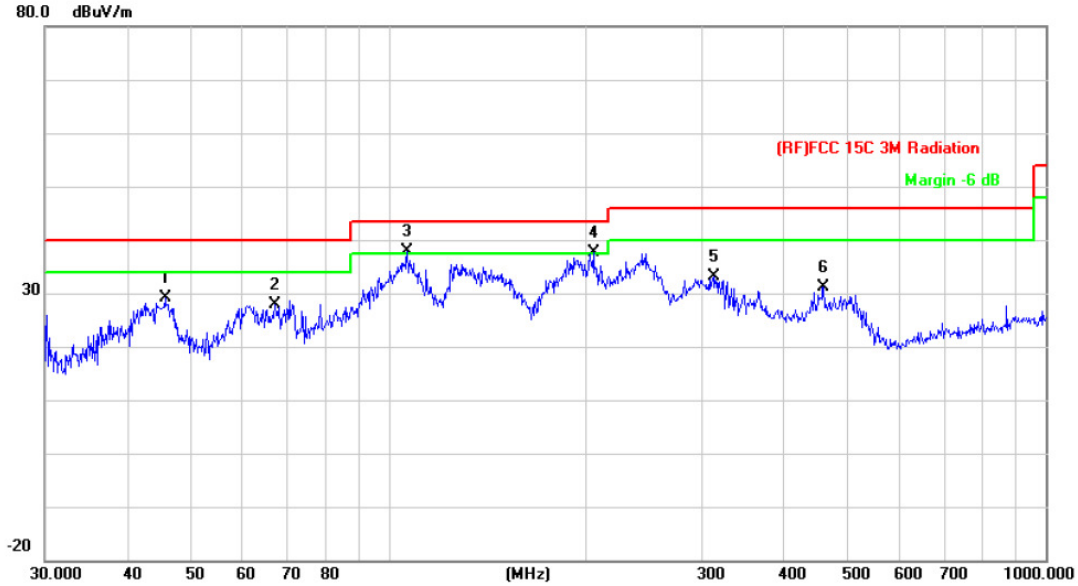

No.	Mk.	Freq.	Reading Level	Correct Factor	Measure-ment	Limit	Over	
		MHz	dBuV	dB/m	dBuV/m	dBuV/m	dB	Detector
1		45.6948	51.77	-22.69	29.08	40.00	-10.92	peak
2		67.2022	51.91	-23.95	27.96	40.00	-12.04	peak
3	*	106.7587	59.70	-21.85	37.85	43.50	-5.65	peak
4	!	204.9550	57.43	-19.77	37.66	43.50	-5.84	peak
5		312.1792	49.38	-16.19	33.19	46.00	-12.81	peak
6		459.1143	42.77	-11.66	31.11	46.00	-14.89	peak

*:Maximum data x:Over limit !:over margin

Emission Level= Read Level+ Correct Factor

EUT:	PA ACTIVE STEREO SPEAKER BUILT IN BLUETOOTH	**Model Name :**	HP-6250AUBT
Temperature:	25℃	**Relative Humidity:**	55%
Test Voltage:	AC 120V/60Hz		
Ant. Pol.	Horizontal		
Test Mode:	TX 8-DPSK Mode 2402MHz		
Remark:	Only worse case is reported		

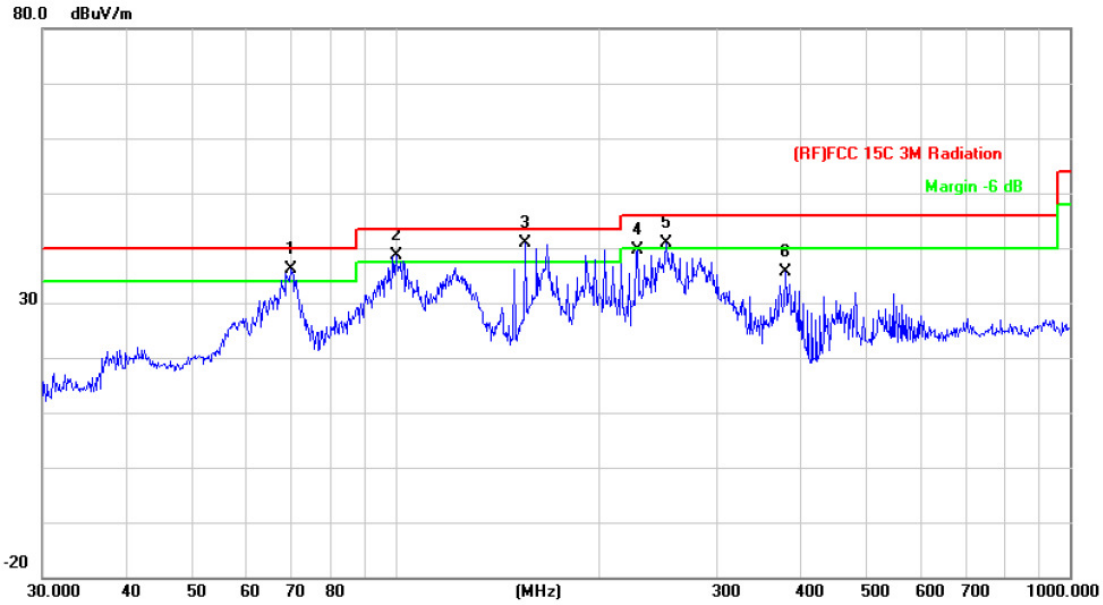

No.	Mk.	Freq.	Reading Level	Correct Factor	Measure-ment	Limit	Over	
		MHz	dBuV	dB/m	dBuV/m	dBuV/m	dB	Detector
1	!	70.0901	59.70	-23.68	36.02	40.00	-3.98	peak
2	!	100.2286	60.49	-21.85	38.64	43.50	-4.86	peak
3	*	155.9099	61.42	-20.58	40.84	43.50	-2.66	peak
4		228.4902	58.43	-18.74	39.69	46.00	-6.31	peak
5	!	252.0627	58.62	-17.65	40.97	46.00	-5.03	peak
6		378.5842	49.27	-13.76	35.51	46.00	-10.49	peak

*:Maximum data x:Over limit !:over margin

Emission Level= Read Level+ Correct Factor

EUT:	PA ACTIVE STEREO SPEAKER BUILT IN BLUETOOTH	**Model Name :**	HP-6250AUBT
Temperature:	25℃	**Relative Humidity:**	55%
Test Voltage:	AC 120V/60Hz		
Ant. Pol.	Vertical		
Test Mode:	TX 8-DPSK Mode 2402MHz		
Remark:	Only worse case is reported		

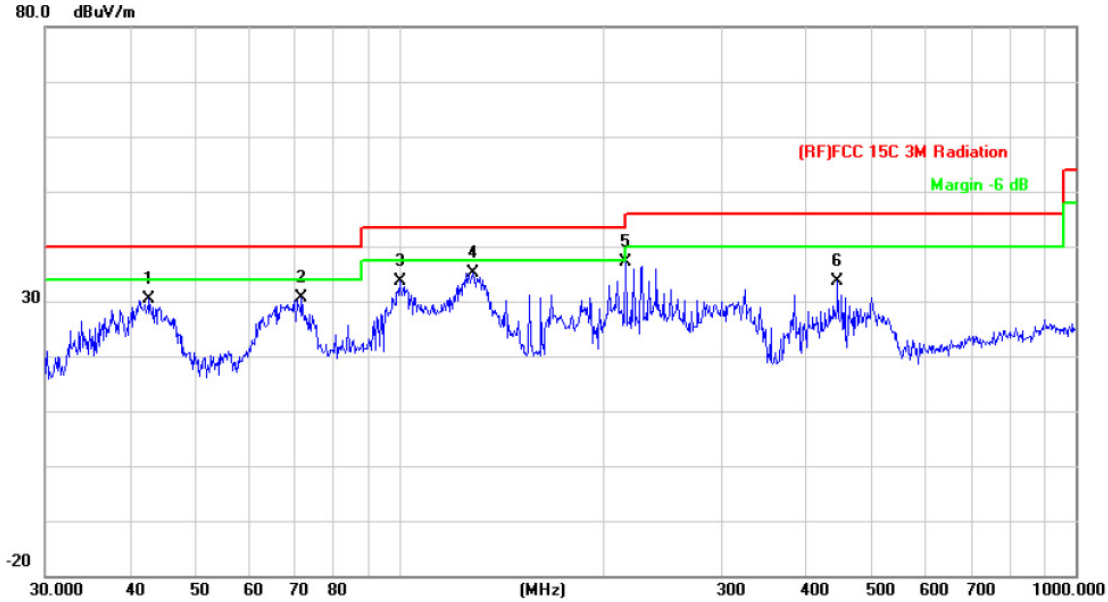

No.	Mk.	Freq.	Reading Level	Correct Factor	Measure-ment	Limit	Over	
		MHz	dBuV	dB/m	dBuV/m	dBuV/m	dB	Detector
1		42.7496	51.79	-21.45	30.34	40.00	-9.66	peak
2		71.8319	54.16	-23.63	30.53	40.00	-9.47	peak
3		100.2286	55.56	-21.85	33.71	43.50	-9.79	peak
4	*	128.5629	57.31	-22.13	35.18	43.50	-8.32	peak
5		216.0240	56.31	-19.29	37.02	46.00	-8.98	peak
6		444.8514	45.65	-12.07	33.58	46.00	-12.42	peak

*:Maximum data x:Over limit !:over margin

Emission Level= Read Level+ Correct Factor

Above 1GHz

EUT:	PA ACTIVE STEREO SPEAKER BUILT IN BLUETOOTH	**Model Name :**	HP-6250AUBT
Temperature:	25℃	**Relative Humidity:**	55%
Test Voltage:	AC 120V/60Hz		
Ant. Pol.	Horizontal		
Test Mode:	TX GFSK Mode 2402MHz		
Remark:	No report for the emission which more than 10 dB below the prescribed limit.		

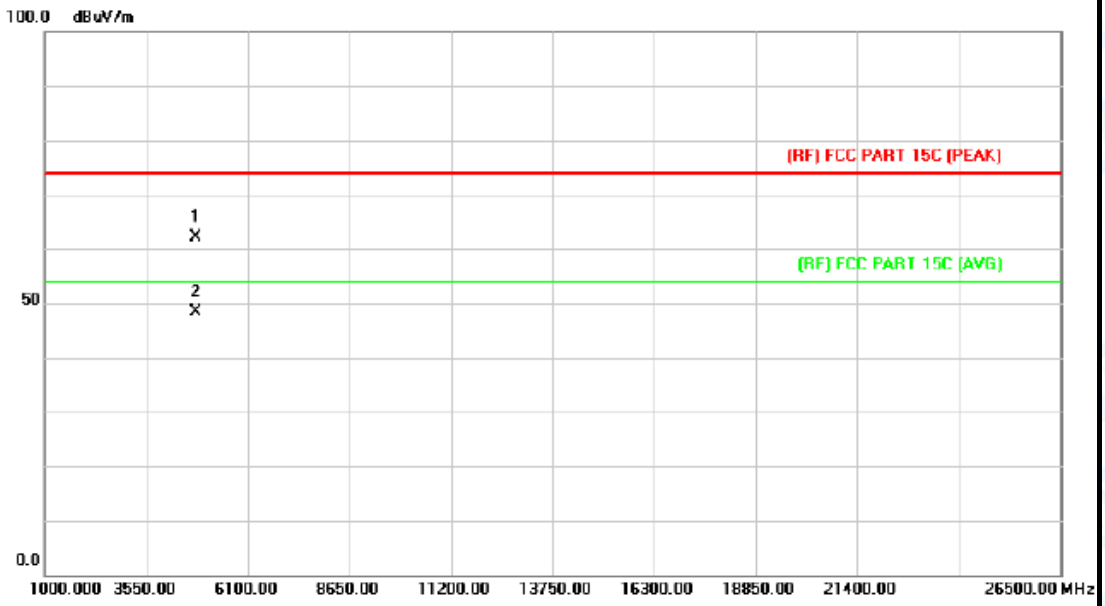

No.	Mk.	Freq.	Reading Level	Correct Factor	Measure-ment	Limit	Over	
		MHz	dBuV	dB/m	dBuV/m	dBuV/m	dB	Detector
1		4803.690	48.57	13.44	62.01	74.00	-11.99	peak
2	*	4803.904	34.86	13.44	48.30	54.00	-5.70	AVG

Emission Level= Read Level+ Correct Factor

EUT:	PA ACTIVE STEREO SPEAKER BUILT IN BLUETOOTH	**Model Name :**	HP-6250AUBT
Temperature:	25℃	**Relative Humidity:**	55%
Test Voltage:	AC 120V/60Hz		
Ant. Pol.	Vertical		
Test Mode:	TX GFSK Mode 2402MHz		
Remark:	No report for the emission which more than 10 dB below the prescribed limit.		

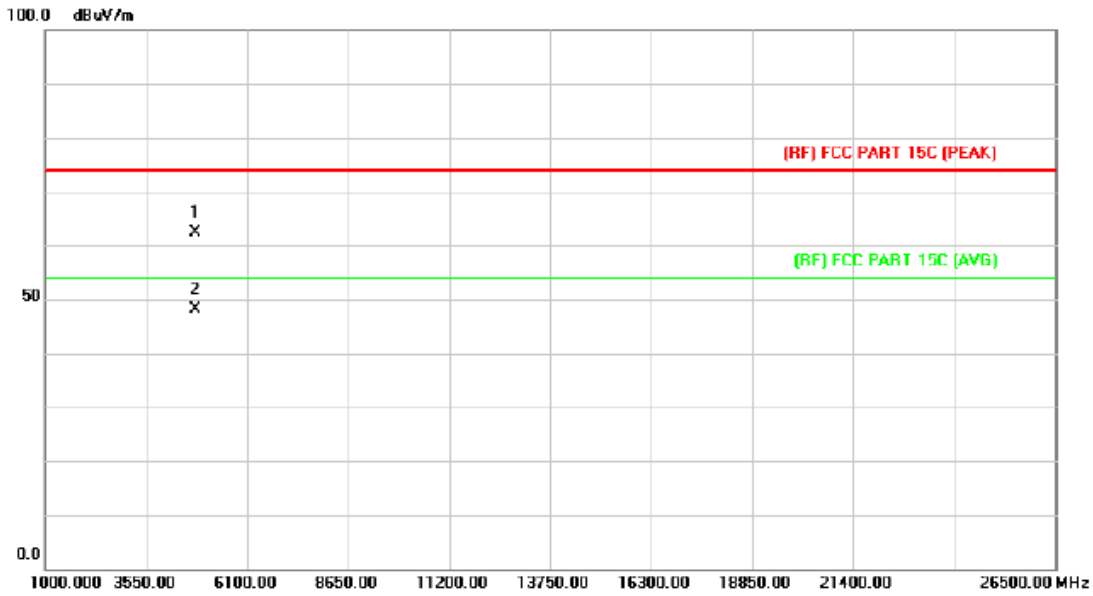

No.	Mk.	Freq.	Reading Level	Correct Factor	Measure-ment	Limit	Over	
		MHz	dBuV	dB/m	dBuV/m	dBuV/m	dB	Detector
1		4804.426	48.87	13.44	62.31	74.00	-11.69	peak
2	*	4804.840	34.68	13.44	48.12	54.00	-5.88	AVG

Emission Level= Read Level+ Correct Factor

EUT:	PA ACTIVE STEREO SPEAKER BUILT IN BLUETOOTH	**Model Name :**	HP-6250AUBT
Temperature:	25℃	**Relative Humidity:**	55%
Test Voltage:	AC 120V/60Hz		
Ant. Pol.	Horizontal		
Test Mode:	TX GFSK Mode 2441MHz		
Remark:	No report for the emission which more than 10 dB below the prescribed limit.		

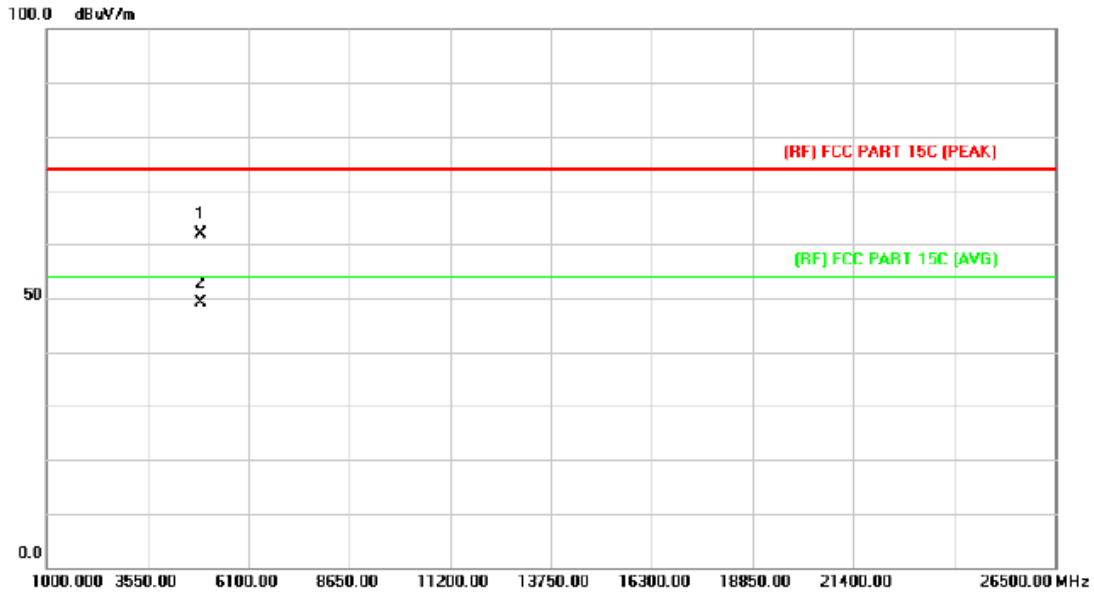

No.	Mk.	Freq.	Reading Level	Correct Factor	Measure-ment	Limit	Over	
		MHz	dBuV	dB/m	dBuV/m	dBuV/m	dB	Detector
1		4881.930	48.04	13.90	61.94	74.00	-12.06	peak
2	*	4882.414	35.13	13.90	49.03	54.00	-4.97	AVG

Emission Level= Read Level+ Correct Factor

EUT:	PA ACTIVE STEREO SPEAKER BUILT IN BLUETOOTH	**Model Name :**	HP-6250AUBT
Temperature:	25℃	**Relative Humidity:**	55%
Test Voltage:	AC 120V/60Hz		
Ant. Pol.	Vertical		
Test Mode:	TX GFSK Mode 2441MHz		
Remark:	No report for the emission which more than 10 dB below the prescribed limit.		

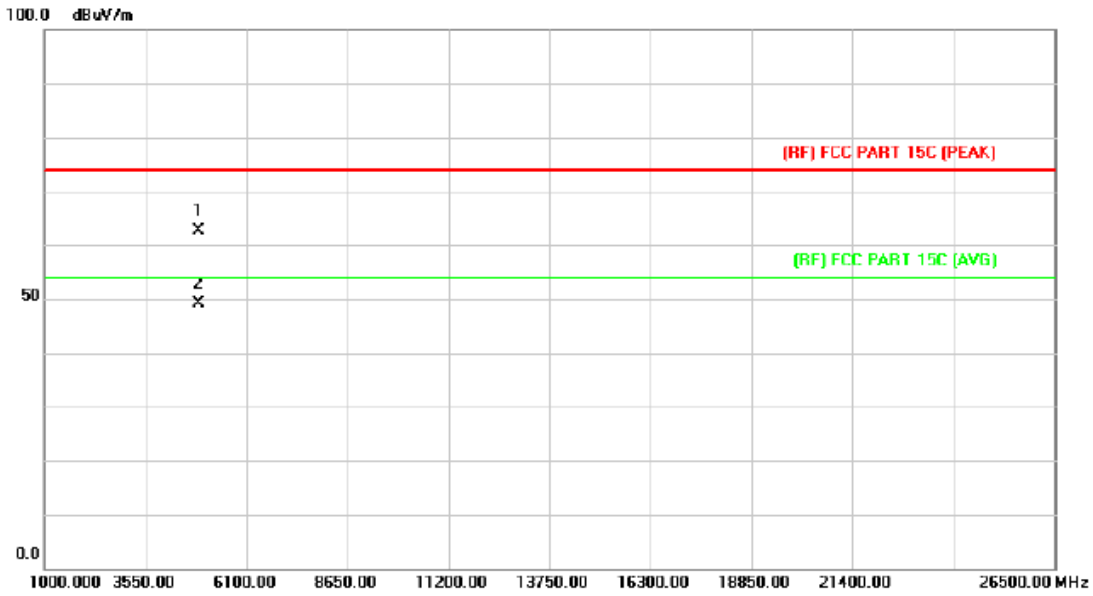

No.	Mk.	Freq.	Reading Level	Correct Factor	Measure-ment	Limit	Over	
		MHz	dBuV	dB/m	dBuV/m	dBuV/m	dB	Detector
1		4881.242	48.72	13.90	62.62	74.00	-11.38	peak
2	*	4881.802	35.15	13.90	49.05	54.00	-4.95	AVG

Emission Level= Read Level+ Correct Factor

EUT:	PA ACTIVE STEREO SPEAKER BUILT IN BLUETOOTH	**Model Name :**	HP-6250AUBT
Temperature:	25℃	**Relative Humidity:**	55%
Test Voltage:	AC 120V/60Hz		
Ant. Pol.	Horizontal		
Test Mode:	TX GFSK Mode 2480MHz		
Remark:	No report for the emission which more than 10 dB below the prescribed limit.		

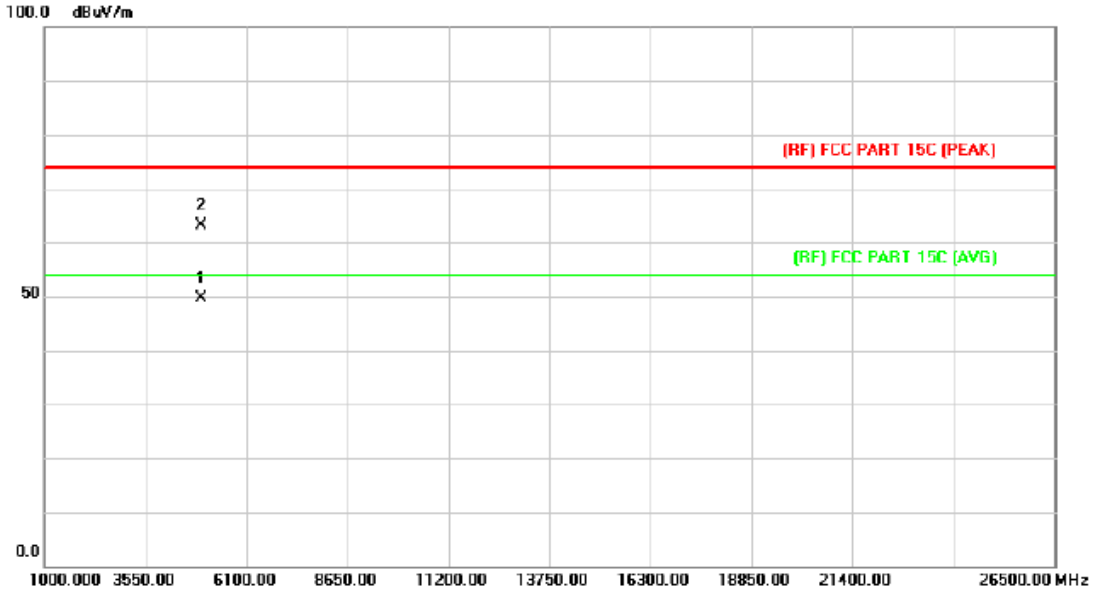

No.	Mk.	Freq.	Reading Level	Correct Factor	Measure-ment	Limit	Over	
		MHz	dBuV	dB/m	dBuV/m	dBuV/m	dB	Detector
1	*	4959.292	35.21	14.36	49.57	54.00	-4.43	AVG
2		4959.868	48.66	14.36	63.02	74.00	-10.98	peak

Emission Level= Read Level+ Correct Factor

EUT:	PA ACTIVE STEREO SPEAKER BUILT IN BLUETOOTH	**Model Name :**	HP-6250AUBT
Temperature:	25℃	**Relative Humidity:**	55%
Test Voltage:	AC 120V/60Hz		
Ant. Pol.	Vertical		
Test Mode:	TX GFSK Mode 2480MHz		
Remark:	No report for the emission which more than 10 dB below the prescribed limit.		

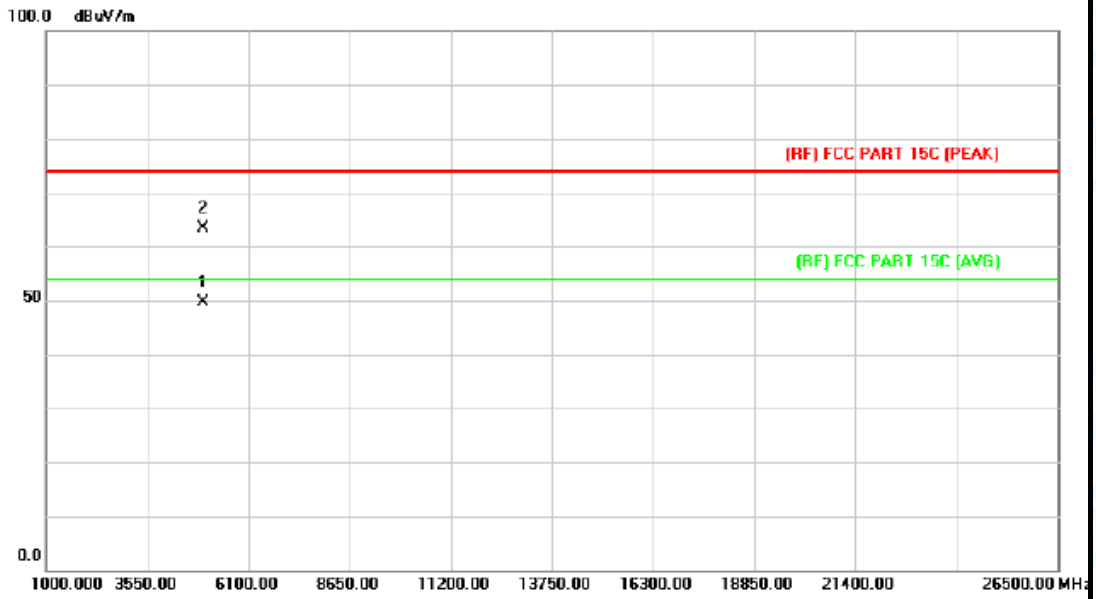

No.	Mk.	Freq.	Reading Level	Correct Factor	Measure-ment	Limit	Over	
		MHz	dBuV	dB/m	dBuV/m	dBuV/m	dB	Detector
1	*	4960.122	35.35	14.36	49.71	54.00	-4.29	AVG
2		4960.702	48.99	14.36	63.35	74.00	-10.65	peak

Emission Level= Read Level+ Correct Factor

EUT:	PA ACTIVE STEREO SPEAKER BUILT IN BLUETOOTH	Model Name :	HP-6250AUBT
Temperature:	25℃	Relative Humidity:	55%
Test Voltage:	AC 120V/60Hz		
Ant. Pol.	Horizontal		
Test Mode:	TX 8-DPSK Mode 2402MHz		
Remark:	No report for the emission which more than 10 dB below the prescribed limit.		

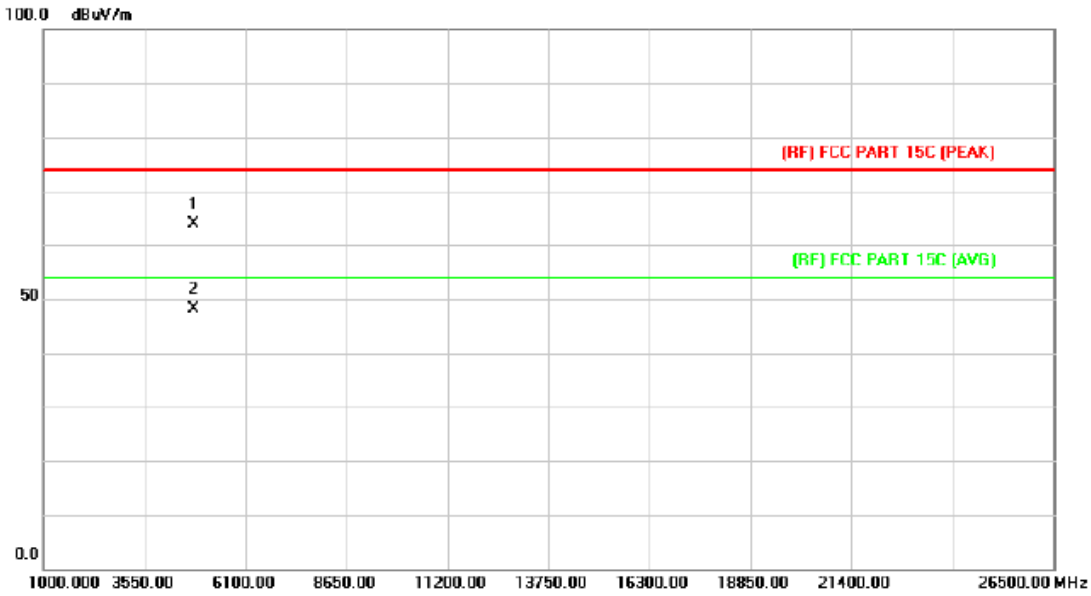

No.	Mk.	Freq.	Reading Level	Correct Factor	Measure-ment	Limit	Over	
		MHz	dBuV	dB/m	dBuV/m	dBuV/m	dB	Detector
1		4803.846	50.35	13.44	63.79	74.00	-10.21	peak
2	*	4804.082	34.68	13.44	48.12	54.00	-5.88	AVG

Emission Level= Read Level+ Correct Factor

EUT:	PA ACTIVE STEREO SPEAKER BUILT IN BLUETOOTH	**Model Name :**	HP-6250AUBT
Temperature:	25℃	**Relative Humidity:**	55%
Test Voltage:	AC 120V/60Hz		
Ant. Pol.	Vertical		
Test Mode:	TX 8-DPSK Mode 2402MHz		
Remark:	No report for the emission which more than 10 dB below the prescribed limit.		

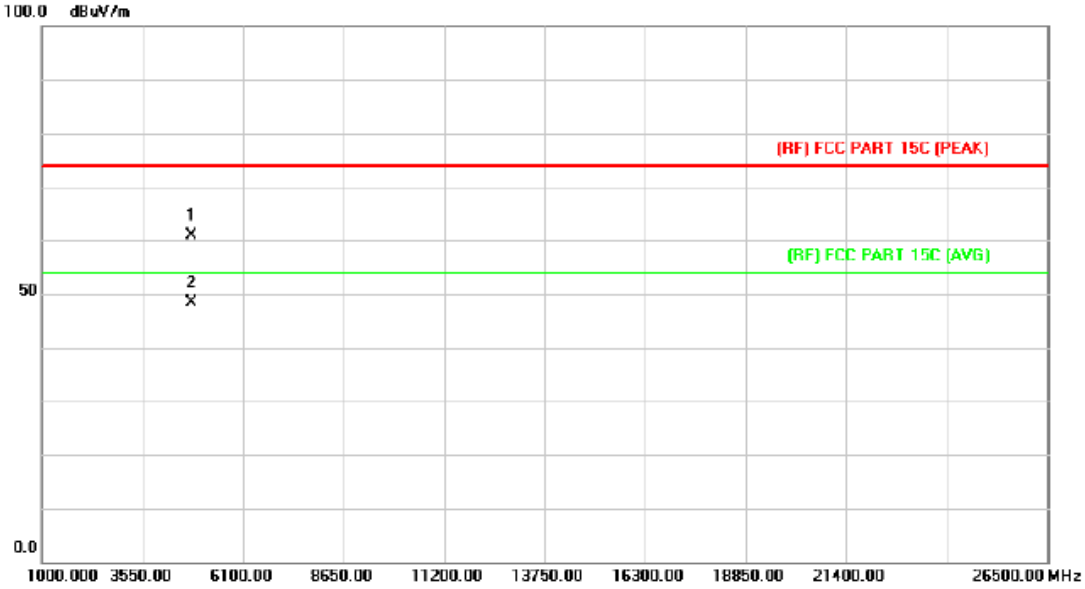

No.	Mk.	Freq.	Reading Level	Correct Factor	Measure-ment	Limit	Over	
		MHz	dBuV	dB/m	dBuV/m	dBuV/m	dB	Detector
1		4803.440	47.45	13.44	60.89	74.00	-13.11	peak
2	*	4804.628	34.82	13.44	48.26	54.00	-5.74	AVG

Emission Level= Read Level+ Correct Factor

EUT:	PA ACTIVE STEREO SPEAKER BUILT IN BLUETOOTH	**Model Name :**	HP-6250AUBT
Temperature:	25℃	**Relative Humidity:**	55%
Test Voltage:	AC 120V/60Hz		
Ant. Pol.	Horizontal		
Test Mode:	TX 8-DPSK Mode 2441MHz		
Remark:	No report for the emission which more than 10 dB below the prescribed limit.		

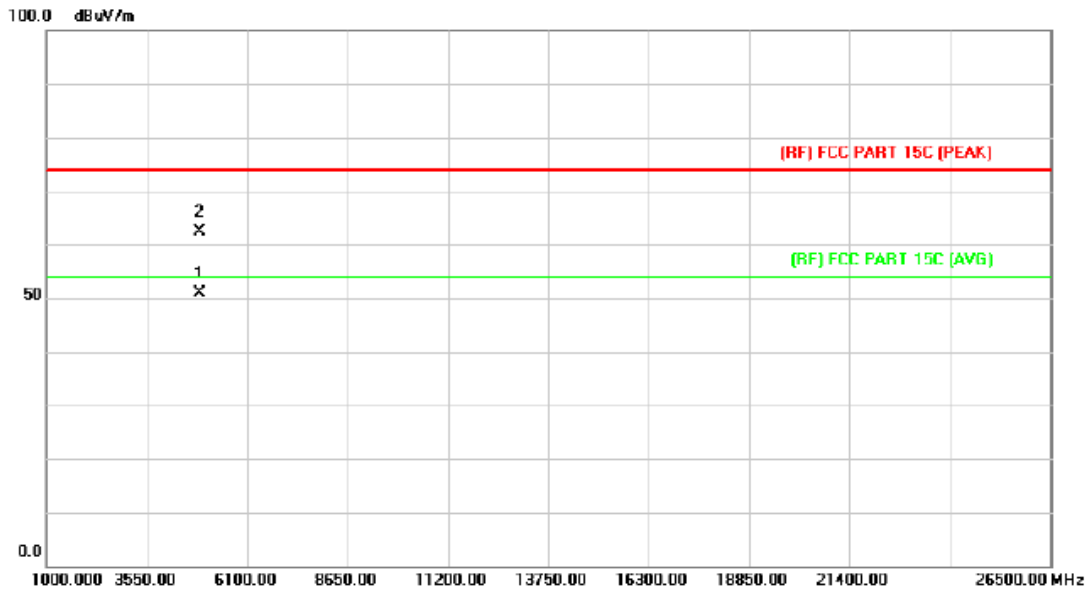

No.	Mk.	Freq.	Reading Level	Correct Factor	Measure-ment	Limit	Over	
		MHz	dBuV	dB/m	dBuV/m	dBuV/m	dB	Detector
1	*	4881.266	37.01	13.90	50.91	54.00	-3.09	AVG
2		4882.928	48.53	13.90	62.43	74.00	-11.57	peak

Emission Level= Read Level+ Correct Factor

EUT:	PA ACTIVE STEREO SPEAKER BUILT IN BLUETOOTH	**Model Name :**	HP-6250AUBT
Temperature:	25℃	**Relative Humidity:**	55%
Test Voltage:	AC 120V/60Hz		
Ant. Pol.	Vertical		
Test Mode:	TX 8-DPSK Mode 2441MHz		
Remark:	No report for the emission which more than 10 dB below the prescribed limit.		

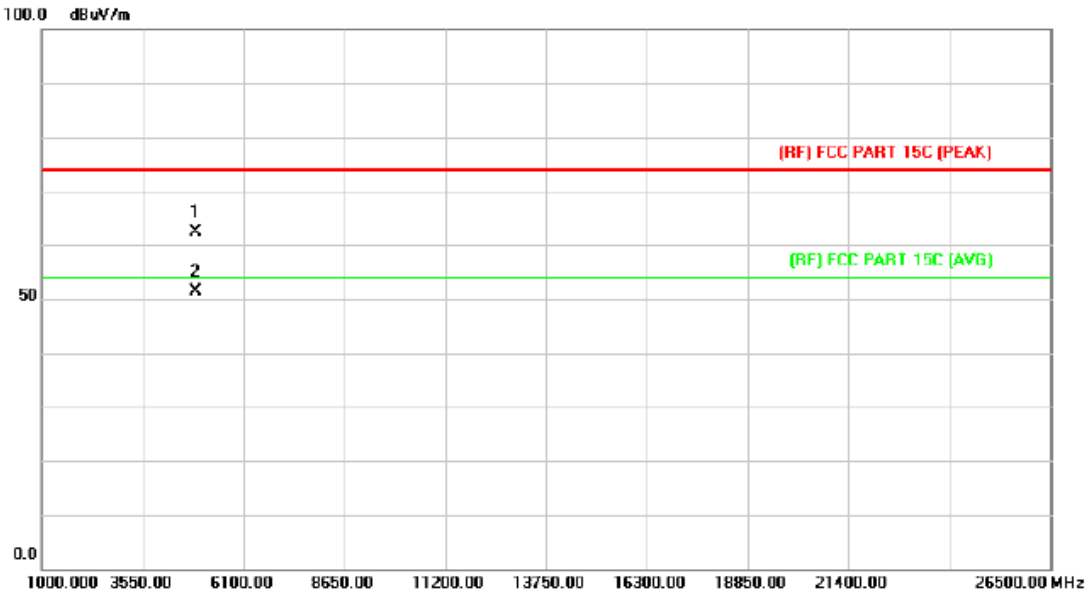

No.	Mk.	Freq.	Reading Level	Correct Factor	Measure-ment	Limit	Over	
		MHz	dBuV	dB/m	dBuV/m	dBuV/m	dB	Detector
1		4882.412	48.38	13.90	62.28	74.00	-11.72	peak
2	*	4882.882	37.48	13.90	51.38	54.00	-2.62	AVG

Emission Level= Read Level+ Correct Factor

EUT:	PA ACTIVE STEREO SPEAKER BUILT IN BLUETOOTH	**Model Name :**	HP-6250AUBT
Temperature:	25℃	**Relative Humidity:**	55%
Test Voltage:	AC 120V/60Hz		
Ant. Pol.	Horizontal		
Test Mode:	TX 8-DPSK Mode 2480MHz		
Remark:	No report for the emission which more than 10 dB below the prescribed limit.		

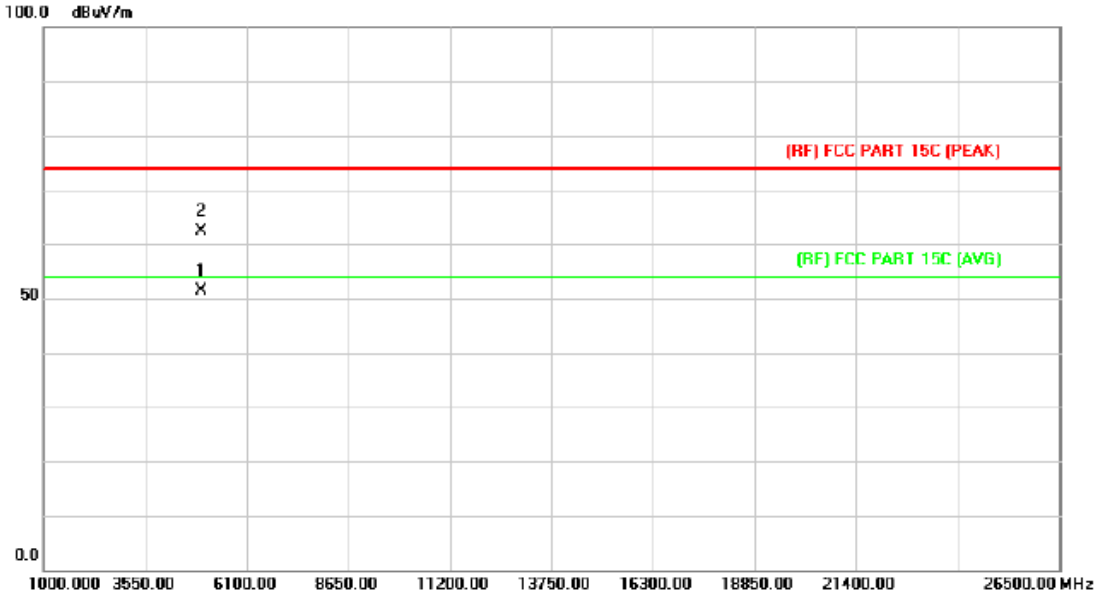

No.	Mk.	Freq.	Reading Level	Correct Factor	Measure-ment	Limit	Over	
		MHz	dBuV	dB/m	dBuV/m	dBuV/m	dB	Detector
1	*	4959.516	36.97	14.36	51.33	54.00	-2.67	AVG
2		4960.916	48.12	14.36	62.48	74.00	-11.52	peak

Emission Level= Read Level+ Correct Factor

EUT:	PA ACTIVE STEREO SPEAKER BUILT IN BLUETOOTH	**Model Name :**	HP-6250AUBT
Temperature:	25℃	**Relative Humidity:**	55%
Test Voltage:	AC 120V/60Hz		
Ant. Pol.	Vertical		
Test Mode:	TX 8-DPSK Mode 2480MHz		
Remark:	No report for the emission which more than 10 dB below the prescribed limit.		

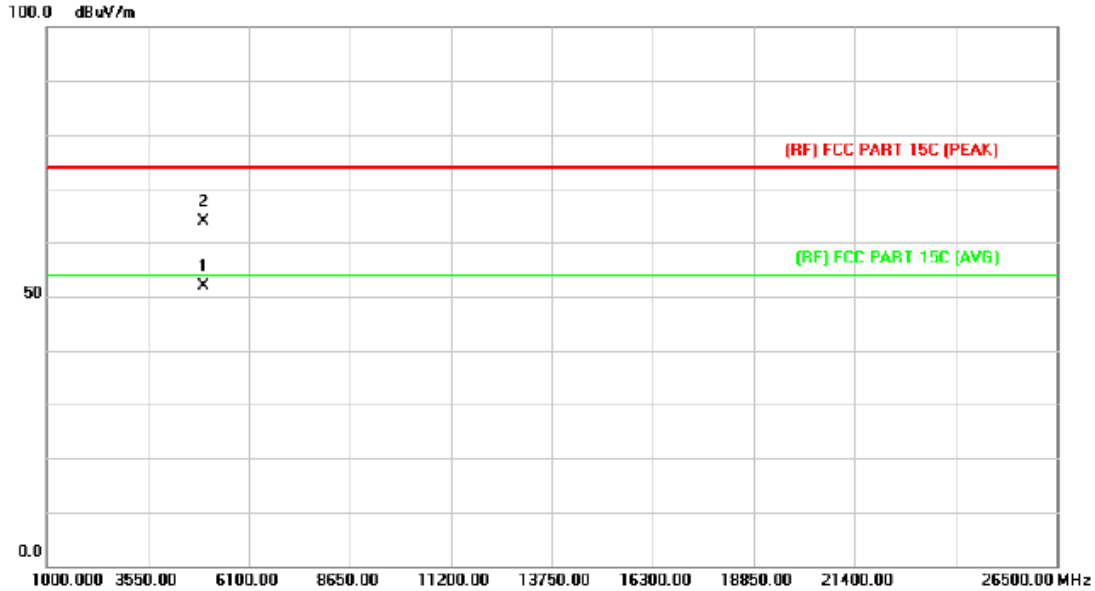

No.	Mk.	Freq.	Reading Level	Correct Factor	Measure-ment	Limit	Over	
		MHz	dBuV	dB/m	dBuV/m	dBuV/m	dB	Detector
1	*	4959.690	37.43	14.36	51.79	54.00	-2.21	AVG
2		4960.846	49.58	14.36	63.94	74.00	-10.06	peak

Emission Level= Read Level+ Correct Factor

6. Restricted Bands Requirement

6.1 Test Standard and Limit

6.1.1 Test Standard
FCC Part 15.209
FCC Part 15.205

6.1.2 Test Limit

Restricted Frequency Band (MHz)	Class B (dBuV/m)(at 3m)	
	Peak	Average
2310 ~2390	74	54
2483.5 ~2500	74	54
Note: All restriction bands have been tested, only the worst case is reported.		

6.2 Test Setup

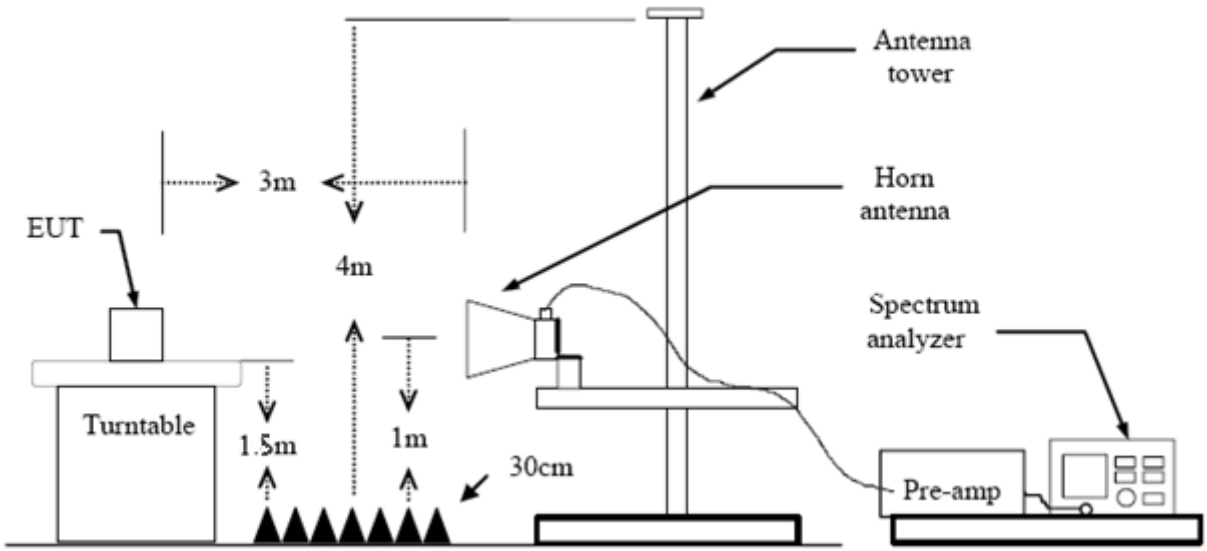

6.3 Test Procedure

(1) The measuring distance of 3m shall be used for measurements at frequency up to 1GHz and above 1 GHz. The EUT was placed on a rotating 0.8m high above ground, the table was rotated 360 degrees to determine the position of the highest radiation.

(2) Measurements at frequency above 1GHz. The EUT was placed on a rotating 1.5m high above the ground. RF absorbers covered the ground plane with a minimum area of 3.0m by 3.0m between the EUT and measurement receiver antenna. The RF absorber shall not exceed 30cm in high above the conducting floor. The table was rotated 360 degrees to determine the position of the highest radiation.

(3) The Test antenna shall vary between 1m and 4m, Both Horizontal and Vertical antenna are set to make measurement.
(4) The initial step in collecting conducted emission data is a spectrum analyzer peak detector mode pre-scanning the measurement frequency range. Significant peaks are then marked and then Quasi Peak detector mode re-measured.
(5) If the Peak Mode measured value compliance with and lower than Quasi Peak Mode Limit Bellow 1 GHz, the EUT shall be deemed to meet QP Limits and then no additional QP Mode measurement performed. But the Peak Value and average value both need to comply with applicable limit above 1 GHz.
(6) Testing frequency range below 1GHz the measuring instrument use VBW=120 kHz with Quasi-peak detection.
(7) Testing frequency range above 1GHz the measuring instrument use RBW=1 MHz and VBW=3 MHz with Peak Detector for Peak Values, and use RBW=1 MHz and VBW=10 Hz with Peak Detector for Average Values.
(8) For the actual test configuration, please see the test setup photo.

6.4 EUT Operating Condition

The Equipment Under Test was set to Continual Transmitting in maximum power.

6.4 Test Data

Remark: During testing above 1GHz the measuring instrument use RBW=1 MHz and VBW=3 MHz with Peak Detector for Peak Values, and use RBW=1 MHz and VBW=1 KHz with Peak Detector for Average Values.

All restriction bands have been tested, only the worst case is reported.

(1) Radiation Test

EUT:	PA ACTIVE STEREO SPEAKER BUILT IN BLUETOOTH	Model Name :	HP-6250AUBT
Temperature:	25℃	Relative Humidity:	55%
Test Voltage:	AC 120V/60Hz		
Ant. Pol.	Horizontal		
Test Mode:	TX GFSK Mode 2402MHz		
Remark:	N/A		

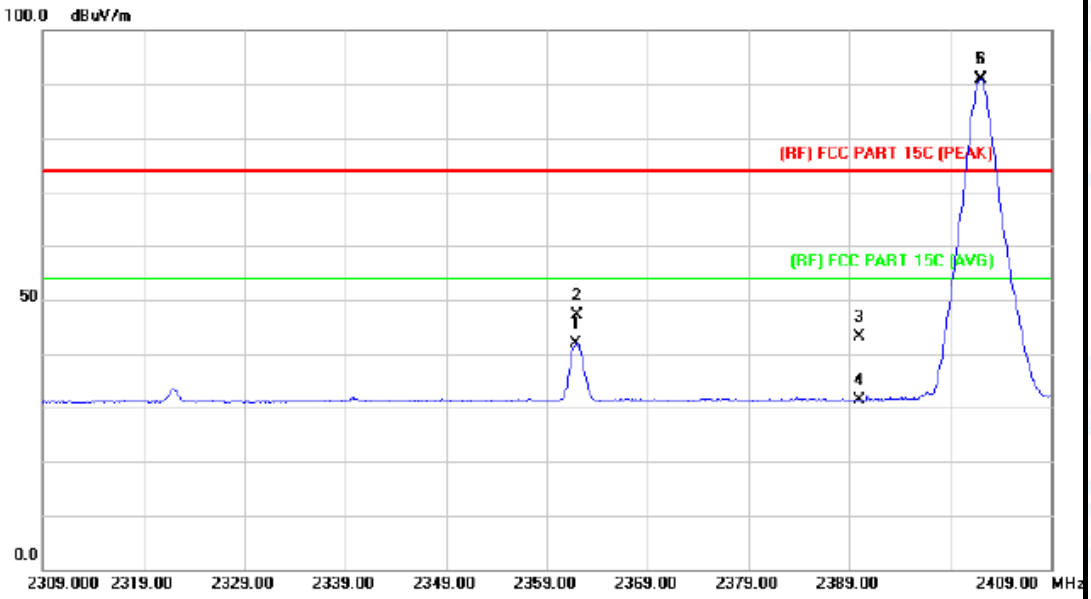

No.	Mk.	Freq.	Reading Level	Correct Factor	Measure-ment	Limit	Over	
		MHz	dBuV	dB/m	dBuV/m	dBuV/m	dB	Detector
1		2361.900	41.26	0.65	41.91	54.00	-12.09	AVG
2		2362.000	46.51	0.65	47.16	74.00	-26.84	peak
3		2390.000	42.42	0.77	43.19	74.00	-30.81	peak
4		2390.000	30.68	0.77	31.45	54.00	-22.55	AVG
5	*	2402.000	89.99	0.82	90.81	Fundamental Frequency		AVG
6	X	2402.100	89.97	0.82	90.79	Fundamental Frequency		peak

Emission Level= Read Level+ Correct Factor

EUT:	PA ACTIVE STEREO SPEAKER BUILT IN BLUETOOTH	Model Name :	HP-6250AUBT
Temperature:	25℃	Relative Humidity:	55%
Test Voltage:	AC 120V/60Hz		
Ant. Pol.	Vertical		
Test Mode:	TX GFSK Mode 2402MHz		
Remark:	N/A		

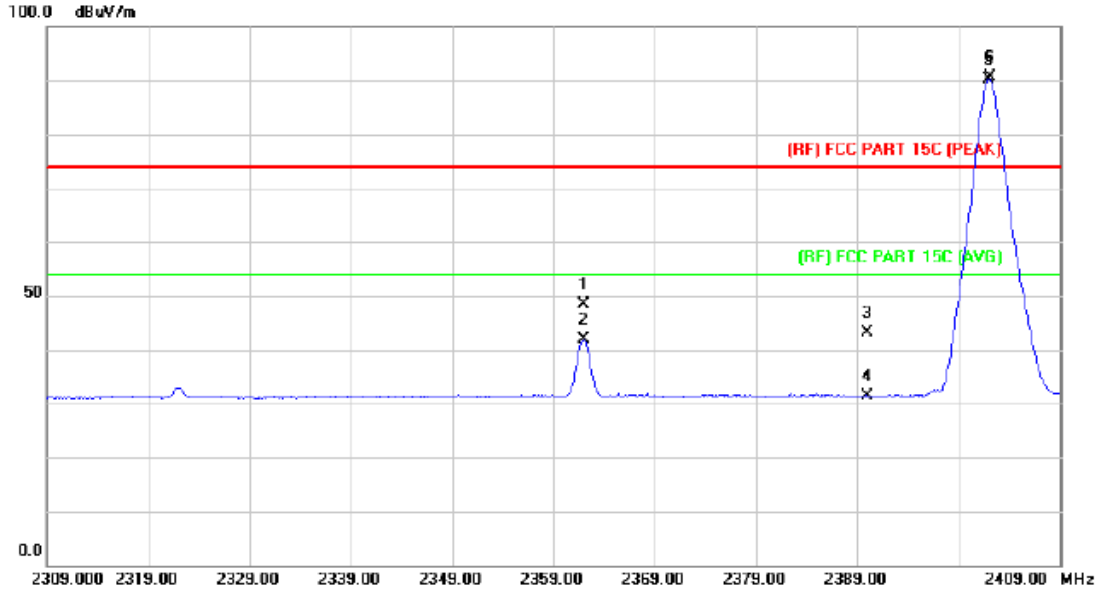

No.	Mk.	Freq.	Reading Level	Correct Factor	Measure-ment	Limit	Over	
		MHz	dBuV	dB/m	dBuV/m	dBuV/m	dB	Detector
1		2362.000	47.64	0.65	48.29	74.00	-25.71	peak
2		2362.000	41.19	0.65	41.84	54.00	-12.16	AVG
3		2390.000	42.47	0.77	43.24	74.00	-30.76	peak
4		2390.000	30.57	0.77	31.34	54.00	-22.66	AVG
5	*	2402.000	89.26	0.82	90.08	Fundamental Frequency		AVG
6	X	2402.100	89.72	0.82	90.54	Fundamental Frequency		peak

Emission Level= Read Level+ Correct Factor

EUT:	PA ACTIVE STEREO SPEAKER BUILT IN BLUETOOTH	Model Name :	HP-6250AUBT
Temperature:	25℃	Relative Humidity:	55%
Test Voltage:	AC 120V/60Hz		
Ant. Pol.	Horizontal		
Test Mode:	TX GFSK Mode 2480 MHz		
Remark:	N/A		

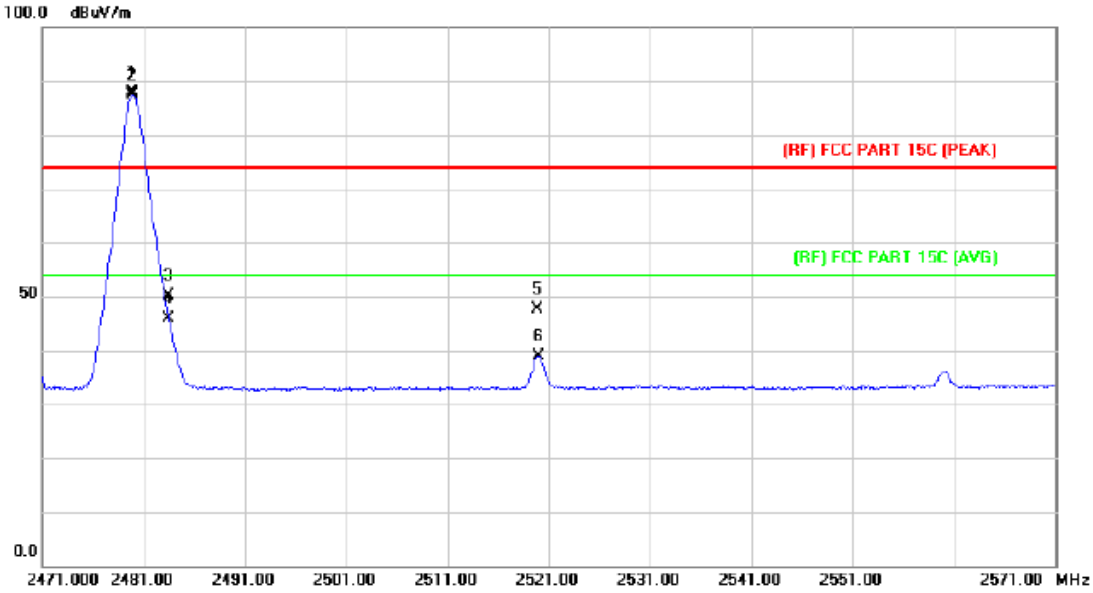

No.	Mk.	Freq.	Reading Level	Correct Factor	Measure-ment	Limit	Over	
		MHz	dBuV	dB/m	dBuV/m	dBuV/m	dB	Detector
1	X	2479.800	86.84	1.15	87.99	Fundamental Frequency		peak
2	*	2479.900	86.24	1.15	87.39	Fundamental Frequency		AVG
3		2483.500	49.07	1.17	50.24	74.00	-23.76	peak
4		2483.500	44.60	1.17	45.77	54.00	-8.23	AVG
5		2519.800	46.36	1.36	47.72	74.00	-26.28	peak
6		2520.000	37.63	1.36	38.99	54.00	-15.01	AVG

Emission Level= Read Level+ Correct Factor

EUT:	PA ACTIVE STEREO SPEAKER BUILT IN BLUETOOTH	Model Name :	HP-6250AUBT
Temperature:	25℃	Relative Humidity:	55%
Test Voltage:	AC 120V/60Hz		
Ant. Pol.	Vertical		
Test Mode:	TX GFSK Mode 2480 MHz		
Remark:	N/A		

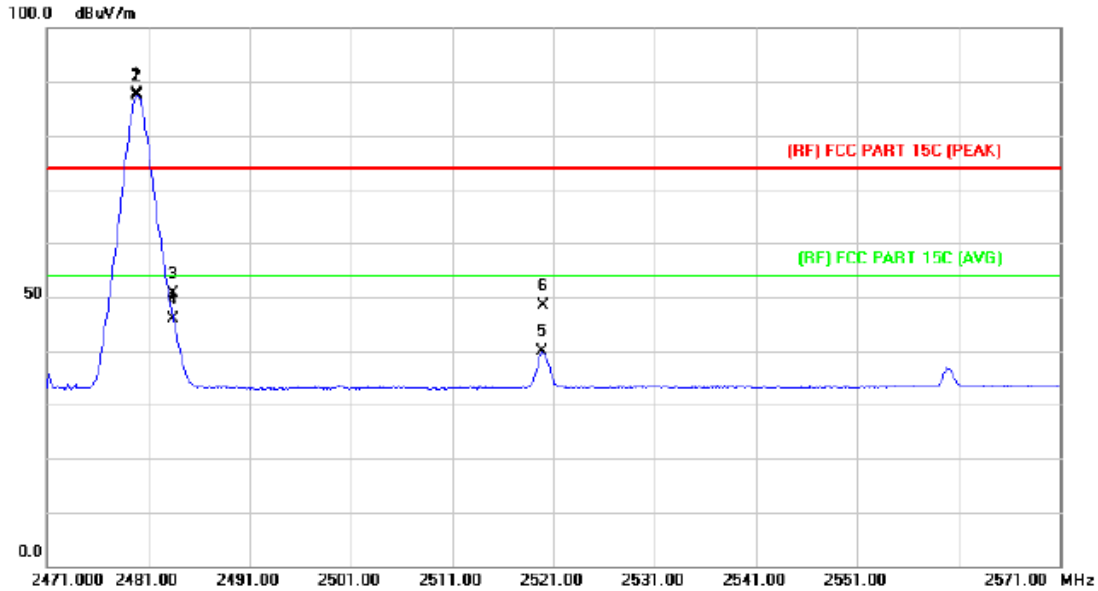

No.	Mk.	Freq.	Reading Level	Correct Factor	Measure-ment	Limit	Over	
		MHz	dBuV	dB/m	dBuV/m	dBuV/m	dB	Detector
1	X	2479.800	86.48	1.15	87.63	Fundamental Frequency		peak
2	*	2479.900	86.24	1.15	87.39	Fundamental Frequency		AVG
3		2483.500	49.37	1.17	50.54	74.00	-23.46	peak
4		2483.500	44.66	1.17	45.83	54.00	-8.17	AVG
5		2519.900	38.47	1.36	39.83	54.00	-14.17	AVG
6		2520.000	47.12	1.36	48.48	74.00	-25.52	peak

Emission Level= Read Level+ Correct Factor

EUT:	PA ACTIVE STEREO SPEAKER BUILT IN BLUETOOTH	Model Name :	HP-6250AUBT
Temperature:	25℃	Relative Humidity:	55%
Test Voltage:	AC 120V/60Hz		
Ant. Pol.	Horizontal		
Test Mode:	TX 8-DPSK Mode 2402MHz		
Remark:	N/A		

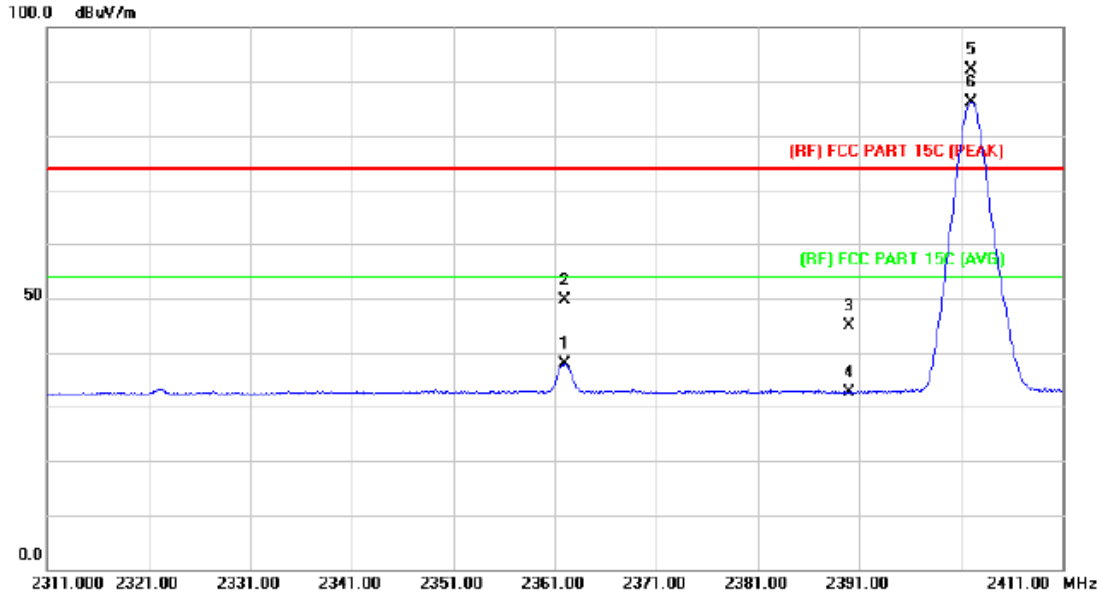

No.	Mk.	Freq.	Reading Level	Correct Factor	Measure-ment	Limit	Over	
		MHz	dBuV	dB/m	dBuV/m	dBuV/m	dB	Detector
1		2362.000	37.30	0.65	37.95	54.00	-16.05	AVG
2		2362.012	49.02	0.65	49.67	74.00	-24.33	peak
3		2390.000	44.06	0.77	44.83	74.00	-29.17	peak
4		2390.000	31.94	0.77	32.71	54.00	-21.29	AVG
5	X	2402.000	91.29	0.82	92.11	Fundamental Frequency		peak
6	*	2402.000	85.20	0.82	86.02	Fundamental Frequency		AVG

Emission Level= Read Level+ Correct Factor

EUT:	PA ACTIVE STEREO SPEAKER BUILT IN BLUETOOTH	Model Name :	HP-6250AUBT
Temperature:	25℃	Relative Humidity:	55%
Test Voltage:	AC 120V/60Hz		
Ant. Pol.	Vertical		
Test Mode:	TX 8-DPSK Mode 2402MHz		
Remark:	N/A		

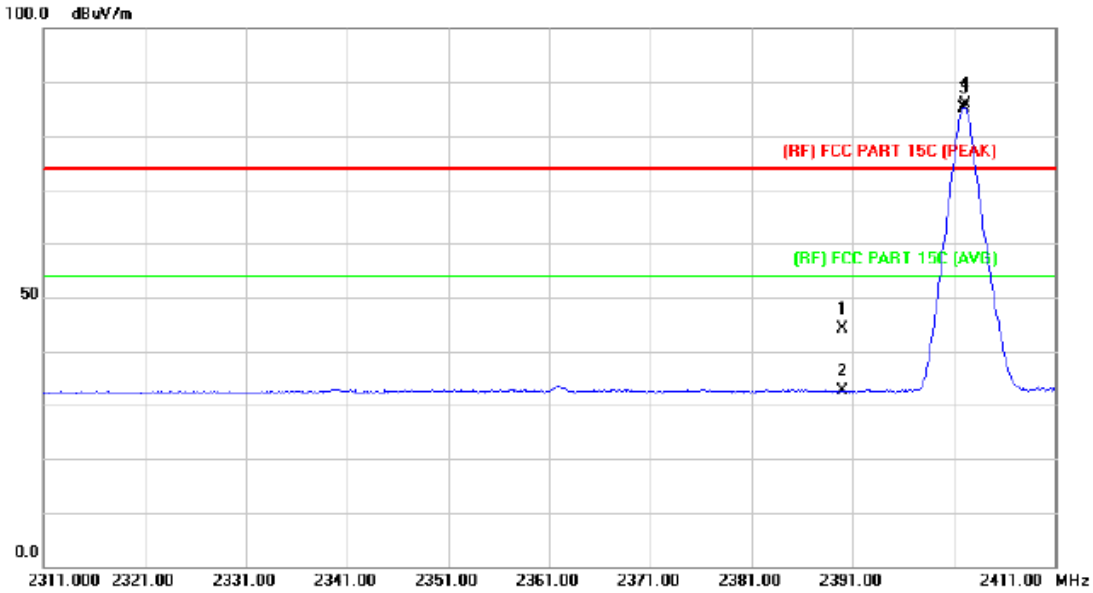

No.	Mk.	Freq.	Reading Level	Correct Factor	Measure-ment	Limit	Over	
		MHz	dBuV	dB/m	dBuV/m	dBuV/m	dB	Detector
1		2390.000	43.33	0.77	44.10	74.00	-29.90	peak
2		2390.000	31.76	0.77	32.53	54.00	-21.47	AVG
3	*	2402.000	84.43	0.82	85.25	Fundamental Frequency		AVG
4	X	2402.100	85.07	0.82	85.89	Fundamental Frequency		peak

Emission Level= Read Level+ Correct Factor

EUT:	PA ACTIVE STEREO SPEAKER BUILT IN BLUETOOTH	Model Name :	HP-6250AUBT
Temperature:	25℃	Relative Humidity:	55%
Test Voltage:	AC 120V/60Hz		
Ant. Pol.	Horizontal		
Test Mode:	TX 8-DPSK Mode 2480MHz		
Remark:	N/A		

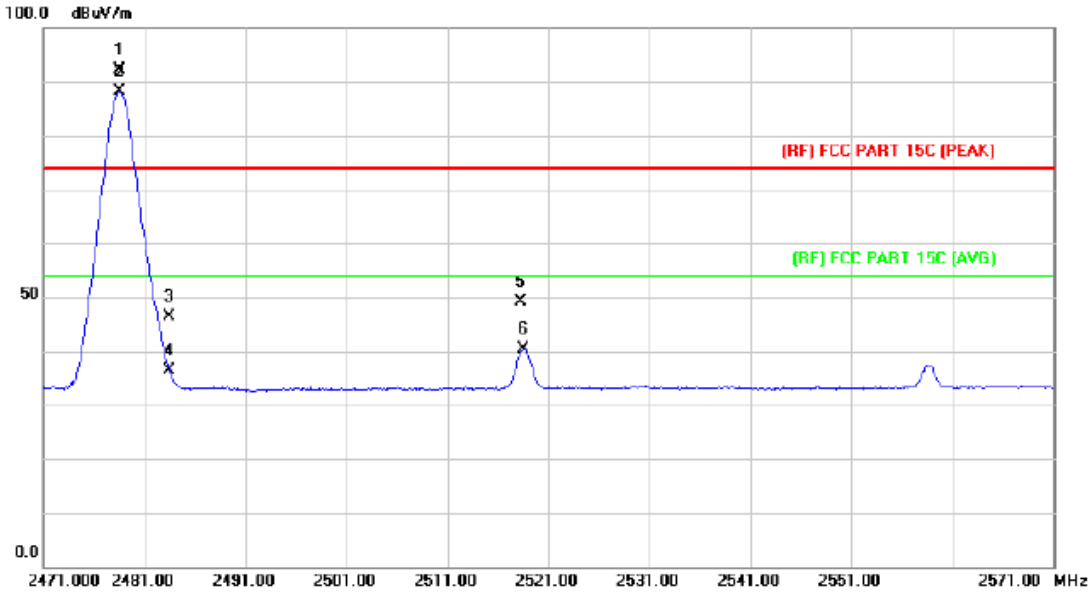

No.	Mk.	Freq.	Reading Level	Correct Factor	Measure-ment	Limit	Over	
		MHz	dBuV	dB/m	dBuV/m	dBuV/m	dB	Detector
1	X	2478.500	90.94	1.15	92.09	Fundamental Frequency		peak
2	*	2478.600	86.89	1.15	88.04	Fundamental Frequency		AVG
3		2483.500	45.31	1.17	46.48	74.00	-27.52	peak
4		2483.500	35.17	1.17	36.34	54.00	-17.66	AVG
5		2518.300	47.86	1.34	49.20	74.00	-24.80	peak
6		2518.600	39.05	1.35	40.40	54.00	-13.60	AVG

Emission Level= Read Level+ Correct Factor

EUT:	PA ACTIVE STEREO SPEAKER BUILT IN BLUETOOTH	Model Name :	HP-6250AUBT
Temperature:	25℃	Relative Humidity:	55%
Test Voltage:	AC 120V/60Hz		
Ant. Pol.	Vertical		
Test Mode:	TX 8-DPSK Mode 2480MHz		
Remark:	N/A		

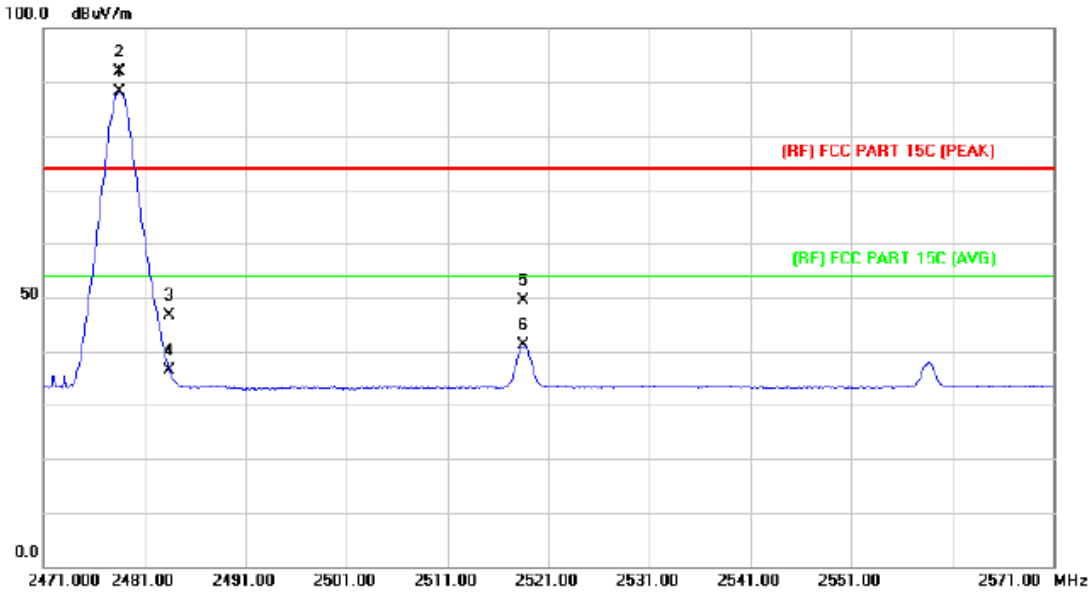

No.	Mk.	Freq.	Reading Level	Correct Factor	Measure-ment	Limit	Over	
		MHz	dBuV	dB/m	dBuV/m	dBuV/m	dB	Detector
1	*	2478.500	87.04	1.15	88.19	Fundamental Frequency		AVG
2	X	2478.600	90.72	1.15	91.87	Fundamental Frequency		peak
3		2483.500	45.35	1.17	46.52	74.00	-27.48	peak
4		2483.500	35.29	1.17	36.46	74.00	-37.54	peak
5		2518.500	48.15	1.34	49.49	74.00	-24.51	peak
6		2518.600	39.72	1.35	41.07	54.00	-12.93	AVG

Emission Level= Read Level+ Correct Factor

(2) Conducted Test

EUT:	PA ACTIVE STEREO SPEAKER BUILT IN BLUETOOTH	**Model Name :**	HP-6250AUBT
Temperature:	25℃	**Relative Humidity:**	55%
Test Voltage:	AC 120V/60Hz		
Test Mode:	TX GFSK Mode 2402MHz / 2480 MHz		
Remark:	N/A		

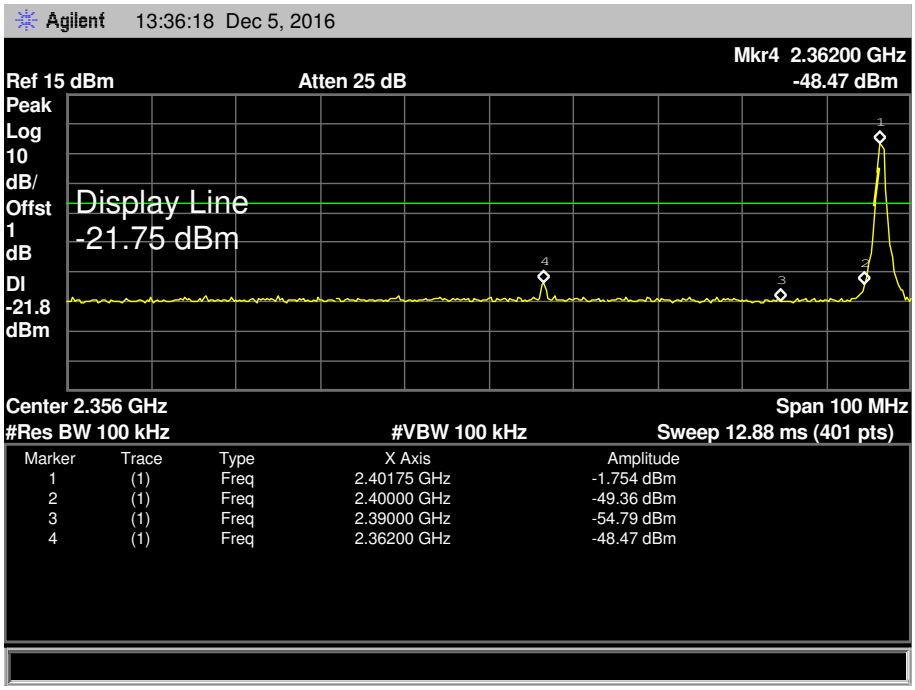

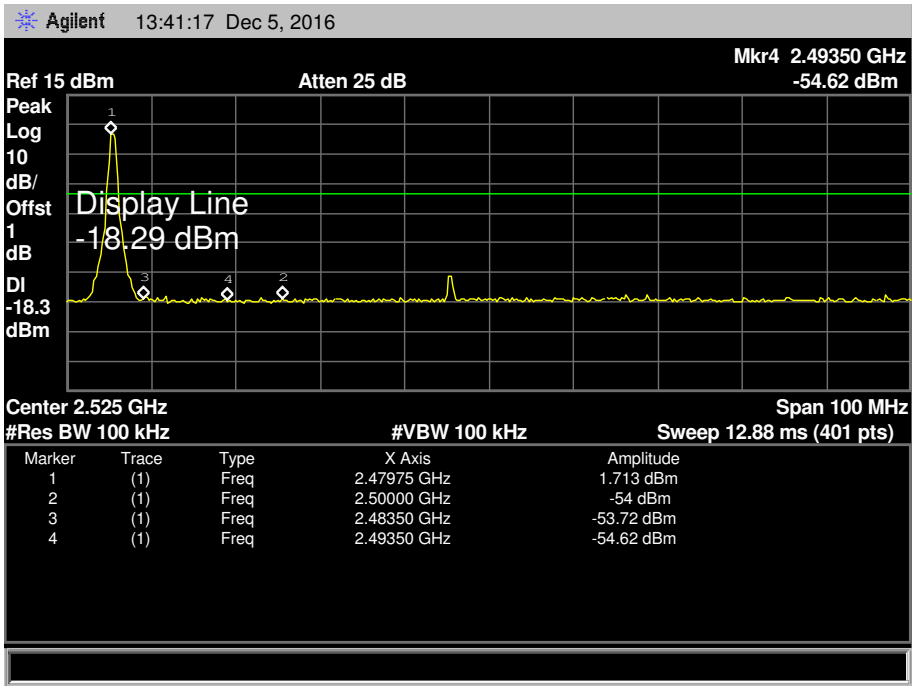

EUT:	PA ACTIVE STEREO SPEAKER BUILT IN BLUETOOTH	Model Name :	HP-6250AUBT
Temperature:	25℃	Relative Humidity:	55%
Test Voltage:	AC 120V/60Hz		
Test Mode:	GFSK Hopping Mode		
Remark:	N/A		

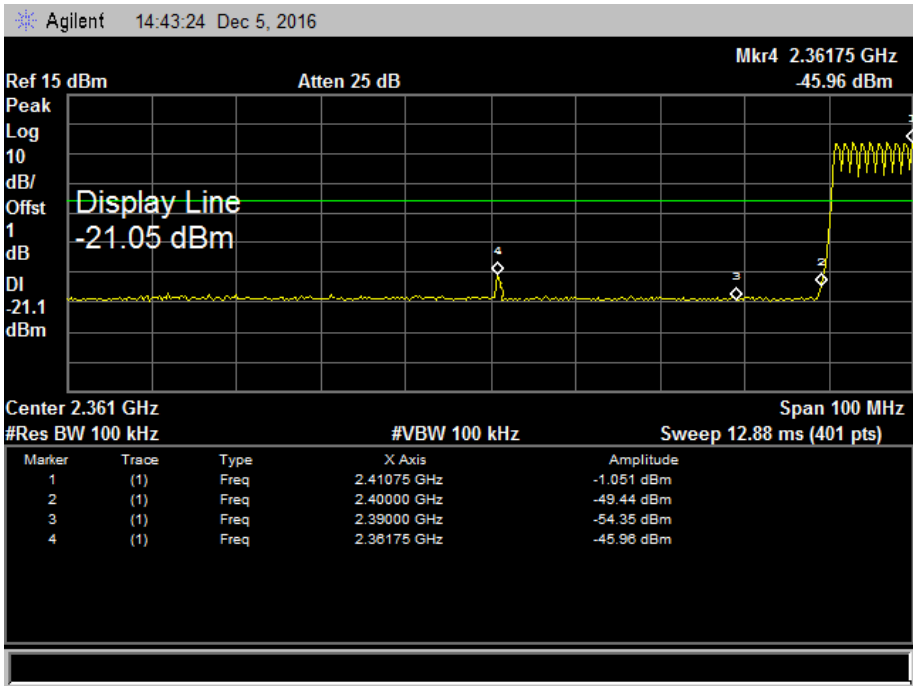

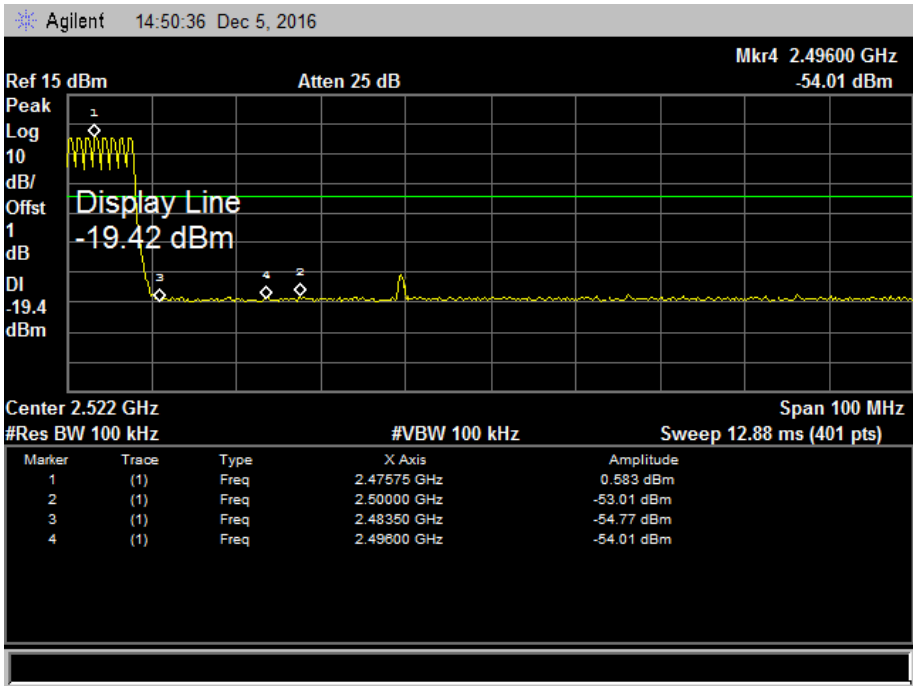

EUT:	PA ACTIVE STEREO SPEAKER BUILT IN BLUETOOTH	**Model Name :**	HP-6250AUBT
Temperature:	25℃	**Relative Humidity:**	55%
Test Voltage:	AC 120V/60Hz		
Test Mode:	TX 8-DPSK Mode 2402MHz / 2480 MHz		
Remark:	N/A		

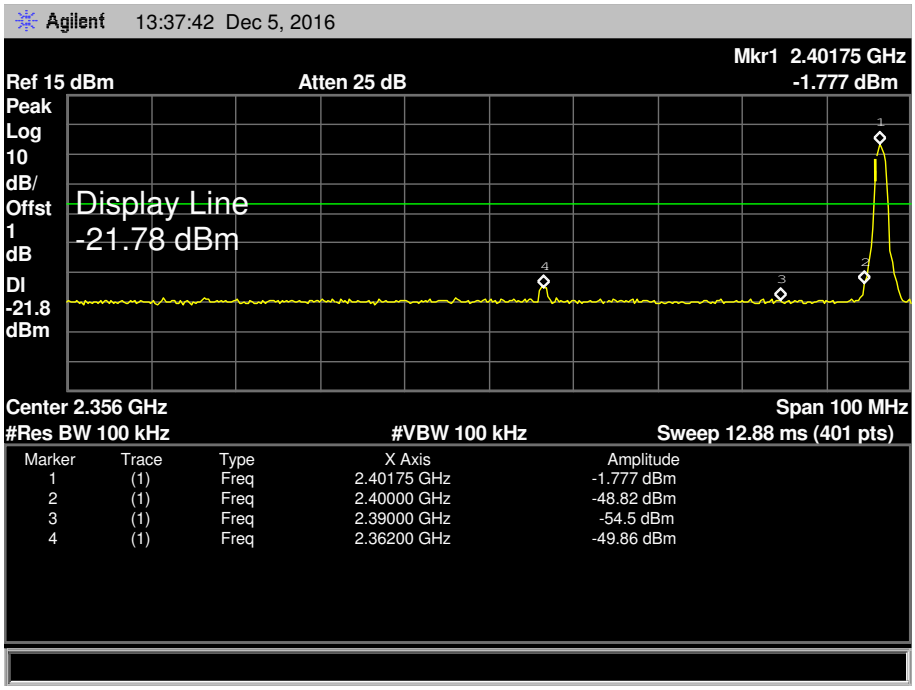

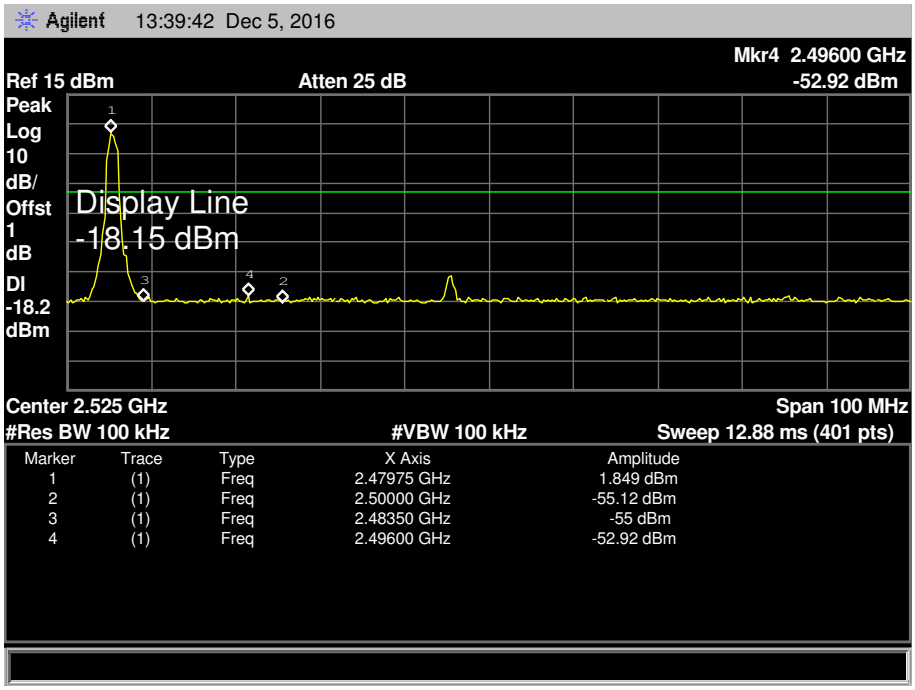

EUT:	PA ACTIVE STEREO SPEAKER BUILT IN BLUETOOTH	**Model Name :**	HP-6250AUBT
Temperature:	25℃	**Relative Humidity:**	55%
Test Voltage:	AC 120V/60Hz		
Test Mode:	8-DPSK Hopping Mode		
Remark:	N/A		

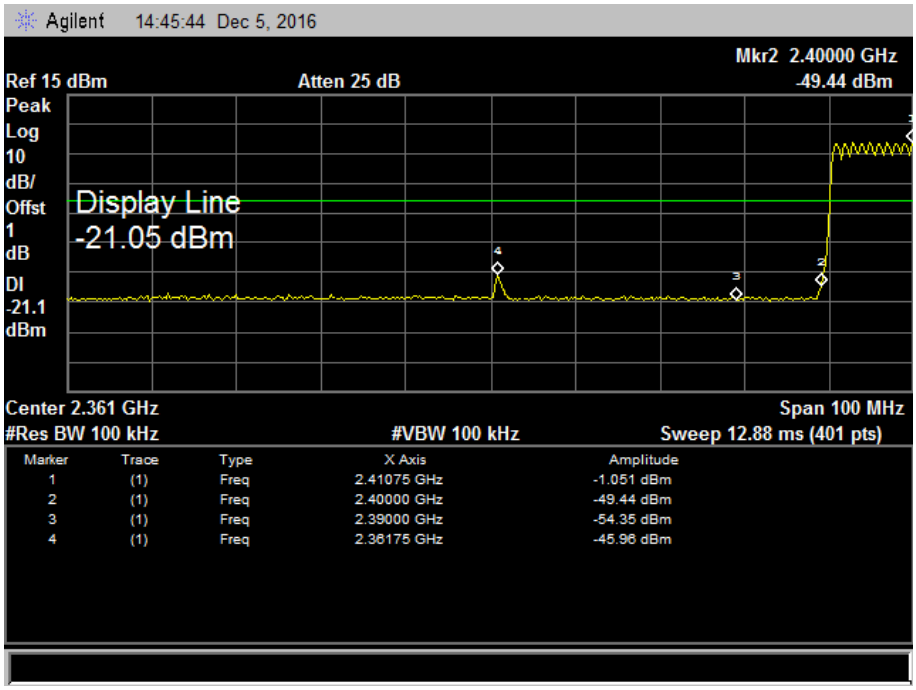

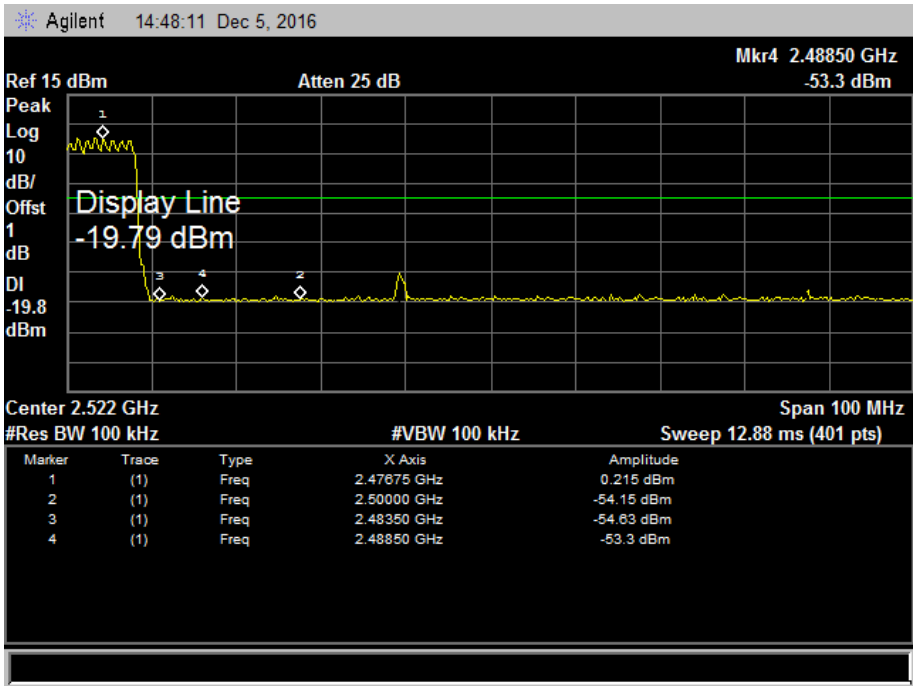

7. Number of Hopping Channel

7.1 Test Standard and Limit

6.1.1 Test Standard
FCC Part 15.247 (a)(1)
6.1.2 Test Limit

Section	Test Item	Limit
15.247	Number of Hopping Channel	>15

7.2 Test Setup

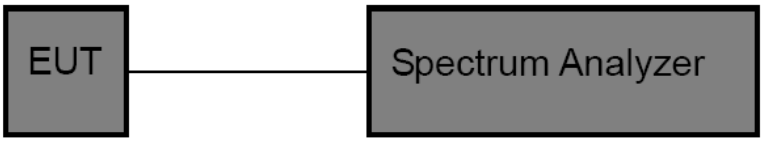

7.3 Test Procedure

(1) The EUT was directly connected to the spectrum analyzer and antenna output port as show in the block diagram above.
(2) Spectrum Setting: RBW=100 KHz, VBW=100 KHz, Sweep time= Auto.

7.4 EUT Operating Condition

The EUT was set to the Hopping Mode by the Customer.

7.5 Test Data

EUT:	PA ACTIVE STEREO SPEAKER BUILT IN BLUETOOTH	**Model Name :**	HP-6250AUBT
Temperature:	25℃	**Relative Humidity:**	55%
Test Voltage:	AC 120V/60Hz		
Test Mode:	Hopping Mode (GFSK/8-DPSK)		

Frequency Range	**Quantity of Hopping Channel**	**Limit**
2402MHz~2480MHz	79	**>15**
	79	

GFSK Mode

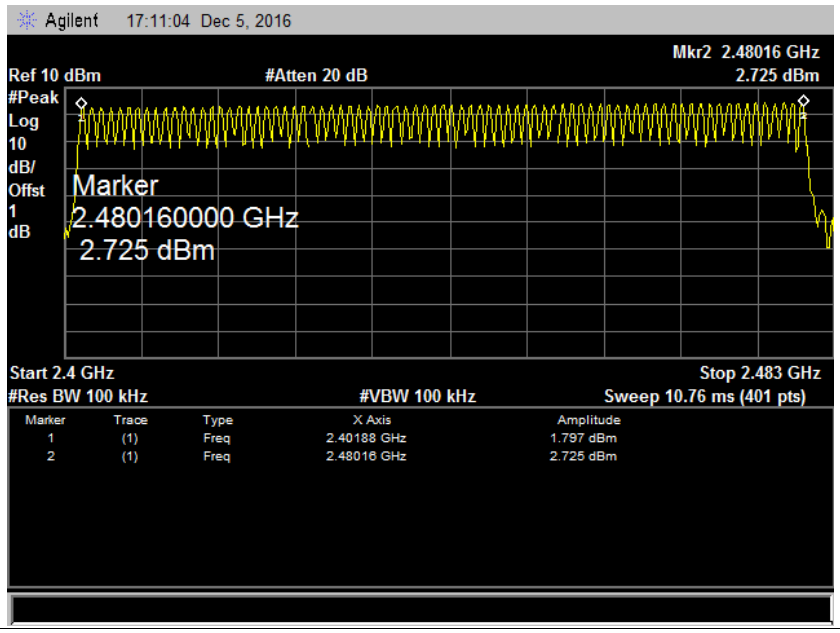

8-DPSK Mode

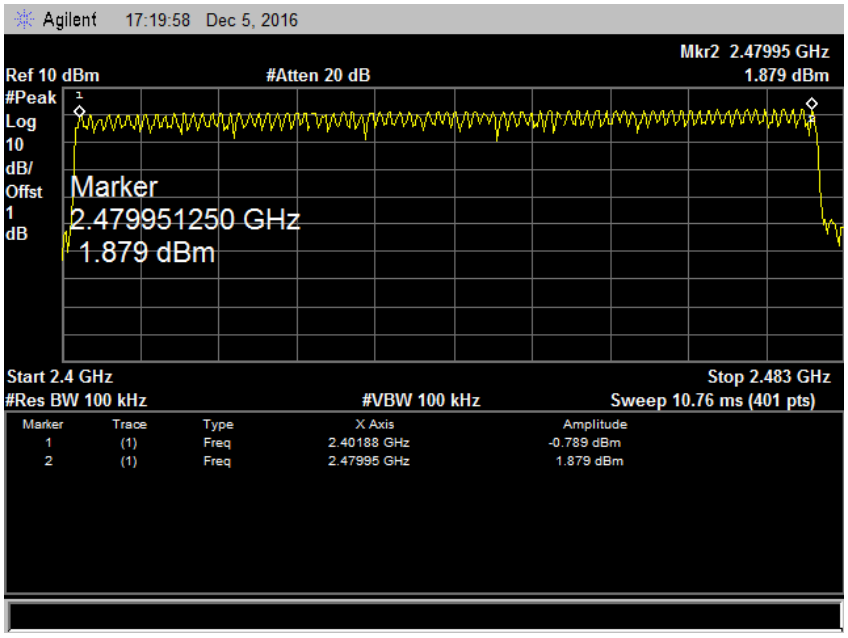

8. Average Time of Occupancy

8.1 Test Standard and Limit

8.1.1 Test Standard
FCC Part 15.247 (a)(1)
8.1.2 Test Limit

Section	Test Item	Limit
15.247(a)(1)/ RSS-210 Annex 8(A8.1d)	Average Time of Occupancy	0.4 sec

8.2 Test Setup

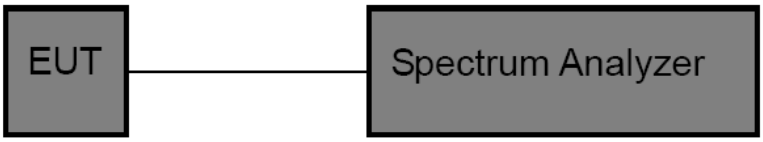

8.3 Test Procedure

(1) The EUT was directly connected to the spectrum analyzer and antenna output port as show in the block diagram above.
(2) Spectrum Setting: RBW=1MHz, VBW=1MHz.
(3) Use video trigger with the trigger level set to enable triggering only on full pulses.
(4) Sweep Time is more than once pulse time.
(5) Set the center frequency on any frequency would be measure and set the frequency span to zero.
(6) Measure the maximum time duration of one single pulse.
(7) Set the EUT for packet transmitting.
(8) Measure the maximum time duration of one single pulse.

8.4 EUT Operating Condition

The average time of occupancy on any channel within the Period can be calculated with formulas:
{Total of Dwell} = {Pulse Time} * (1600 / X) / {Number of Hopping Frequency} * {Period}
{Period} = 0.4s * {Number of Hopping Frequency}
Note: X=2 or 4 or 6 (1DH1=2, 1DH3=4, 1DH5=6. 2DH1=2, 2DH3=4, 2DH5=6. 3DH1=2,3DH3=4, 3DH5=6)
The lowest, middle and highest channels are selected to perform testing to record the dwell time of each occupation measured in this channel, which is called Pulse Time here.

The EUT was set to the Hopping Mode by the Customer.

8.5 Test Data

EUT:	PA ACTIVE STEREO SPEAKER BUILT IN BLUETOOTH		Model Name :		HP-6250AUBT
Temperature:	25℃		Relative Humidity:		55%
Test Voltage:	AC 120V/60Hz				
Test Mode:	Hopping Mode (GFSK DH1)				
Channel (MHz)	**Pulse Time (ms)**	**Total of Dwell (ms)**	**Period Time (s)**	**Limit (ms)**	**Result**
2402	0.450	144.00	31.60	400	**PASS**
2441	0.450	144.00			
2480	0.460	147.20			
Note: Dwell time=Pulse Time (ms) × (1600 ÷ 2 ÷ 79) ×31.6					

GFSK Hopping Mode DH1

2402 MHz

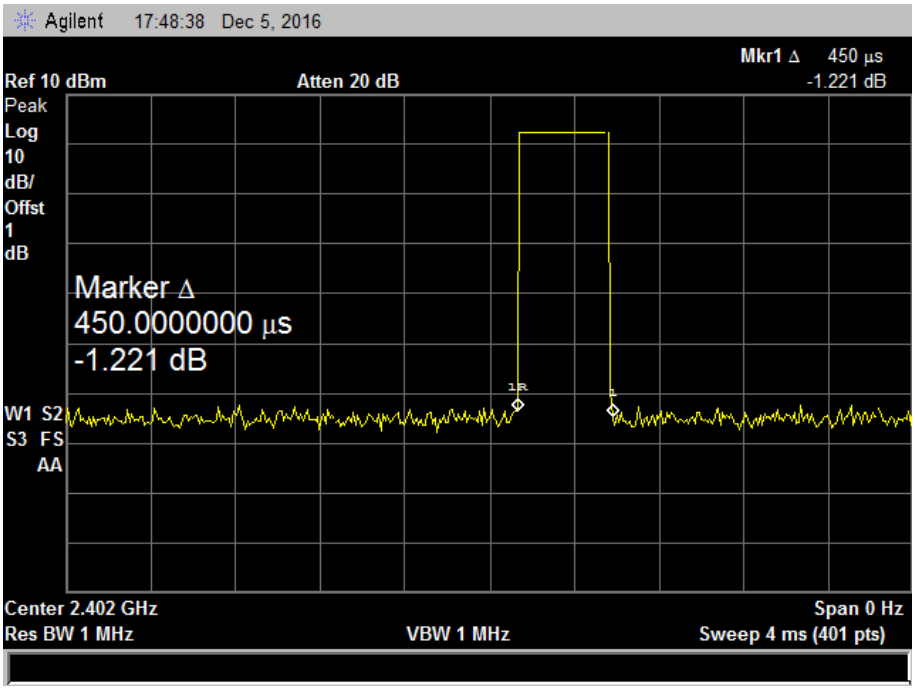

GFSK Hopping Mode DH1

2441 MHz

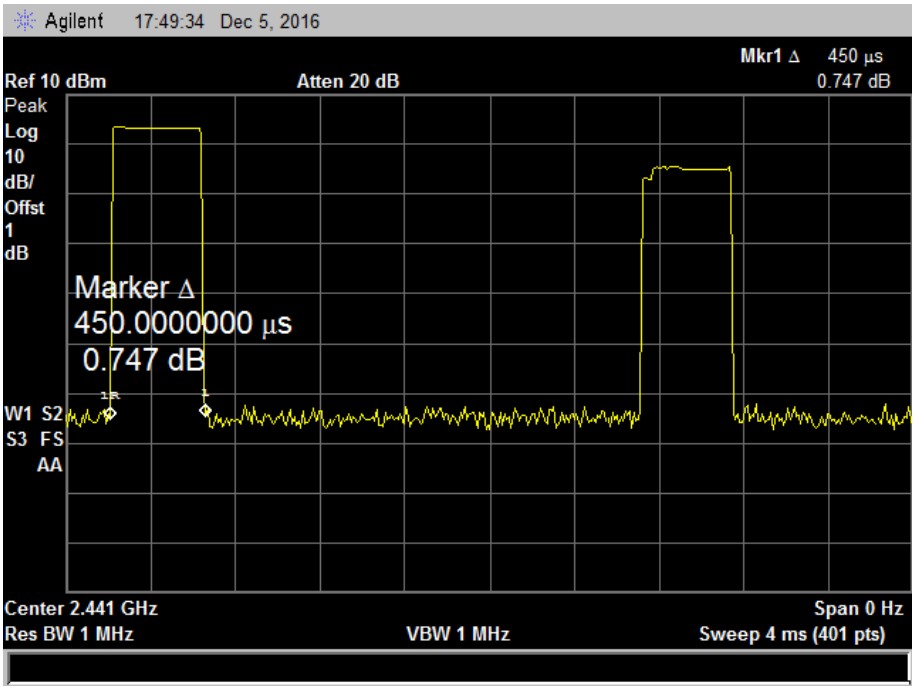

GFSK Hopping Mode DH1

2480 MHz

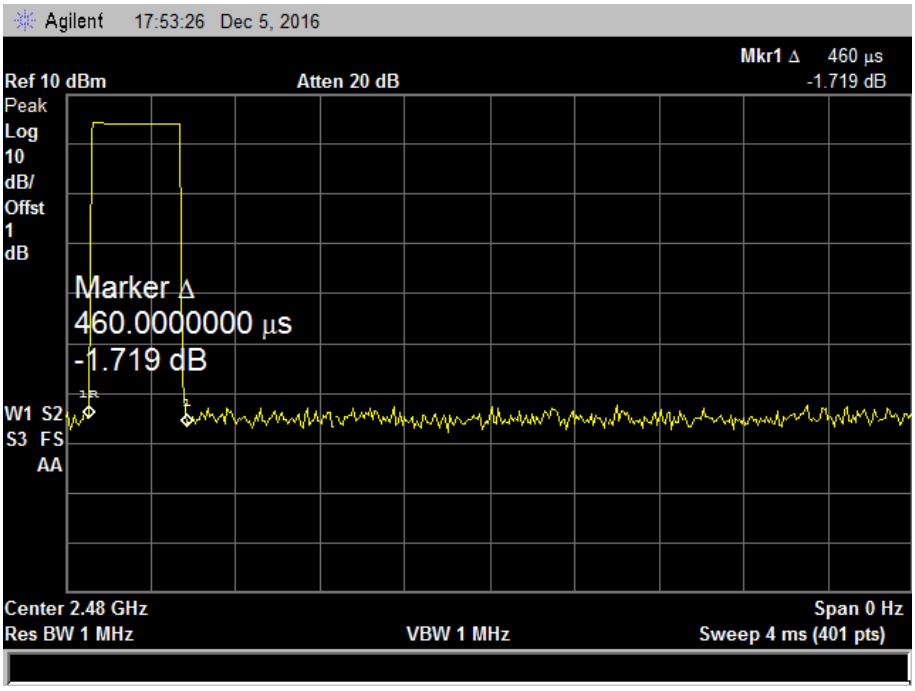

EUT:	PA ACTIVE STEREO SPEAKER BUILT IN BLUETOOTH		Model Name :	HP-6250AUBT	
Temperature:	25℃		Relative Humidity:	55%	
Test Voltage:	AC 120V/60Hz				
Test Mode:	Hopping Mode (GFSK DH3)				
Channel (MHz)	Pulse Time (ms)	Total of Dwell (ms)	Period Time (s)	Limit (ms)	Result
2402	1.760	281.60	31.60	400	PASS
2441	1.760	281.60			
2480	1.760	281.60			
Note: Dwell time=Pulse Time (ms) × (1600 ÷ 4 ÷ 79) ×31.6					

GFSK Hopping Mode DH3

2402 MHz

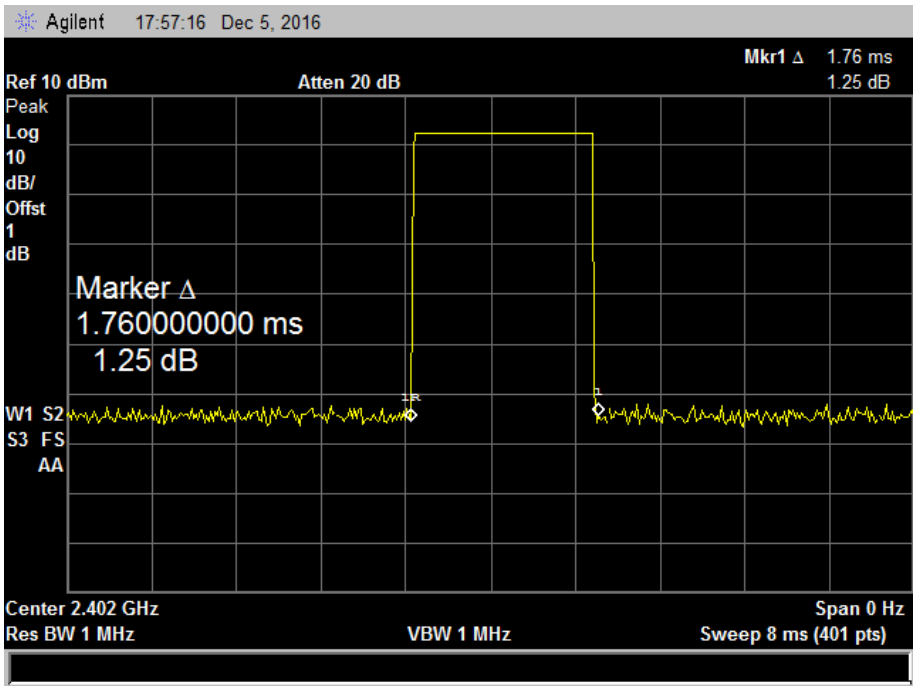

GFSK Hopping Mode DH3

2441 MHz

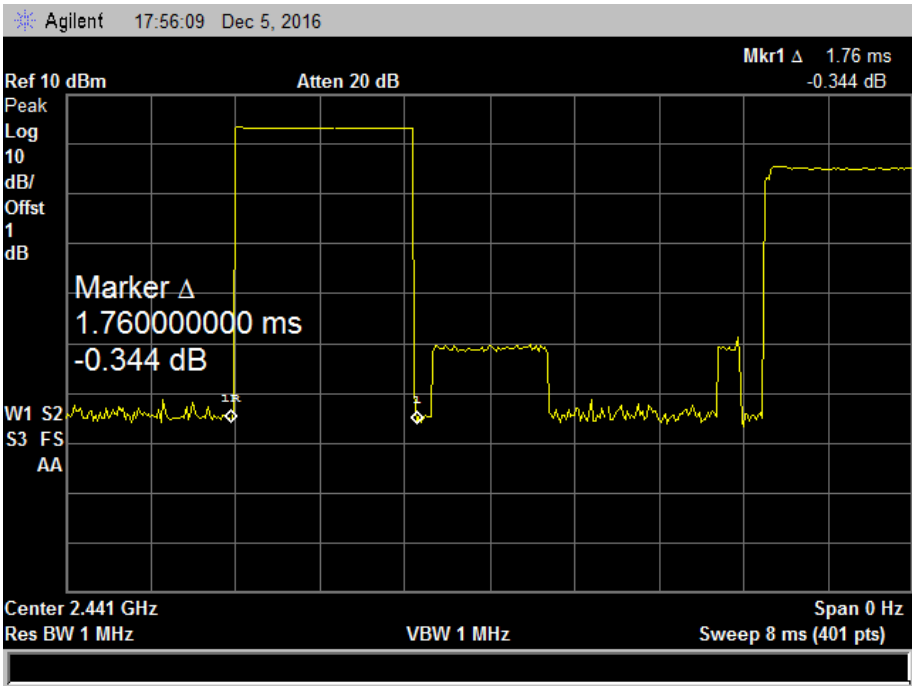

GFSK Hopping Mode DH3

2480 MHz

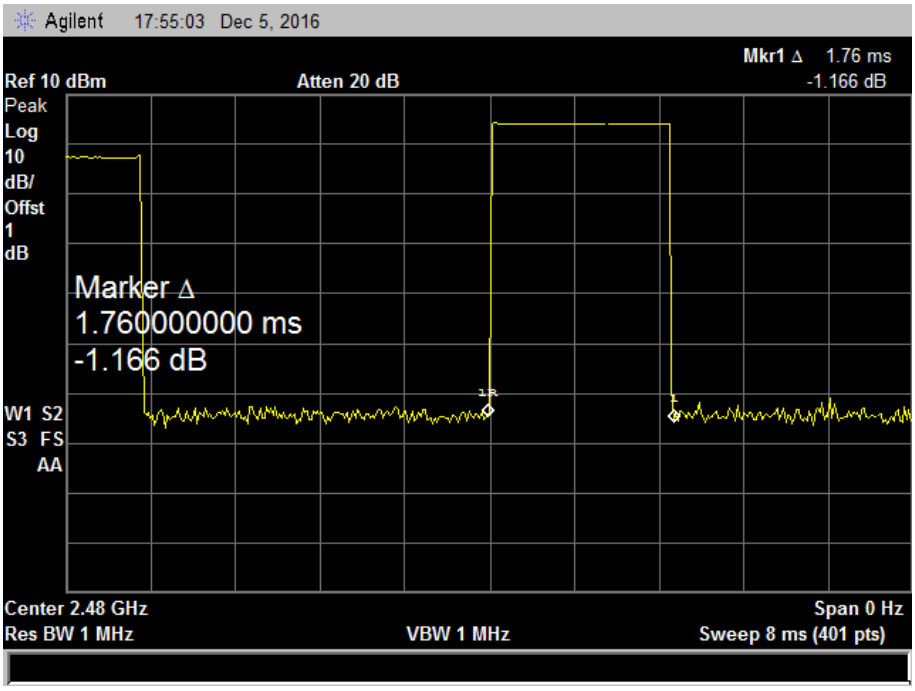

EUT:	PA ACTIVE STEREO SPEAKER BUILT IN BLUETOOTH	Model Name :	HP-6250AUBT
Temperature:	25℃	Relative Humidity:	55%
Test Voltage:	AC 120V/60Hz		
Test Mode:	Hopping Mode (GFSK DH5)		

Channel (MHz)	Pulse Time (ms)	Total of Dwell (ms)	Period Time (s)	Limit (ms)	Result
2402	3.000	320.00	31.60	400	PASS
2441	3.000	320.00			
2480	3.000	320.00			

Note: Dwell time=Pulse Time (ms) × (1600 ÷ 6 ÷ 79) ×31.6

GFSK Hopping Mode DH5

2402 MHz

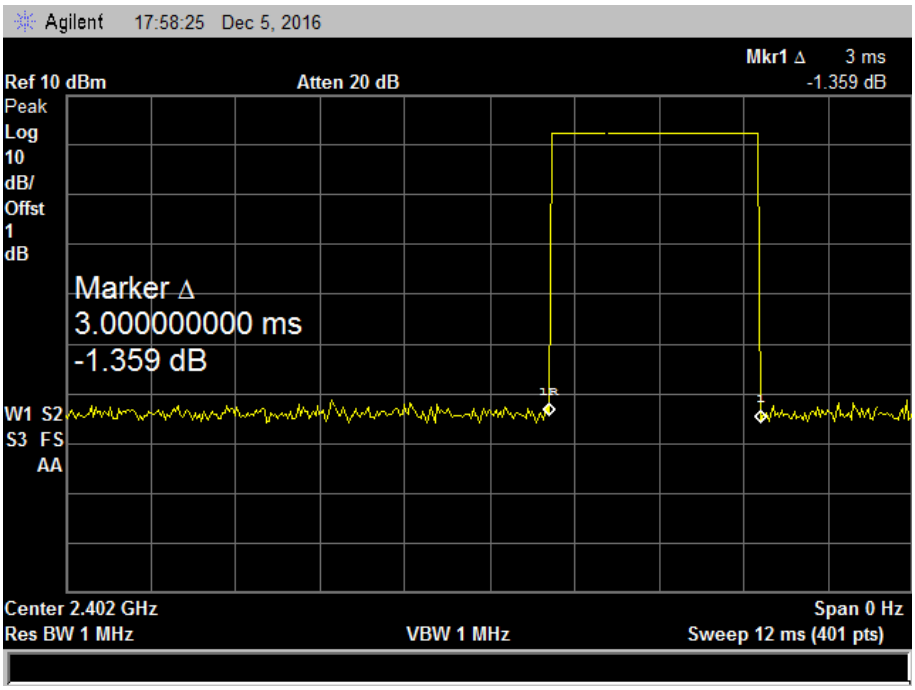

GFSK Hopping Mode DH5

2441 MHz

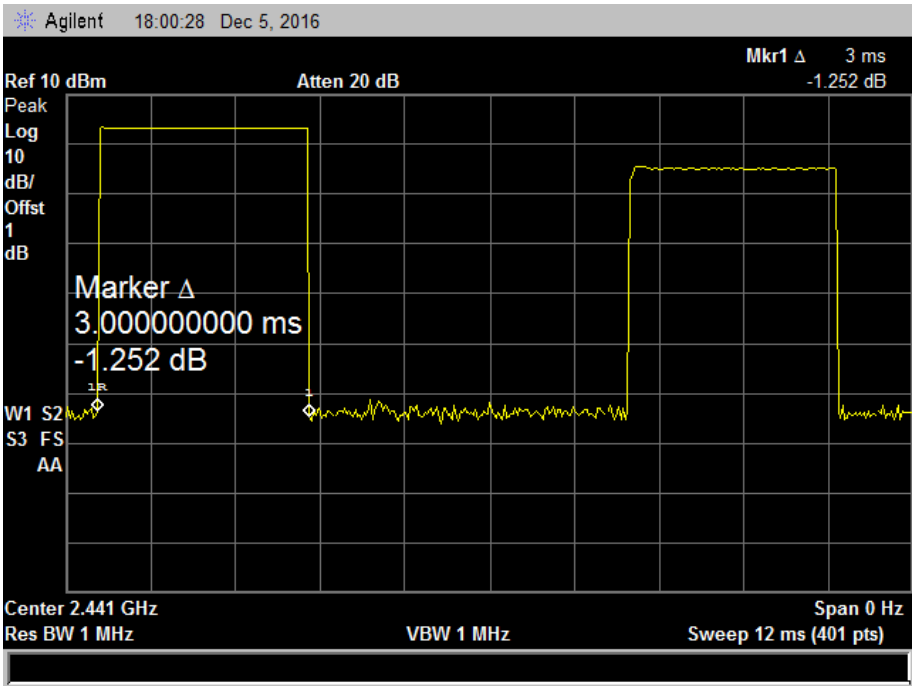

GFSK Hopping Mode DH5

2480 MHz

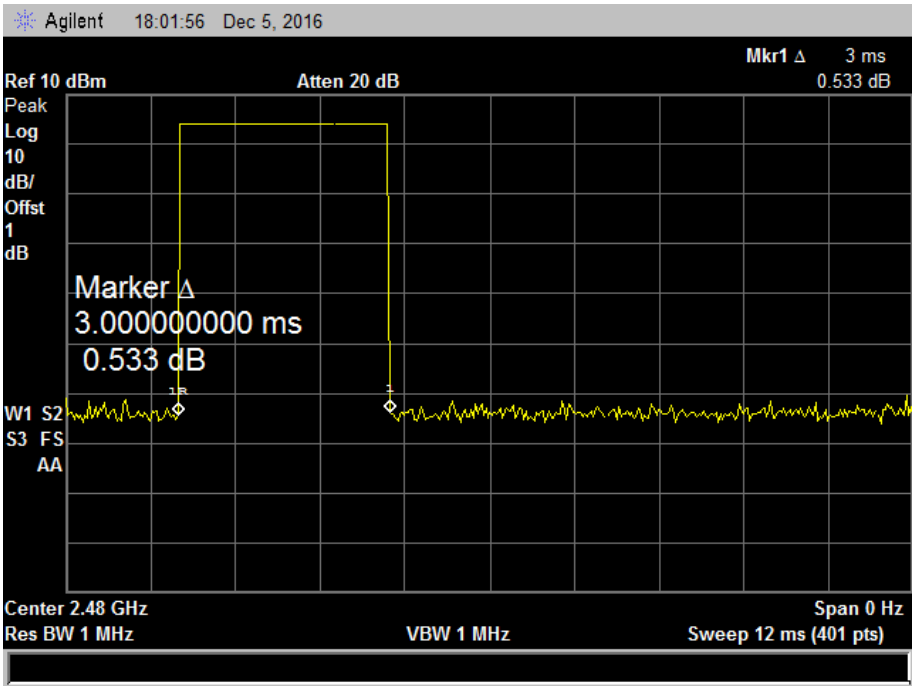

EUT:	PA ACTIVE STEREO SPEAKER BUILT IN BLUETOOTH	Model Name :	HP-6250AUBT
Temperature:	25℃	Relative Humidity:	55%
Test Voltage:	AC 120V/60Hz		
Test Mode:	Hopping Mode (π /4-DQPSK DH1)		

Channel (MHz)	Pulse Time (ms)	Total of Dwell (ms)	Period Time (s)	Limit (ms)	Result
2402	0.460	147.20	31.60	400	PASS
2441	0.460	147.20			
2480	0.460	147.20			

Note: Dwell time=Pulse Time (ms) × (1600 ÷ 2 ÷ 79) ×31.6

π /4-DQPSK Hopping Mode DH1

2402 MHz

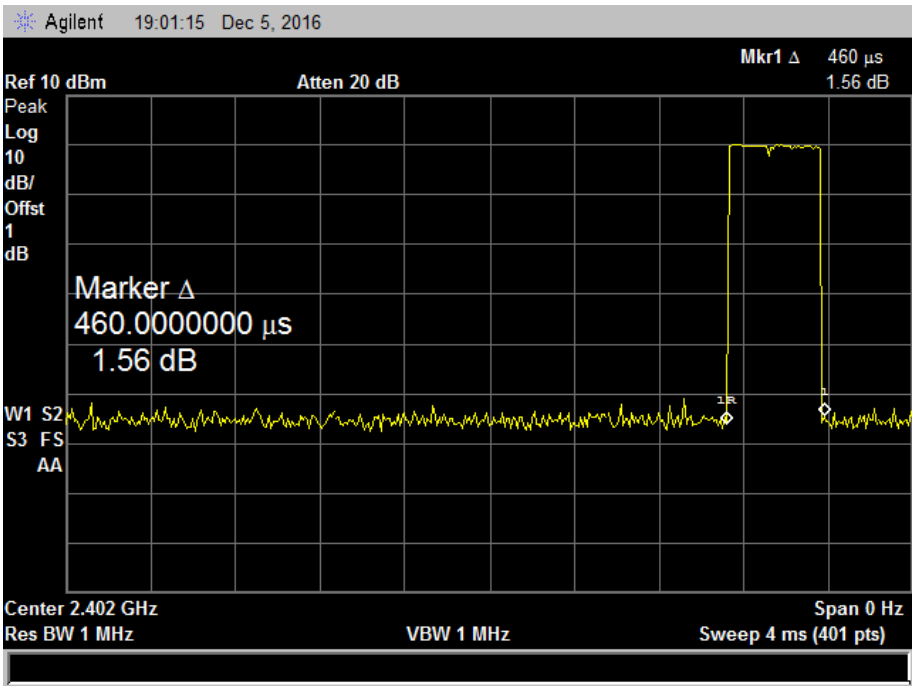

π /4-DQPSK Hopping Mode DH1

2441 MHz

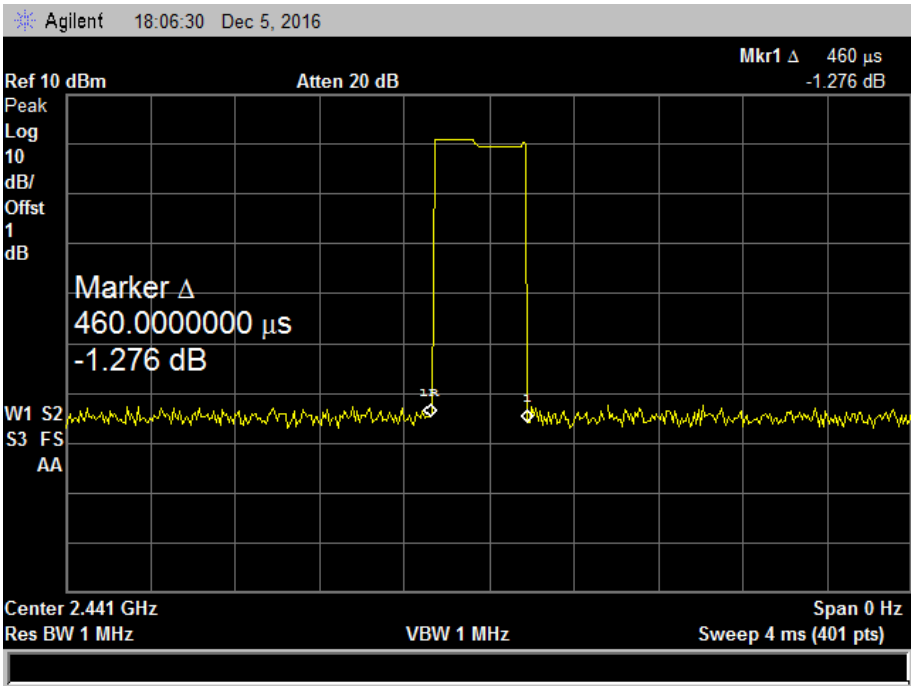

π /4-DQPSK Hopping Mode DH1

2480 MHz

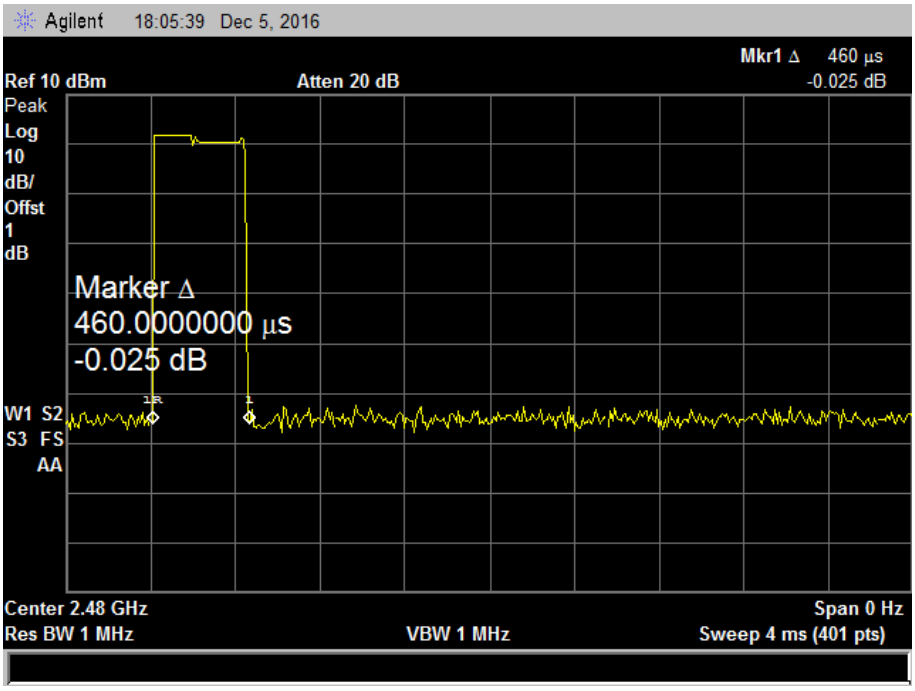

EUT:	PA ACTIVE STEREO SPEAKER BUILT IN BLUETOOTH	Model Name :	HP-6250AUBT
Temperature:	25℃	Relative Humidity:	55%
Test Voltage:	AC 120V/60Hz		
Test Mode:	Hopping Mode (π /4-DQPSK DH3)		

Channel (MHz)	Pulse Time (ms)	Total of Dwell (ms)	Period Time (s)	Limit (ms)	Result
2402	1.740	278.40	31.60	400	PASS
2441	1.740	278.40			
2480	1.740	278.40			

Note: Dwell time=Pulse Time (ms) × (1600 ÷ 4 ÷ 79) ×31.6

π /4-DQPSK Hopping Mode DH3

2402 MHz

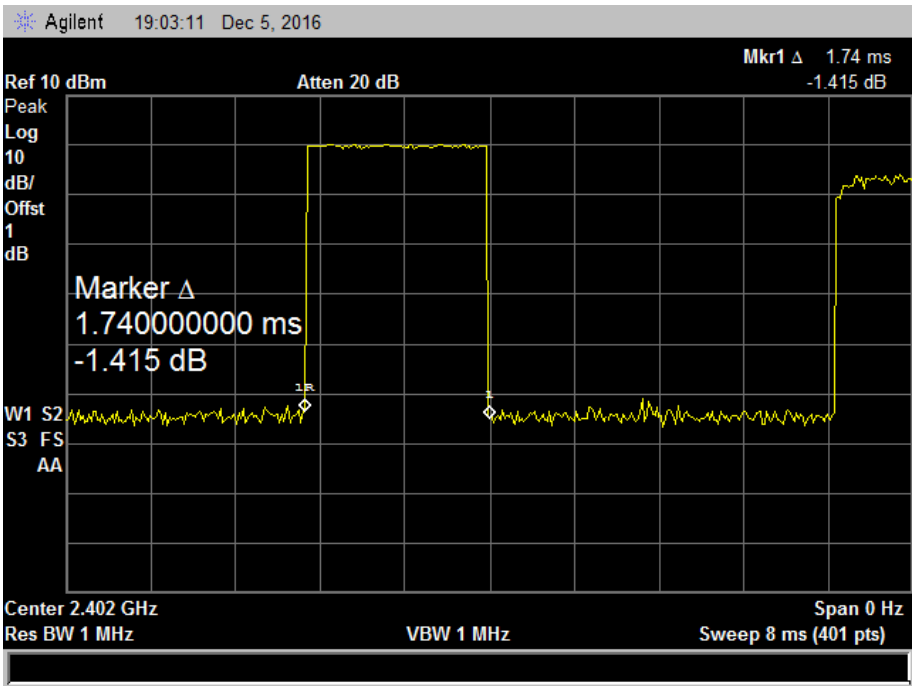

π /4-DQPSK Hopping Mode DH3

2441 MHz

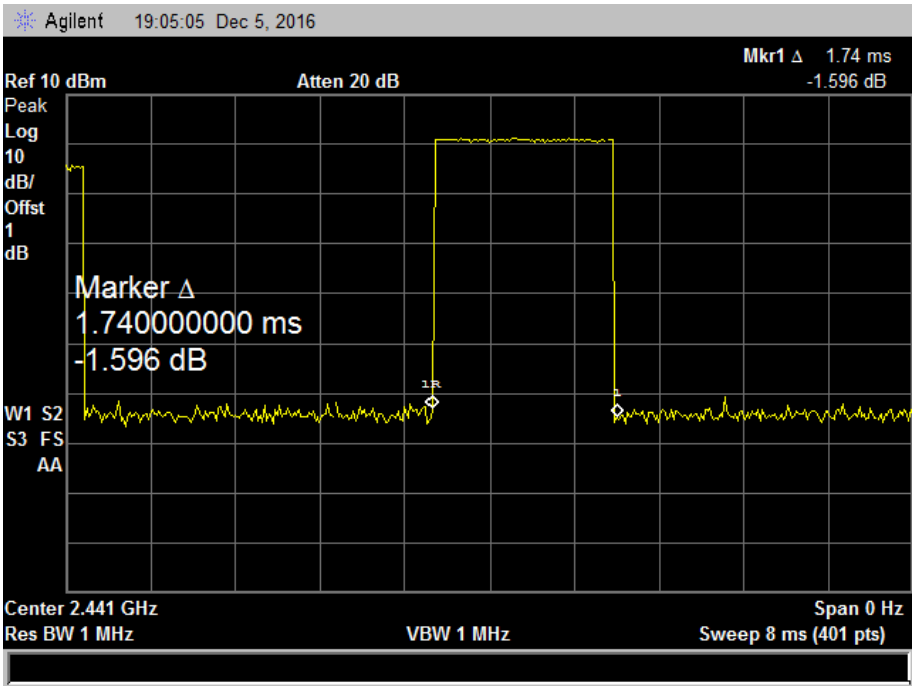

π /4-DQPSK Hopping Mode DH3

2480 MHz

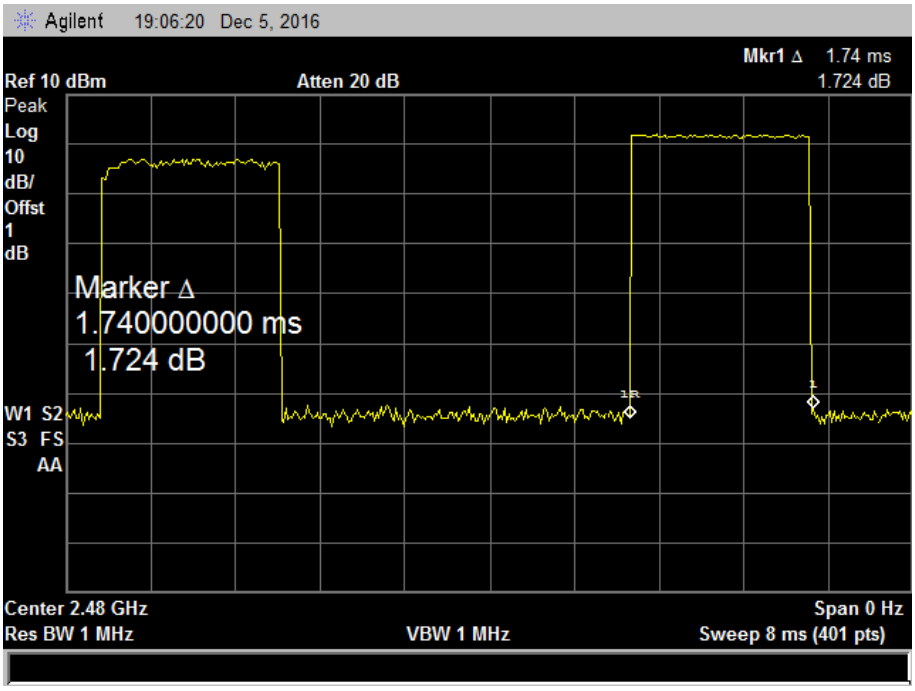

EUT:	PA ACTIVE STEREO SPEAKER BUILT IN BLUETOOTH	Model Name :	HP-6250AUBT
Temperature:	25℃	Relative Humidity:	55%
Test Voltage:	AC 120V/60Hz		
Test Mode:	Hopping Mode (π /4-DQPSK DH5)		

Channel (MHz)	Pulse Time (ms)	Total of Dwell (ms)	Period Time (s)	Limit (ms)	Result
2402	3.000	320.00	31.60	400	PASS
2441	3.000	320.00			
2480	3.000	320.00			

Note: Dwell time=Pulse Time (ms) × (1600 ÷ 6 ÷ 79) ×31.6

π /4-DQPSK Hopping Mode DH5

2402 MHz

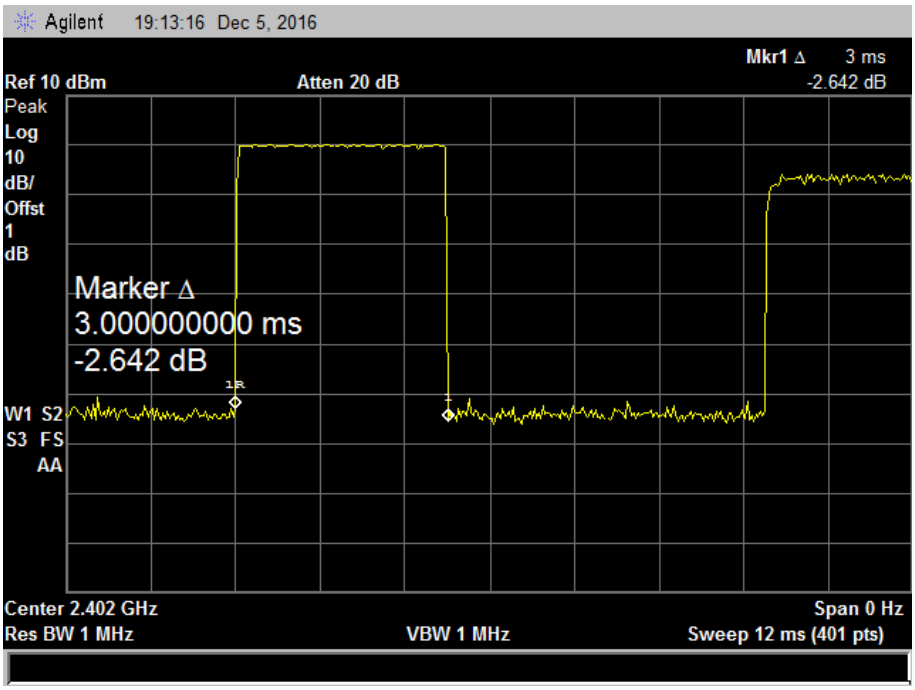

π /4-DQPSK Hopping Mode DH5

2441 MHz

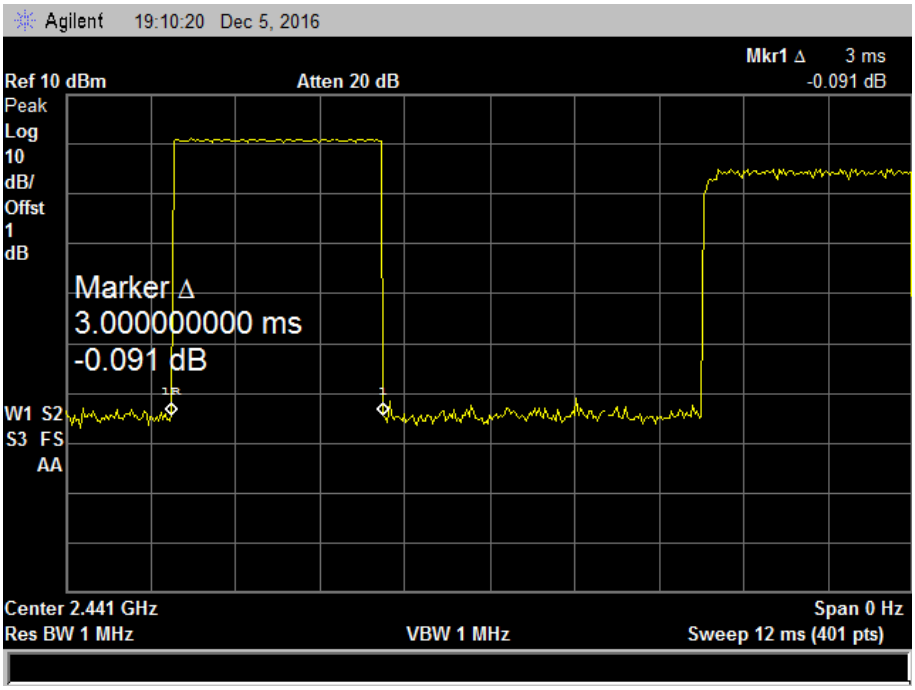

π /4-DQPSK Hopping Mode DH5

2480 MHz

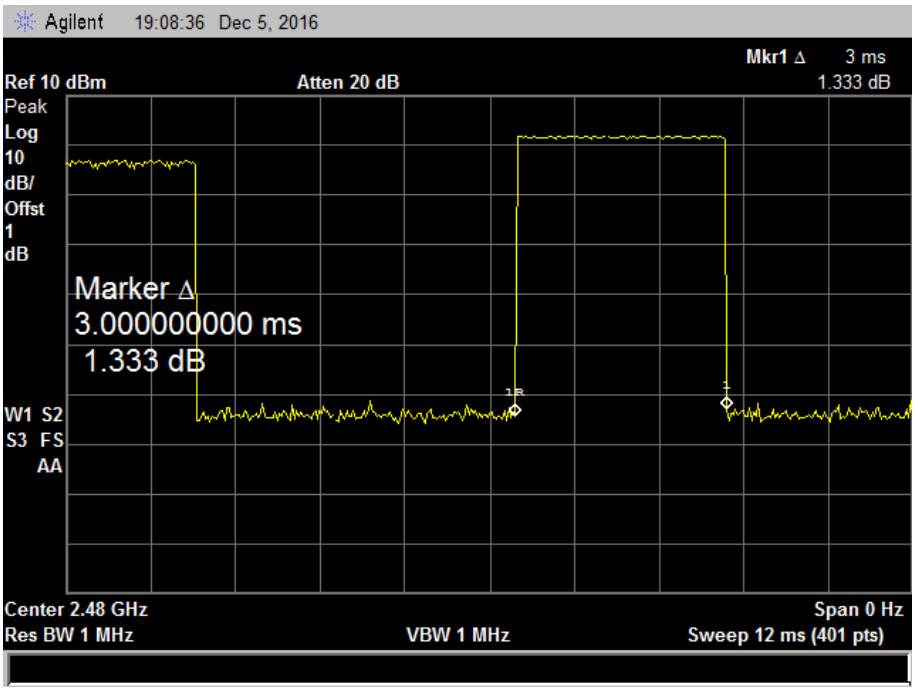

EUT:	PA ACTIVE STEREO SPEAKER BUILT IN BLUETOOTH		Model Name :	HP-6250AUBT	
Temperature:	25℃		Relative Humidity:	55%	
Test Voltage:	AC 120V/60Hz				
Test Mode:	Hopping Mode (8-DPSK DH1)				
Channel (MHz)	Pulse Time (ms)	Total of Dwell (ms)	Period Time (s)	Limit (ms)	Result
2402	0.460	147.20	31.60	400	PASS
2441	0.460	147.20			
2480	0.460	147.20			
Note: Dwell time=Pulse Time (ms) × (1600 ÷ 2 ÷ 79) ×31.6					

8-DPSK Hopping Mode DH1

2402 MHz

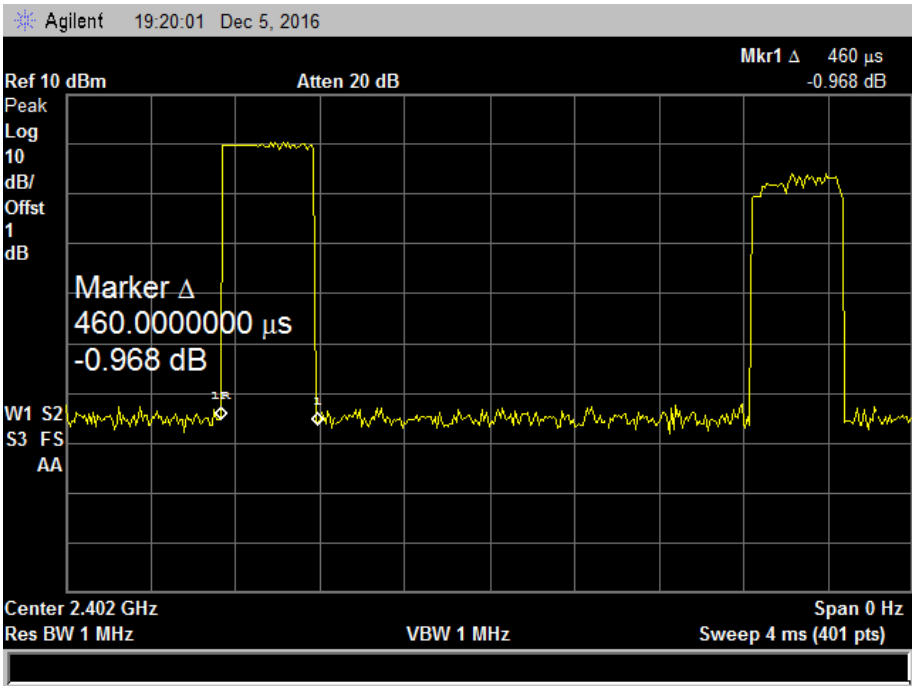

8-DPSK Hopping Mode DH1

2441 MHz

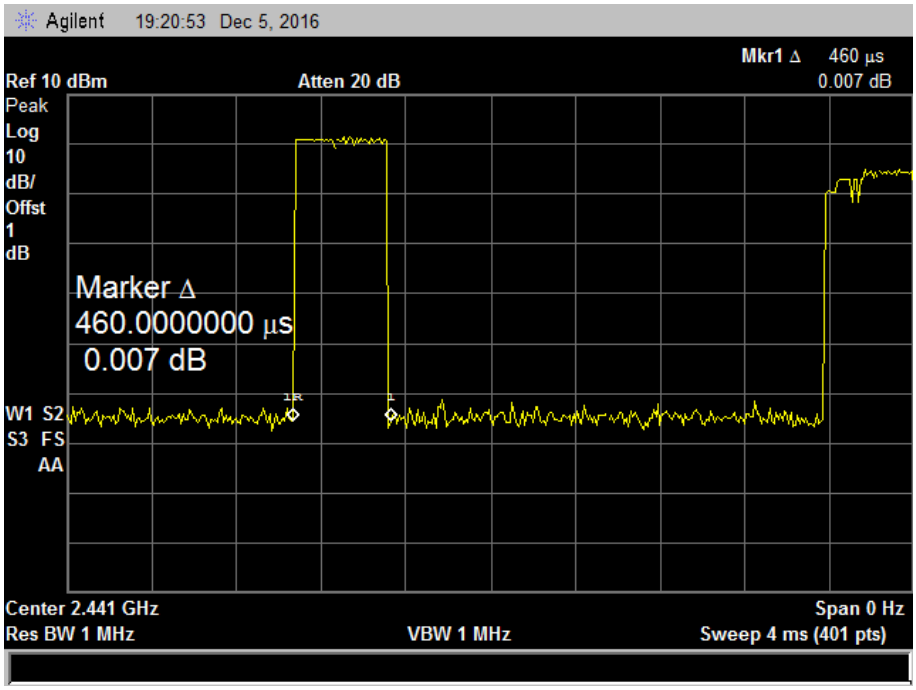

8-DPSK Hopping Mode DH1

2480 MHz

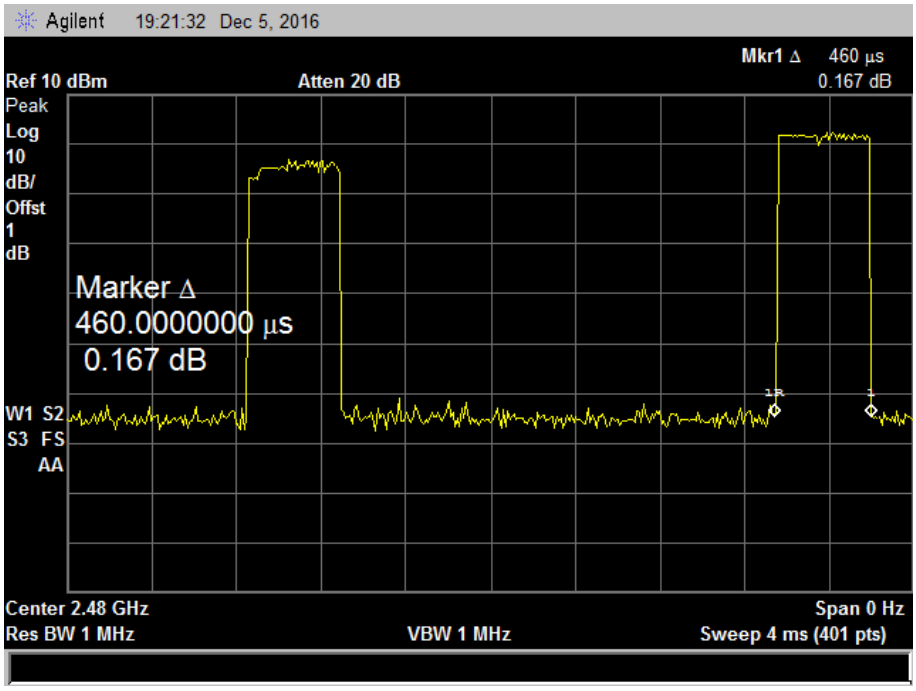

EUT:	PA ACTIVE STEREO SPEAKER BUILT IN BLUETOOTH	Model Name :	HP-6250AUBT
Temperature:	25℃	Relative Humidity:	55%
Test Voltage:	AC 120V/60Hz		
Test Mode:	Hopping Mode (8-DPSK DH3)		

Channel (MHz)	Pulse Time (ms)	Total of Dwell (ms)	Period Time (s)	Limit (ms)	Result
2402	1.720	275.20	31.60	400	PASS
2441	1.720	275.20			
2480	1.720	275.20			

Note: Dwell time=Pulse Time (ms) × (1600 ÷ 4 ÷ 79) ×31.6

8-DPSK Hopping Mode DH3

2402 MHz

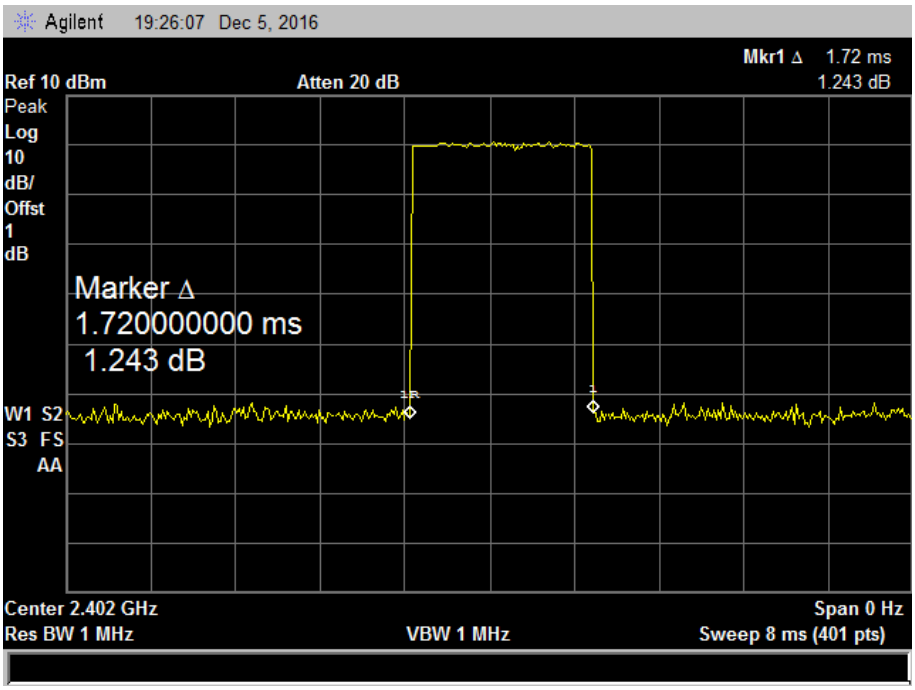

8-DPSK Hopping Mode DH3

2441 MHz

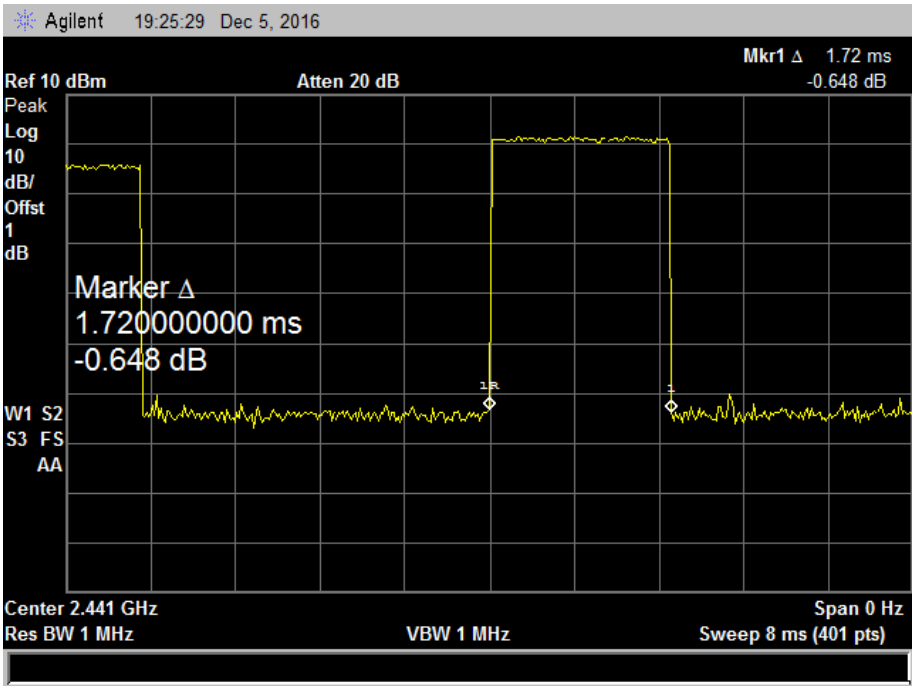

8-DPSK Hopping Mode DH3

2480 MHz

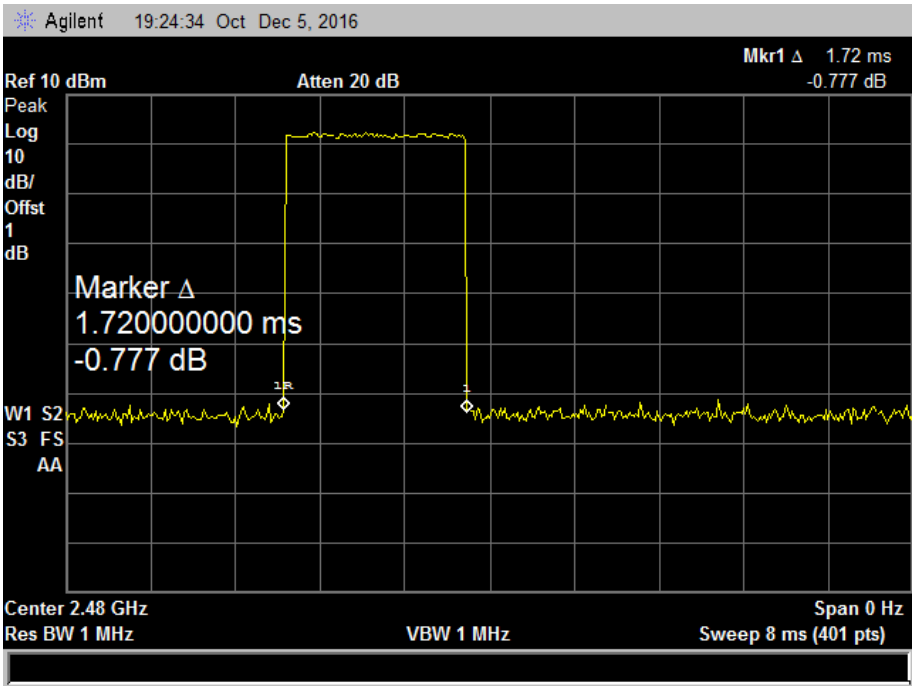

EUT:	PA ACTIVE STEREO SPEAKER BUILT IN BLUETOOTH	Model Name :	HP-6250AUBT
Temperature:	25℃	Relative Humidity:	55%
Test Voltage:	AC 120V/60Hz		
Test Mode:	Hopping Mode (8-DPSK DH5)		

Channel (MHz)	Pulse Time (ms)	Total of Dwell (ms)	Period Time (s)	Limit (ms)	Result
2402	3.000	320.00	31.60	400	PASS
2441	3.000	320.00			
2480	3.000	320.00			

Note: Dwell time=Pulse Time (ms) × (1600 ÷ 6 ÷ 79) ×31.6

8-DPSK Hopping Mode DH5

2402 MHz

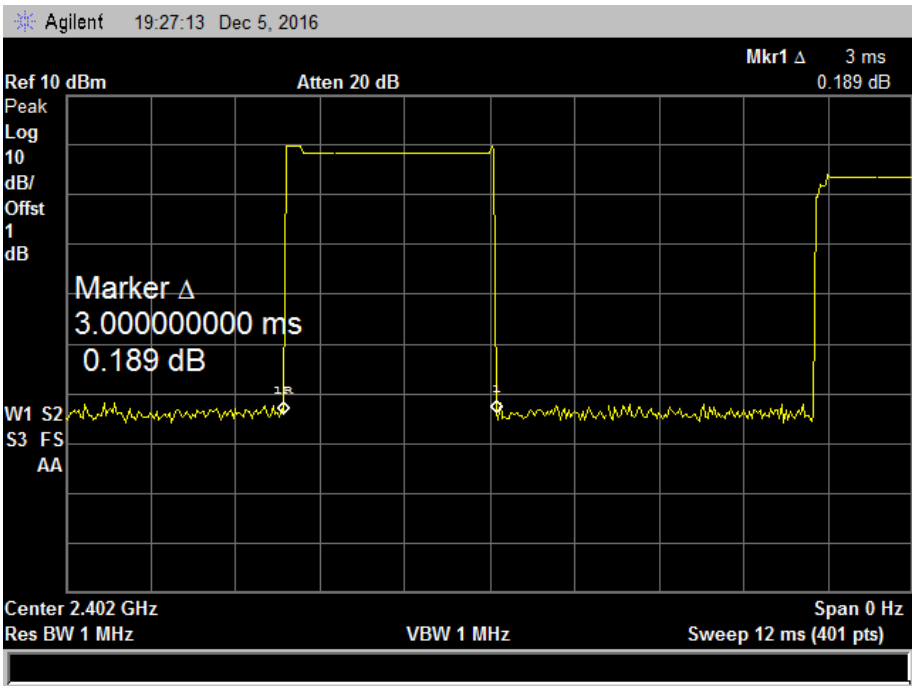

8-DPSK Hopping Mode DH5

2441 MHz

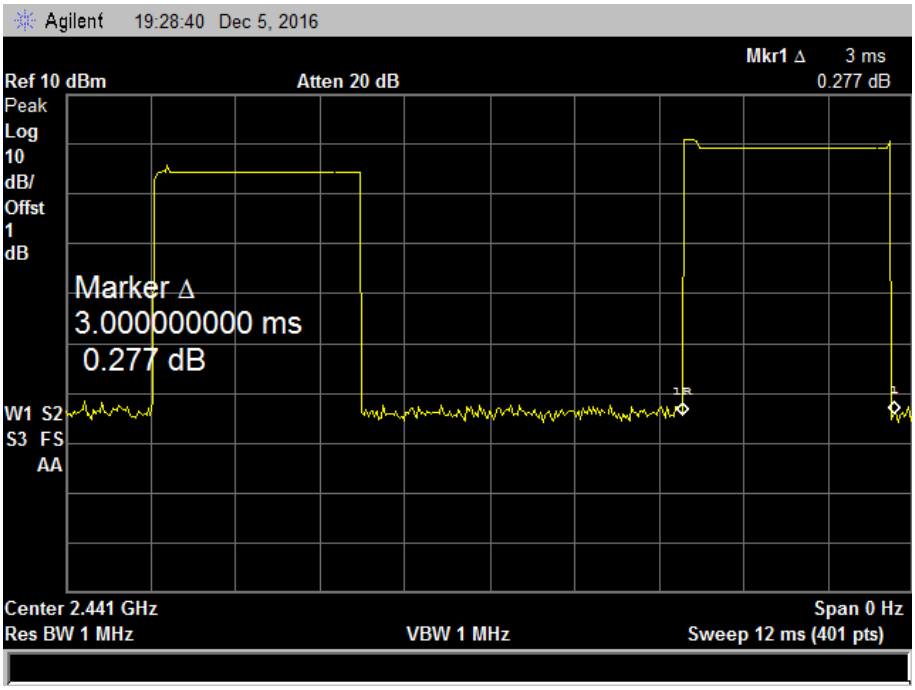

8-DPSK Hopping Mode DH5

2480 MHz

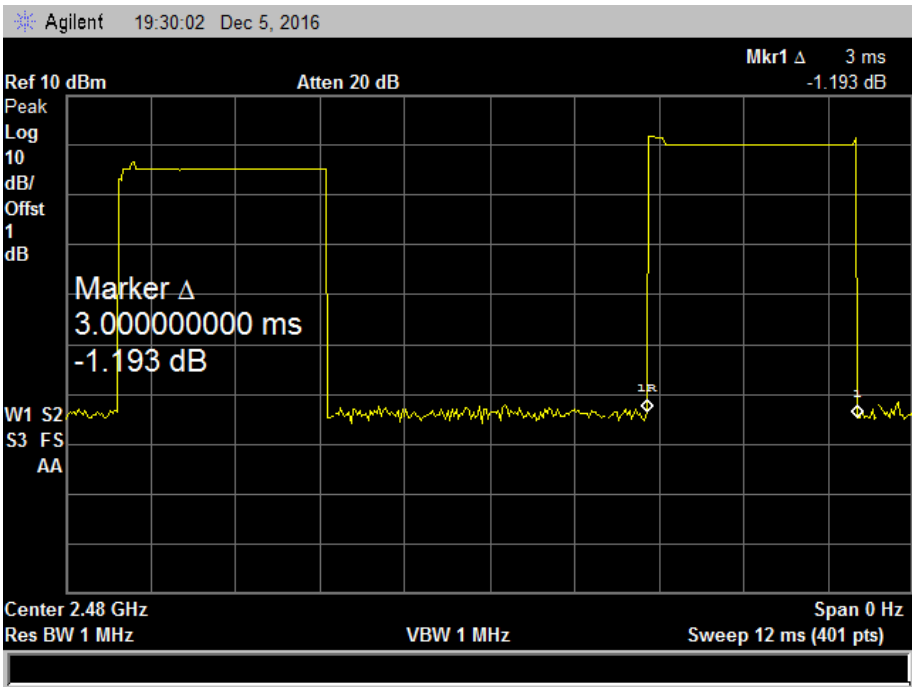

9. Channel Separation and Bandwidth Test

9.1 Test Standard and Limit

9.1.1 Test Standard

FCC Part 15.247

9.1.2 Test Limit

Test Item	Limit	Frequency Range(MHz)
Bandwidth	<=1 MHz (20dB bandwidth)	2400~2483.5
Channel Separation	>25KHz or >two-thirds of the 20 dB bandwidth Which is greater	2400~2483.5

9.2 Test Setup

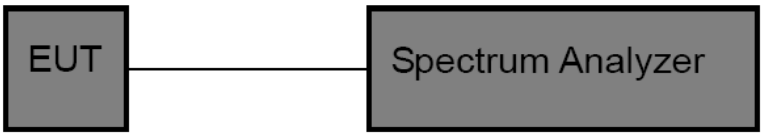

9.3 Test Procedure

(1) The EUT was directly connected to the spectrum analyzer and antenna output port as show in the block diagram above.

(2) Spectrum Setting:
Channel Separation: RBW=30 kHz, VBW=100 kHz.
Bandwidth: RBW=30 kHz, VBW=100 kHz.

(3) The bandwidth is measured at an amplitude level reduced 20dB from the reference level. The reference level is the level of the highest amplitude signal observed from the transmitter at the fundamental frequency. Once the reference level is established, the equipment is conditioned with typical modulating signal to produce the worst –case (i.e the widest) bandwidth.

(4) Measure the channel separation the spectrum analyzer was set to Resolution Bandwidth:30 kHz, and Video Bandwidth:100 kHz. Sweep Time set auto.

9.4 EUT Operating Condition

The EUT was set to the Hopping Mode for Channel Separation Test and continuously transmitting for the Bandwidth Test.

9.5 Test Data

EUT:	PA ACTIVE STEREO SPEAKER BUILT IN BLUETOOTH	**Model Name :**	HP-6250AUBT
Temperature:	25℃	**Relative Humidity:**	55%
Test Voltage:	AC 120V/60Hz		
Test Mode:	TX Mode (GFSK)		

Channel frequency (MHz)	99% OBW (kHz)	20dB Bandwidth (kHz)	20dB Bandwidth *2/3 (kHz)
2402	918.2769	1034.00	689.33
2441	928.7023	1038.00	692.00
2480	918.6331	1030.00	686.67

GFSK TX Mode

2402 MHz

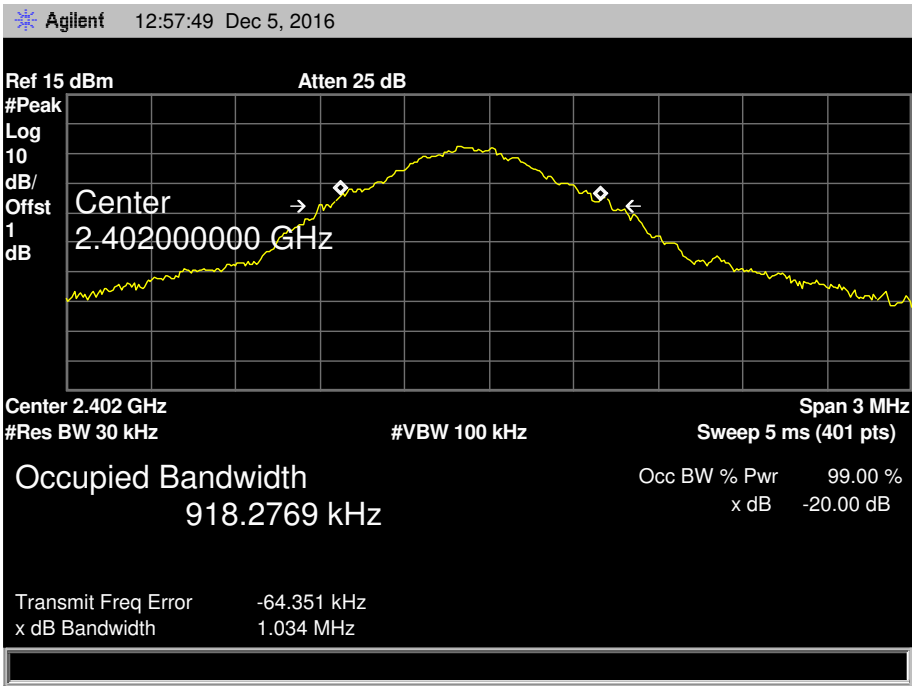

GFSK TX Mode

2441 MHz

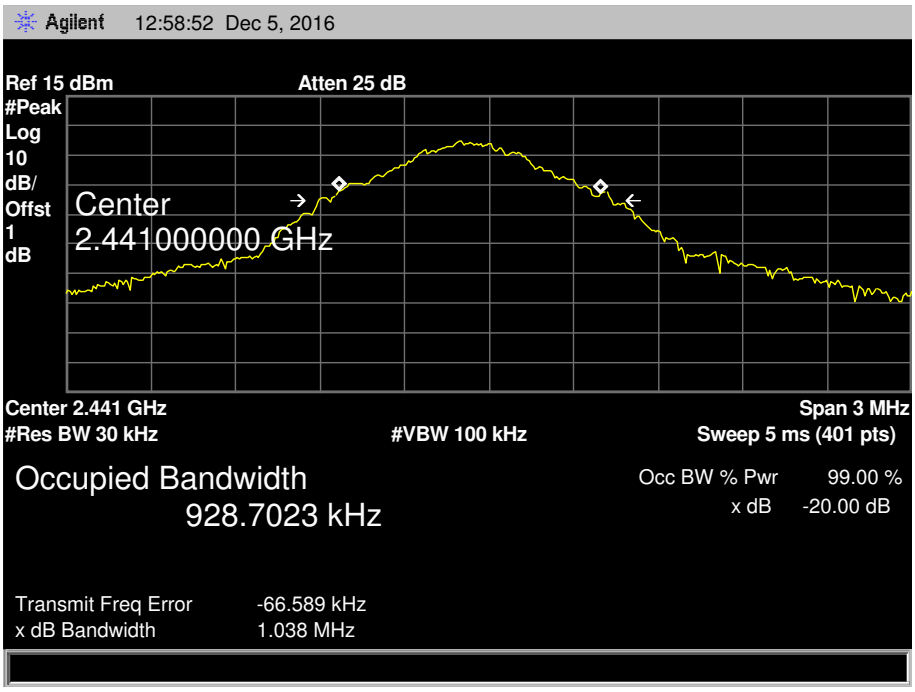

GFSK TX Mode

2480 MHz

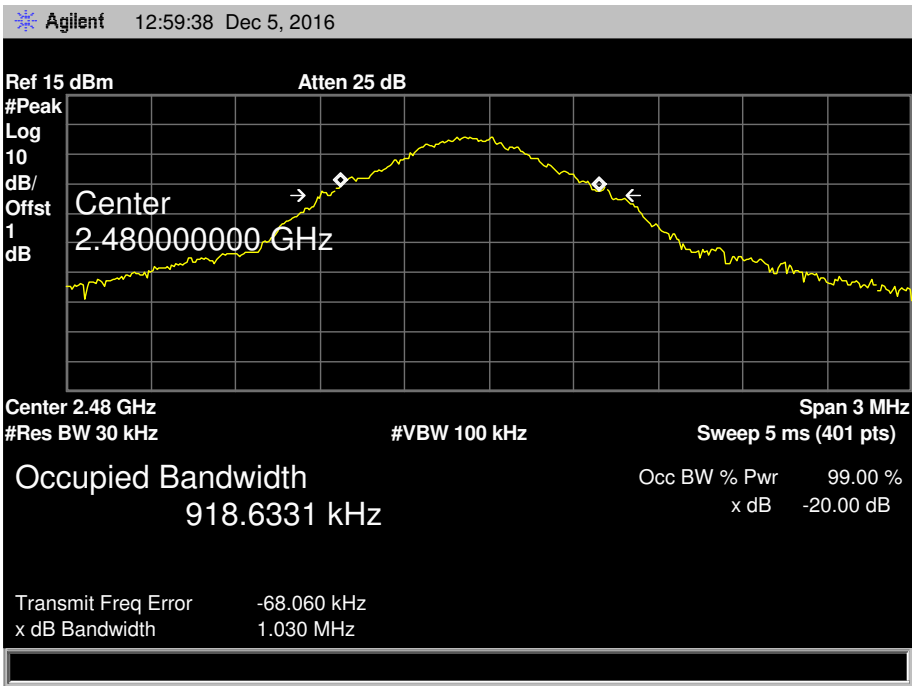

EUT:	PA ACTIVE STEREO SPEAKER BUILT IN BLUETOOTH	Model Name :	HP-6250AUBT
Temperature:	25℃	Relative Humidity:	55%
Test Voltage:	AC 120V/60Hz		
Test Mode:	TX Mode (π /4-DQPSK)		

Channel frequency (MHz)	99% OBW (kHz)	20dB Bandwidth (kHz)	20dB Bandwidth *2/3 (kHz)
2402	1188.10	1303.00	868.667
2441	1189.20	1306.00	870.667
2480	1189.10	1308.00	872.000

π /4-DQPSK TX Mode

2402 MHz

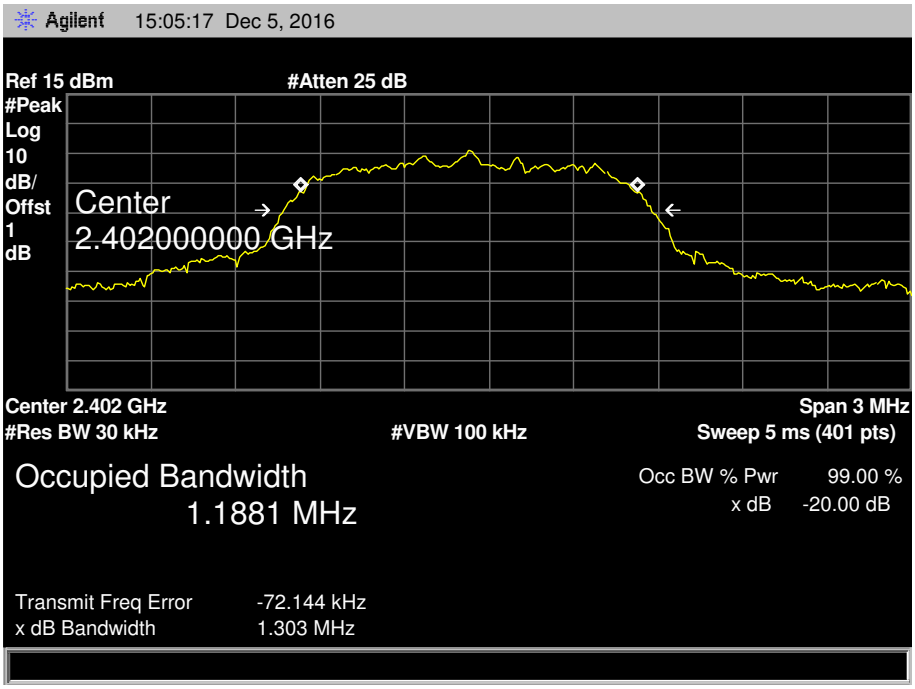

π /4-DQPSK TX Mode

2441 MHz

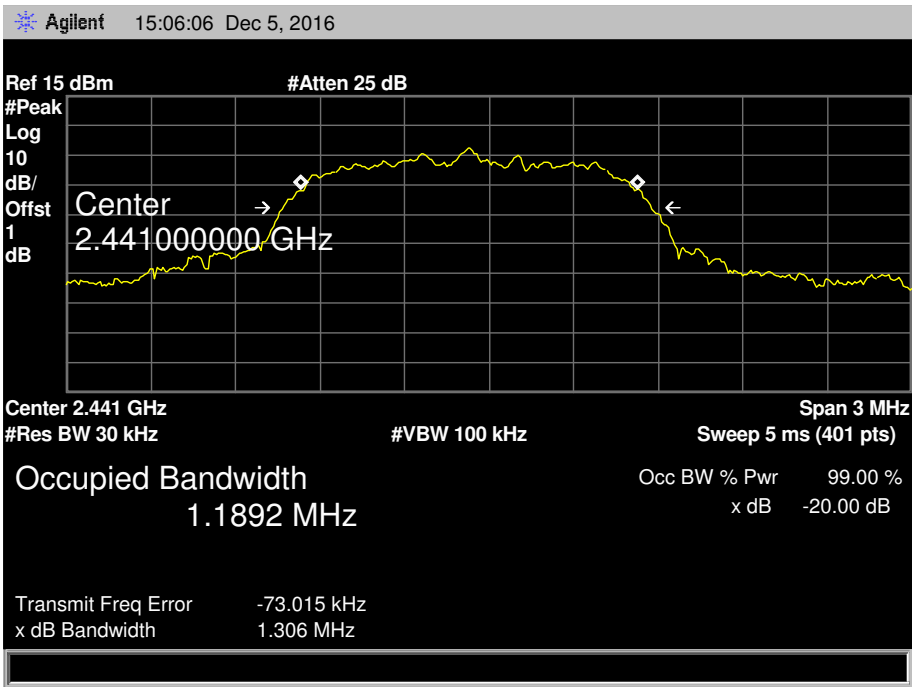

π /4-DQPSK TX Mode

2480 MHz

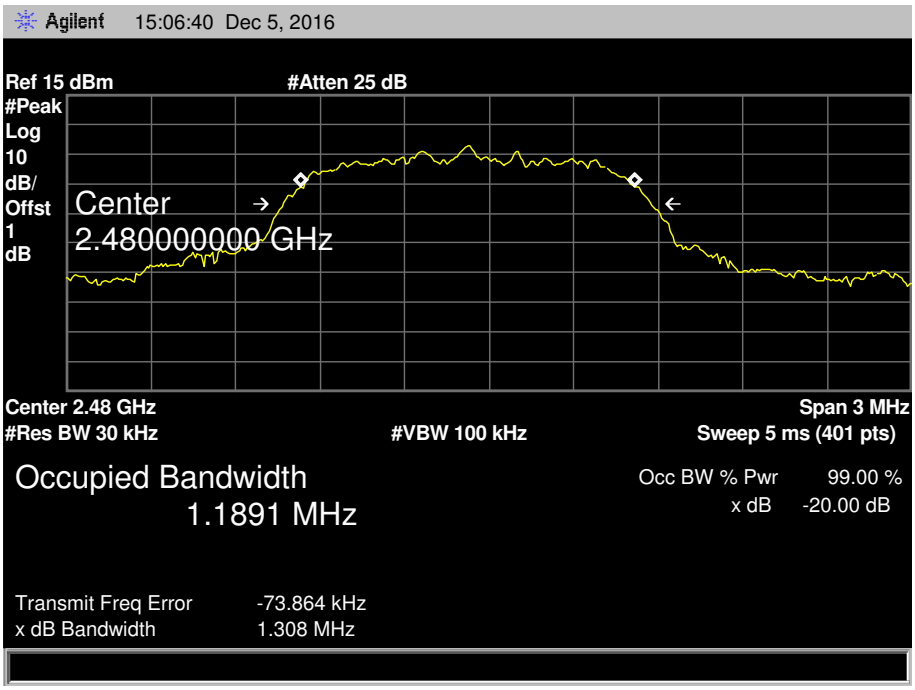

EUT:	PA ACTIVE STEREO SPEAKER BUILT IN BLUETOOTH	Model Name :	HP-6250AUBT
Temperature:	25℃	Relative Humidity:	55%
Test Voltage:	AC 120V/60Hz		
Test Mode:	TX Mode (8-DPSK)		

Channel frequency (MHz)	99% OBW (kHz)	20dB Bandwidth (kHz)	20dB Bandwidth *2/3 (kHz)
2402	1167.90	1313.00	875.33
2441	1168.60	1312.00	874.67
2480	1171.30	1317.00	878.00

8-DPSK TX Mode

2402 MHz

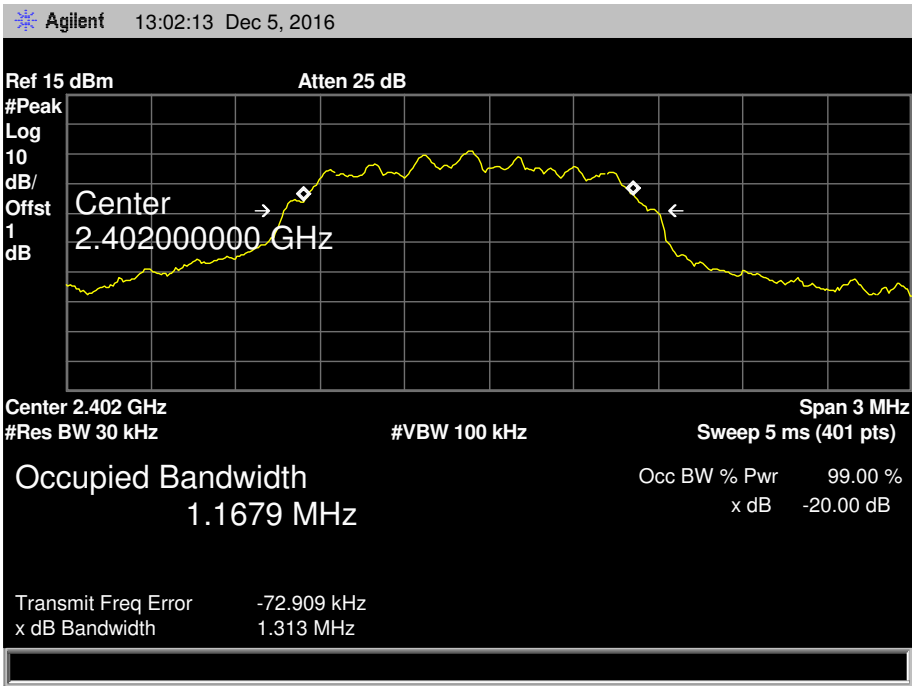

8-DPSK TX Mode

2441 MHz

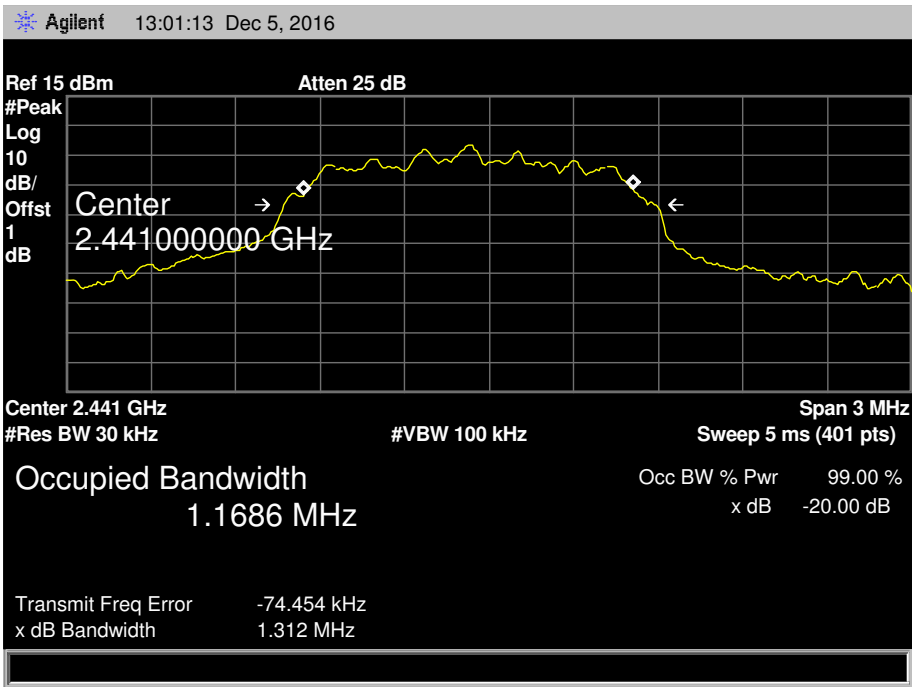

8-DPSK TX Mode

2480 MHz

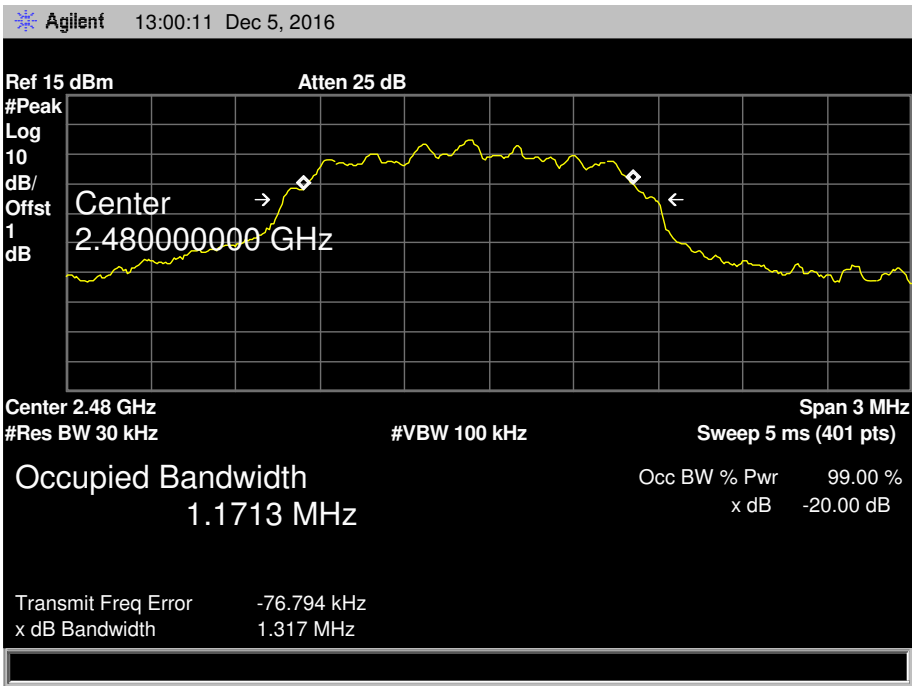

EUT:	PA ACTIVE STEREO SPEAKER BUILT IN BLUETOOTH	Model Name :	HP-6250AUBT
Temperature:	25℃	Relative Humidity:	55%
Test Voltage:	AC 120V/60Hz		
Test Mode:	Hopping Mode (GFSK)		

Channel frequency (MHz)	Separation Read Value (kHz)	Separation Limit (kHz)
2402	1005.00	689.33
2441	1005.00	692.00
2480	1005.00	686.67
GFSK Hopping Mode		

2402 MHz

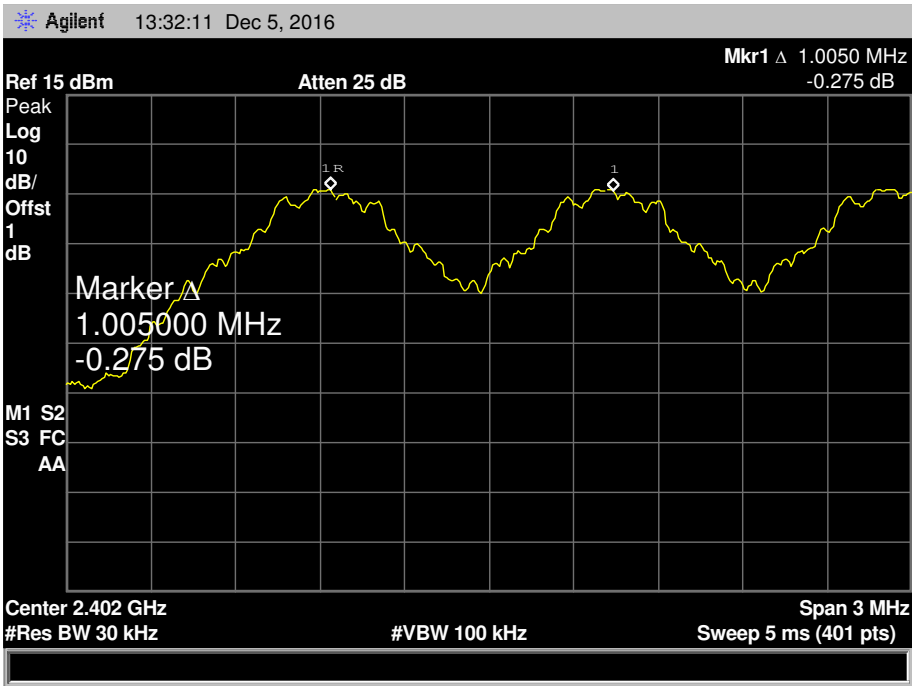

GFSK Hopping Mode

2441 MHz

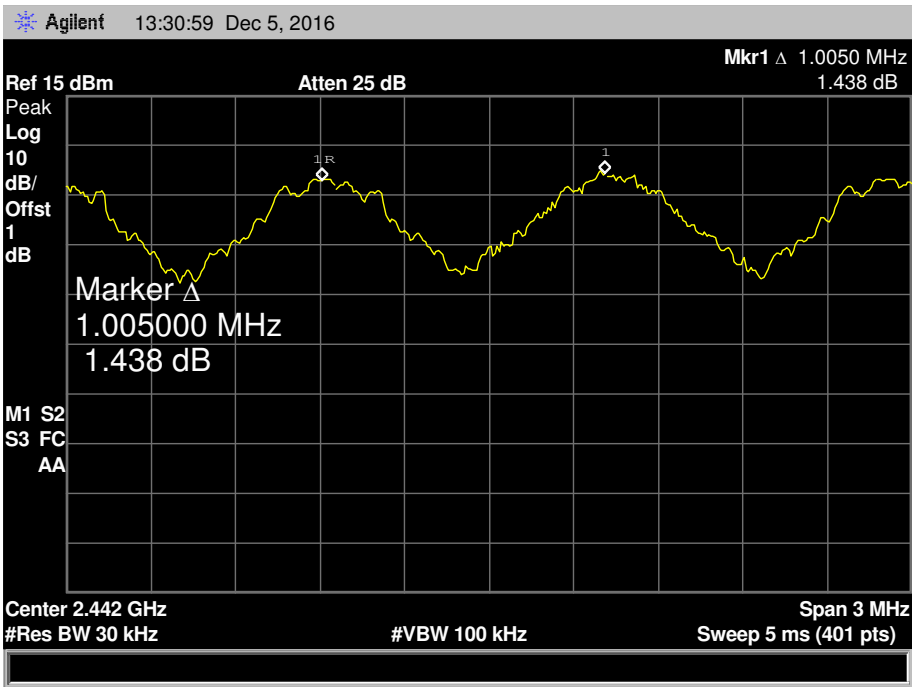

GFSK Hopping Mode

2480 MHz

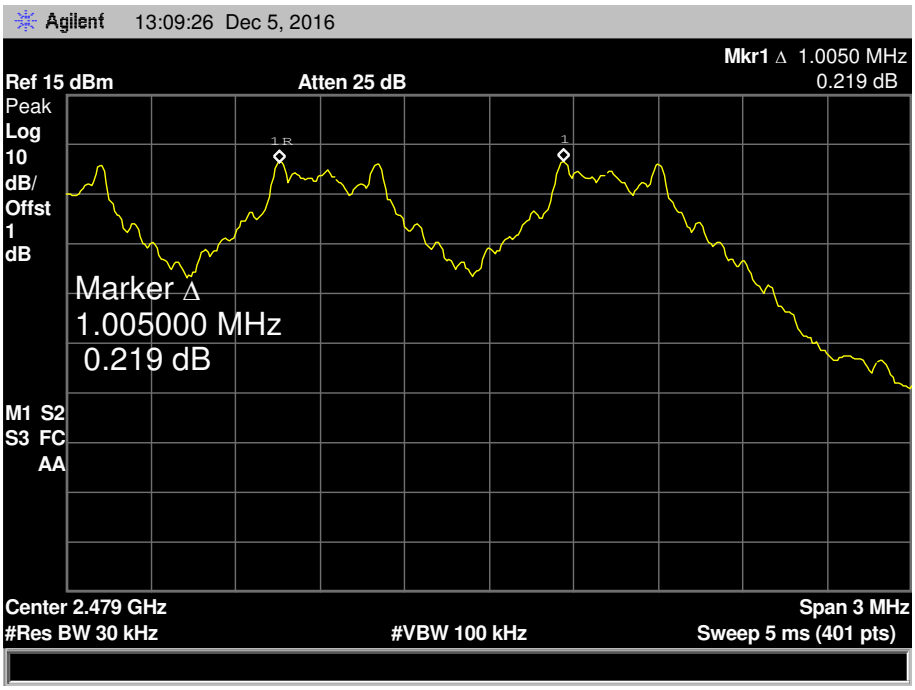

EUT:	PA ACTIVE STEREO SPEAKER BUILT IN BLUETOOTH	Model Name :	HP-6250AUBT
Temperature:	25℃	Relative Humidity:	55%
Test Voltage:	AC 120V/60Hz		
Test Mode:	Hopping Mode (π /4-DQPSK)		

Channel frequency (MHz)	Separation Read Value (kHz)	Separation Limit (kHz)
2402	1005.00	868.67
2441	1005.00	870.67
2480	1005.00	872.00

π /4-DQPSK Hopping Mode

2402 MHz

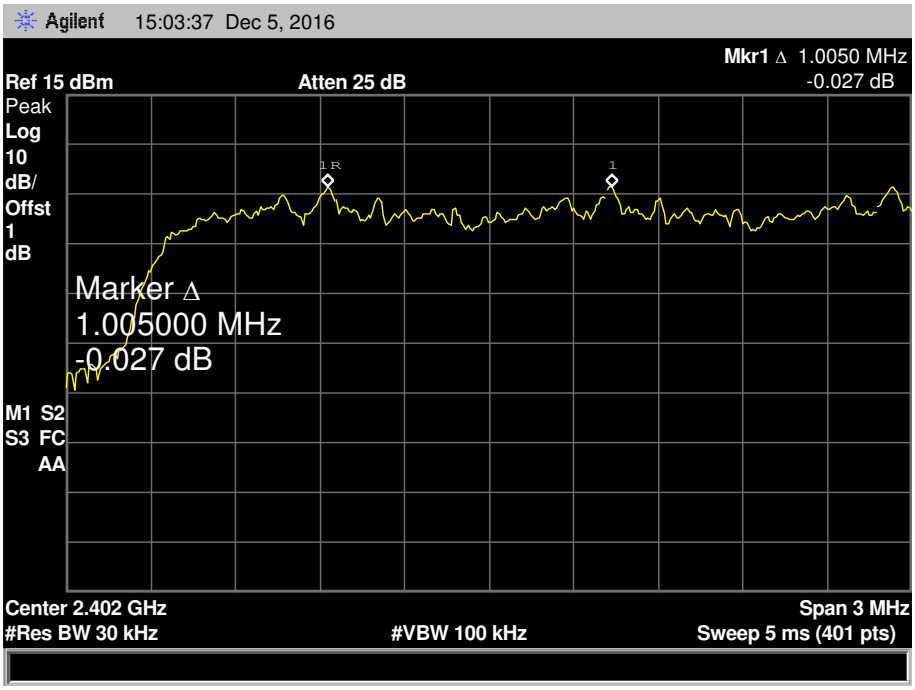

π /4-DQPSK Hopping Mode

2441 MHz

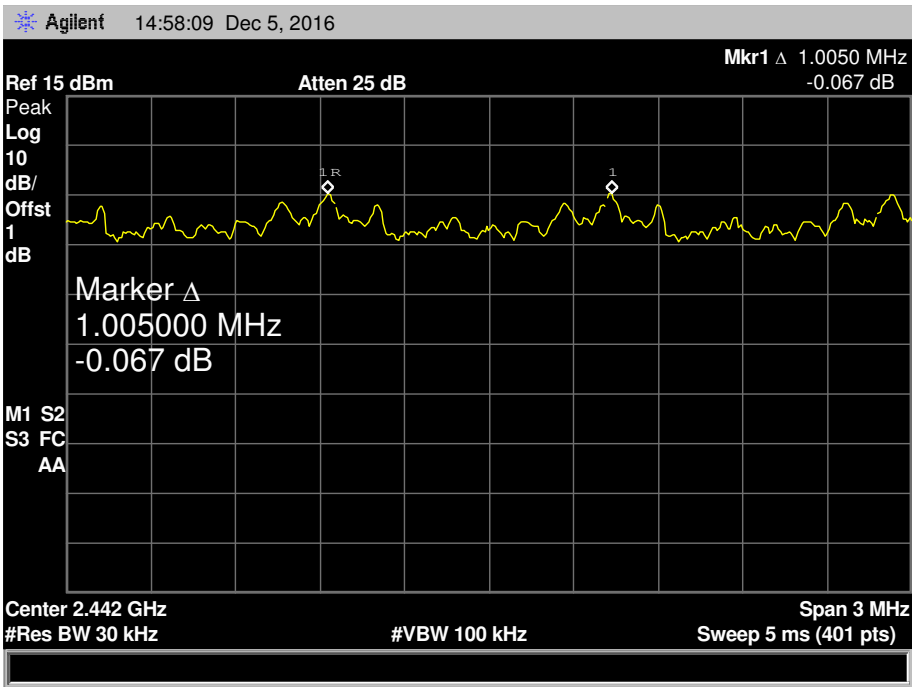

π /4-DQPSK Hopping Mode

2480 MHz

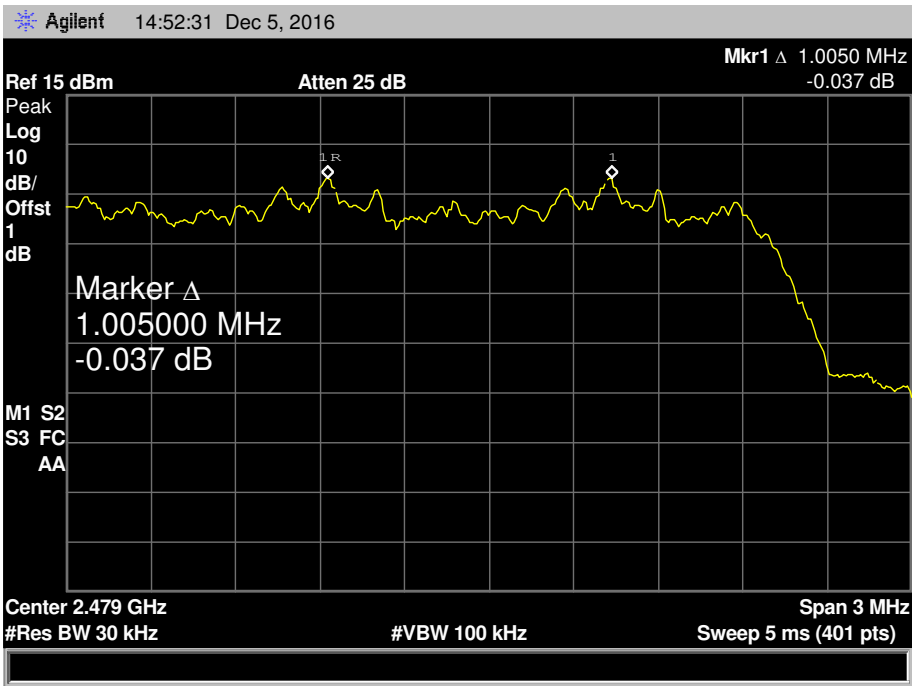

EUT:	PA ACTIVE STEREO SPEAKER BUILT IN BLUETOOTH	Model Name :	HP-6250AUBT
Temperature:	25℃	Relative Humidity:	55%
Test Voltage:	AC 120V/60Hz		
Test Mode:	Hopping Mode (8-DPSK)		

Channel frequency (MHz)	Separation Read Value (kHz)	Separation Limit (kHz)
2402	1005.00	875.33
2441	1005.00	874.67
2480	1005.00	878.00
8-DPSK Hopping Mode		
2402 MHz		

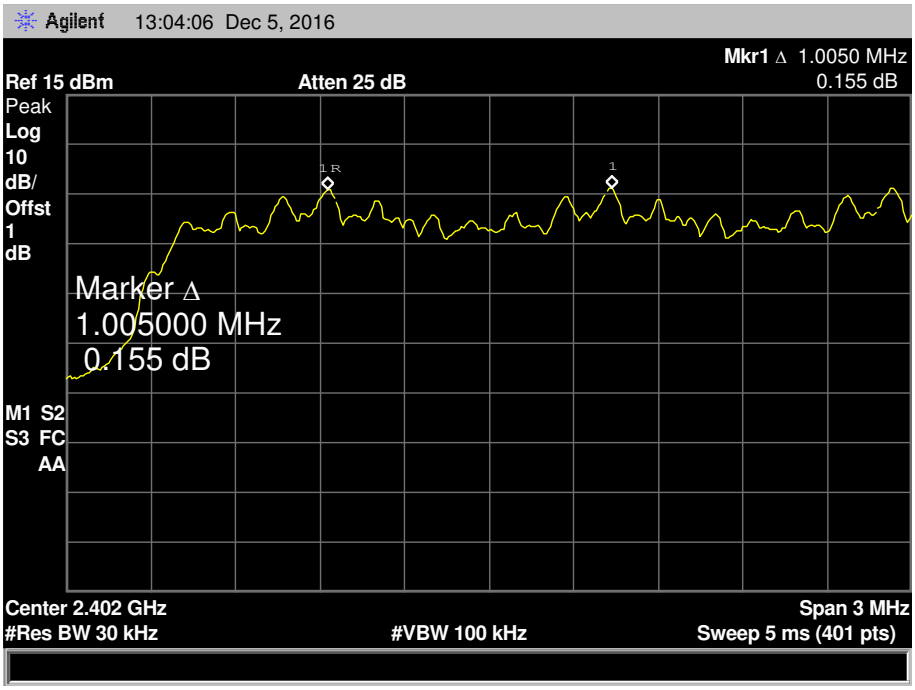

8-DPSK Hopping Mode

2441 MHz

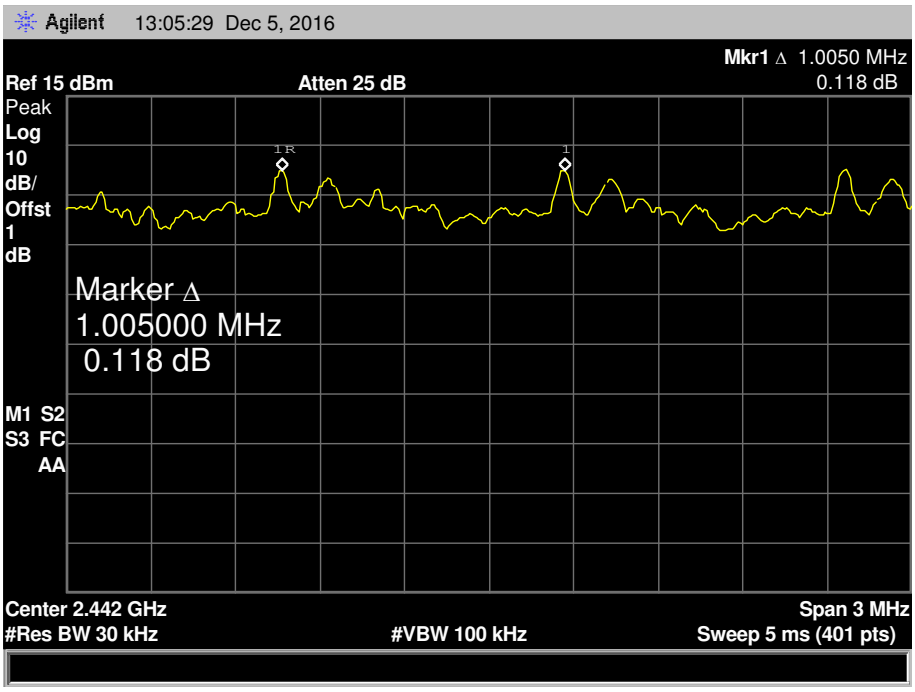

8-DPSK Hopping Mode

2480 MHz

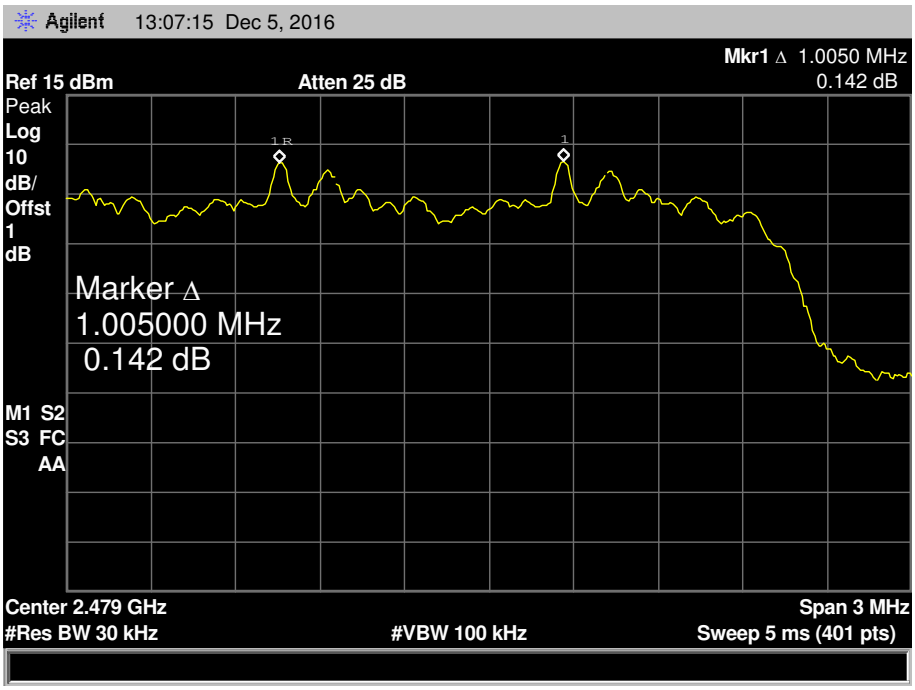

10. Peak Output Power Test

10.1 Test Standard and Limit

10.1.1 Test Standard

FCC Part 15.247 (b) (1)

10.1.2 Test Limit

Test Item	Limit	Frequency Range(MHz)
Peak Output Power	Hopping Channels>75 Power<1W(30dBm) Other <125 mW(21dBm)	2400~2483.5

10.2 Test Setup

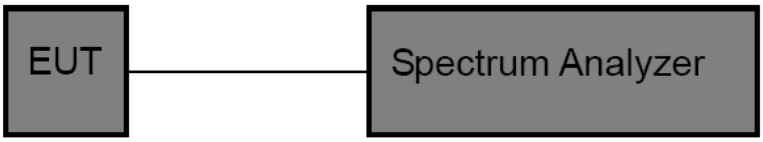

10.3 Test Procedure

(1) The EUT was directly connected to the spectrum analyzer and antenna output port as show in the block diagram above.

(2) Spectrum Setting:

Peak Detector: RBW=1 MHz, VBW=3 MHz for bandwidth less than 1MHz.

RBW=3 MHz, VBW=3 MHz for bandwidth more than 1MHz.

10.4 EUT Operating Condition

The EUT was set to continuously transmitting in the max power during the test.

10.5 Test Data

EUT:	PA ACTIVE STEREO SPEAKER BUILT IN BLUETOOTH	Model Name :	HP-6250AUBT
Temperature:	25℃	Relative Humidity:	55%
Test Voltage:	AC 120V/60Hz		
Test Mode:	TX Mode (GFSK)		

Channel frequency (MHz)	Test Result (dBm)	Limit (dBm)
2402	4.254	21
2441	4.300	
2480	4.156	

GFSK TX Mode

2402 MHz

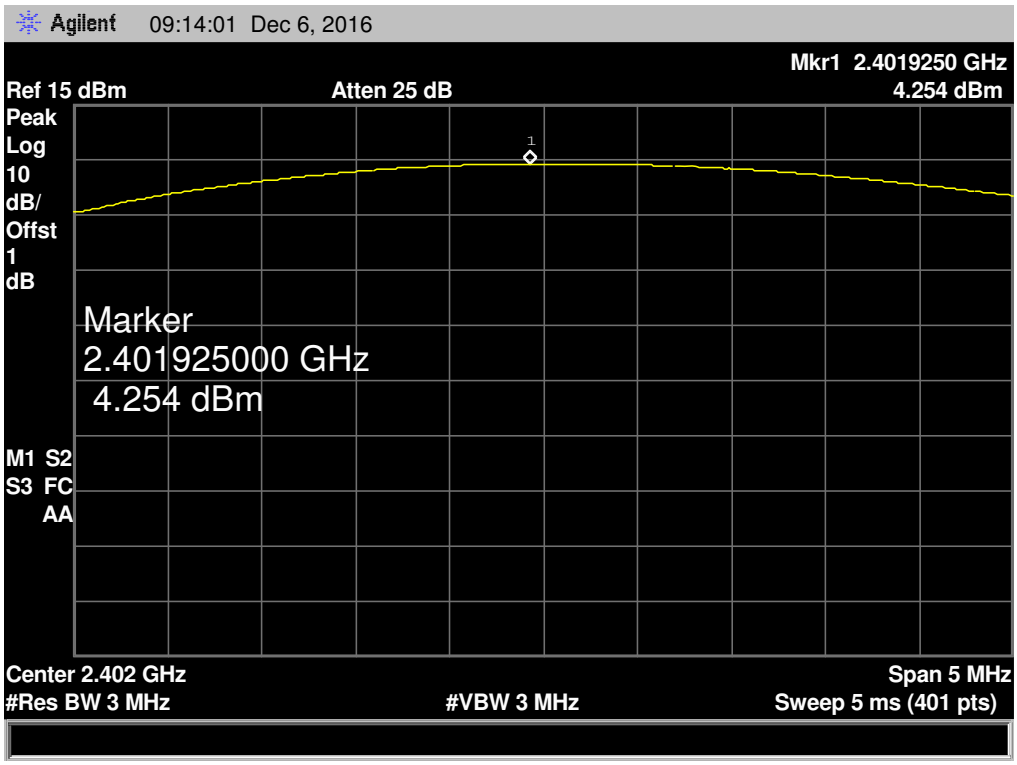

GFSK TX Mode

2441 MHz

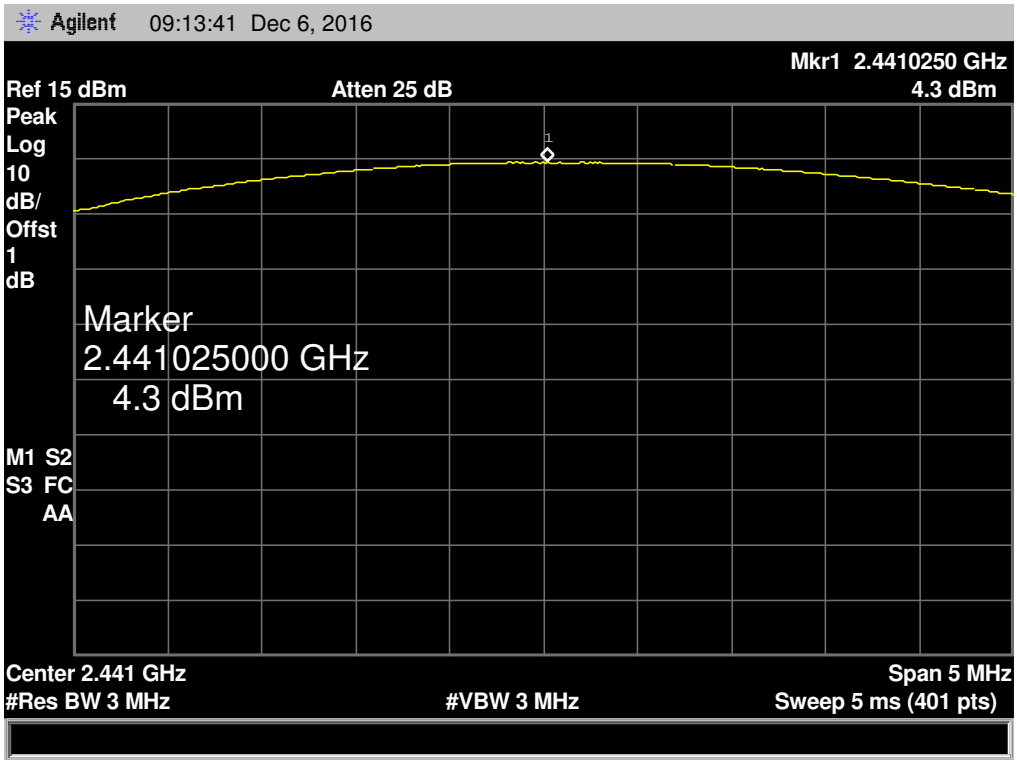

GFSK TX Mode

2480 MHz

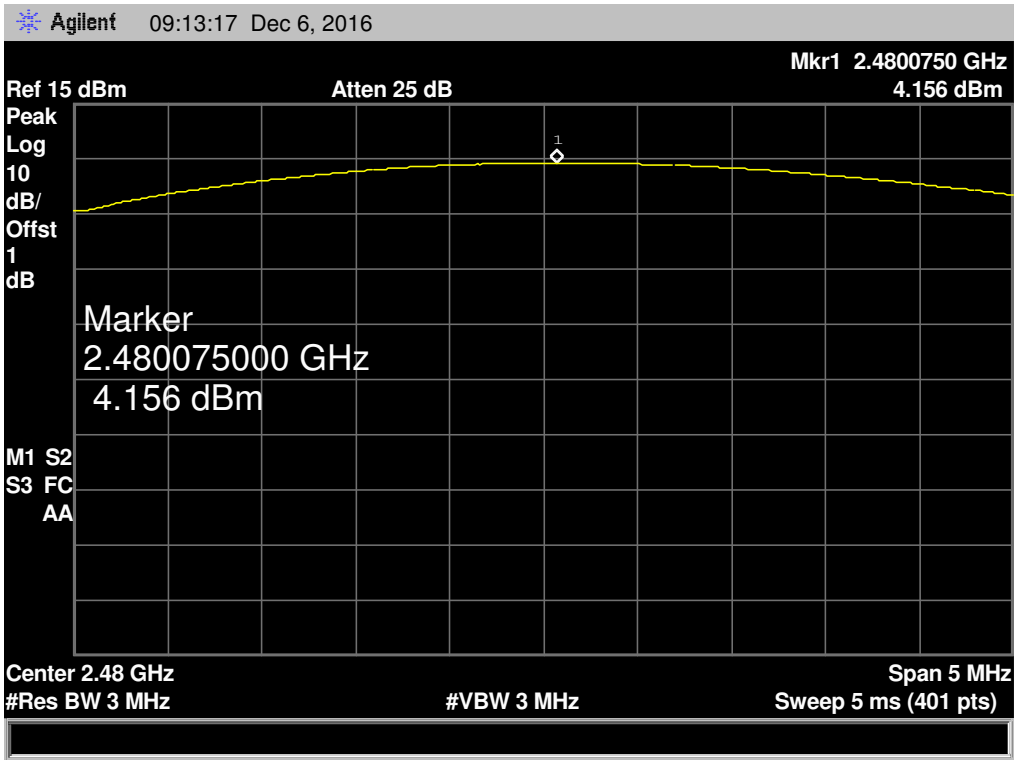

EUT:	PA ACTIVE STEREO SPEAKER BUILT IN BLUETOOTH	**Model Name :**	HP-6250AUBT
Temperature:	25℃	**Relative Humidity:**	55%
Test Voltage:	AC 120V/60Hz		
Test Mode:	TX Mode (π /4-DQPSK)		

Channel frequency (MHz)	Test Result (dBm)	Limit (dBm)
2402	3.102	**21**
2441	3.301	
2480	4.223	

π /4-DQPSK TX Mode

2402 MHz

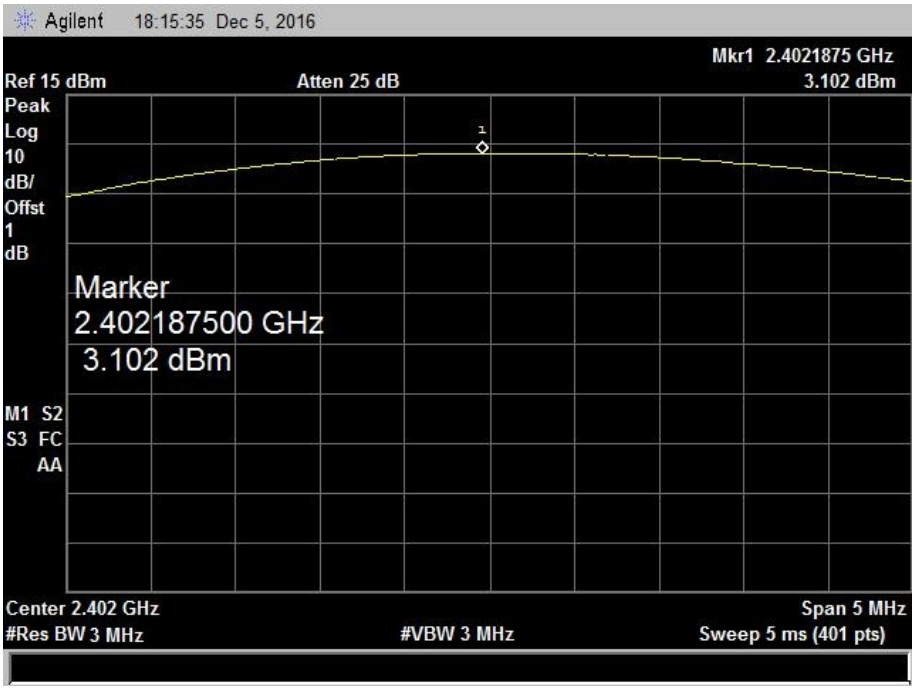

π /4-DQPSK TX Mode

2441 MHz

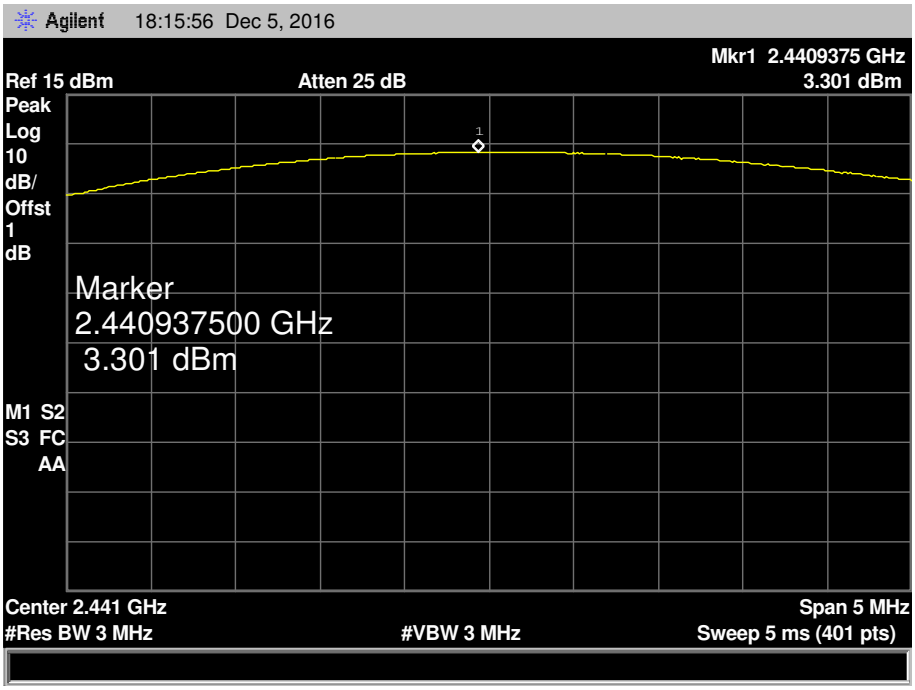

π /4-DQPSK TX Mode

2480 MHz

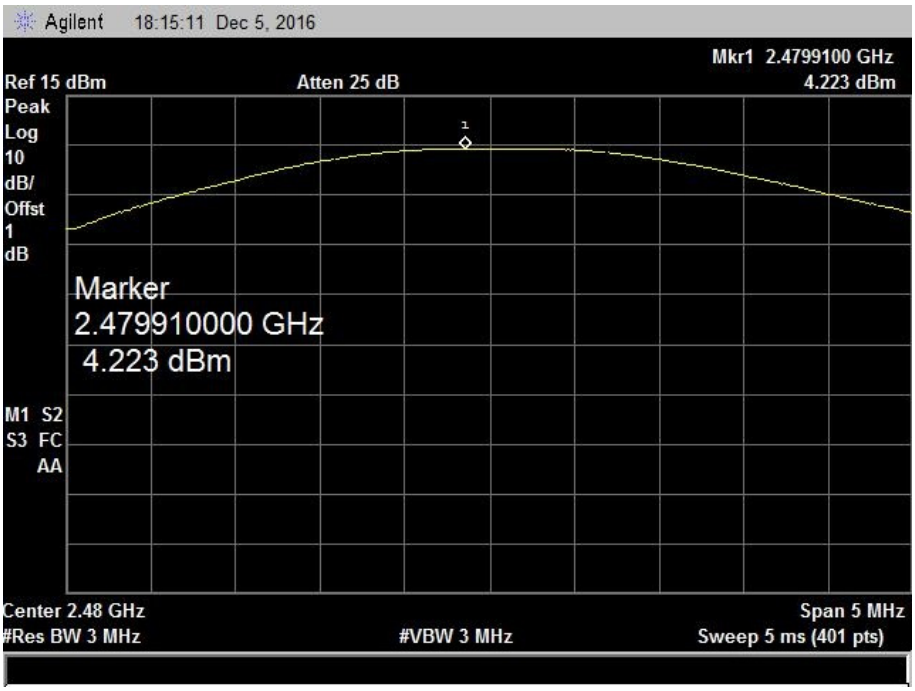

EUT:	PA ACTIVE STEREO SPEAKER BUILT IN BLUETOOTH	**Model Name :**	HP-6250AUBT
Temperature:	25℃	**Relative Humidity:**	55%
Test Voltage:	AC 120V/60Hz		
Test Mode:	TX Mode (8-DPSK)		

Channel frequency (MHz)	Test Result (dBm)	Limit (dBm)
2402	3.148	**21**
2441	3.440	
2480	3.300	

8-DPSK TX Mode

2402 MHz

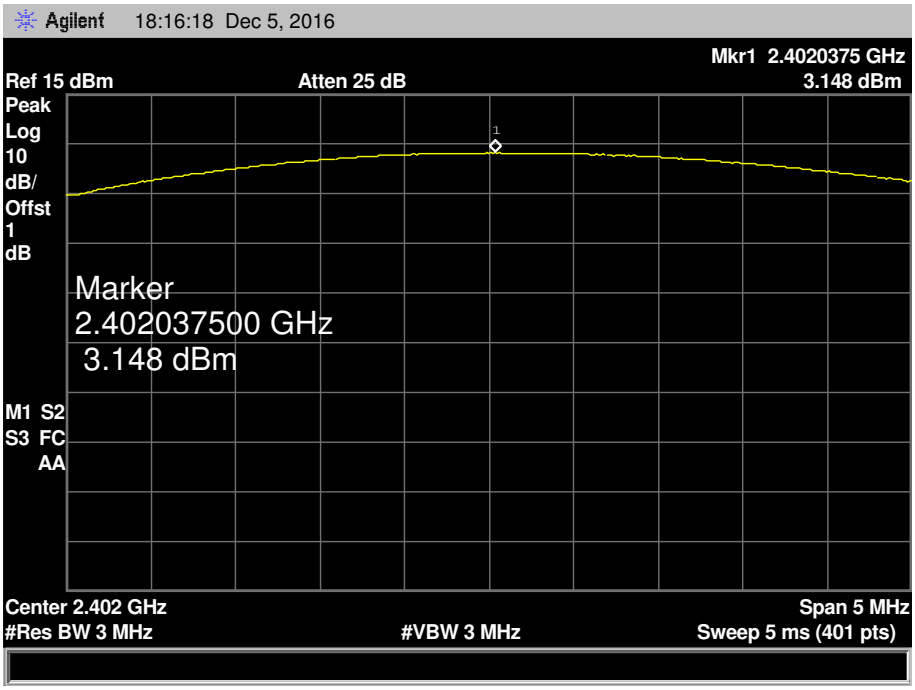

8-DPSK TX Mode

2441 MHz

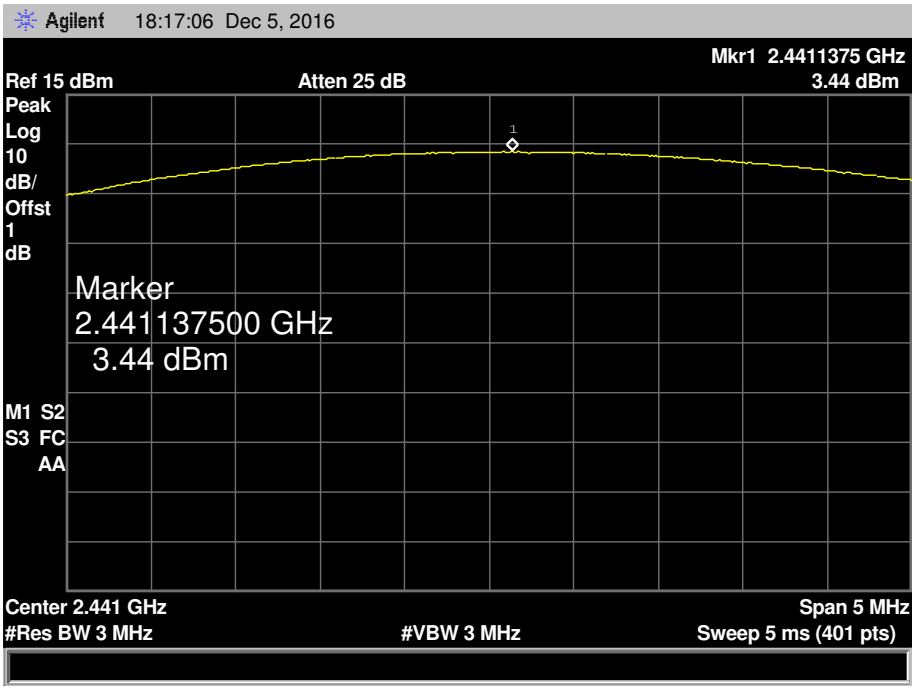

8-DPSK TX Mode

2480 MHz

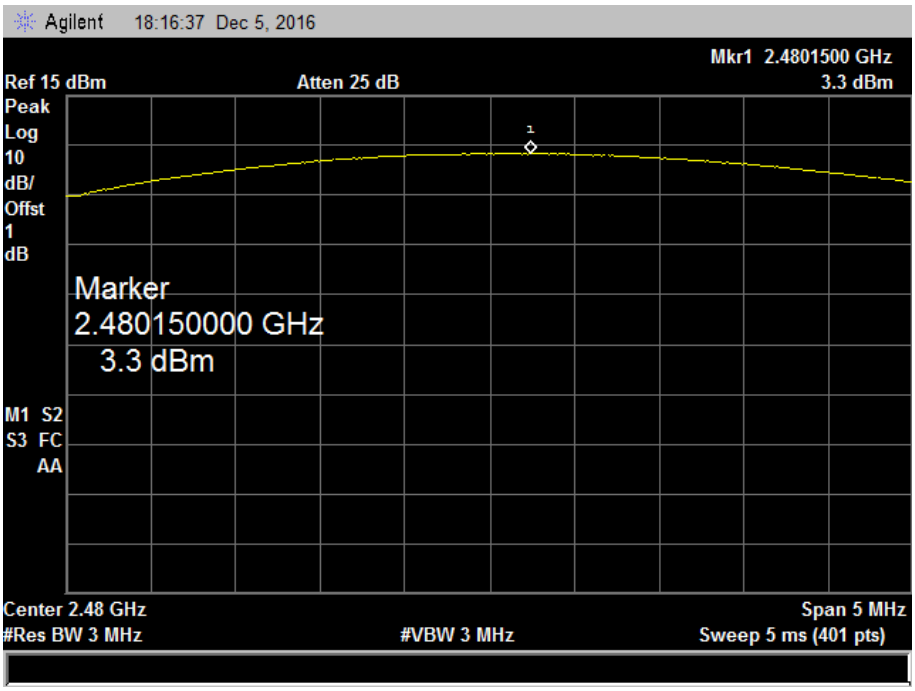

11. Antenna Requirement

11.1 Standard Requirement

11.1.1 Standard

FCC Part 15.203

11.1.2 Requirement

An intentional radiator shall be designed to ensure that no antenna other than that furnished by the responsible party shall be used with the device. The use of a permanently attached antenna or of an antenna that uses a unique coupling to the intentional radiator shall be considered sufficient to comply with the provisions of this Section. The manufacturer may design the unit so that a broken antenna can be replaced by the user, but the use of a standard antenna jack or electrical connector is prohibited.

11.2 Antenna Connected Construction

The directional gains of the antenna used for transmitting is 0 dBi, and the antenna connector is de-signed with permanent attachment and no consideration of replacement. Please see the EUT photo for details.

The EUT antenna is a PCB antenna. It complies with the standard requirement.

Antenna Type
☑ Permanent attached antenna
☐ Unique connector antenna
☐ Professional installation antenna

-----END OF REPORT-----