TEST REPORT

Reference No.	:	WTS18S12133823-4W
FCC ID	:	2AC88-ELTS18A02
Applicant.....	:	HONGKONG UCLOUDLINK NETWORK TECHNOLOGY LIMITED
Address.....	:	Suite 603, 6/F, Laws Commercial Plaza, 788 Cheung Sha Wan Road, Kowloon, Hong Kong
Manufacturer	:	The same as above
Address.....	:	The same as above
Product.....	:	Smart Phone
Model(s).	:	ELTS18A02
Brand Name.....	:	GlocalMe
Standards.....	:	FCC CFR47 Part 22 Subpart H: 2018 FCC CFR47 Part 24 Subpart E: 2018 FCC CFR47 Part 27 Subpart L: 2018
Date of Receipt sample	:	2018-12-25
Date of Test	:	2018-12-26 to 2019-03-20
Date of Issue.....	:	2019-03-21
Test Result.....	:	**Pass**

Remarks:
The results shown in this test report refer only to the sample(s) tested, this test report cannot be reproduced, except in full, without prior written permission of the company. The report would be invalid without specific stamp of test institute and the signatures of compiler and approver.

Prepared By:
Waltek Services (Shenzhen) Co., Ltd.
Address: 1/F., Fukangtai Building, West Baima Road, Songgang Street, Baoan District, Shenzhen, Guangdong, China
Tel :+86-755-83551033
Fax:+86-755-83552400

Compiled by:

Ford Wang

Ford Wang / Project Engineer

Approved by:

Philo zhong

Philo Zhong / Manager

2 Laboratories Introduction

Waltek Services (Shenzhen) Co., Ltd is a professional third-party testing and certification laboratory with multi-year product testing and certification experience, established strictly in accordance with ISO/IEC 17025 requirements, and accredited by ILAC (International Laboratory Accreditation Cooperation) member. A2LA (American Association for Laboratory Accreditation, the certification number is 4243.01) of USA, CNAS (China National Accreditation Service for Conformity Assessment, the registration number is L3110) of China. Meanwhile, Waltek has got recognition as registration and accreditation laboratory from EMSD (Electrical and Mechanical Services Department), and American Energy star, FCC (The Federal Communications Commission), CEC (California energy efficiency), ISED (Innovation, Science and Economic Development Canada). It's the strategic partner and data recognition laboratory of international authoritative organizations, such as Intertek (ETL-SEMKO), TÜV Rheinland, TÜV SÜD, etc.

Waltek Services (Shenzhen) Co., Ltd is one of the largest and the most comprehensive third party testing laboratory in China. Our test capability covered four large fields: safety test. Electro Magnetic Compatibility (EMC), and energy performance, wireless radio. As a professional, comprehensive, justice international test organization, we still keep the scientific and rigorous work attitude to help each client satisfy the international standards and assist their product enter into globe market smoothly.

Test Facility:

A. Accreditations for Conformity Assessment (International)

Country/Region	Scope Covered By	Scope	Note
USA	ISO/IEC 17025	FCC ID \ DOC \ VOC	1
Canada		IC ID \ VOC	2
Japan		MIC-T \ MIC-R	-
Europe		EMCD \ RED	-
Taiwan		NCC	-
Hong Kong		OFCA	-
Australia		RCM	-
India		WPC	-
Thailand		NTC	-
Singapore		IDA	-

Note:

1. FCC Designation No.: CN1201. Test Firm Registration No.: 523476.
2. ISED CAB identifier: CN0013

B. TCBs and Notify Bodies Recognized Testing Laboratory.

Recognized Testing Laboratory of …	Notify body number
TUV Rheinland	Optional.
Intertek	
TUV SUD	
SGS	
Phoenix Testlab GmbH	0700
Element Materials Technology Warwick Ltd	0891
Timco Engineering, Inc.	1177
Eurofins Product Service GmbH	0681

3 Contents

Page

1 COVER PAGE 1

2 LABORATORIES INTRODUCTION 2

3 CONTENTS 4

4 REVISION HISTORY 6

5 GENERAL INFORMATION 7

5.1 GENERAL DESCRIPTION OF E.U.T. 7
5.2 DETAILS OF E.U.T. 7
5.3 TEST MODE 9

6 TEST SUMMARY 10

7 EQUIPMENT USED DURING TEST 11

7.1 EQUIPMENTS LIST 11
7.2 MEASUREMENT UNCERTAINTY 12
7.3 TEST EQUIPMENT CALIBRATION 12

8 RF OUTPUT POWER 13

8.1 EUT OPERATION 13
8.2 TEST PROCEDURE 13
8.3 TEST RESULT 14

9 PEAK-TO-AVERAGE RATIO 20

9.1 EUT OPERATION 20
9.2 TEST PROCEDURE 20
9.3 TEST RESULT 21

10 BANDWIDTH 24

10.1 EUT OPERATION 24
10.2 TEST PROCEDURE 24
10.3 TEST RESULT 25

11 SPURIOUS EMISSIONS AT ANTENNA TERMINALS 36

11.1 EUT OPERATION 36
11.2 TEST PROCEDURE 36
11.3 TEST RESULT 37

12 SPURIOUS RADIATED EMISSIONS 52

12.1 EUT OPERATION 52
12.2 TEST SETUP 52
12.3 SPECTRUM ANALYZER SETUP 53
12.4 TEST PROCEDURE 54
12.5 SUMMARY OF TEST RESULTS 55

13 BAND EDGE MEASUREMENT 57

13.1 EUT OPERATION 57
13.2 TEST PROCEDURE 57
13.3 TEST RESULT 58

14 FREQUENCY STABILITY 73

14.1 EUT OPERATION 73
14.2 TEST PROCEDURE 73
14.3 TEST RESULT 74

15 RF EXPOSURE **82**

16 PHOTOGRAPHS OF TEST SETUP AND EUT. **83**

4 Revision History

Test report No.	Date of Receipt sample	Date of Test	Date of Issue	Purpose	Comment	Approved
WTS18S12133823-4W	2018-12-25	2018-12-26 to 2019-03-20	2019-03-21	original	-	Valid

5 General Information

5.1 General Description of E.U.T.

Product:	Smart Phone
Model(s):	ELTS18A02
Model Description:	N/A
GSM Band(s):	GSM 850/900/1800/1900MHz
GPRS/EGPRS Class:	12
WCDMA Band(s):	FDD Band I/II/IV/V/VIII
CDMA Band(s):	BC0/ BC1
LTE Band(s):	FDD Band 2/4/5/7/12/13/17/26 TDD Band 41
Wi-Fi Specification:	2.4G-802.11b/g/n HT20/n HT40 5G-802.11a/ n(HT20/40)/ac(HT20/40/80)
Bluetooth Version:	Bluetooth v4.1 with BLE
GPS:	Support
NFC:	Support
Hardware Version:	S20i_M_VB
Software Version:	S20iQ19_C00_TSV1.4001.001.190226 userdebug release-keys
Highest frequency (Exclude Radio):	1.8GHz
Storage Location:	Internal Storage
Note:	This EUT has two SIM card slots, and use same one RF module. We found that RF parameters are the same, when we insert the card 1 and card 2. So we usually performed the test under main card slot 1.

5.2 Details of E.U.T.

Operation Frequency:	GSM/GPRS/EDGE 850: 824~849MHz PCS/GPRS/EDGE 1900: 1850~1910MHz WCDMA Band II: 1850~1910MHz WCDMA Band V: 824~849MHz WCDMA Band IV:1710~1755MHz
Max. RF output power:	GSM 850: 33.33dBm PCS1900: 29.73dBm WCDMA Band II: 22.75dBm WCDMA Band V: 23.00dBm WCDMA Band IV: 22.46dBm
Type of Modulation:	GSM,GPRS: GMSK EDGE: GMSK, 8PSK WCDMA: BPSK, 16QAM
Antenna installation:	GSM/WCDMA: internal permanent antenna

Antenna Gain:	GSM 850: -3.69dBi PCS1900: -2.21dBi WCDMA Band II: -2.21dBi WCDMA Band V: -3.69dBi WCDMA Band IV: -0.67dBi
Ratings:	Battery DC 3.85V, 2000mAh DC 5V, 2.0A charging from adapter 1 (Adapter Input: 100-240V~50/60Hz 0.3A) DC 5V, 2.0A charging from adapter 2 (Adapter Input: 100-240V~50/60Hz MAX 0.35A)
Adapter 1:	Manufacturer: ShenZhen HuaJin Electronics CO.,LTD Model No.: HJ-0502000W2-US
Adapter 2:	Manufacturer: Shenzhen Flypower Technology Co., Ltd. Model No.: PS10J050K2000UU
Type of Emission:	GSM850: 246KGXW, GPRS850: 245KGXW, EGPRS850: 246KG7W PCS1900: 239KGXW, GPRS1900: 240KGXW, EGPRS1900: 244KG7W WCDMA850: 4M14F9W, WCDMA1900: 4M15F9W, WCDMA1700: 4M14F9W

5.3 Test Mode

All test mode(s) and condition(s) mentioned were considered and evaluated respectively by performing full tests, the worst data were recorded and reported.

Support Band	Test Mode	Channel Frequency	Channel Number
GSM 850	GSM/GPRS/EDGE	824.2 MHz	128
		836.6 MHz	190
		848.8 MHz	251
PCS 1900	GSM/GPRS/EDGE	1850.2 MHz	512
		1880.0 MHz	661
		1909.8 MHz	810
WCDMA Band V	WCDMA/HSUPA/HSDPA	826.4 MHz	4132
		836.6 MHz	4183
		846.6 MHz	4233
WCDMA Band II	WCDMA/HSUPA/HSDPA	1852.4MHz	9262
		1880.0MHz	9400
		1907.6MHz	9538
WCDMA Band IV	WCDMA/HSUPA/HSDPA	1712.4MHz	1313
		1732.6MHz	1413
		1752.6MHz	1512
Remark: All mode(s) were tested and the worst data was recorded.			

6 Test Summary

Test Items	Test Requirement	Result
RF Output Power	2.1046 22.913 (a) 24.232 (c) 27.50(c) 27.50(d)	PASS
Peak-to-Average Ratio	24.232 (d) 27.50(d)	PASS
Bandwidth	2.1049 22.905 22.917 24.238 27.53(a)	PASS
Spurious Emissions at Antenna Terminal	2.1051 22.917 (a) 24.238 (a) 27.53(h)	PASS
Field Strength of Spurious Radiation	2.1053 22.917 (a) 24.238 (a) 27.53(h)	PASS
Out of band emission, Band Edge	22.917 (a) 24.238 (a) 27.53(h)	PASS
Frequency Stability	2.1055 22.355 24.235 27.5(h) 27.54	PASS
Maximum Permissible Exposure (SAR)	1.1307 2.1093	PASS

7 Equipment Used during Test

7.1 Equipments List

Conducted Emissions Test Site 1#						
Item	**Equipment**	**Manufacturer**	**Model No.**	**Serial No.**	**Last Calibration Date**	**Calibration Due Date**
1.	EMI Test Receiver	R&S	ESCI	100947	2018-09-12	2019-09-11
2.	LISN	R&S	ENV216	101215	2018-09-12	2019-09-11
3.	Cable	Top	TYPE16(3.5M)	-	2018-09-12	2019-09-11
Conducted Emissions Test Site 2#						
Item	**Equipment**	**Manufacturer**	**Model No.**	**Serial No.**	**Last Calibration Date**	**Calibration Due Date**
1.	EMI Test Receiver	R&S	ESCI	101155	2018-09-12	2019-09-11
2.	LISN	SCHWARZBECK	NSLK 8128	8128-289	2018-09-12	2019-09-11
3.	Limiter	York	MTS-IMP-136	261115-001-0024	2018-09-12	2019-09-11
4.	Cable	LARGE	RF300	-	2018-09-12	2019-09-11
3m Semi-anechoic Chamber for Radiation Emissions Test site 1#						
Item	**Equipment**	**Manufacturer**	**Model No.**	**Serial No.**	**Last Calibration Date**	**Calibration Due Date**
1	Spectrum Analyzer	R&S	FSP	100091	2018-04-29	2019-04-28
2	Active Loop Antenna	Beijing Dazhi	ZN30900A	-	2018-04-09	2019-04-08
3	Trilog Broadband Antenna	SCHWARZBECK	VULB9163	336	2018-04-09	2019-04-08
4	Coaxial Cable (below 1GHz)	Top	TYPE16(13M)	-	2018-09-12	2019-09-11
5	Broad-band Horn Antenna	SCHWARZBECK	BBHA 9120 D	667	2018-04-09	2019-04-08
6	Broad-band Horn Antenna	SCHWARZBECK	BBHA 9170	335	2018-04-09	2019-04-08
7	Broadband Preamplifier	COMPLIANCE DIRECTION	PAP-1G18	2004	2018-04-13	2019-04-12
8	Coaxial Cable (above 1GHz)	Top	1GHz-25GHz	EW02014-7	2018-04-13	2019-04-12
9	Universal Radio Communication Tester	R&S	CMU 200	112461	2018-04-13	2019-04-12
10	Signal Generator	R&S	SMR20	100046	2018-09-12	2019-09-11
11	Smart Antenna	SCHWARZBECK	HA08	-	2018-04-09	2019-04-08
3m Semi-anechoic Chamber for Radiation Emissions Test site 2#						
Item	**Equipment**	**Manufacturer**	**Model No.**	**Serial No**	**Last Calibration Date**	**Calibration Due Date**

1	Test Receiver	R&S	ESCI	101296	2018-04-13	2019-04-12
2	Trilog Broadband Antenna	SCHWARZBECK	VULB9160	9160-3325	2018-04-09	2019-04-08
3	Amplifier	Compliance pirection systems inc	PAP-0203	22024	2018-04-13	2019-04-12
4	Cable	HUBER+SUHNER	CBL2	525178	2018-04-13	2019-04-12
RF Conducted Testing						
Item	**Equipment**	**Manufacturer**	**Model No.**	**Serial No.**	**Last Calibration Date**	**Calibration Due Date**
1.	EMC Analyzer (9k~26.5GHz)	Agilent	E7405A	MY45114943	2018-09-12	2019-09-11
2.	Spectrum Analyzer (9k-6GHz)	R&S	FSL6	100959	2018-09-12	2019-09-11
3.	Universal Radio Communication Tester	R&S	CMU 200	112461	2018-09-12	2019-09-11
4	Signal Analyzer (9k~26.5GHz)	Agilent	N9010A	MY50520207	2018-09-12	2019-09-11

7.2 Measurement Uncertainty

Parameter	Uncertainty
Conducted Emission	± 3.64 dB(AC mains 150KHz~30MHz)
Radiated Spurious Emissions	± 5.08 dB (Bilog antenna 30M~1000MHz)
	± 5.47 dB (Horn antenna 1000M~25000MHz)
Radio Frequency	± 1 x 10^{-7}Hz
RF Power	± 0.42 dB
RF Power Density	± 0.7dB
Conducted Spurious Emissions	± 2.76 dB (9kHz~26500MHz)
Confidence interval：95%. Confidence factor:k=2	

7.3 Test Equipment Calibration

All the test equipments used are valid and calibrated by CEPREI Certification Body that address is No.110 Dongguan Zhuang RD. Guangzhou, P.R.China.

8 RF OUTPUT POWER

Test Requirement:	FCC Part 2.1046, 22.913 (a), 24.232 (c), 27.50(c.10); 27.50(d.4)
Test Method:	TIA/EIA-603-E:2016
	ANSI C63.26:2015
Test Mode:	TX transmitting

8.1 EUT Operation

Operating Environment **:**

Temperature:	22.5 °C
Humidity:	52.1 % RH
Atmospheric Pressure:	101.2kPa

8.2 Test Procedure

Conducted method:

The RF output of the transmitter was connected to the wireless test set and the spectrum analyzer through sufficient attenuation.

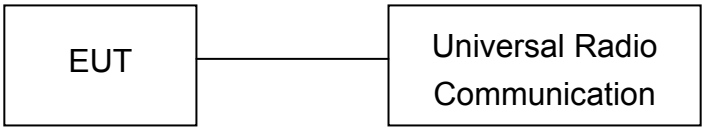

Radiated method:

1. The setup of EUT is according with per TIA/EIA Standard 603D measurement procedure.
2. The measurement antenna was placed at a distance of 3 meters from the EUT. During the tests, the antenna height and polarization as well as EUT azimuth were varied in order to identify the maximum level of emissions from the EUT. The test was performed by placing the EUT on 3-orthogonal axis.
3. The frequency range up to tenth harmonic of the fundamental frequency was investigated.
4. Remove the EUT and replace it with substitution antenna. A signal generator was connected to the substitution antenna by a non-radiating cable. The absolute levels of the spurious emissions were measured by the substitution.

8.3 Test Result

Conducted Power

GSM - Burst Average Power (dBm)						
Band	**GSM850**			**PCS1900**		
Channel	**128**	**190**	**251**	**512**	**661**	**810**
Frequency (MHz)	**824.2**	**836.6**	**848.8**	**1850.2**	**1880**	**1909.8**
GSM	33.16	33.23	33.23	29.41	29.59	29.41
GPRS (1 slot)	33.24	33.33	33.33	29.59	29.73	29.55
GPRS (2 slots)	32.84	32.86	32.91	29.11	29.25	29.12
GPRS (3 slots)	32.35	32.41	32.42	28.69	28.76	28.74
GPRS (4 slots)	31.86	31.92	31.93	28.13	28.30	28.31
EGPRS (1 slot)	26.87	26.91	27.80	25.55	25.31	25.51
EGPRS (2 slots)	26.25	26.42	27.35	25.09	24.89	25.05
EGPRS (3 slots)	25.84	25.93	26.91	24.71	24.39	24.69
EGPRS (4 slots)	25.39	25.41	26.43	24.26	23.94	24.23

WCDMA - Average Power (dBm)									
Band	**WCDMA Band II**			**WCDMA Band V**			**WCDMA Band IV**		
Channel	**9262**	**9400**	**9538**	**4132**	**4183**	**4233**	**1313**	**1413**	**1512**
Frequency (MHz)	**1852.4**	**1880**	**1907.6**	**826.4**	**836.6**	**846.6**	**1712.4**	**1732.6**	**1752.6**
RMC 12.2k	22.75	22.74	22.72	22.94	23.00	22.97	22.36	22.40	22.46
HSDPA Subtest-1	21.57	21.54	21.50	21.82	21.88	21.85	21.21	21.31	21.33
HSDPA Subtest-2	21.51	21.51	21.48	21.78	21.86	21.82	21.18	21.27	21.31
HSDPA Subtest-3	21.48	21.46	21.45	21.76	21.83	21.77	21.16	21.25	20.28
HSDPA Subtest-4	21.44	21.43	21.43	21.74	21.81	21.74	21.13	21.23	20.25
HSUPA Subtest-1	21.13	21.16	21.10	21.28	21.36	21.37	20.71	20.79	20.74
HSUPA Subtest-2	21.12	21.13	21.08	21.25	21.33	21.34	20.67	20.75	20.71
HSUPA Subtest-3	21.06	21.10	21.05	21.21	21.29	21.31	20.65	20.71	20.68
HSUPA Subtest-4	21.03	21.08	21.03	21.18	21.26	21.29	20.63	20.68	20.65
HSUPA Subtest-5	21.01	21.05	21.00	21.16	21.23	21.26	20.62	20.65	20.61

Radiated Powe

ERP and EIRP

Cellular Band 850 (Part 22H)

Frequency	Receiver Reading	Turn table Angle	RX Antenna		Substituted			Absolute Level	Part 22H	
			Height	Polar	SG Level	Cable	Antenna Gain		Limit	Margin
(MHz)	(dBμV)	Degree	(m)	(H/V)	(dBm)	(dB)	(dB)	(dBm)	(dBm)	(dB)
GSM 850 Channel 128										
824.20	97.58	201	2.2	H	30.55	0.20	0.00	30.35	38.45	-8.10
824.20	97.82	306	2.3	V	30.72	0.20	0.00	30.52	38.45	-7.93
GSM 850 Channel 190										
836.60	97.61	319	1.8	H	30.58	0.20	0.00	30.38	38.45	-8.07
836.60	97.88	360	1.4	V	30.78	0.20	0.00	**30.58**	38.45	-7.87
GSM 850 Channel 251										
848.80	97.45	18	2.5	H	30.42	0.20	0.00	30.22	38.45	-8.23
848.80	97.74	173	1.5	V	30.64	0.20	0.00	30.44	38.45	-8.01
GPRS 850 Channel 128										
824.20	97.38	182	1.9	H	30.35	0.20	0.00	30.15	38.45	-8.30
824.20	97.49	240	1.9	V	30.39	0.20	0.00	30.19	38.45	-8.26
GPRS 850 Channel 190										
836.60	97.33	98	1.1	H	30.30	0.20	0.00	30.10	38.45	-8.35
836.60	97.41	17	2.4	V	30.31	0.20	0.00	30.11	38.45	-8.34
GPRS 850 Channel 251										
848.80	97.40	201	2.4	H	30.37	0.20	0.00	30.17	38.45	-8.28
848.80	97.35	5	1.2	V	30.25	0.20	0.00	30.05	38.45	-8.40
EGPRS 850 Channel 128										
824.20	91.38	283	1.6	H	24.35	0.20	0.00	24.15	38.45	-14.30
824.20	91.49	284	1.9	V	24.39	0.20	0.00	24.19	38.45	-14.26
EGPRS 850 Channel 190										
836.60	91.33	11	1.7	H	24.30	0.20	0.00	24.10	38.45	-14.35
836.60	91.47	93	2.2	V	24.37	0.20	0.00	24.17	38.45	-14.28
EGPRS 850 Channel 251										
848.80	91.37	125	1.8	H	24.34	0.20	0.00	24.14	38.45	-14.31
848.80	91.50	70	2.2	V	24.40	0.20	0.00	**24.20**	38.45	-14.25

Cellular Band 1900 (Part 24E)

Frequency	Receiver Reading	Turn table Angle	RX Antenna		Substituted			Absolute Level	Part 24E	
			Height	Polar	SG Level	Cable	Antenna Gain		Limit	Margin
(MHz)	(dBμV)	Degree	(m)	(H/V)	(dBm)	(dB)	(dB)	(dBm)	(dBm)	(dB)
PCS 1900 Channel 512										
1850.20	91.27	279	1.3	H	17.30	0.31	10.40	27.39	33	-5.61
1850.20	90.57	148	2.3	V	17.29	0.31	10.40	27.38	33	-5.62
PCS 1900 Channel 661										
1880.00	91.31	349	2.2	H	17.46	0.31	10.40	27.55	33	-5.45
1880.00	90.58	140	1.2	V	17.46	0.31	10.40	27.55	33	-5.45
PCS 1900 Channel 810										
1909.80	91.40	25	1.8	H	17.67	0.32	10.40	**27.75**	33	-5.25
1909.80	90.54	65	1.4	V	17.58	0.32	10.40	27.66	33	-5.34
GPRS 1900 Channel 512										
1850.20	91.38	268	2.2	H	17.41	0.31	10.40	27.50	33	-5.50
1850.20	90.55	245	1.3	V	17.27	0.31	10.40	27.36	33	-5.64
GPRS 1900 Channel 661										
1880.00	91.44	97	2.4	H	17.59	0.31	10.40	27.68	33	-5.32
1880.00	90.60	145	1.2	V	17.48	0.31	10.40	27.57	33	-5.43
GPRS 1900 Channel 810										
1909.80	91.36	24	2.2	H	17.63	0.32	10.40	27.71	33	-5.29
1909.80	90.52	306	2.5	V	17.56	0.32	10.40	27.64	33	-5.36
EGPRS 1900 Channel 512										
1850.20	87.29	56	1.7	H	13.32	0.31	10.40	23.41	33	-9.59
1850.20	86.57	148	2.2	V	13.29	0.31	10.40	23.38	33	-9.62
EGPRS 1900 Channel 661										
1880.00	87.14	59	2.4	H	13.29	0.31	10.40	23.38	33	-9.62
1880.00	86.36	126	1.1	V	13.24	0.31	10.40	23.33	33	-9.67
EGPRS 1900 Channel 810										
1909.80	87.04	273	2.1	H	13.31	0.32	10.40	23.39	33	-9.61
1909.80	86.32	203	1.0	V	13.36	0.32	10.40	**23.44**	33	-9.56

WCDMA Band V (Part 22H)

Frequency	Receiver Reading	Turn table Angle	RX Antenna		Substituted			Absolute Level	Part 22H	
			Height	Polar	SG Level	Cable	Antenna Gain		Limit	Margin
(MHz)	(dBμV)	Degree	(m)	(H/V)	(dBm)	(dB)	(dB)	(dBm)	(dBm)	(dB)
WCDMA Band V Voice Channel 4132										
826.40	86.92	46	1.3	H	19.89	0.20	0.00	**19.69**	38.45	-18.76
826.40	86.97	139	2.4	V	19.87	0.20	0.00	19.67	38.45	-18.78
WCDMA Band V Voice Channel 4183										
836.60	86.90	313	1.9	H	19.87	0.20	0.00	19.67	38.45	-18.78
836.60	86.91	159	1.8	V	19.81	0.20	0.00	19.61	38.45	-18.84
WCDMA Band V Voice Channel 4233										
846.60	86.80	57	2.1	H	19.77	0.20	0.00	19.57	38.45	-18.88
846.60	86.74	184	2.3	V	19.64	0.20	0.00	19.44	38.45	-19.01
WCDMA Band V HSDPA Channel 4132										
826.40	86.81	279	2.1	H	19.78	0.20	0.00	19.58	38.45	-18.87
826.40	86.72	98	1.7	V	19.62	0.20	0.00	19.42	38.45	-19.03
WCDMA Band V HSDPA Channel 4183										
836.60	86.84	21	2.4	H	19.81	0.20	0.00	19.61	38.45	-18.84
836.60	86.78	121	1.2	V	19.68	0.20	0.00	19.48	38.45	-18.97
WCDMA Band V HSDPA Channel 4233										
846.60	86.66	104	1.9	H	19.63	0.20	0.00	19.43	38.45	-19.02
846.60	86.81	113	2.5	V	19.71	0.20	0.00	19.51	38.45	-18.94
WCDMA Band V HSUPA Channel 4132										
826.40	86.63	320	2.1	H	19.60	0.20	0.00	19.40	38.45	-19.05
826.40	86.73	187	1.7	V	19.63	0.20	0.00	19.43	38.45	-19.02
WCDMA Band V HSUPA Channel 4183										
836.60	86.67	189	1.4	H	19.64	0.20	0.00	19.44	38.45	-19.01
836.60	86.75	303	2.2	V	19.65	0.20	0.00	19.45	38.45	-19.00
WCDMA Band V HSUPA Channel 4233										
846.60	86.72	144	2.3	H	19.69	0.20	0.00	19.49	38.45	-18.96
846.60	86.77	181	1.4	V	19.67	0.20	0.00	19.47	38.45	-18.98

WCDMA Band II (Part 24E)

Frequency	Receiver Reading	Turn table Angle	RX Antenna		Substituted			Absolute Level	Part 24E	
			Height	Polar	SG Level	Cable	Antenna Gain		Limit	Margin
(MHz)	(dBμV)	Degree	(m)	(H/V)	(dBm)	(dB)	(dB)	(dBm)	(dBm)	(dB)
WCDMA Band II Voice Channel 9262										
1852.40	84.22	281	1.3	H	10.25	0.31	10.40	20.34	33	-12.66
1852.40	83.84	299	2.0	V	10.56	0.31	10.40	20.65	33	-12.35
WCDMA Band II Voice Channel 9400										
1880.00	84.23	19	1.1	H	10.38	0.31	10.40	20.47	33	-12.53
1880.00	83.45	253	1.1	V	10.33	0.31	10.40	20.42	33	-12.58
WCDMA Band II Voice Channel 9538										
1907.60	84.31	76	1.9	H	10.58	0.32	10.40	20.66	33	-12.34
1907.60	83.52	206	2.2	V	10.56	0.32	10.40	20.64	33	-12.36
WCDMA Band II HSDPA Channel 9262										
1852.40	84.35	164	2.0	H	10.38	0.31	10.40	20.47	33	-12.53
1852.40	83.67	326	2.5	V	10.39	0.31	10.40	20.48	33	-12.52
WCDMA Band II HSDPA Channel 9400										
1880.00	84.38	341	1.2	H	10.53	0.31	10.40	20.62	33	-12.38
1880.00	83.69	77	1.7	V	10.57	0.31	10.40	20.66	33	-12.34
WCDMA Band II HSDPA Channel 9538										
1907.60	84.29	67	2.5	H	10.56	0.32	10.40	20.64	33	-12.36
1907.60	83.51	22	2.1	V	10.55	0.32	10.40	20.63	33	-12.37
WCDMA Band II HSUPA Channel 9262										
1852.40	84.25	25	1.3	H	10.28	0.31	10.40	20.37	33	-12.63
1852.40	83.54	209	1.9	V	10.26	0.31	10.40	20.35	33	-12.65
WCDMA Band II HSUPA Channel 9400										
1880.00	84.30	177	2.5	H	10.45	0.31	10.40	20.54	33	-12.46
1880.00	83.56	61	2.1	V	10.44	0.31	10.40	20.53	33	-12.47
WCDMA Band II HSUPA Channel 9538										
1907.60	84.32	75	2.1	H	10.59	0.32	10.40	20.67	33	-12.33
1907.60	83.70	319	2.3	V	10.74	0.32	10.40	**20.82**	33	-12.18

WCDMA Band IV (Part 27)

Frequency	Receiver Reading	Turn table Angle	RX Antenna		Substituted			Absolute Level	Part 27	
			Height	Polar	SG Level	Cable	Antenna Gain		Limit	Margin
(MHz)	(dBμV)	Degree	(m)	(H/V)	(dBm)	(dB)	(dB)	(dBm)	(dBm)	(dB)
WCDMA Band IV Voice Channel 1313										
1712.40	86.57	214	2.3	H	12.60	0.30	9.40	21.70	30	-8.30
1712.40	86.96	298	2.1	V	12.68	0.30	9.40	21.78	30	-8.22
WCDMA Band IV Voice Channel 1413										
1732.60	86.47	165	2.4	H	12.62	0.30	9.40	21.72	30	-8.28
1732.60	86.89	290	2.2	V	12.77	0.30	9.40	21.87	30	-8.13
WCDMA Band IV Voice Channel 1512										
1752.60	86.45	197	1.1	H	12.72	0.30	9.40	21.82	30	-8.18
1752.60	87.59	112	1.9	V	12.63	0.30	9.40	21.73	30	-8.27
WCDMA Band IV HSDPA Channel 1313										
1712.40	86.71	189	2.5	H	12.74	0.30	9.40	21.84	30	-8.16
1712.40	87.02	338	1.7	V	12.74	0.30	9.40	21.84	30	-8.16
WCDMA Band IV HSDPA Channel 1413										
1732.60	86.72	28	2.2	H	12.87	0.30	9.40	21.97	30	-8.03
1732.60	87.00	288	2.0	V	12.88	0.30	9.40	**21.98**	30	-8.02
WCDMA Band IV HSDPA Channel 1512										
1752.60	86.47	257	2.4	H	12.74	0.30	9.40	21.84	30	-8.16
1752.60	87.58	152	1.1	V	12.62	0.30	9.40	21.72	30	-8.28
WCDMA Band IV HSUPA Channel 1313										
1712.40	86.59	28	2.4	H	12.62	0.30	9.40	21.72	30	-8.28
1712.40	87.12	326	2.0	V	12.84	0.30	9.40	21.94	30	-8.06
WCDMA Band IV HSUPA Channel 1413										
1732.60	86.57	350	1.8	H	12.72	0.30	9.40	21.82	30	-8.18
1732.60	86.93	285	1.6	V	12.81	0.30	9.40	21.91	30	-8.09
WCDMA Band IV HSUPA Channel 1512										
1752.60	86.50	326	2.2	H	12.77	0.30	9.40	21.87	30	-8.13
1752.60	87.60	275	1.1	V	12.64	0.30	9.40	21.74	30	-8.26

9 Peak-to-Average Ratio

Test Requirement: 24.232 (d), 27.50(d)

Test Method: N/A

Test Mode: TX transmitting

9.1 EUT Operation

Operating Environment **:**

Temperature: 22.5 °C

Humidity: 52.3% RH

Atmospheric Pressure: 101.2kPa

9.2 Test Procedure

1. The EUT was connected to spectrum analyzer and system simulator via a power divider.
2. Set EUT to transmit at maximum output power.
3. When the duty cycle is less than 98%, then signal gating will be implemented on the spectrum analyzer by triggering from the system simulator.
4. Set the CCDF (Complementary Cumulative Distribution Function) option of the spectrum analyzer. Record the maximum PAPR level associated with a probability of 0.1%.

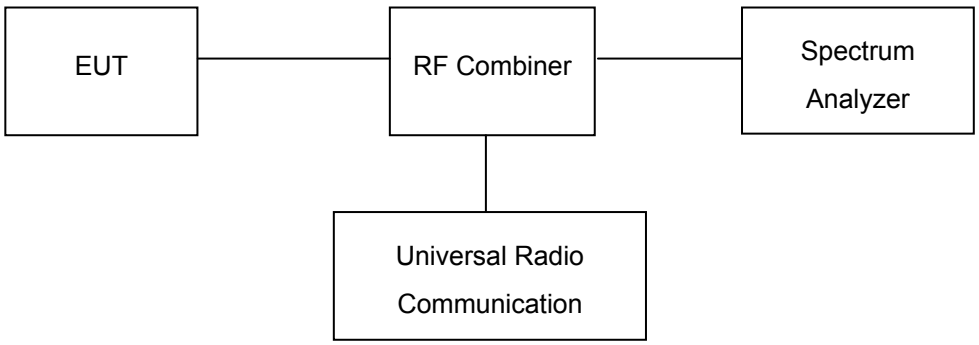

9.3 Test Result

Remark: All test data were reported and only the worst case (middle channel mode) test graphs were showed in test report.

Cellular Band (Part 24E)

Mode	PCS 1900			GPRS 1900			EDGE 1900			Limit (dB)
Channel	512	661	810	512	661	810	512	661	810	
Frequency (MHz)	1850.2	1880.0	1909.8	1850.2	1880.0	1909.8	1850.2	1880.0	1909.8	
Peak-to-Average Ratio (dB)	10.59	10.85	10.42	12.50	12.63	12.48	12.03	12.44	12.35	13

Mode	WCDMA Band II			WCDMA Band IV			Limit (dB)
Channel	9262	9400	9538	1313	1413	1512	
Frequency (MHz)	1852.4	1880.0	1907.6	1712.4	1732.6	1752.6	
Peak-to-Average Ratio (dB)	2.53	3.54	2.69	3.19	4.08	3.98	13

Test Plots (Part 24E)

PCS1900 Middle Channel

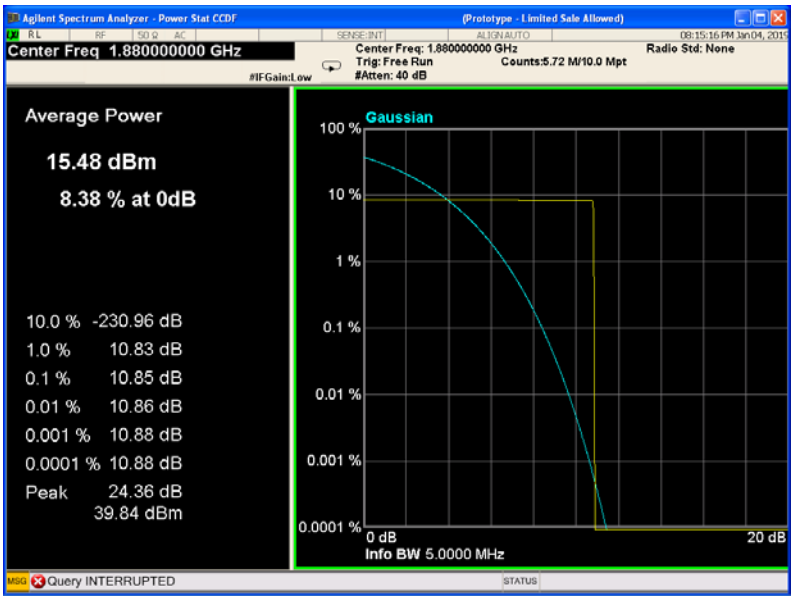

GPRS 1900 Middle Channel

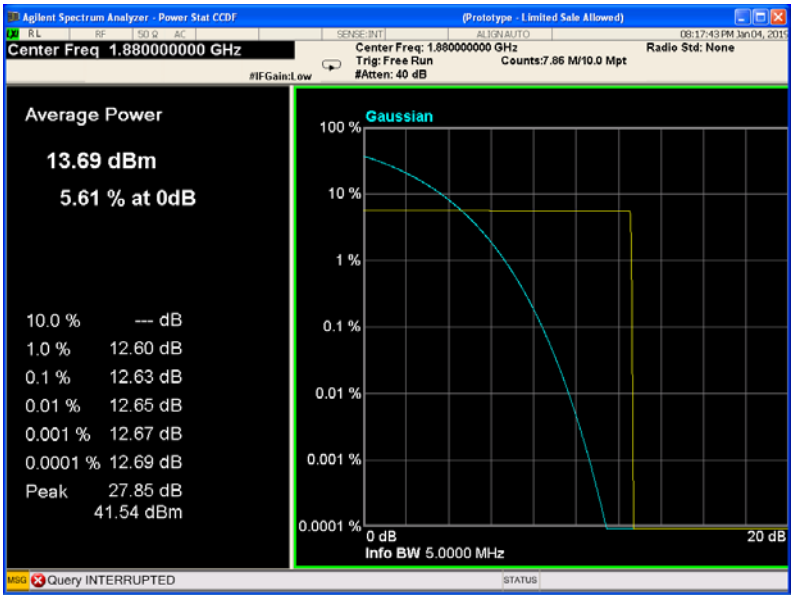

EDGE 1900 Middle Channel

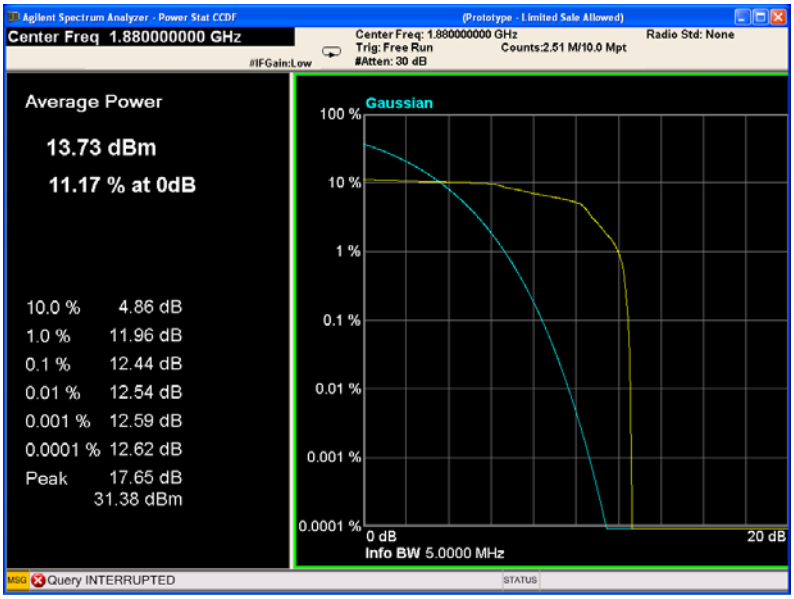

WCDMA Band II Middle Channel

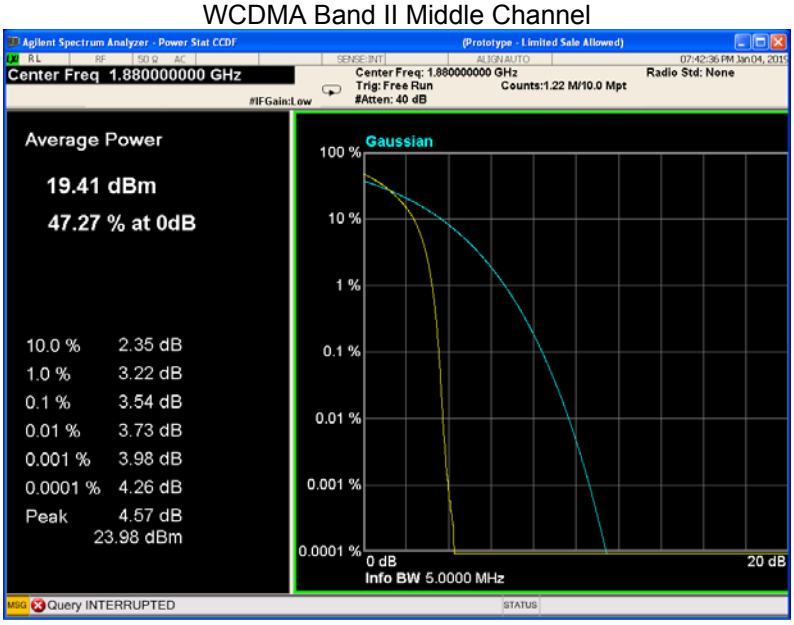

WCDMA Band IV Middle Channel

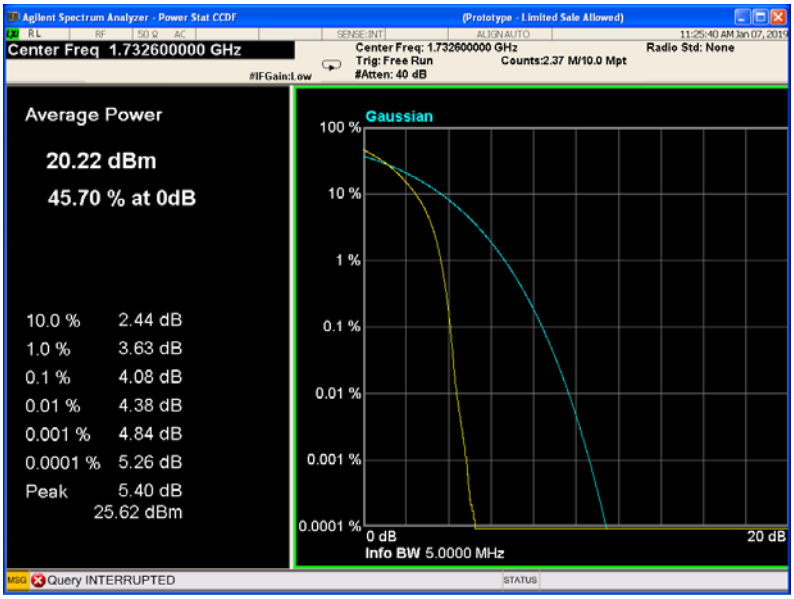

10 BANDWIDTH

Test Requirement:	FCC Part 2.1049, 22.917, 22.905, 24.238, 27.53(a)
Test Method:	TIA/EIA-603-E:2016
	ANSI C63.26:2015
Test Mode:	TX transmitting

10.1 EUT Operation

Operating Environment **:**

Temperature:	22.5 °C
Humidity:	52.3% RH
Atmospheric Pressure:	101.2kPa

10.2 Test Procedure

The RF output of the transmitter was connected to the wireless test set and the spectrum analyzer through sufficient attenuation.
The resolution bandwidth of the spectrum analyzer was set in the range of 1 to 5 % of the anticipated OBW (Cellular /PCS) and the 26 dB & 99%bandwidth was recorded.

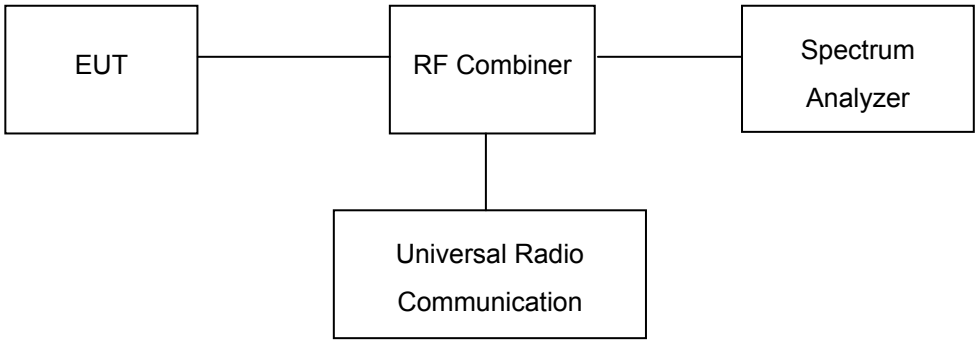

10.3 Test Result

Remark: All test data were reported and only the worst case (middle channel mode) test graphs were showed in test report.

Cellular Band (Part 22H)

Test Mode	Channel	Frequency (MHz)	99% Occupied Bandwidth(kHz)	26 dB Emission Bandwidth(kHz)
GSM 850	128	824.2	246.25	302.29
	190	836.6	246.27	302.30
	251	848.8	246.26	302.29
GPRS 850	128	824.2	244.96	308.79
	190	836.6	244.97	308.80
	251	848.8	244.97	308.80
EGPRS 850	128	824.2	245.70	303.19
	190	836.6	245.71	303.20
	251	848.8	245.71	303.19

Test Mode		Channel	Frequency (MHz)	99% Occupied Bandwidth(MHz)	26 dB Emission Bandwidth(MHz)
WCDMA Band V	RMC12.2k	4132	826.4	4.13	4.64
		4183	836.6	4.14	4.64
		4233	846.6	4.13	4.64
	HSDPA(16QAM)	4132	826.4	4.13	4.68
		4183	836.6	4.13	4.69
		4233	846.6	4.13	4.67
	HSUPA(BPSK)	4132	826.4	4.14	4.67
		4183	836.6	4.14	4.68
		4233	846.6	4.12	4.68

Cellular Band (Part 24E)

Test Mode	Channel	Frequency (MHz)	99% Occupied Bandwidth(kHz)	26 dB Emission Bandwidth(kHz)
PCS 1900	512	1850.2	238.92	310.59
	661	1880.0	238.92	310.60
	810	1909.8	238.91	310.58
GPRS 1900	512	1850.2	240.33	305.59
	661	1880.0	240.33	305.60
	810	1909.8	240.32	305.59
EGPRS 1900	512	1850.2	244.28	289.89
	661	1880.0	244.29	289.90
	810	1909.8	244.28	289.90

Test Mode		Channel	Frequency (MHz)	99% Occupied Bandwidth(MHz)	26 dB Emission Bandwidth(MHz)
WCDMA Band II	RMC12.2k	9262	1852.4	4.15	4.68
		9400	1880.0	4.15	4.69
		9538	1907.6	4.14	4.68
	HSDPA(16QAM)	9262	1852.4	4.12	4.69
		9400	1880.0	4.13	4.70
		9538	1907.6	4.11	4.69
	HSUPA(BPSK)	9262	1852.4	4.10	4.66
		9400	1880.0	4.11	4.67
		9538	1907.6	4.11	4.66

Cellular Band (Part 27)

Test Mode		Channel	Frequency (MHz)	99% Occupied Bandwidth(MHz)	26 dB Emission Bandwidth(MHz)
WCDMA Band IV	RMC12.2k	1313	1712.6	4.13	4.64
		1413	1732.6	4.14	4.64
		1512	1752.4	4.13	4.64
	HSDPA	1313	1712.6	4.13	4.68
		1413	1732.6	4.13	4.69
		1512	1752.4	4.13	4.67
	HSUPA	1313	1712.6	4.14	4.67
		1413	1732.6	4.14	4.68
		1512	1752.4	4.12	4.68

Test Plots (worst case)

Cellular Band (Part 22H)

GSM 850

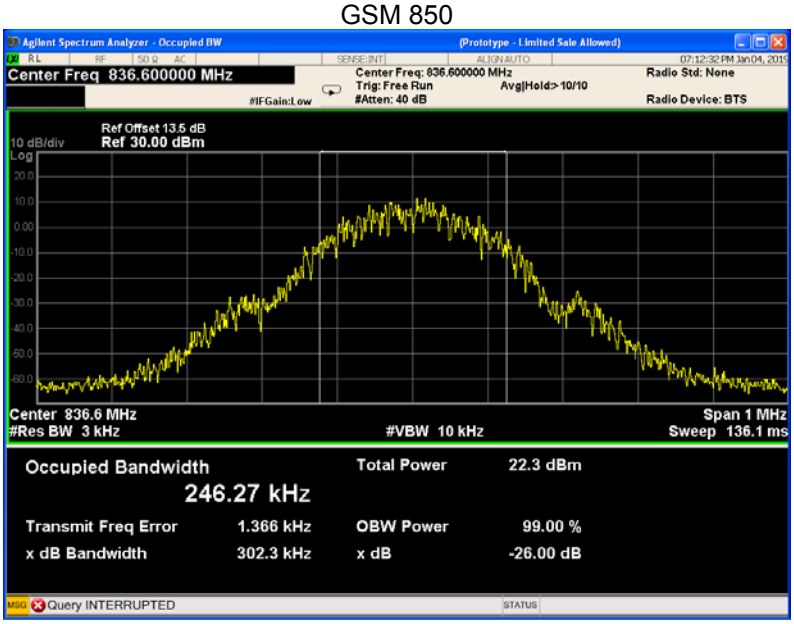

GPRS 850

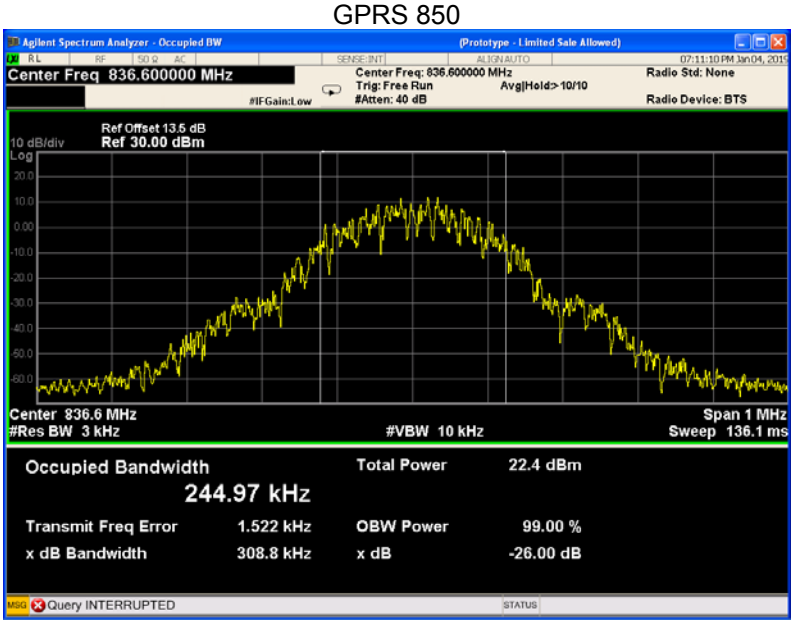

EGPRS 850

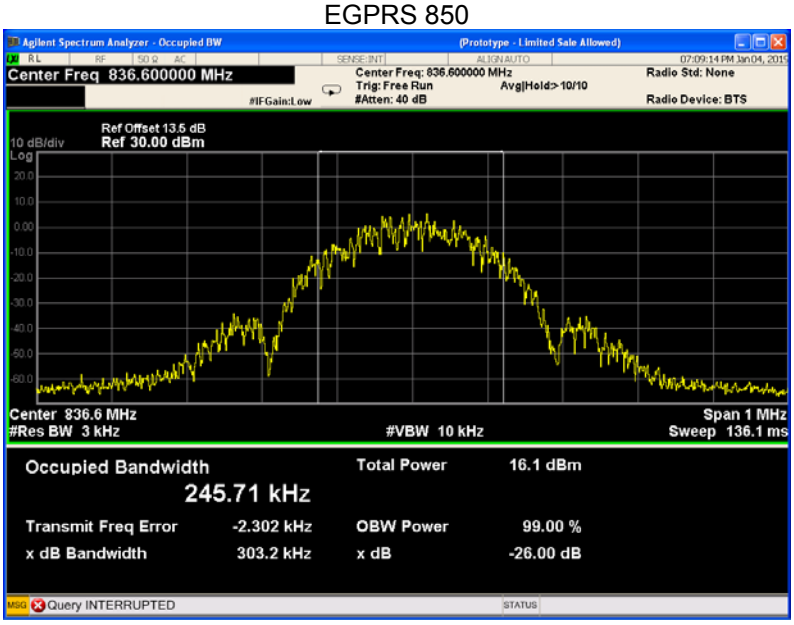

WCDMA band V

RMC12.2k

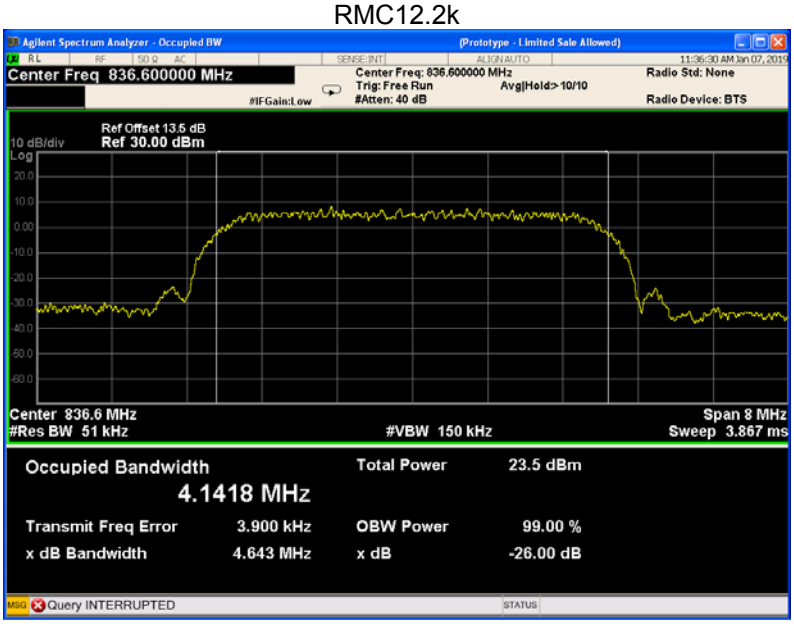

HSDPA

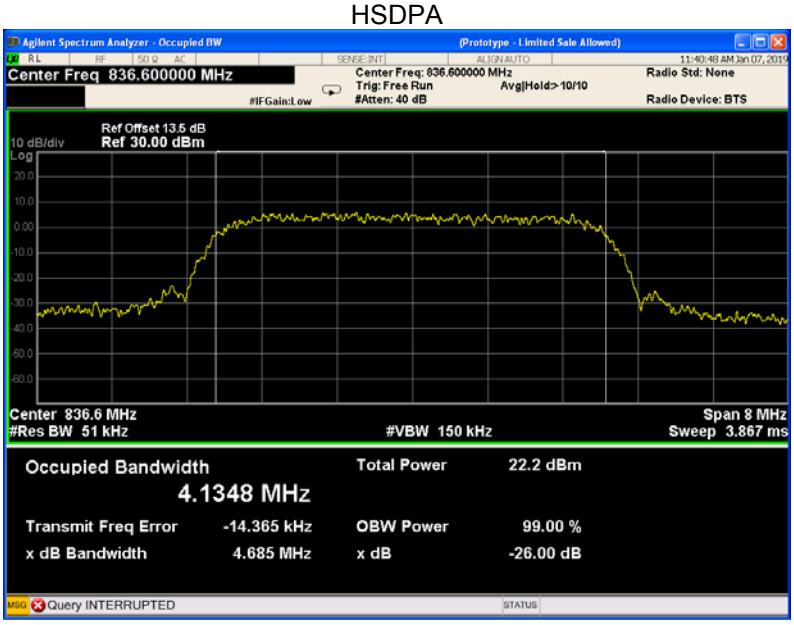
Agilent Spectrum Analyzer - Occupied BW
(Prototype - Limited Sale Allowed)
Center Freq 836.600000 MHz
Center Freq: 836.600000 MHz
Trig: Free Run
Avg|Hold:>10/10
#Atten: 40 dB
Radio Std: None
Radio Device: BTS
Ref Offset 13.5 dB
10 dB/div
Ref 30.00 dBm
Center 836.6 MHz
#Res BW 51 kHz
#VBW 150 kHz
Span 8 MHz
Sweep 3.867 ms
Occupied Bandwidth
4.1348 MHz
Total Power 22.2 dBm
Transmit Freq Error -14.365 kHz
OBW Power 99.00 %
x dB Bandwidth 4.685 MHz
x dB -26.00 dB
Query INTERRUPTED

HSUPA

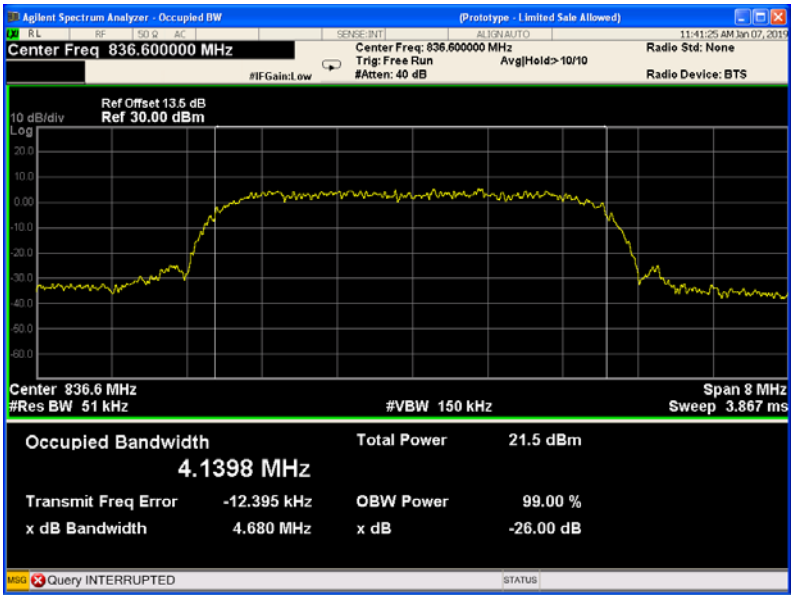
Agilent Spectrum Analyzer - Occupied BW
(Prototype - Limited Sale Allowed)
Center Freq 836.600000 MHz
Center Freq: 836.600000 MHz
Trig: Free Run
Avg|Hold:>10/10
#Atten: 40 dB
Radio Std: None
Radio Device: BTS
Ref Offset 13.5 dB
10 dB/div
Ref 30.00 dBm
Center 836.6 MHz
#Res BW 51 kHz
#VBW 150 kHz
Span 8 MHz
Sweep 3.867 ms
Occupied Bandwidth
4.1398 MHz
Total Power 21.5 dBm
Transmit Freq Error -12.395 kHz
OBW Power 99.00 %
x dB Bandwidth 4.680 MHz
x dB -26.00 dB
Query INTERRUPTED

Cellular Band (Part 24E)

PCS 1900

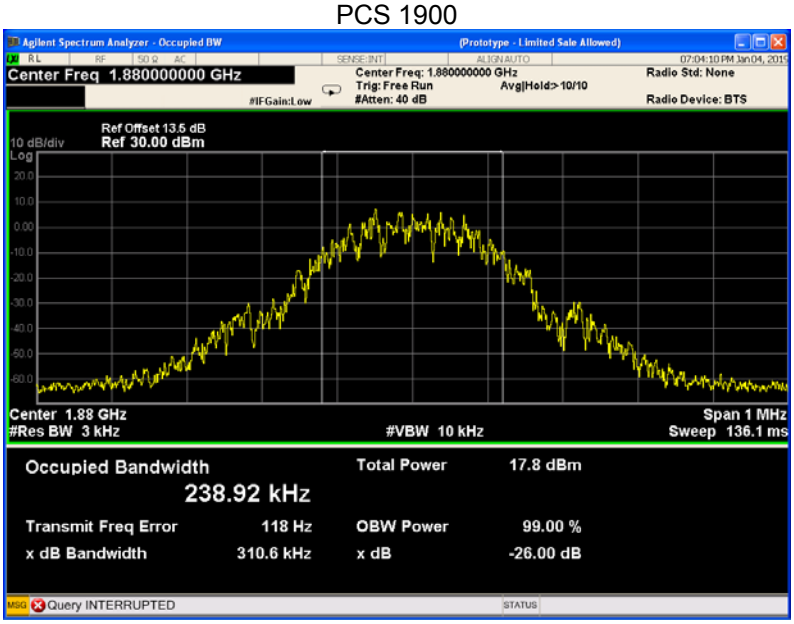

GPRS 1900

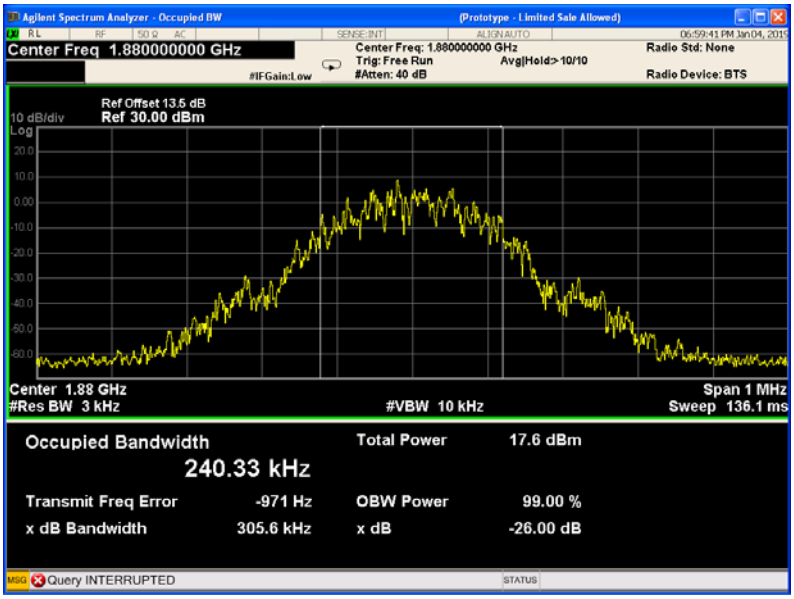

EGPRS 1900

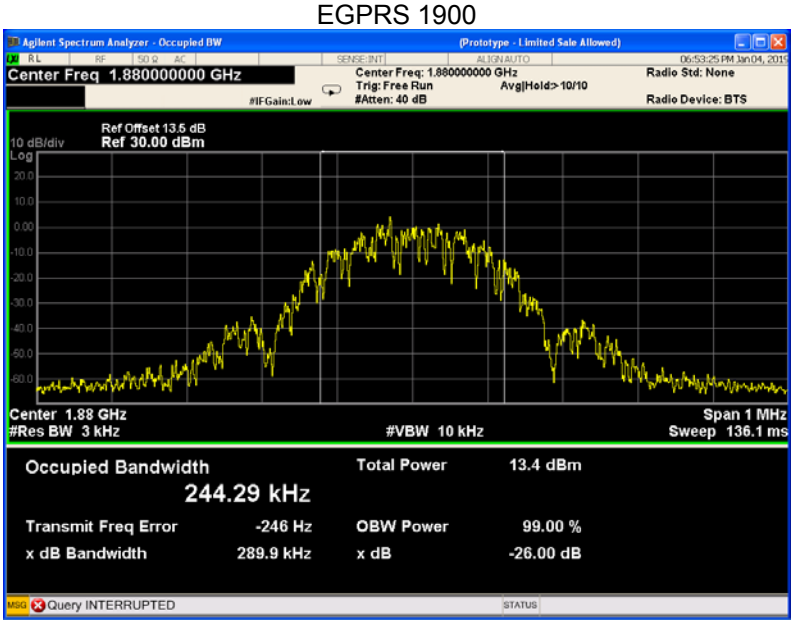

WCDMA band II

RMC12.2k

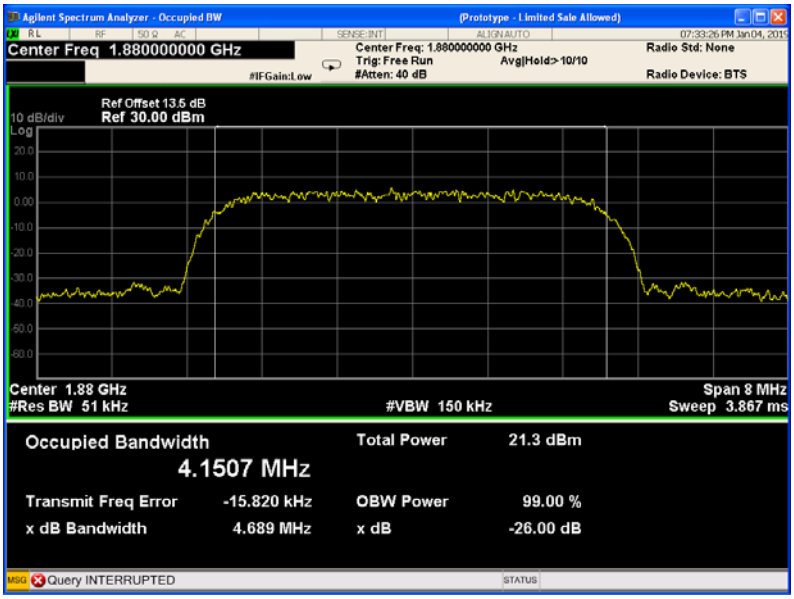

HSDPA

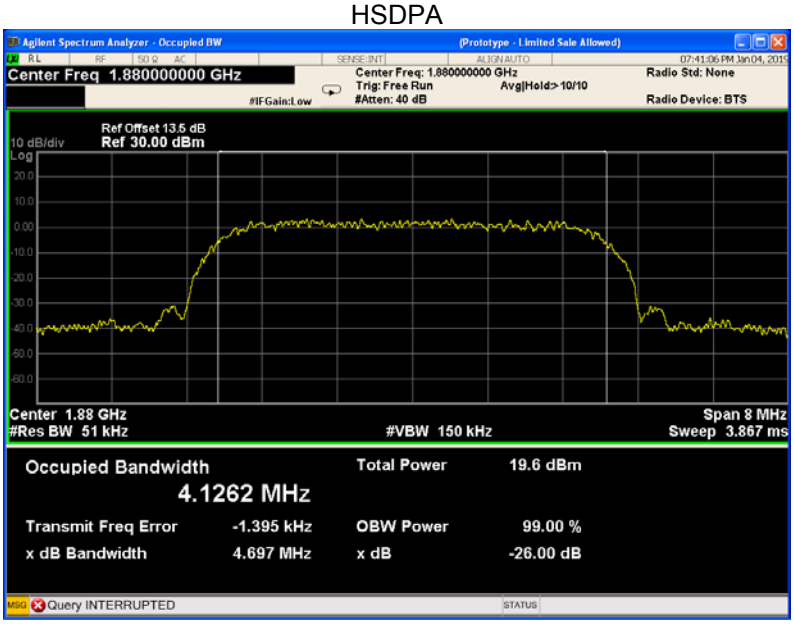
Agilent Spectrum Analyzer - Occupied BW
(Prototype - Limited Sale Allowed)
Center Freq 1.880000000 GHz
Center Freq: 1.880000000 GHz
Trig: Free Run
Avg|Hold:>10/10
#Atten: 40 dB
Radio Std: None
Radio Device: BTS
Ref Offset 13.5 dB
10 dB/div
Ref 30.00 dBm
Center 1.88 GHz
#Res BW 51 kHz
#VBW 150 kHz
Span 8 MHz
Sweep 3.867 ms
Occupied Bandwidth
4.1262 MHz
Total Power 19.6 dBm
Transmit Freq Error -1.395 kHz
OBW Power 99.00 %
x dB Bandwidth 4.697 MHz
x dB -26.00 dB
Query INTERRUPTED

HSUPA

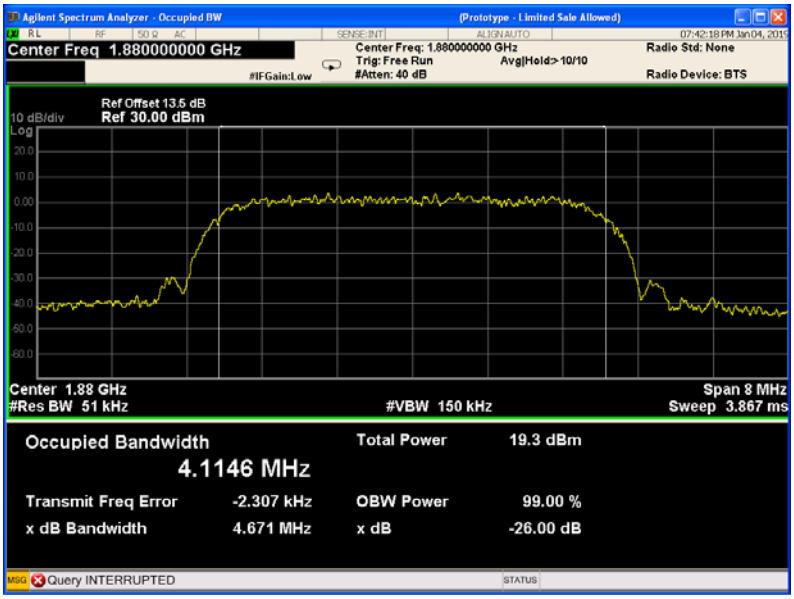
Agilent Spectrum Analyzer - Occupied BW
(Prototype - Limited Sale Allowed)
Center Freq 1.880000000 GHz
Center Freq: 1.880000000 GHz
Trig: Free Run
Avg|Hold:>10/10
#Atten: 40 dB
Radio Std: None
Radio Device: BTS
Ref Offset 13.5 dB
10 dB/div
Ref 30.00 dBm
Center 1.88 GHz
#Res BW 51 kHz
#VBW 150 kHz
Span 8 MHz
Sweep 3.867 ms
Occupied Bandwidth
4.1146 MHz
Total Power 19.3 dBm
Transmit Freq Error -2.307 kHz
OBW Power 99.00 %
x dB Bandwidth 4.671 MHz
x dB -26.00 dB
Query INTERRUPTED

(Part 27)

WCDMA band IV

RMC12.2k

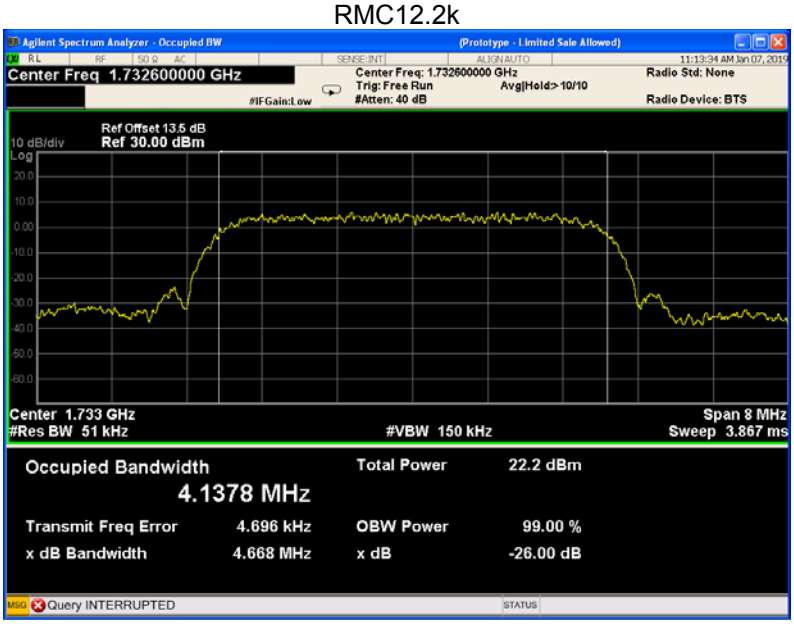

HSDPA

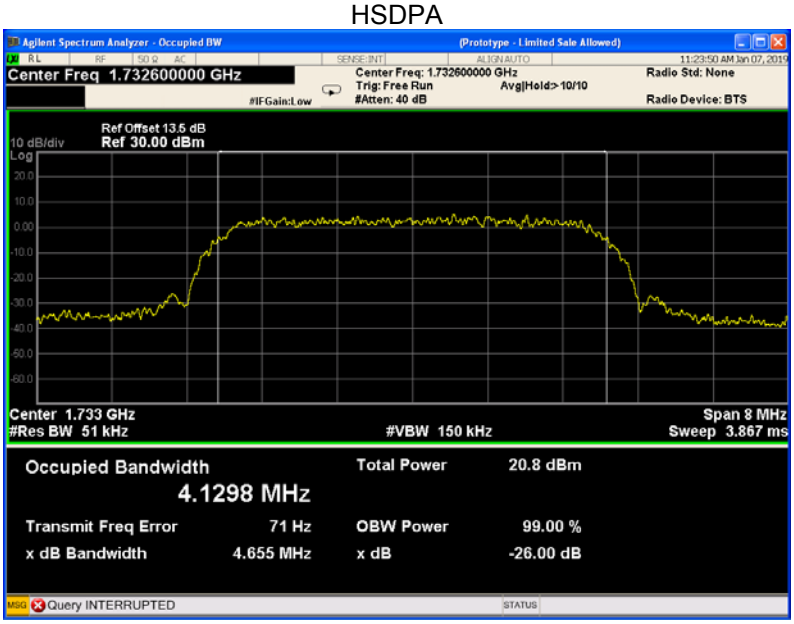

HSUPA

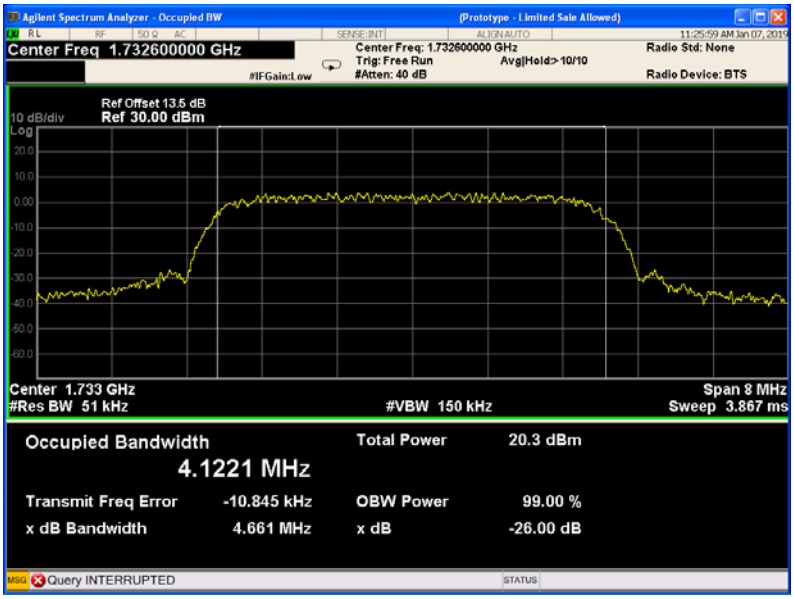
Agilent Spectrum Analyzer - Occupied BW
(Prototype - Limited Sale Allowed)
Center Freq 1.732600000 GHz
Center Freq: 1.732600000 GHz
Trig: Free Run
Avg|Hold:>10/10
#Atten: 40 dB
Radio Std: None
Radio Device: BTS
Ref Offset 13.5 dB
10 dB/div
Ref 30.00 dBm
Center 1.733 GHz
#Res BW 51 kHz
#VBW 150 kHz
Span 8 MHz
Sweep 3.867 ms
Occupied Bandwidth
4.1221 MHz
Total Power 20.3 dBm
Transmit Freq Error -10.845 kHz
OBW Power 99.00 %
x dB Bandwidth 4.661 MHz
x dB -26.00 dB
Query INTERRUPTED

11 SPURIOUS EMISSIONS AT ANTENNA TERMINALS

Test Requirement:	FCC Part 2.1051, 22.917(a), 24.238(a), 27.53(h)
Test Method:	TIA/EIA-603-E:2016
	ANSI C63.26:2015
Test Mode:	TX transmitting

11.1 EUT Operation

Operating Environment **:**

Temperature:	23.5 °C
Humidity:	52.1 % RH
Atmospheric Pressure:	101.3kPa

11.2 Test Procedure

The RF output of the transceiver was connected to a spectrum analyzer and simulator through appropriate attenuation. The resolution bandwidth of the spectrum analyzer was set at 1MHz. Sufficient scans were taken to show any out of band emissions up to 10th harmonics.

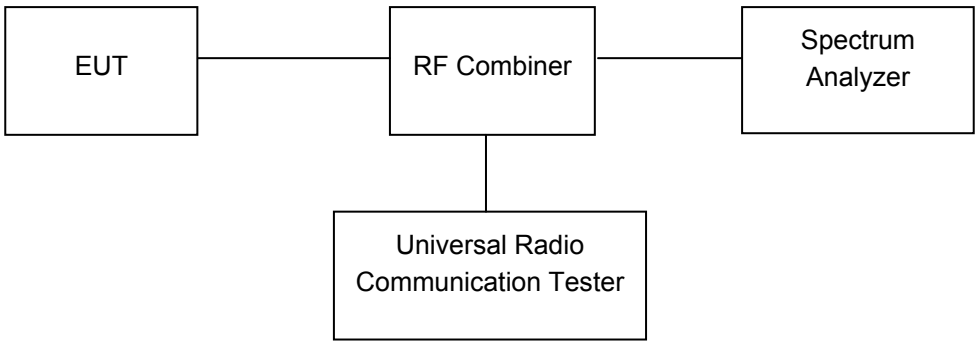

11.3 Test Result

Remark: All test data were reported and only the worst case (middle channel mode) test graphs were showed in test report.

Cellular Band (Part 22H)

GSM 850 - channel 190

30MHz-1GHz

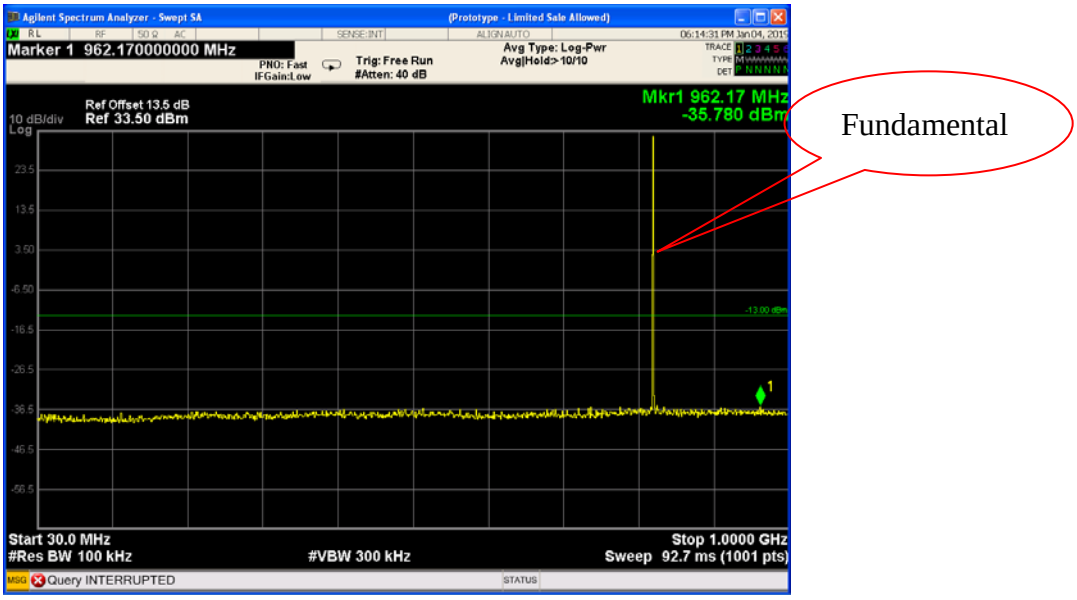

Above 1GHz

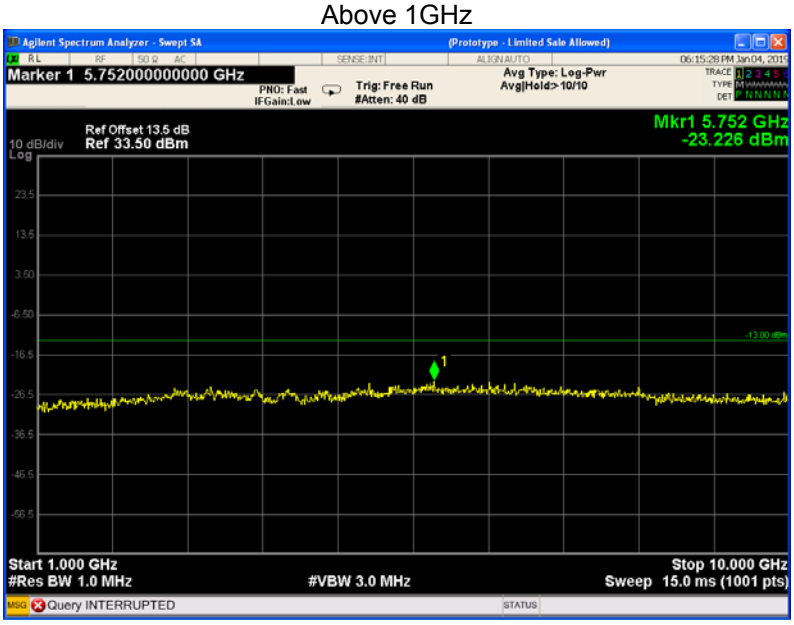

Cellular Band (Part 22H)

GPRS 850 - channel 190

30MHz-1GHz

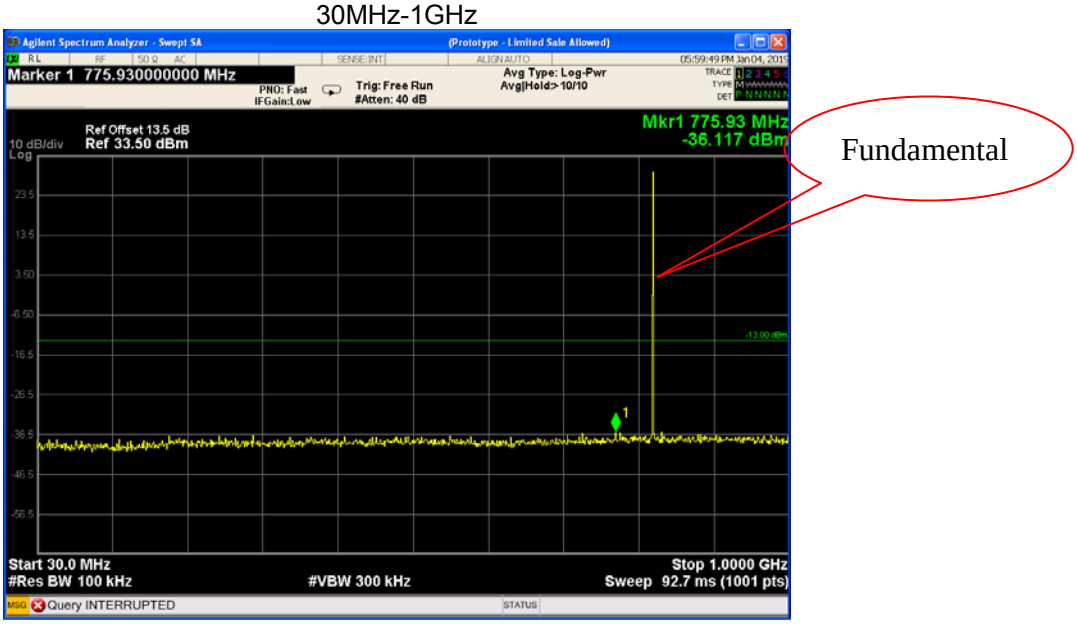

Above 1GHz

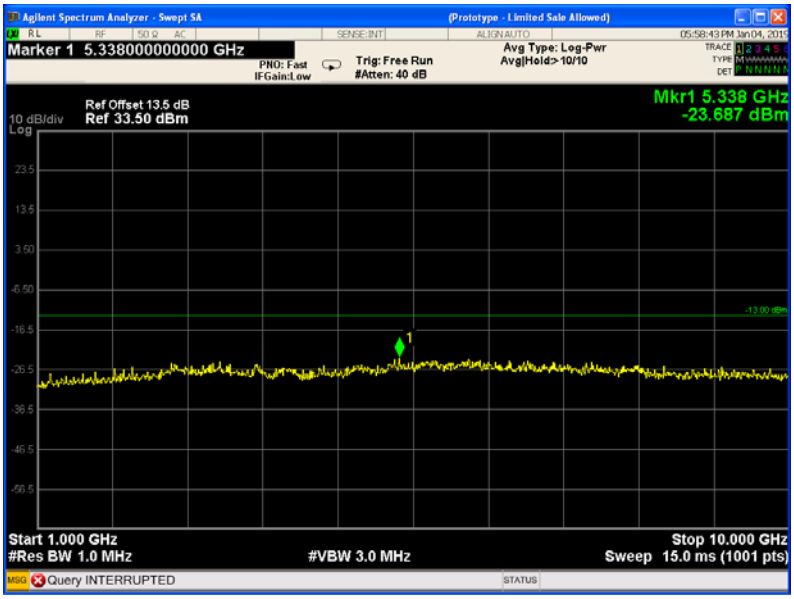

Cellular Band (Part 22H)

EGPRS 850 - channel 190

30MHz-1GHz

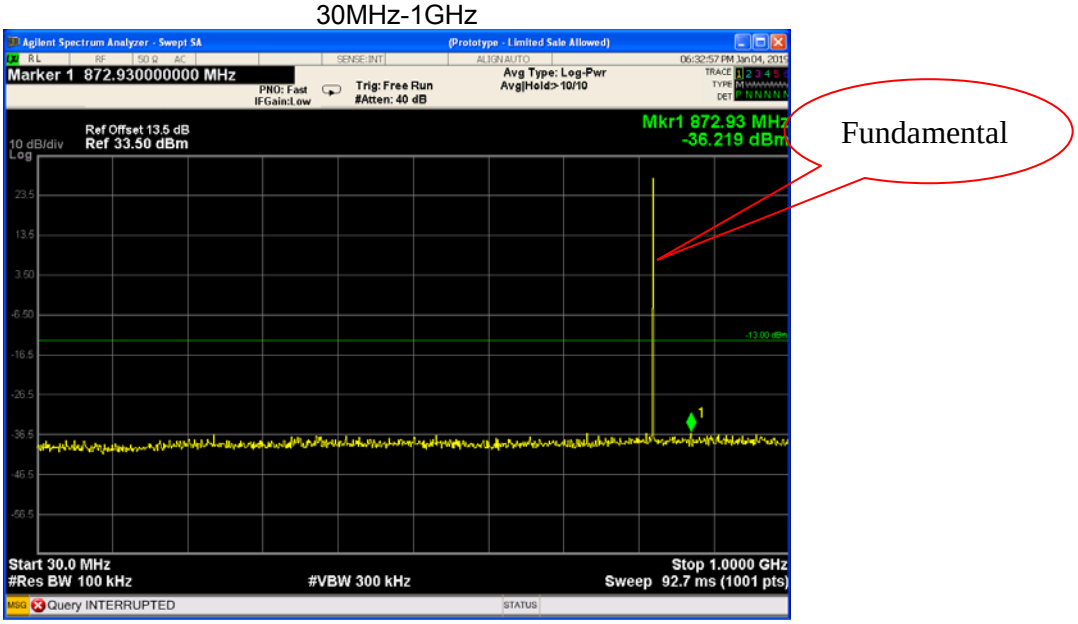

Above 1GHz

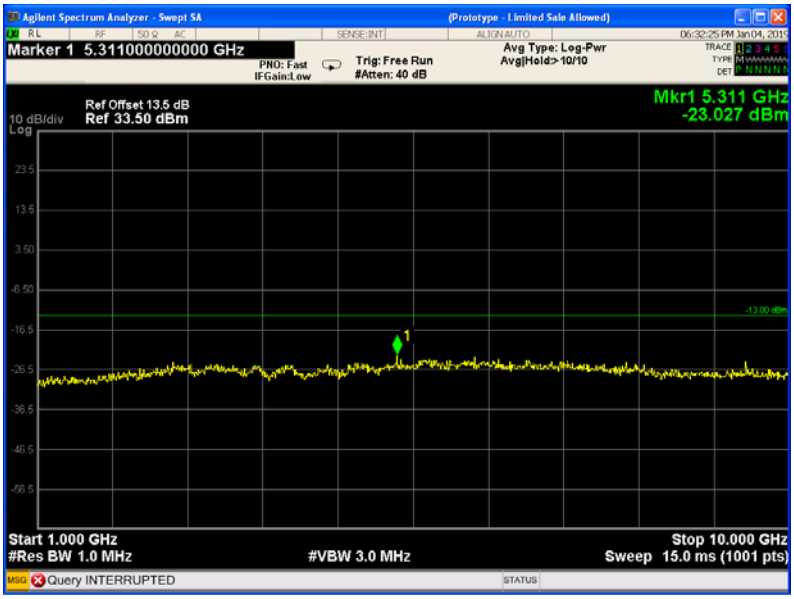

WCDMA band V - channel 4183

30MHz-1GHz

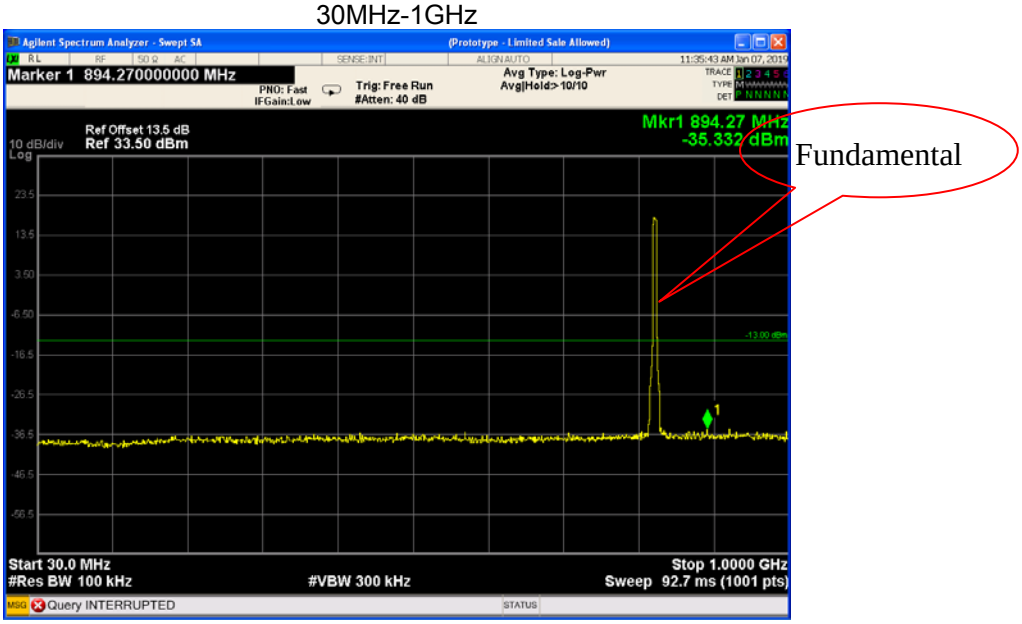

Above 1GHz

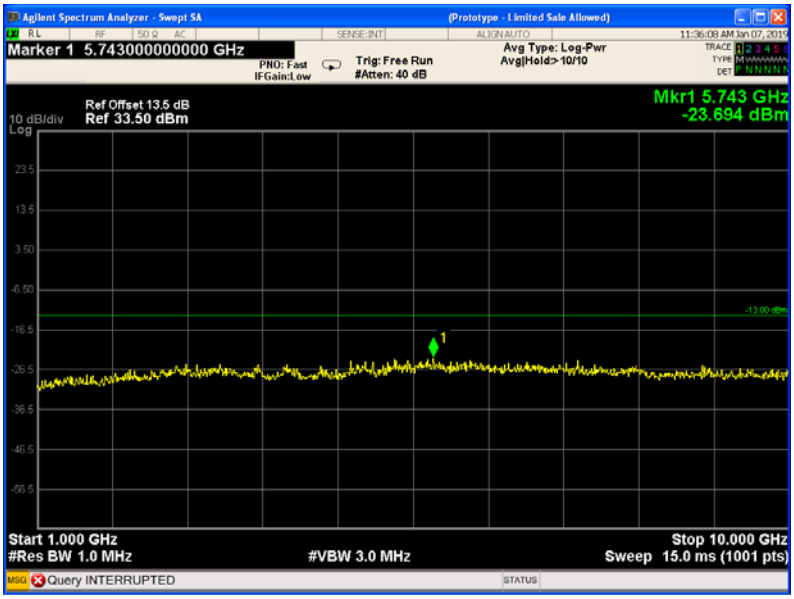

WCDMA band V - channel 4183 (HSDPA)

30MHz-1GHz

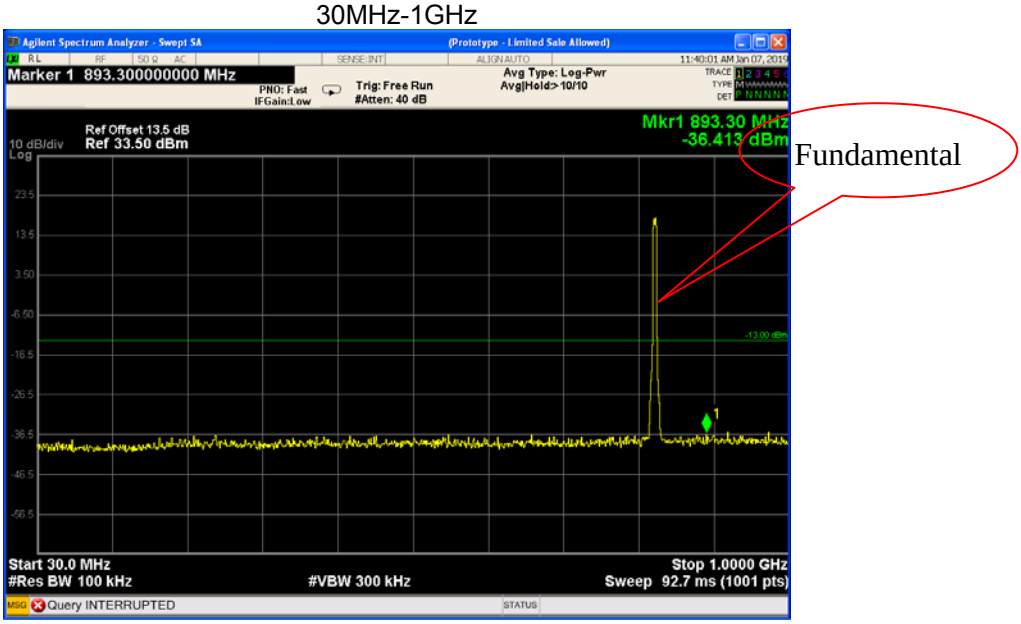

Above 1GHz

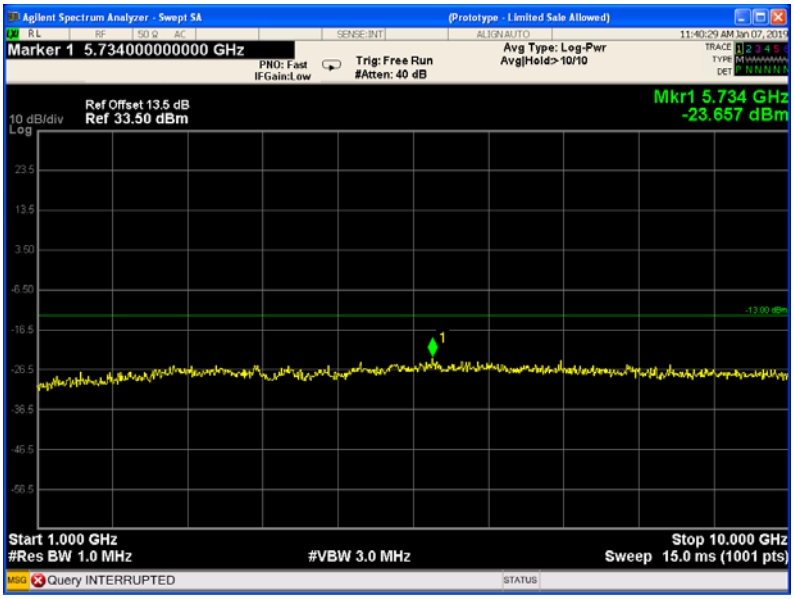

WCDMA band V - channel 4183 (HSUPA)

30MHz-1GHz

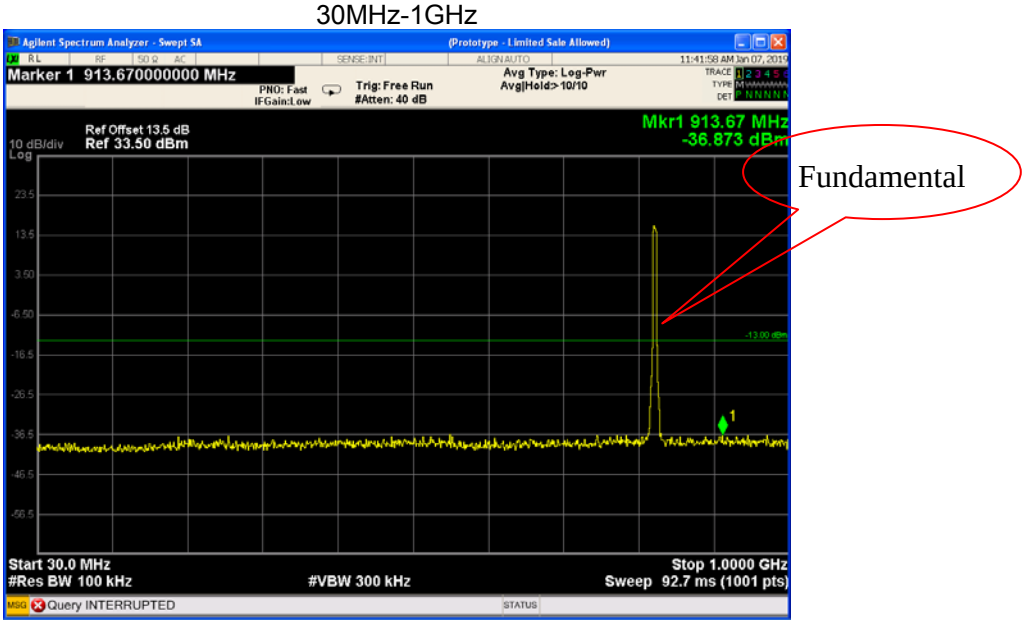

Above 1GHz

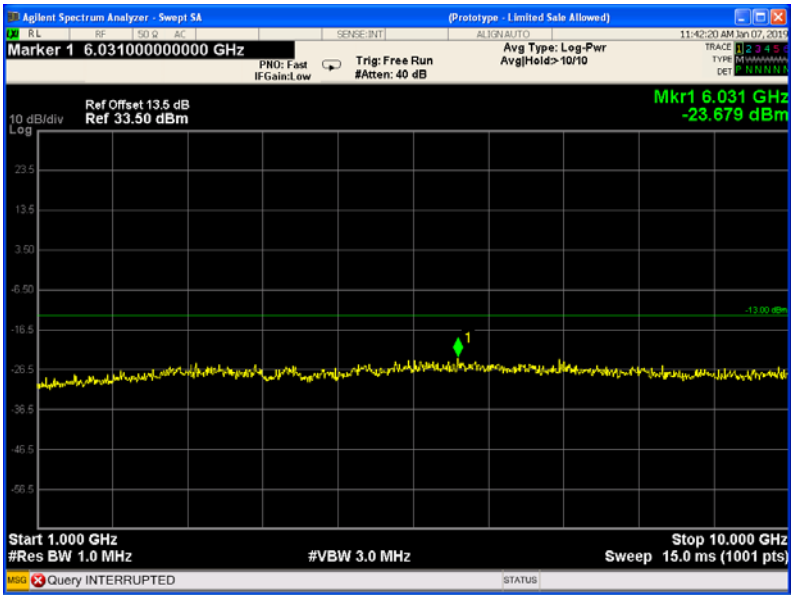

Cellular Band (Part 24E)

PCS 1900 - channel 661

30MHz-1GHz

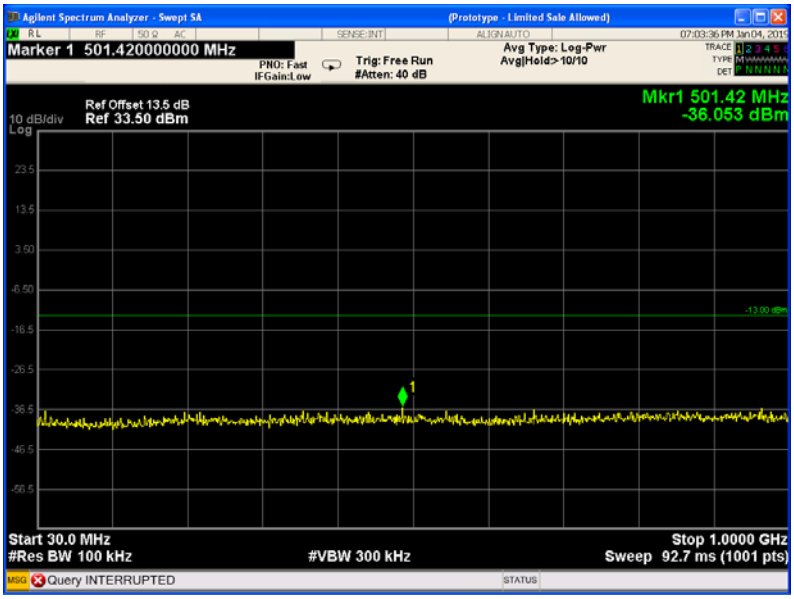

Above 1GHz

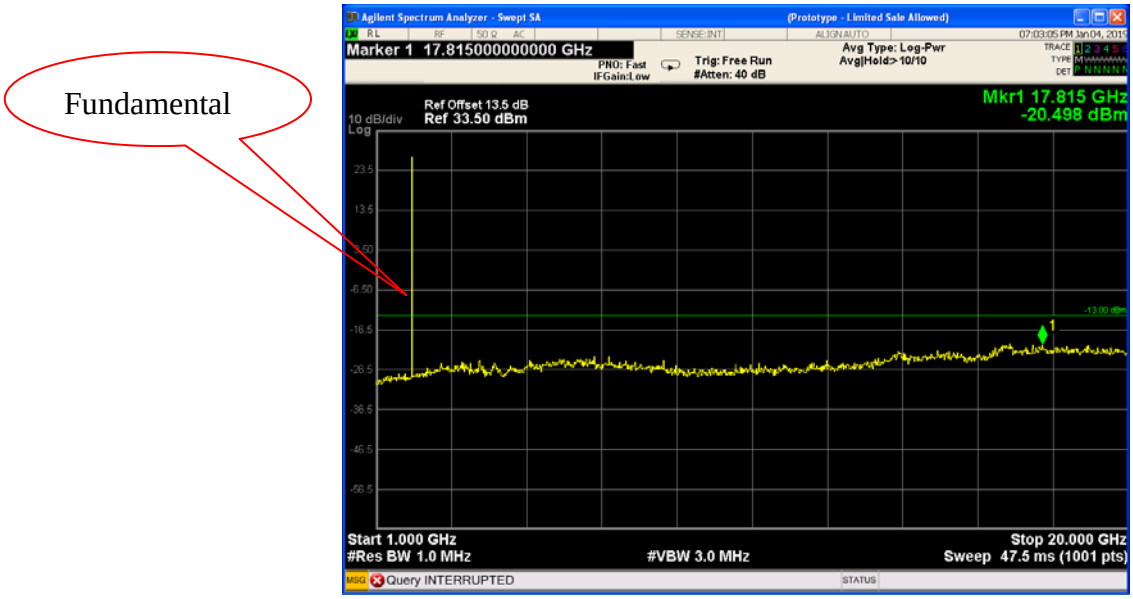

Cellular Band (Part 24E)

GPRS 1900 - channel 661

30MHz-1GHz

Above 1GHz

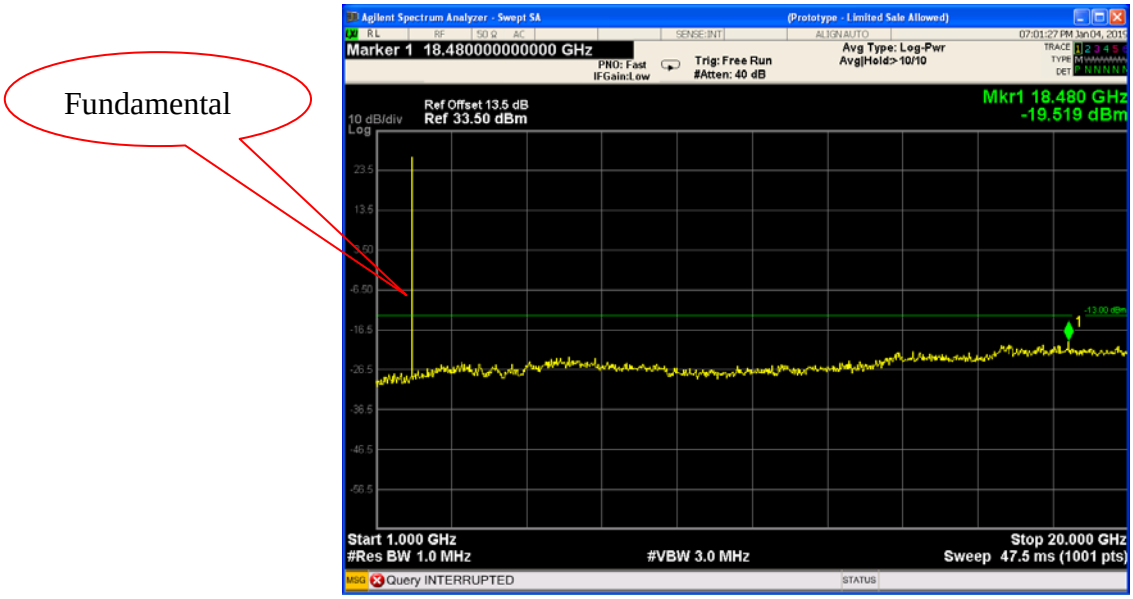

Cellular Band (Part 24E)

EGPRS 1900 - channel 661

30MHz-1GHz

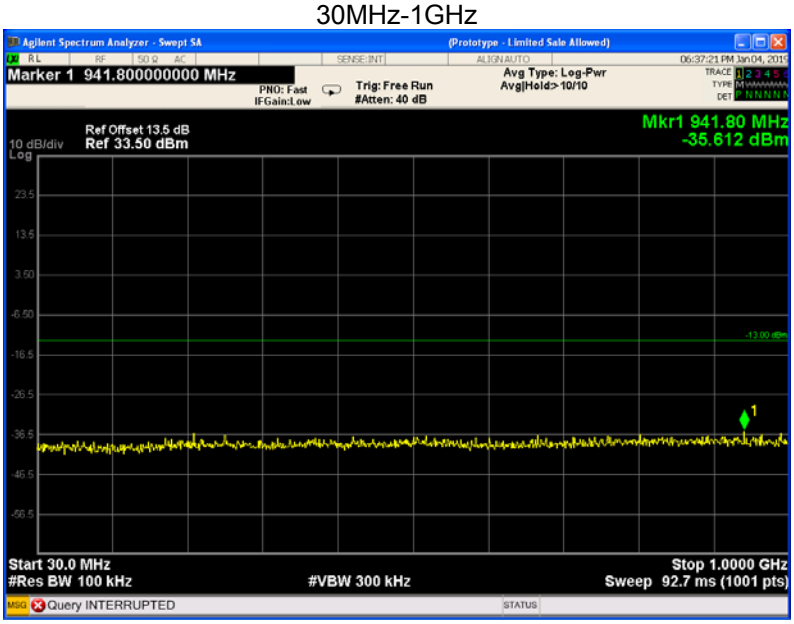

Above 1GHz

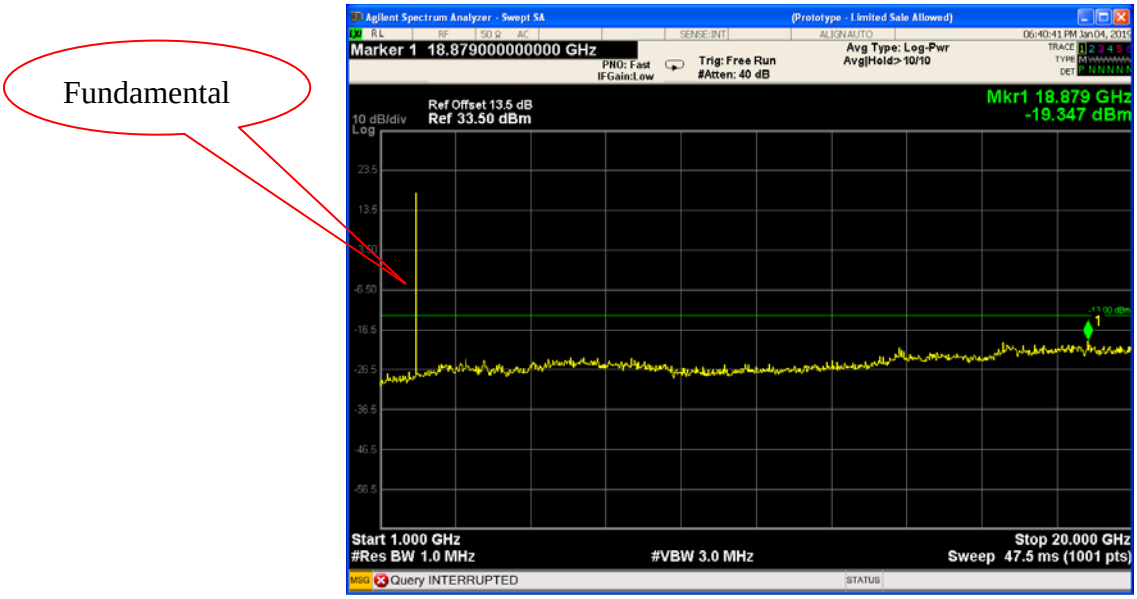

WCDMA band II - channel 9400

30MHz-1GHz

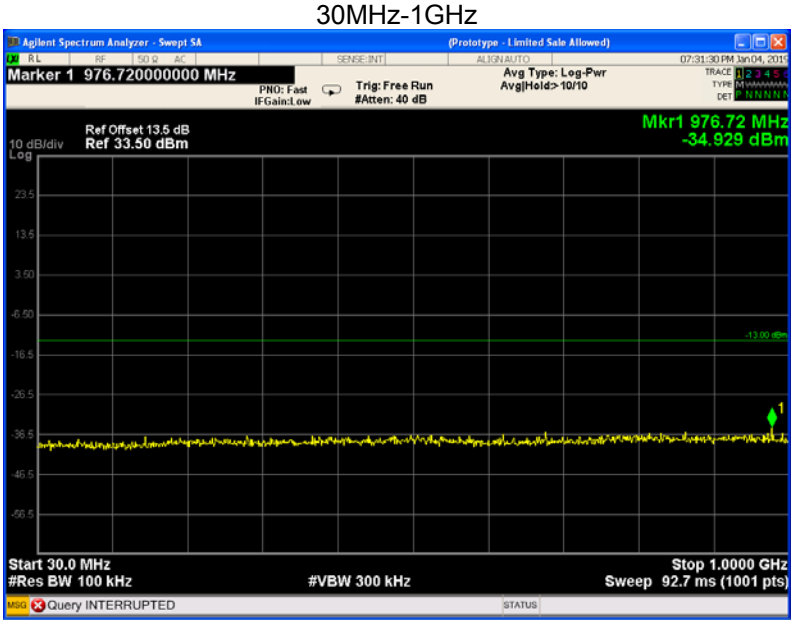

Above 1GHz

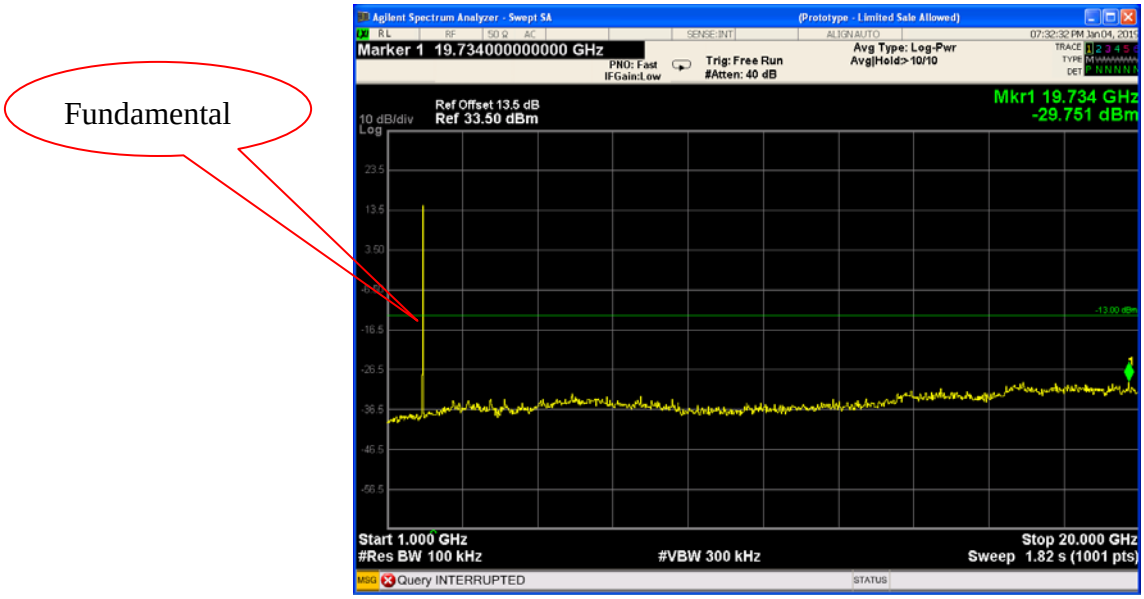

WCDMA band II - channel 9400 (HSDPA)

30MHz-1GHz

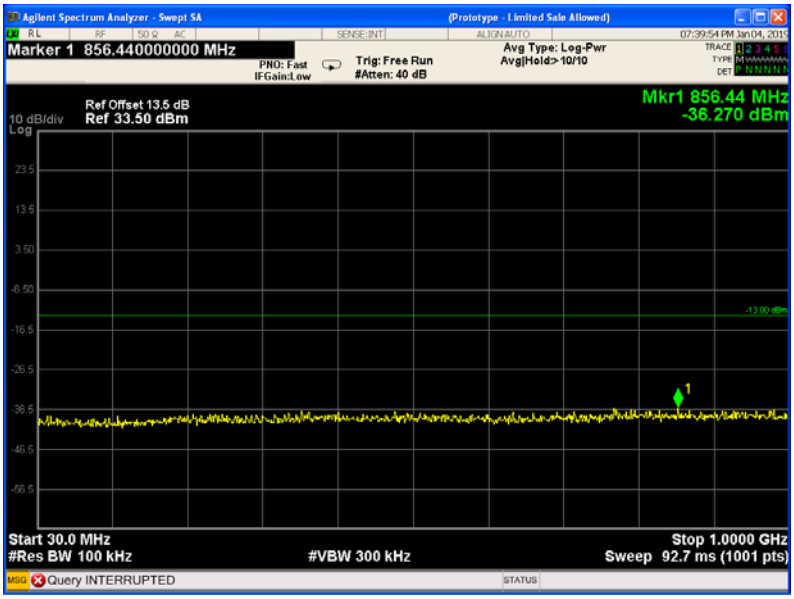

Above 1GHz

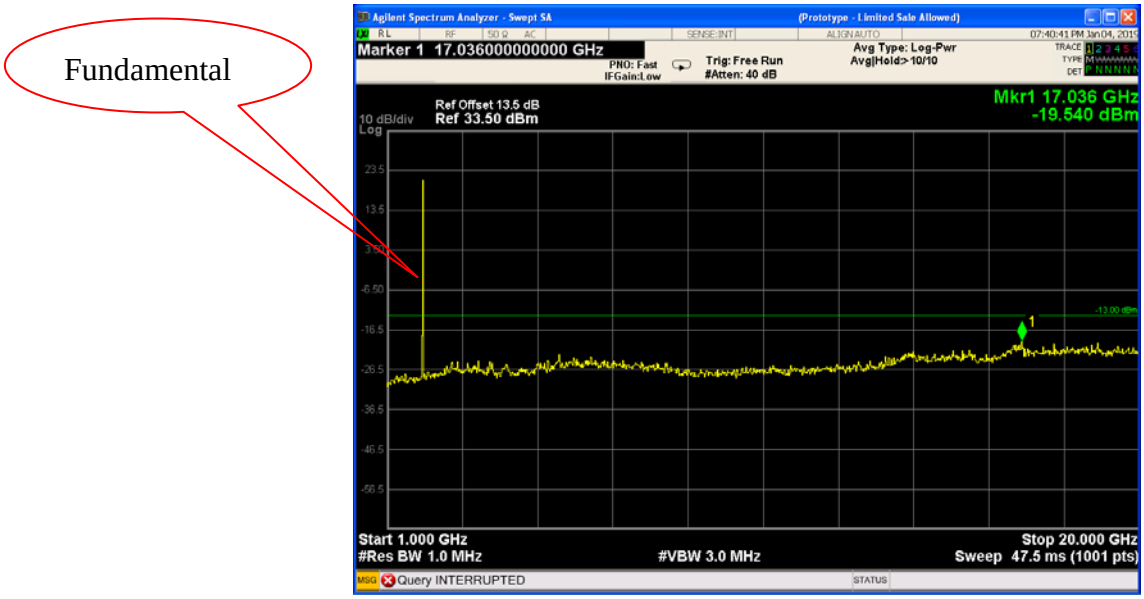

WCDMA band II - channel 9400 (HSUPA)

30MHz-1GHz

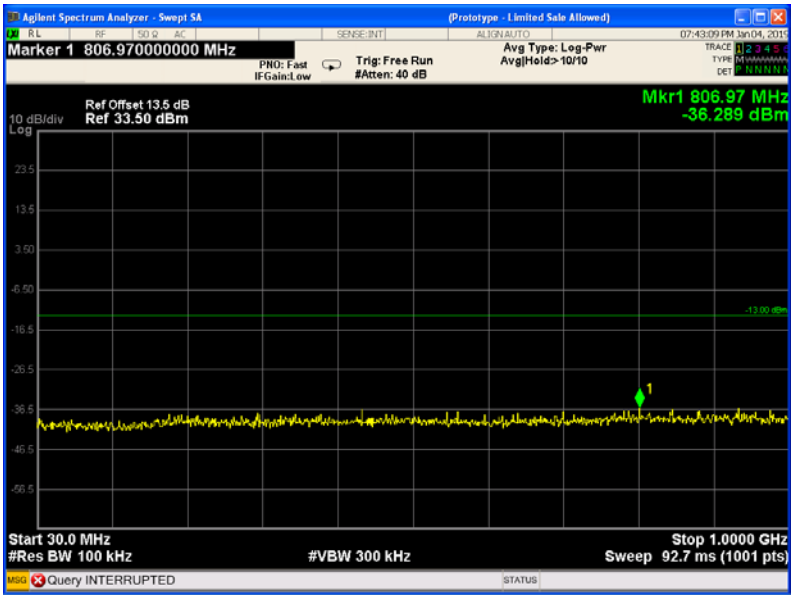

Above 1GHz

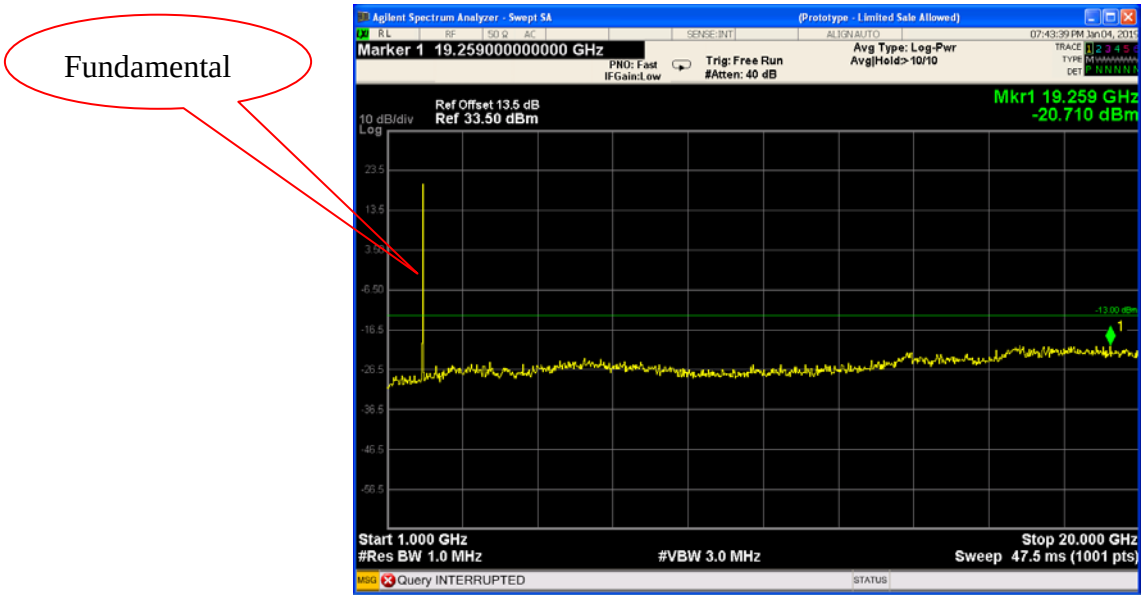

(Part 27)

WCDMA band IV - channel 1413

30MHz-1GHz

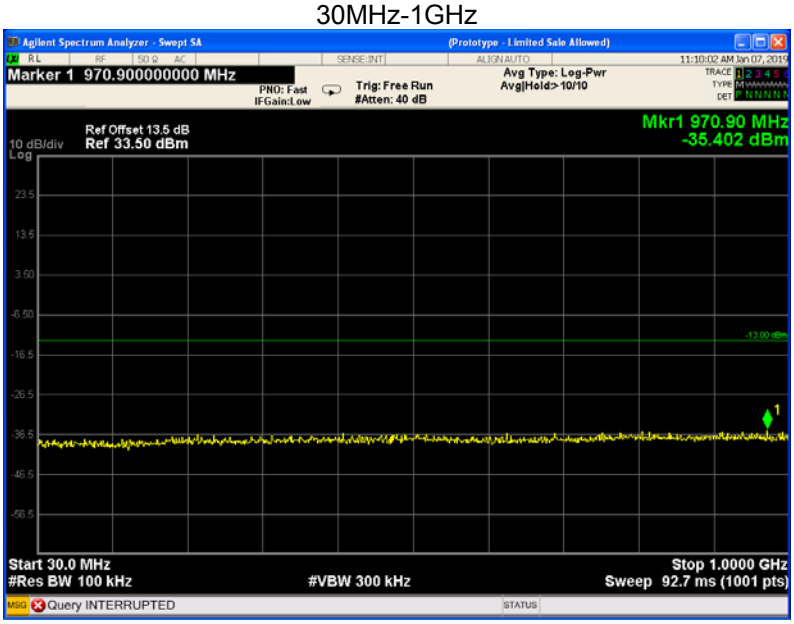

Above 1GHz

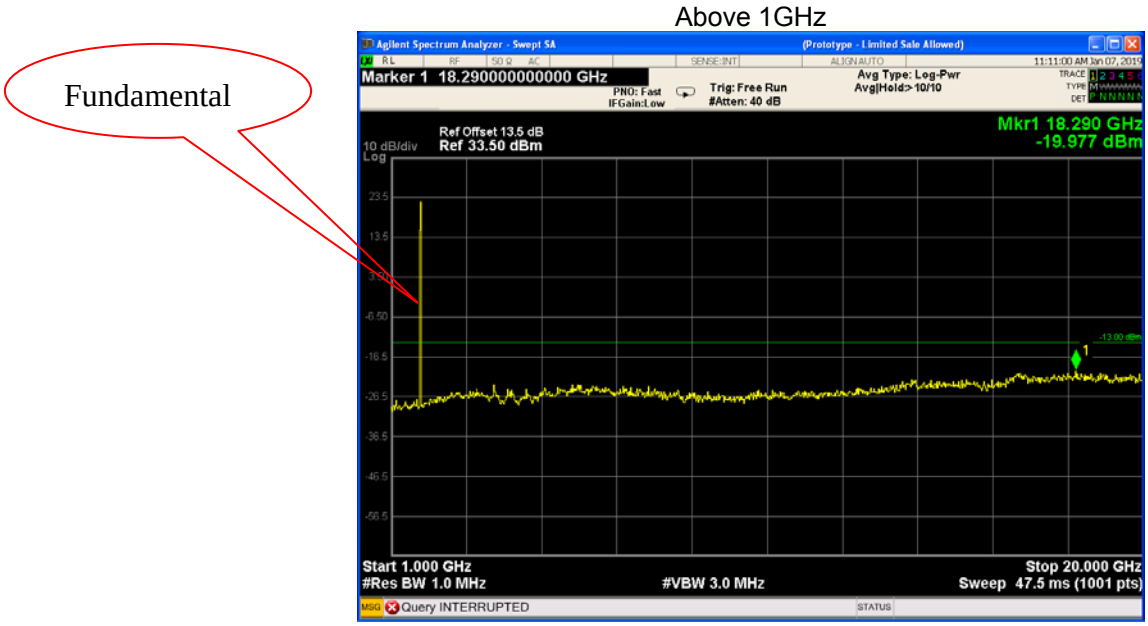

WCDMA band IV - channel 1413 (HSDPA)

30MHz-1GHz

Above 1GHz

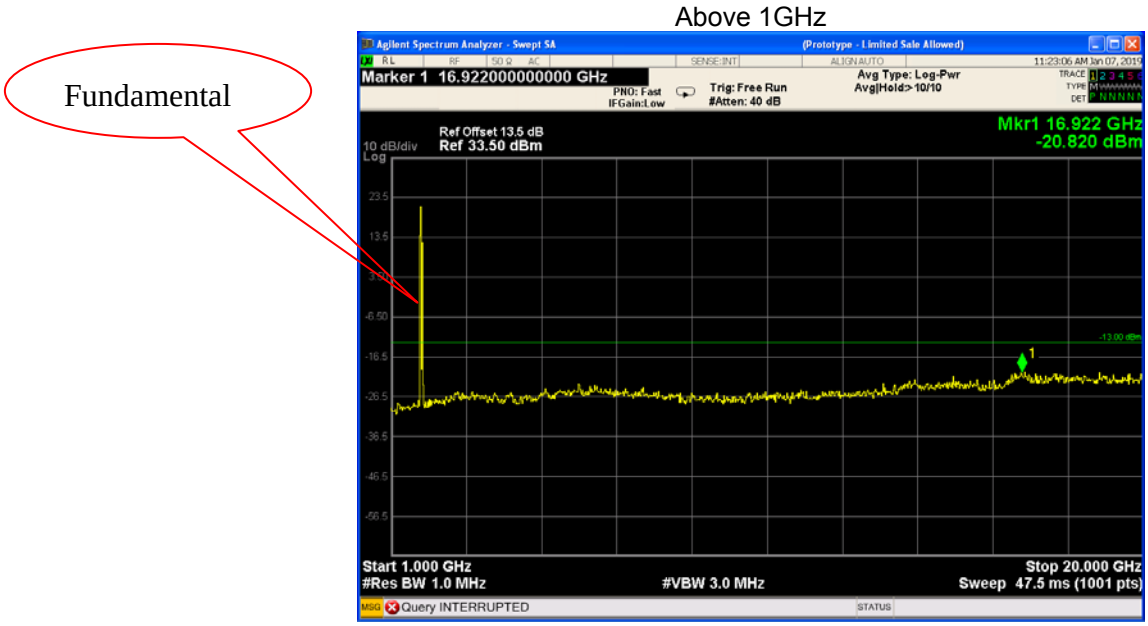

WCDMA band IV - channel 1413 (HSUPA)

30MHz-1GHz

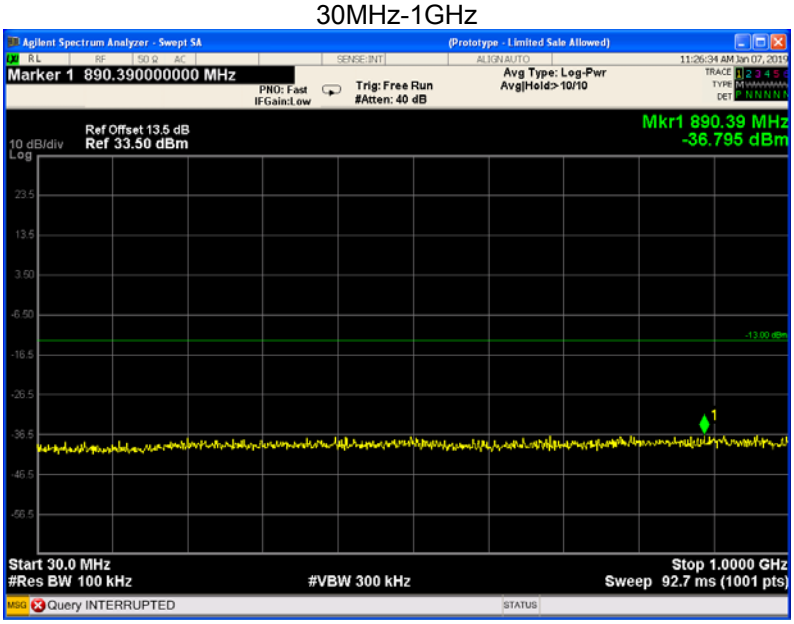
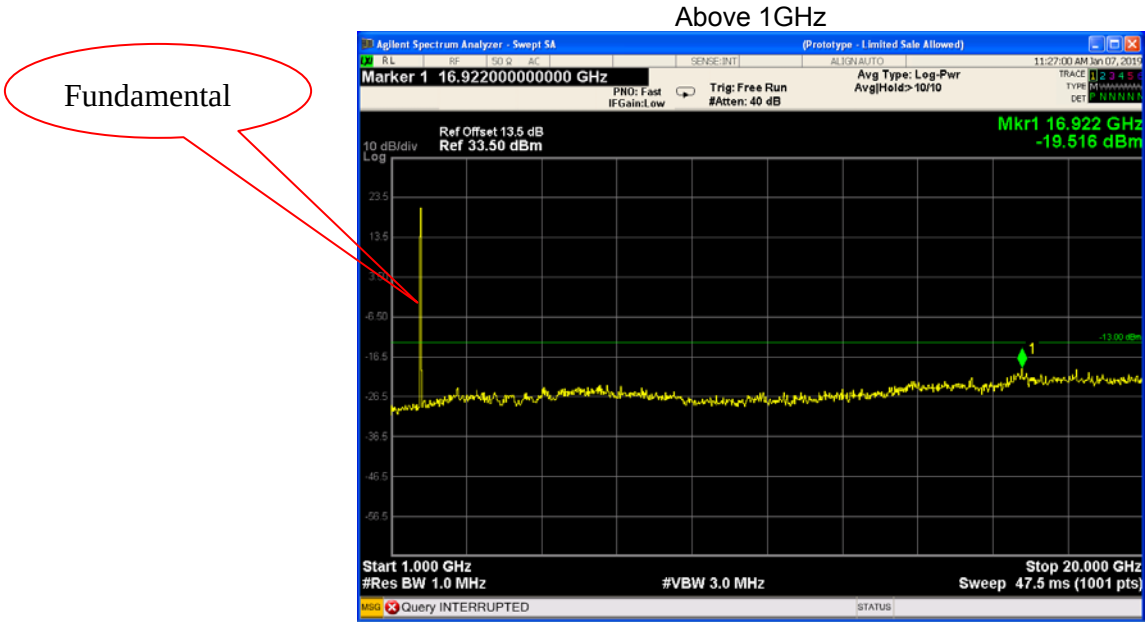
Above 1GHz