(Channel Bandwidth: 5 MHz)_MCH_QPSK_1RB#0

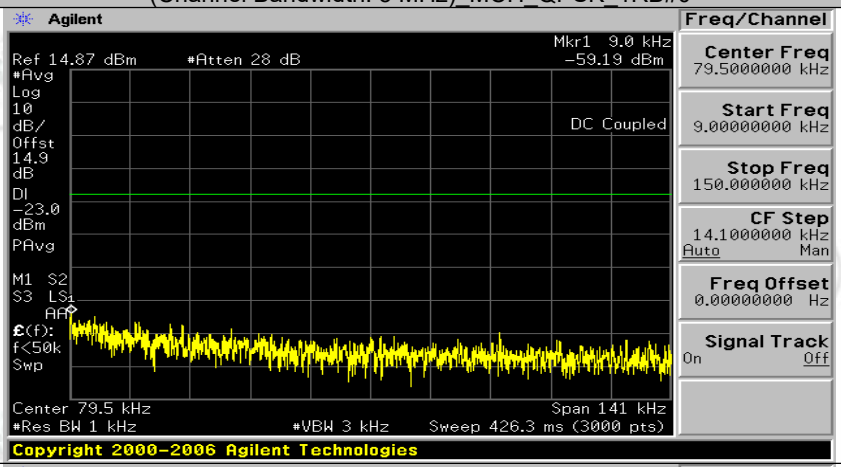

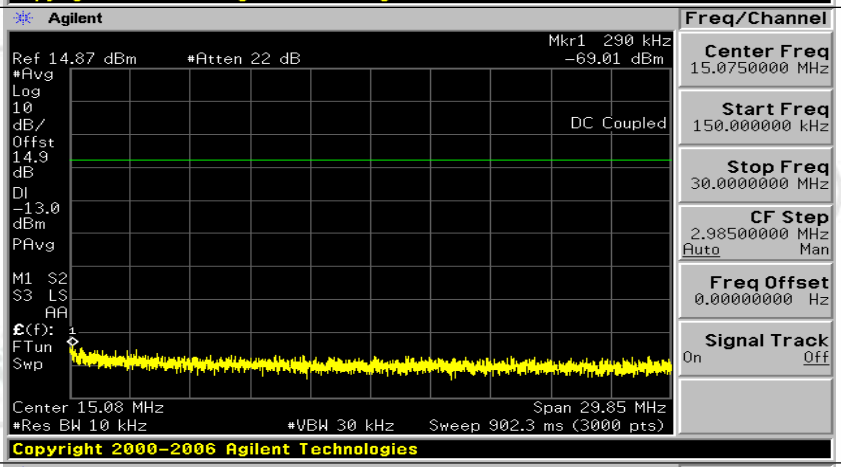

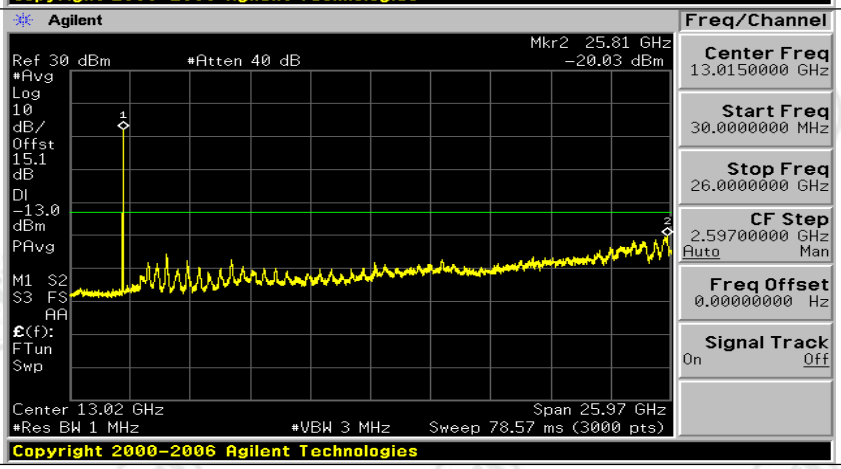

(Channel Bandwidth: 5 MHz)_MCH_QPSK_1RB#12

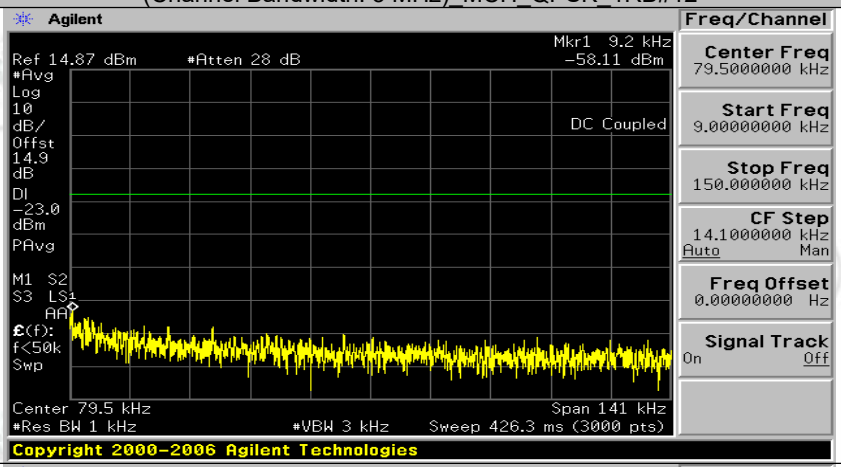

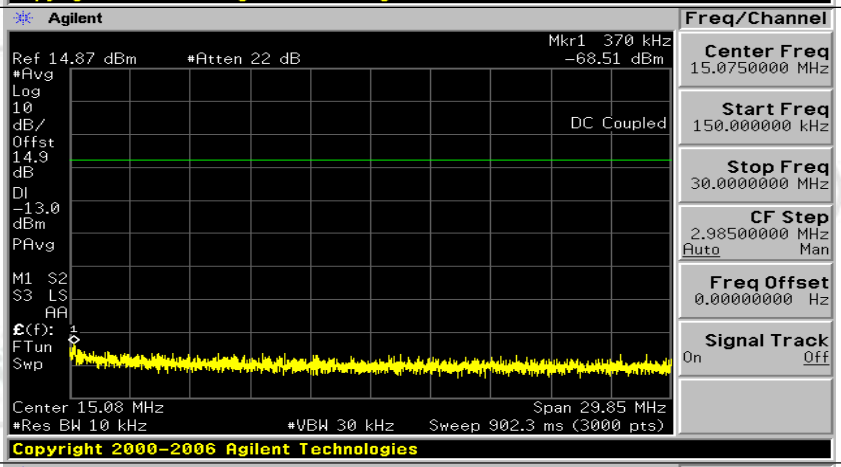

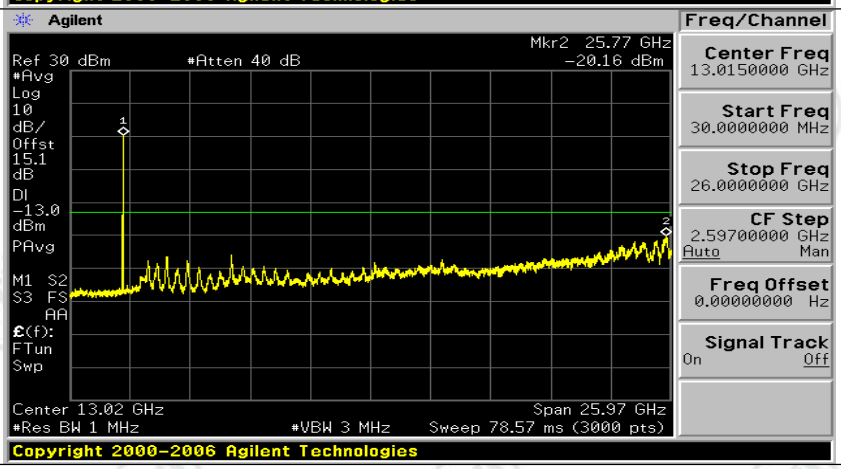

(Channel Bandwidth: 5 MHz)_MCH_QPSK_1RB#24

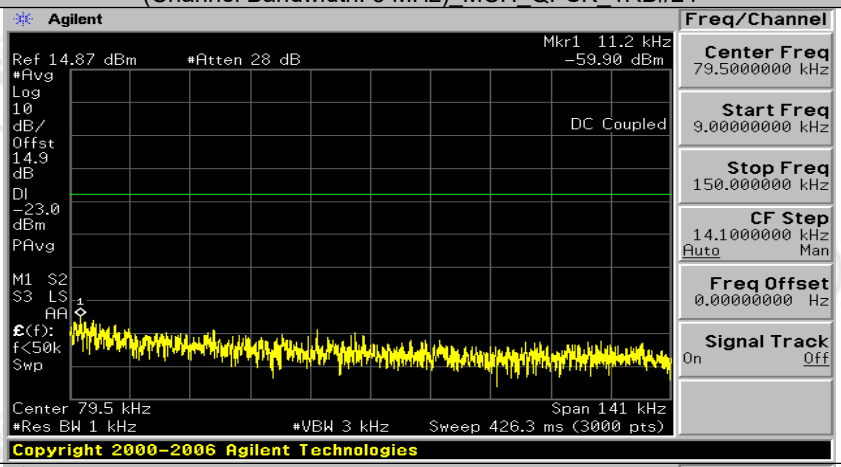

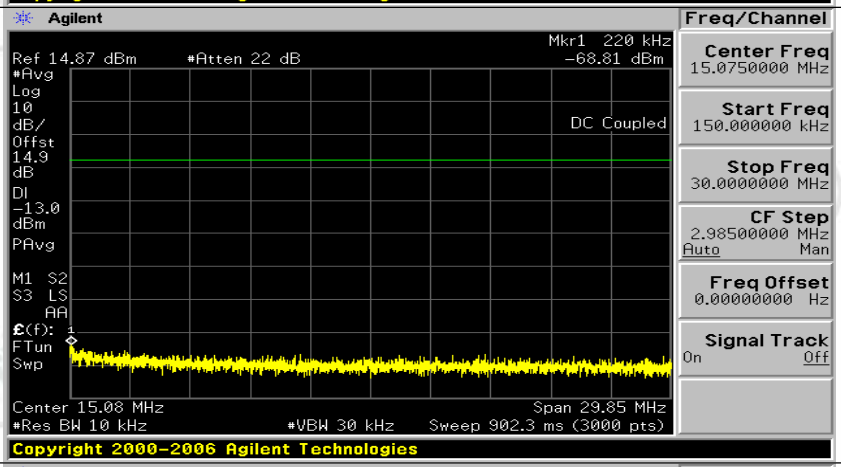

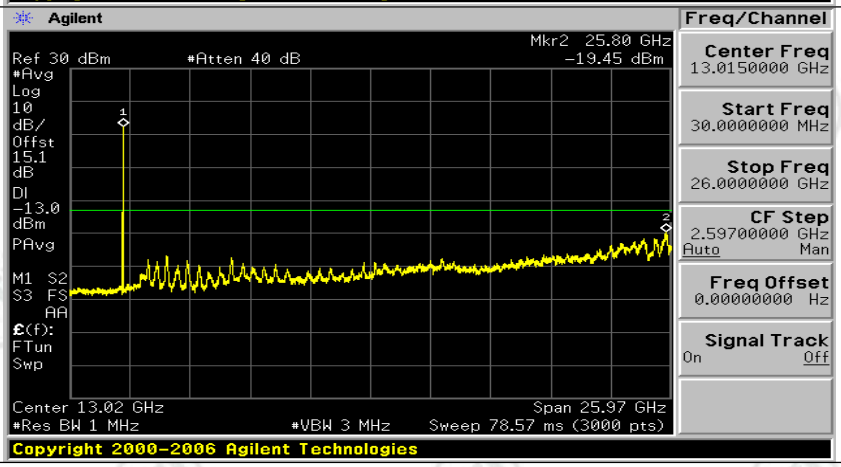

(Channel Bandwidth: 5 MHz)_MCH_QPSK_12RB#0

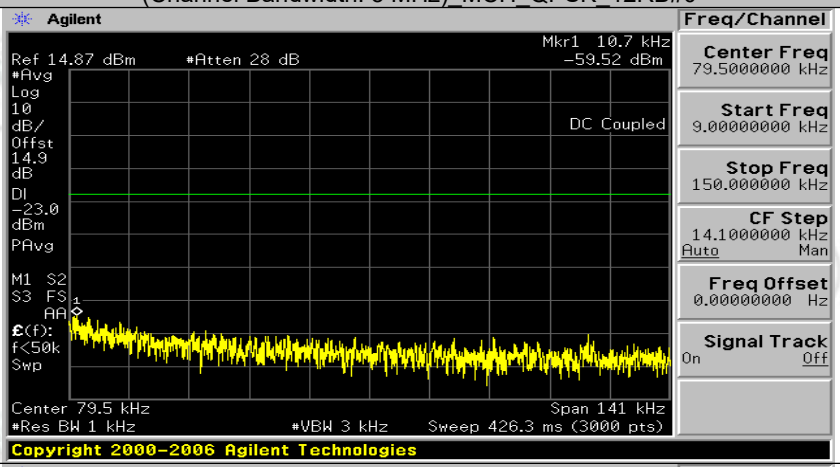

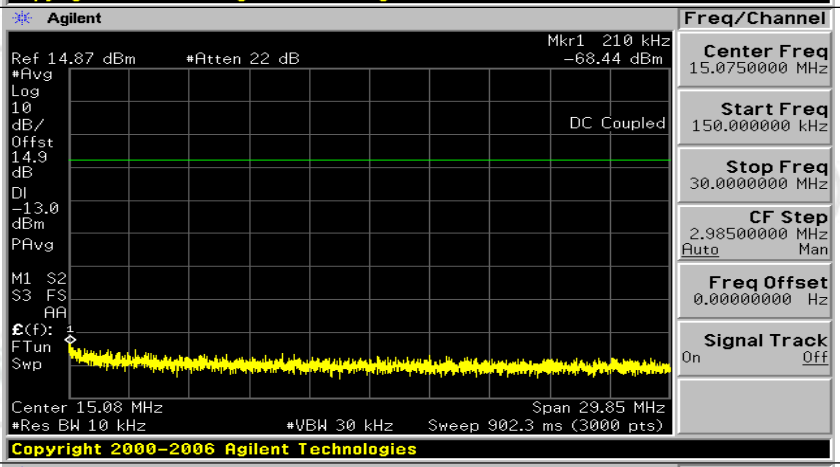

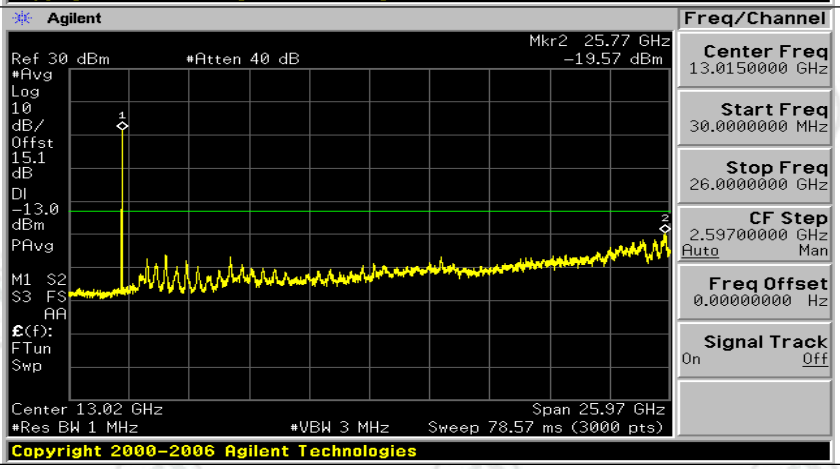

(Channel Bandwidth: 5 MHz)_MCH_QPSK_12RB#6

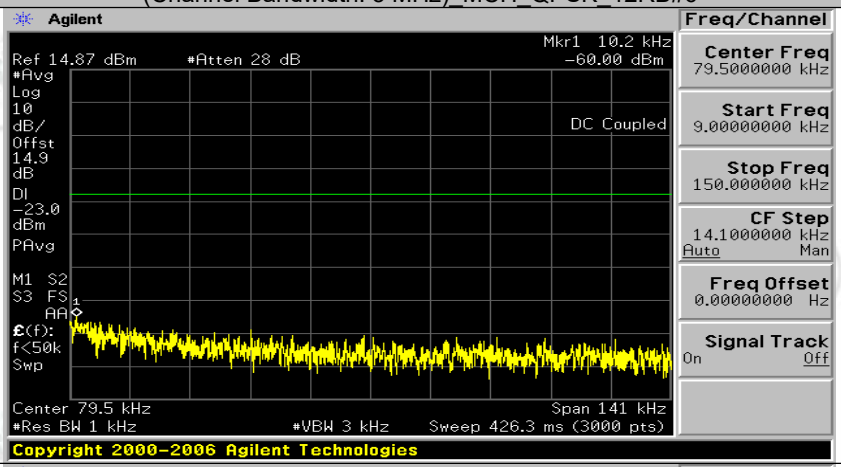

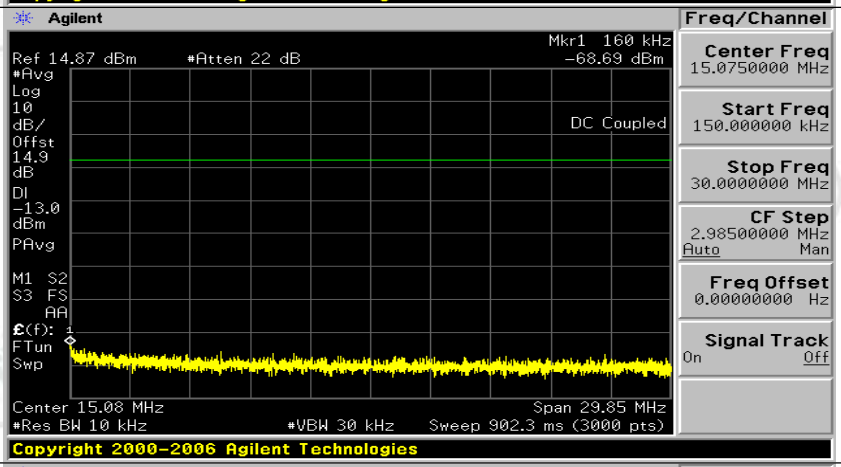

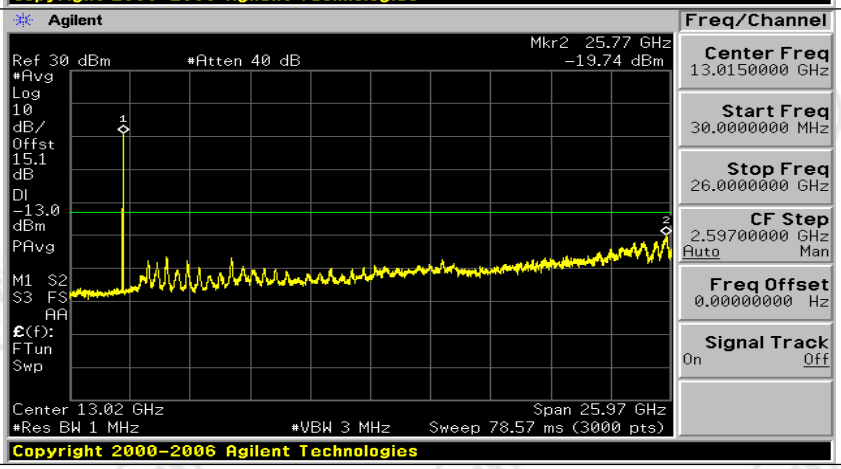

(Channel Bandwidth: 5 MHz)_MCH_QPSK_12RB#13

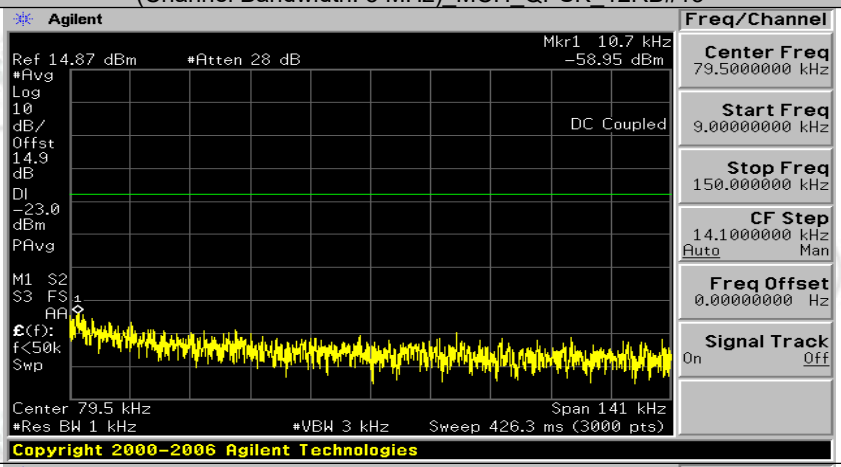

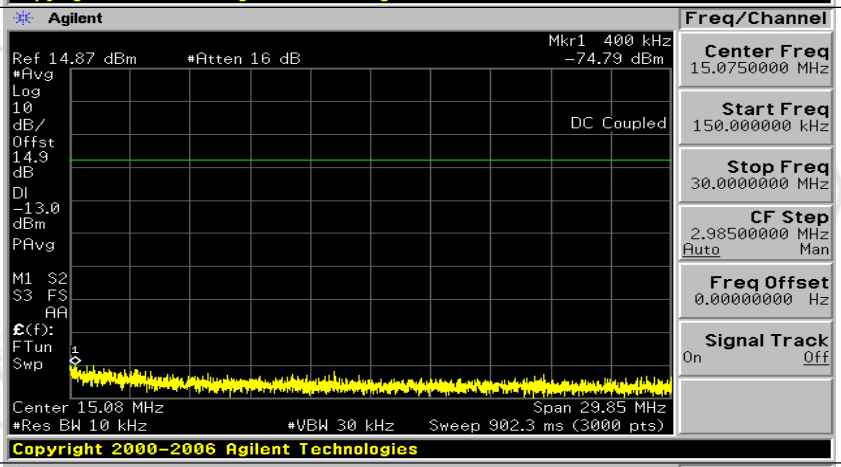

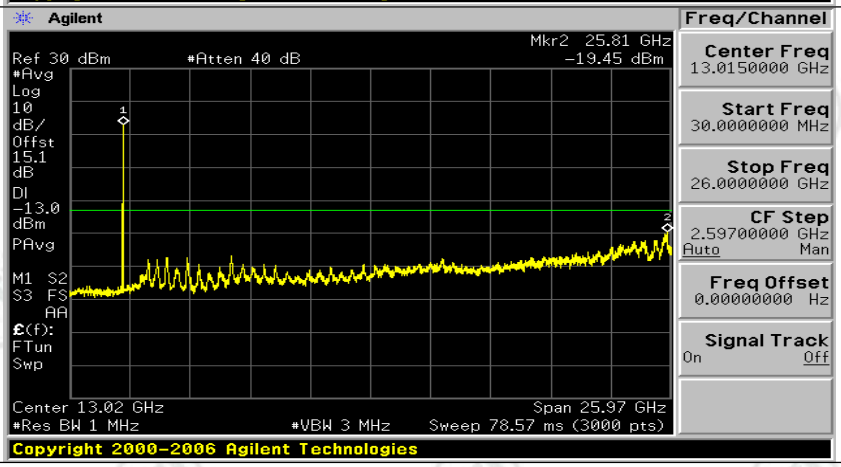

(Channel Bandwidth: 5 MHz)_MCH_QPSK_25RB#0

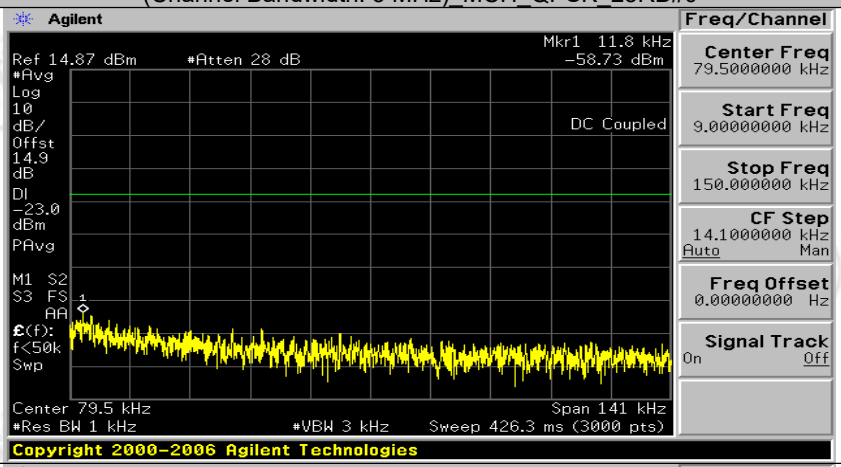

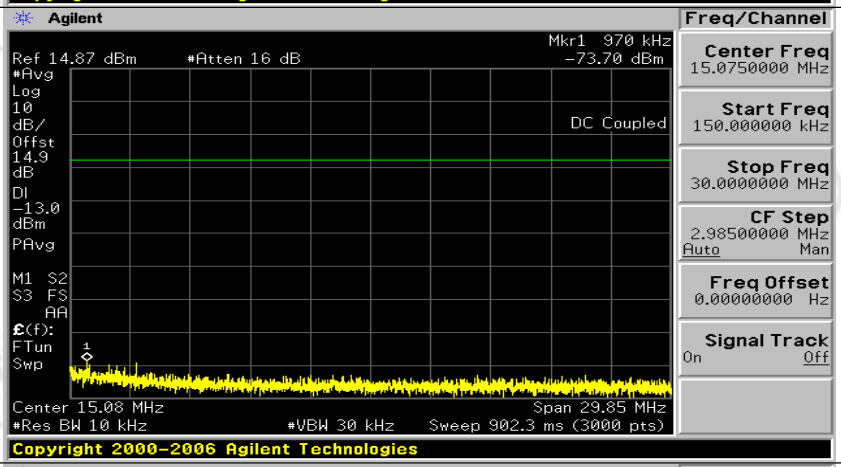

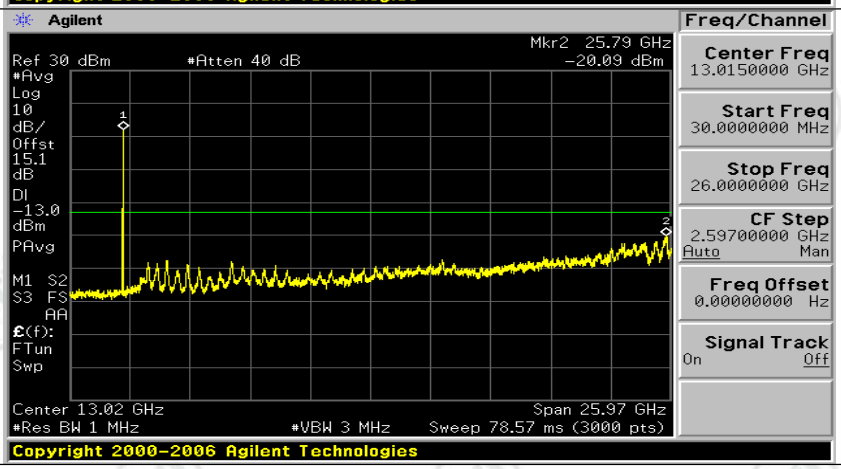

(Channel Bandwidth: 5 MHz)_HCH_QPSK_1RB#0

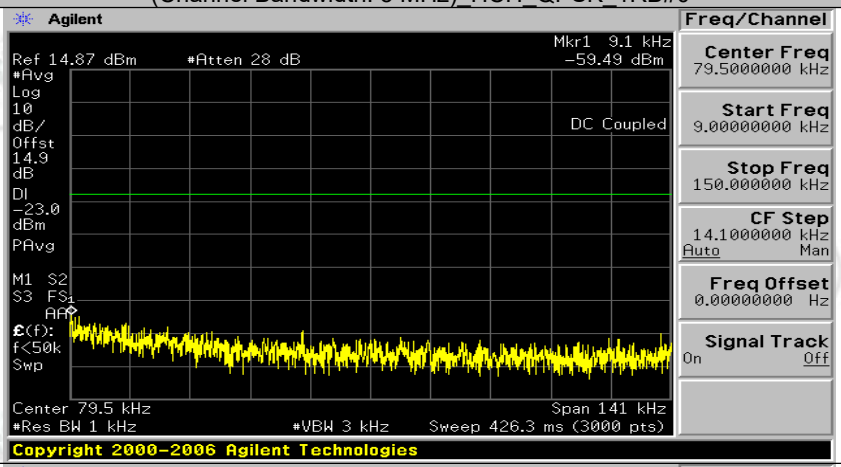

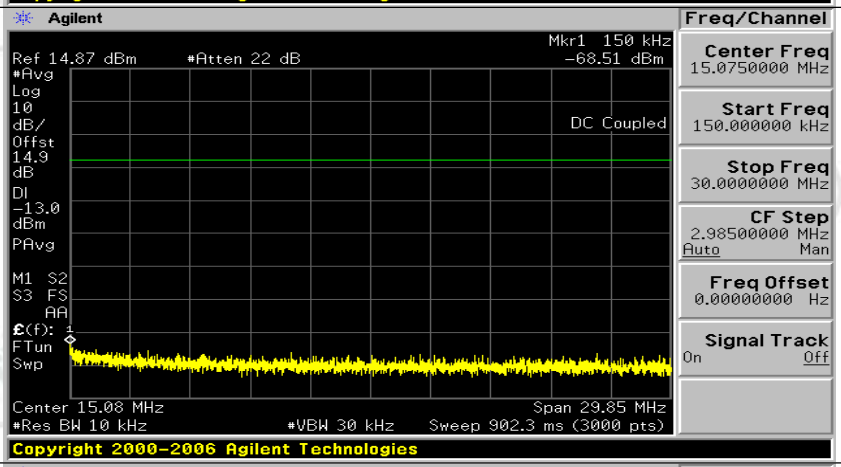

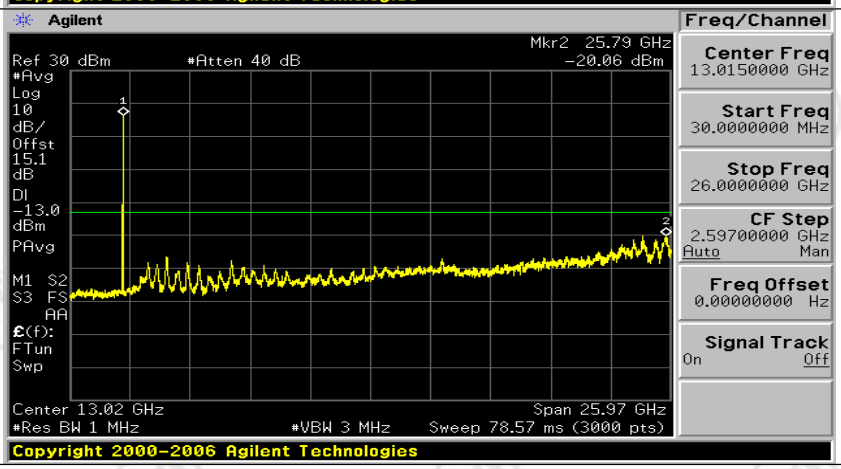

(Channel Bandwidth: 5 MHz)_HCH_QPSK_1RB#12

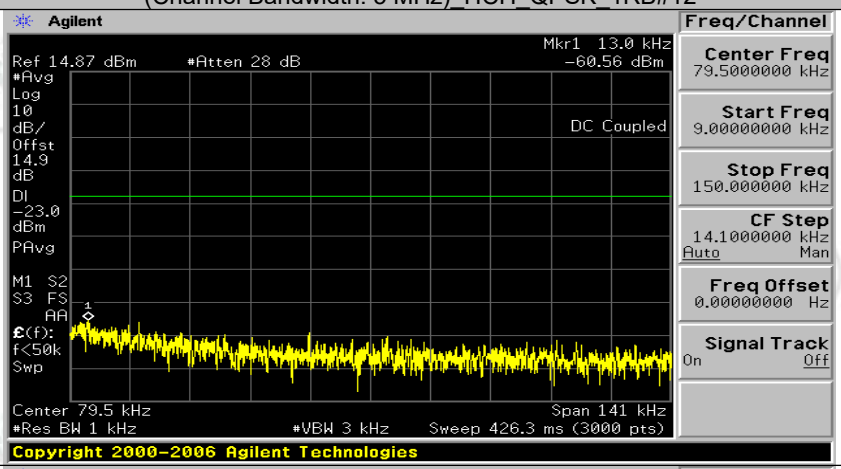

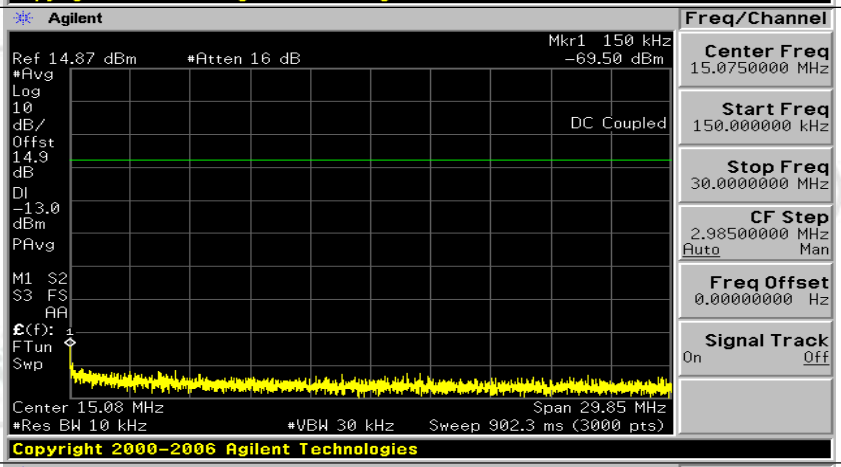

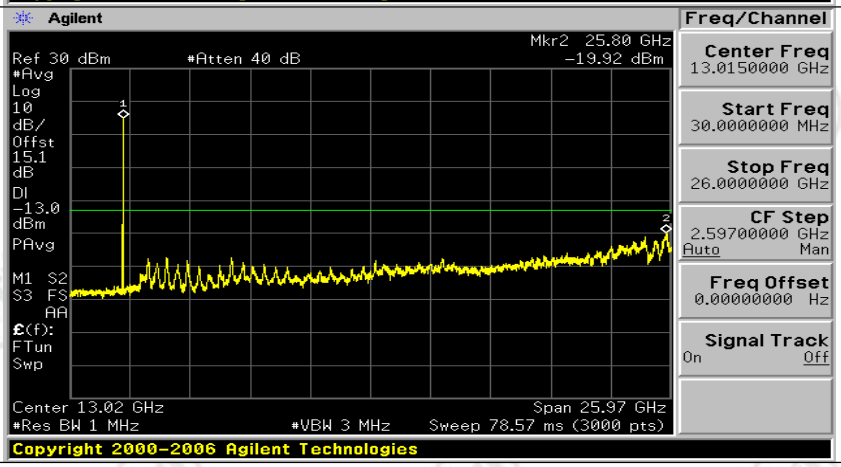

(Channel Bandwidth: 5 MHz)_HCH_QPSK_1RB#24

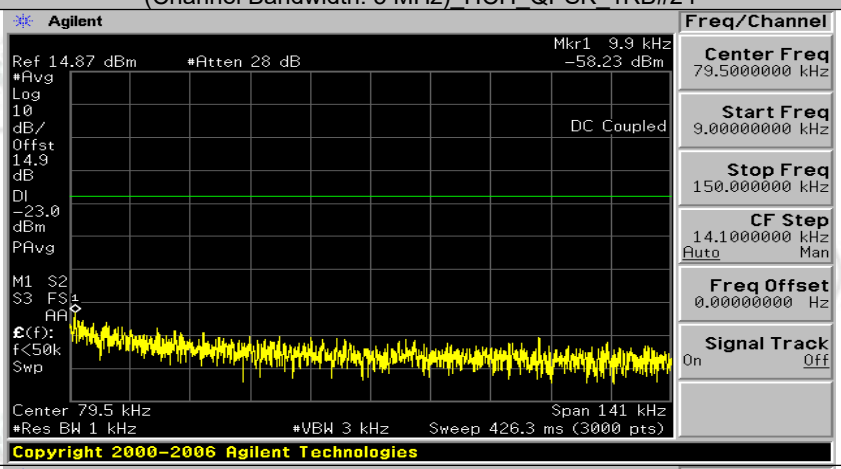

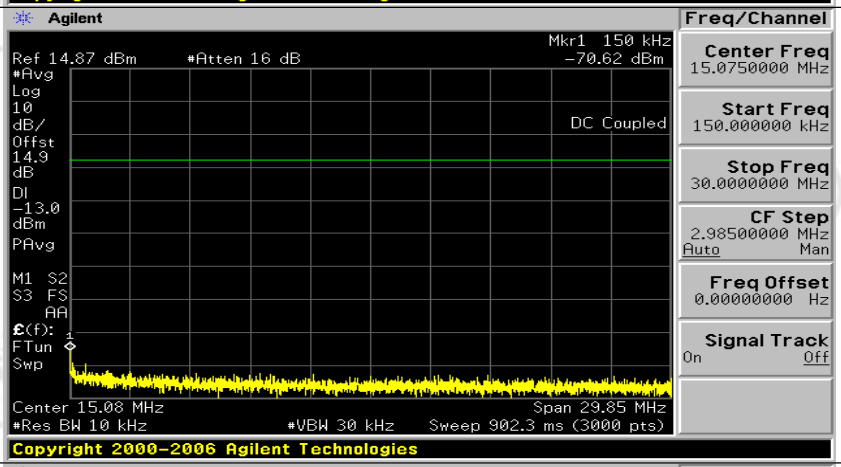

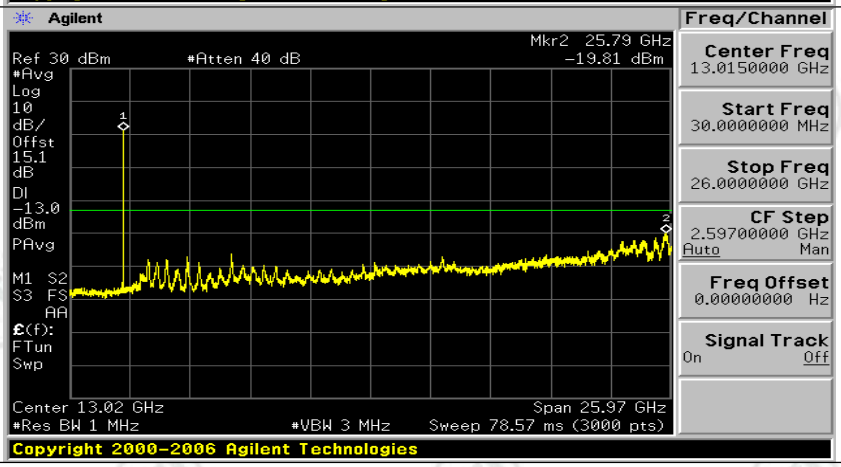

(Channel Bandwidth: 5 MHz)_HCH_QPSK_12RB#0

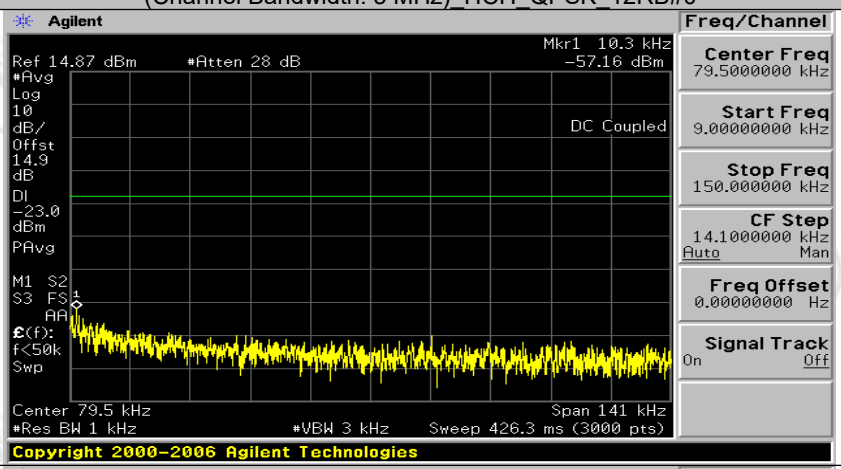

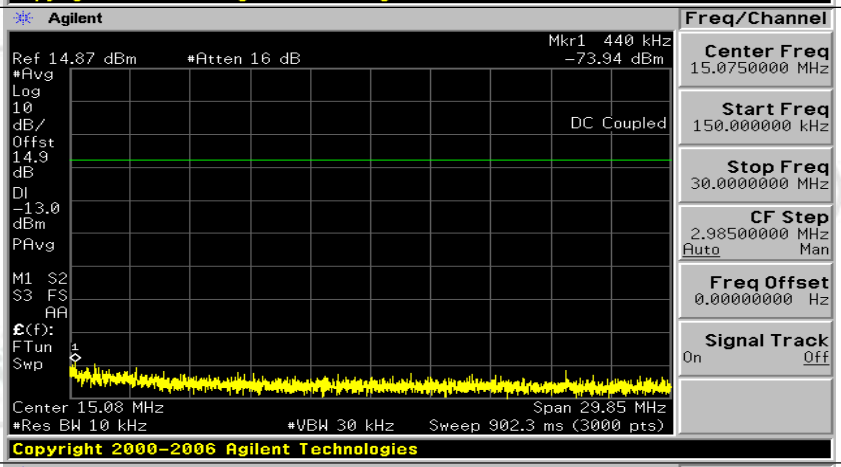

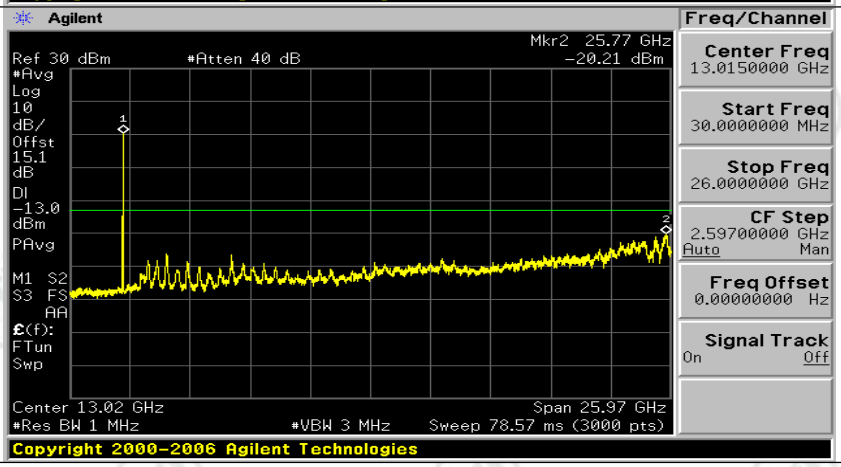

(Channel Bandwidth: 5 MHz)_HCH_QPSK_12RB#6

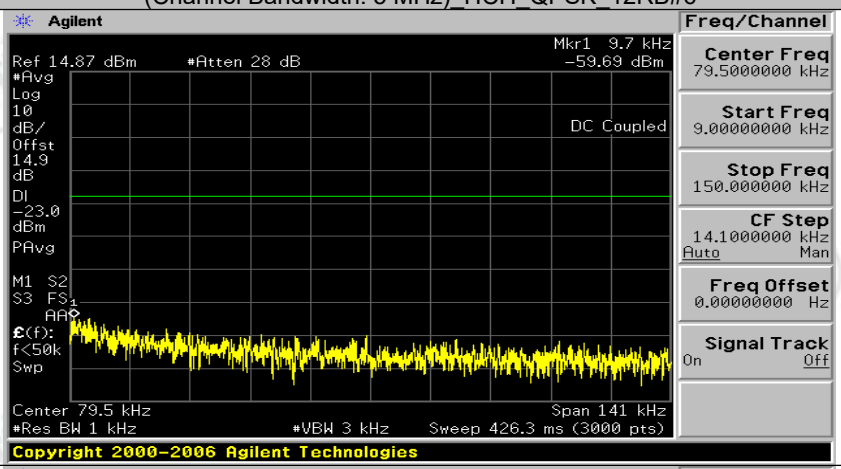

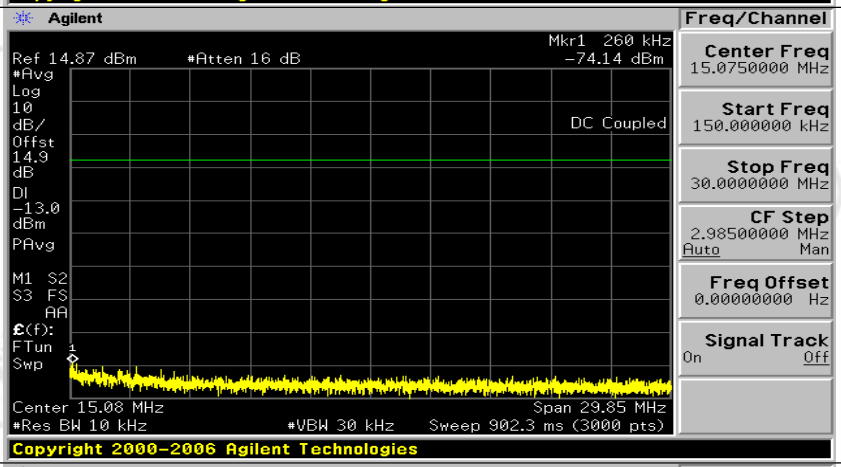

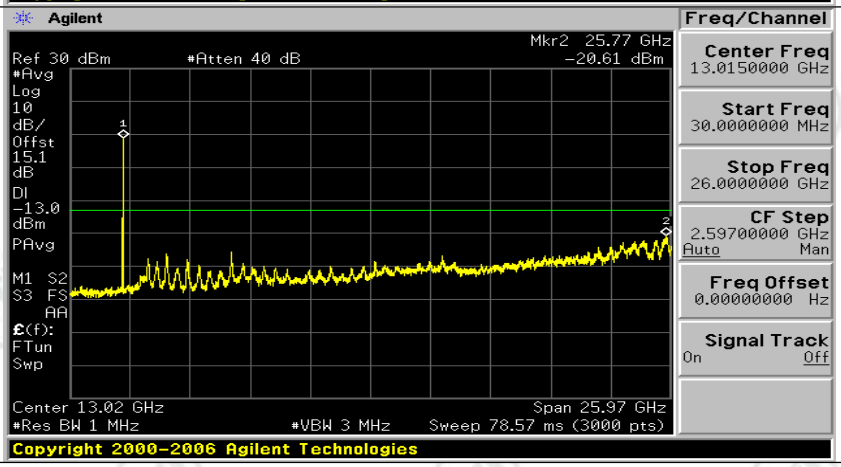

(Channel Bandwidth: 5 MHz)_HCH_QPSK_12RB#13

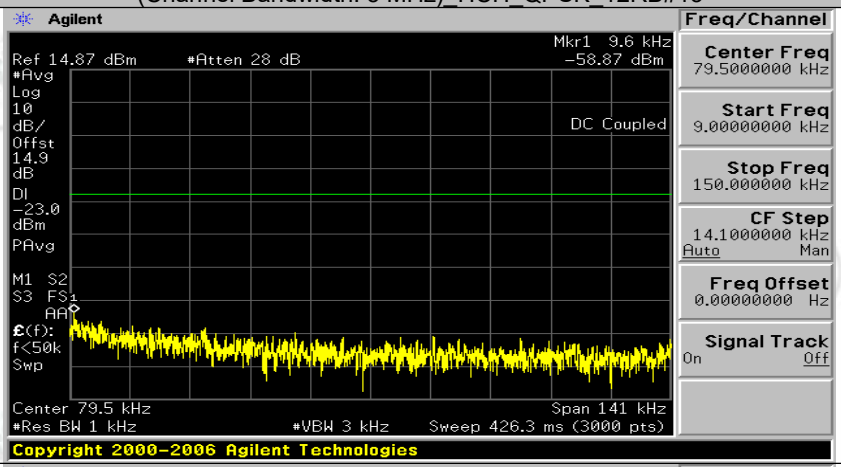

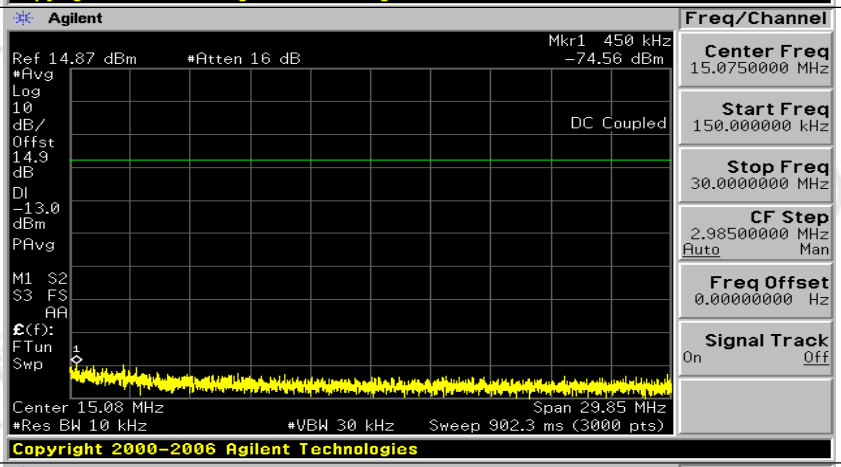

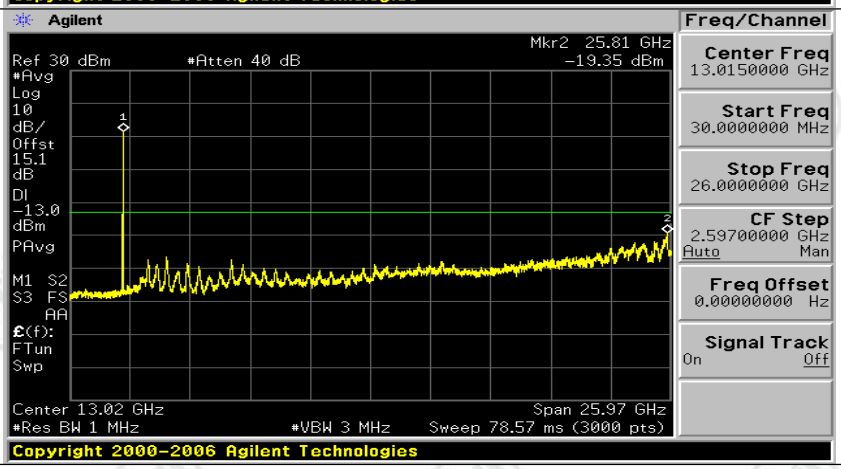

(Channel Bandwidth: 5 MHz)_HCH_QPSK_25RB#0

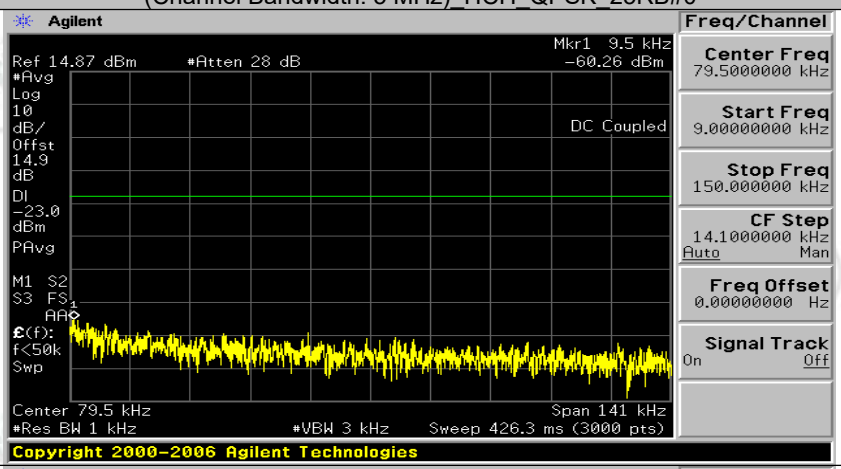

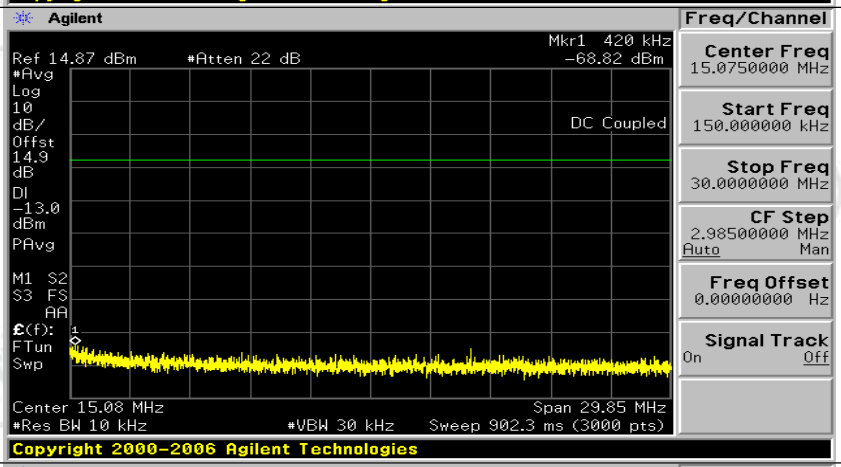

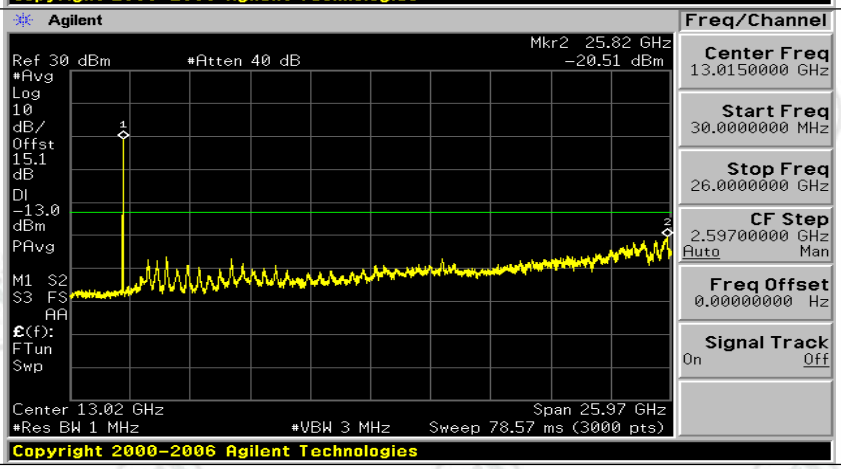

(Channel Bandwidth: 5 MHz)_LCH_16QAM_1RB#0

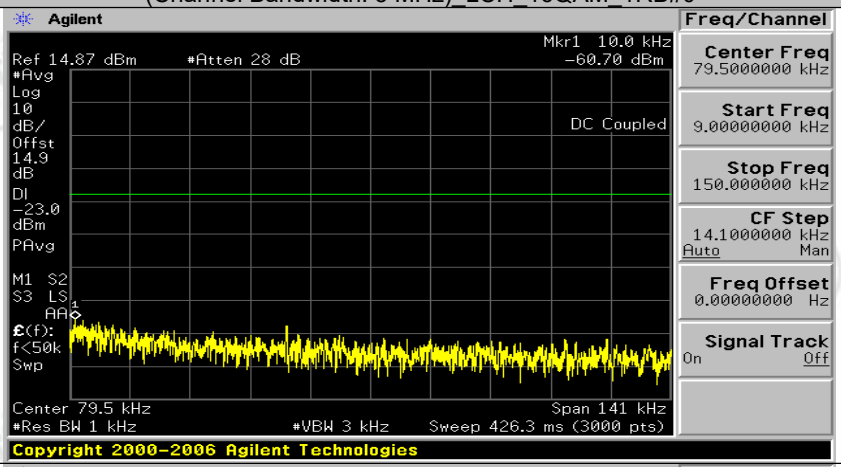

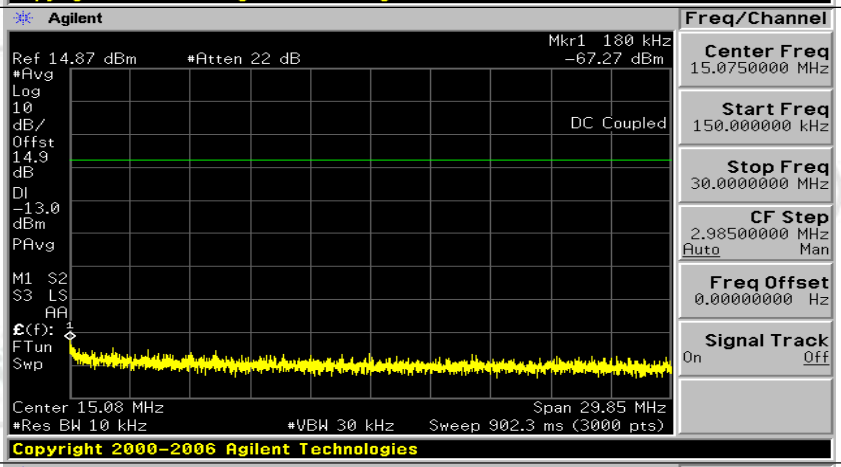

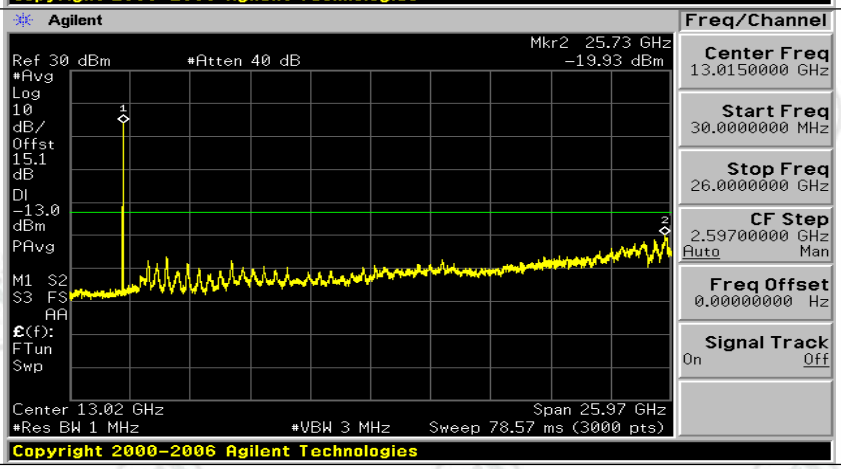

(Channel Bandwidth: 5 MHz)_LCH_16QAM_1RB#12

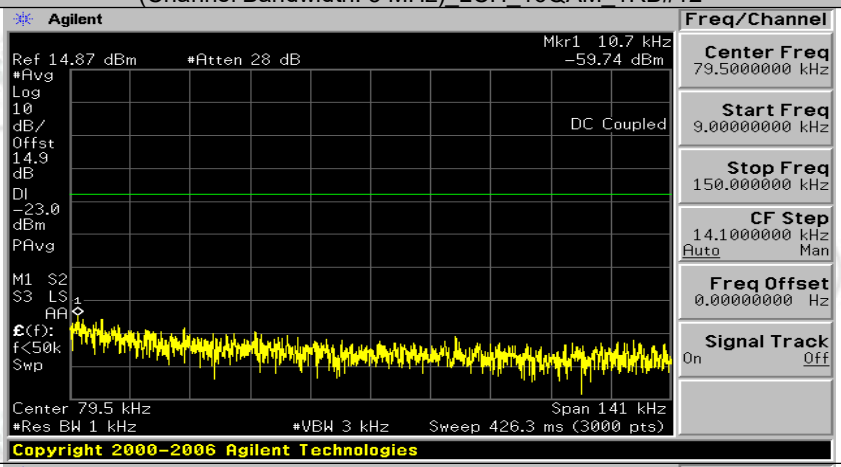

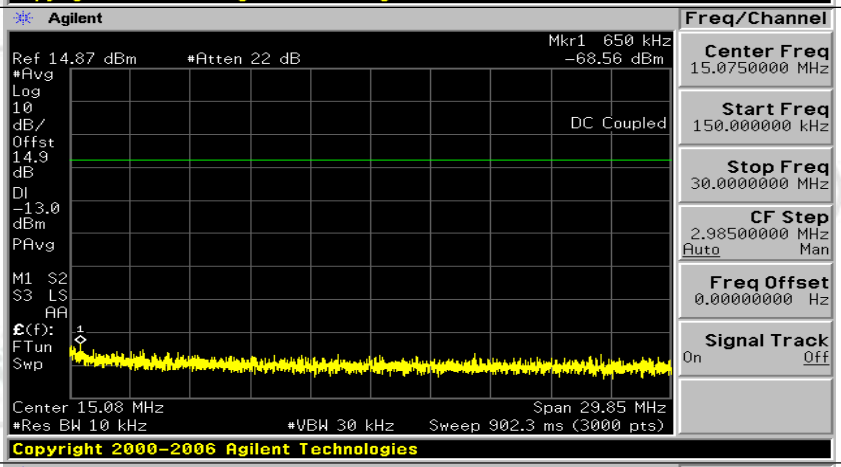

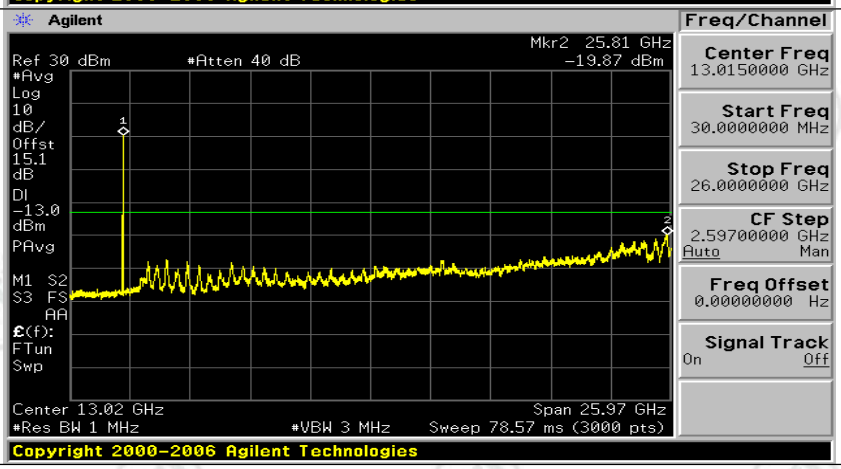

(Channel Bandwidth: 5 MHz)_LCH_16QAM_1RB#24

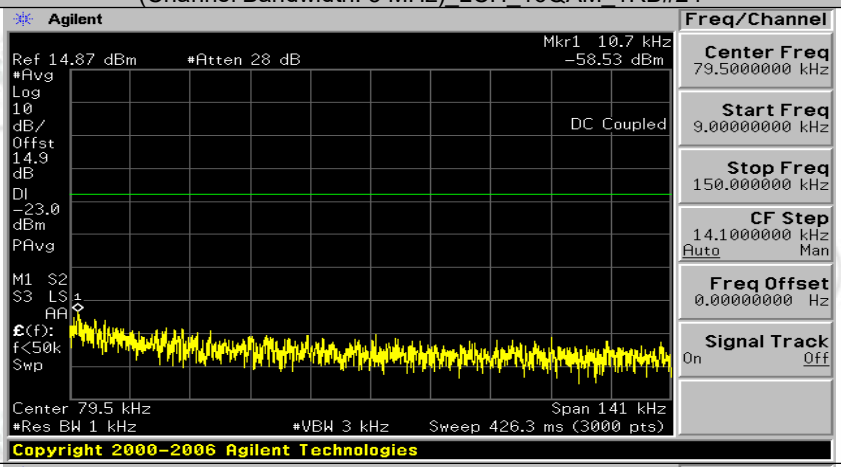

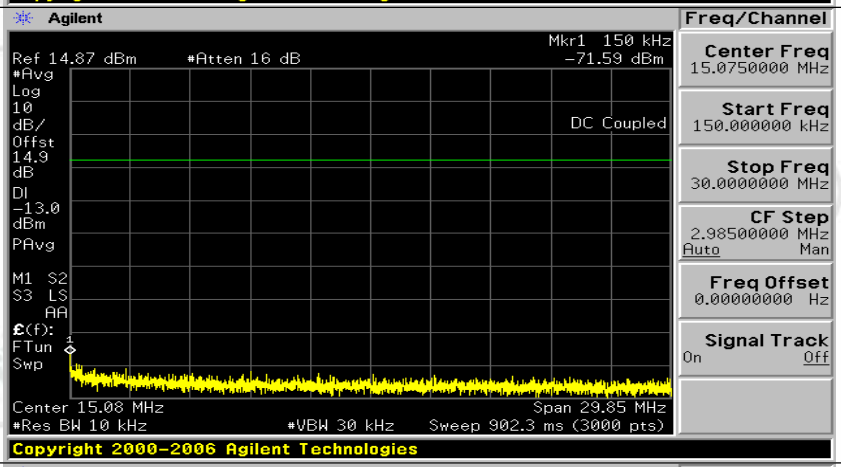

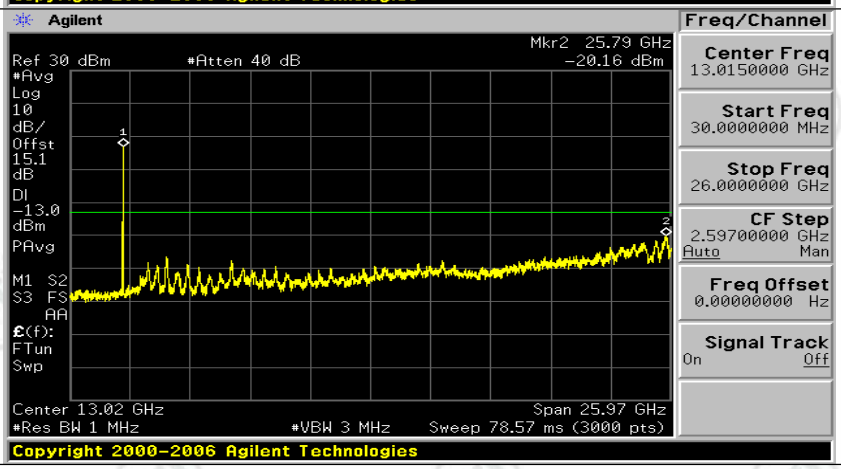

(Channel Bandwidth: 5 MHz)_LCH_16QAM_12RB#0

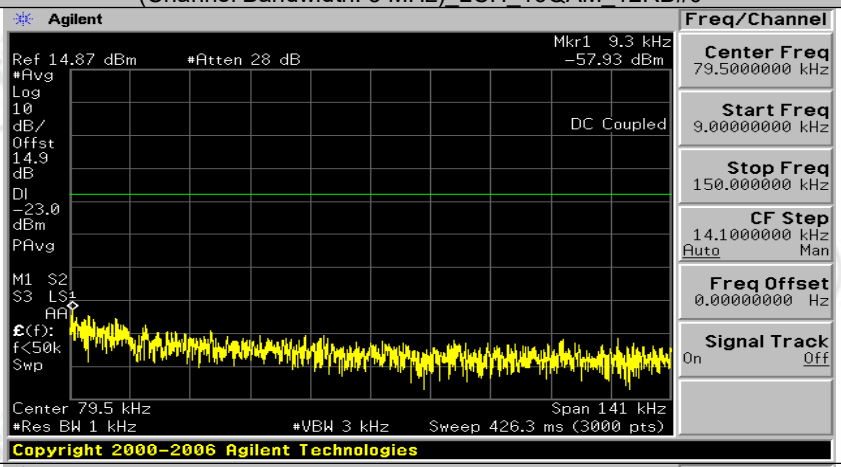

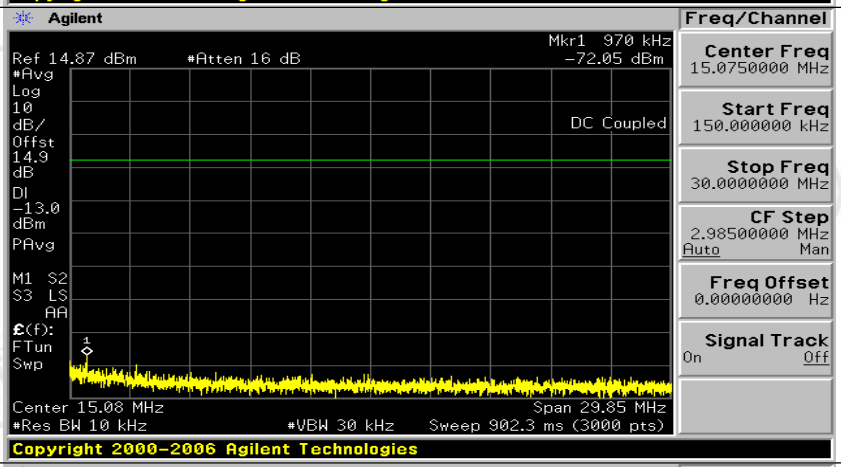

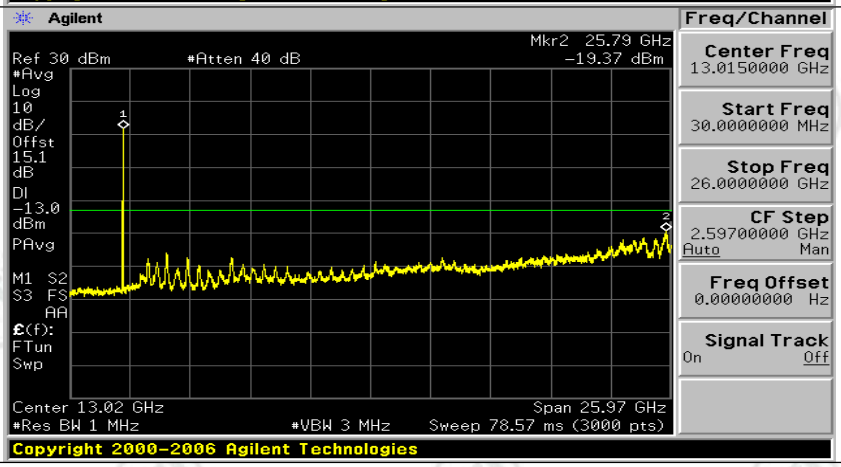

(Channel Bandwidth: 5 MHz)_LCH_16QAM_12RB#6

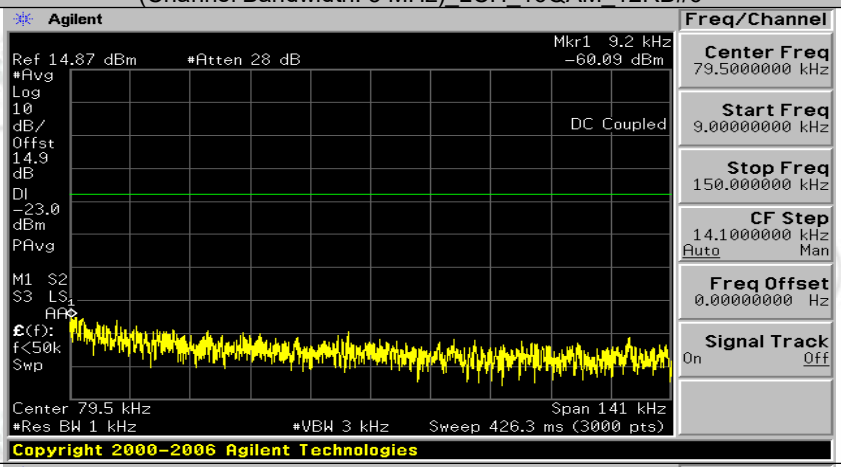

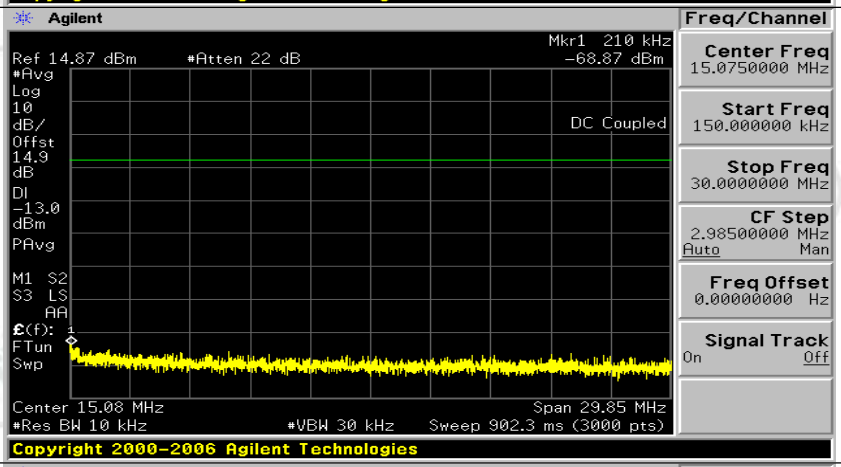

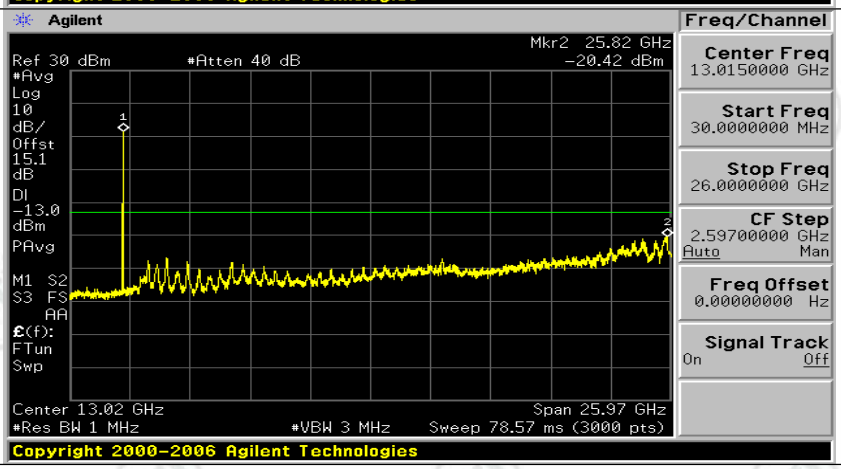

(Channel Bandwidth: 5 MHz)_LCH_16QAM_12RB#13

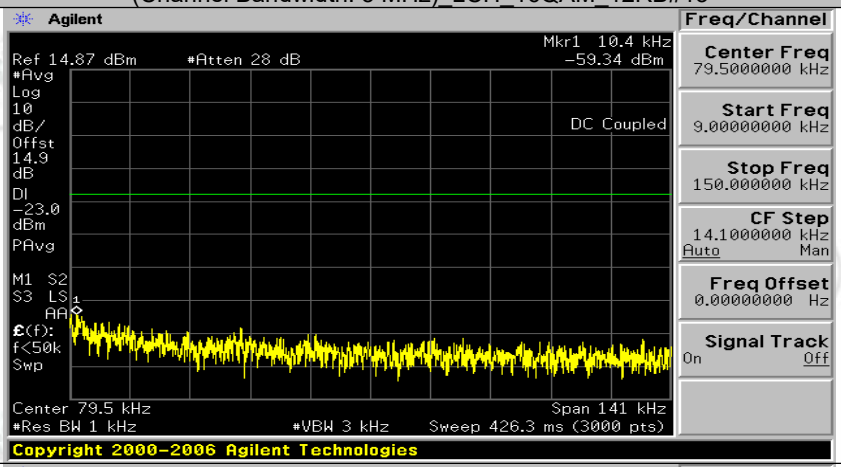

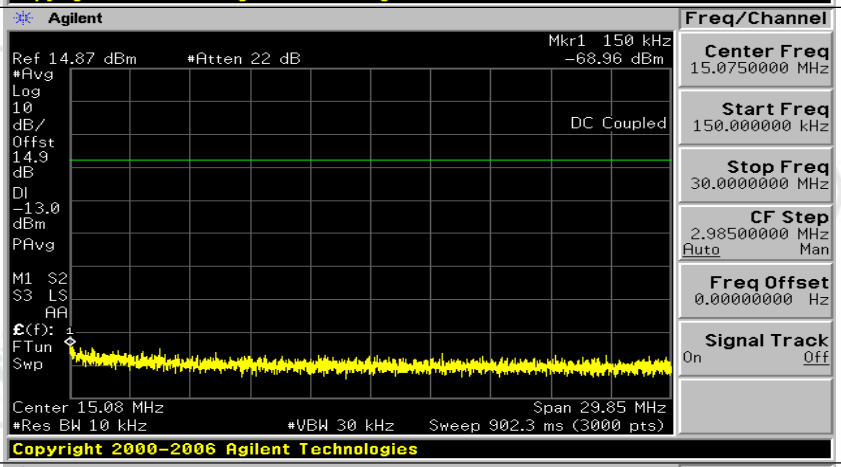

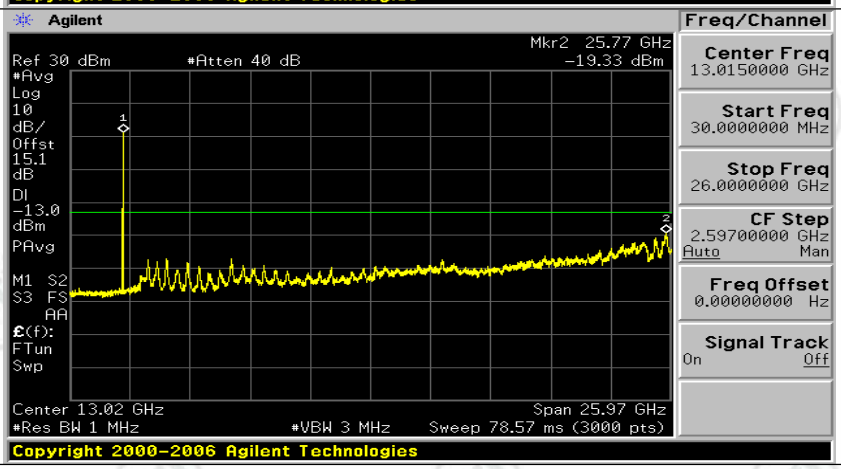

(Channel Bandwidth: 5 MHz)_LCH_16QAM_25RB#0

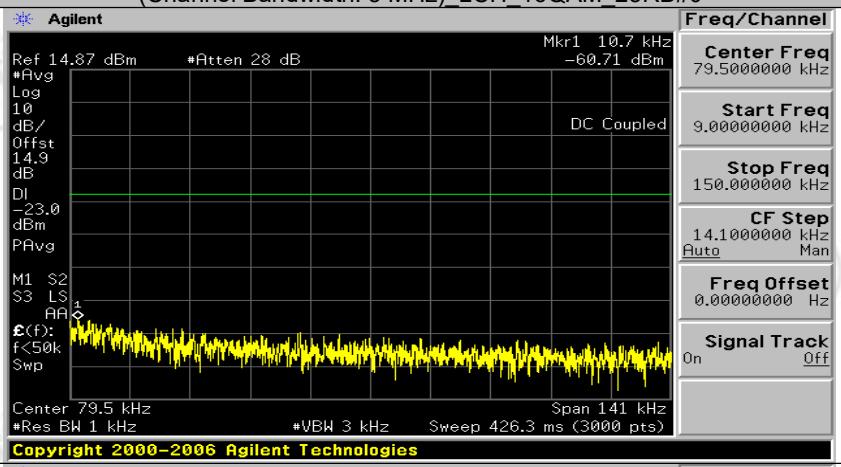

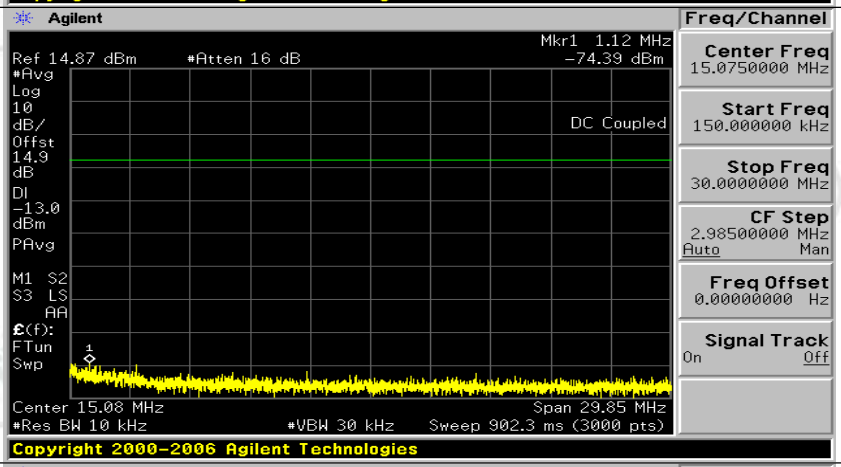

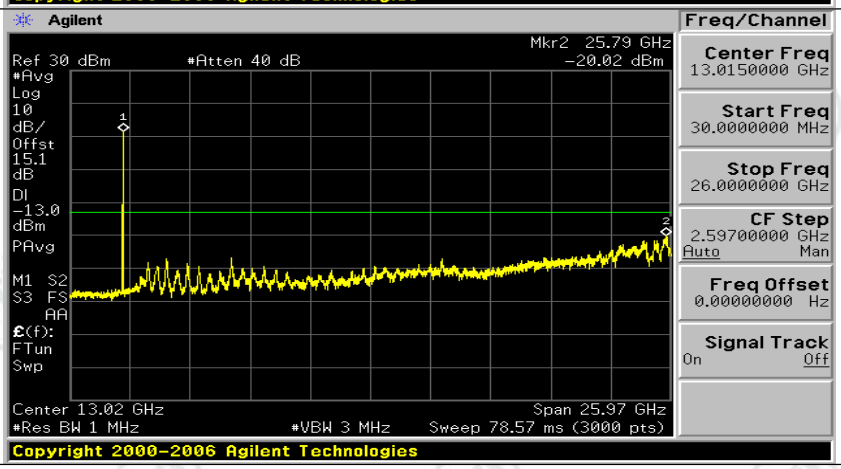

(Channel Bandwidth: 5 MHz)_MCH_16QAM_1RB#0

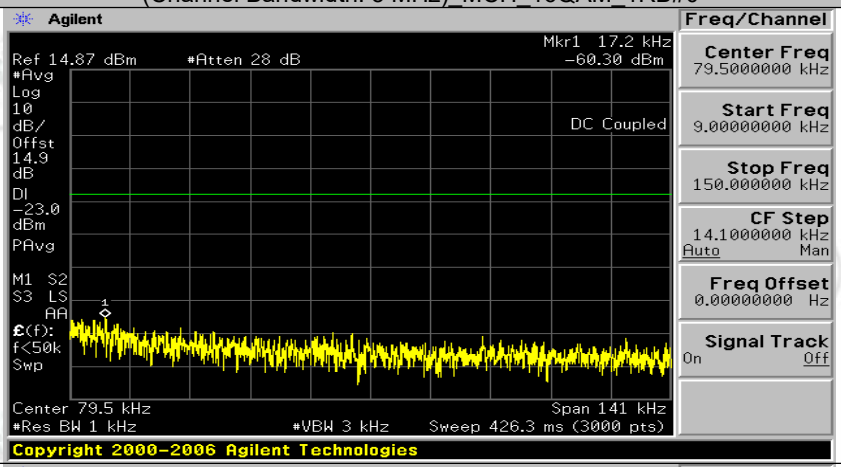

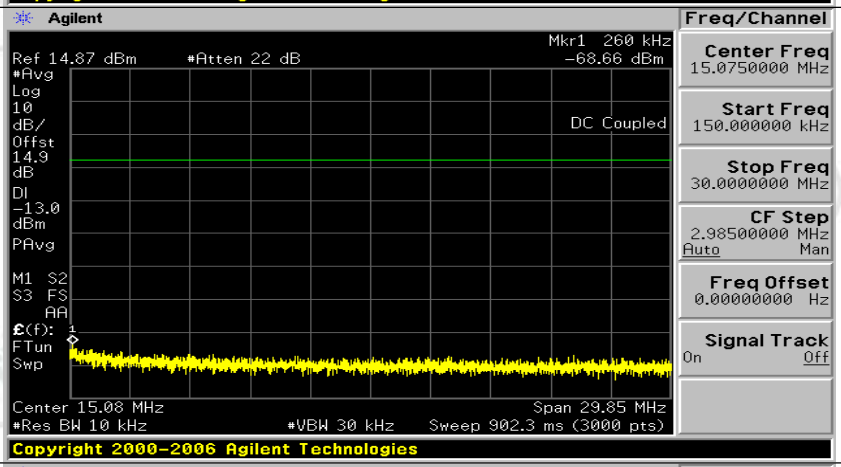

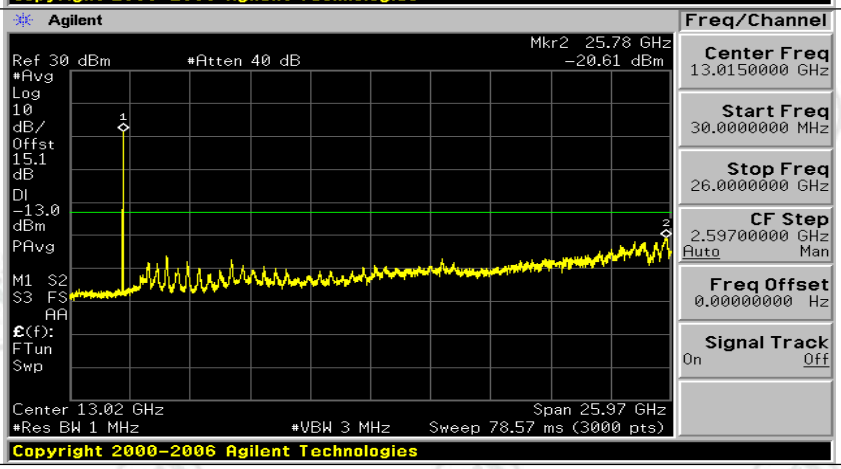

(Channel Bandwidth: 5 MHz)_MCH_16QAM_1RB#12

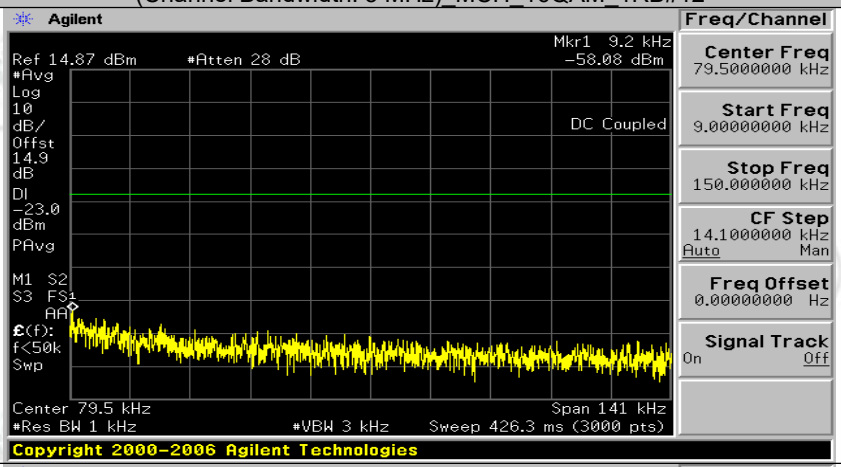

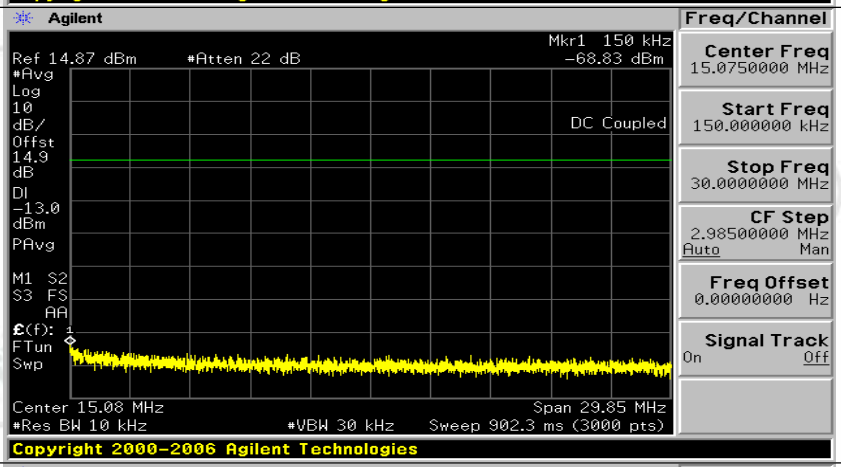

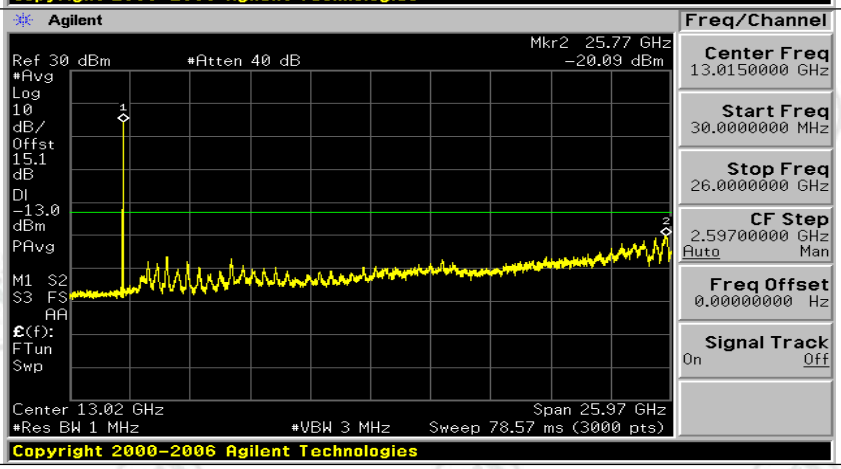

(Channel Bandwidth: 5 MHz)_MCH_16QAM_1RB#24

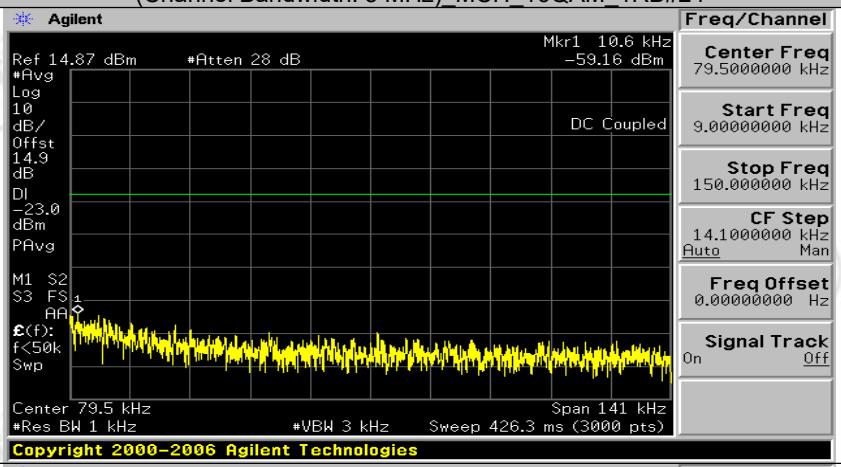

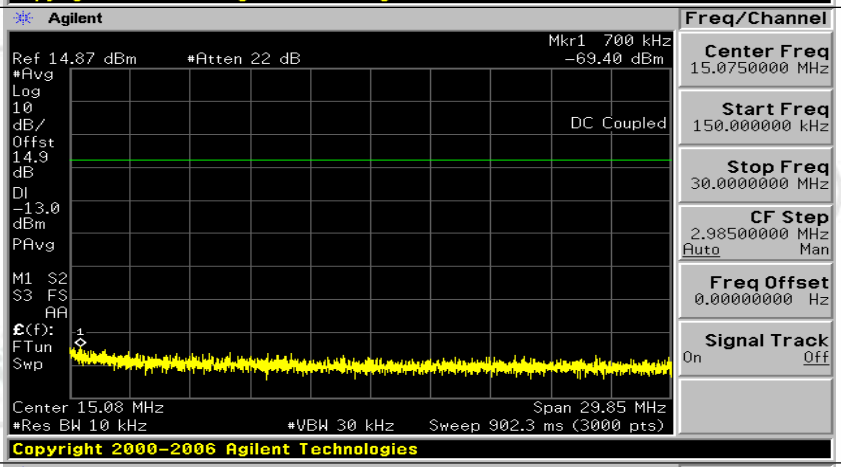

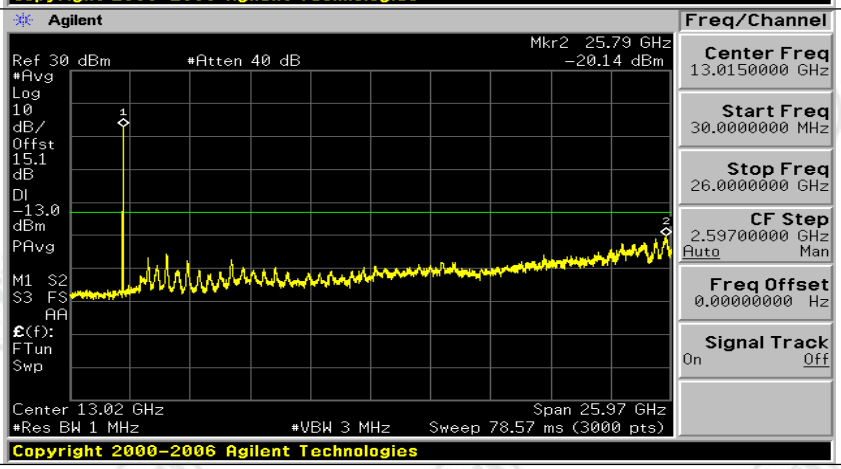

(Channel Bandwidth: 5 MHz)_MCH_16QAM_12RB#0

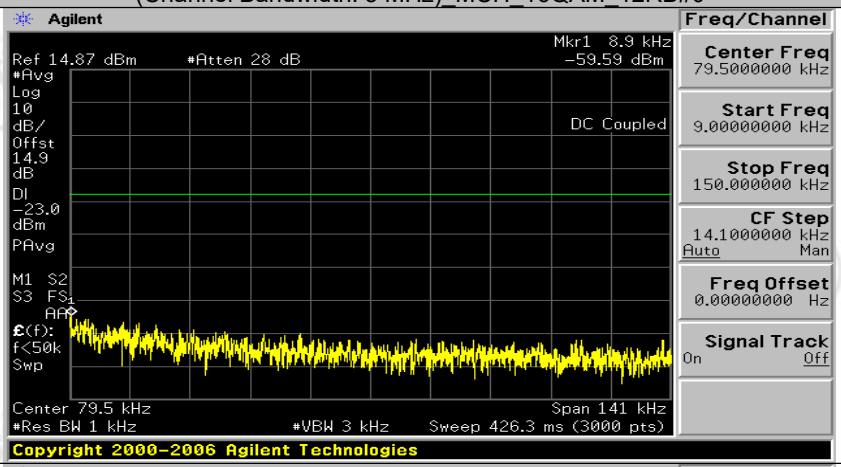

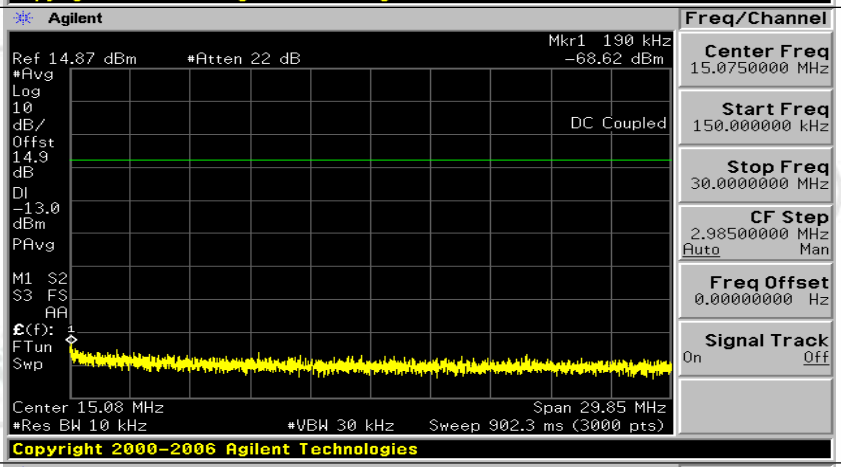

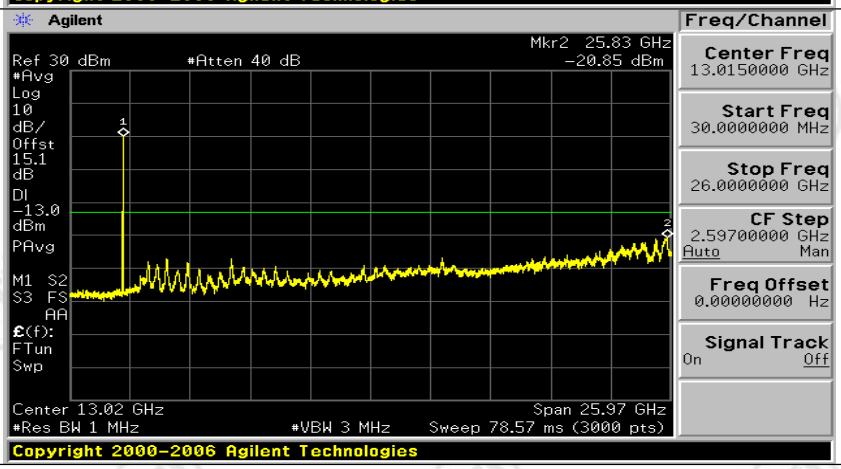

(Channel Bandwidth: 5 MHz)_MCH_16QAM_12RB#6

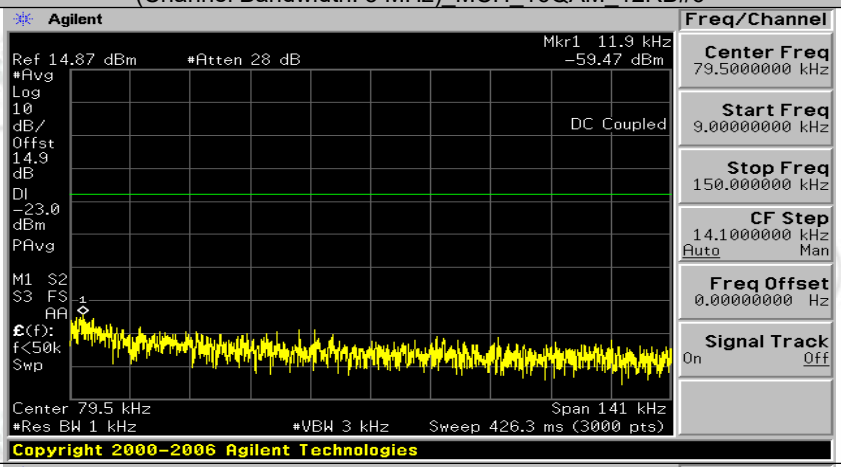

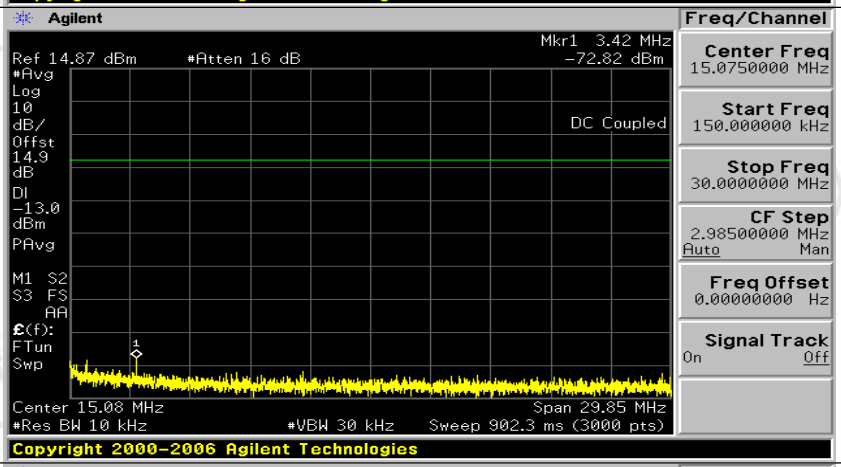

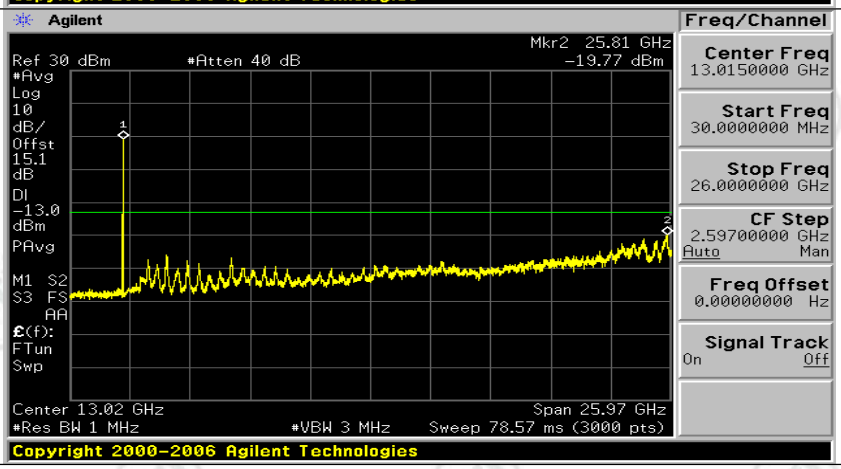

(Channel Bandwidth: 5 MHz)_MCH_16QAM_12RB#13

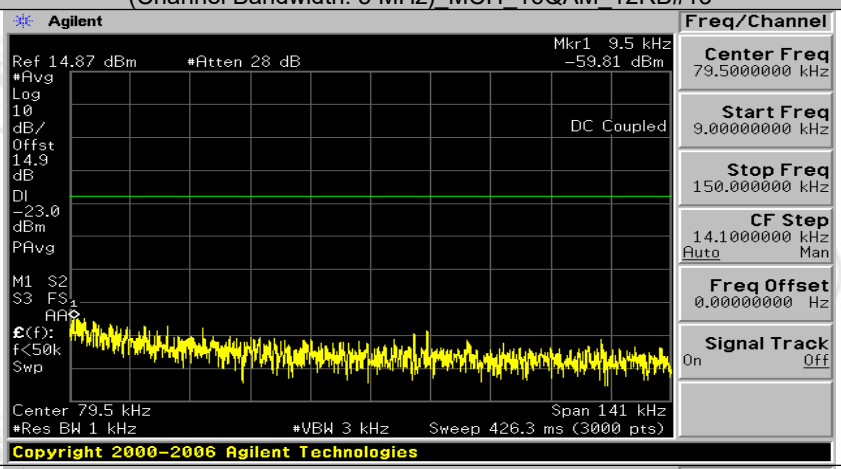

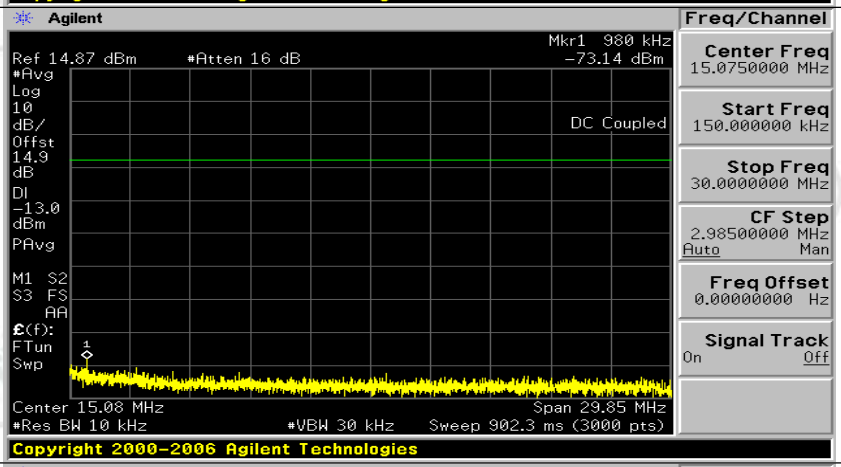

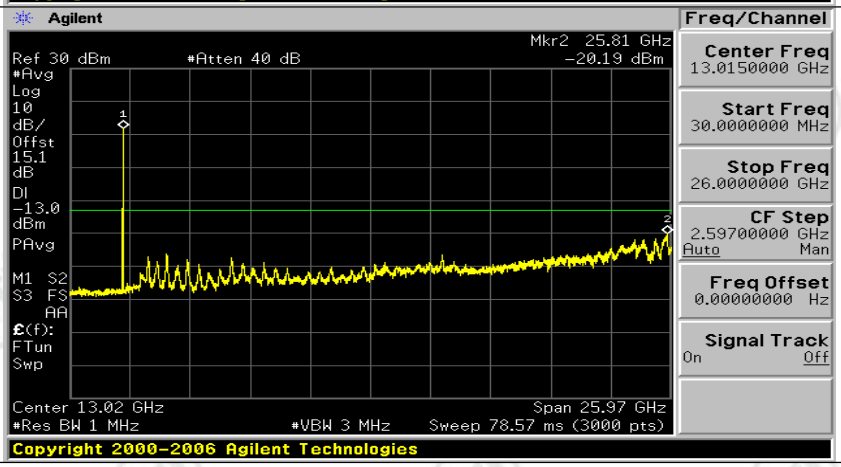

(Channel Bandwidth: 5 MHz)_MCH_16QAM_25RB#0

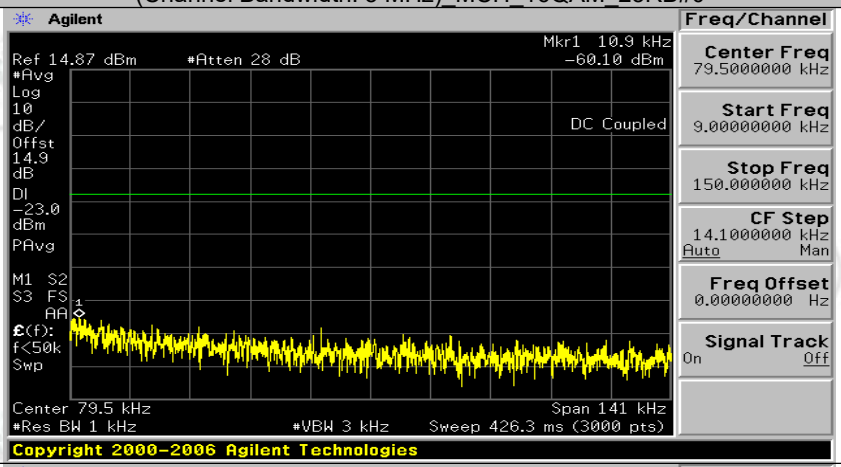

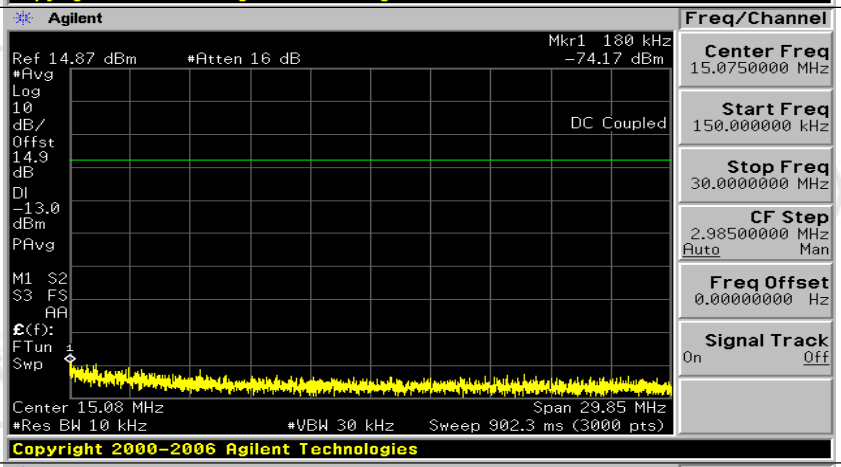

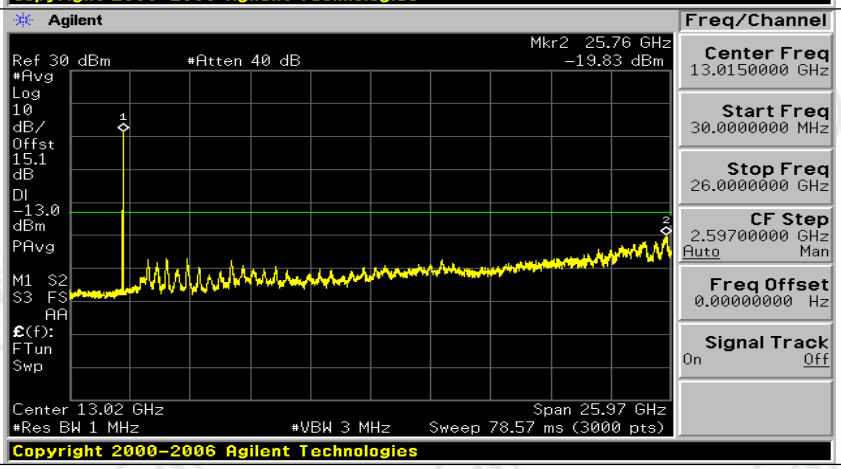

(Channel Bandwidth: 5 MHz)_HCH_16QAM_1RB#0

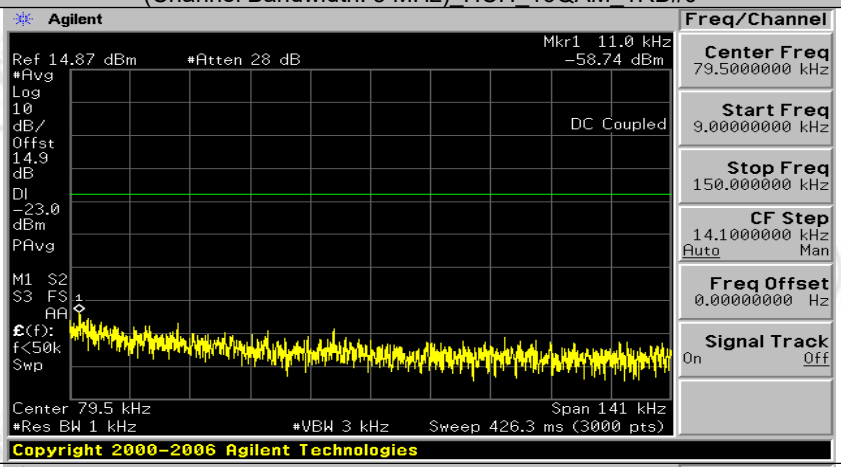

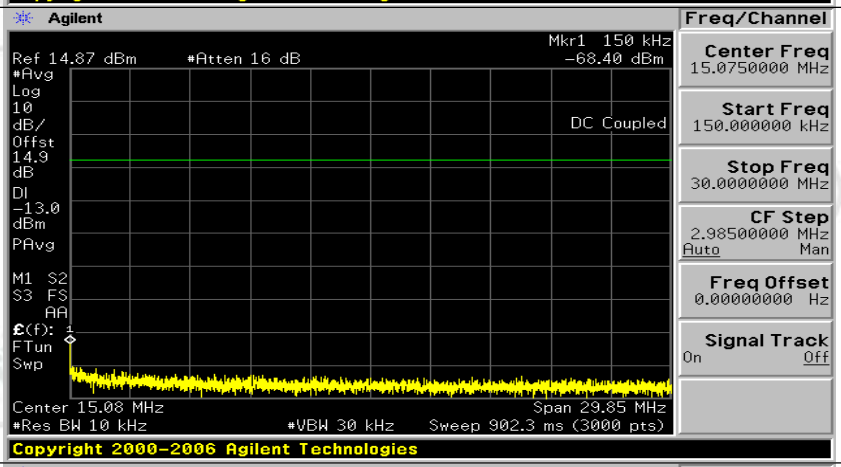

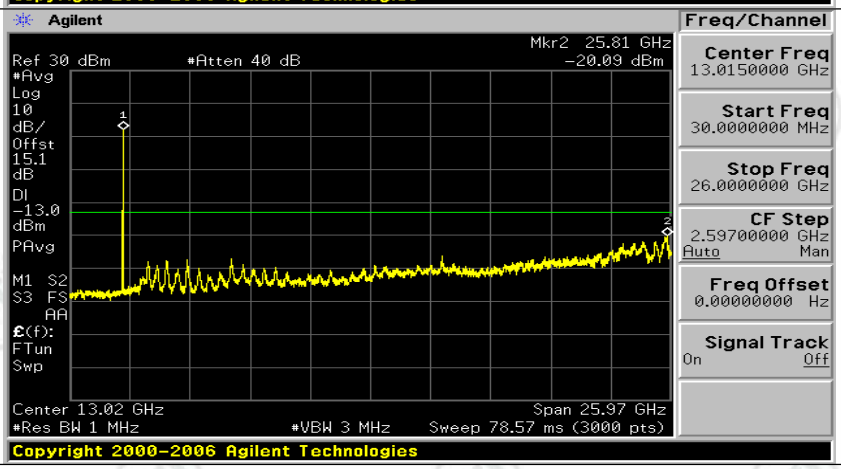

(Channel Bandwidth: 5 MHz)_HCH_16QAM_1RB#12

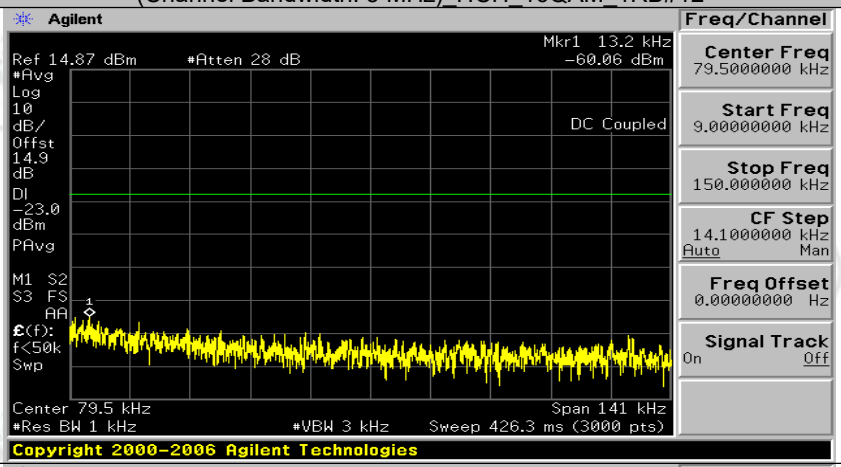

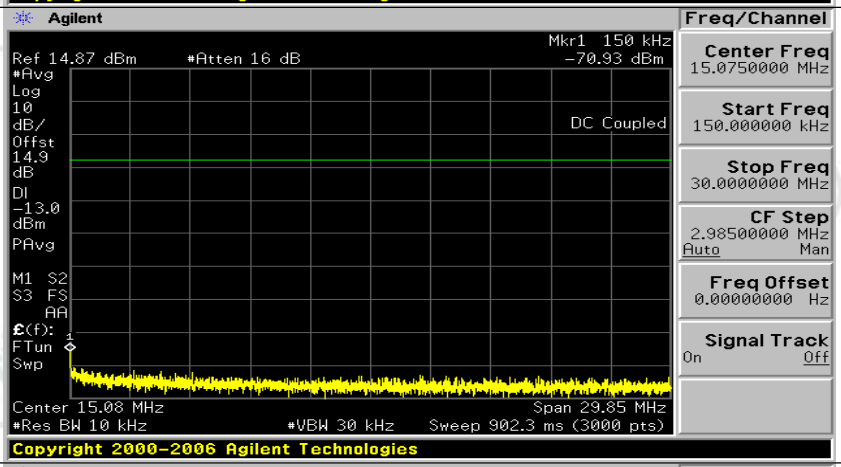

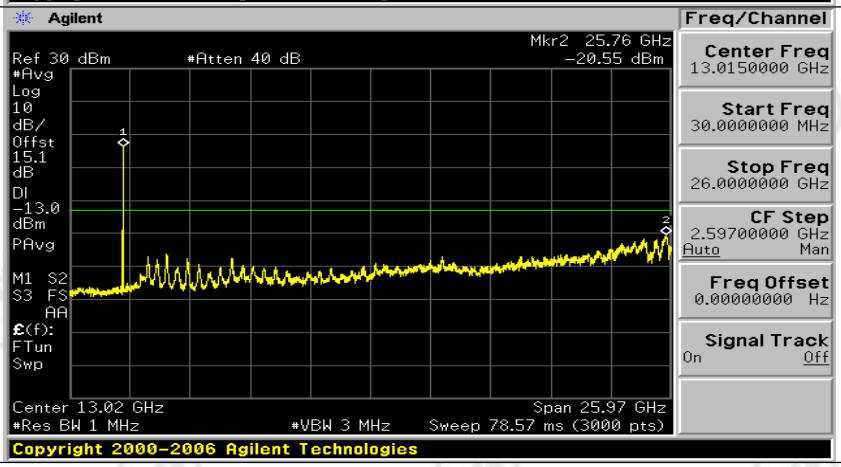

(Channel Bandwidth: 5 MHz)_HCH_16QAM_1RB#24

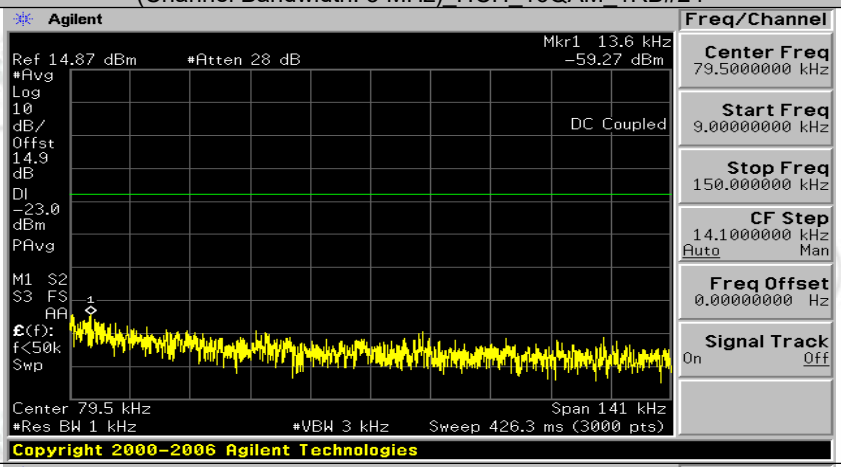

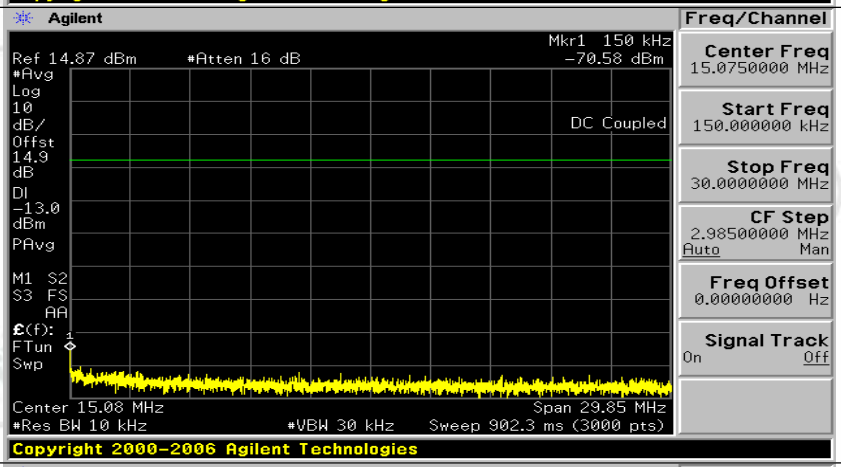

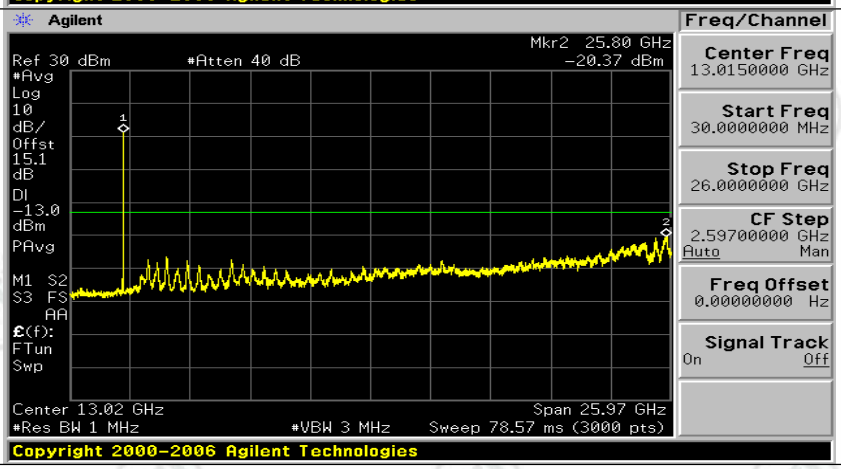

(Channel Bandwidth: 5 MHz)_HCH_16QAM_12RB#0

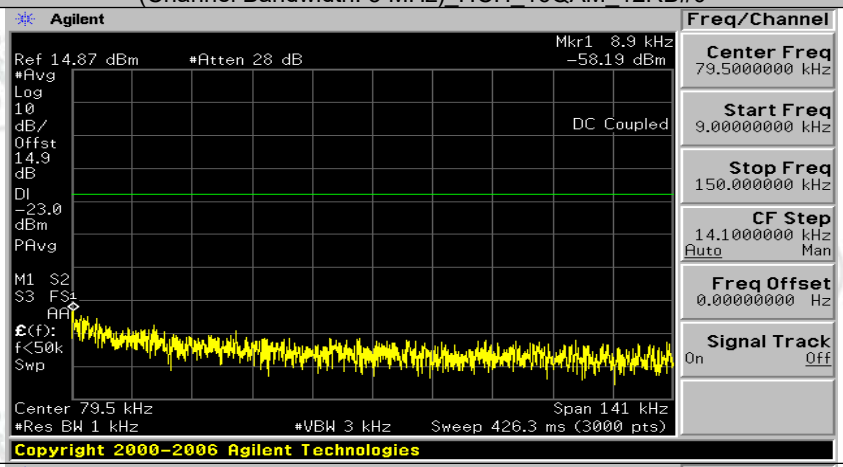

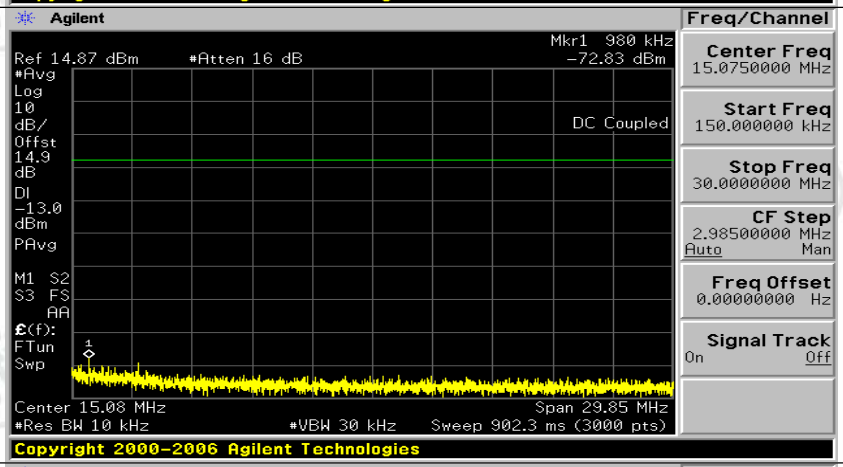

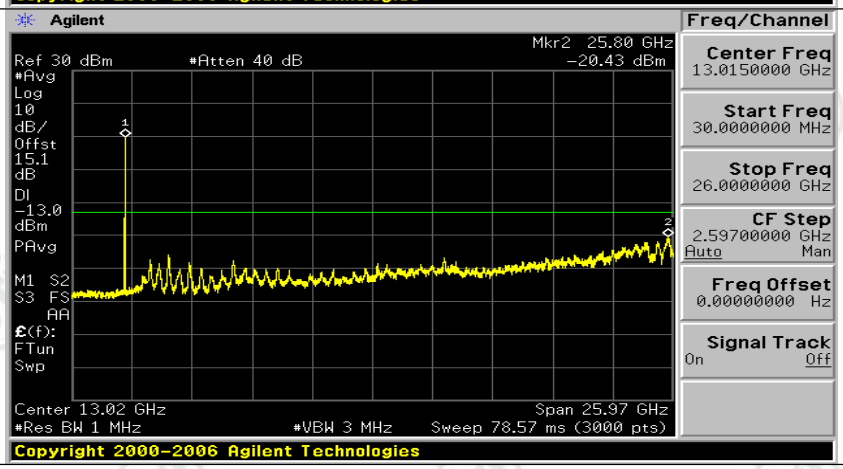

(Channel Bandwidth: 5 MHz)_HCH_16QAM_12RB#6

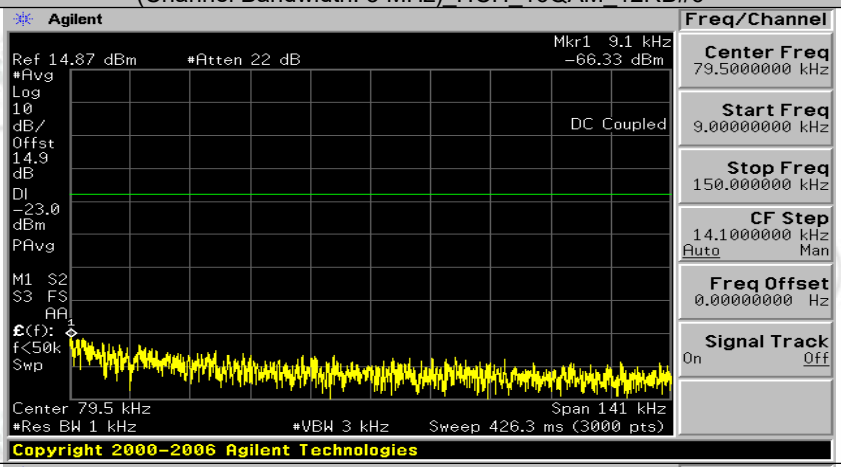

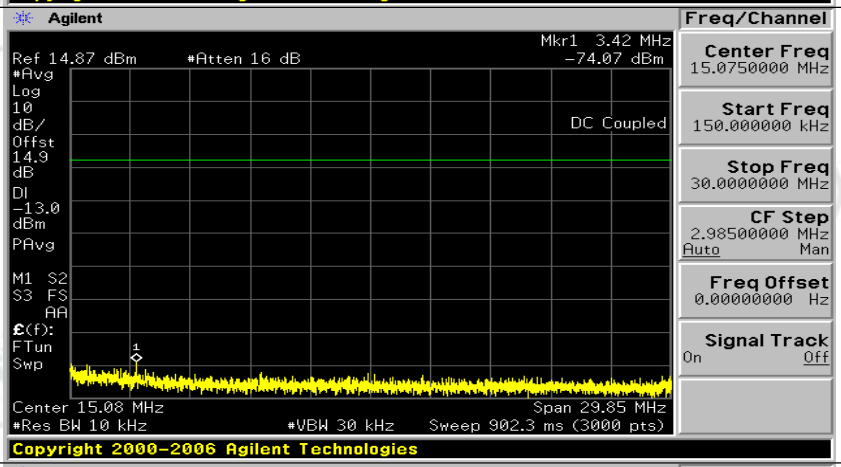

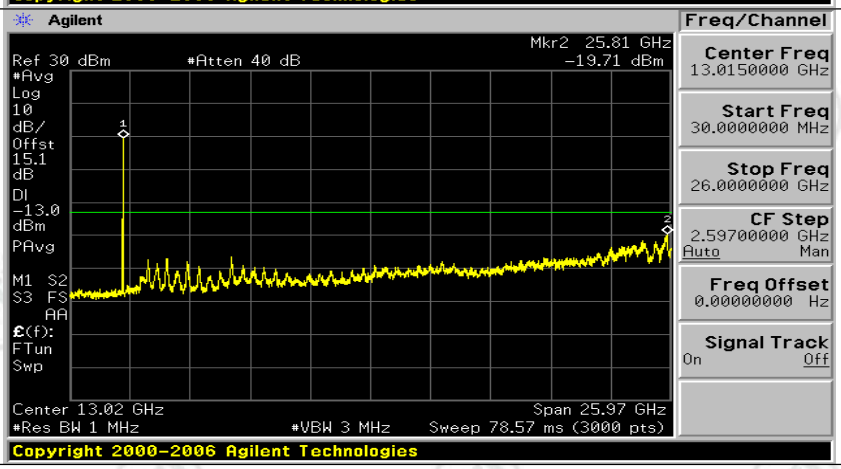

(Channel Bandwidth: 5 MHz)_HCH_16QAM_12RB#13

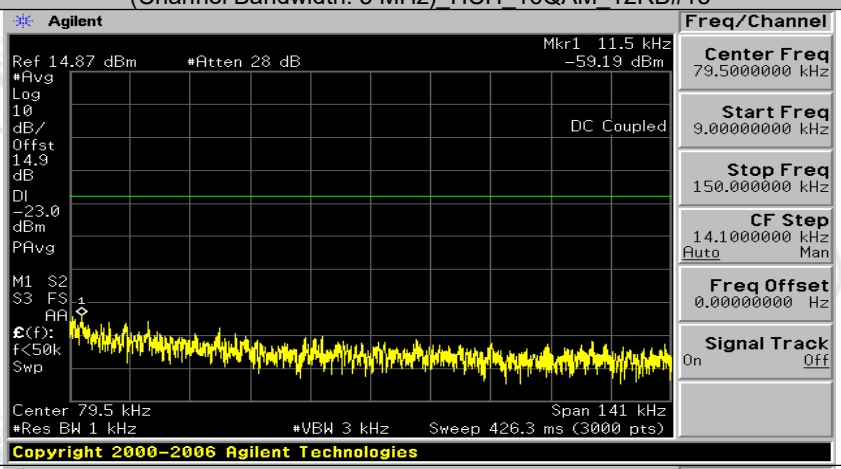

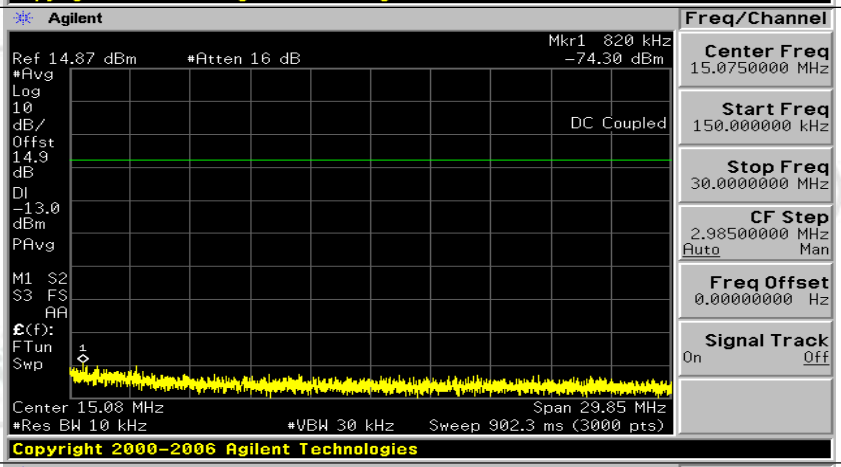

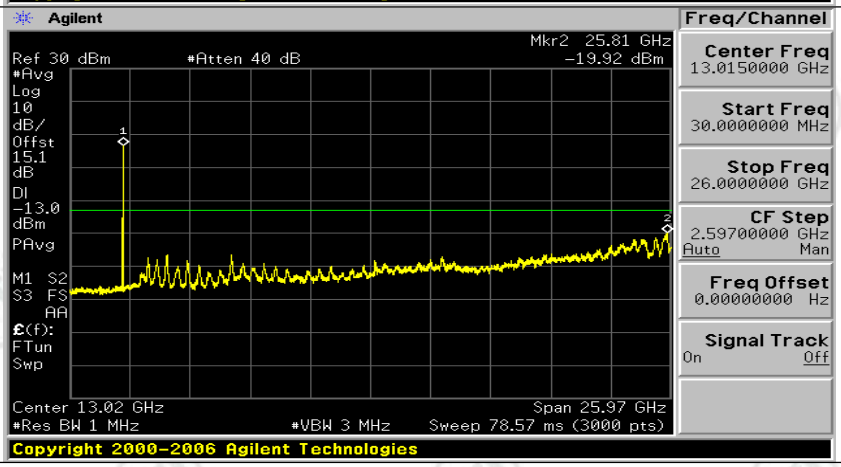

(Channel Bandwidth: 5 MHz)_HCH_16QAM_25RB#0

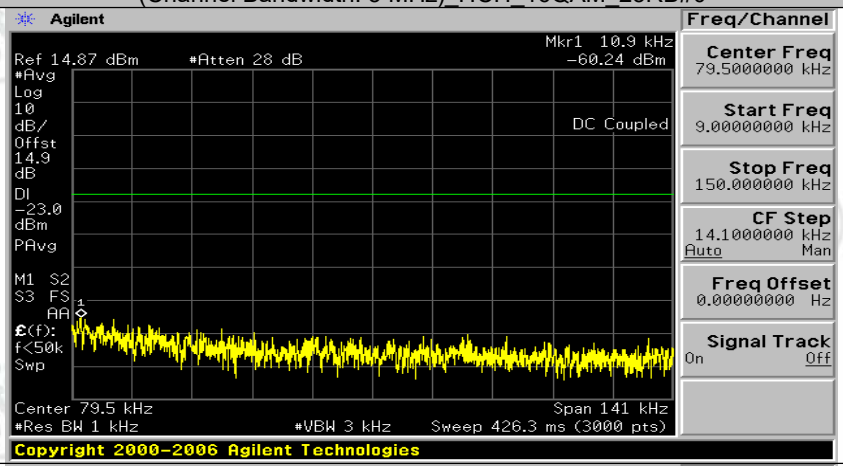

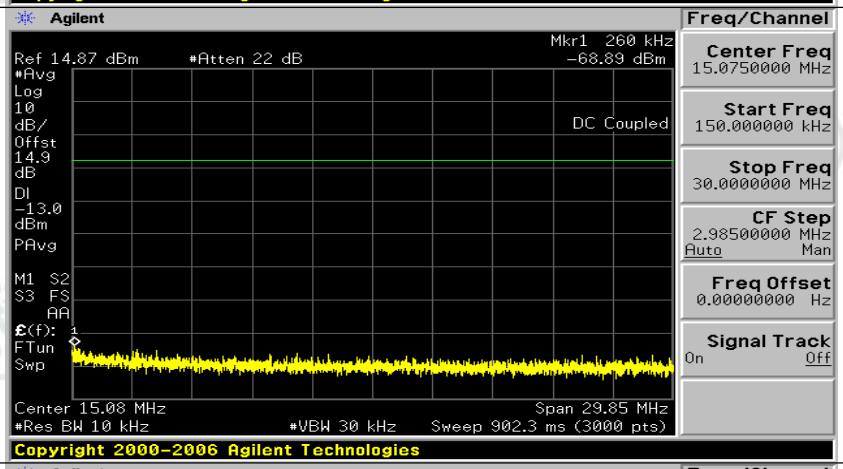

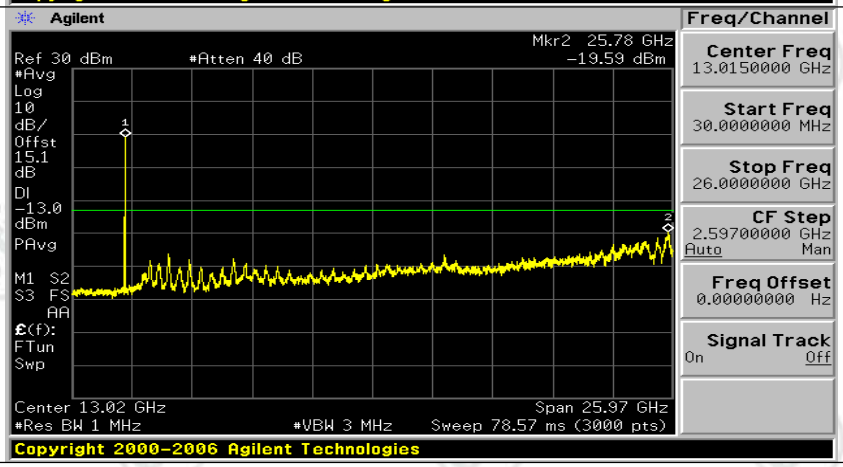

Channel Bandwidth: 10 MHz

Channel Bandwidth: 10 MHz_MCH_QPSK_1RB#0

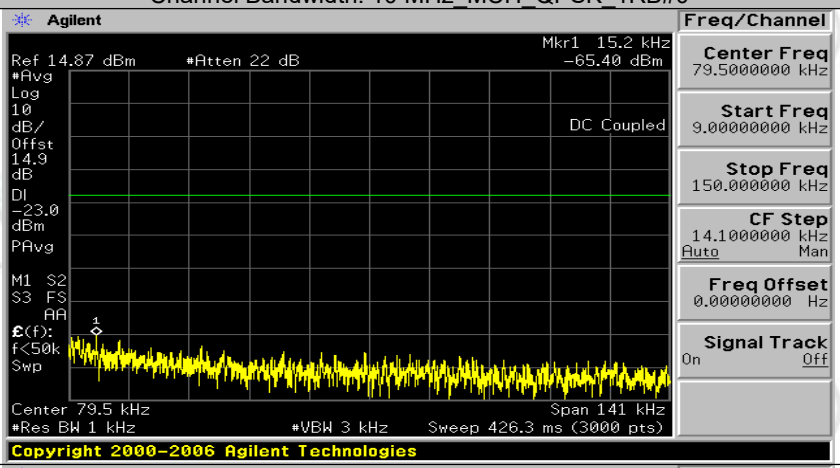

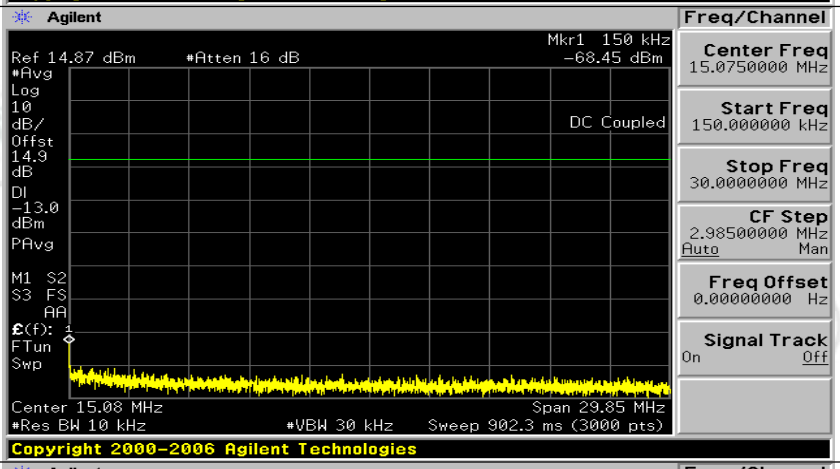

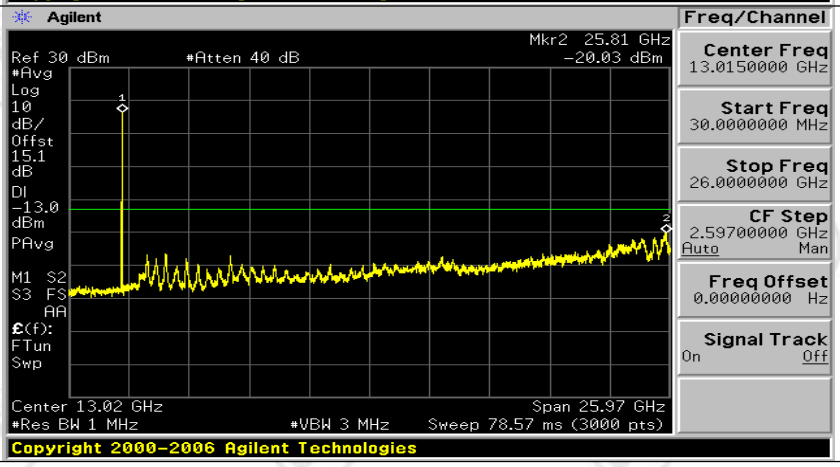

Channel Bandwidth: 10 MHz_MCH_QPSK_1RB#24

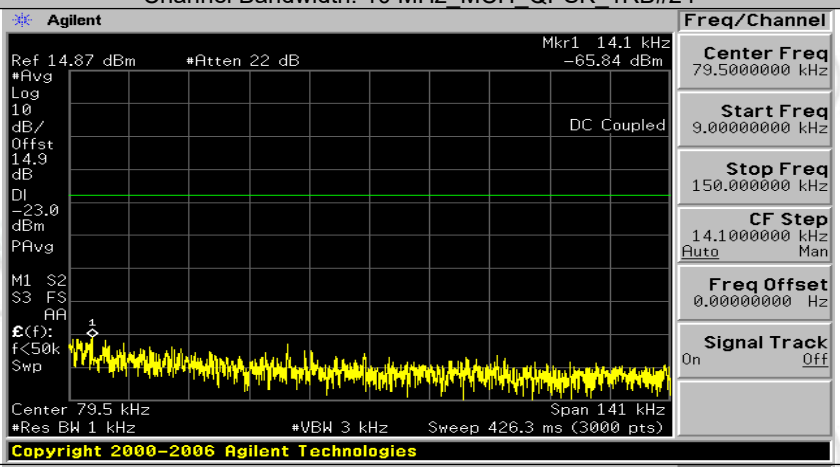

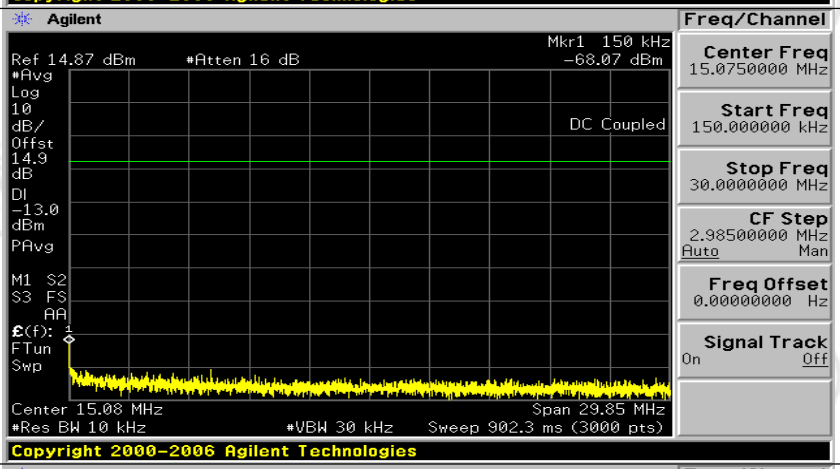

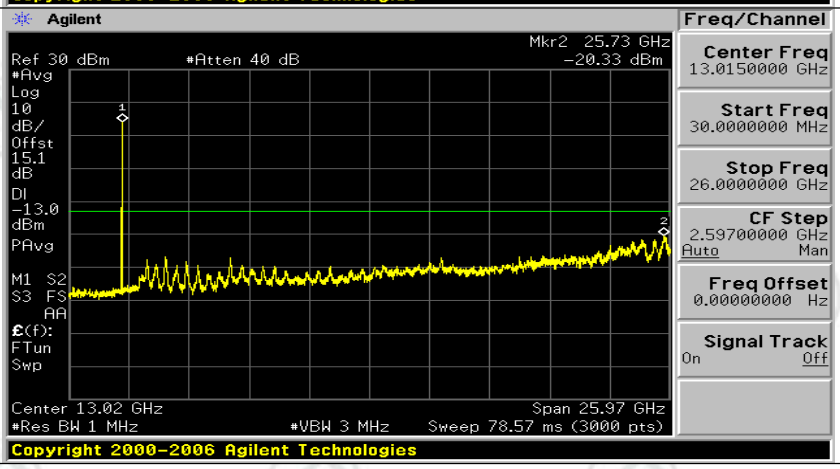

Channel Bandwidth: 10 MHz_MCH_QPSK_1RB#49

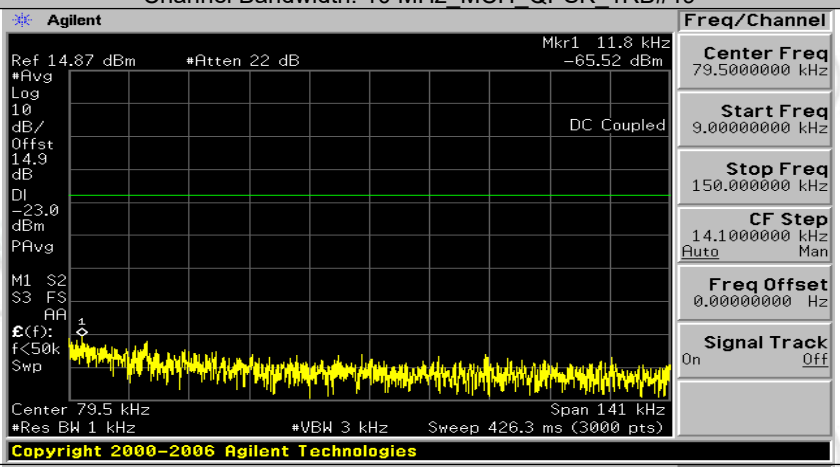

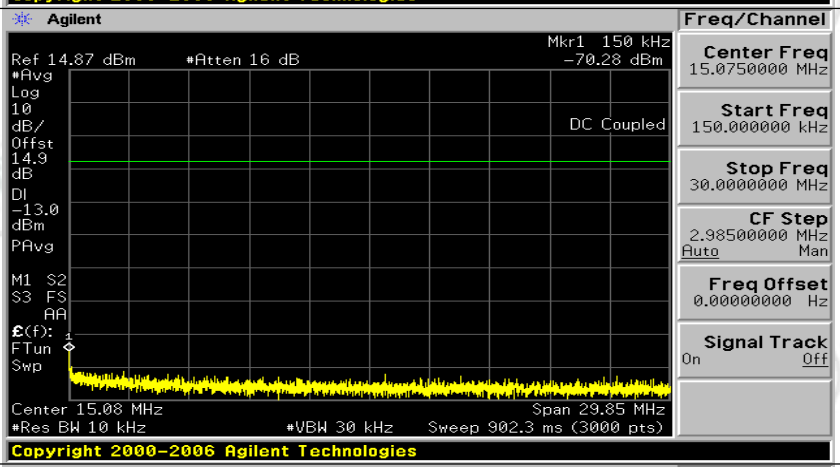

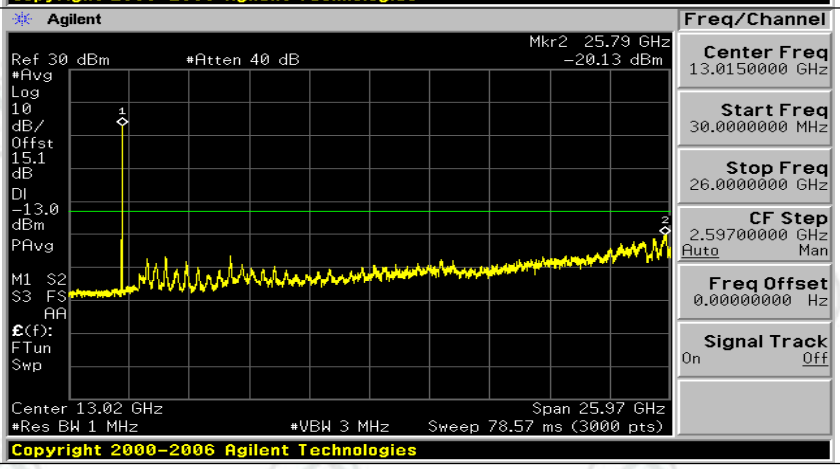

Channel Bandwidth: 10 MHz_MCH_QPSK_25RB#0

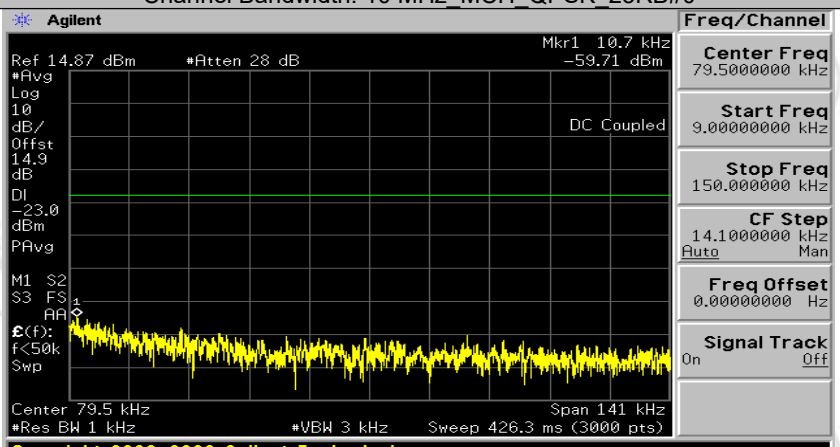

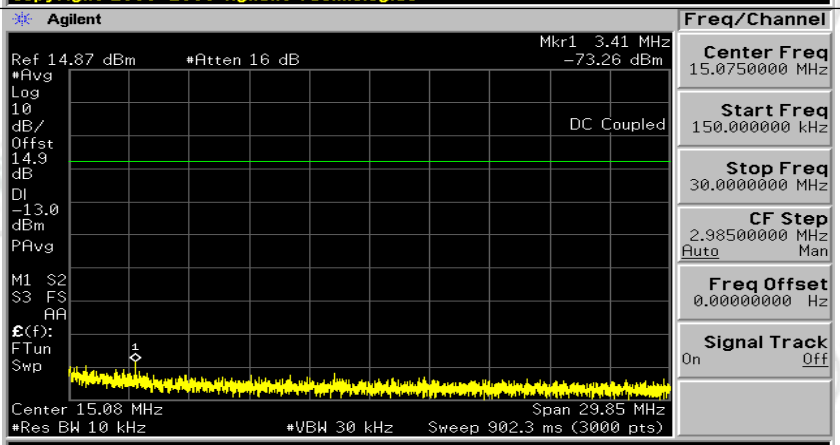

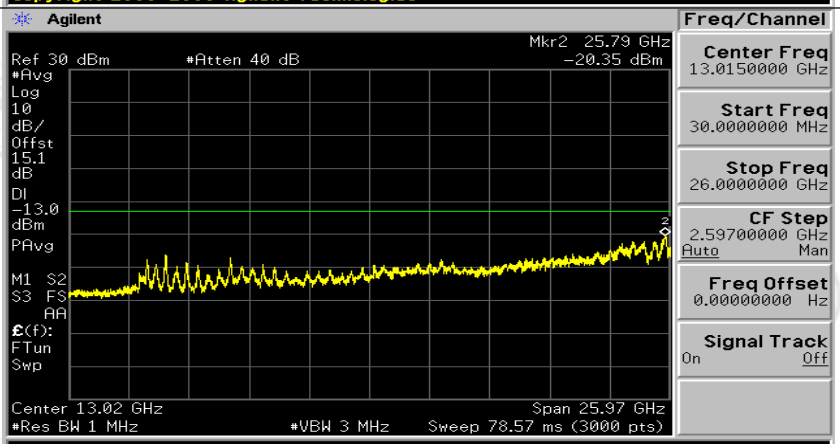

Channel Bandwidth: 10 MHz_MCH_QPSK_25RB#12

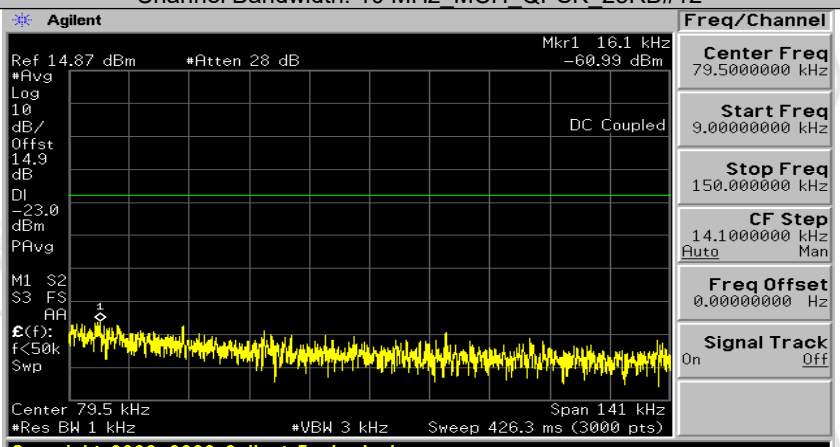

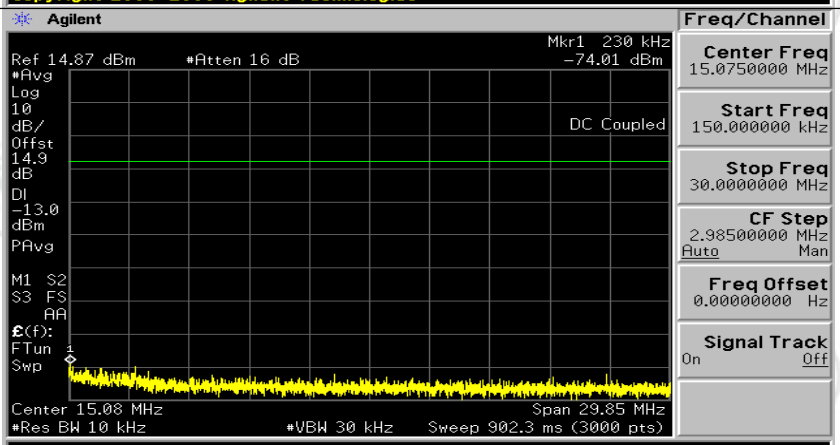

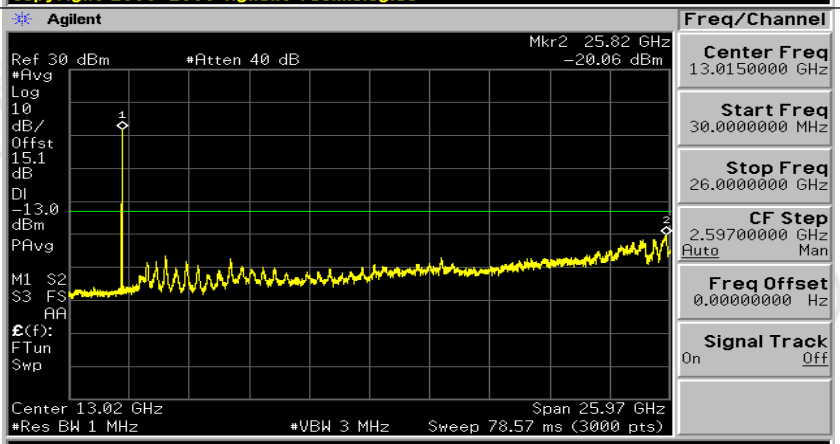

Channel Bandwidth: 10 MHz_MCH_QPSK_25RB#25

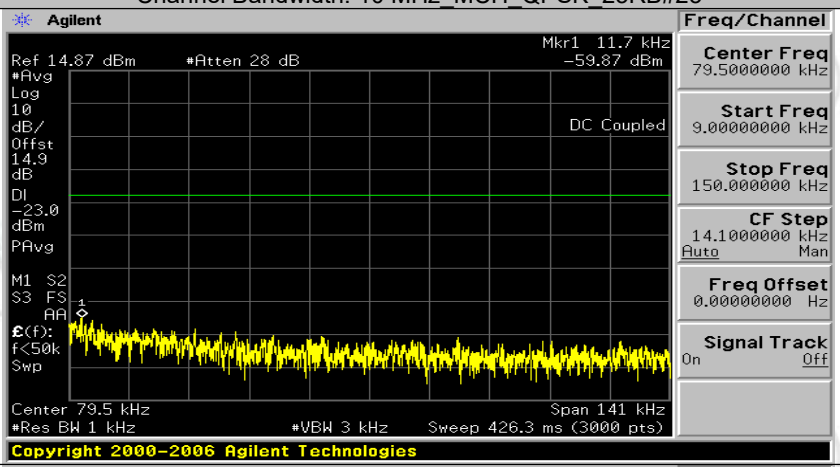

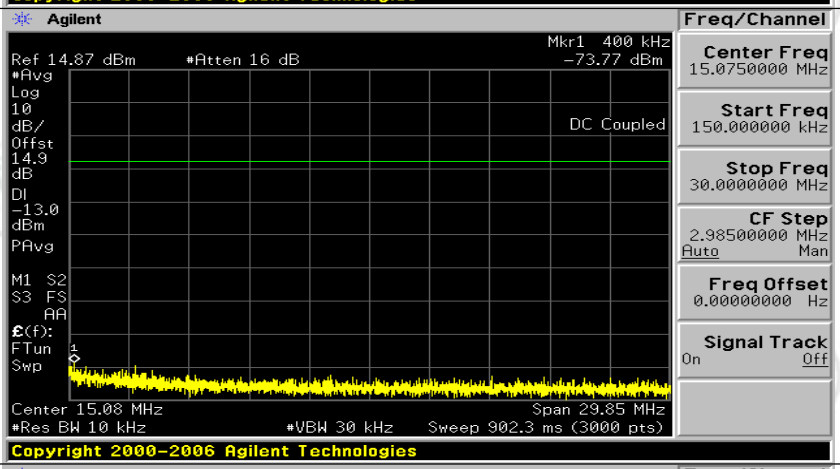

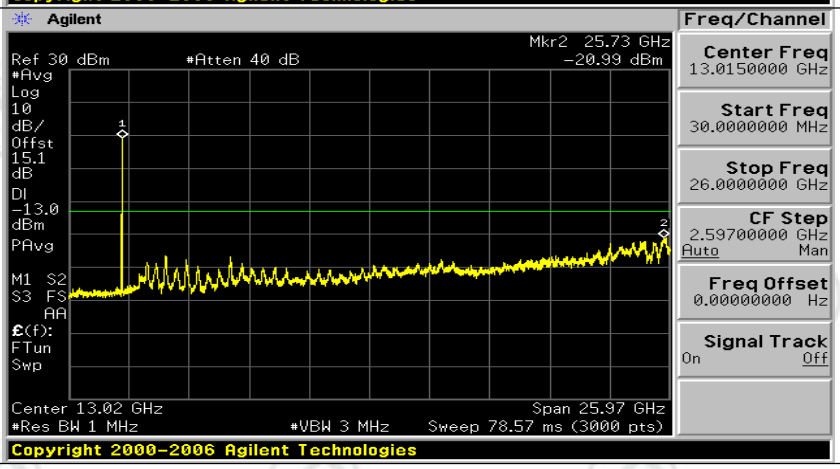

Channel Bandwidth: 10 MHz_MCH_QPSK_50RB#0

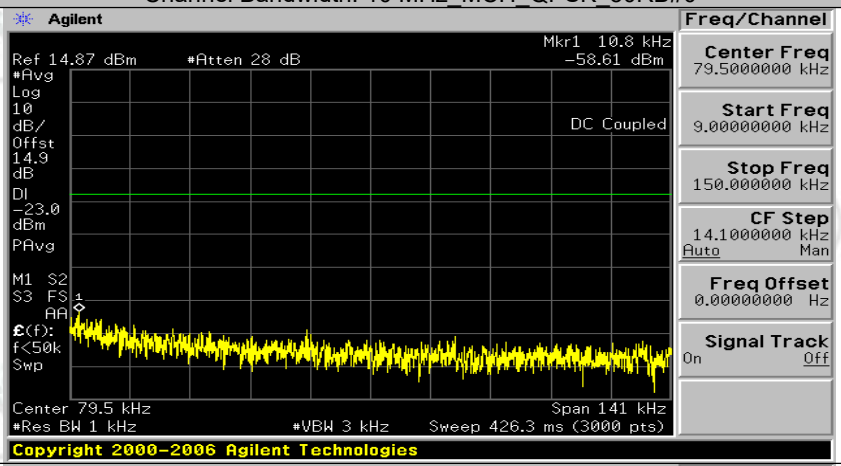

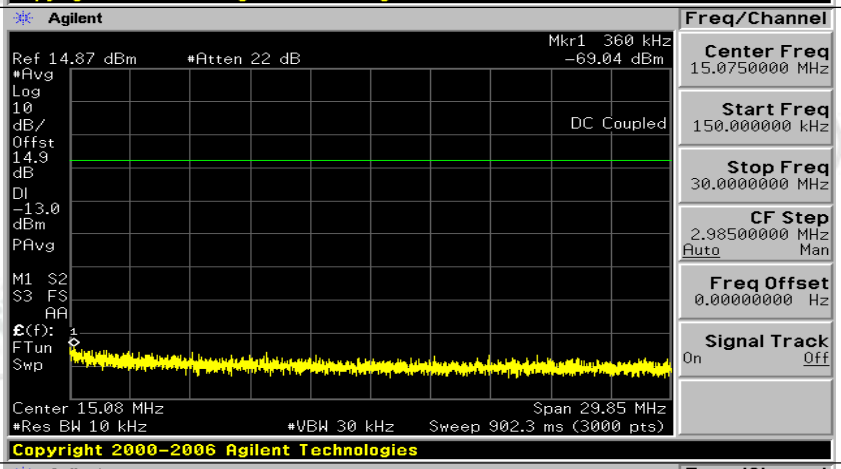

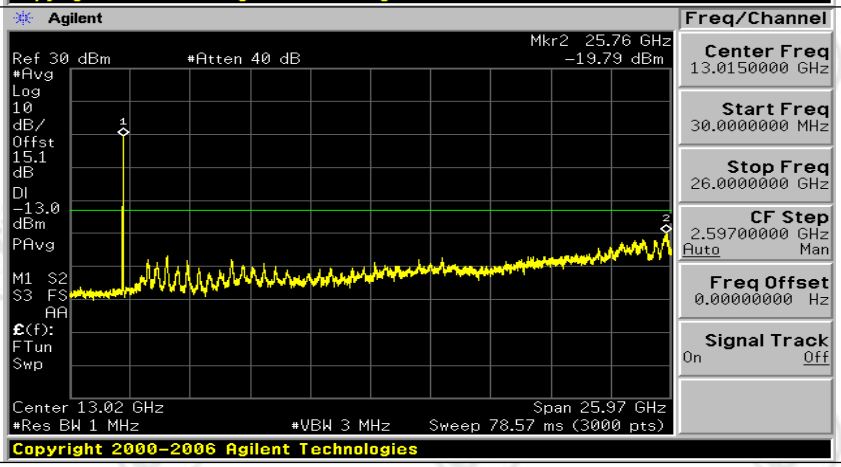

Channel Bandwidth: 10 MHz_MCH_16QAM_1RB#0

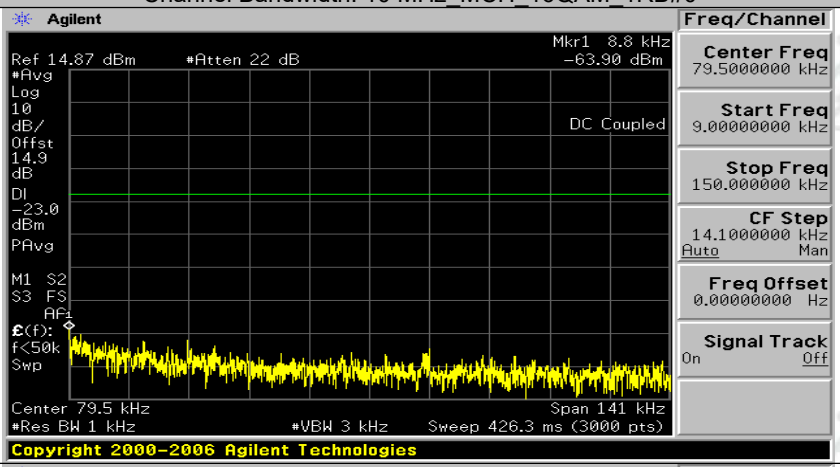

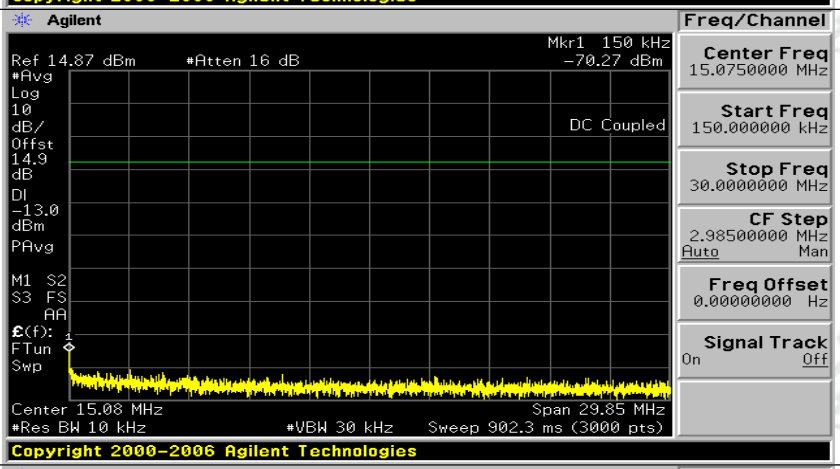

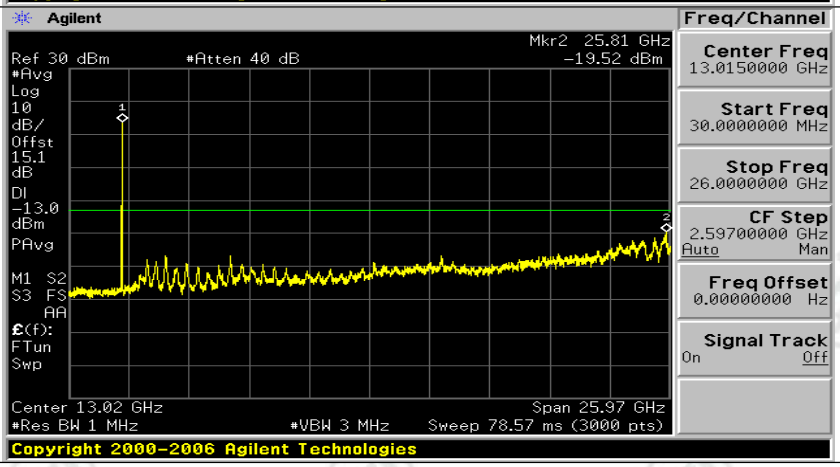

Channel Bandwidth: 10 MHz_MCH_16QAM_1RB#24

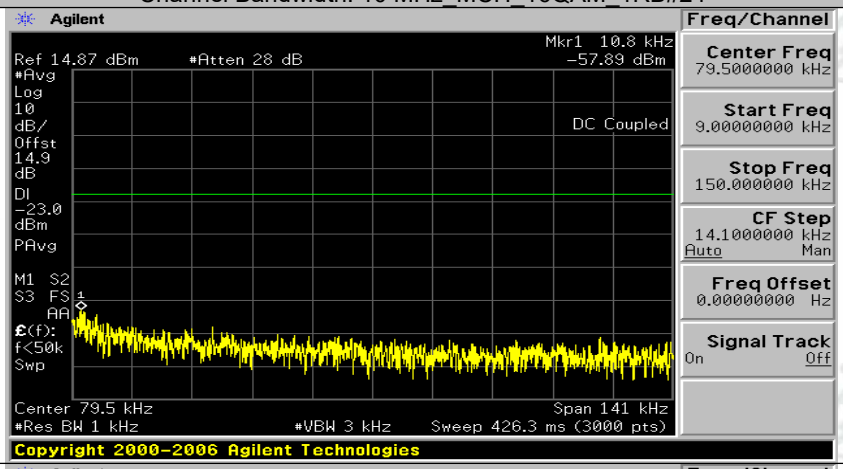

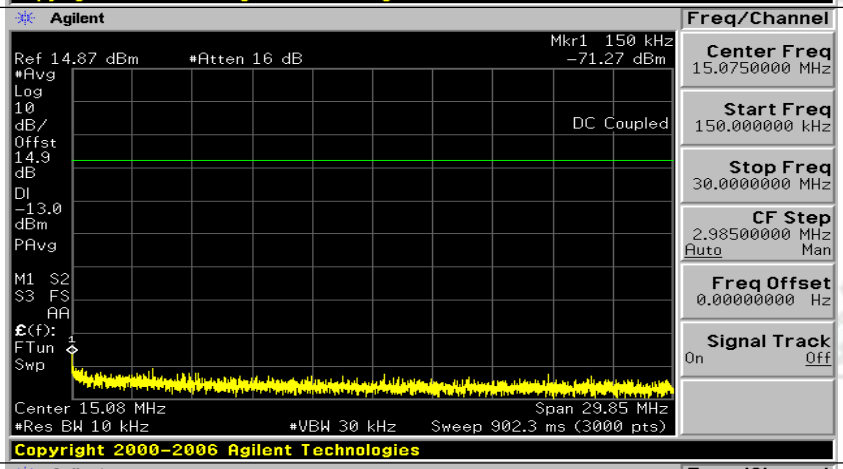

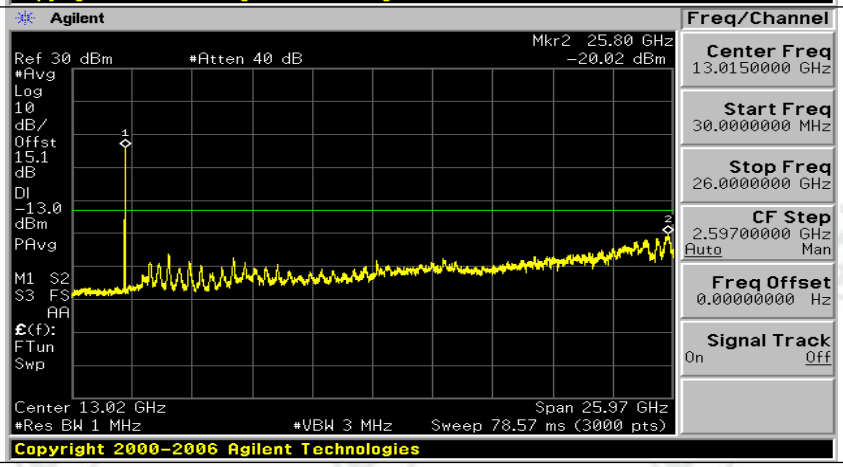

Channel Bandwidth: 10 MHz_MCH_16QAM_1RB#49

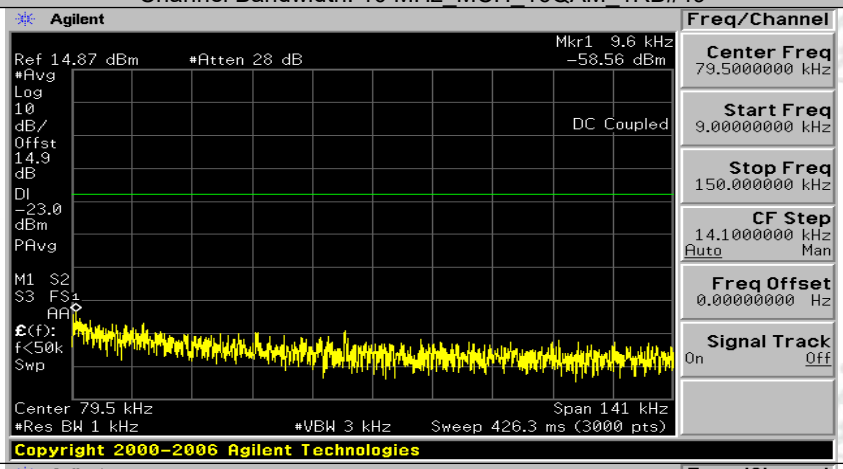

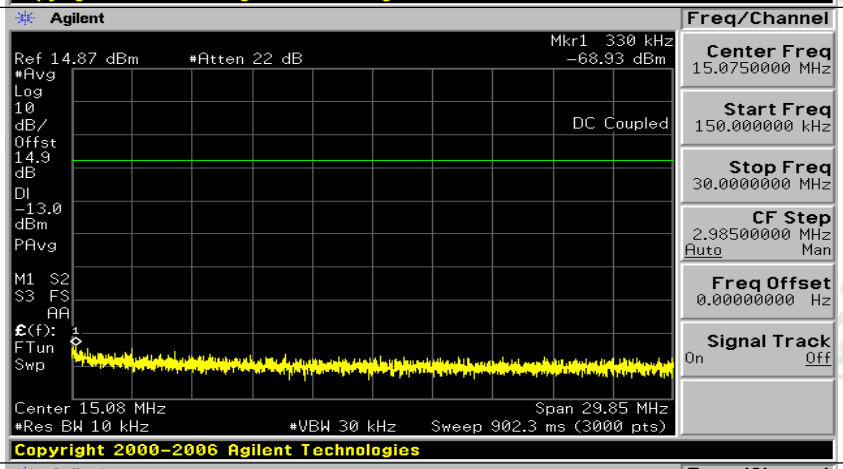

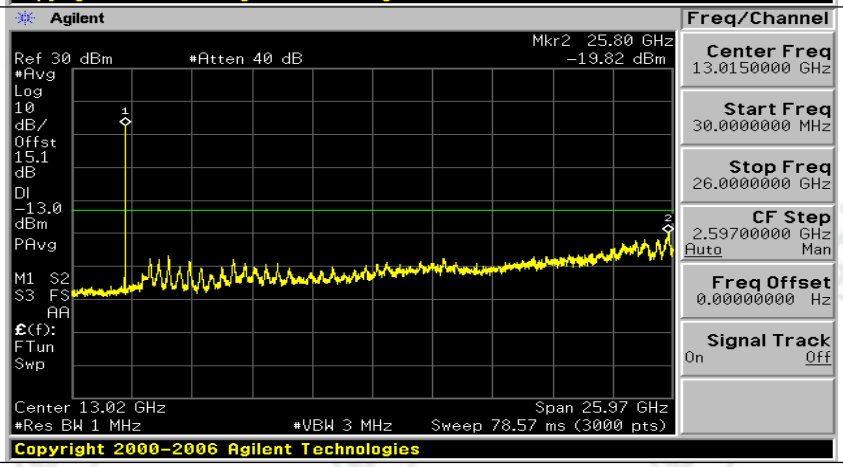

Channel Bandwidth: 10 MHz_MCH_16QAM_25RB#0

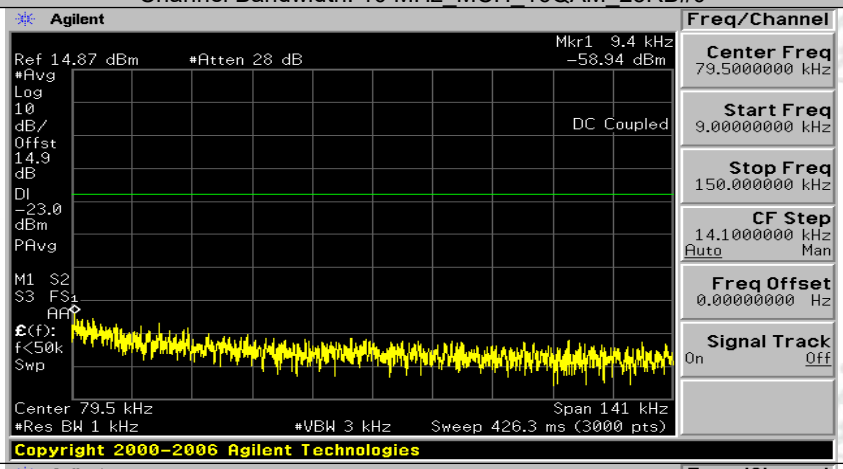

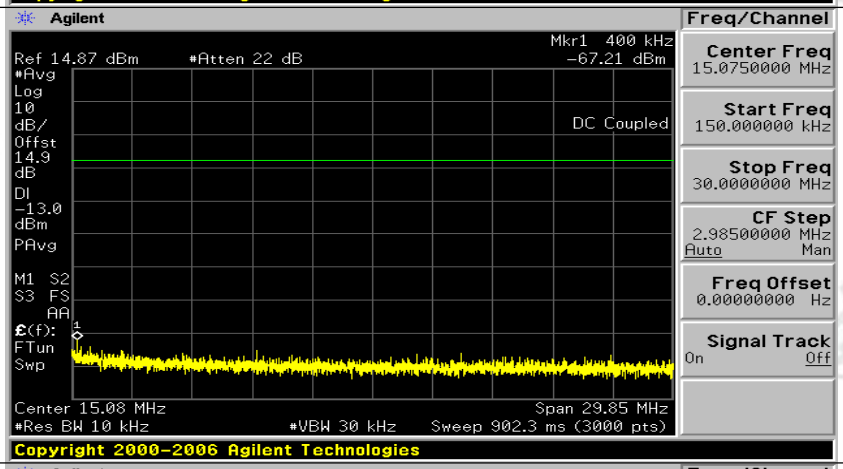

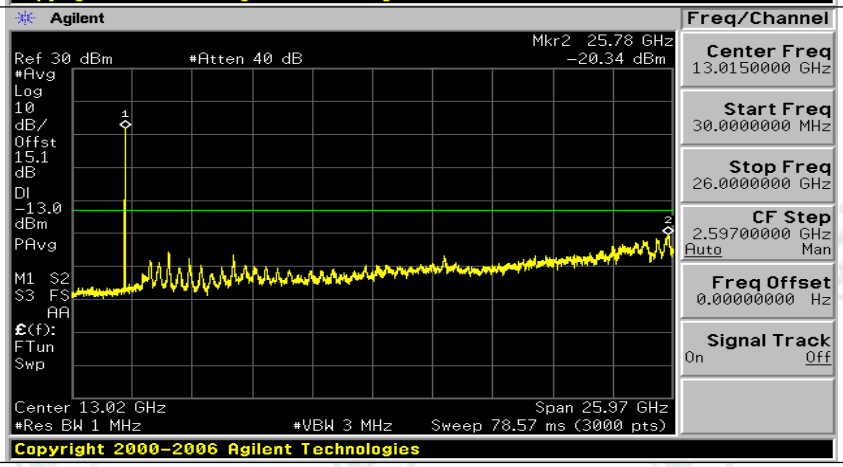

Channel Bandwidth: 10 MHz_MCH_16QAM_25RB#12

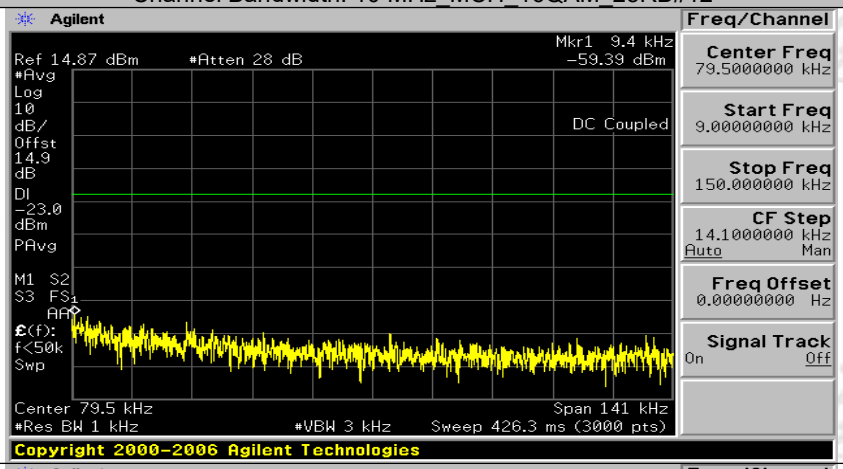

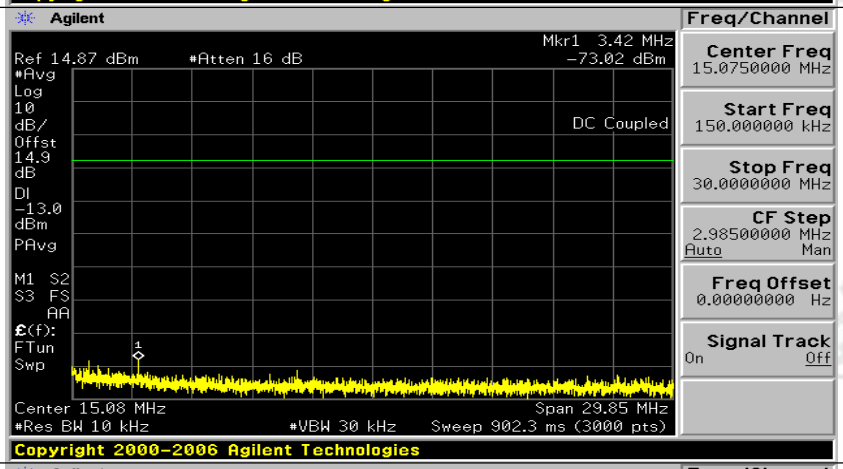

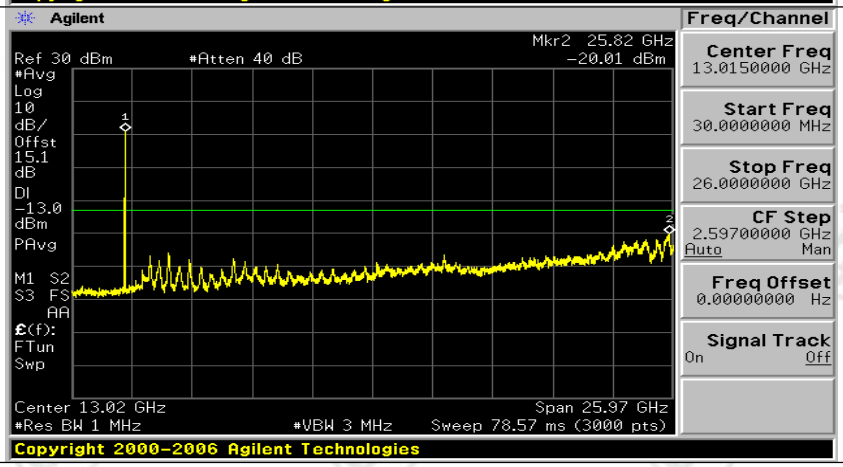

Channel Bandwidth: 10 MHz_MCH_16QAM_25RB#25

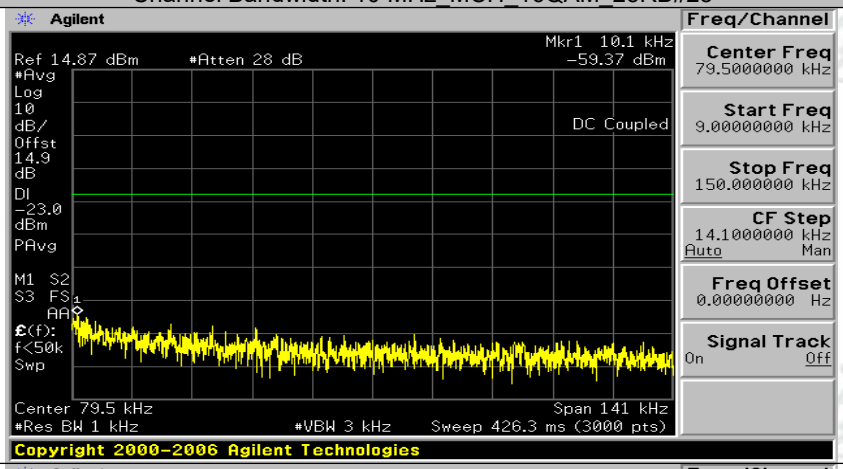

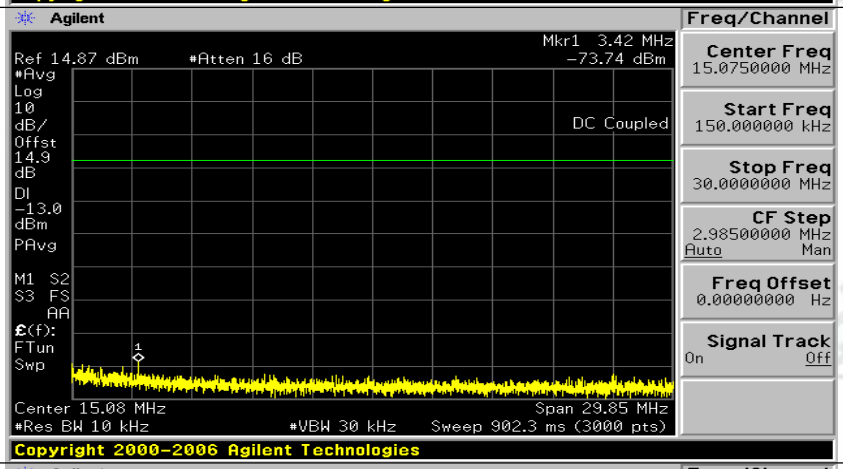

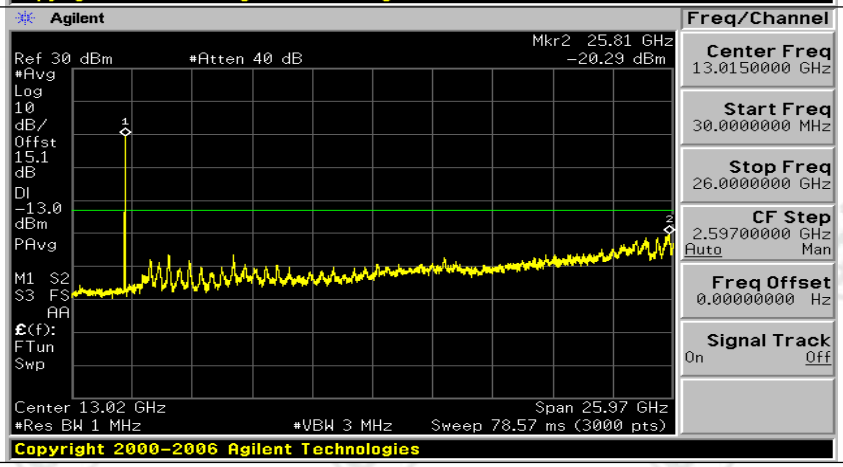

Channel Bandwidth: 10 MHz_MCH_16QAM_50RB#0

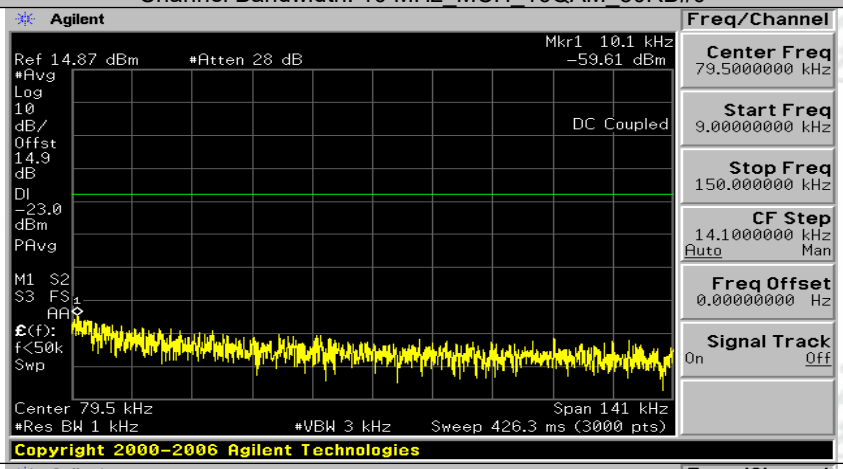

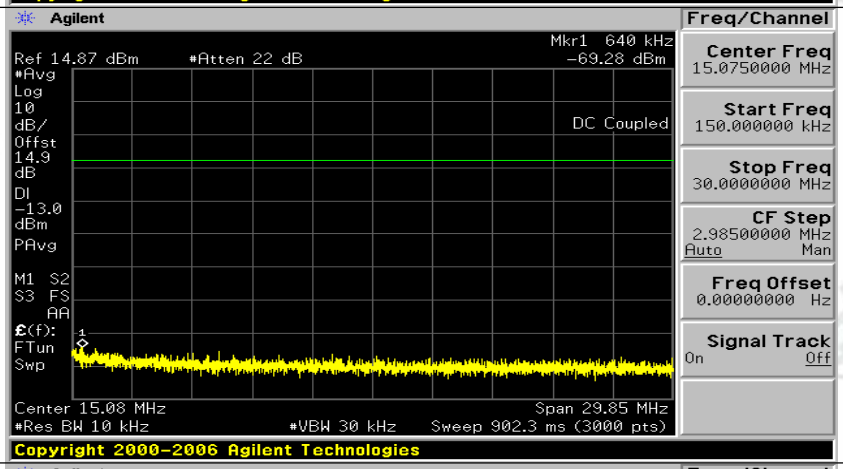

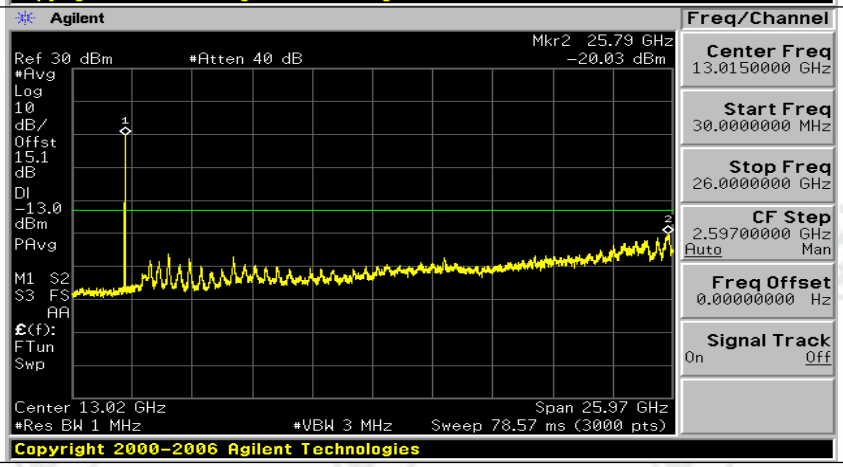

(2350 - 2360MHz)

Channel Bandwidth: 5 MHz

(Channel Bandwidth: 5 MHz)_LCH_QPSK_1RB#0

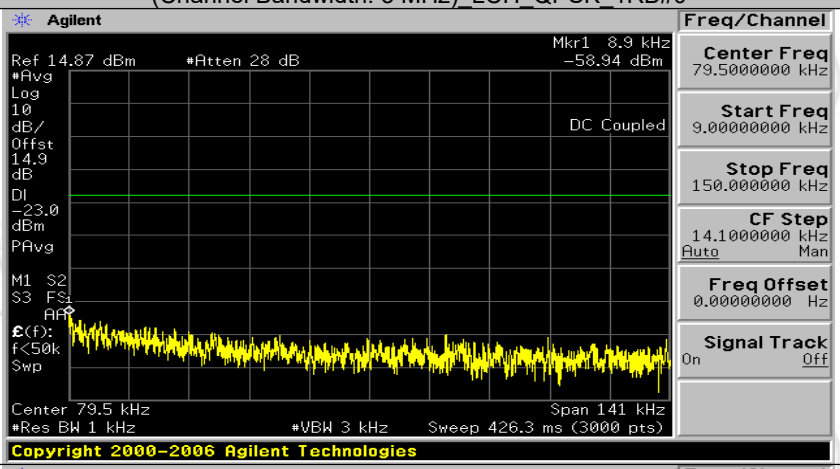

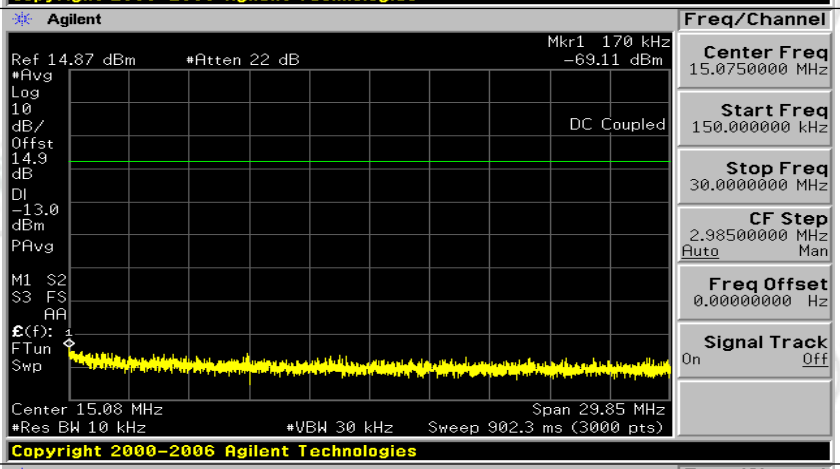

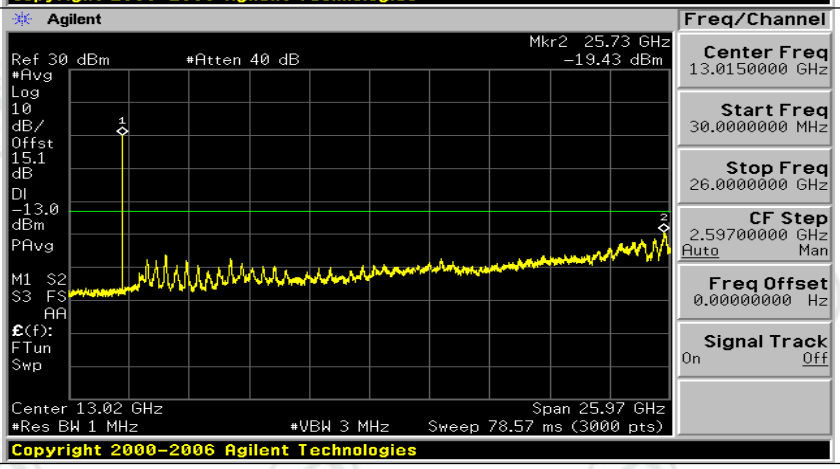

(Channel Bandwidth: 5 MHz)_LCH_QPSK_1RB#12

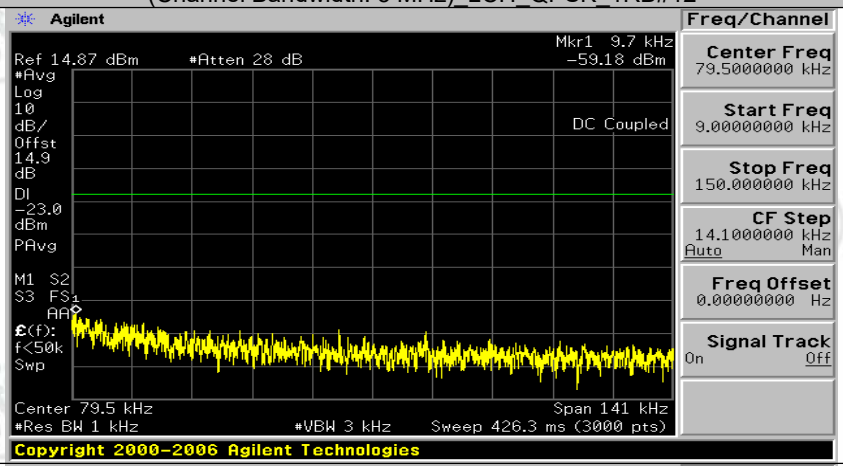

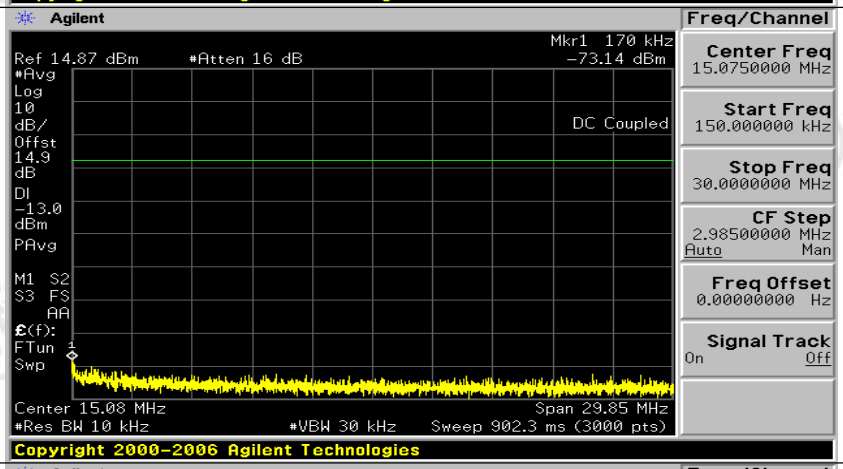

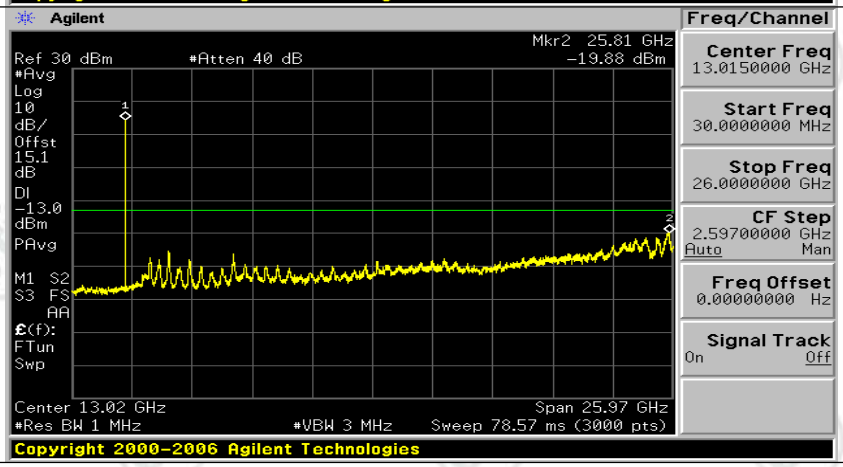

(Channel Bandwidth: 5 MHz)_LCH_QPSK_1RB#24

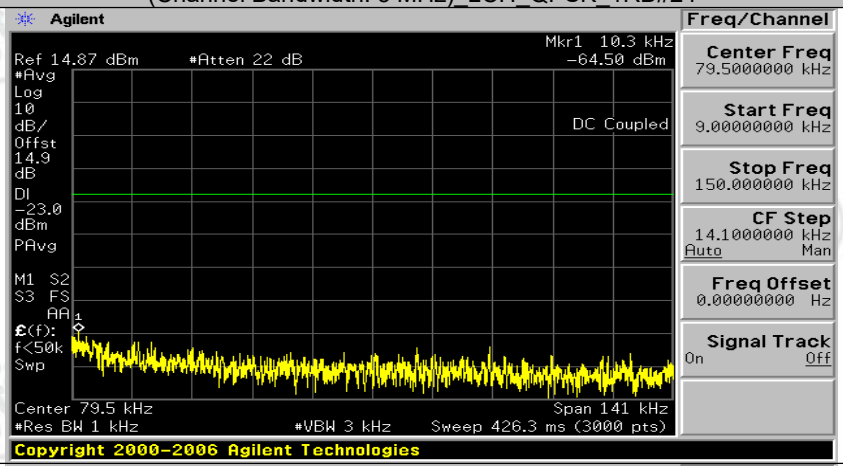

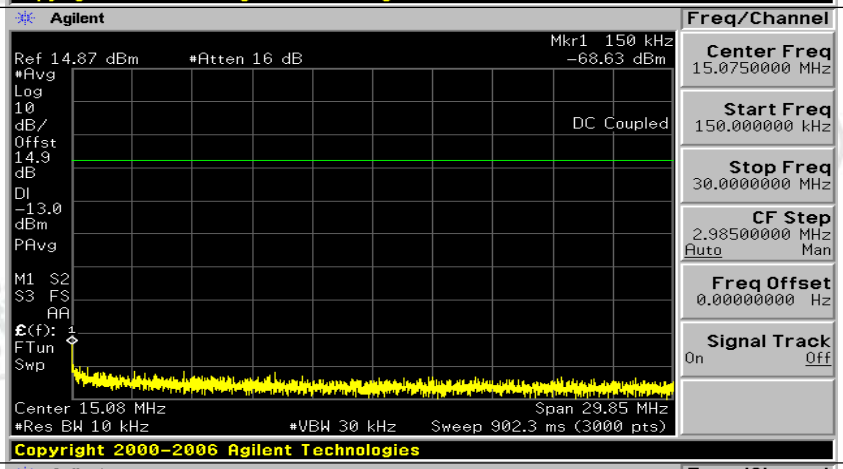

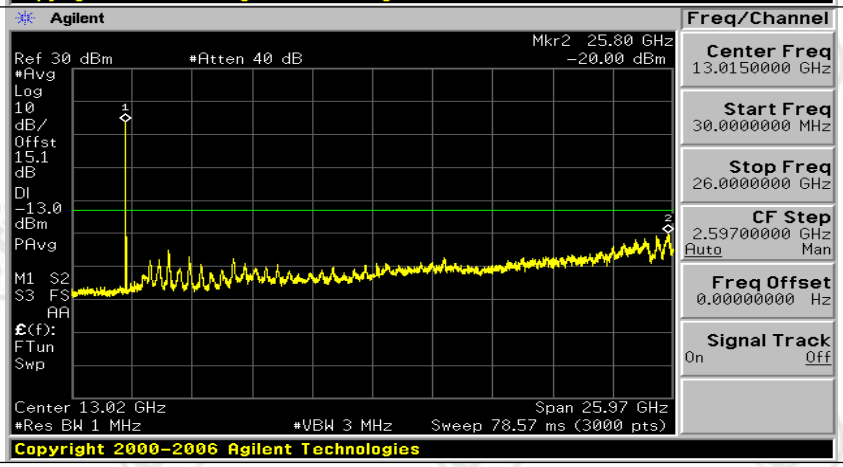

(Channel Bandwidth: 5 MHz)_LCH_QPSK_12RB#0

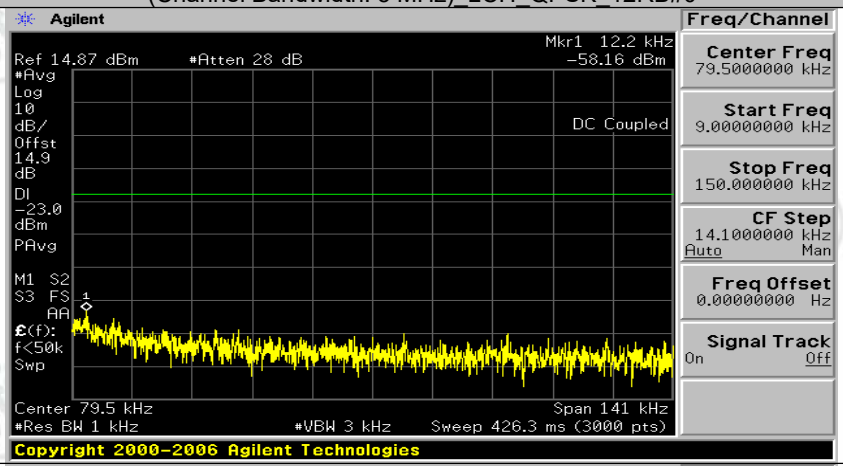

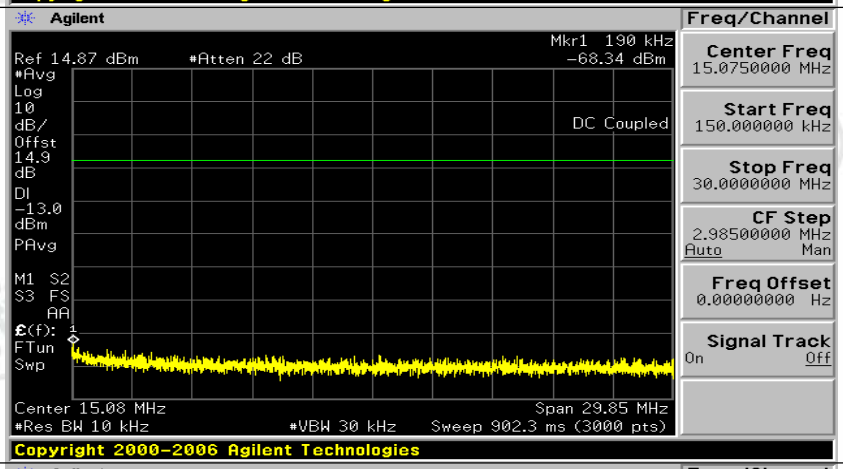

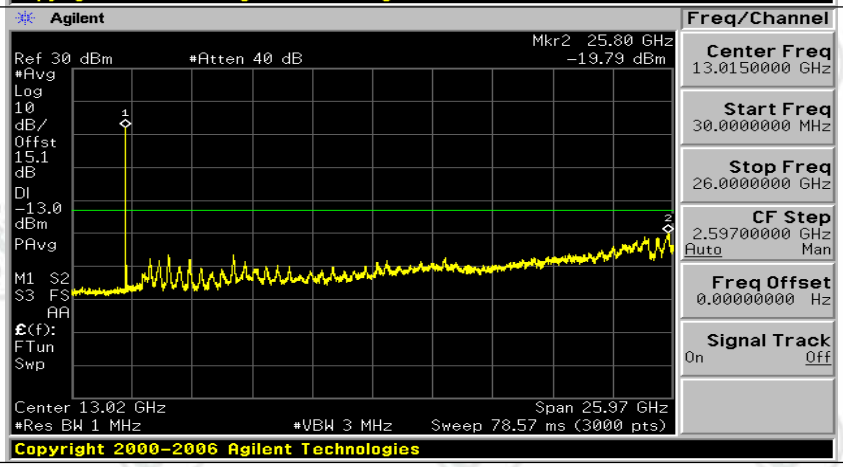

(Channel Bandwidth: 5 MHz)_LCH_QPSK_12RB#6

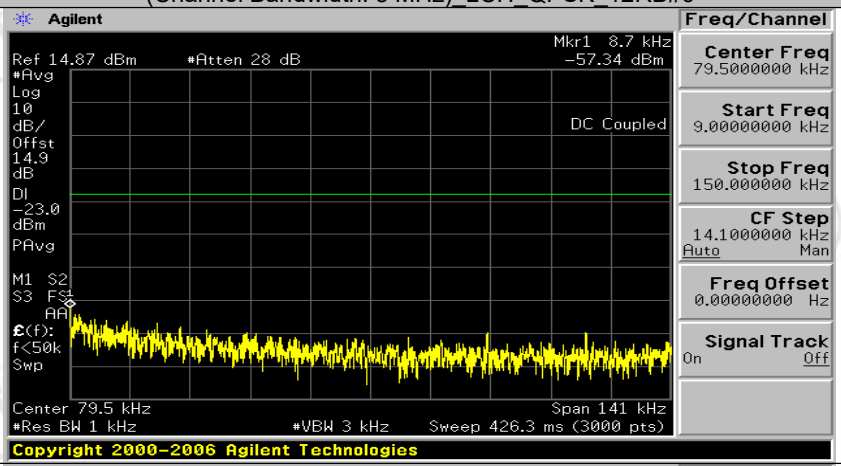

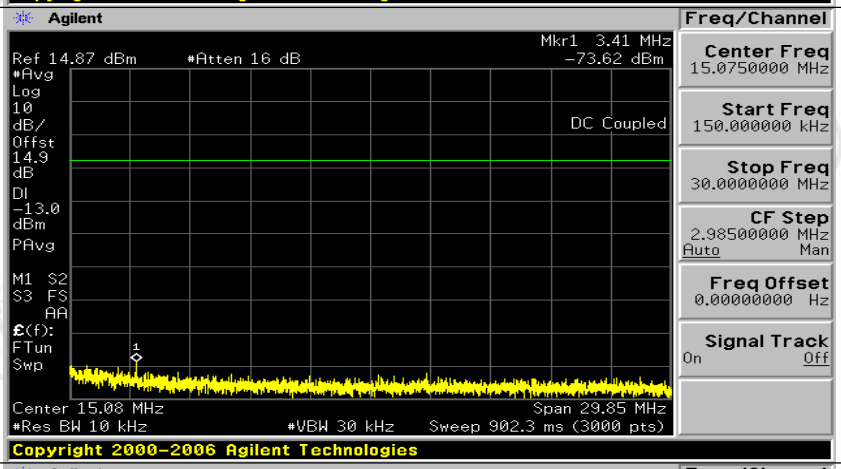

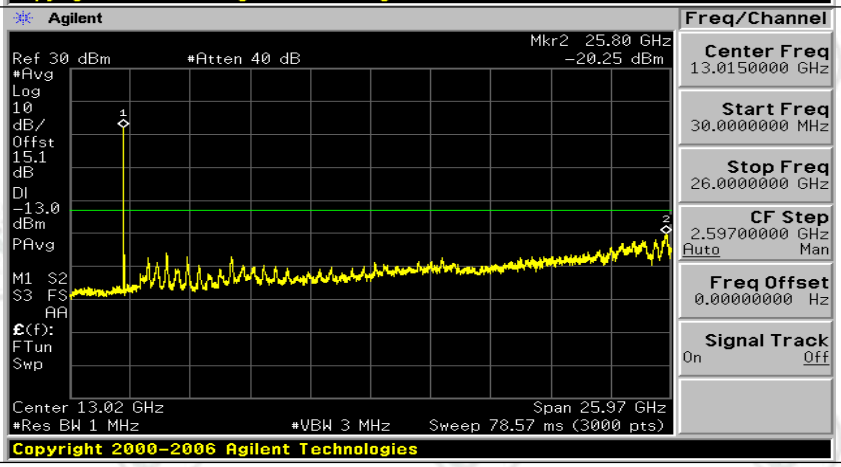

(Channel Bandwidth: 5 MHz)_LCH_QPSK_12RB#13

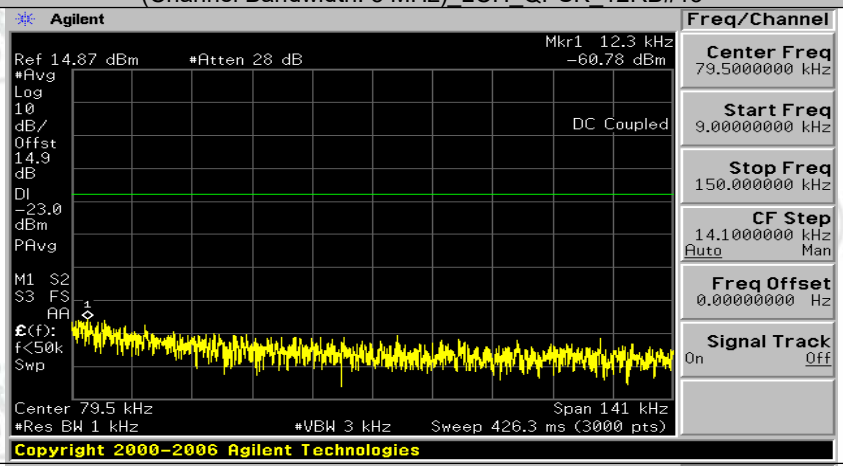

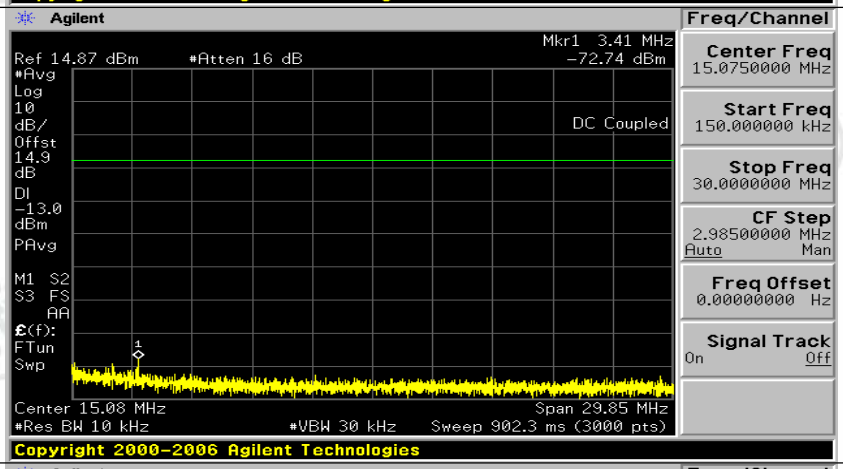

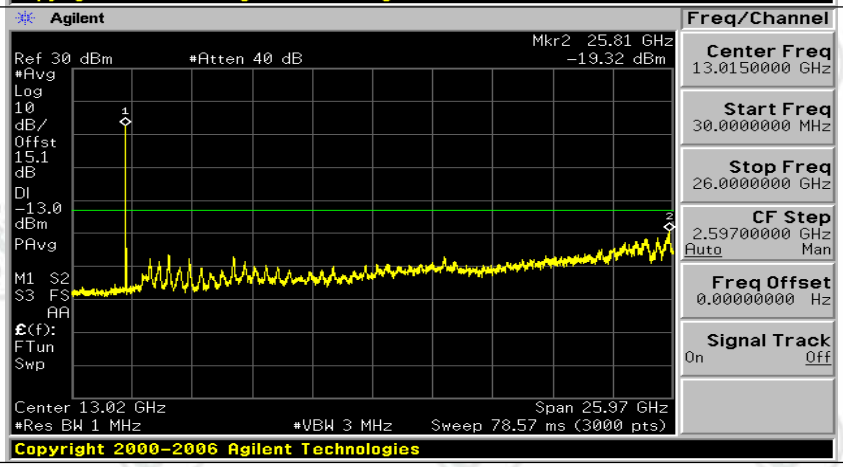

(Channel Bandwidth: 5 MHz)_LCH_QPSK_25RB#0

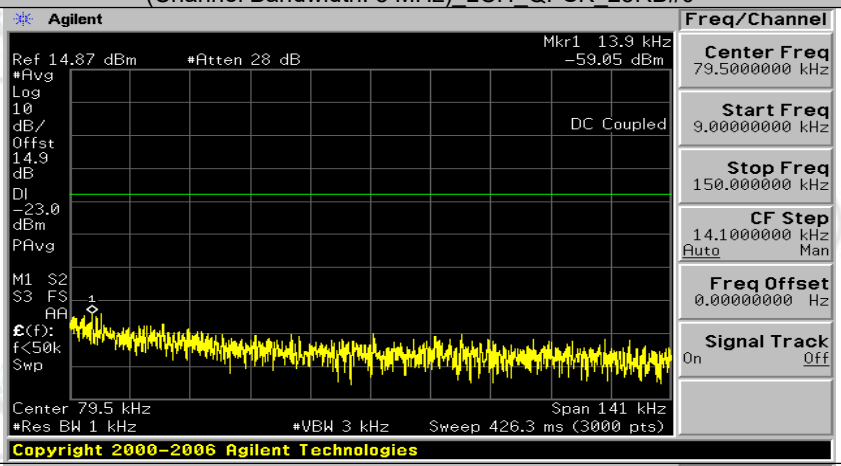

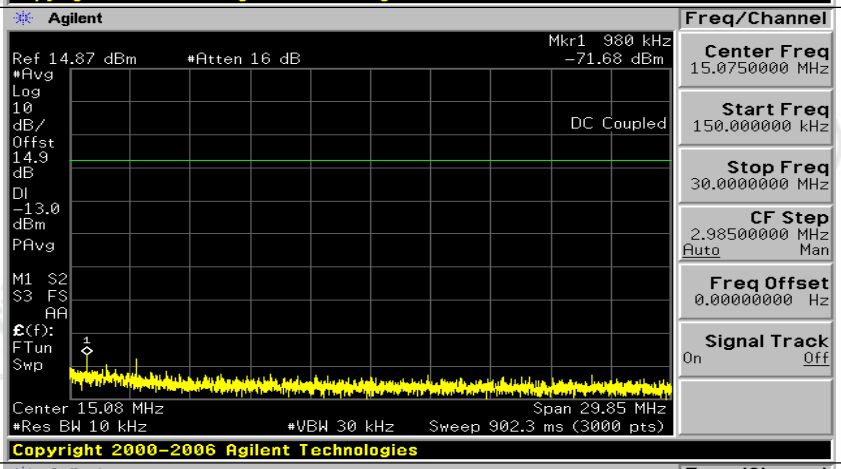

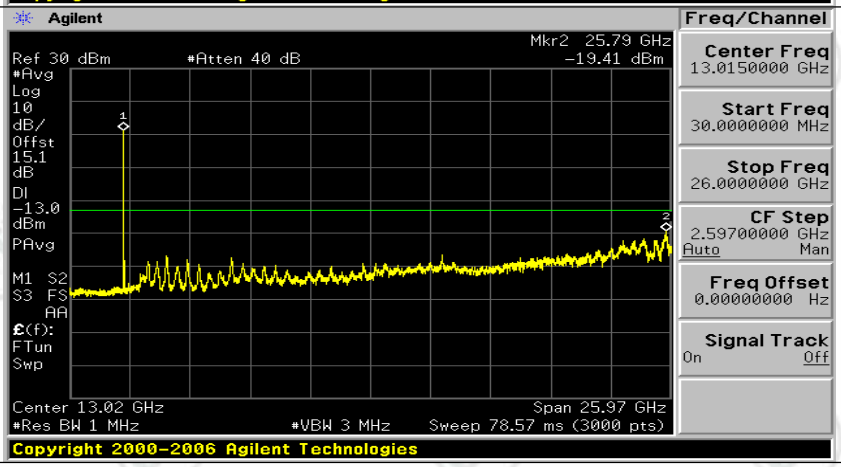

(Channel Bandwidth: 5 MHz)_MCH_QPSK_1RB#0

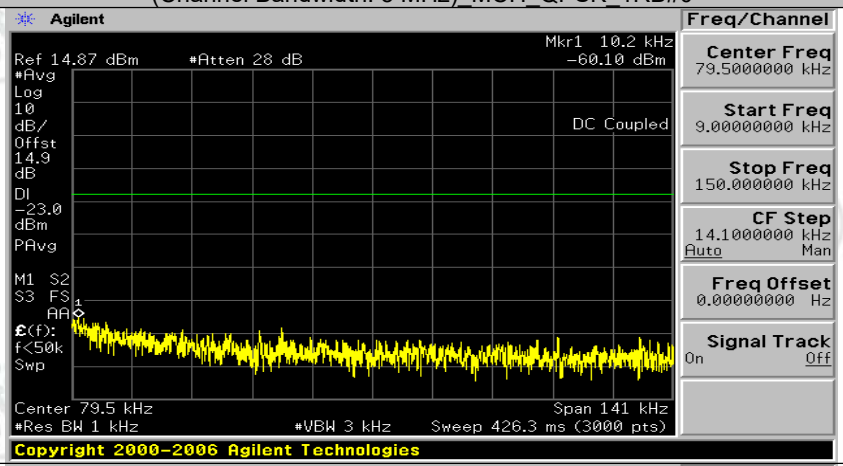

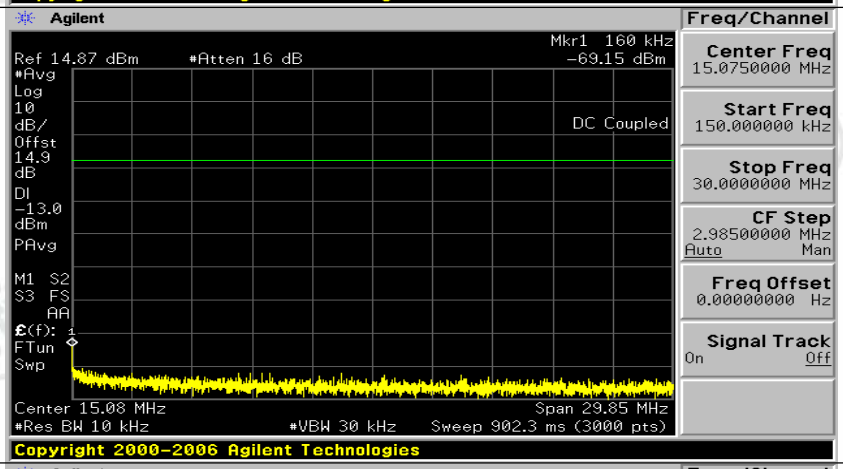

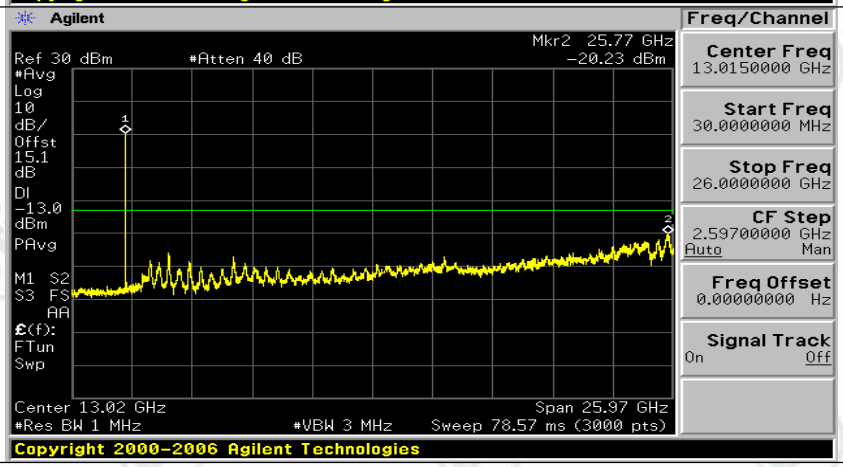

(Channel Bandwidth: 5 MHz)_MCH_QPSK_1RB#12

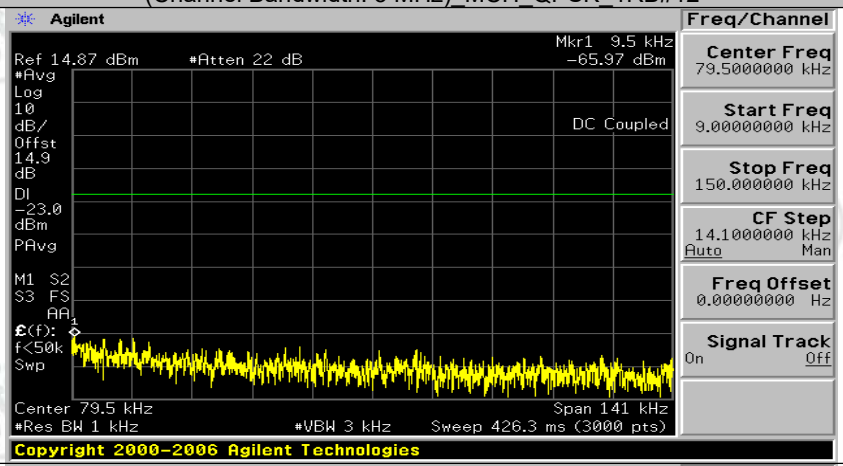

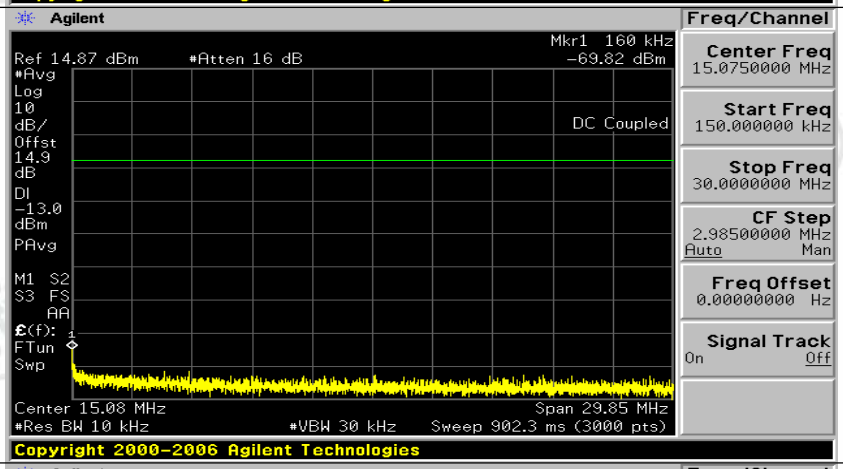

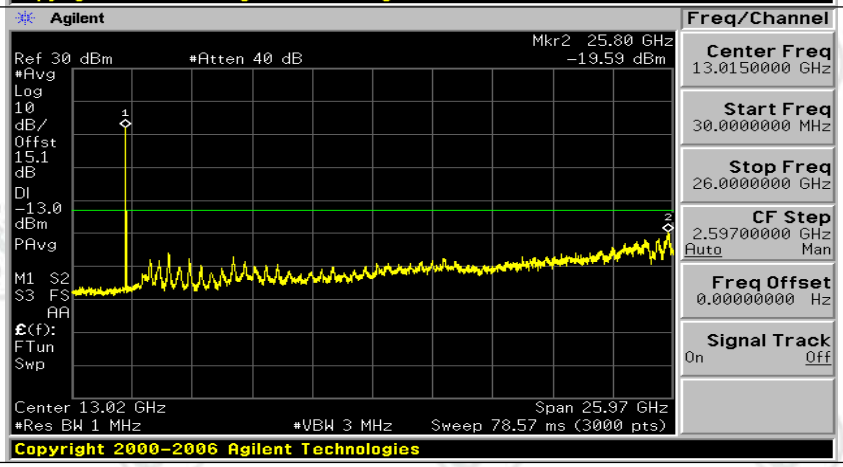

(Channel Bandwidth: 5 MHz)_MCH_QPSK_1RB#24

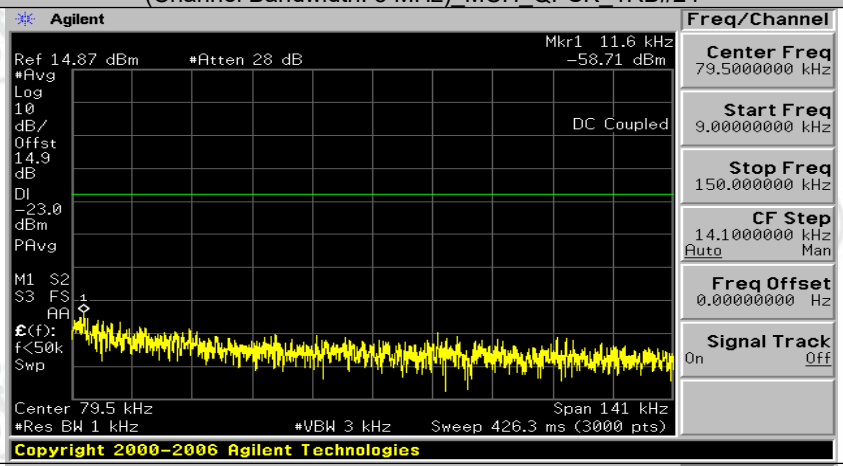

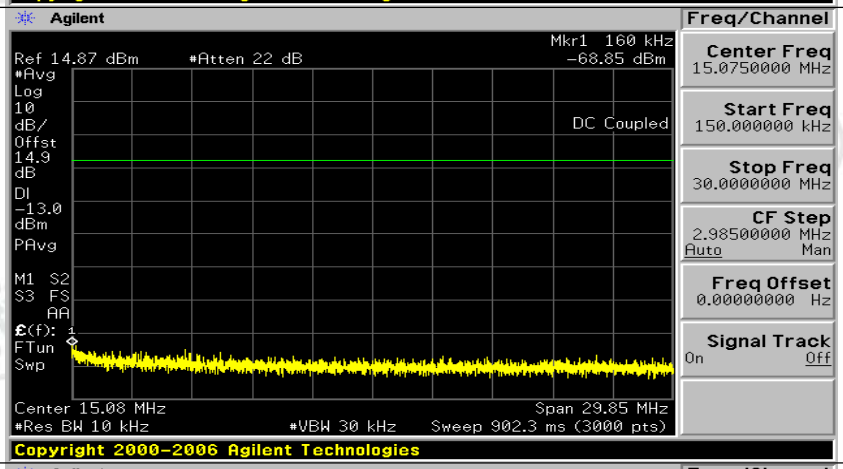

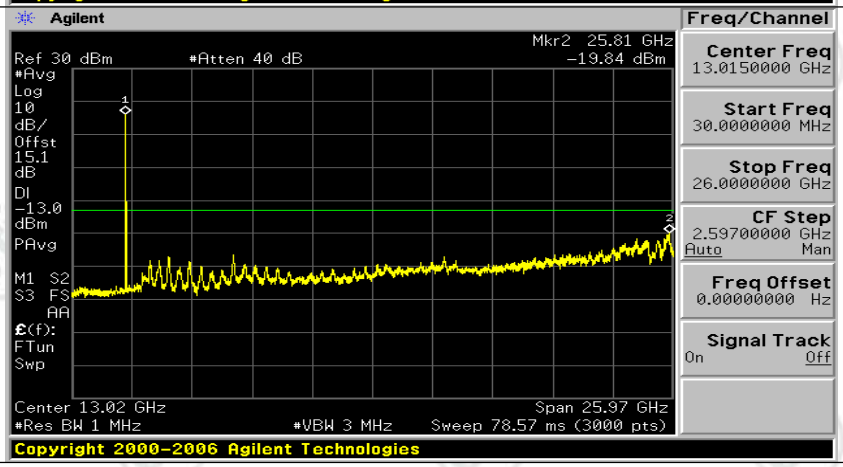

(Channel Bandwidth: 5 MHz)_MCH_QPSK_12RB#0

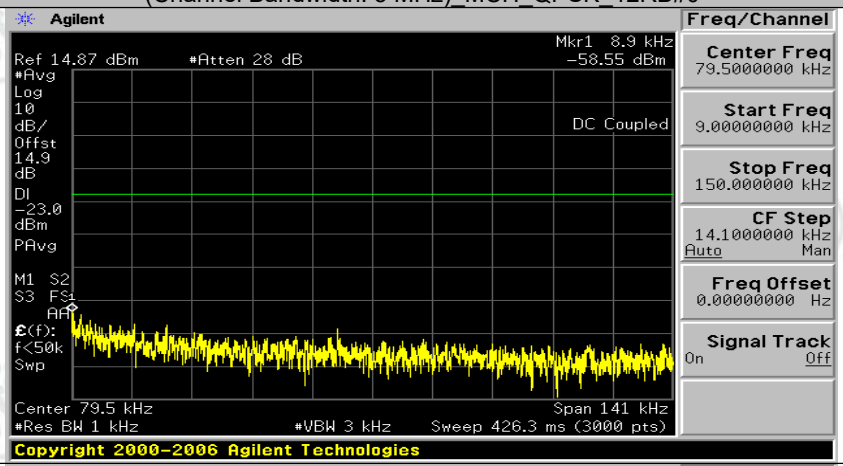

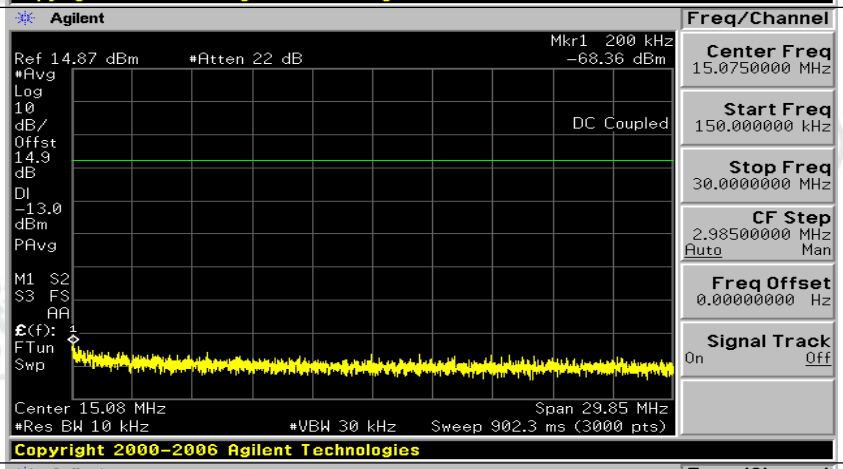

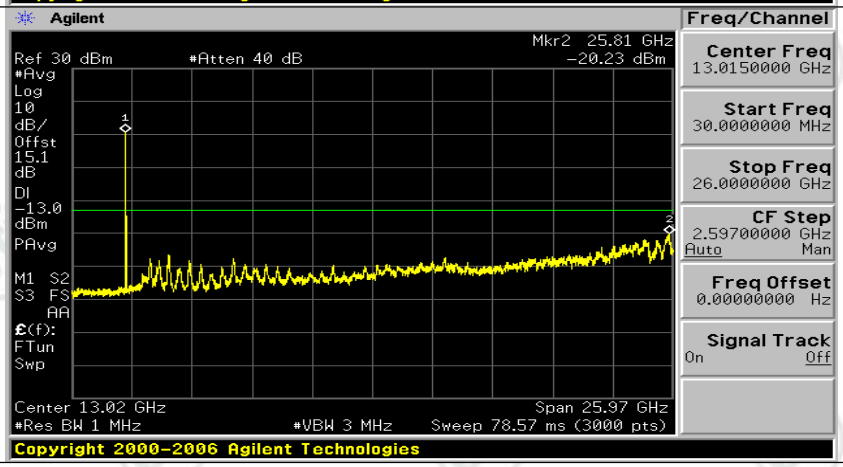

(Channel Bandwidth: 5 MHz)_MCH_QPSK_12RB#6

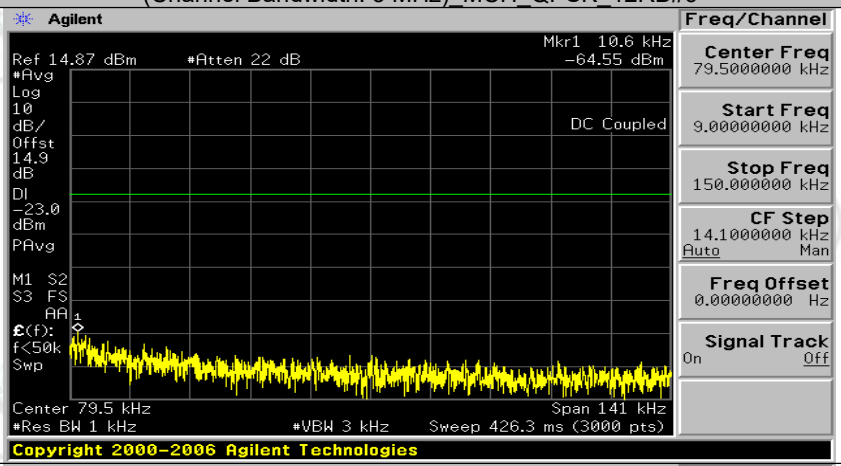

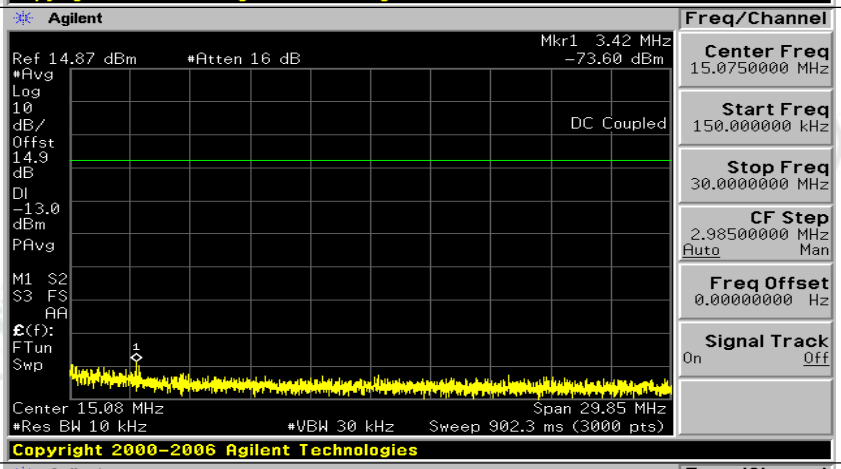

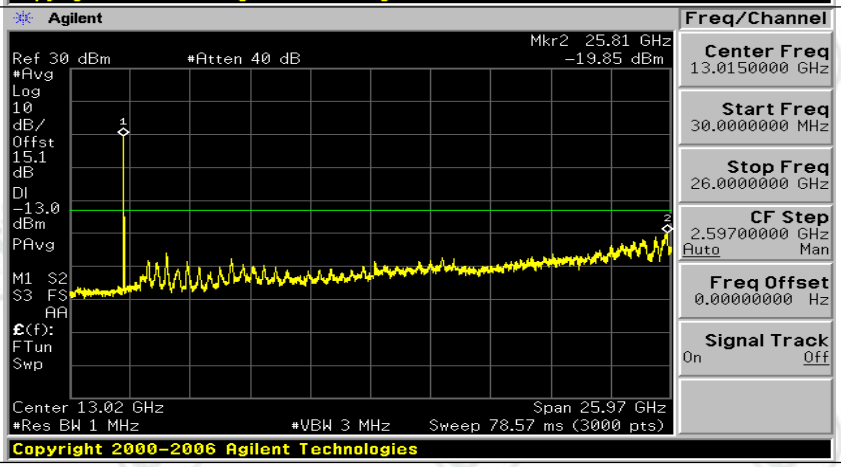

(Channel Bandwidth: 5 MHz)_MCH_QPSK_12RB#13

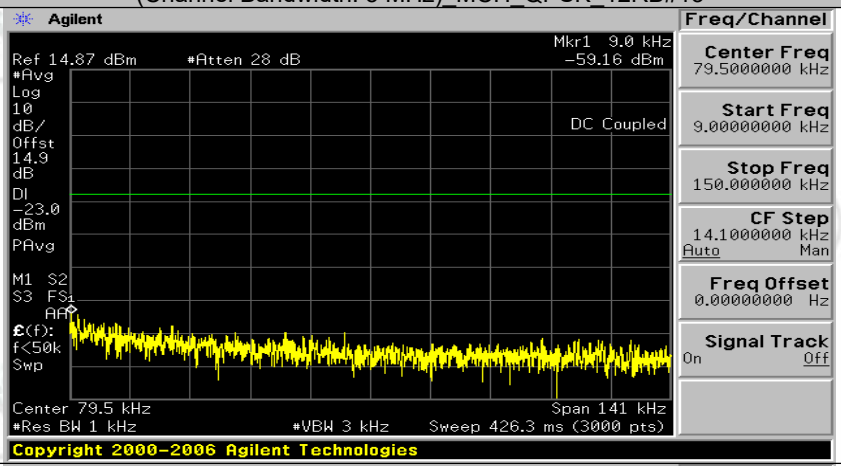

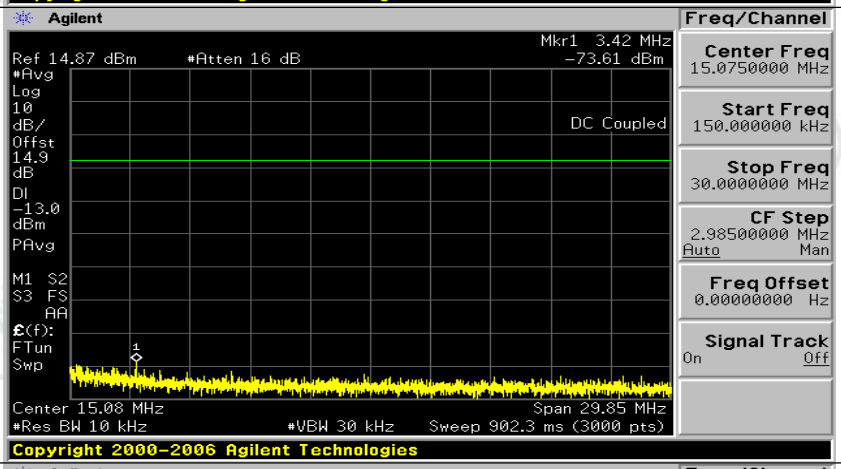

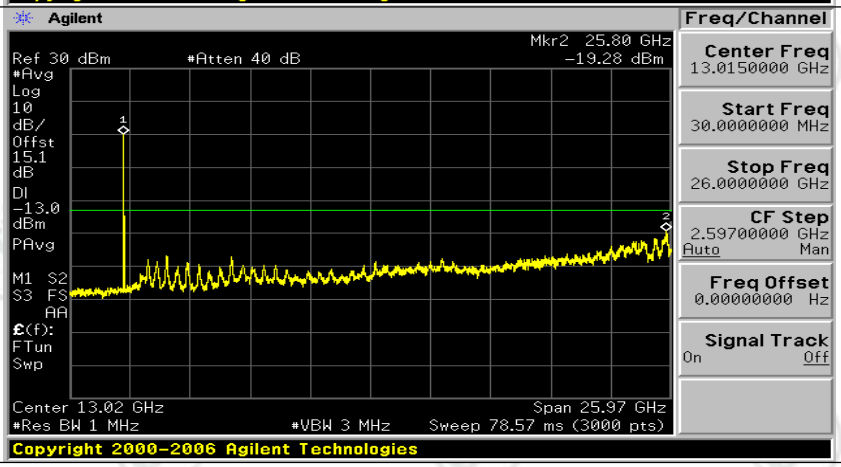

(Channel Bandwidth: 5 MHz)_MCH_QPSK_25RB#0

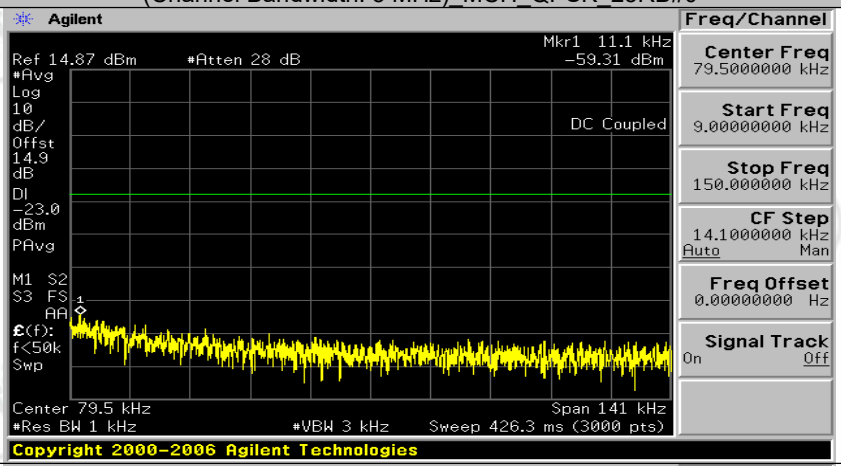

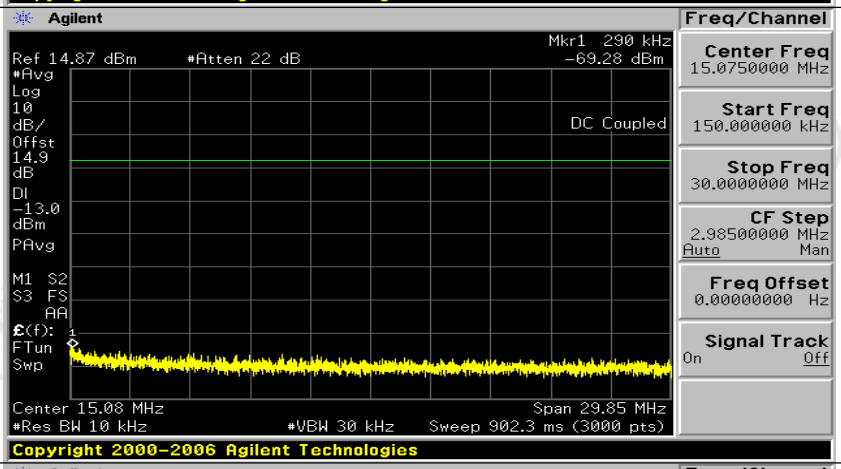

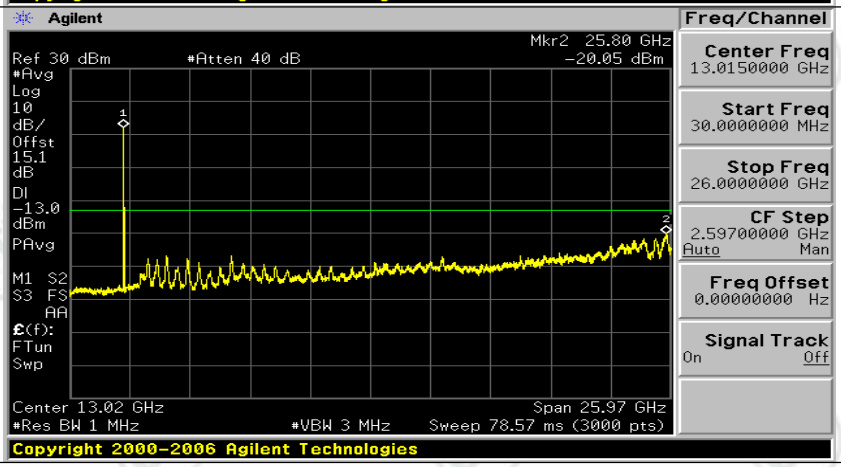

(Channel Bandwidth: 5 MHz)_HCH_QPSK_1RB#0

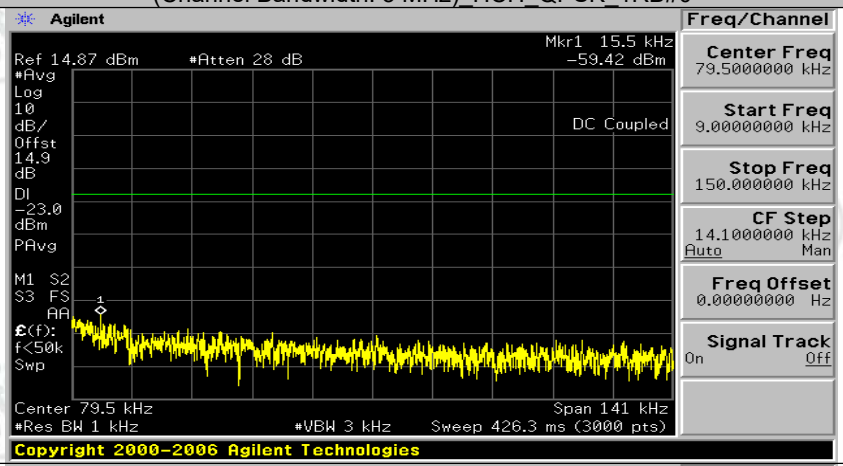

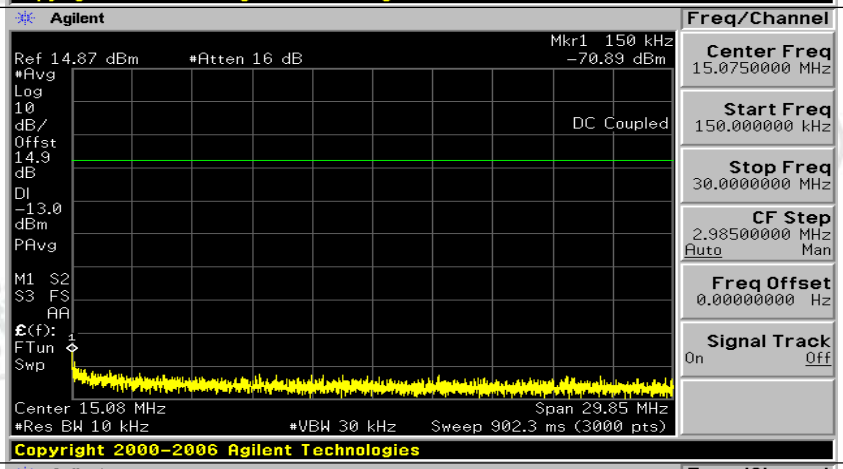

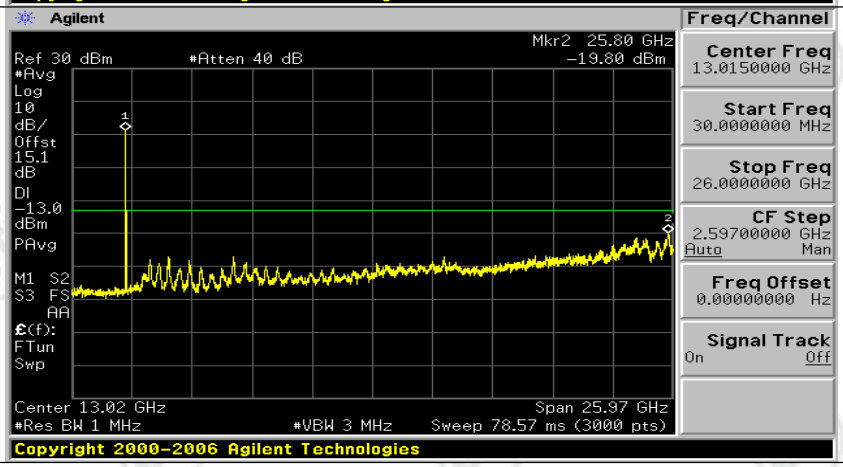

(Channel Bandwidth: 5 MHz)_HCH_QPSK_1RB#12

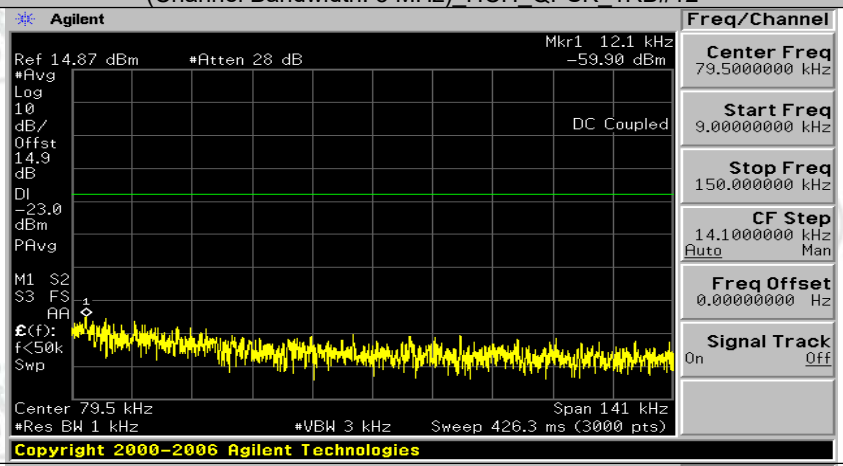

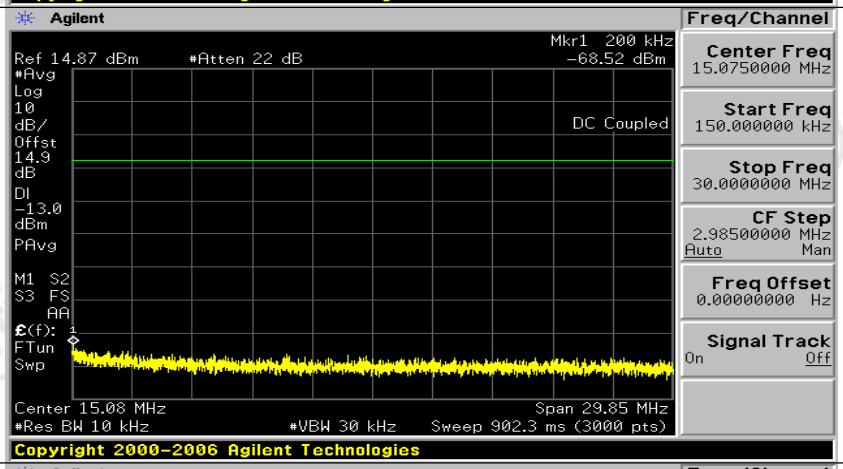

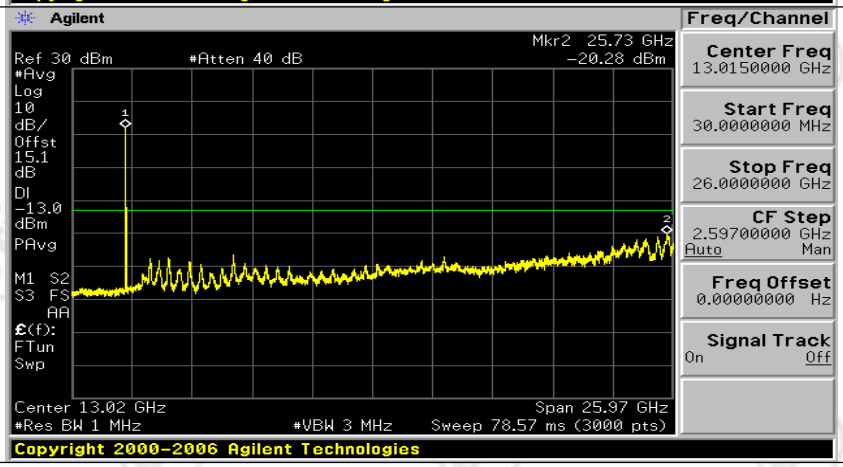

(Channel Bandwidth: 5 MHz)_HCH_QPSK_1RB#24

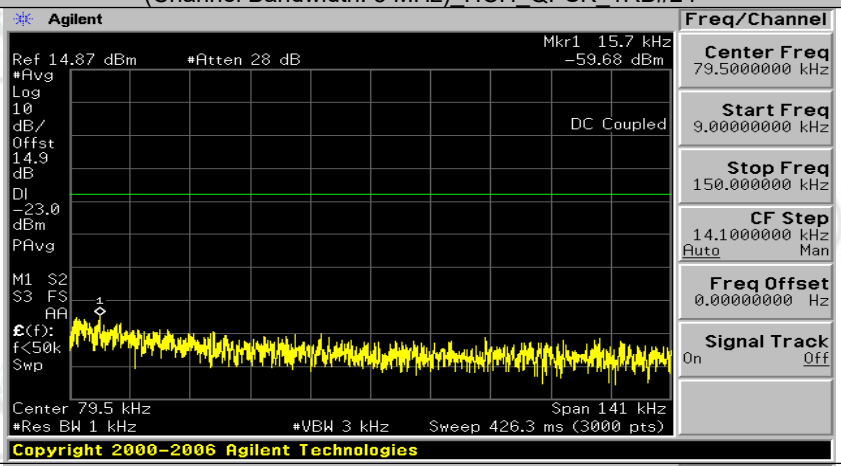

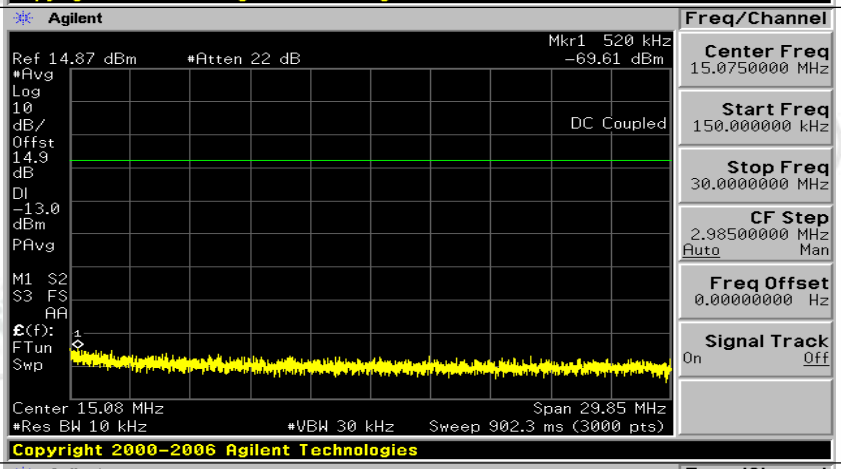

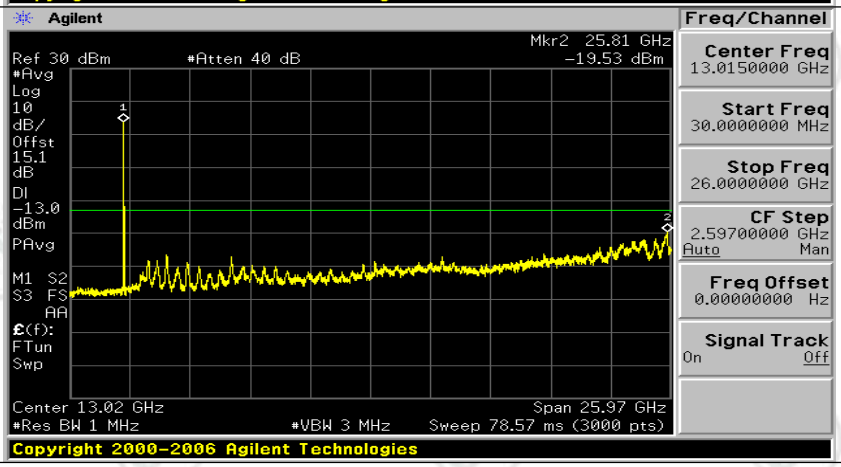

(Channel Bandwidth: 5 MHz)_HCH_QPSK_12RB#0

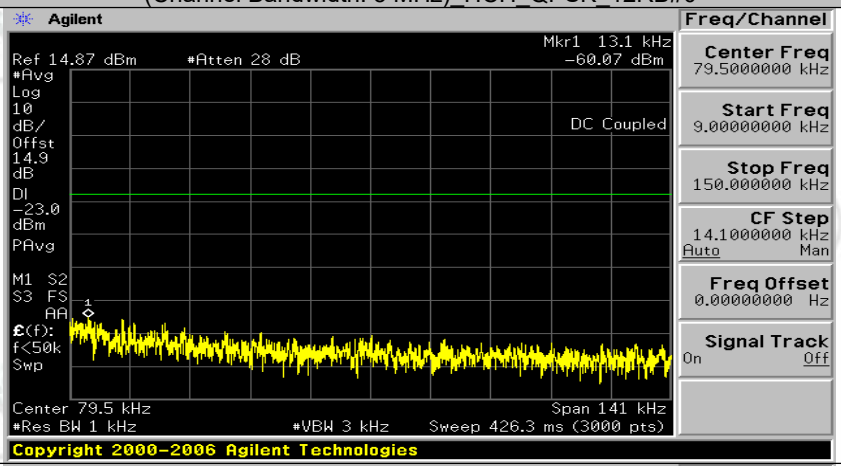

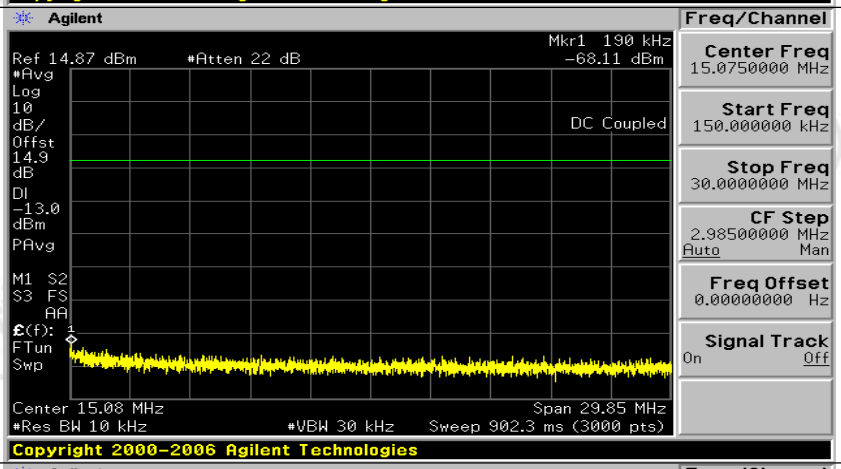

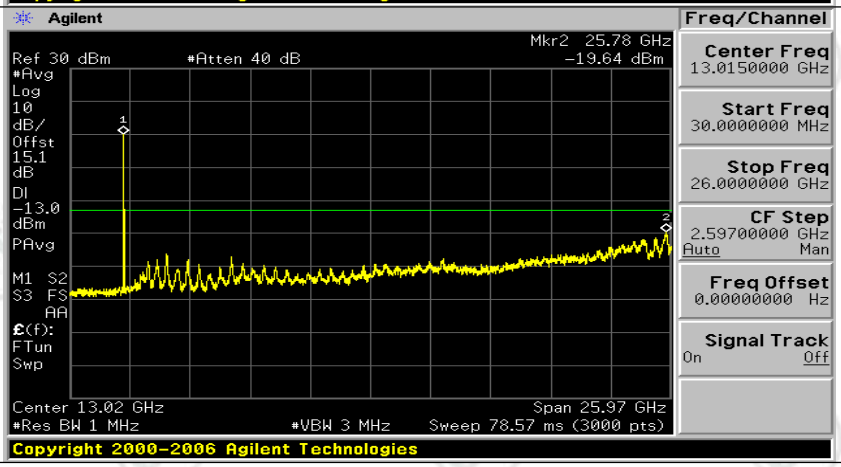

(Channel Bandwidth: 5 MHz)_HCH_QPSK_12RB#6

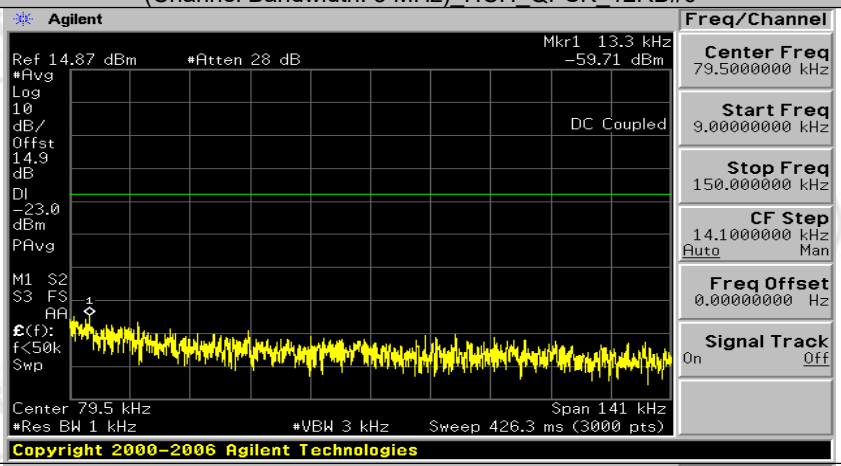

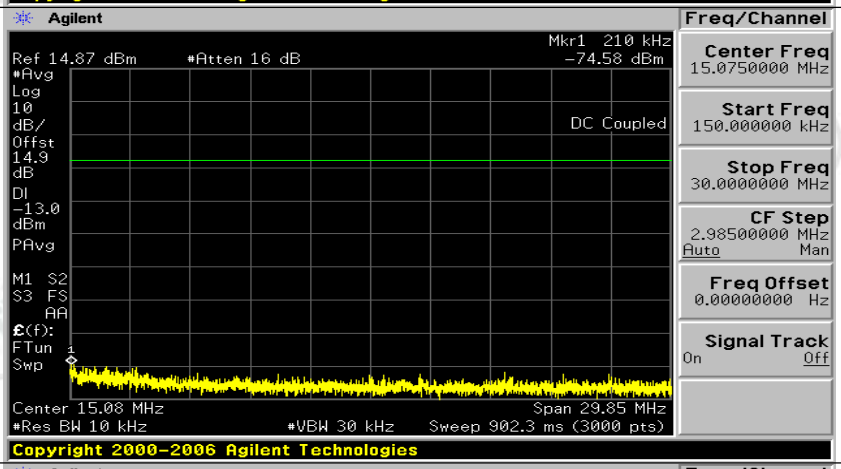

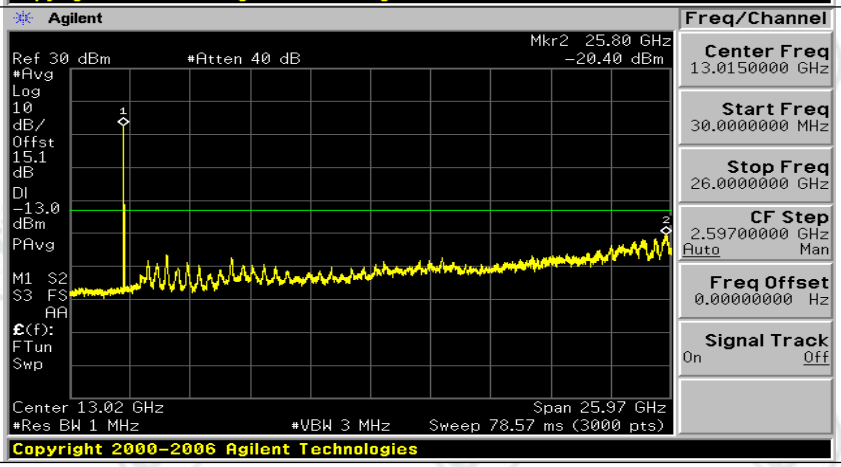

(Channel Bandwidth: 5 MHz)_HCH_QPSK_12RB#13

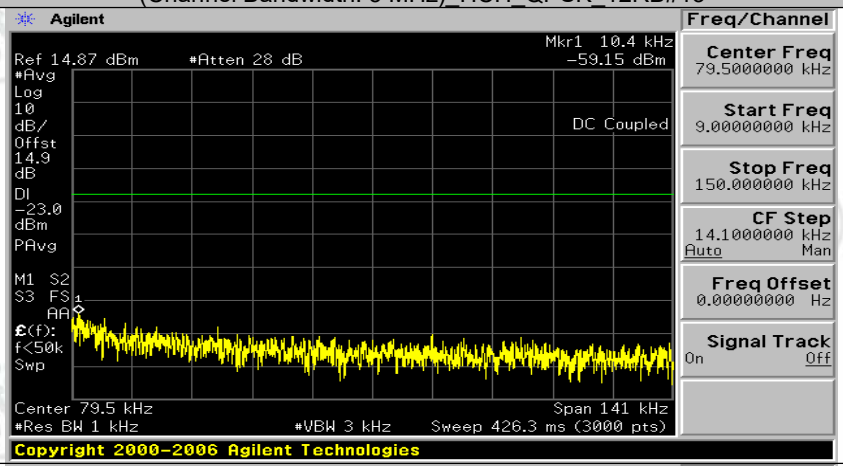

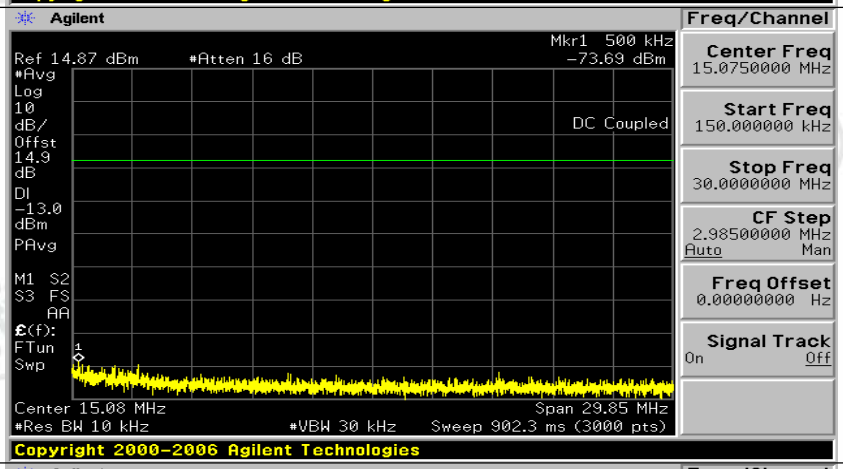

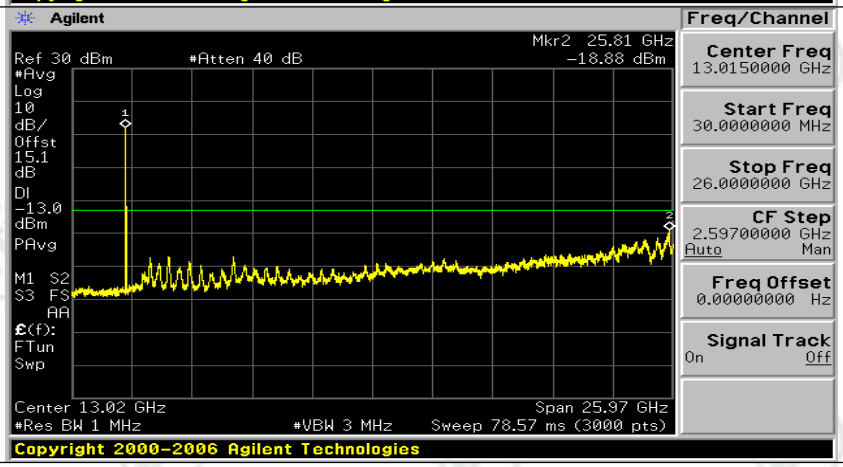

(Channel Bandwidth: 5 MHz)_HCH_QPSK_25RB#0

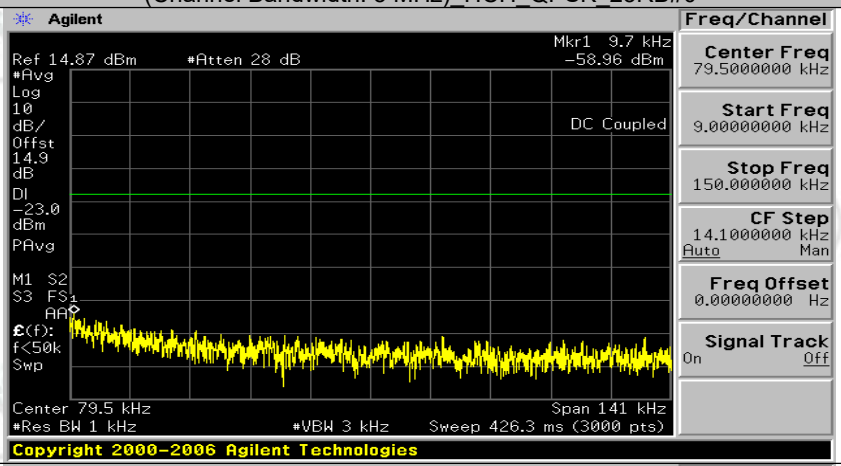

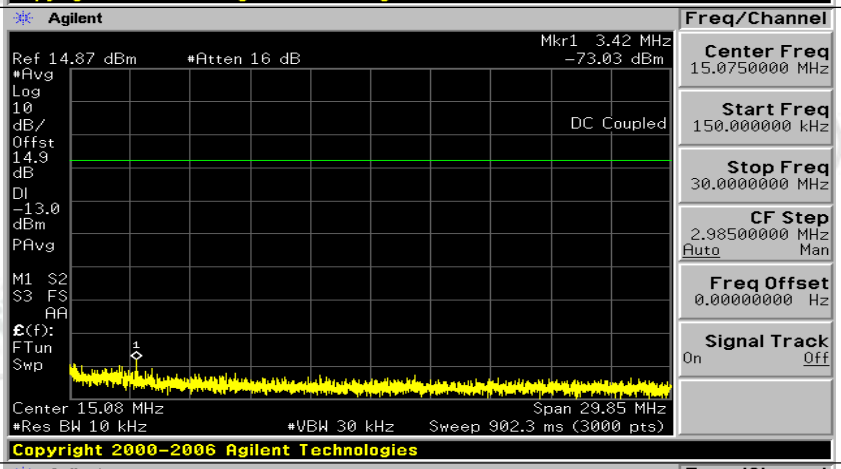

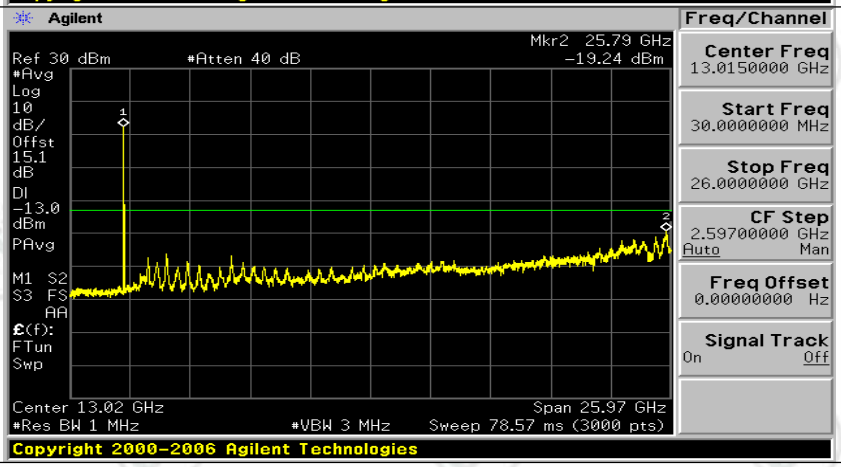

(Channel Bandwidth: 5 MHz)_LCH_16QAM_1RB#0

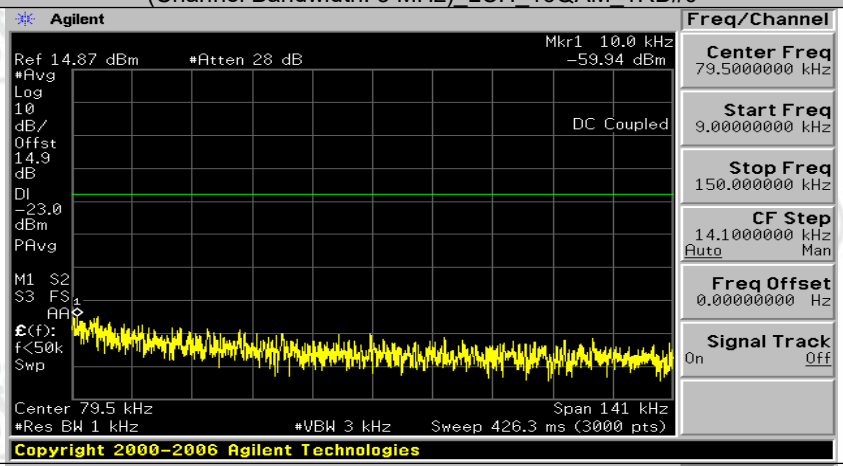

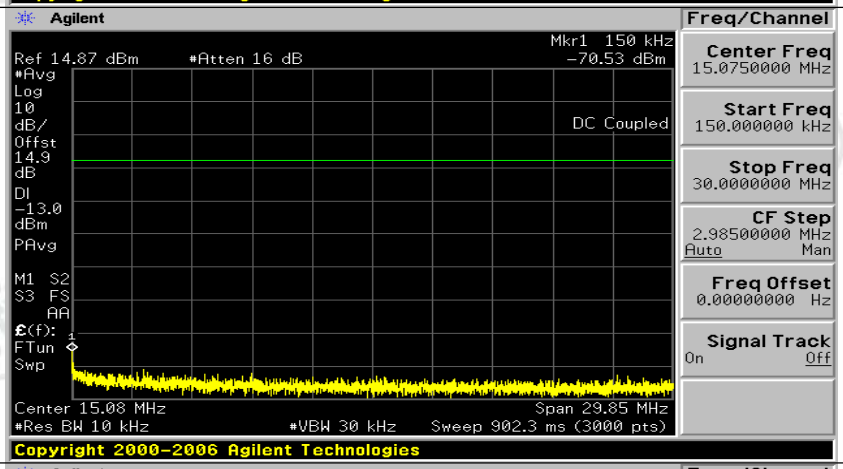

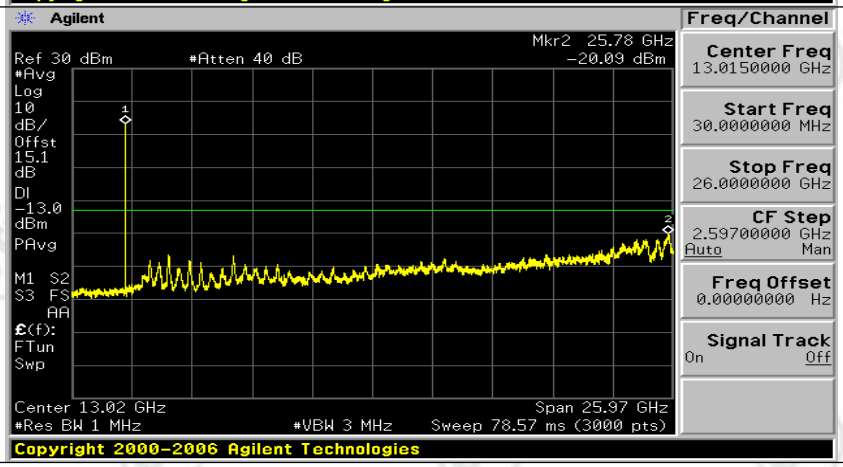

(Channel Bandwidth: 5 MHz)_LCH_16QAM_1RB#12

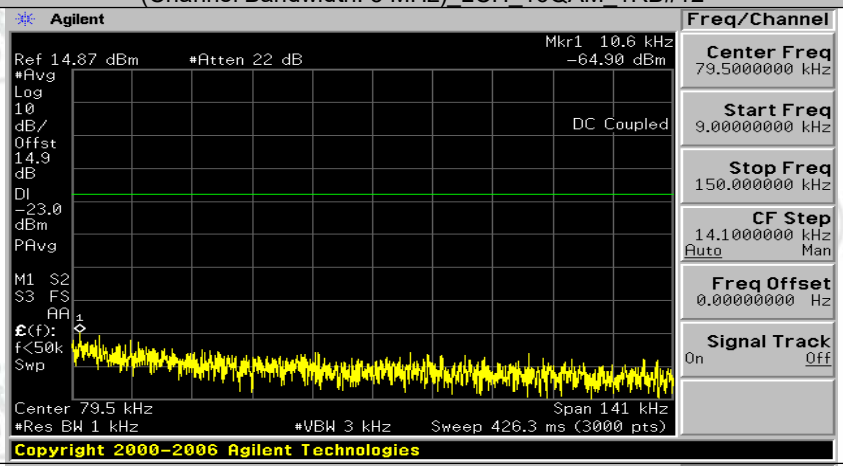

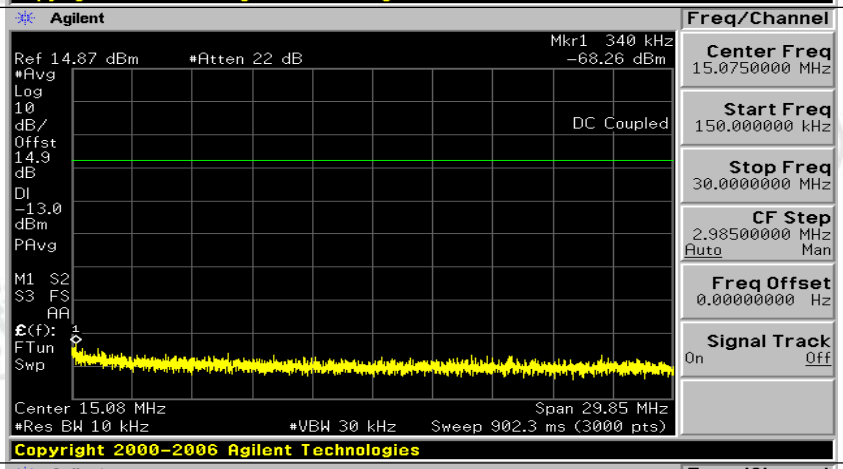

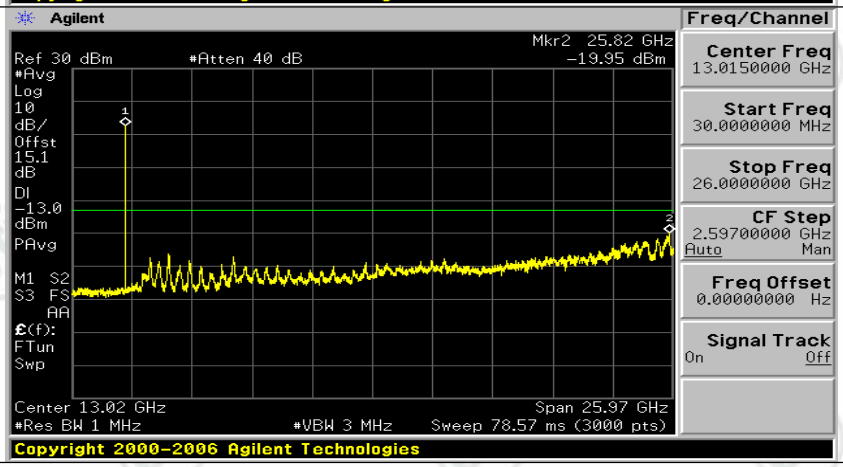

(Channel Bandwidth: 5 MHz)_LCH_16QAM_1RB#24

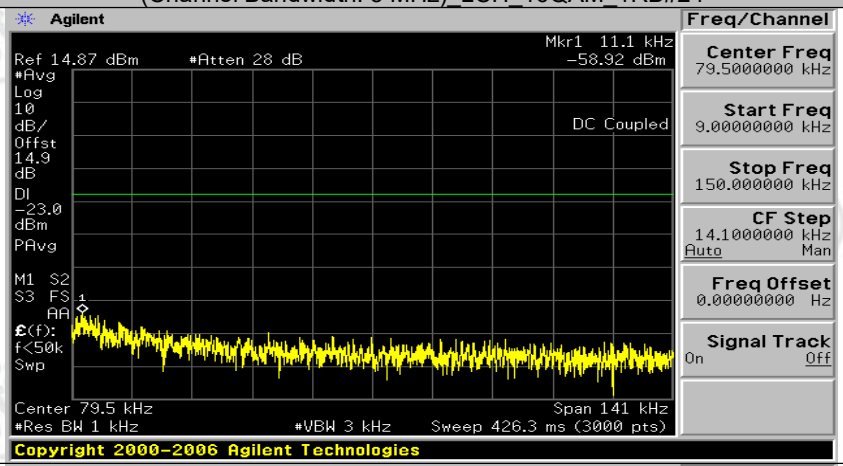

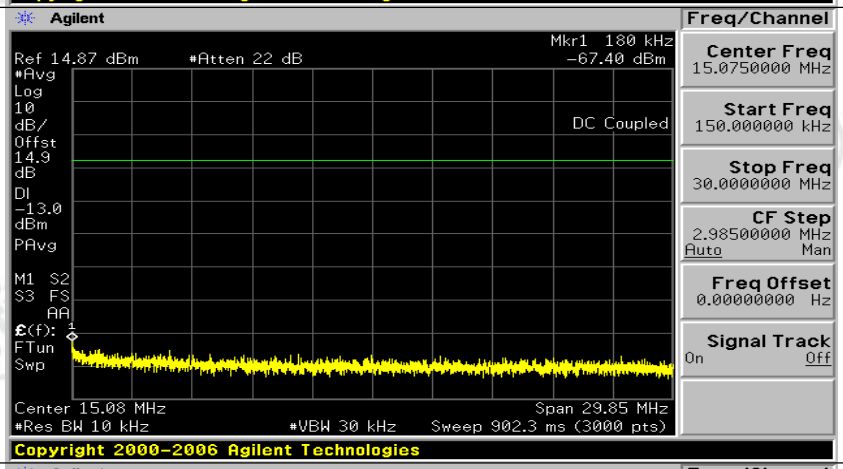

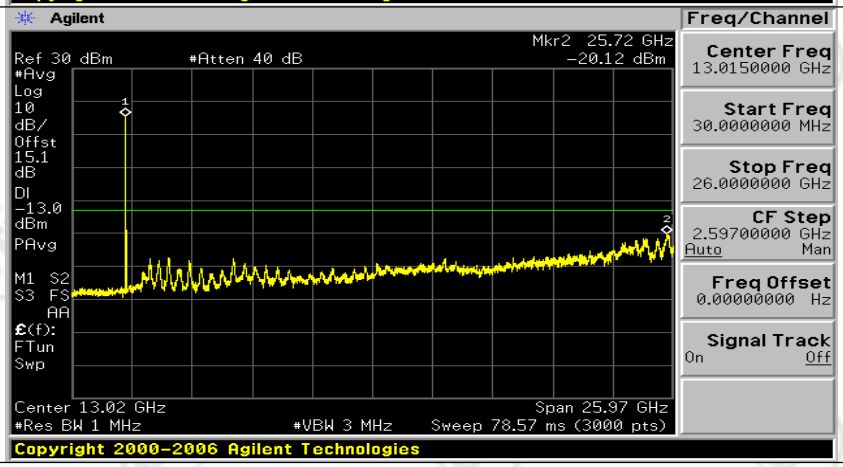

(Channel Bandwidth: 5 MHz)_LCH_16QAM_12RB#0

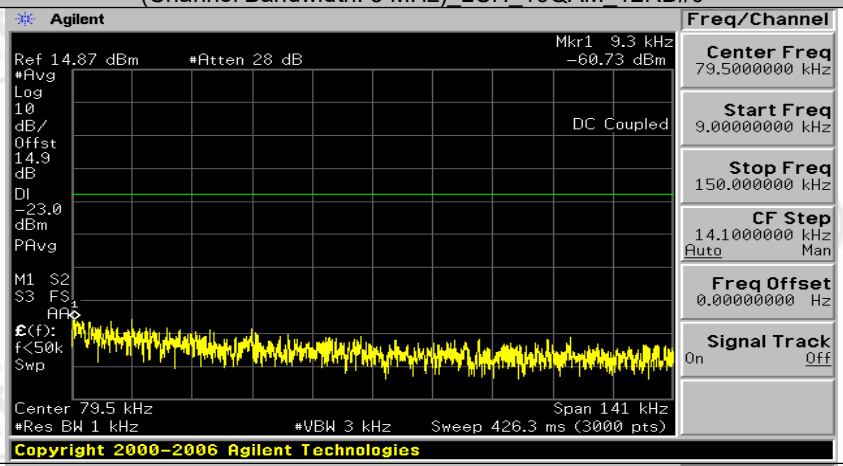

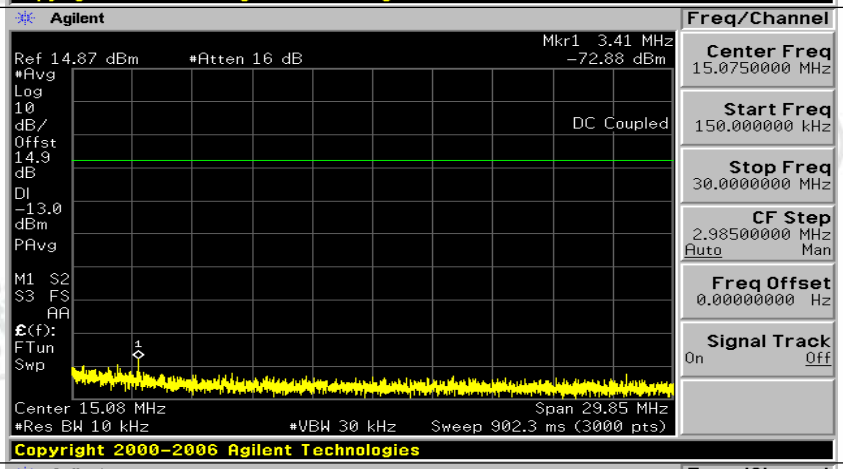

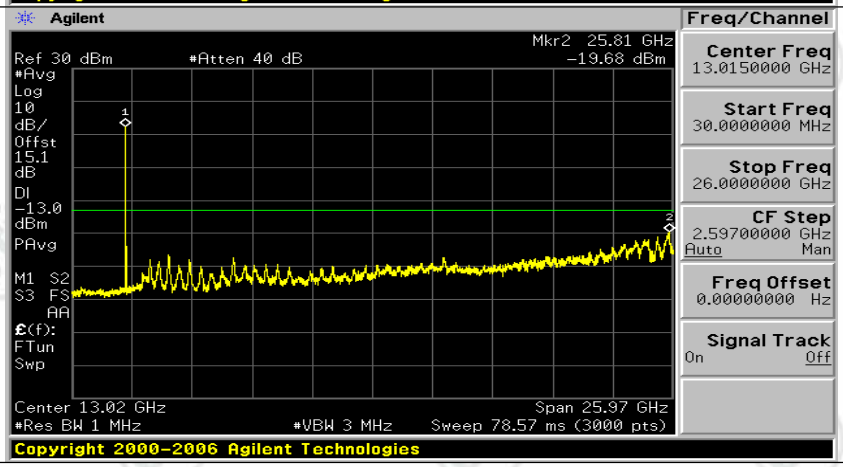

(Channel Bandwidth: 5 MHz)_LCH_16QAM_12RB#6

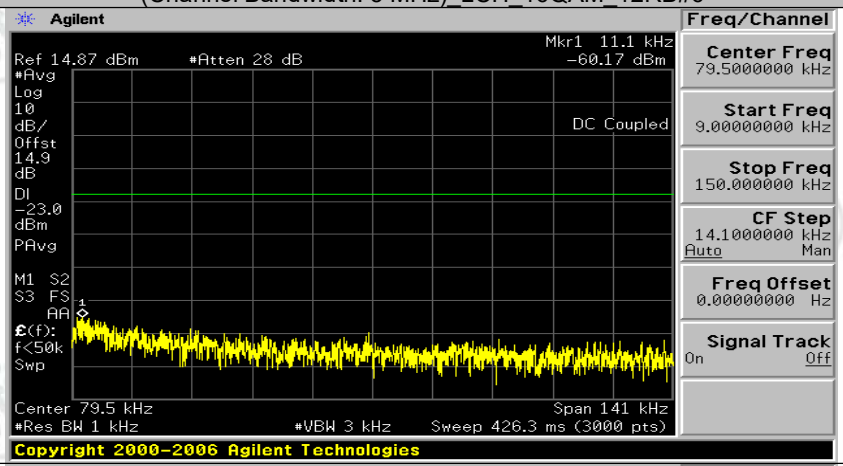

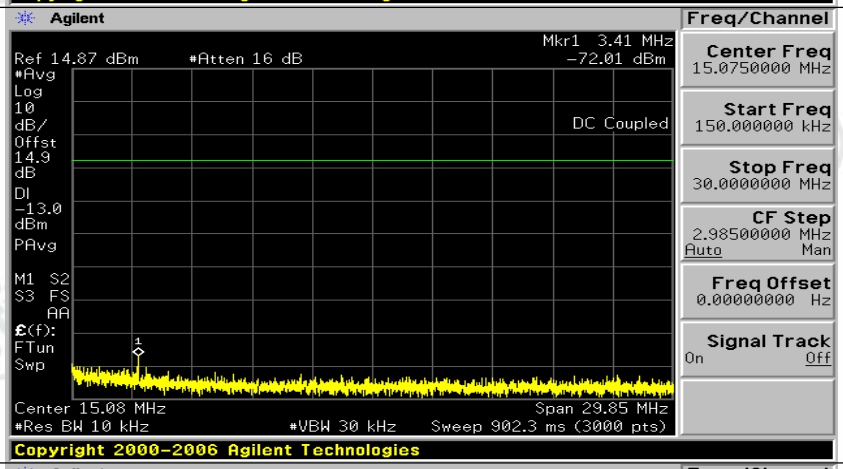

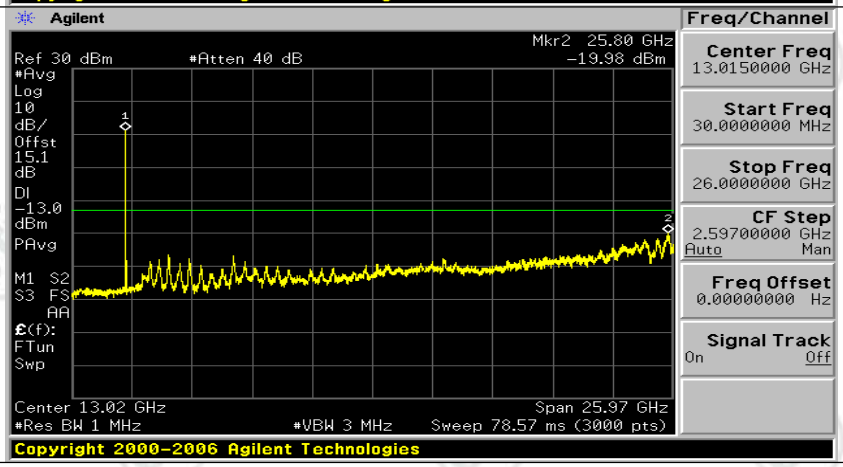

(Channel Bandwidth: 5 MHz)_LCH_16QAM_12RB#13

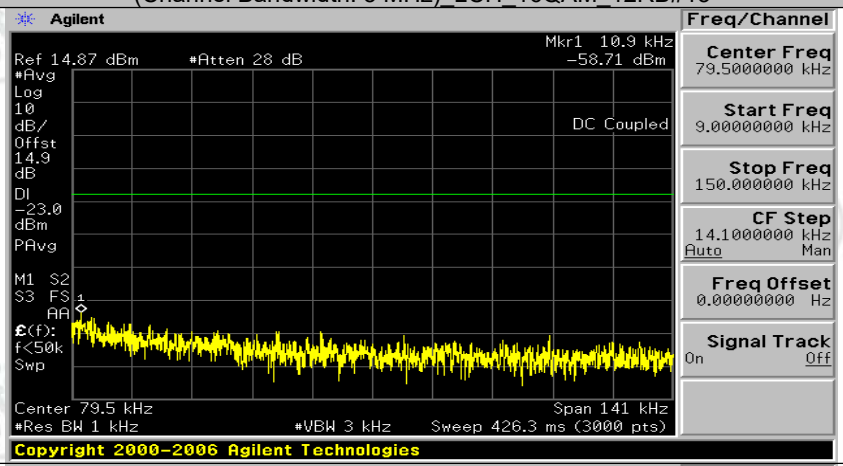

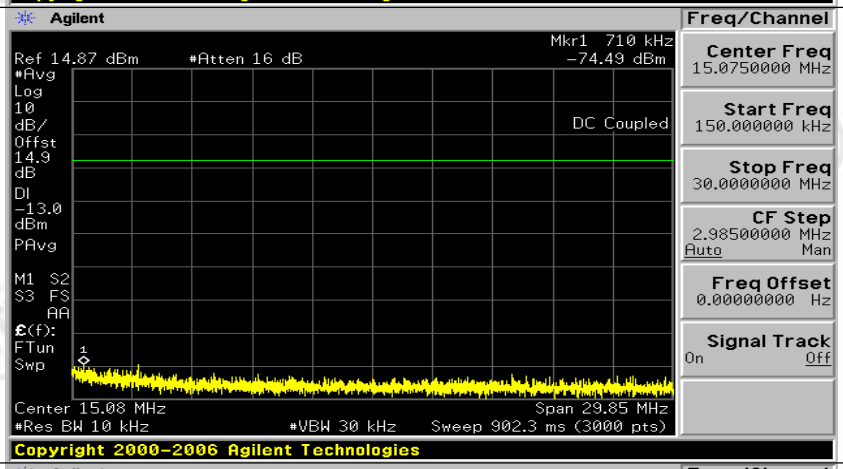

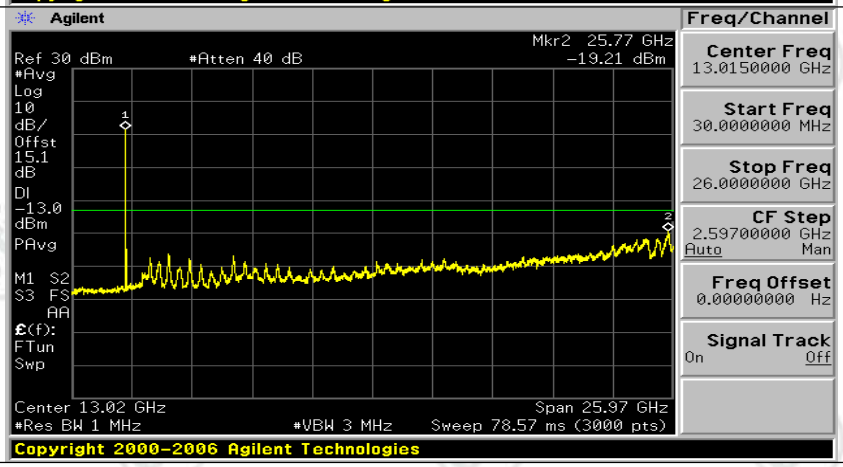

(Channel Bandwidth: 5 MHz)_LCH_16QAM_25RB#0

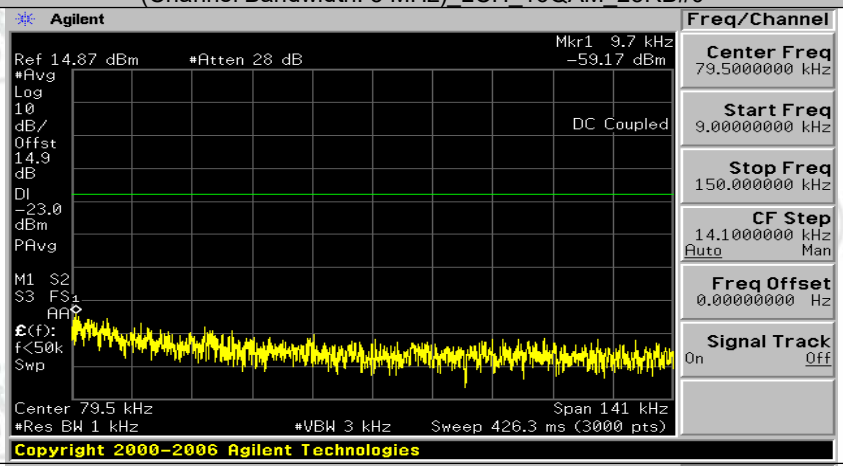

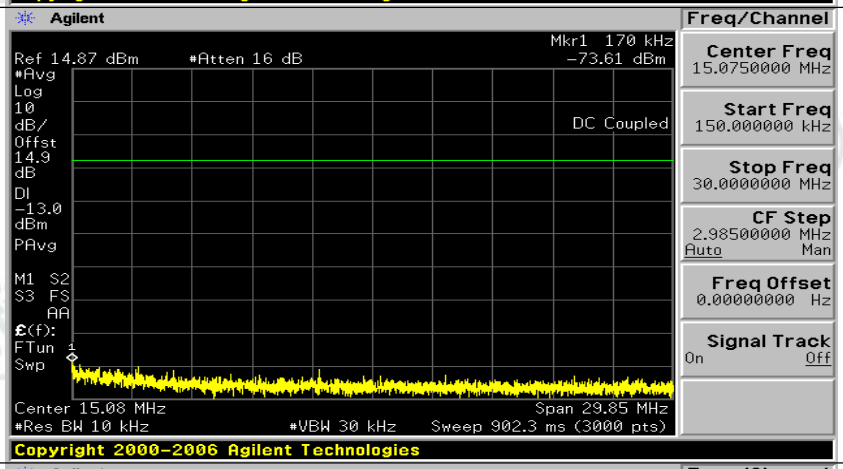

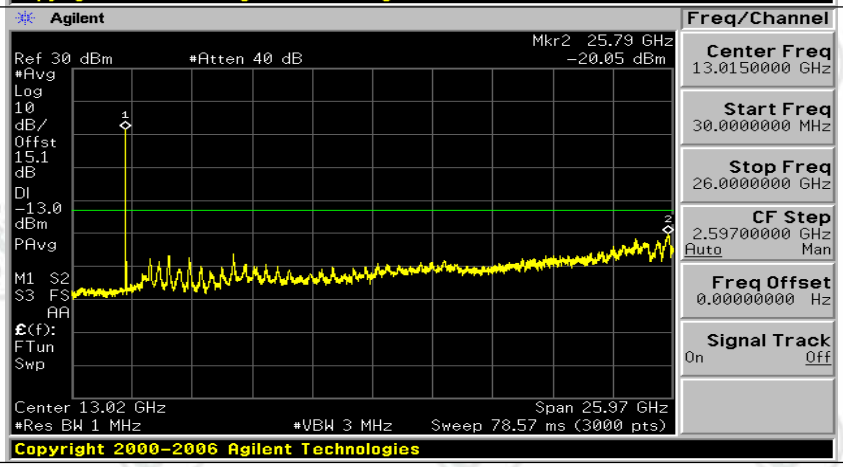

(Channel Bandwidth: 5 MHz)_MCH_16QAM_1RB#0

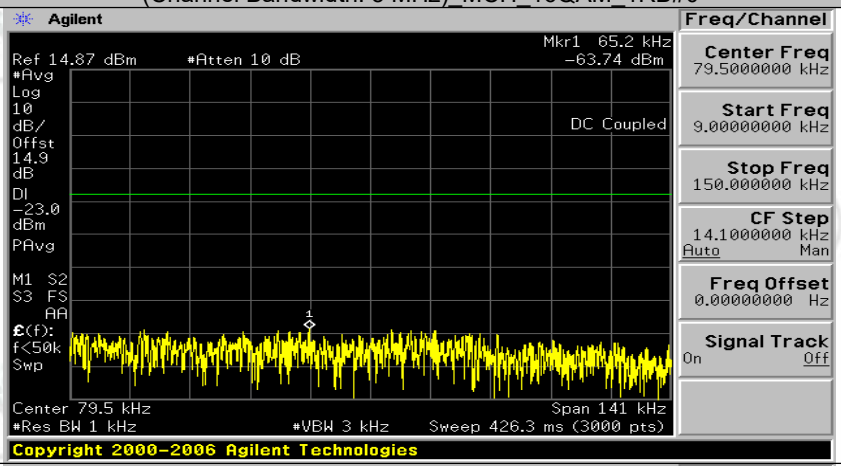

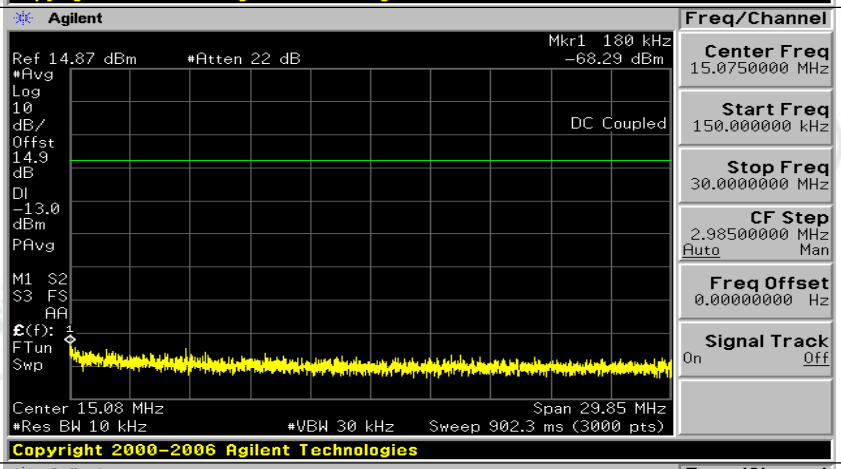

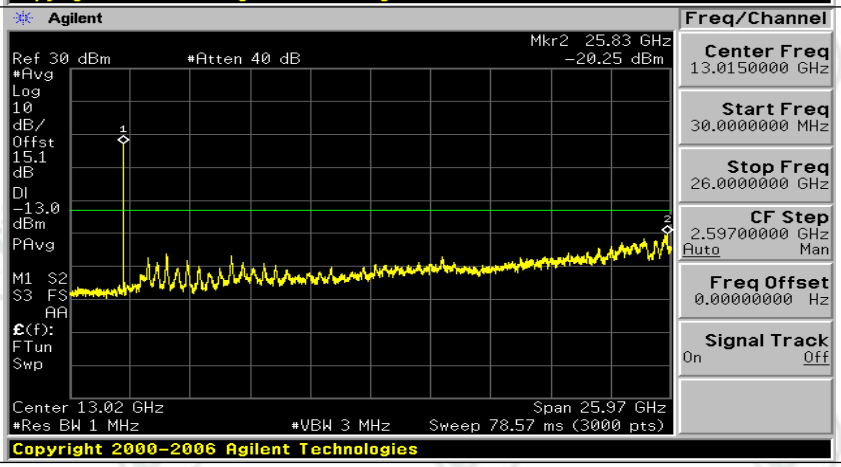

(Channel Bandwidth: 5 MHz)_MCH_16QAM_1RB#12

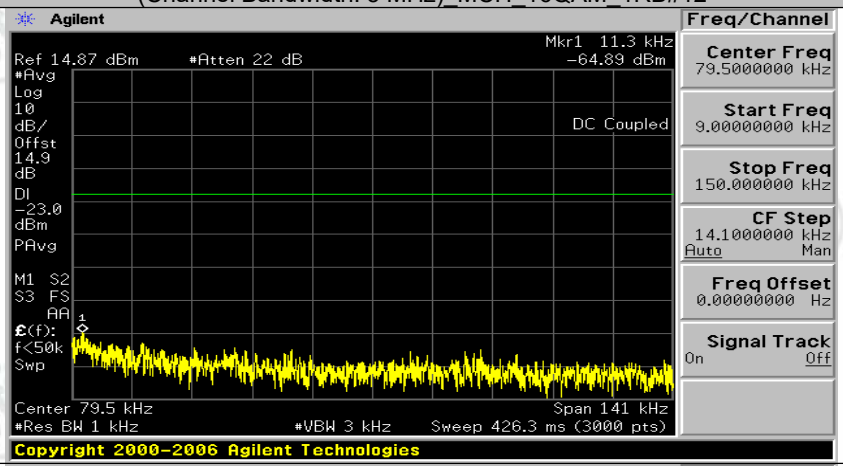

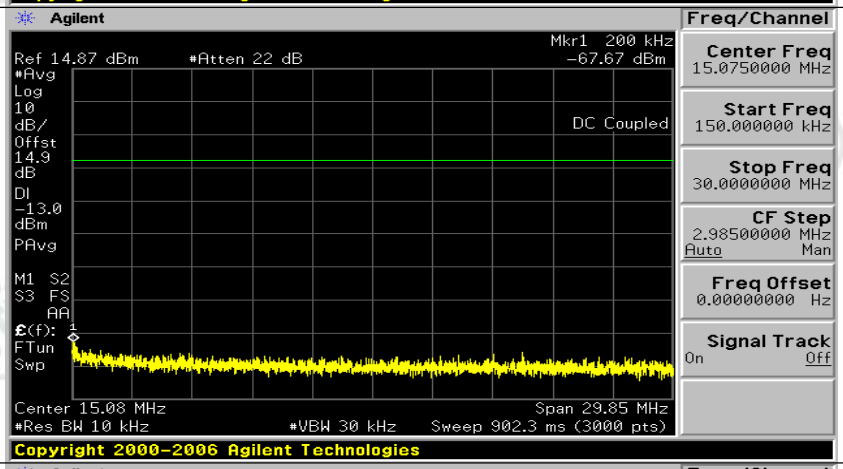

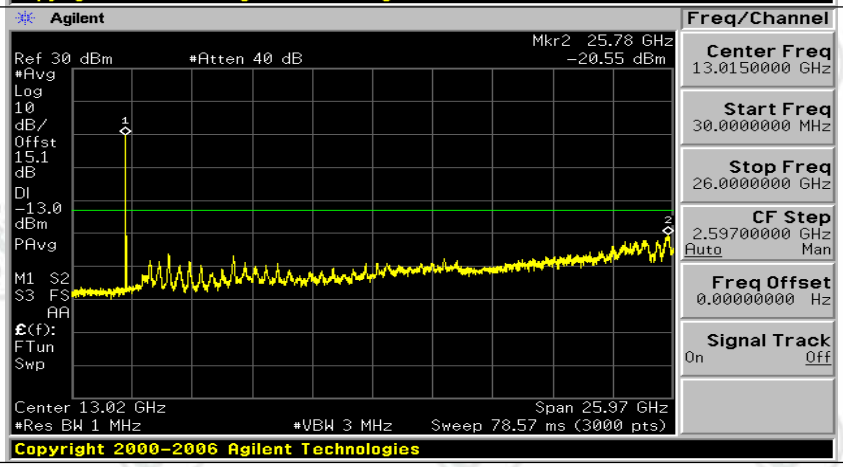

(Channel Bandwidth: 5 MHz)_MCH_16QAM_1RB#24

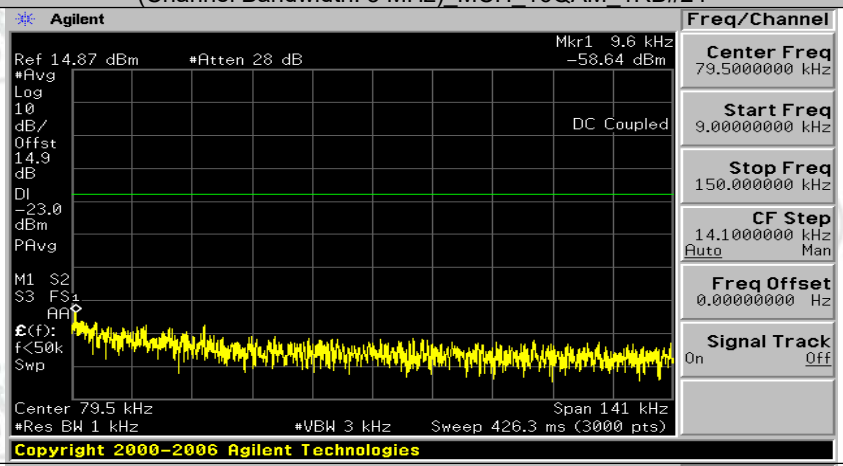

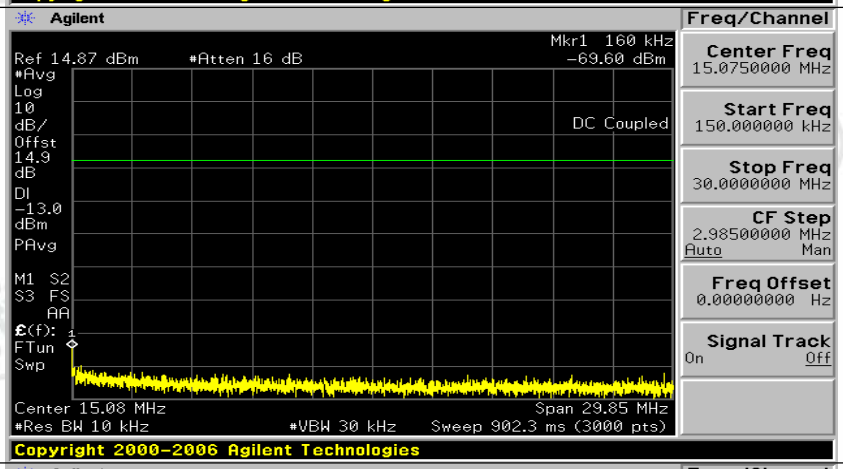

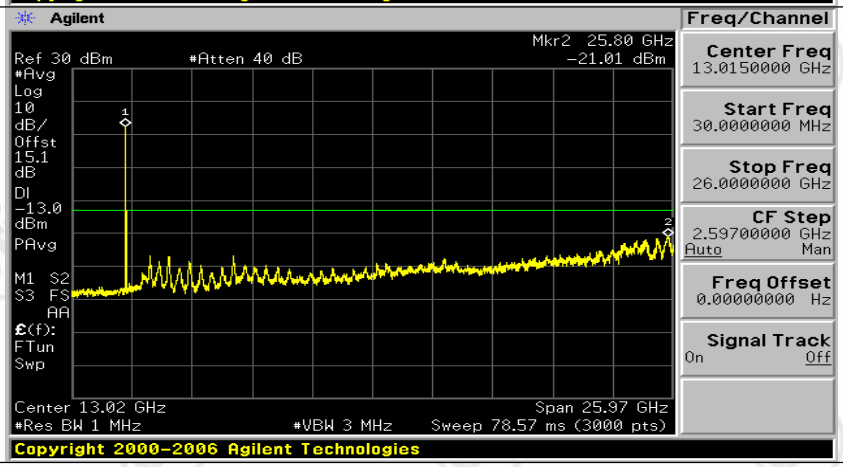

(Channel Bandwidth: 5 MHz)_MCH_16QAM_12RB#0

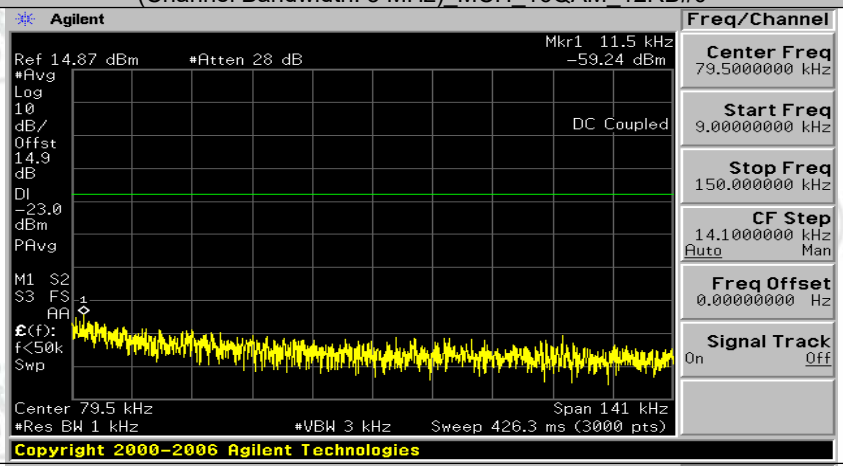

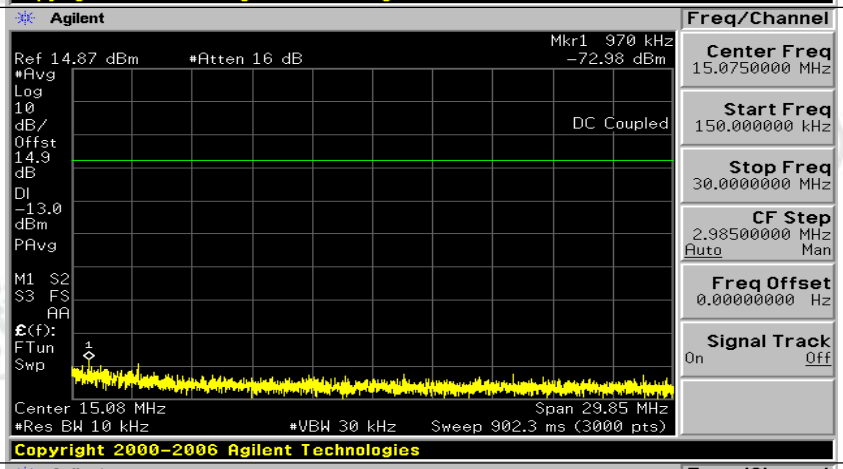

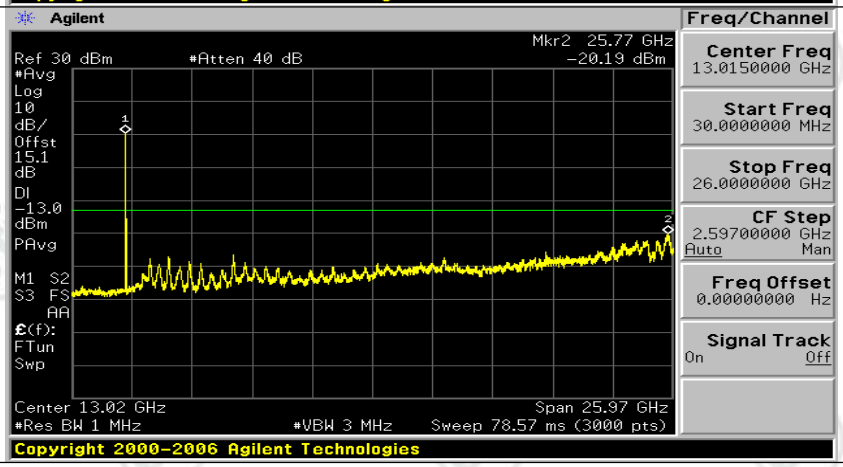

(Channel Bandwidth: 5 MHz)_MCH_16QAM_12RB#6

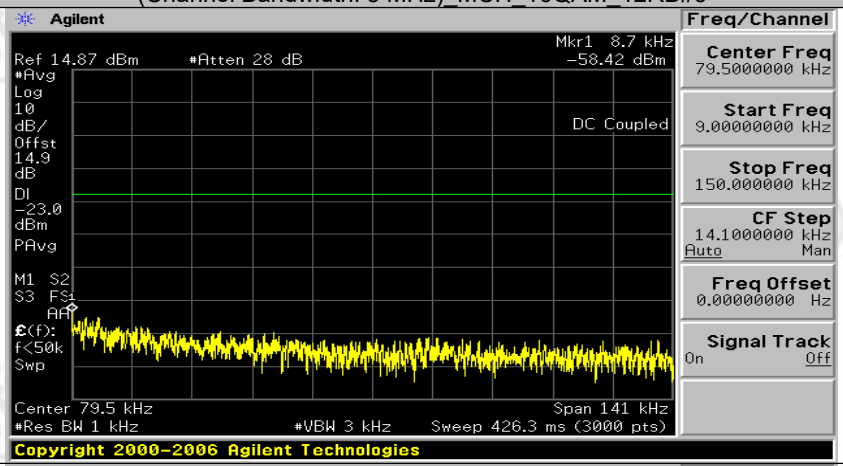

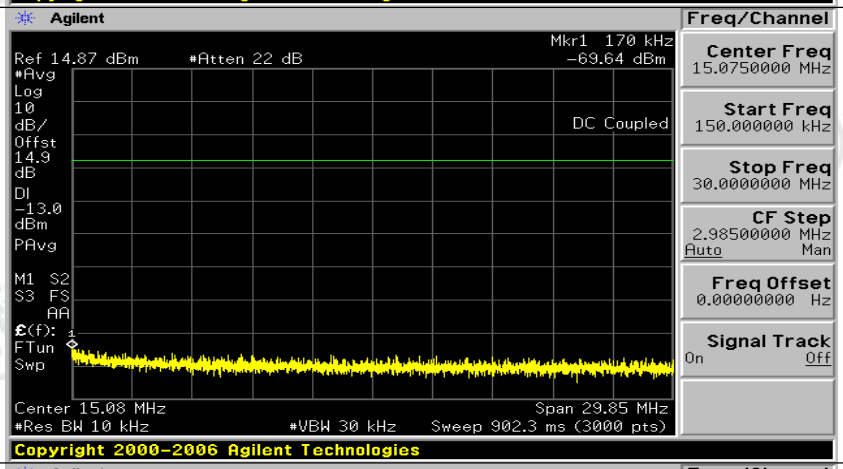

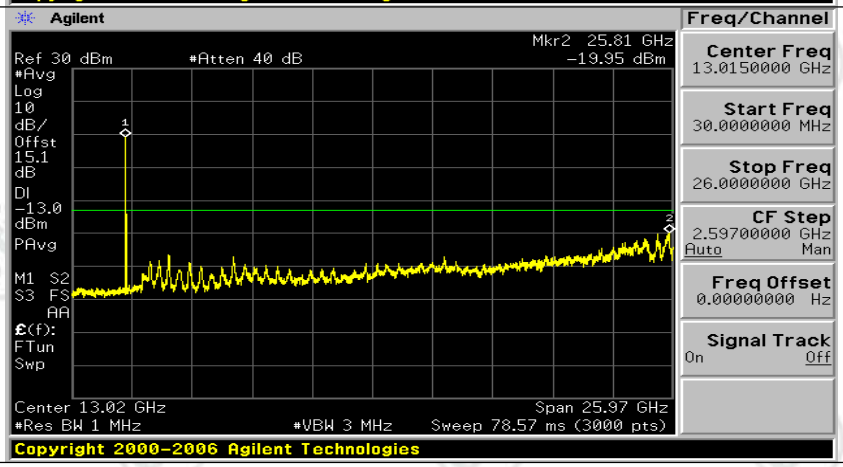

(Channel Bandwidth: 5 MHz)_MCH_16QAM_12RB#13

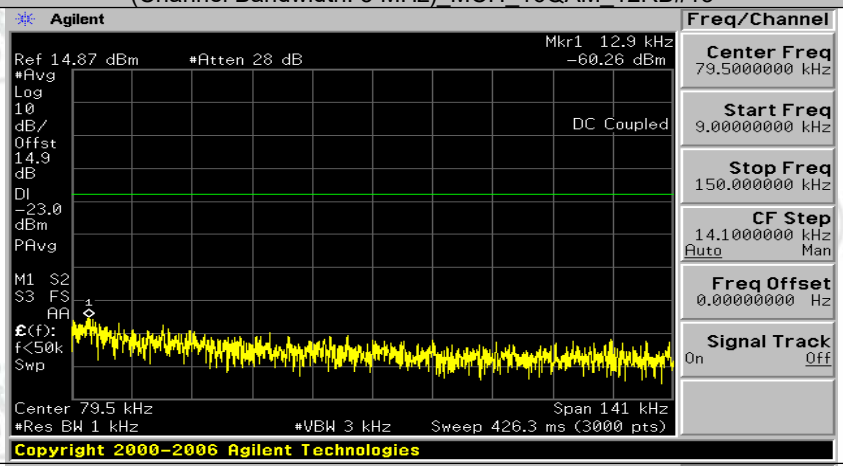

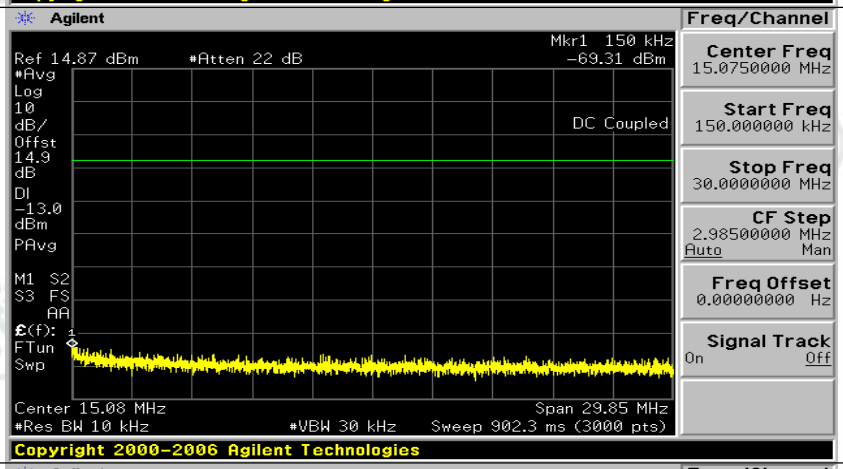

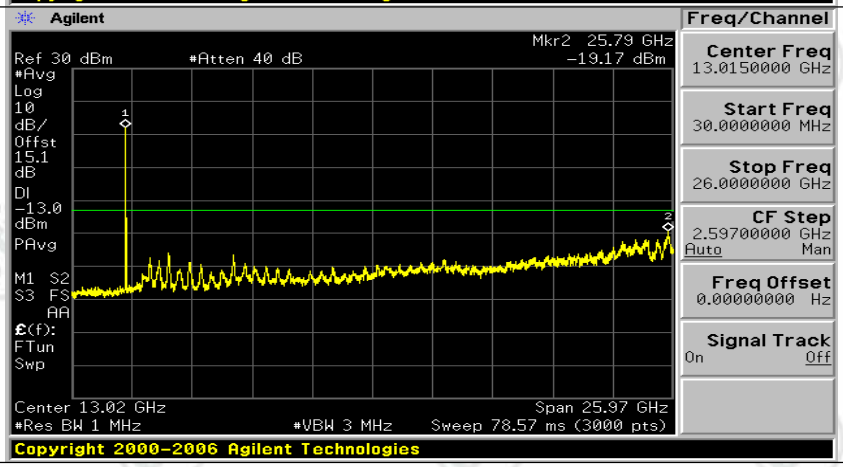

(Channel Bandwidth: 5 MHz)_MCH_16QAM_25RB#0

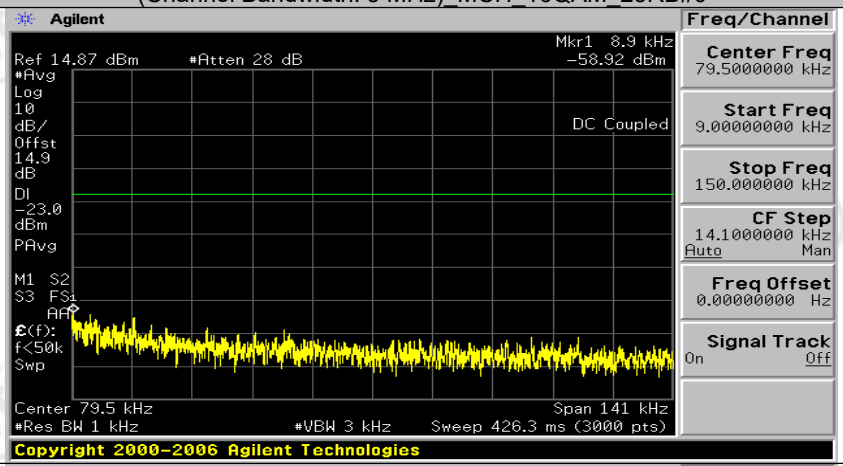

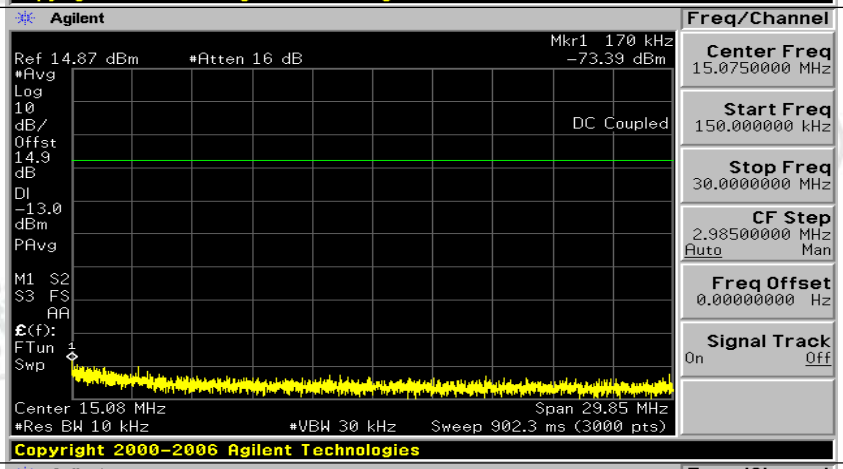

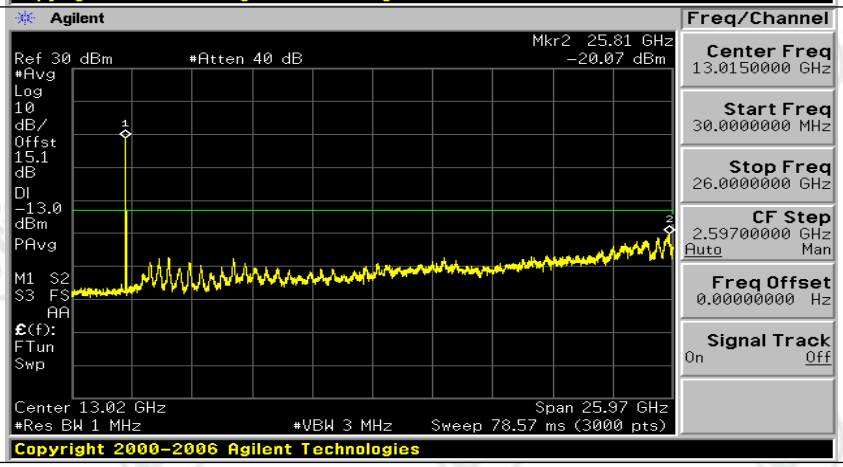

(Channel Bandwidth: 5 MHz)_HCH_16QAM_1RB#0

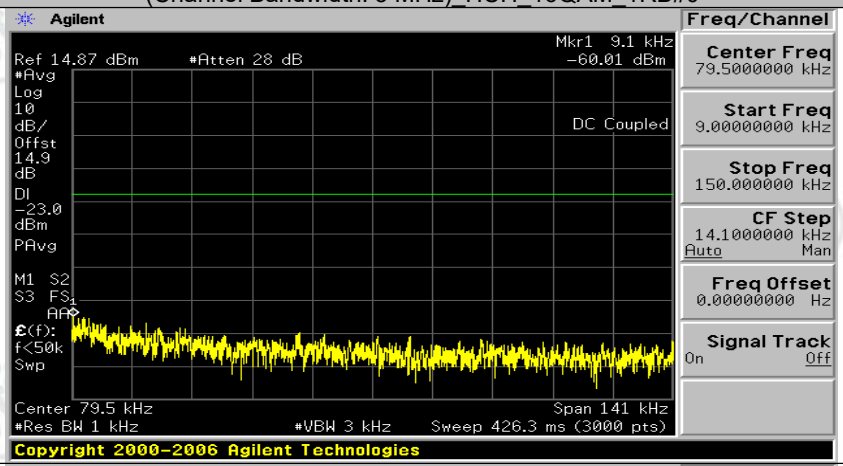

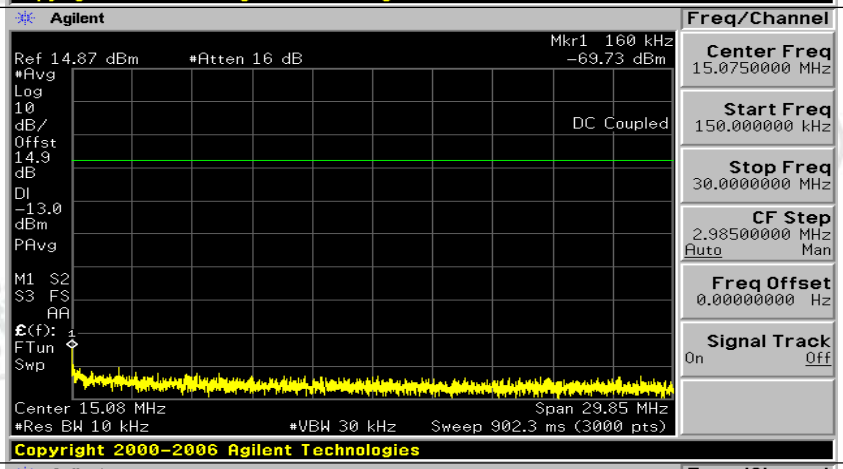

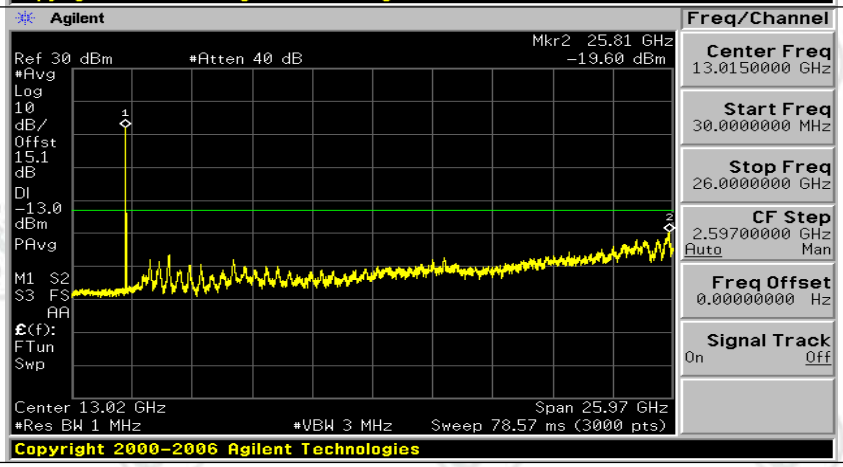

(Channel Bandwidth: 5 MHz)_HCH_16QAM_1RB#12

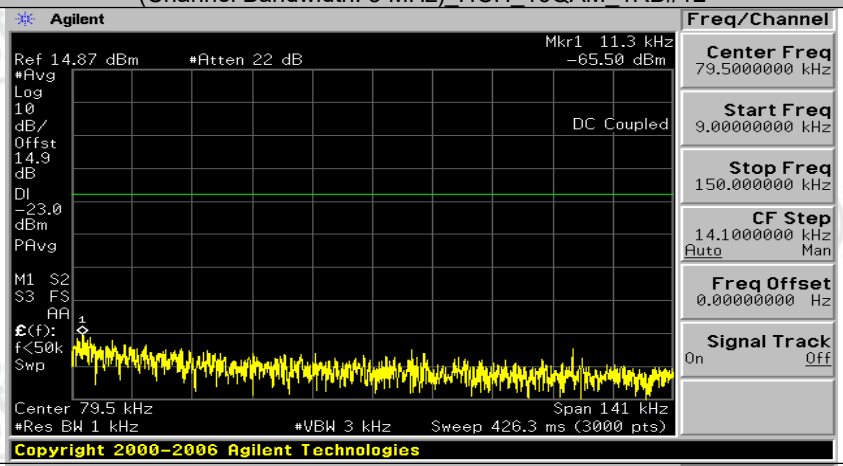

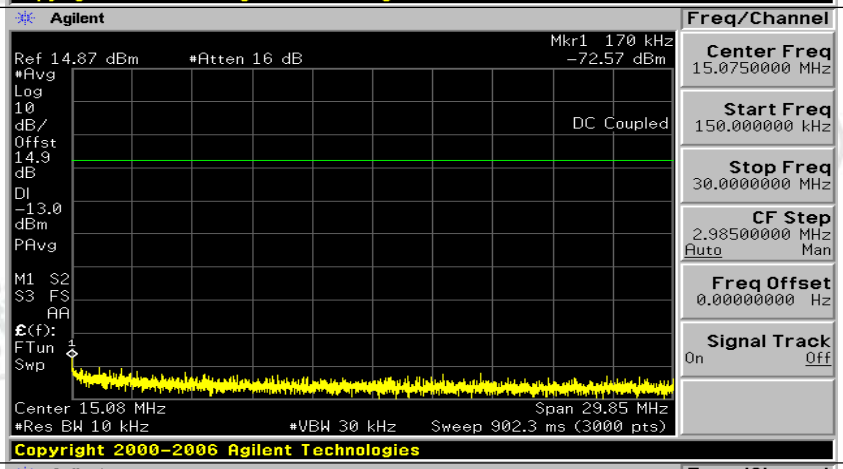

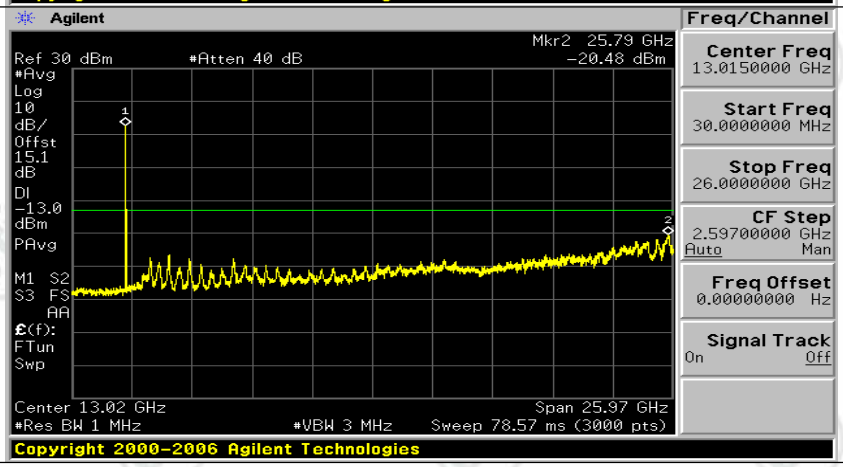

(Channel Bandwidth: 5 MHz)_HCH_16QAM_1RB#24

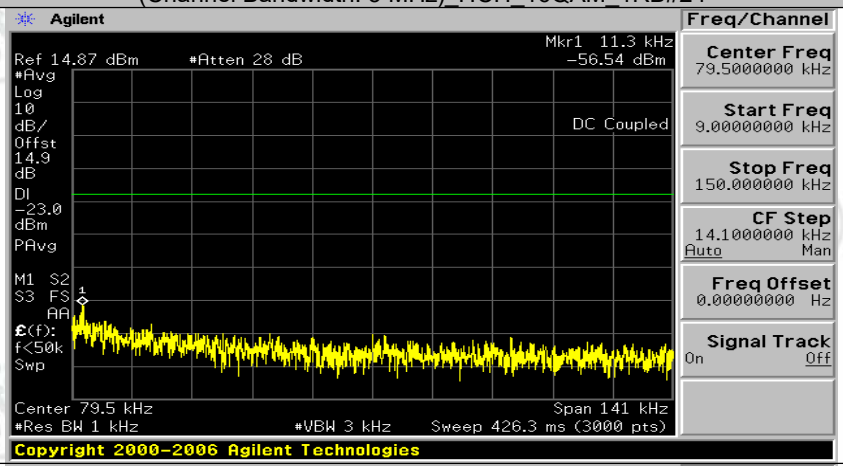

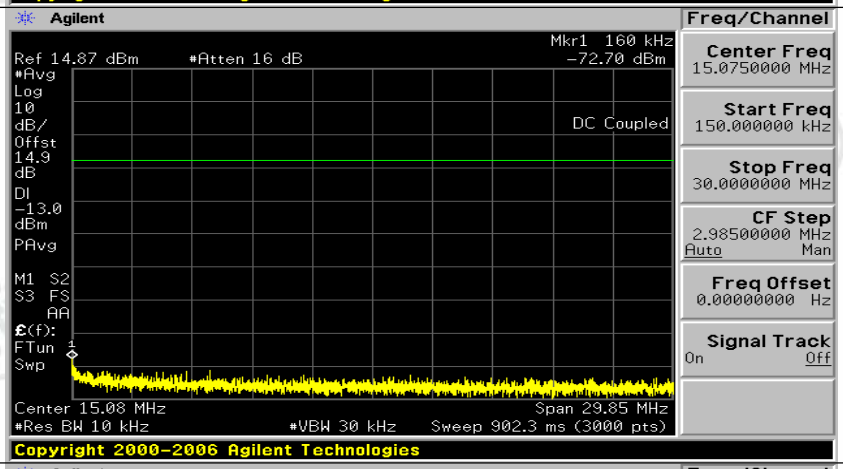

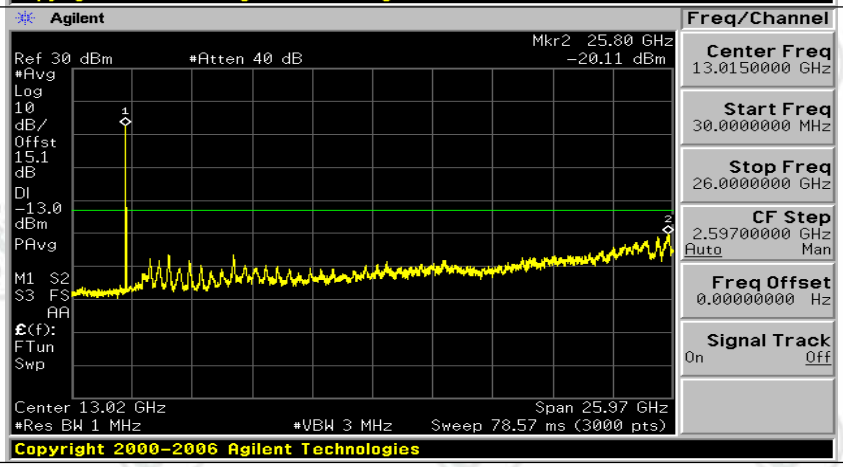

(Channel Bandwidth: 5 MHz)_HCH_16QAM_12RB#0

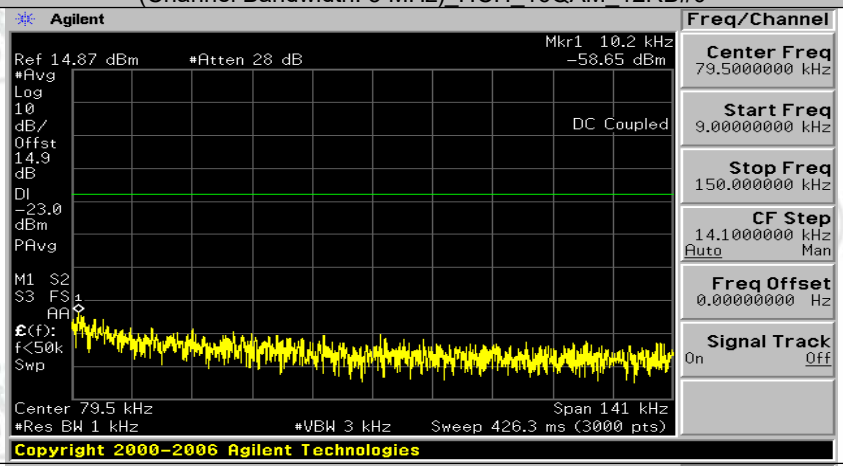

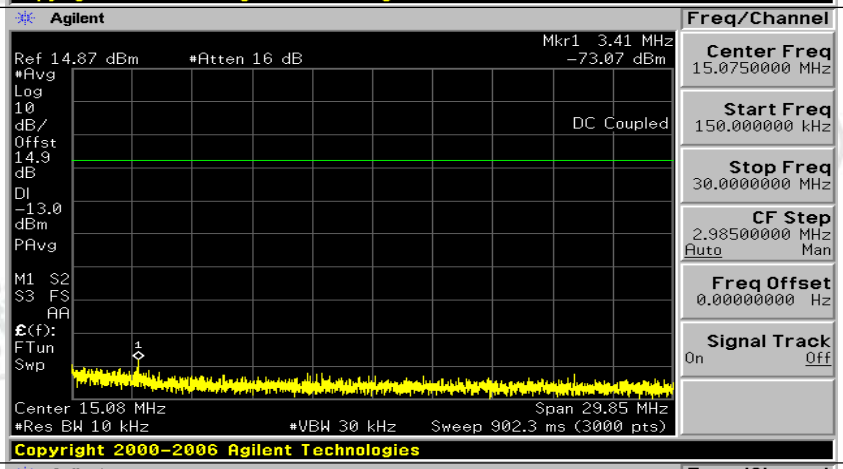

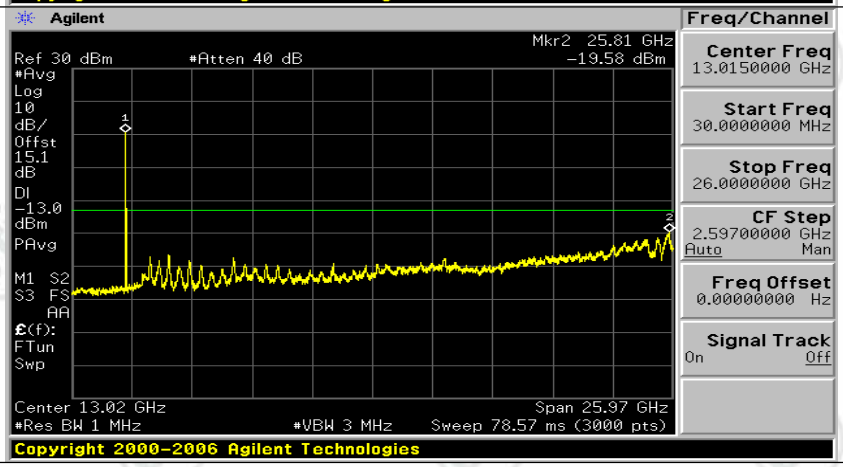

(Channel Bandwidth: 5 MHz)_HCH_16QAM_12RB#6

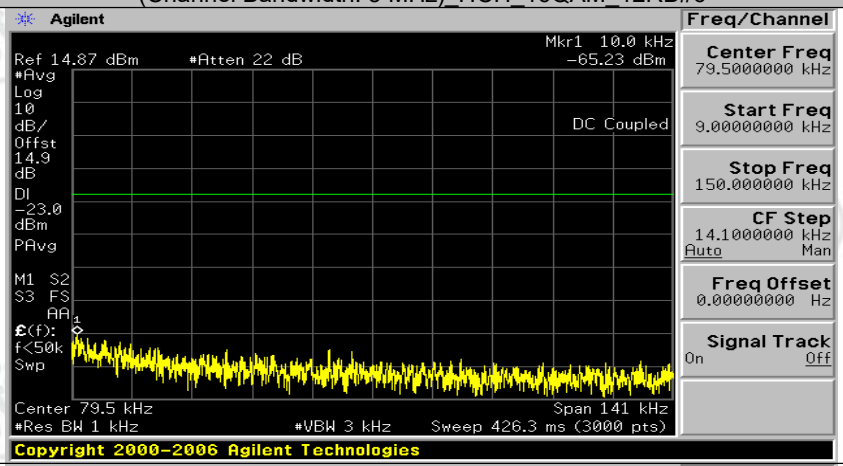

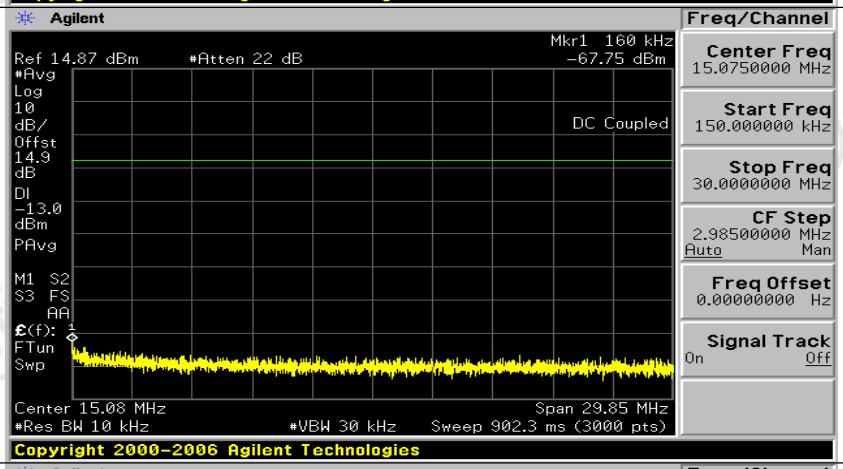

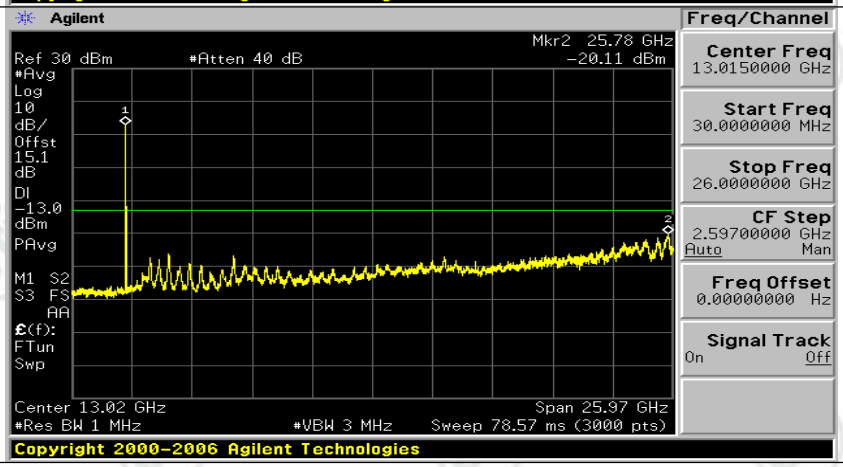

(Channel Bandwidth: 5 MHz)_HCH_16QAM_12RB#13

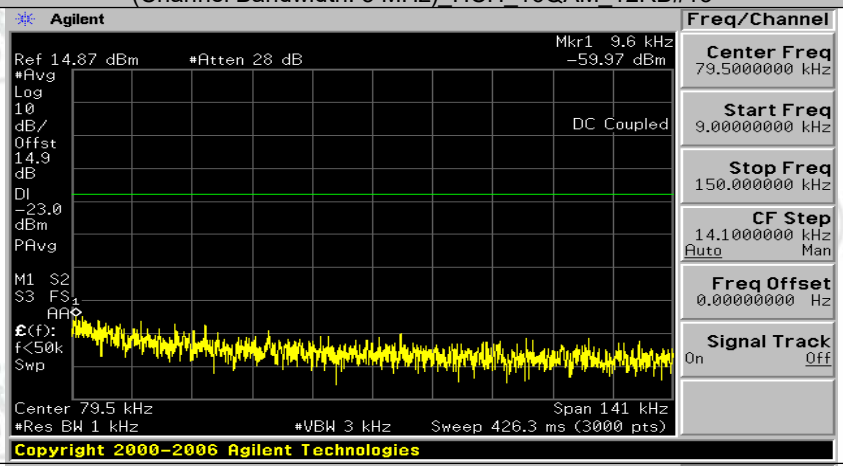

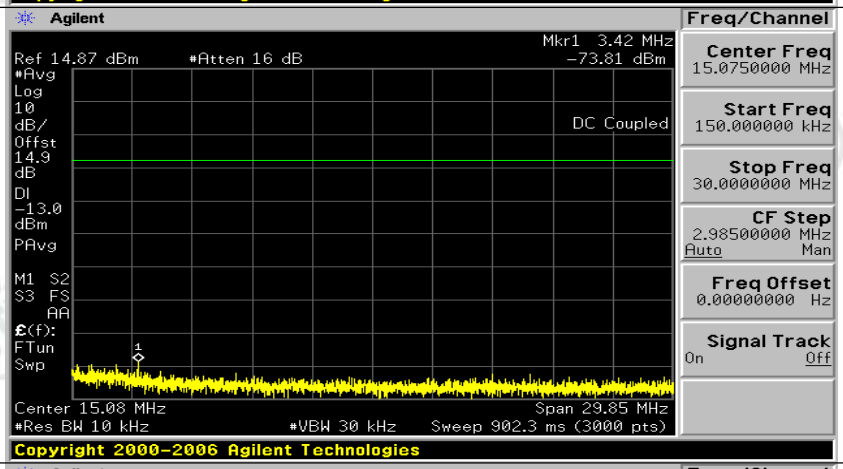

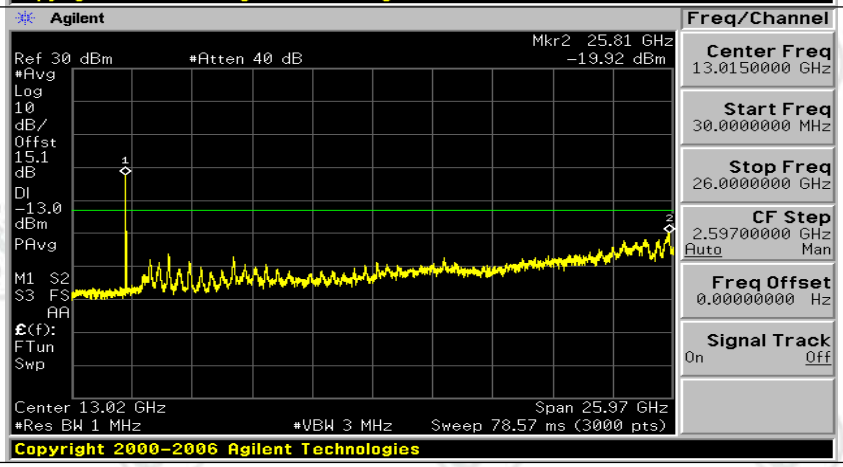

(Channel Bandwidth: 5 MHz)_HCH_16QAM_25RB#0

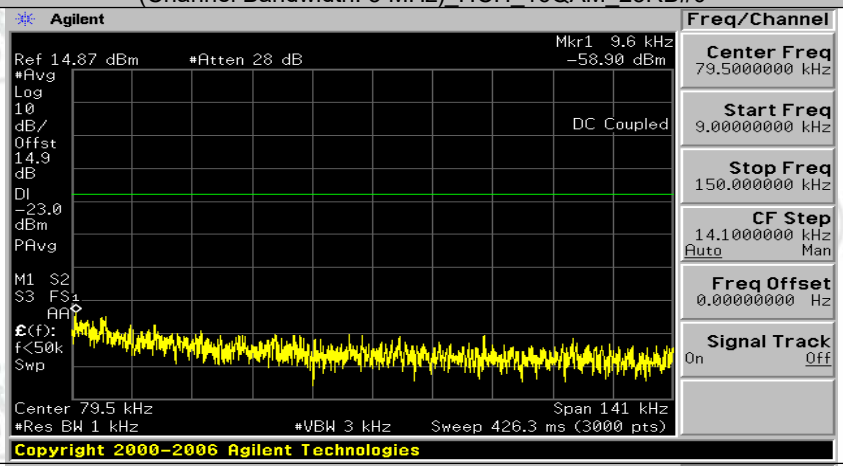

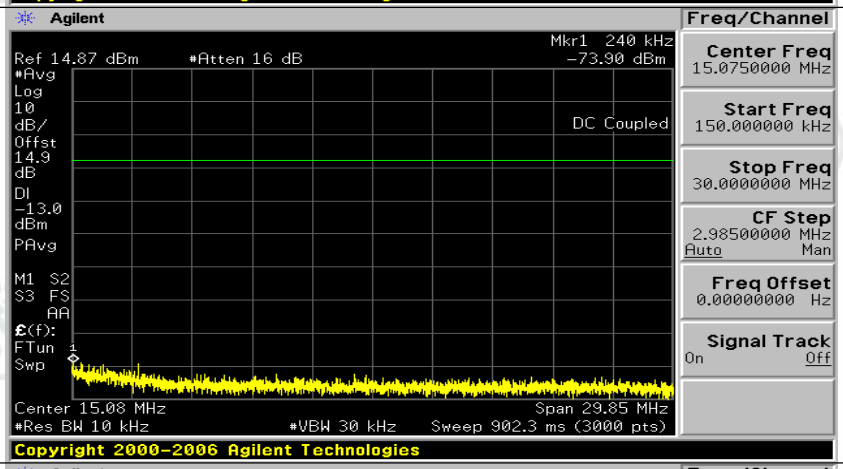

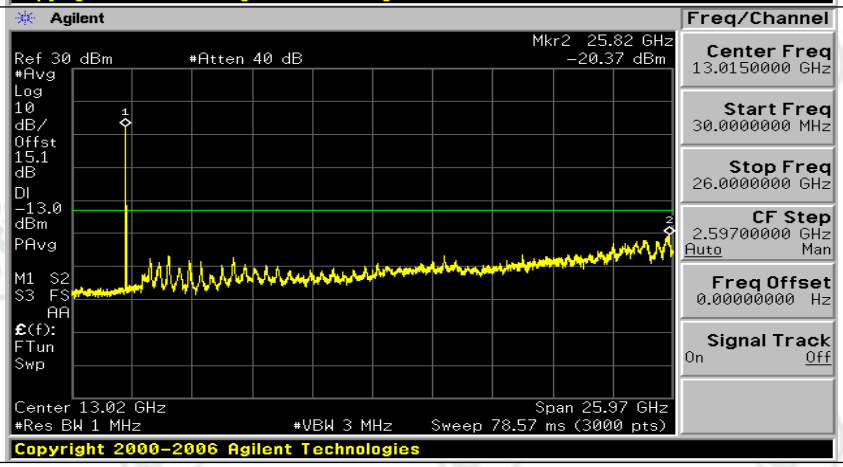

Channel Bandwidth: 10 MHz

Channel Bandwidth: 10 MHz_MCH_QPSK_1RB#0

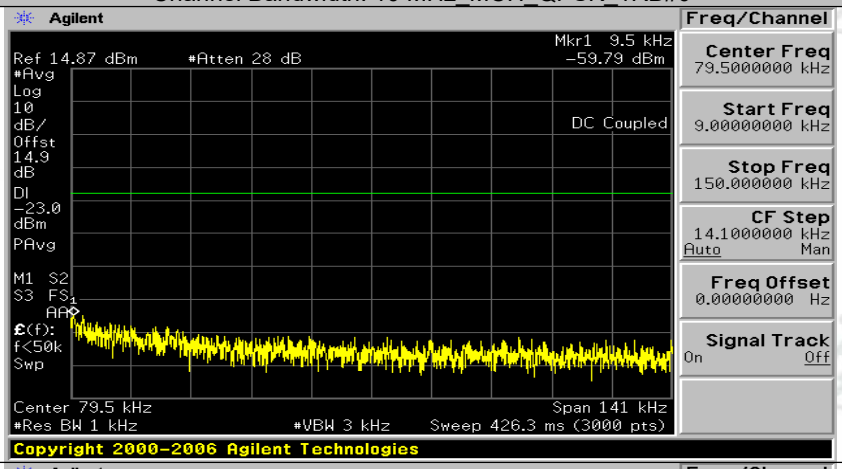

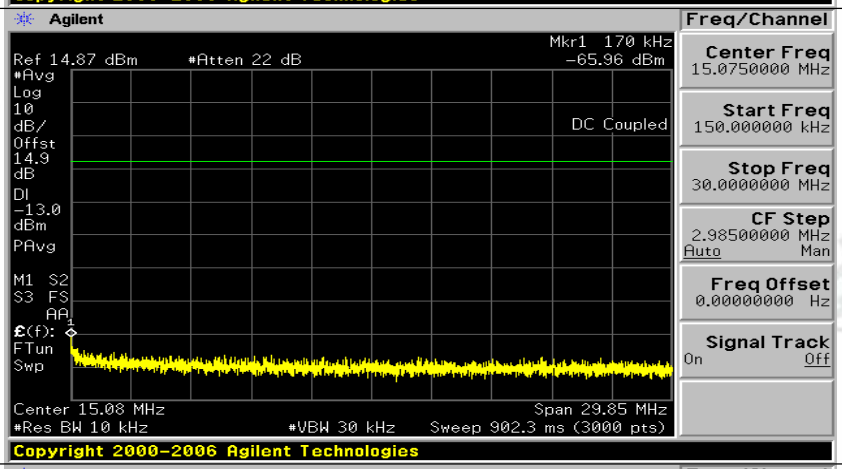

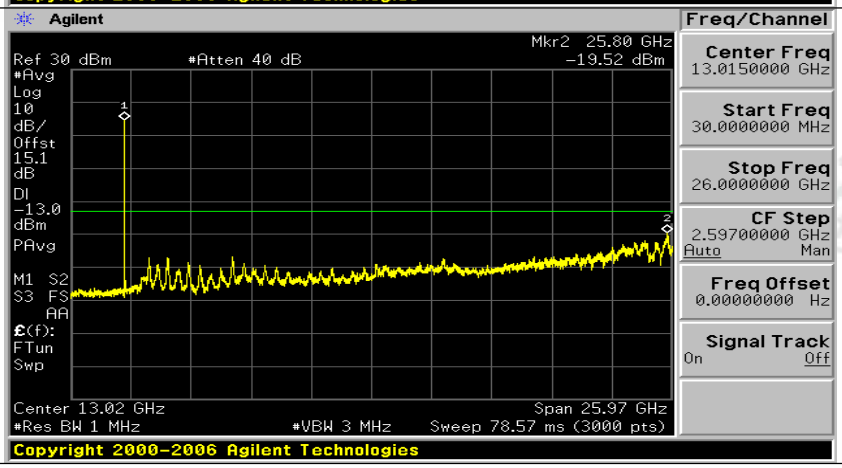

Channel Bandwidth: 10 MHz_MCH_QPSK_1RB#24

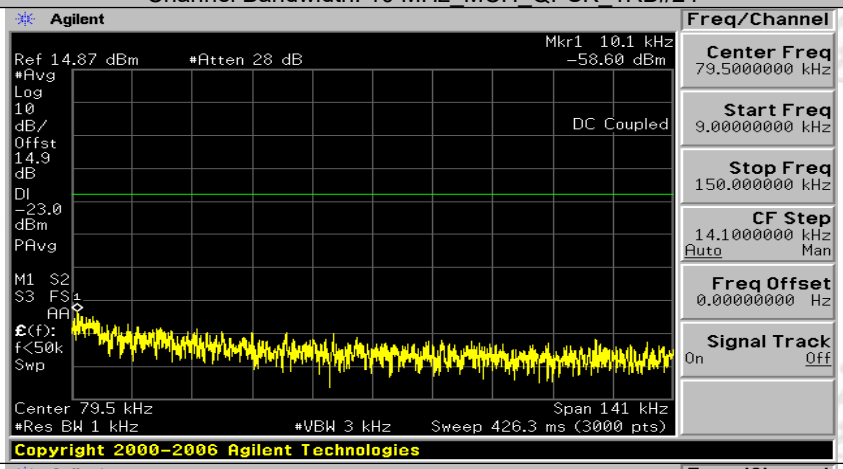

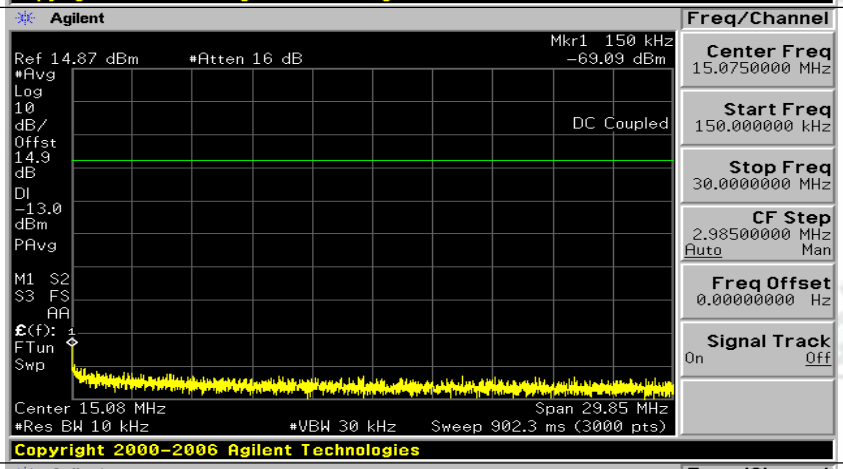

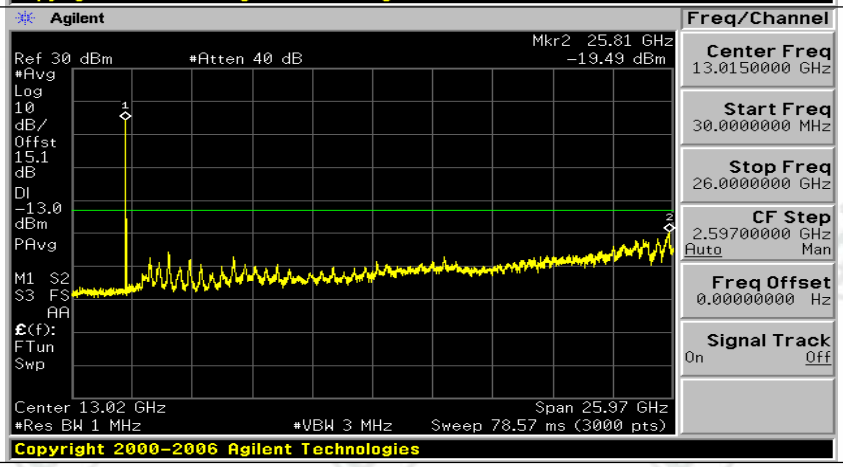

Channel Bandwidth: 10 MHz_MCH_QPSK_1RB#49

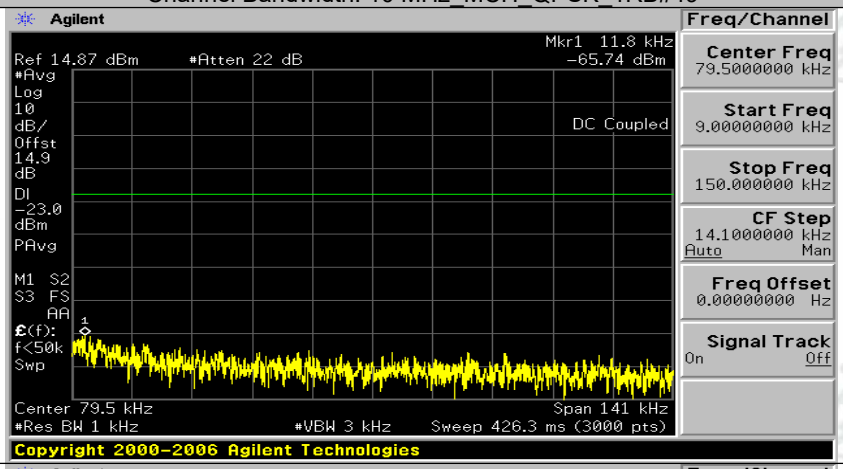

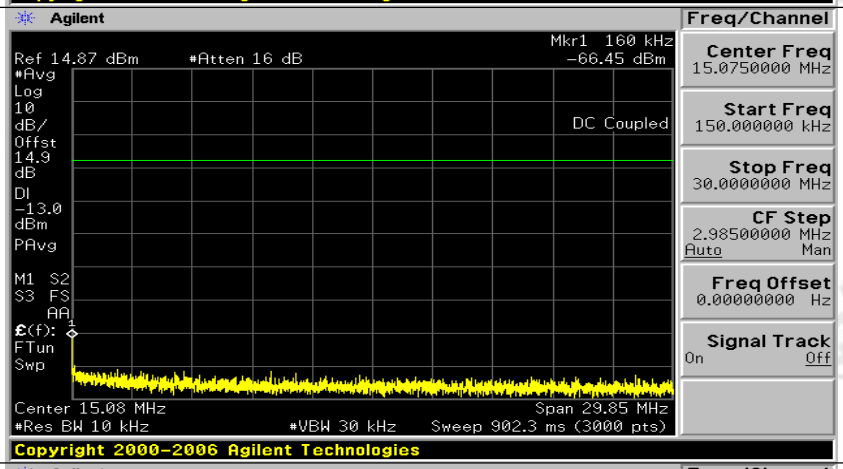

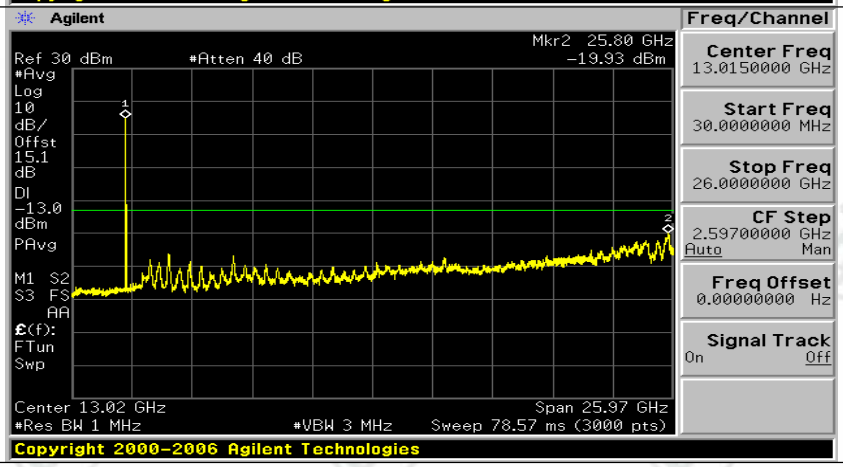

Channel Bandwidth: 10 MHz_MCH_QPSK_25RB#0

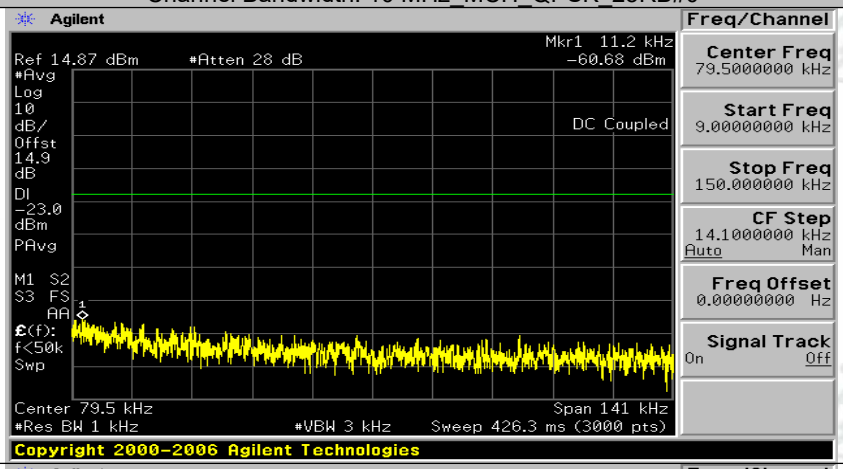

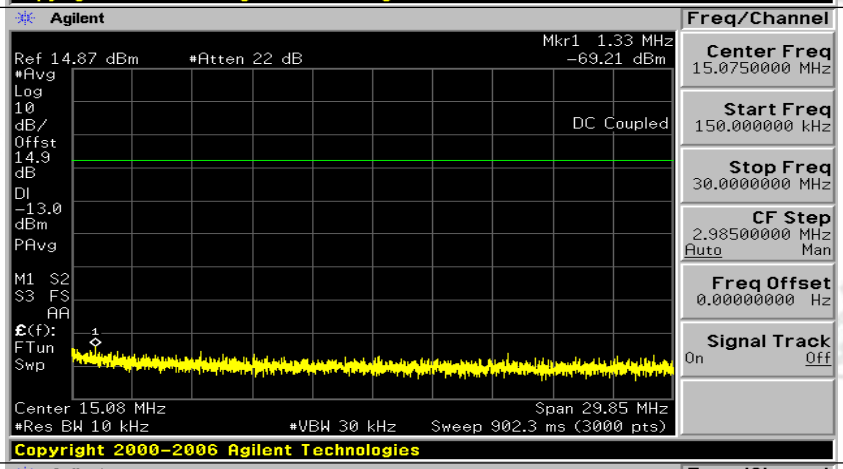

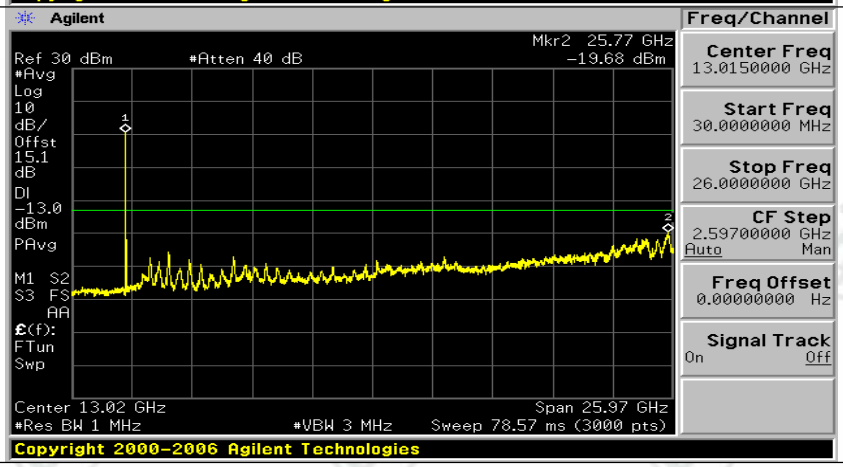

Channel Bandwidth: 10 MHz_MCH_QPSK_25RB#12

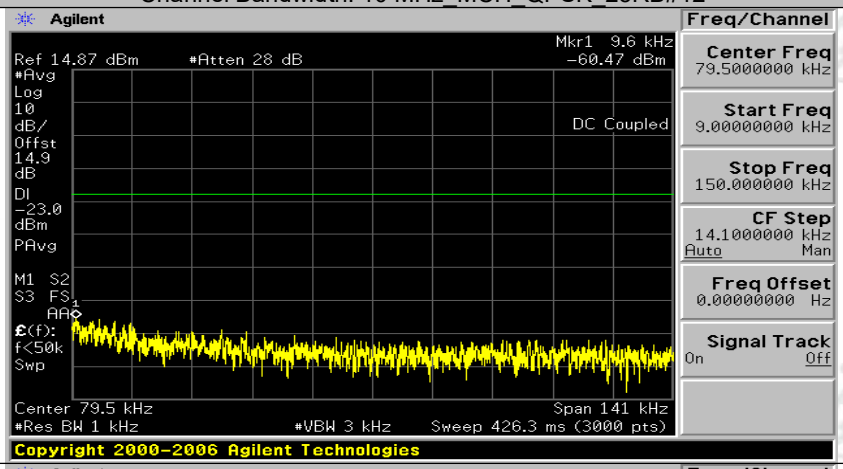

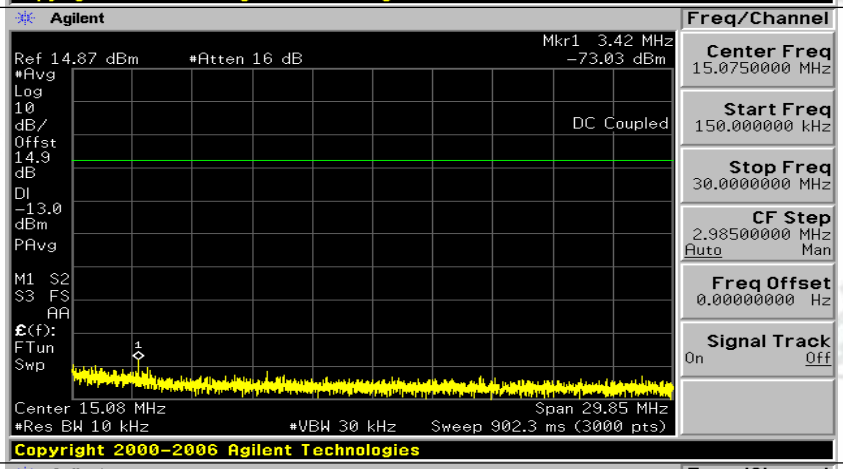

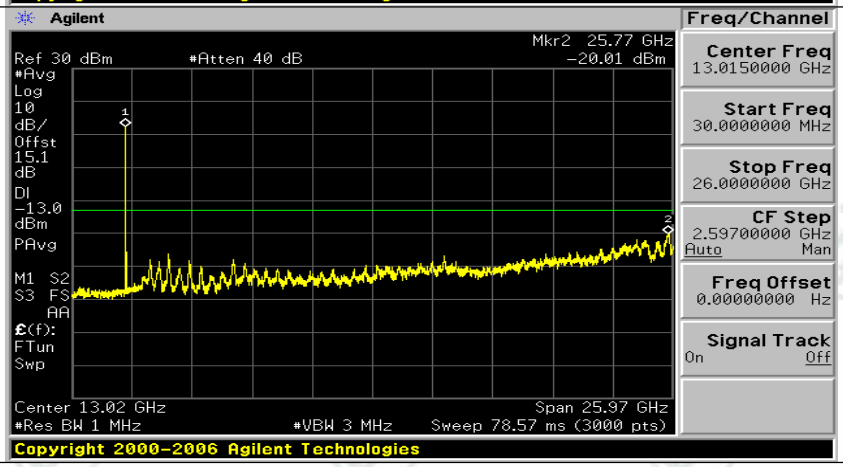

Channel Bandwidth: 10 MHz_MCH_QPSK_25RB#25

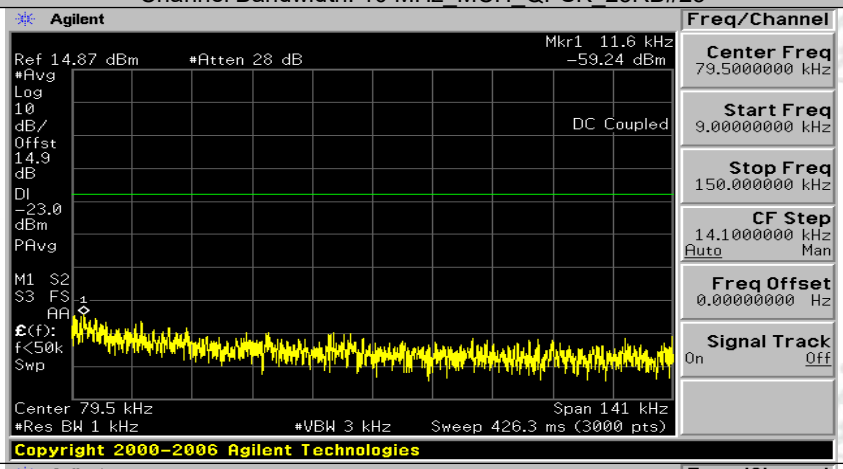

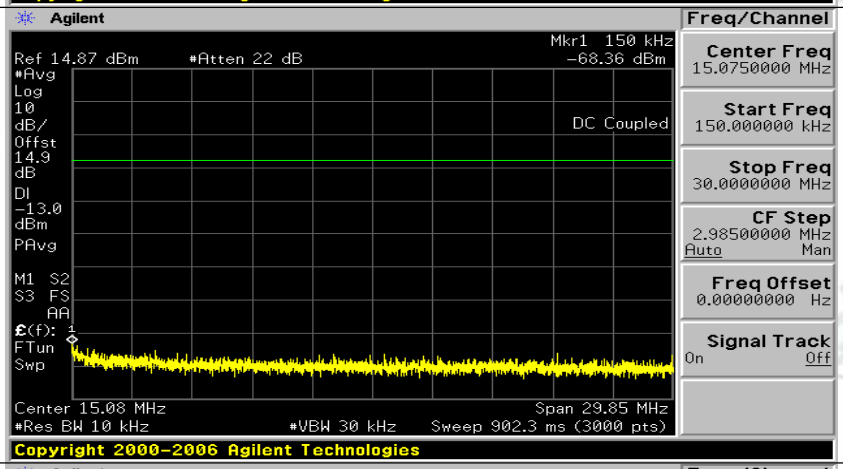

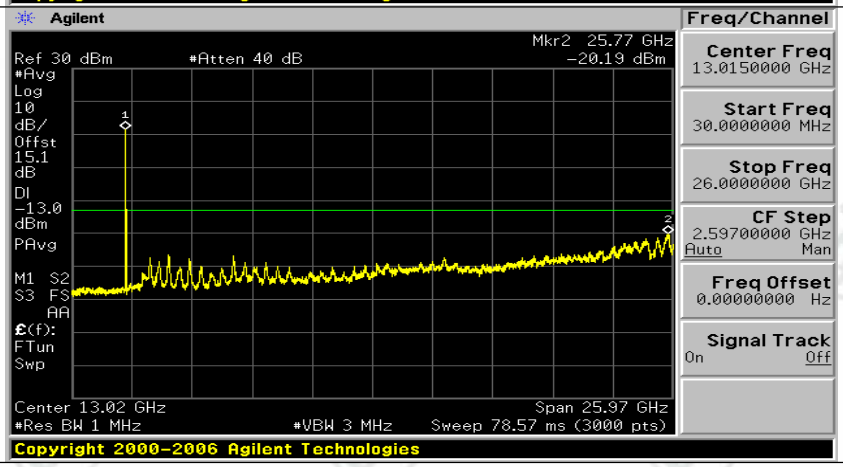

Channel Bandwidth: 10 MHz_MCH_QPSK_50RB#0

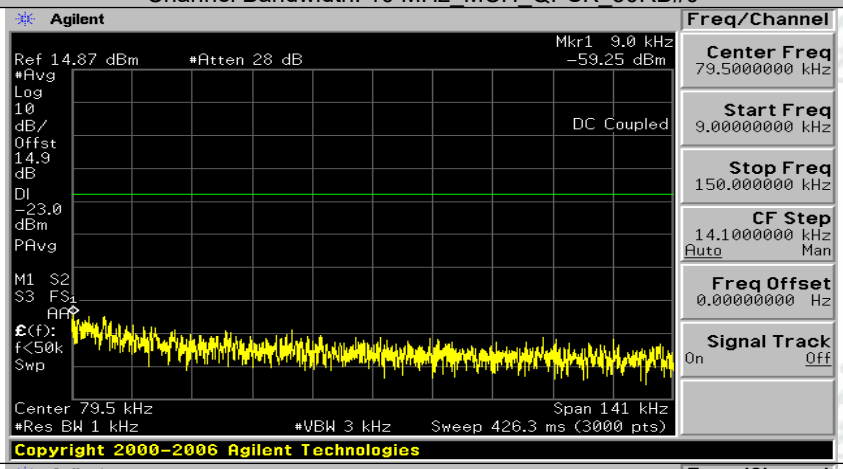

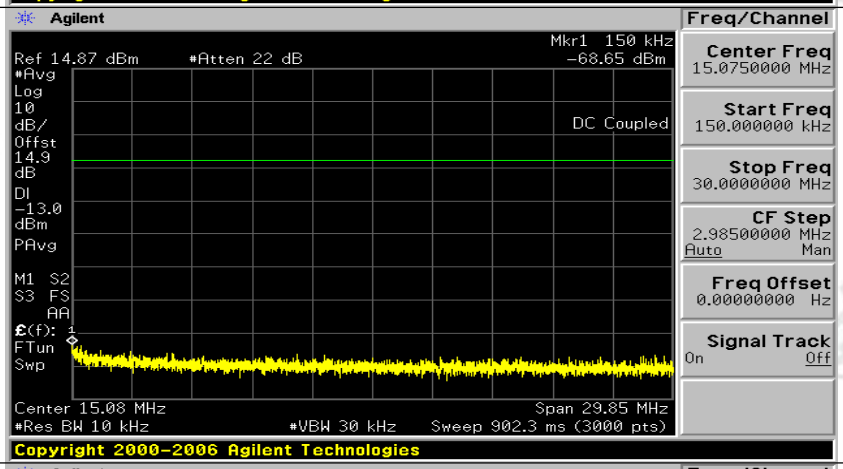

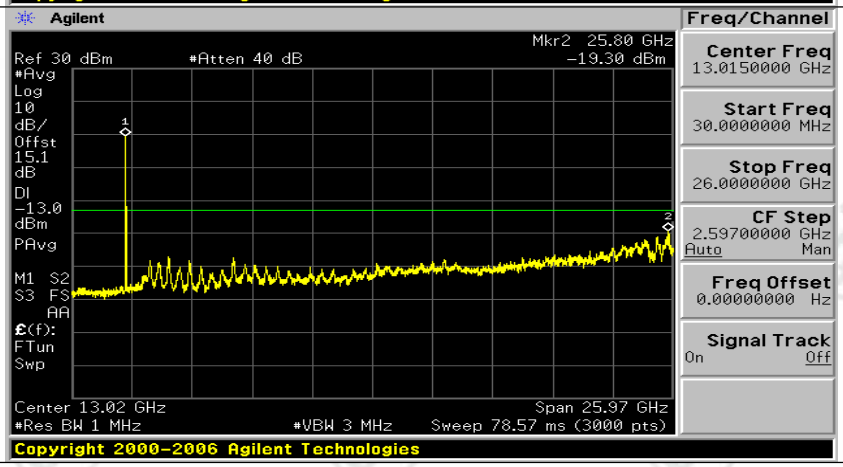

Channel Bandwidth: 10 MHz_MCH_16QAM_1RB#0

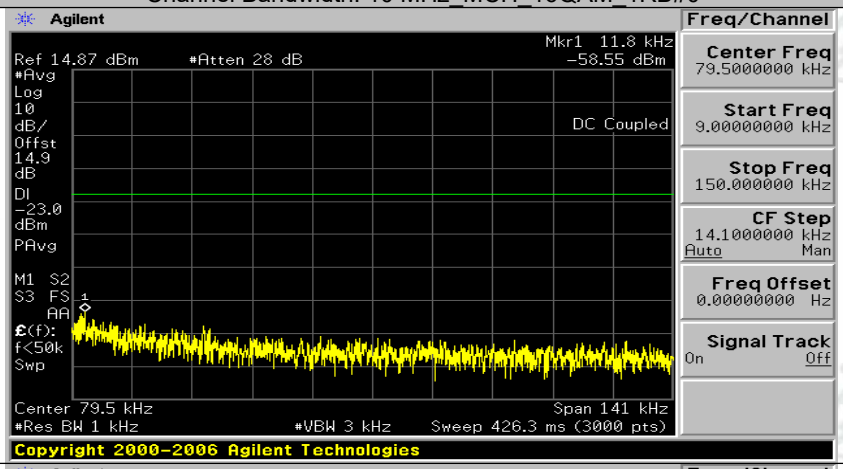

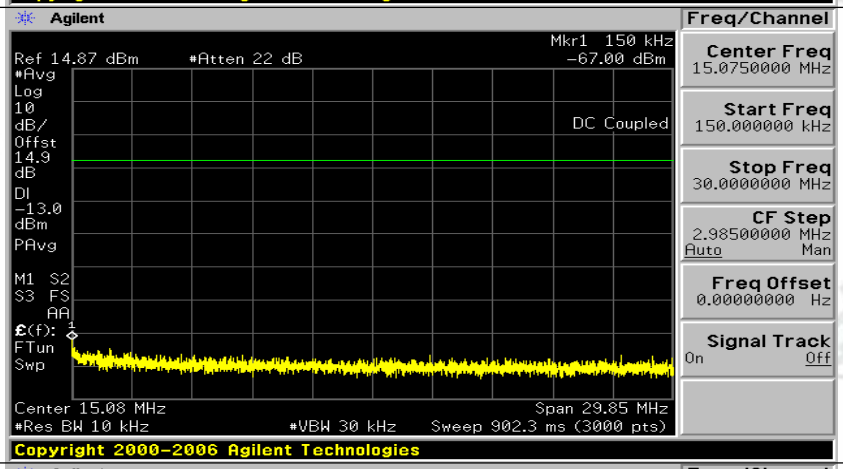

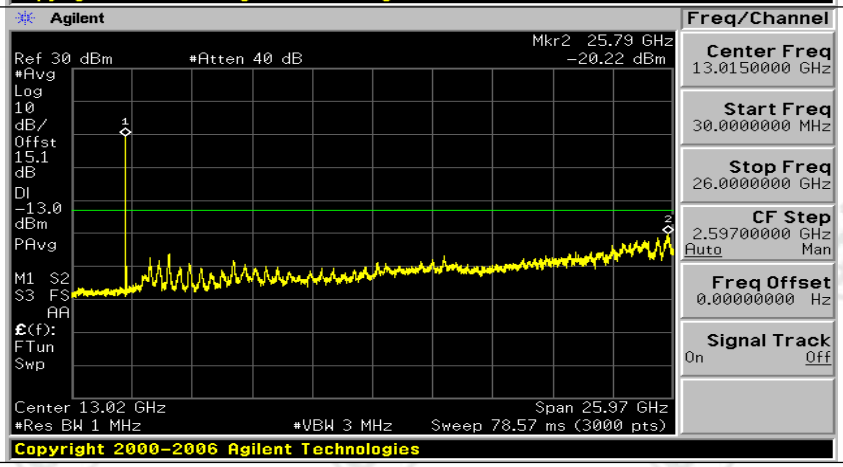

Channel Bandwidth: 10 MHz_MCH_16QAM_1RB#24

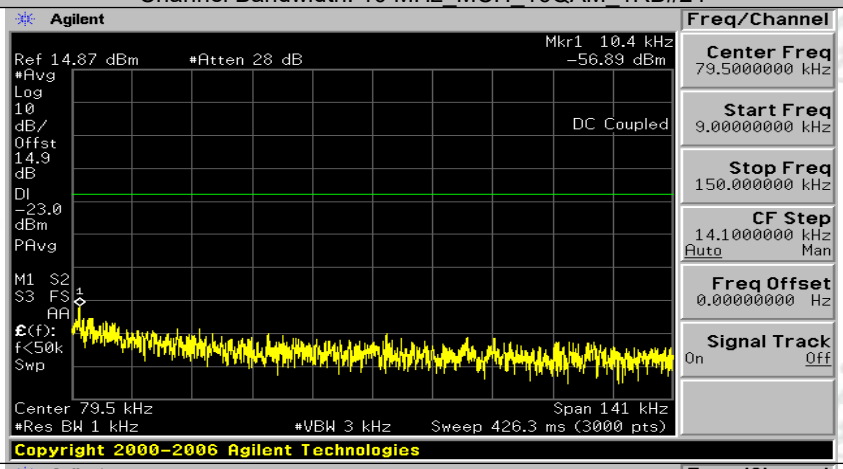

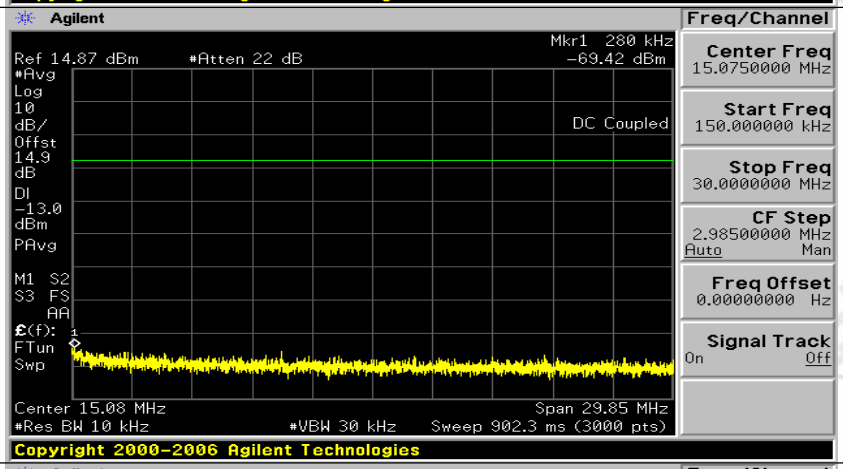

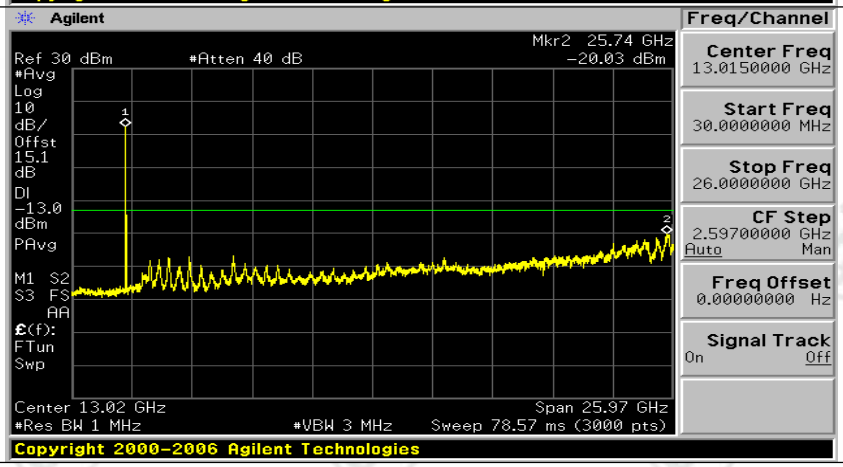

Channel Bandwidth: 10 MHz_MCH_16QAM_1RB#49

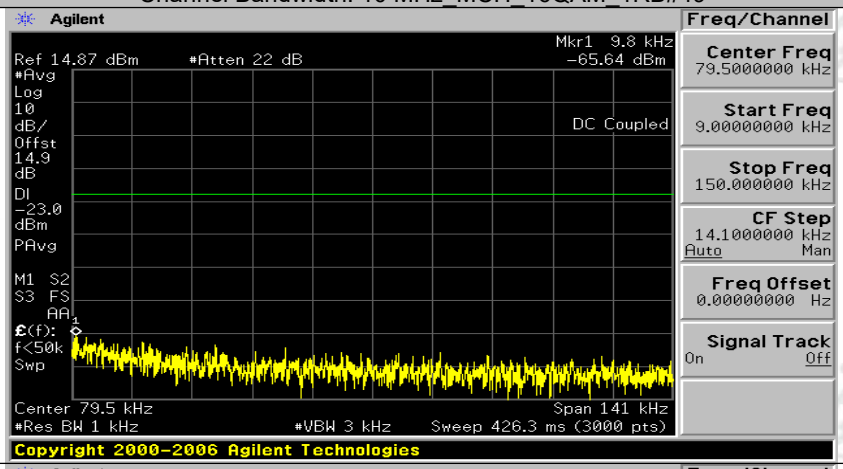

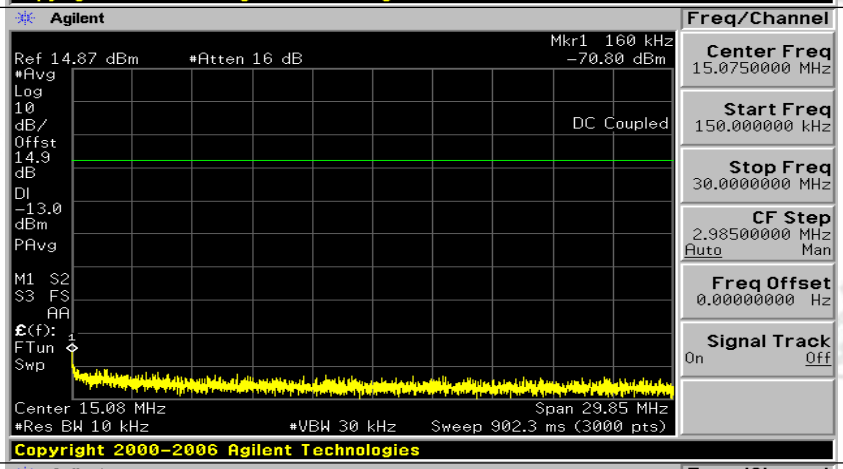

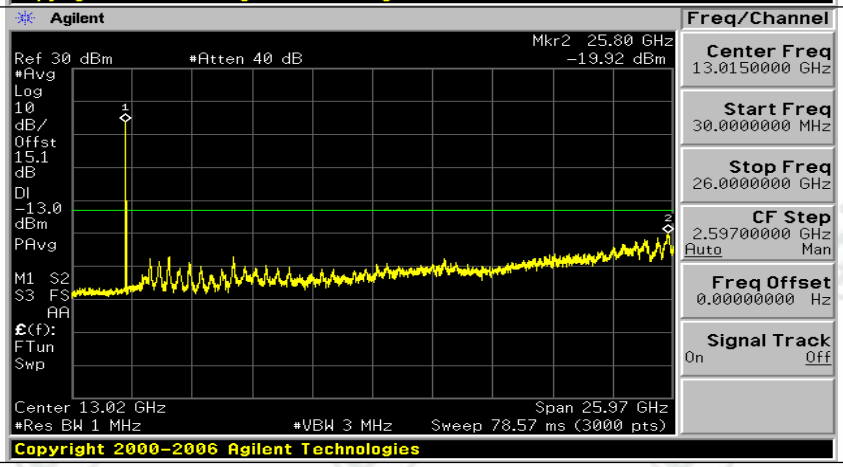

Channel Bandwidth: 10 MHz_MCH_16QAM_25RB#0

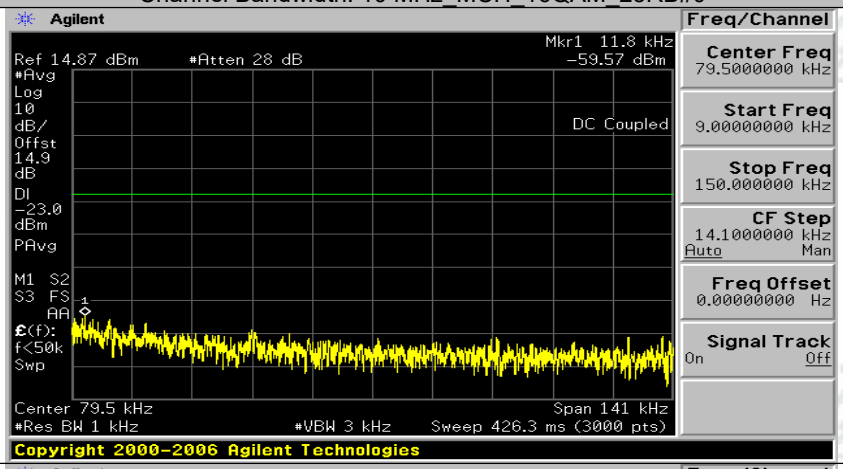

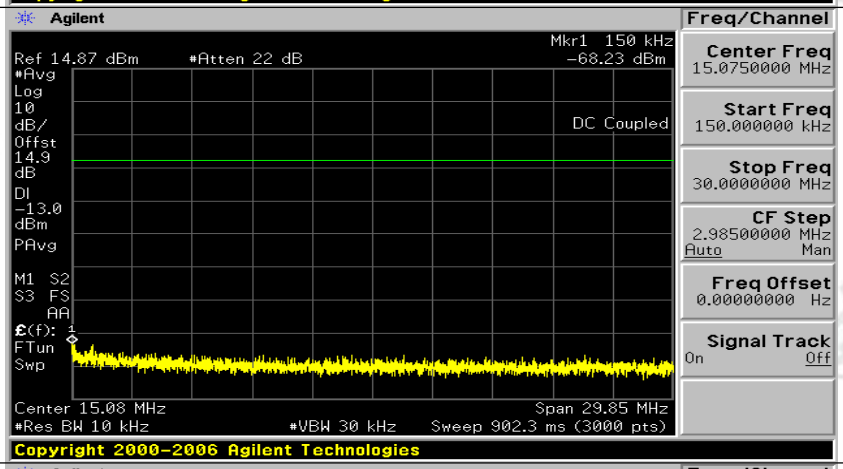

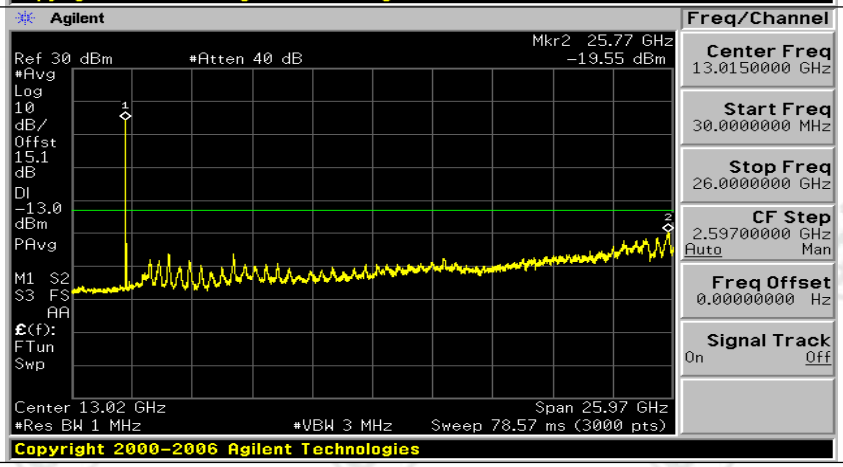

Channel Bandwidth: 10 MHz_MCH_16QAM_25RB#12

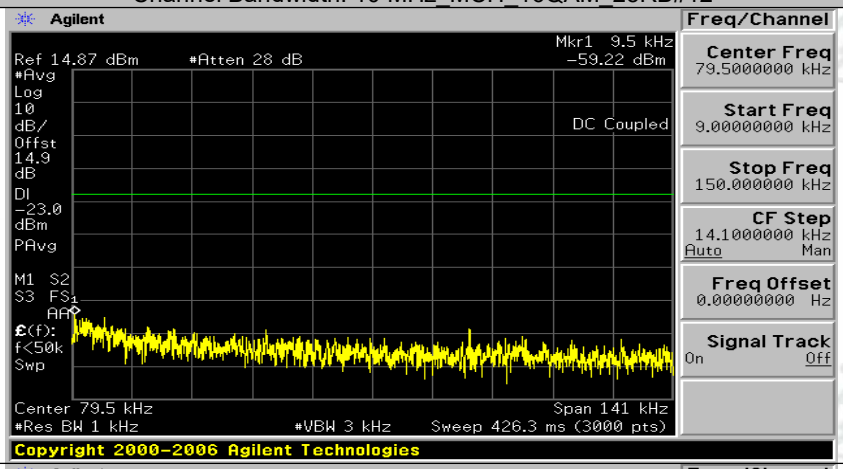

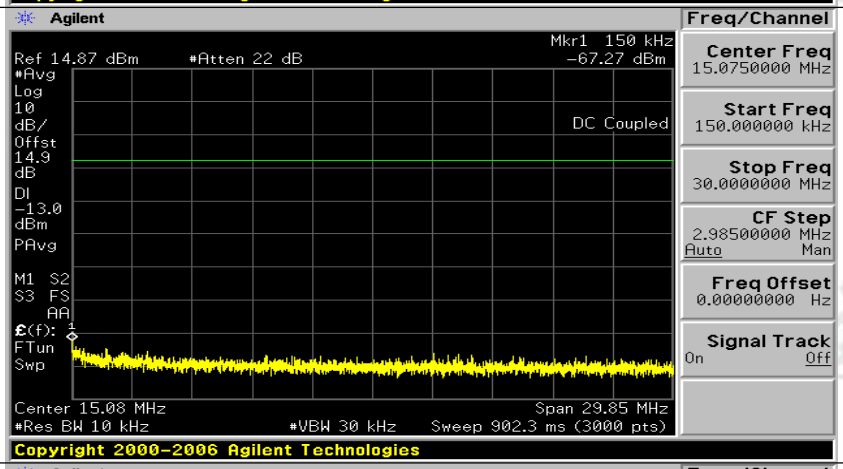

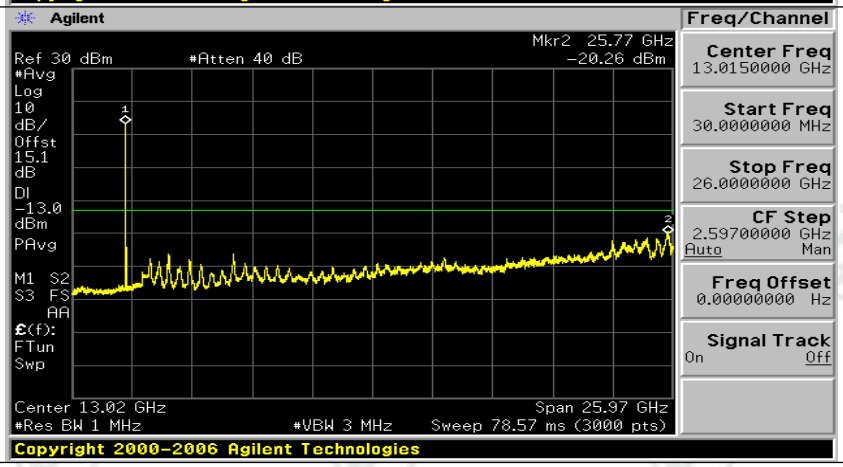

Channel Bandwidth: 10 MHz_MCH_16QAM_25RB#25

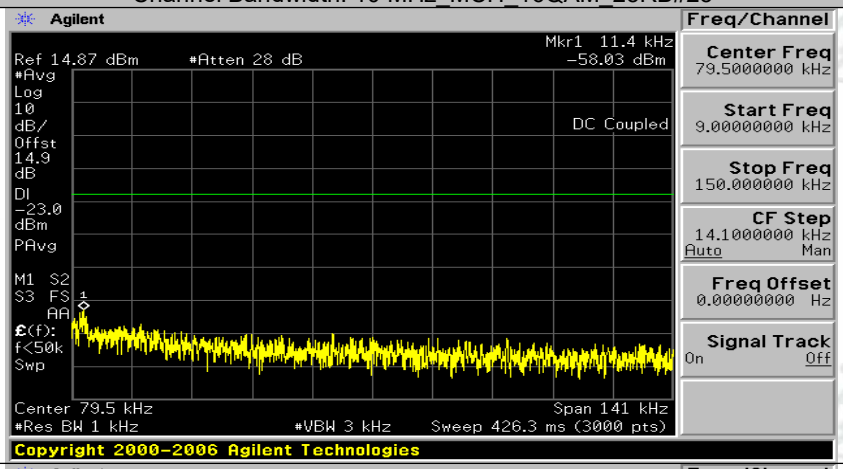

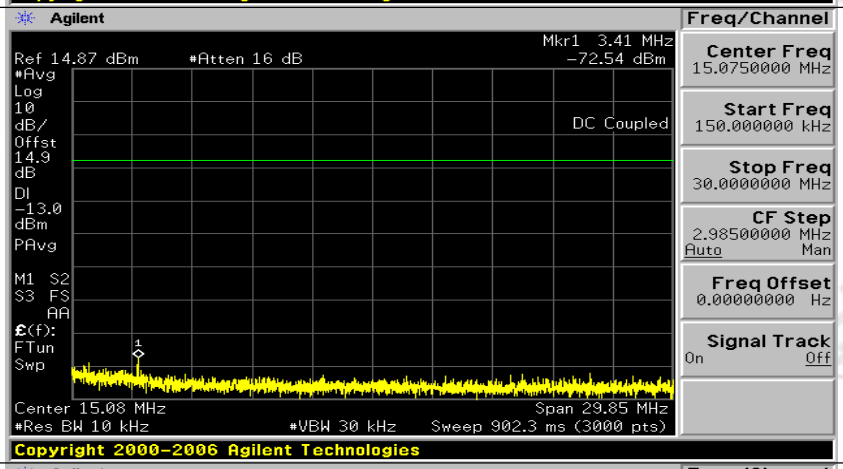

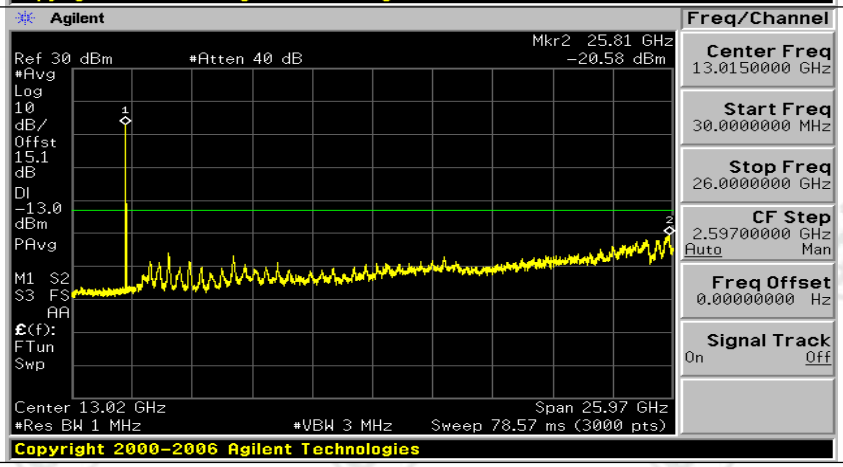

Channel Bandwidth: 10 MHz_MCH_16QAM_50RB#0

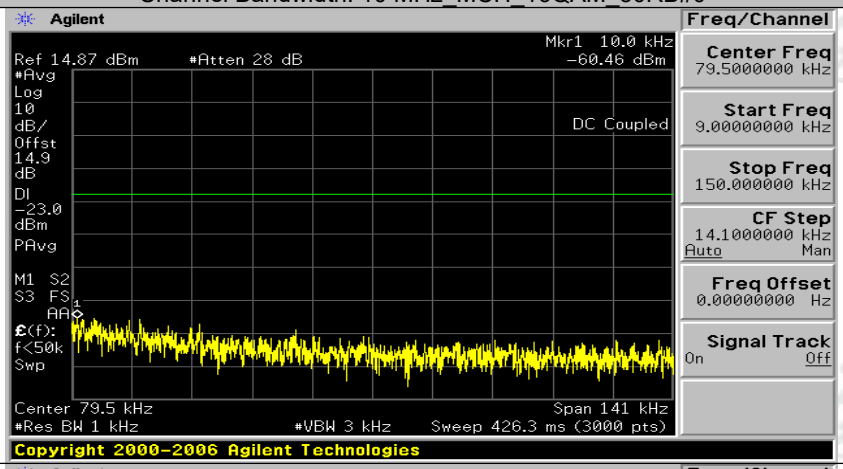

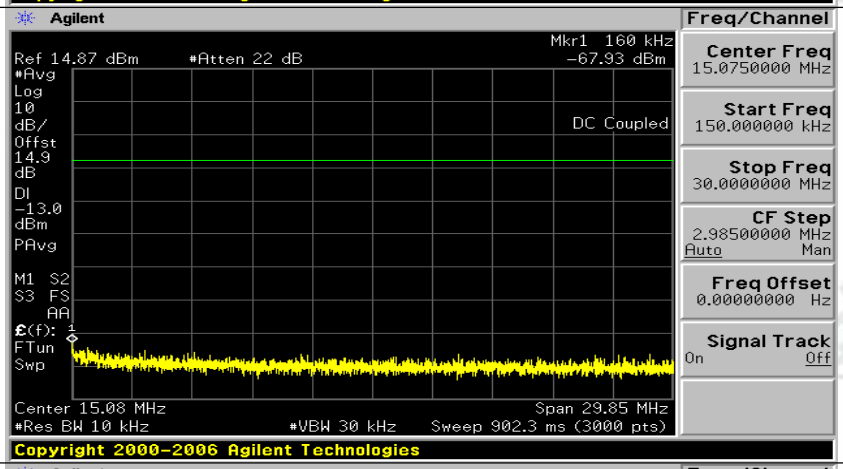

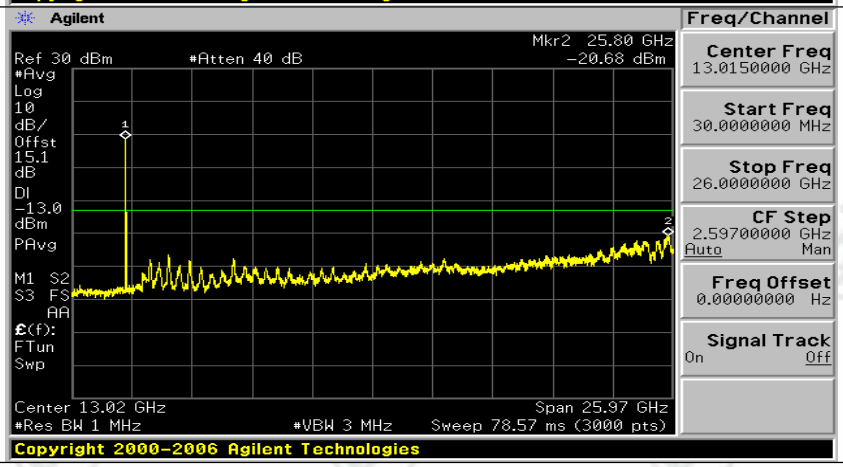

Appendix F): Frequency Stability

Test Result

(VL is 2.805V, VN is 3.3V, VH is 3.795V)

(2305 - 2315MHz)

Channel Bandwidth: 5 MHz

Channel Bandwidth: 5 MHz							
Voltage							
Modulation	Channel	Voltage [Vdc]	Temperature (℃)	Deviation (Hz)	Deviation (ppm)	Limit (ppm)	Verdict
QPSK	LCH	VL	TN	8.94	0.003875	± 2.5	PASS
		VN	TN	-9.17	-0.003974	± 2.5	PASS
		VH	TN	18.80	0.008146	± 2.5	PASS
	MCH	VL	TN	-10.67	-0.004620	± 2.5	PASS
		VN	TN	-21.37	-0.009252	± 2.5	PASS
		VH	TN	-19.54	-0.008459	± 2.5	PASS
	HCH	VL	TN	8.51	0.003681	± 2.5	PASS
		VN	TN	19.07	0.008246	± 2.5	PASS
		VH	TN	40.00	0.017296	± 2.5	PASS
16QAM	LCH	VL	TN	-20.21	-0.008760	± 2.5	PASS
		VN	TN	14.20	0.006156	± 2.5	PASS
		VH	TN	-3.42	-0.001482	± 2.5	PASS
	MCH	VL	TN	3.75	0.001622	± 2.5	PASS
		VN	TN	-47.89	-0.020733	± 2.5	PASS
		VH	TN	-0.80	-0.000347	± 2.5	PASS
	HCH	VL	TN	-42.72	-0.018471	± 2.5	PASS
		VN	TN	-42.70	-0.018465	± 2.5	PASS
		VH	TN	-29.84	-0.012904	± 2.5	PASS
Temperature							
Modulation	Channel	Voltage [Vdc]	Temperature (℃)	Deviation (Hz)	Deviation (ppm)	Limit (ppm)	Verdict
QPSK	LCH	VN	-30	-7.98	-0.003459	± 2.5	PASS
		VN	-20	17.67	0.007656	± 2.5	PASS
		VN	-10	40.83	0.017693	± 2.5	PASS
		VN	0	33.33	0.014445	± 2.5	PASS
		VN	10	16.45	0.007129	± 2.5	PASS
		VN	20	4.65	0.002015	± 2.5	PASS
		VN	30	39.37	0.017061	± 2.5	PASS
		VN	40	36.74	0.015920	± 2.5	PASS
		VN	50	26.11	0.011314	± 2.5	PASS
	MCH	VN	-30	-5.34	-0.002310	± 2.5	PASS
		VN	-20	32.53	0.014082	± 2.5	PASS
		VN	-10	36.61	0.015847	± 2.5	PASS
		VN	0	33.67	0.014578	± 2.5	PASS
		VN	10	-3.22	-0.001393	± 2.5	PASS
		VN	20	14.69	0.006360	± 2.5	PASS
		VN	30	15.91	0.006886	± 2.5	PASS
		VN	40	10.47	0.004533	± 2.5	PASS
		VN	50	30.31	0.013122	± 2.5	PASS
	HCH	VN	-30	9.48	0.004101	± 2.5	PASS
		VN	-20	7.93	0.003427	± 2.5	PASS

		VN	-10	-20.30	-0.008778	± 2.5	PASS
		VN	0	-29.77	-0.012873	± 2.5	PASS
		VN	10	-49.72	-0.021503	± 2.5	PASS
		VN	20	-47.82	-0.020680	± 2.5	PASS
		VN	30	-28.18	-0.012186	± 2.5	PASS
		VN	40	-40.67	-0.017587	± 2.5	PASS
		VN	50	-40.70	-0.017599	± 2.5	PASS
16QAM	LCH	VN	-30	6.69	0.002901	± 2.5	PASS
		VN	-20	-8.25	-0.003577	± 2.5	PASS
		VN	-10	-12.26	-0.005313	± 2.5	PASS
		VN	0	-3.02	-0.001308	± 2.5	PASS
		VN	10	4.89	0.002120	± 2.5	PASS
		VN	20	20.14	0.008729	± 2.5	PASS
		VN	30	25.82	0.011190	± 2.5	PASS
		VN	40	2.07	0.000899	± 2.5	PASS
		VN	50	-8.63	-0.003738	± 2.5	PASS
	MCH	VN	-30	-51.81	-0.022430	± 2.5	PASS
		VN	-20	-20.46	-0.008856	± 2.5	PASS
		VN	-10	-38.50	-0.016665	± 2.5	PASS
		VN	0	-5.44	-0.002353	± 2.5	PASS
		VN	10	-11.17	-0.004836	± 2.5	PASS
		VN	20	-36.05	-0.015606	± 2.5	PASS
		VN	30	-55.30	-0.023941	± 2.5	PASS
		VN	40	-4.19	-0.001814	± 2.5	PASS
		VN	50	40.37	0.017476	± 2.5	PASS
	HCH	VN	-30	-48.91	-0.021150	± 2.5	PASS
		VN	-20	-31.80	-0.013751	± 2.5	PASS
		VN	-10	-49.50	-0.021404	± 2.5	PASS
		VN	0	-8.37	-0.003619	± 2.5	PASS
		VN	10	-11.20	-0.004844	± 2.5	PASS
		VN	20	-40.04	-0.017315	± 2.5	PASS
		VN	30	-47.82	-0.020680	± 2.5	PASS
		VN	40	-30.33	-0.013114	± 2.5	PASS
		VN	50	-26.45	-0.011438	± 2.5	PASS

Channel Bandwidth: 10 MHz

Channel Bandwidth: 10 MHz							
Voltage							
Modulation	Channel	Voltage [Vdc]	Temperature (℃)	Deviation (Hz)	Deviation (ppm)	Limit (ppm)	Verdict
QPSK	MCH	VL	TN	36.03	0.015599	± 2.5	PASS
		VN	TN	-1.73	-0.000749	± 2.5	PASS
		VH	TN	29.51	0.012776	± 2.5	PASS
16QAM	MCH	VL	TN	3.96	0.001715	± 2.5	PASS
		VN	TN	1.72	0.000743	± 2.5	PASS
		VH	TN	35.89	0.015537	± 2.5	PASS
Temperature							
Modulation	Channel	Voltage [Vdc]	Temperature (℃)	Deviation (Hz)	Deviation (ppm)	Limit (ppm)	Verdict
QPSK	MCH	VN	-30	14.26	0.006174	± 2.5	PASS

		VN	-20	-0.74	-0.000322	± 2.5	PASS
		VN	-10	40.14	0.017377	± 2.5	PASS
		VN	0	-13.48	-0.005834	± 2.5	PASS
		VN	10	29.70	0.012856	± 2.5	PASS
		VN	20	22.23	0.009623	± 2.5	PASS
		VN	30	23.85	0.010323	± 2.5	PASS
		VN	40	18.95	0.008205	± 2.5	PASS
		VN	50	25.56	0.011066	± 2.5	PASS
16QAM	MCH	VN	-30	27.17	0.011760	± 2.5	PASS
		VN	-20	11.90	0.005152	± 2.5	PASS
		VN	-10	-3.32	-0.001437	± 2.5	PASS
		VN	0	-50.14	-0.021705	± 2.5	PASS
		VN	10	-19.67	-0.008515	± 2.5	PASS
		VN	20	27.11	0.011735	± 2.5	PASS
		VN	30	-9.38	-0.004062	± 2.5	PASS
		VN	40	-47.88	-0.020727	± 2.5	PASS
		VN	50	-30.20	-0.013073	± 2.5	PASS

(2350 - 2360MHz)

Channel Bandwidth: 5 MHz

Channel Bandwidth: 5 MHz							
Voltage							
Modulation	Channel	Voltage [Vdc]	Temperature (℃)	Deviation (Hz)	Deviation (ppm)	Limit (ppm)	Verdict
QPSK	LCH	VL	TN	30.46	0.012946	± 2.5	PASS
		VN	TN	16.98	0.007218	± 2.5	PASS
		VH	TN	11.69	0.004968	± 2.5	PASS
	MCH	VL	TN	-1.29	-0.000547	± 2.5	PASS
		VN	TN	-16.02	-0.006803	± 2.5	PASS
		VH	TN	-6.58	-0.002794	± 2.5	PASS
	HCH	VL	TN	-13.92	-0.005904	± 2.5	PASS
		VN	TN	-16.74	-0.007099	± 2.5	PASS
		VH	TN	20.07	0.008513	± 2.5	PASS
16QAM	LCH	VL	TN	-34.10	-0.014497	± 2.5	PASS
		VN	TN	-51.81	-0.022025	± 2.5	PASS
		VH	TN	-35.49	-0.015086	± 2.5	PASS
	MCH	VL	TN	-26.21	-0.011128	± 2.5	PASS
		VN	TN	24.91	0.010575	± 2.5	PASS
		VH	TN	-21.76	-0.009239	± 2.5	PASS
	HCH	VL	TN	-20.30	-0.008610	± 2.5	PASS
		VN	TN	-55.70	-0.023628	± 2.5	PASS
		VH	TN	-6.78	-0.002876	± 2.5	PASS
Temperature							
Modulation	Channel	Voltage [Vdc]	Temperature (℃)	Deviation (Hz)	Deviation (ppm)	Limit (ppm)	Verdict
QPSK	LCH	VN	-30	13.15	0.005588	± 2.5	PASS
		VN	-20	-39.48	-0.016783	± 2.5	PASS
		VN	-10	-23.15	-0.009839	± 2.5	PASS
		VN	0	-20.73	-0.008811	± 2.5	PASS

		VN	10	-14.15	-0.006014	± 2.5	PASS
		VN	20	-33.52	-0.014247	± 2.5	PASS
		VN	30	-14.81	-0.006294	± 2.5	PASS
		VN	40	-28.44	-0.012089	± 2.5	PASS
		VN	50	-25.38	-0.010787	± 2.5	PASS
	MCH	VN	-30	-47.38	-0.020118	± 2.5	PASS
		VN	-20	-5.29	-0.002248	± 2.5	PASS
		VN	-10	15.69	0.006664	± 2.5	PASS
		VN	0	29.50	0.012525	± 2.5	PASS
		VN	10	-26.89	-0.011420	± 2.5	PASS
		VN	20	-26.18	-0.011116	± 2.5	PASS
		VN	30	1.44	0.000614	± 2.5	PASS
		VN	40	33.50	0.014226	± 2.5	PASS
		VN	50	-1.82	-0.000771	± 2.5	PASS
	HCH	VN	-30	10.23	0.004339	± 2.5	PASS
		VN	-20	25.61	0.010862	± 2.5	PASS
		VN	-10	-58.35	-0.024751	± 2.5	PASS
		VN	0	-5.62	-0.002385	± 2.5	PASS
		VN	10	26.06	0.011056	± 2.5	PASS
		VN	20	-22.73	-0.009642	± 2.5	PASS
		VN	30	-25.23	-0.010704	± 2.5	PASS
		VN	40	-4.12	-0.001748	± 2.5	PASS
		VN	50	36.88	0.015643	± 2.5	PASS
16QAM	LCH	VN	-30	-27.61	-0.011736	± 2.5	PASS
		VN	-20	-28.38	-0.012064	± 2.5	PASS
		VN	-10	-0.10	-0.000043	± 2.5	PASS
		VN	0	12.36	0.005254	± 2.5	PASS
		VN	10	-24.62	-0.010465	± 2.5	PASS
		VN	20	-29.18	-0.012405	± 2.5	PASS
		VN	30	4.15	0.001763	± 2.5	PASS
		VN	40	18.97	0.008063	± 2.5	PASS
		VN	50	-6.02	-0.002560	± 2.5	PASS
	MCH	VN	-30	-19.68	-0.008358	± 2.5	PASS
		VN	-20	-51.98	-0.022074	± 2.5	PASS
		VN	-10	-57.01	-0.024206	± 2.5	PASS
		VN	0	-41.54	-0.017640	± 2.5	PASS
		VN	10	-22.59	-0.009591	± 2.5	PASS
		VN	20	-16.47	-0.006992	± 2.5	PASS
		VN	30	29.00	0.012313	± 2.5	PASS
		VN	40	9.14	0.003882	± 2.5	PASS
		VN	50	15.82	0.006718	± 2.5	PASS
	HCH	VN	-30	-1.95	-0.000825	± 2.5	PASS
		VN	-20	-3.75	-0.001590	± 2.5	PASS
		VN	-10	-50.70	-0.021505	± 2.5	PASS
		VN	0	-10.60	-0.004496	± 2.5	PASS
		VN	10	-34.32	-0.014557	± 2.5	PASS
		VN	20	-50.30	-0.021335	± 2.5	PASS
		VN	30	1.07	0.000455	± 2.5	PASS
		VN	40	-41.87	-0.017761	± 2.5	PASS
		VN	50	-28.85	-0.012239	± 2.5	PASS

Channel Bandwidth: 10 MHz

Channel Bandwidth: 10 MHz							
Voltage							
Modulation	Channel	Voltage [Vdc]	Temperature (℃)	Deviation (Hz)	Deviation (ppm)	Limit (ppm)	Verdict
QPSK	MCH	VL	TN	27.89	0.011845	± 2.5	PASS
		VN	TN	2.86	0.001215	± 2.5	PASS
		VH	TN	20.87	0.008862	± 2.5	PASS
16QAM	MCH	VL	TN	-41.99	-0.017828	± 2.5	PASS
		VN	TN	34.95	0.014840	± 2.5	PASS
		VH	TN	-15.42	-0.006548	± 2.5	PASS
Temperature							
Modulation	Channel	Voltage [Vdc]	Temperature (℃)	Deviation (Hz)	Deviation (ppm)	Limit (ppm)	Verdict
QPSK	MCH	VN	-30	-10.63	-0.004513	± 2.5	PASS
		VN	-20	26.82	0.011389	± 2.5	PASS
		VN	-10	-1.82	-0.000771	± 2.5	PASS
		VN	0	22.39	0.009506	± 2.5	PASS
		VN	10	9.56	0.004058	± 2.5	PASS
		VN	20	18.71	0.007945	± 2.5	PASS
		VN	30	20.64	0.008765	± 2.5	PASS
		VN	40	3.15	0.001336	± 2.5	PASS
		VN	50	-16.99	-0.007216	± 2.5	PASS
16QAM	MCH	VN	-30	26.51	0.011256	± 2.5	PASS
		VN	-20	-8.81	-0.003742	± 2.5	PASS
		VN	-10	-5.48	-0.002326	± 2.5	PASS
		VN	0	-15.54	-0.006597	± 2.5	PASS
		VN	10	-28.04	-0.011906	± 2.5	PASS
		VN	20	-36.36	-0.015441	± 2.5	PASS
		VN	30	-30.21	-0.012829	± 2.5	PASS
		VN	40	0.20	0.000085	± 2.5	PASS
		VN	50	8.57	0.003639	± 2.5	PASS

Appendix G): Field strength of spurious radiation

Receiver Setup:

Frequency	Detector	RBW	VBW	Remark
0.009MHz-30MHz	Peak	10kHz	30kHz	Peak
30MHz-1GHz	Peak	120kHz	300kHz	Peak
Above 1GHz	Peak	1MHz	3MHz	Peak

Measurement Procedure:

1. Scan up to 10th harmonic, find the maximum radiation frequency to measure.
2. The technique used to find the Spurious Emissions of the transmitter was the antenna substitution method. Substitution method was performed to determine the actual ERP/EIRP emission levels of the EUT.

Test procedure as below:

1) The EUT was powered ON and placed on a 1.5m hight table at a 3 meter fully Anechoic Chamber. The antenna of the transmitter was extended to its maximum length. modulation mode and the measuring receiver shall be tuned to the frequency of the transmitter under test.
2) The EUT was set 3 meters(above 18GHz the distance is 1 meter) away from the interference-receiving antenna, which was mounted on the top of a variable-height antenna tower.
3) The disturbance of the transmitter was maximized on the test receiver display by raising and lowering from 1m to 4m the receive antenna and by rotating through 360° the turntable. After the fundamental emission was maximized, a field strength measurement was made.
4) Steps 1) to 3) were performed with the EUT and the receive antenna in both vertical and horizontal polarization.
5) The transmitter was then removed and replaced with another antenna. The center of the antenna was approximately at the same location as the center of the transmitter.
6) A signal at the disturbance was fed to the substitution antenna by means of a non-radiating cable. With both the substitution and the receive antennas horizontally polarized, the receive antenna was raised and lowered to obtain a maximum reading at the test receiver. The level of the signal generator was adjusted until the measured field strength level in step 3) is obtained for this set of conditions.
7) The output power into the substitution antenna was then measured.
8) Steps 6) and 7)were repeated with both antennas polarized.
9) Calculate power in dBm by the following formula:

   ERP(dBm) = Pg(dBm) – cable loss (dB) + antenna gain (dBd)

   EIRP(dBm) = Pg(dBm) – cable loss (dB) + antenna gain (dBi)

   EIRP=ERP+2.15dB

   where:

   Pg is the generator output power into the substitution antenna.
10) Test the EUT in the lowest channel, the middle channel the Highest channel
11) The radiation measurements are performed in X, Y, Z axis positioning for EUT operation mode,And found the X axis positioning which it is worse case.
12) Repeat above procedures until all frequencies measured was complete.

Limit: Attenuated at least 43+10log(P)

Test Data:

(2305 - 2315MHz)

QPSK

Mode:	LTE Traffic							
Band:	40			Channel:		38725		
Remark:	5M							
NO.	Freq. [MHz]	Height [cm]	Azimuth [deg]	Level [dBm]	Limit [dBm]	Margin [dB]	Result	Polarity
1	96.7494	150	200	-70.44	-13.00	57.44	Pass	Horizontal
2	161.1702	150	1	-60.07	-13.00	47.07	Pass	Horizontal
3	290.4001	150	155	-66.91	-13.00	53.91	Pass	Horizontal
4	355.2090	150	112	-64.35	-13.00	51.35	Pass	Horizontal
5	443.1086	150	38	-62.74	-13.00	49.74	Pass	Horizontal
6	598.3397	150	331	-62.34	-13.00	49.34	Pass	Horizontal
7	1326.6327	150	317	-49.15	-13.00	36.15	Pass	Horizontal
8	4605.0000	150	87	-50.43	-13.00	37.43	Pass	Horizontal
9	6907.5000	150	87	-49.42	-13.00	36.42	Pass	Horizontal
10	9210.0000	150	0	-45.10	-13.00	32.10	Pass	Horizontal
11	11495.6748	150	318	-39.24	-13.00	26.24	Pass	Horizontal
12	14775.5888	150	272	-34.86	-13.00	21.86	Pass	Horizontal

Mode:	LTE Traffic							
Band:	40			Channel:		38725		
Remark:	5M							
NO.	Freq. [MHz]	Height [cm]	Azimuth [deg]	Level [dBm]	Limit [dBm]	Margin [dB]	Result	Polarity
1	52.8966	150	72	-68.90	-13.00	55.90	Pass	Vertical
2	161.1702	150	1	-67.14	-13.00	54.14	Pass	Vertical
3	290.4001	150	28	-71.21	-13.00	58.21	Pass	Vertical
4	400.0320	150	175	-66.45	-13.00	53.45	Pass	Vertical
5	599.6979	150	322	-64.78	-13.00	51.78	Pass	Vertical
6	722.1364	150	146	-64.75	-13.00	51.75	Pass	Vertical
7	1395.2395	150	161	-46.40	-13.00	33.40	Pass	Vertical
8	4605.0000	150	107	-49.74	-13.00	36.74	Pass	Vertical
9	6907.5000	150	293	-48.81	-13.00	35.81	Pass	Vertical
10	9210.0000	150	340	-45.12	-13.00	32.12	Pass	Vertical
11	11488.9244	150	0	-39.27	-13.00	26.27	Pass	Vertical
12	15298.3649	150	107	-35.99	-13.00	22.99	Pass	Vertical

Mode:	LTE Traffic							
Band:	40			Channel:		38750		
Remark:	5M							
NO.	Freq. [MHz]	Height [cm]	Azimuth [deg]	Level [dBm]	Limit [dBm]	Margin [dB]	Result	Polarity
1	96.7494	150	156	-70.22	-13.00	57.22	Pass	Horizontal
2	161.3643	150	359	-60.13	-13.00	47.13	Pass	Horizontal
3	290.2060	150	156	-68.73	-13.00	55.73	Pass	Horizontal
4	354.6269	150	98	-65.64	-13.00	52.64	Pass	Horizontal
5	599.8920	150	41	-63.76	-13.00	50.76	Pass	Horizontal
6	735.1370	150	331	-67.58	-13.00	54.58	Pass	Horizontal
7	1596.0596	150	113	-50.24	-13.00	37.24	Pass	Horizontal
8	4610.0000	150	116	-50.67	-13.00	37.67	Pass	Horizontal
9	6915.0000	150	20	-49.69	-13.00	36.69	Pass	Horizontal
10	9220.0000	150	164	-43.92	-13.00	30.92	Pass	Horizontal
11	11491.1746	150	232	-39.55	-13.00	26.55	Pass	Horizontal
12	15632.8816	150	280	-36.08	-13.00	23.08	Pass	Horizontal

Mode:	LTE Traffic							
Band:	40			Channel:		38750		
Remark:	5M							
NO.	Freq. [MHz]	Height [cm]	Azimuth [deg]	Level [dBm]	Limit [dBm]	Margin [dB]	Result	Polarity
1	52.5085	150	83	-67.95	-13.00	54.95	Pass	Vertical
2	161.3643	150	316	-66.51	-13.00	53.51	Pass	Vertical
3	199.3959	150	156	-67.31	-13.00	54.31	Pass	Vertical
4	399.0618	150	156	-68.48	-13.00	55.48	Pass	Vertical
5	598.7277	150	126	-65.81	-13.00	52.81	Pass	Vertical
6	716.1212	150	141	-65.56	-13.00	52.56	Pass	Vertical
7	1394.4394	150	110	-44.71	-13.00	31.71	Pass	Vertical
8	3195.7598	150	90	-45.78	-13.00	32.78	Pass	Vertical
9	4610.0000	150	232	-51.56	-13.00	38.56	Pass	Vertical
10	6915.0000	150	327	-48.48	-13.00	35.48	Pass	Vertical
11	9220.0000	150	42	-45.16	-13.00	32.16	Pass	Vertical
12	15295.3648	150	68	-36.23	-13.00	23.23	Pass	Vertical

Mode:	LTE Traffic							
Band:	40			Channel:		38750		
Remark:	10M							
NO.	Freq. [MHz]	Height [cm]	Azimuth [deg]	Level [dBm]	Limit [dBm]	Margin [dB]	Result	Polarity
1	96.7494	150	193	-69.37	-13.00	56.37	Pass	Horizontal
2	161.1702	150	333	-60.42	-13.00	47.42	Pass	Horizontal
3	199.5899	150	249	-66.22	-13.00	53.22	Pass	Horizontal
4	355.2090	150	110	-63.10	-13.00	50.10	Pass	Horizontal
5	597.5635	150	359	-68.32	-13.00	55.32	Pass	Horizontal
6	750.0780	150	319	-66.69	-13.00	53.69	Pass	Horizontal
7	1266.2266	150	262	-50.65	-13.00	37.65	Pass	Horizontal
8	4615.0000	150	203	-51.68	-13.00	38.68	Pass	Horizontal
9	6922.5000	150	358	-48.65	-13.00	35.65	Pass	Horizontal
10	9230.0000	150	111	-45.13	-13.00	32.13	Pass	Horizontal
11	11494.1747	150	270	-40.20	-13.00	27.20	Pass	Horizontal
12	14744.8372	150	224	-36.77	-13.00	23.77	Pass	Horizontal

Mode:	LTE Traffic							
Band:	40			Channel:		38750		
Remark:	10M							
NO.	Freq. [MHz]	Height [cm]	Azimuth [deg]	Level [dBm]	Limit [dBm]	Margin [dB]	Result	Polarity
1	54.2549	150	165	-68.09	-13.00	55.09	Pass	Vertical
2	161.3643	150	359	-66.07	-13.00	53.07	Pass	Vertical
3	208.9038	150	1	-69.81	-13.00	56.81	Pass	Vertical
4	290.0120	150	193	-69.94	-13.00	56.94	Pass	Vertical
5	598.5337	150	262	-66.99	-13.00	53.99	Pass	Vertical
6	720.0020	150	94	-65.07	-13.00	52.07	Pass	Vertical
7	1393.6394	150	123	-45.58	-13.00	32.58	Pass	Vertical
8	2936.3936	150	220	-47.12	-13.00	34.12	Pass	Vertical
9	4615.0000	150	358	-50.92	-13.00	37.92	Pass	Vertical
10	6922.5000	150	133	-49.24	-13.00	36.24	Pass	Vertical
11	9230.0000	150	1	-45.64	-13.00	32.64	Pass	Vertical
12	15633.6317	150	340	-37.03	-13.00	24.03	Pass	Vertical

Mode:	LTE Traffic							
Band:	40			Channel:		38775		
Remark:	5M							
NO.	Freq. [MHz]	Height [cm]	Azimuth [deg]	Level [dBm]	Limit [dBm]	Margin [dB]	Result	Polarity
1	96.9434	150	143	-69.20	-13.00	56.20	Pass	Horizontal
2	161.1702	150	359	-60.20	-13.00	47.20	Pass	Horizontal
3	290.4001	150	159	-67.47	-13.00	54.47	Pass	Horizontal
4	398.6737	150	2	-61.59	-13.00	48.59	Pass	Horizontal
5	597.9516	150	34	-68.06	-13.00	55.06	Pass	Horizontal
6	797.6175	150	2	-67.10	-13.00	54.10	Pass	Horizontal
7	1226.8227	150	208	-50.35	-13.00	37.35	Pass	Horizontal
8	4620.0000	150	163	-49.91	-13.00	36.91	Pass	Horizontal
9	6930.0000	150	280	-49.33	-13.00	36.33	Pass	Horizontal
10	9240.0000	150	211	-44.20	-13.00	31.20	Pass	Horizontal
11	11479.9240	150	350	-39.77	-13.00	26.77	Pass	Horizontal
12	14749.3375	150	350	-37.03	-13.00	24.03	Pass	Horizontal

Mode:	LTE Traffic							
Band:	40			Channel:		38775		
Remark:	5M							
NO.	Freq. [MHz]	Height [cm]	Azimuth [deg]	Level [dBm]	Limit [dBm]	Margin [dB]	Result	Polarity
1	54.0608	150	118	-68.66	-13.00	55.66	Pass	Vertical
2	161.1702	150	331	-65.12	-13.00	52.12	Pass	Vertical
3	208.9038	150	10	-69.38	-13.00	56.38	Pass	Vertical
4	398.6737	150	100	-69.08	-13.00	56.08	Pass	Vertical
5	597.5635	150	270	-63.92	-13.00	50.92	Pass	Vertical
6	796.4533	150	10	-67.45	-13.00	54.45	Pass	Vertical
7	1398.8399	150	118	-43.71	-13.00	30.71	Pass	Vertical
8	2904.1904	150	208	-47.11	-13.00	34.11	Pass	Vertical
9	4620.0000	150	352	-50.07	-13.00	37.07	Pass	Vertical
10	6930.0000	150	183	-50.05	-13.00	37.05	Pass	Vertical
11	9240.0000	150	133	-44.75	-13.00	31.75	Pass	Vertical
12	14867.0934	150	209	-36.54	-13.00	23.54	Pass	Vertical

16QAM

Mode:	LTE Traffic							
Band:	40			Channel:		38725		
Remark:	5M							
NO.	Freq. [MHz]	Height [cm]	Azimuth [deg]	Level [dBm]	Limit [dBm]	Margin [dB]	Result	Polarity
1	96.9434	150	216	-73.04	-13.00	60.04	Pass	Horizontal
2	161.3643	150	1	-60.12	-13.00	47.12	Pass	Horizontal
3	355.2090	150	101	-63.97	-13.00	50.97	Pass	Horizontal
4	444.6609	150	42	-64.19	-13.00	51.19	Pass	Horizontal
5	597.5635	150	14	-63.91	-13.00	50.91	Pass	Horizontal
6	799.3639	150	101	-66.74	-13.00	53.74	Pass	Horizontal
7	1394.4394	150	28	-50.15	-13.00	37.15	Pass	Horizontal
8	2865.5866	150	216	-47.73	-13.00	34.73	Pass	Horizontal
9	4700.0000	150	108	-49.46	-13.00	36.46	Pass	Horizontal
10	7050.0000	150	247	-48.57	-13.00	35.57	Pass	Horizontal
11	9400.0000	150	318	-42.73	-13.00	29.73	Pass	Horizontal
12	14744.0872	150	247	-35.30	-13.00	22.30	Pass	Horizontal

Mode:	LTE Traffic							
Band:	40			Channel:		38725		
Remark:	5M							
NO.	Freq. [MHz]	Height [cm]	Azimuth [deg]	Level [dBm]	Limit [dBm]	Margin [dB]	Result	Polarity
1	54.2549	150	100	-68.66	-13.00	55.66	Pass	Vertical
2	161.1702	150	345	-66.86	-13.00	53.86	Pass	Vertical
3	199.7840	150	187	-66.15	-13.00	53.15	Pass	Vertical
4	399.4499	150	170	-71.58	-13.00	58.58	Pass	Vertical
5	597.3695	150	302	-62.90	-13.00	49.90	Pass	Vertical
6	722.1364	150	259	-65.20	-13.00	52.20	Pass	Vertical
7	1396.6397	150	143	-44.55	-13.00	31.55	Pass	Vertical
8	3025.5013	150	15	-47.70	-13.00	34.70	Pass	Vertical
9	4700.0000	150	226	-50.86	-13.00	37.86	Pass	Vertical
10	7050.0000	150	0	-48.76	-13.00	35.76	Pass	Vertical
11	9400.0000	150	0	-43.38	-13.00	30.38	Pass	Vertical
12	15284.1142	150	247	-35.71	-13.00	22.71	Pass	Vertical

Mode:	LTE Traffic							
Band:	40			Channel:		38750		
Remark:	5M							
NO.	Freq. [MHz]	Height [cm]	Azimuth [deg]	Level [dBm]	Limit [dBm]	Margin [dB]	Result	Polarity
1	96.9434	150	157	-71.00	-13.00	58.00	Pass	Horizontal
2	161.1702	150	345	-60.64	-13.00	47.64	Pass	Horizontal
3	355.2090	150	84	-65.99	-13.00	52.99	Pass	Horizontal
4	399.2559	150	1	-61.96	-13.00	48.96	Pass	Horizontal
5	599.1158	150	113	-66.84	-13.00	53.84	Pass	Horizontal
6	839.1418	150	129	-68.03	-13.00	55.03	Pass	Horizontal
7	1291.6292	150	216	-50.44	-13.00	37.44	Pass	Horizontal
8	3192.0096	150	186	-47.62	-13.00	34.62	Pass	Horizontal
9	4700.0000	150	67	-51.06	-13.00	38.06	Pass	Horizontal
10	7050.0000	150	138	-48.48	-13.00	35.48	Pass	Horizontal
11	9400.0000	150	116	-44.04	-13.00	31.04	Pass	Horizontal
12	14747.8374	150	306	-35.07	-13.00	22.07	Pass	Horizontal

Mode:	LTE Traffic							
Band:	40			Channel:		38750		
Remark:	5M							
NO.	Freq. [MHz]	Height [cm]	Azimuth [deg]	Level [dBm]	Limit [dBm]	Margin [dB]	Result	Polarity
1	53.6727	150	106	-69.04	-13.00	56.04	Pass	Vertical
2	161.1702	150	302	-67.07	-13.00	54.07	Pass	Vertical
3	199.5899	150	149	-67.43	-13.00	54.43	Pass	Vertical
4	399.2559	150	149	-71.33	-13.00	58.33	Pass	Vertical
5	598.1456	150	272	-65.17	-13.00	52.17	Pass	Vertical
6	709.3299	150	241	-65.52	-13.00	52.52	Pass	Vertical
7	1398.2398	150	2	-46.05	-13.00	33.05	Pass	Vertical
8	3192.0096	150	355	-45.65	-13.00	32.65	Pass	Vertical
9	4700.0000	150	355	-50.66	-13.00	37.66	Pass	Vertical
10	7050.0000	150	138	-49.33	-13.00	36.33	Pass	Vertical
11	9400.0000	150	186	-43.70	-13.00	30.70	Pass	Vertical
12	15632.8816	150	308	-36.20	-13.00	23.20	Pass	Vertical

Mode:	LTE Traffic							
Band:	40			Channel:		38750		
Remark:	10M							
NO.	Freq. [MHz]	Height [cm]	Azimuth [deg]	Level [dBm]	Limit [dBm]	Margin [dB]	Result	Polarity
1	96.7494	150	154	-70.28	-13.00	57.28	Pass	Horizontal
2	161.3643	150	359	-58.58	-13.00	45.58	Pass	Horizontal
3	290.7882	150	97	-67.97	-13.00	54.97	Pass	Horizontal
4	355.0150	150	97	-65.24	-13.00	52.24	Pass	Horizontal
5	599.5039	150	335	-65.63	-13.00	52.63	Pass	Horizontal
6	744.2569	150	112	-67.84	-13.00	54.84	Pass	Horizontal
7	1333.4333	150	28	-50.52	-13.00	37.52	Pass	Horizontal
8	3152.2576	150	1	-47.13	-13.00	34.13	Pass	Horizontal
9	4700.0000	150	66	-50.33	-13.00	37.33	Pass	Horizontal
10	7050.0000	150	358	-47.02	-13.00	34.02	Pass	Horizontal
11	9400.0000	150	66	-43.32	-13.00	30.32	Pass	Horizontal
12	14870.0935	150	358	-35.74	-13.00	22.74	Pass	Horizontal

Mode:	LTE Traffic							
Band:	40			Channel:		38750		
Remark:	10M							
NO.	Freq. [MHz]	Height [cm]	Azimuth [deg]	Level [dBm]	Limit [dBm]	Margin [dB]	Result	Polarity
1	54.2549	150	262	-68.00	-13.00	55.00	Pass	Vertical
2	161.3643	150	1	-64.32	-13.00	51.32	Pass	Vertical
3	208.9038	150	11	-69.61	-13.00	56.61	Pass	Vertical
4	399.4499	150	221	-70.41	-13.00	57.41	Pass	Vertical
5	598.3397	150	305	-62.50	-13.00	49.50	Pass	Vertical
6	725.0470	150	152	-64.97	-13.00	51.97	Pass	Vertical
7	1395.2395	150	137	-44.47	-13.00	31.47	Pass	Vertical
8	3216.7608	150	249	-47.29	-13.00	34.29	Pass	Vertical
9	4700.0000	150	112	-50.19	-13.00	37.19	Pass	Vertical
10	7050.0000	150	249	-48.62	-13.00	35.62	Pass	Vertical
11	9400.0000	150	1	-44.25	-13.00	31.25	Pass	Vertical
12	15293.8647	150	1	-36.44	-13.00	23.44	Pass	Vertical

Mode:	LTE Traffic							
Band:	40			Channel:		38775		
Remark:	5M							
NO.	Freq. [MHz]	Height [cm]	Azimuth [deg]	Level [dBm]	Limit [dBm]	Margin [dB]	Result	Polarity
1	96.7494	150	156	-69.02	-13.00	56.02	Pass	Horizontal
2	161.3643	150	1	-60.12	-13.00	47.12	Pass	Horizontal
3	354.6269	150	98	-65.24	-13.00	52.24	Pass	Horizontal
4	399.8380	150	9	-59.50	-13.00	46.50	Pass	Horizontal
5	599.5039	150	39	-63.75	-13.00	50.75	Pass	Horizontal
6	915.5931	150	318	-68.91	-13.00	55.91	Pass	Horizontal
7	1330.4330	150	39	-50.38	-13.00	37.38	Pass	Horizontal
8	3150.0075	150	89	-47.38	-13.00	34.38	Pass	Horizontal
9	4700.0000	150	42	-50.83	-13.00	37.83	Pass	Horizontal
10	7050.0000	150	360	-48.30	-13.00	35.30	Pass	Horizontal
11	9400.0000	150	274	-43.95	-13.00	30.95	Pass	Horizontal
12	14711.0856	150	21	-36.36	-13.00	23.36	Pass	Horizontal

Mode:	LTE Traffic							
Band:	40			Channel:		38775		
Remark:	5M							
NO.	Freq. [MHz]	Height [cm]	Azimuth [deg]	Level [dBm]	Limit [dBm]	Margin [dB]	Result	Polarity
1	53.8668	150	85	-68.74	-13.00	55.74	Pass	Vertical
2	161.1702	150	346	-64.98	-13.00	51.98	Pass	Vertical
3	199.5899	150	142	-68.41	-13.00	55.41	Pass	Vertical
4	290.2060	150	2	-71.13	-13.00	58.13	Pass	Vertical
5	399.0618	150	99	-69.27	-13.00	56.27	Pass	Vertical
6	599.6979	150	272	-64.24	-13.00	51.24	Pass	Vertical
7	1395.4395	150	142	-45.03	-13.00	32.03	Pass	Vertical
8	3534.0267	150	274	-47.25	-13.00	34.25	Pass	Vertical
9	4700.0000	150	320	-50.83	-13.00	37.83	Pass	Vertical
10	7050.0000	150	68	-49.35	-13.00	36.35	Pass	Vertical
11	9400.0000	150	114	-42.98	-13.00	29.98	Pass	Vertical
12	15332.1166	150	227	-36.63	-13.00	23.63	Pass	Vertical

(2350 - 2360MHz)
QPSK

Mode:	LTE Traffic							
Band:	40			Channel:		39175		
Remark:	5M							
NO.	Freq. [MHz]	Height [cm]	Azimuth [deg]	Level [dBm]	Limit [dBm]	Margin [dB]	Result	Polarity
1	96.7494	150	169	-69.80	-13.00	56.80	Pass	Horizontal
2	161.3643	150	7	-60.39	-13.00	47.39	Pass	Horizontal
3	290.5941	150	153	-67.59	-13.00	54.59	Pass	Horizontal
4	399.0618	150	124	-63.01	-13.00	50.01	Pass	Horizontal
5	599.1158	150	317	-65.04	-13.00	52.04	Pass	Horizontal
6	731.6443	150	346	-66.75	-13.00	53.75	Pass	Horizontal
7	1270.0270	150	124	-50.32	-13.00	37.32	Pass	Horizontal
8	3104.2552	150	138	-47.53	-13.00	34.53	Pass	Horizontal
9	4795.0000	150	116	-50.08	-13.00	37.08	Pass	Horizontal
10	7192.5000	150	138	-48.23	-13.00	35.23	Pass	Horizontal
11	9590.0000	150	325	-45.03	-13.00	32.03	Pass	Horizontal
12	15156.6078	150	21	-35.72	-13.00	22.72	Pass	Horizontal

Mode:	LTE Traffic							
Band:	40			Channel:		39175		
Remark:	5M							
NO.	Freq. [MHz]	Height [cm]	Azimuth [deg]	Level [dBm]	Limit [dBm]	Margin [dB]	Result	Polarity
1	54.4489	150	67	-69.31	-13.00	56.31	Pass	Vertical
2	161.1702	150	1	-66.19	-13.00	53.19	Pass	Vertical
3	290.2060	150	10	-70.74	-13.00	57.74	Pass	Vertical
4	399.4499	150	168	-67.32	-13.00	54.32	Pass	Vertical
5	599.6979	150	39	-65.40	-13.00	52.40	Pass	Vertical
6	727.5695	150	125	-65.25	-13.00	52.25	Pass	Vertical
7	1195.4195	150	300	-47.47	-13.00	34.47	Pass	Vertical
8	3015.0008	150	20	-47.09	-13.00	34.09	Pass	Vertical
9	4795.0000	150	183	-48.53	-13.00	35.53	Pass	Vertical
10	7192.5000	150	351	-48.14	-13.00	35.14	Pass	Vertical
11	9590.0000	150	351	-44.99	-13.00	31.99	Pass	Vertical
12	15280.3640	150	67	-35.89	-13.00	22.89	Pass	Vertical

Mode:	LTE Traffic							
Band:	40			Channel:		39200		
Remark:	5M							
NO.	Freq. [MHz]	Height [cm]	Azimuth [deg]	Level [dBm]	Limit [dBm]	Margin [dB]	Result	Polarity
1	49.9860	150	151	-77.71	-13.00	64.71	Pass	Horizontal
2	96.7494	150	151	-70.19	-13.00	57.19	Pass	Horizontal
3	161.1702	150	359	-61.14	-13.00	48.14	Pass	Horizontal
4	419.8240	150	17	-62.75	-13.00	49.75	Pass	Horizontal
5	598.3397	150	301	-67.04	-13.00	54.04	Pass	Horizontal
6	799.7520	150	4	-68.14	-13.00	55.14	Pass	Horizontal
7	1329.8330	150	48	-50.58	-13.00	37.58	Pass	Horizontal
8	4790.0000	150	353	-51.39	-13.00	38.39	Pass	Horizontal
9	7185.0000	150	327	-47.73	-13.00	34.73	Pass	Horizontal
10	9580.0000	150	89	-44.18	-13.00	31.18	Pass	Horizontal
11	11507.6754	150	353	-40.00	-13.00	27.00	Pass	Horizontal
12	15029.8515	150	162	-35.81	-13.00	22.81	Pass	Horizontal

Mode:	LTE Traffic							
Band:	40			Channel:		39200		
Remark:	5M							
NO.	Freq. [MHz]	Height [cm]	Azimuth [deg]	Level [dBm]	Limit [dBm]	Margin [dB]	Result	Polarity
1	53.8668	150	30	-68.87	-13.00	55.87	Pass	Vertical
2	161.3643	150	331	-67.12	-13.00	54.12	Pass	Vertical
3	199.5899	150	138	-68.55	-13.00	55.55	Pass	Vertical
4	398.6737	150	152	-69.92	-13.00	56.92	Pass	Vertical
5	599.6979	150	288	-66.47	-13.00	53.47	Pass	Vertical
6	796.6473	150	90	-66.77	-13.00	53.77	Pass	Vertical
7	1395.2395	150	121	-43.70	-13.00	30.70	Pass	Vertical
8	4790.0000	150	182	-49.23	-13.00	36.23	Pass	Vertical
9	7185.0000	150	323	-47.84	-13.00	34.84	Pass	Vertical
10	9580.0000	150	161	-45.07	-13.00	32.07	Pass	Vertical
11	11481.4241	150	276	-39.61	-13.00	26.61	Pass	Vertical
12	15633.6317	150	1	-34.96	-13.00	21.96	Pass	Vertical

Mode:	LTE Traffic							
Band:	40			Channel:		39200		
Remark:	10M							
NO.	Freq. [MHz]	Height [cm]	Azimuth [deg]	Level [dBm]	Limit [dBm]	Margin [dB]	Result	Polarity
1	96.7494	150	152	-68.40	-13.00	55.40	Pass	Horizontal
2	161.3643	150	1	-60.81	-13.00	47.81	Pass	Horizontal
3	355.0150	150	81	-63.88	-13.00	50.88	Pass	Horizontal
4	399.2559	150	1	-58.46	-13.00	45.46	Pass	Horizontal
5	597.3695	150	320	-61.22	-13.00	48.22	Pass	Horizontal
6	723.3007	150	123	-67.39	-13.00	54.39	Pass	Horizontal
7	1329.4329	150	11	-50.28	-13.00	37.28	Pass	Horizontal
8	3093.0047	150	340	-47.39	-13.00	34.39	Pass	Horizontal
9	4785.0000	150	358	-49.99	-13.00	36.99	Pass	Horizontal
10	7177.5000	150	248	-48.87	-13.00	35.87	Pass	Horizontal
11	9570.0000	150	20	-44.50	-13.00	31.50	Pass	Horizontal
12	14732.8366	150	178	-36.87	-13.00	23.87	Pass	Horizontal

Mode:	LTE Traffic							
Band:	40			Channel:		39200		
Remark:	10M							
NO.	Freq. [MHz]	Height [cm]	Azimuth [deg]	Level [dBm]	Limit [dBm]	Margin [dB]	Result	Polarity
1	52.7025	150	220	-67.90	-13.00	54.90	Pass	Vertical
2	161.1702	150	359	-64.67	-13.00	51.67	Pass	Vertical
3	290.4001	150	193	-70.35	-13.00	57.35	Pass	Vertical
4	398.2857	150	110	-67.65	-13.00	54.65	Pass	Vertical
5	599.6979	150	52	-65.19	-13.00	52.19	Pass	Vertical
6	713.5987	150	136	-65.18	-13.00	52.18	Pass	Vertical
7	1398.4398	150	136	-44.79	-13.00	31.79	Pass	Vertical
8	3189.0095	150	178	-47.72	-13.00	34.72	Pass	Vertical
9	4785.0000	150	132	-50.24	-13.00	37.24	Pass	Vertical
10	7177.5000	150	111	-47.46	-13.00	34.46	Pass	Vertical
11	9570.0000	150	315	-44.98	-13.00	31.98	Pass	Vertical
12	15254.8627	150	270	-36.63	-13.00	23.63	Pass	Vertical

Mode:	LTE Traffic							
Band:	40			Channel:		39225		
Remark:	5M							
NO.	Freq. [MHz]	Height [cm]	Azimuth [deg]	Level [dBm]	Limit [dBm]	Margin [dB]	Result	Polarity
1	96.7494	150	174	-69.84	-13.00	56.84	Pass	Horizontal
2	161.1702	150	333	-60.33	-13.00	47.33	Pass	Horizontal
3	355.0150	150	117	-64.06	-13.00	51.06	Pass	Horizontal
4	398.8678	150	3	-62.66	-13.00	49.66	Pass	Horizontal
5	599.5039	150	289	-67.29	-13.00	54.29	Pass	Horizontal
6	733.3907	150	333	-66.67	-13.00	53.67	Pass	Horizontal
7	1331.6332	150	359	-50.06	-13.00	37.06	Pass	Horizontal
8	3001.5001	150	88	-47.57	-13.00	34.57	Pass	Horizontal
9	4780.0000	150	319	-50.91	-13.00	37.91	Pass	Horizontal
10	7170.0000	150	134	-48.92	-13.00	35.92	Pass	Horizontal
11	9560.0000	150	160	-44.10	-13.00	31.10	Pass	Horizontal
12	14715.5858	150	42	-36.57	-13.00	23.57	Pass	Horizontal

Mode:	LTE Traffic							
Band:	40			Channel:		39225		
Remark:	5M							
NO.	Freq. [MHz]	Height [cm]	Azimuth [deg]	Level [dBm]	Limit [dBm]	Margin [dB]	Result	Polarity
1	53.8668	150	155	-68.63	-13.00	55.63	Pass	Vertical
2	161.3643	150	318	-65.69	-13.00	52.69	Pass	Vertical
3	290.4001	150	184	-71.25	-13.00	58.25	Pass	Vertical
4	398.6737	150	258	-67.54	-13.00	54.54	Pass	Vertical
5	599.6979	150	318	-63.32	-13.00	50.32	Pass	Vertical
6	798.9758	150	96	-64.61	-13.00	51.61	Pass	Vertical
7	1398.2398	150	125	-45.14	-13.00	32.14	Pass	Vertical
8	4780.0000	150	359	-50.25	-13.00	37.25	Pass	Vertical
9	7170.0000	150	67	-47.86	-13.00	34.86	Pass	Vertical
10	9560.0000	150	297	-43.96	-13.00	30.96	Pass	Vertical
11	11531.6766	150	114	-39.70	-13.00	26.70	Pass	Vertical
12	15288.6144	150	159	-36.31	-13.00	23.31	Pass	Vertical

16QAM

Mode:	LTE Traffic							
Band:	40			Channel:		39175		
Remark:	5M							
NO.	Freq. [MHz]	Height [cm]	Azimuth [deg]	Level [dBm]	Limit [dBm]	Margin [dB]	Result	Polarity
1	50.9562	150	150	-77.63	-13.00	64.63	Pass	Horizontal
2	117.7055	150	206	-75.87	-13.00	62.87	Pass	Horizontal
3	167.9616	150	1	-63.01	-13.00	50.01	Pass	Horizontal
4	375.0010	150	48	-74.27	-13.00	61.27	Pass	Horizontal
5	597.1754	150	243	-74.65	-13.00	61.65	Pass	Horizontal
6	687.5975	150	160	-70.28	-13.00	57.28	Pass	Horizontal
7	1200.2200	150	38	-53.45	-13.00	40.45	Pass	Horizontal
8	3182.2591	150	83	-49.35	-13.00	36.35	Pass	Horizontal
9	4605.0000	150	177	-52.20	-13.00	39.20	Pass	Horizontal
10	6907.5000	150	344	-50.32	-13.00	37.32	Pass	Horizontal
11	9210.0000	150	83	-44.73	-13.00	31.73	Pass	Horizontal
12	15059.1030	150	19	-39.42	-13.00	26.42	Pass	Horizontal

Mode:	LTE Traffic							
Band:	40			Channel:		39175		
Remark:	5M							
NO.	Freq. [MHz]	Height [cm]	Azimuth [deg]	Level [dBm]	Limit [dBm]	Margin [dB]	Result	Polarity
1	58.1356	150	148	-65.29	-13.00	52.29	Pass	Vertical
2	167.9616	150	39	-71.84	-13.00	58.84	Pass	Vertical
3	208.9038	150	188	-68.98	-13.00	55.98	Pass	Vertical
4	463.0946	150	197	-70.35	-13.00	57.35	Pass	Vertical
5	555.2631	150	197	-67.58	-13.00	54.58	Pass	Vertical
6	687.5975	150	68	-67.69	-13.00	54.69	Pass	Vertical
7	1400.0400	150	157	-48.97	-13.00	35.97	Pass	Vertical
8	3193.5097	150	140	-46.79	-13.00	33.79	Pass	Vertical
9	4605.0000	150	205	-50.46	-13.00	37.46	Pass	Vertical
10	6907.5000	150	32	-49.86	-13.00	36.86	Pass	Vertical
11	9210.0000	150	126	-45.70	-13.00	32.70	Pass	Vertical
12	13718.0359	150	284	-39.22	-13.00	26.22	Pass	Vertical

Mode:	LTE Traffic							
Band:	40			Channel:		39200		
Remark:	5M							
NO.	Freq. [MHz]	Height [cm]	Azimuth [deg]	Level [dBm]	Limit [dBm]	Margin [dB]	Result	Polarity
1	52.5085	150	198	-77.22	-13.00	64.22	Pass	Horizontal
2	120.0340	150	184	-76.09	-13.00	63.09	Pass	Horizontal
3	165.6331	150	14	-63.08	-13.00	50.08	Pass	Horizontal
4	375.0010	150	1	-73.14	-13.00	60.14	Pass	Horizontal
5	476.2893	150	113	-75.19	-13.00	62.19	Pass	Horizontal
6	687.5975	150	169	-71.86	-13.00	58.86	Pass	Horizontal
7	1394.4394	150	57	-52.37	-13.00	39.37	Pass	Horizontal
8	3139.5070	150	89	-44.63	-13.00	31.63	Pass	Horizontal
9	4610.0000	150	18	-51.16	-13.00	38.16	Pass	Horizontal
10	6915.0000	150	1	-49.95	-13.00	36.95	Pass	Horizontal
11	9220.0000	150	156	-46.35	-13.00	33.35	Pass	Horizontal
12	14444.0722	150	340	-38.73	-13.00	25.73	Pass	Horizontal

Mode:	LTE Traffic							
Band:	40			Channel:		39200		
Remark:	5M							
NO.	Freq. [MHz]	Height [cm]	Azimuth [deg]	Level [dBm]	Limit [dBm]	Margin [dB]	Result	Polarity
1	58.5237	150	181	-65.07	-13.00	52.07	Pass	Vertical
2	91.8984	150	334	-76.69	-13.00	63.69	Pass	Vertical
3	167.3795	150	208	-71.37	-13.00	58.37	Pass	Vertical
4	208.9038	150	166	-68.26	-13.00	55.26	Pass	Vertical
5	411.4803	150	359	-76.45	-13.00	63.45	Pass	Vertical
6	687.5975	150	1	-68.10	-13.00	55.10	Pass	Vertical
7	1398.0398	150	153	-49.07	-13.00	36.07	Pass	Vertical
8	2998.5999	150	349	-48.90	-13.00	35.90	Pass	Vertical
9	4610.0000	150	202	-50.88	-13.00	37.88	Pass	Vertical
10	6915.0000	150	227	-50.39	-13.00	37.39	Pass	Vertical
11	9220.0000	150	1	-45.73	-13.00	32.73	Pass	Vertical
12	14422.3211	150	273	-39.55	-13.00	26.55	Pass	Vertical

Mode:	LTE Traffic							
Band:	40			Channel:		39200		
Remark:	10M							
NO.	Freq. [MHz]	Height [cm]	Azimuth [deg]	Level [dBm]	Limit [dBm]	Margin [dB]	Result	Polarity
1	63.1806	150	318	-75.98	-13.00	62.98	Pass	Horizontal
2	167.9616	150	1	-62.08	-13.00	49.08	Pass	Horizontal
3	368.2096	150	34	-73.25	-13.00	60.25	Pass	Horizontal
4	478.6177	150	141	-72.81	-13.00	59.81	Pass	Horizontal
5	584.9510	150	58	-72.49	-13.00	59.49	Pass	Horizontal
6	750.0780	150	105	-72.37	-13.00	59.37	Pass	Horizontal
7	1397.6398	150	12	-51.71	-13.00	38.71	Pass	Horizontal
8	3078.0039	150	342	-48.80	-13.00	35.80	Pass	Horizontal
9	4615.0000	150	265	-52.11	-13.00	39.11	Pass	Horizontal
10	6922.5000	150	265	-50.32	-13.00	37.32	Pass	Horizontal
11	9230.0000	150	73	-44.29	-13.00	31.29	Pass	Horizontal
12	14886.5943	150	170	-38.99	-13.00	25.99	Pass	Horizontal

Mode:	LTE Traffic							
Band:	40			Channel:		39200		
Remark:	10M							
NO.	Freq. [MHz]	Height [cm]	Azimuth [deg]	Level [dBm]	Limit [dBm]	Margin [dB]	Result	Polarity
1	53.6727	150	143	-61.45	-13.00	48.45	Pass	Vertical
2	143.3187	150	143	-74.39	-13.00	61.39	Pass	Vertical
3	208.9038	150	156	-67.95	-13.00	54.95	Pass	Vertical
4	360.0600	150	263	-77.25	-13.00	64.25	Pass	Vertical
5	480.1700	150	131	-74.74	-13.00	61.74	Pass	Vertical
6	687.5975	150	84	-68.57	-13.00	55.57	Pass	Vertical
7	1395.6396	150	107	-49.05	-13.00	36.05	Pass	Vertical
8	3195.7598	150	127	-48.34	-13.00	35.34	Pass	Vertical
9	4615.0000	150	224	-52.12	-13.00	39.12	Pass	Vertical
10	6922.5000	150	66	-49.95	-13.00	36.95	Pass	Vertical
11	9230.0000	150	145	-44.92	-13.00	31.92	Pass	Vertical
12	15071.1036	150	127	-38.95	-13.00	25.95	Pass	Vertical

Mode:	LTE Traffic							
Band:	40			Channel:		39225		
Remark:	5M							
NO.	Freq. [MHz]	Height [cm]	Azimuth [deg]	Level [dBm]	Limit [dBm]	Margin [dB]	Result	Polarity
1	60.8522	150	170	-75.60	-13.00	62.60	Pass	Horizontal
2	167.9616	150	179	-62.02	-13.00	49.02	Pass	Horizontal
3	375.0010	150	360	-73.01	-13.00	60.01	Pass	Horizontal
4	584.9510	150	124	-69.94	-13.00	56.94	Pass	Horizontal
5	687.5975	150	244	-71.10	-13.00	58.10	Pass	Horizontal
6	960.0280	150	235	-69.53	-13.00	56.53	Pass	Horizontal
7	1396.8397	150	11	-51.47	-13.00	38.47	Pass	Horizontal
8	3010.5005	150	100	-48.91	-13.00	35.91	Pass	Horizontal
9	4620.0000	150	70	-52.02	-13.00	39.02	Pass	Horizontal
10	6930.0000	150	84	-49.02	-13.00	36.02	Pass	Horizontal
11	9240.0000	150	269	-43.94	-13.00	30.94	Pass	Horizontal
12	14913.5957	150	39	-39.25	-13.00	26.25	Pass	Horizontal

Mode:	LTE Traffic							
Band:	40			Channel:		39225		
Remark:	5M							
NO.	Freq. [MHz]	Height [cm]	Azimuth [deg]	Level [dBm]	Limit [dBm]	Margin [dB]	Result	Polarity
1	53.6727	150	253	-61.06	-13.00	48.06	Pass	Vertical
2	90.3461	150	141	-76.02	-13.00	63.02	Pass	Vertical
3	136.5273	150	346	-74.38	-13.00	61.38	Pass	Vertical
4	208.9038	150	20	-67.94	-13.00	54.94	Pass	Vertical
5	398.2857	150	20	-75.39	-13.00	62.39	Pass	Vertical
6	687.5975	150	198	-68.56	-13.00	55.56	Pass	Vertical
7	1395.8396	150	104	-48.56	-13.00	35.56	Pass	Vertical
8	3476.2738	150	330	-49.24	-13.00	36.24	Pass	Vertical
9	4620.0000	150	147	-51.93	-13.00	38.93	Pass	Vertical
10	6930.0000	150	86	-49.58	-13.00	36.58	Pass	Vertical
11	9240.0000	150	345	-44.46	-13.00	31.46	Pass	Vertical
12	13694.7847	150	300	-39.26	-13.00	26.26	Pass	Vertical

Note:

Scan from 9kHz to 25GHz, the disturbance above 18GHz and below 30MHz was very low, and the above harmonics were the highest point could be found when testing, so only the above harmonics had been displayed. The amplitude of spurious emissions from the radiator which are attenuated more than 20dB below the limit need not be reported.

PHOTOGRAPHS OF TEST SETUP

Test model No.: GLMM18A02

Radiated spurious emission Test Setup-1(Below 1GHz)

Radiated spurious emission Test Setup-2(Above 1GHz)

Radiated spurious emission Test Setup-3(Close-up)

PHOTOGRAPHS OF EUT Constructional Details

Refer to Report No.EED32K00246401 for EUT external and internal photos.

*** End of Report ***

The test report is effective only with both signature and specialized stamp, The result(s) shown in this report refer only to the sample(s) tested. Without written approval of CTI, this report can't be reproduced except in full.