HIGH CHANNEL RESULTS

VERTICAL

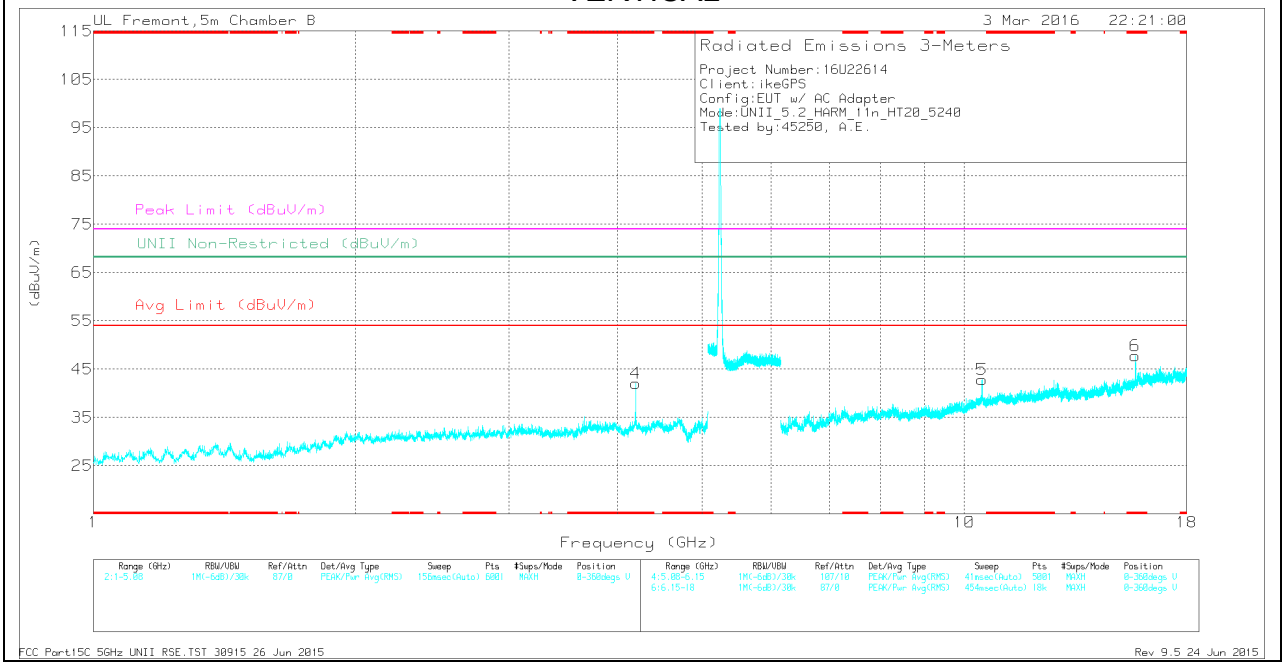

HORIZONTAL

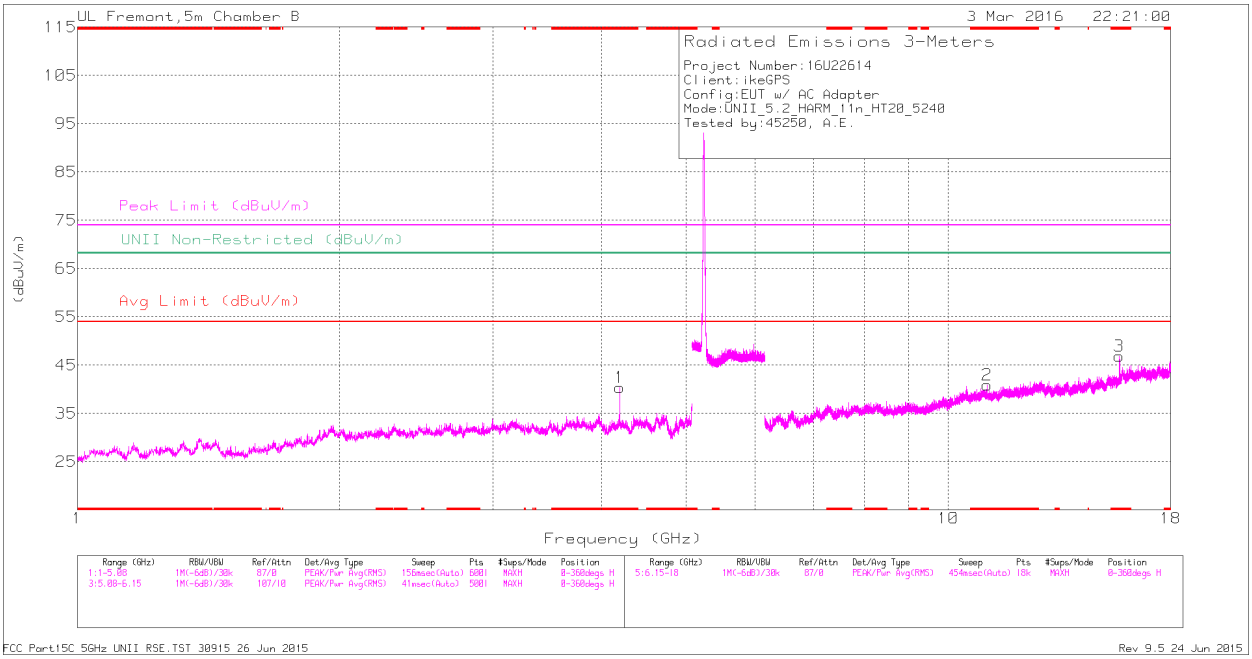

This report shall not be reproduced except in full, without the written approval of UL Verification Services Inc.

HIGH CHANNEL DATA

TRACE MARKERS

Marker	Frequency (GHz)	Meter Reading (dBuV)	Det	AF T344 (dB/m)	Amp/Cbl/ Fltr/Pad (dB)	DC Corr (dB)	Corrected Reading (dBuV/m)	Avg Limit (dBuV/m)	Margin (dB)	Peak Limit (dBuV/m)	PK Margin (dB)	UNII Non-Restricted (dBuV/m)	PK Margin (dB)	Azimuth (Degs)	Height (cm)	Polarity
1	* 4.192	38.23	Pk	33.7	-31.6	0	40.33	-	-	74	-33.67	-	-	0-360	101	H
4	* 4.192	39.98	Pk	33.7	-31.6	0	42.08	-	-	74	-31.92	-	-	0-360	200	V
2	* 11.085	28.35	Pk	37.9	-25.4	0	40.85	-	-	74	-33.15	-	-	0-360	101	H
3	* 15.716	29.62	Pk	40.7	-23.5	0	46.82	-	-	74	-27.18	-	-	0-360	200	H
6	* 15.718	30.56	Pk	40.7	-23.5	0	47.76	-	-	74	-26.24	-	-	0-360	200	V
5	10.479	30.76	Pk	37.4	-25.3	0	42.86	-	-	-	-	68.2	-25.34	0-360	101	V

PK - Peak detector

RADIATED EMISSIONS

Frequency (GHz)	Meter Reading (dBuV)	Det	AF T344 (dB/m)	Amp/Cbl/Fl tr/Pad (dB)	DC Corr (dB)	Corrected Reading (dBuV/m)	Avg Limit (dBuV/m)	Margin (dB)	Peak Limit (dBuV/m)	PK Margin (dB)	UNII Non-Restricted (dBuV/m)	PK Margin (dB)	Azimuth (Degs)	Height (cm)	Polarity
* 4.192	45.33	PK-U	33.7	-31.6	0	47.43	-	-	74	-26.57	-	-	42	222	H
* 4.192	37.48	ADR	33.7	-31.6	0	39.58	54	-14.42	-	-	-	-	42	222	H
* 4.192	44.51	PK-U	33.7	-31.6	0	46.61	-	-	74	-27.39	-	-	274	271	V
* 4.192	38.02	ADR	33.7	-31.6	0	40.12	54	-13.88	-	-	-	-	274	271	V
* 11.083	36.09	PK-U	37.9	-25.4	0	48.59	-	-	74	-25.41	-	-	227	220	H
* 11.084	23.78	ADR	37.9	-25.4	0	36.28	54	-17.72	-	-	-	-	227	220	H
* 15.718	33.17	PK-U	40.7	-23.5	0	50.37	-	-	74	-23.63	-	-	98	142	H
* 15.717	22.46	ADR	40.7	-23.5	0	39.66	54	-14.34	-	-	-	-	98	142	H
* 15.718	37.9	PK-U	40.7	-23.5	0	55.1	-	-	74	-18.9	-	-	231	120	V
* 15.718	26.38	ADR	40.7	-23.5	0	43.58	54	-10.42	-	-	-	-	231	120	V
10.478	37.65	PK-U	37.4	-25.3	0	49.75	-	-	-	-	68.2	-18.45	279	120	V

* - indicates frequency in CFR15.205/IC8.10 Restricted Band

PK-U - U-NII: Maximum Peak

ADR - U-NII AD primary method, RMS average

UL VERIFICATION SERVICES INC. FORM NO: CCSUP4701J
47173 BENICIA STREET, FREMONT, CA 94538, USA TEL: (510) 771-1000 FAX: (510) 661-0888
This report shall not be reproduced except in full, without the written approval of UL Verification Services Inc.

10.1.3. TX ABOVE 1 GHz 802.11n HT40 MODE IN THE 5.2 GHz BAND

RESTRICTED BANDEDGE (LOW CHANNEL)

HORIZONTAL RESULTS

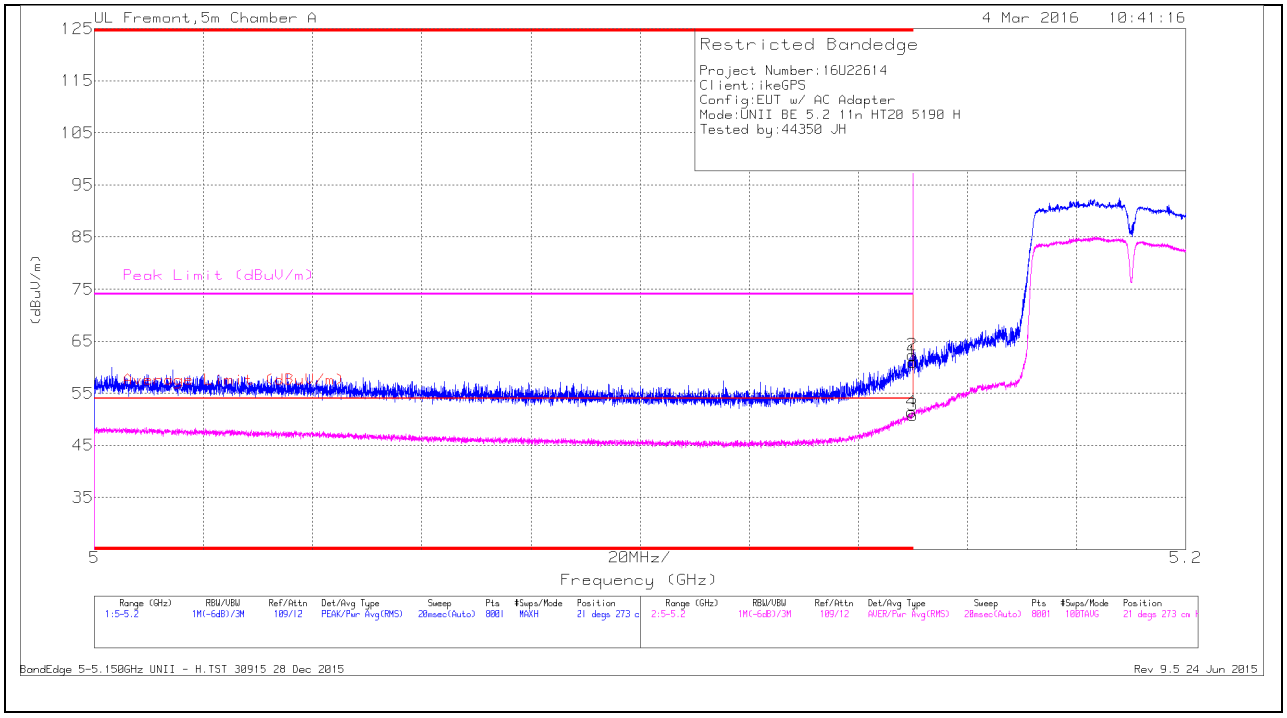

Trace Markers

Marker	Frequency (GHz)	Meter Reading (dBuV)	Det	AF T346 (db/m)	Amp/Cbl/Filt r/Pad (dB)	DC Corr (dB)	Corrected Reading (dBuV/m)	Average Limit (dBuV/m)	Margin (dB)	Peak Limit (dBuV/m)	PK Margin (dB)	Azimuth (Degs)	Height (cm)	Polarity
1	* 5.15	46.58	Pk	34.5	-20.1	0	60.98	-	-	74	-13.02	21	273	H
2	* 5.15	47.88	Pk	34.5	-20.1	0	62.28	-	-	74	-11.72	21	273	H
3	* 5.15	36.42	RMS	34.5	-20.1	0	50.82	54	-3.18	-	-	21	273	H
4	* 5.15	37.02	RMS	34.5	-20.1	0	51.42	54	-2.58	-	-	21	273	H

* - indicates frequency in CFR15.205/IC8.10 Restricted Band

Pk - Peak detector

RMS - RMS detection

This report shall not be reproduced except in full, without the written approval of UL Verification Services Inc.

VERTICAL RESULTS

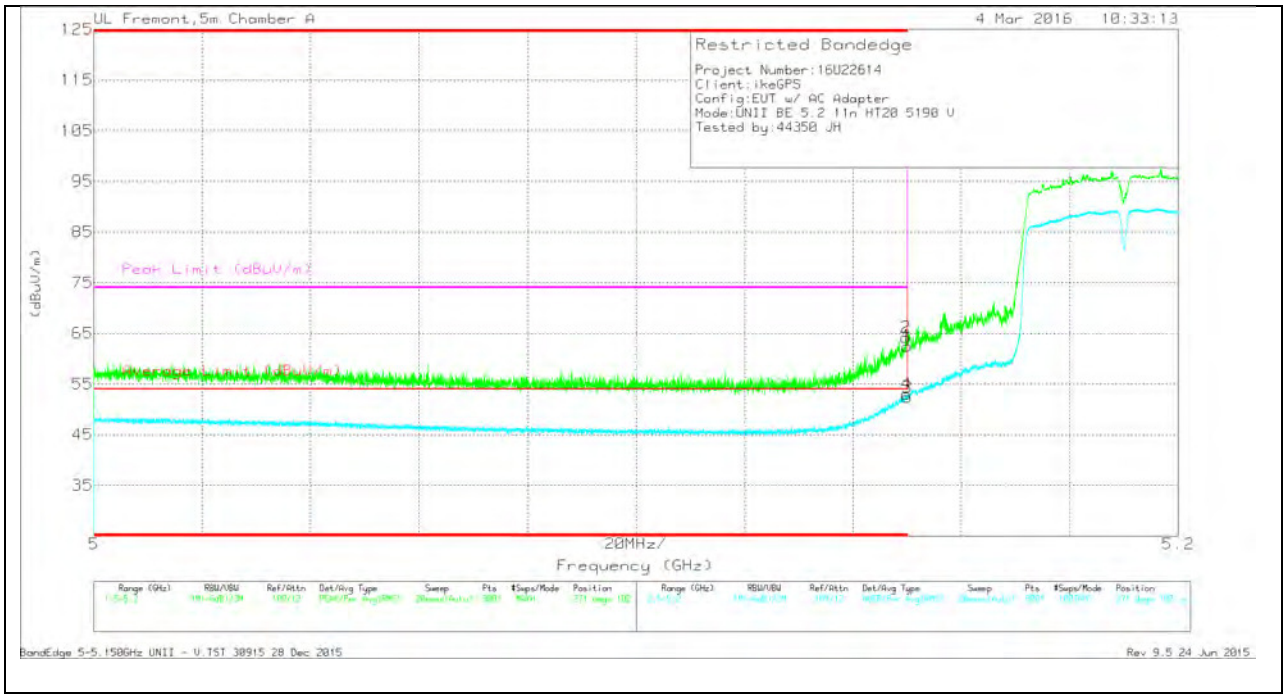

Trace Markers

Marker	Frequency (GHz)	Meter Reading (dBuV)	Det	AF T346 (db/m)	Amp/Cbl/Flt r/Pad (dB)	DC Corr (dB)	Corrected Reading (dBuV/m)	Average Limit (dBuV/m)	Margin (dB)	Peak Limit (dBuV/m)	PK Margin (dB)	Azimuth (Degs)	Height (cm)	Polarity
1	* 5.15	48.12	Pk	34.5	-20.1	0	62.52	-	-	74	-11.48	271	102	V
2	* 5.15	49.81	Pk	34.5	-20.1	0	64.21	-	-	74	-9.79	271	102	V
3	* 5.15	38.01	RMS	34.5	-20.1	0	52.41	54	-1.59	-	-	271	102	V
4	* 5.15	38.59	RMS	34.5	-20.1	0	52.99	54	-1.01	-	-	271	102	V

* - indicates frequency in CFR15.205/IC8.10 Restricted Band

Pk - Peak detector

RMS - RMS detection

This report shall not be reproduced except in full, without the written approval of UL Verification Services Inc.

HARMONICS AND SPURIOUS EMISSIONS

LOW CHANNEL RESULTS

VERTICAL

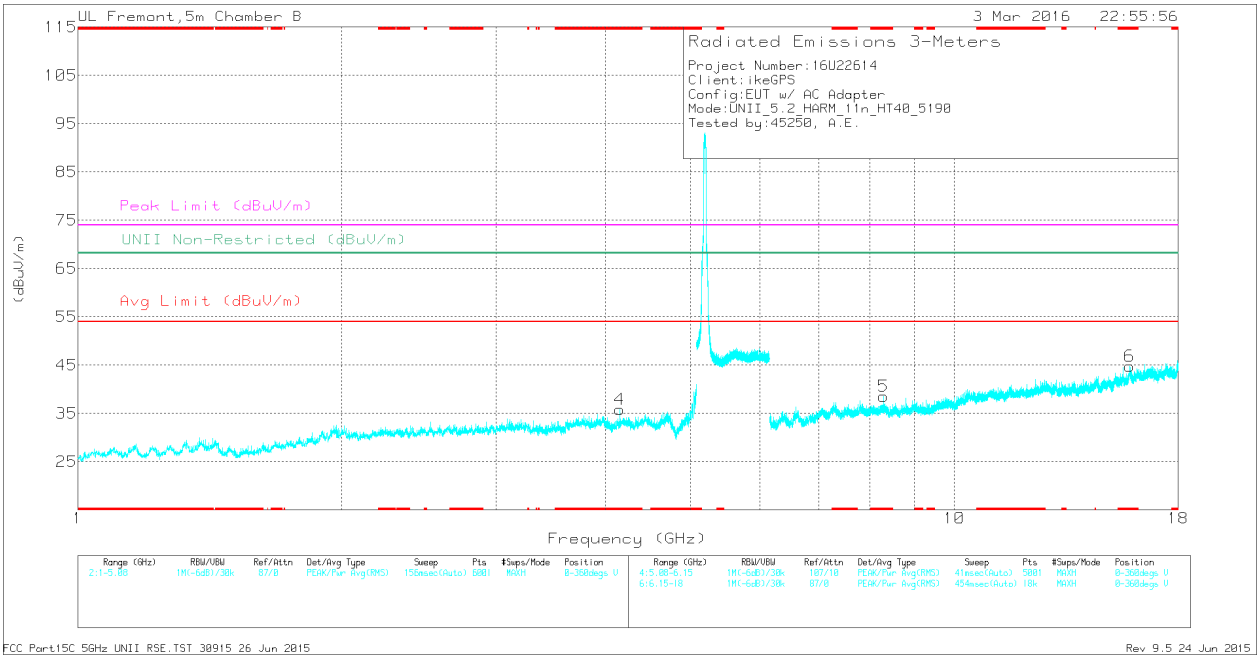

HORIZONTAL

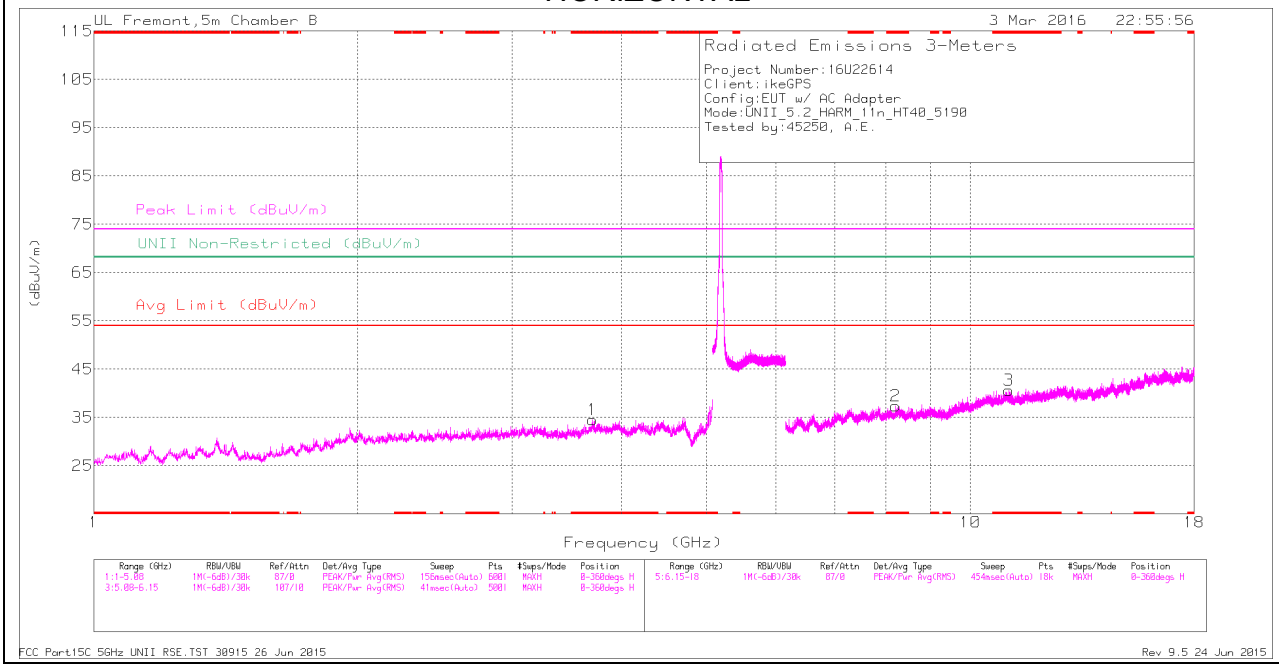

This report shall not be reproduced except in full, without the written approval of UL Verification Services Inc.

LOW CHANNEL DATA

TRACE MARKERS

Marker	Frequency (GHz)	Meter Reading (dBuV)	Det	AF T344 (dB/m)	Amp/Cbl/ Fltr/Pad (dB)	DC Corr (dB)	Corrected Reading (dBuV/m)	Avg Limit (dBuV/m)	Margin (dB)	Peak Limit (dBuV/m)	PK Margin (dB)	UNII Non-Restricted (dBuV/m)	PK Margin (dB)	Azimuth (Degs)	Height (cm)	Polarity
1	* 3.704	33.95	Pk	33.3	-32.7	0	34.55	-	-	74	-39.45	-	-	0-360	200	H
4	* 4.152	33.94	Pk	33.7	-31.8	0	35.84	-	-	74	-38.16	-	-	0-360	200	V
2	* 8.214	30.43	Pk	35.8	-28.8	0	37.43	-	-	74	-36.57	-	-	0-360	101	H
3	* 11.071	28.02	Pk	37.9	-25.3	0	40.62	-	-	74	-33.38	-	-	0-360	101	H
5	* 8.304	31.49	Pk	35.7	-28.6	0	38.59	-	-	74	-35.41	-	-	0-360	199	V
6	* 15.841	24.93	Pk	40.8	-20.9	0	44.83	-	-	74	-29.17	-	-	0-360	199	V

PK - Peak detector

RADIATED EMISSIONS

Frequency (GHz)	Meter Reading (dBuV)	Det	AF T344 (dB/m)	Amp/Cbl/Fl tr/Pad (dB)	DC Corr (dB)	Corrected Reading (dBuV/m)	Avg Limit (dBuV/m)	Margin (dB)	Peak Limit (dBuV/m)	PK Margin (dB)	UNII Non-Restricted (dBuV/m)	PK Margin (dB)	Azimuth (Degs)	Height (cm)	Polarity
* 3.704	41.66	PK-U	33.3	-32.7	0	42.26	-	-	74	-31.74	-	-	290	177	H
* 3.704	29.97	ADR	33.3	-32.7	0	30.57	54	-23.43	-	-	-	-	290	177	H
* 4.152	41.27	PK-U	33.7	-31.8	0	43.17	-	-	74	-30.83	-	-	271	168	V
* 4.152	33.12	ADR	33.7	-31.8	0	35.02	54	-18.98	-	-	-	-	271	168	V
* 8.215	38.11	PK-U	35.8	-28.7	0	45.21	-	-	74	-28.79	-	-	132	131	H
* 8.216	26.84	ADR	35.8	-28.7	0	33.94	54	-20.06	-	-	-	-	132	131	H
* 11.073	35.09	PK-U	37.9	-25.3	0	47.69	-	-	74	-26.31	-	-	105	213	H
* 11.07	24.06	ADR	37.9	-25.3	0	36.66	54	-17.34	-	-	-	-	105	213	H
* 8.303	38.1	PK-U	35.7	-28.6	0	45.2	-	-	74	-28.8	-	-	143	244	V
* 8.304	26.99	ADR	35.7	-28.6	0	34.09	54	-19.91	-	-	-	-	143	244	V
* 15.842	31.98	PK-U	40.8	-20.9	0	51.88	-	-	74	-22.12	-	-	33	280	V
* 15.842	20.56	ADR	40.8	-20.9	0	40.46	54	-13.54	-	-	-	-	33	280	V

* - indicates frequency in CFR15.205/IC8.10 Restricted Band

PK-U - U-NII: Maximum Peak

ADR - U-NII AD primary method, RMS average

UL VERIFICATION SERVICES INC. FORM NO: CCSUP4701J
47173 BENICIA STREET, FREMONT, CA 94538, USA TEL: (510) 771-1000 FAX: (510) 661-0888
This report shall not be reproduced except in full, without the written approval of UL Verification Services Inc.

HIGH CHANNEL RESULTS

VERTICAL

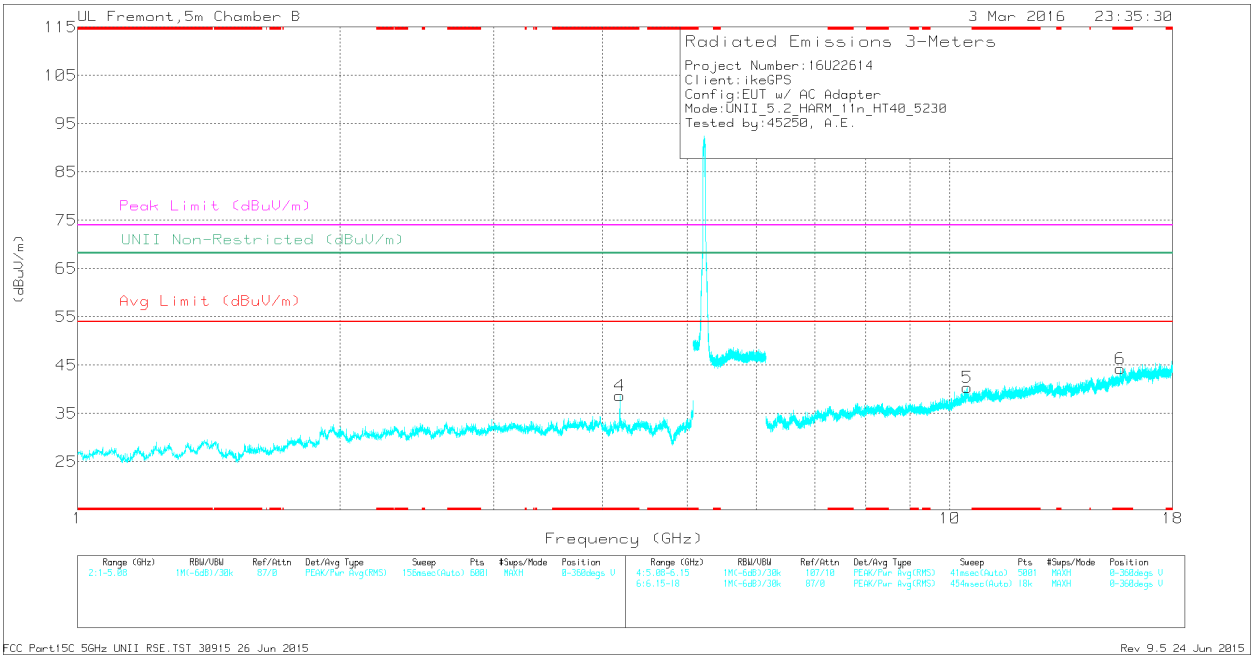

HORIZONTAL

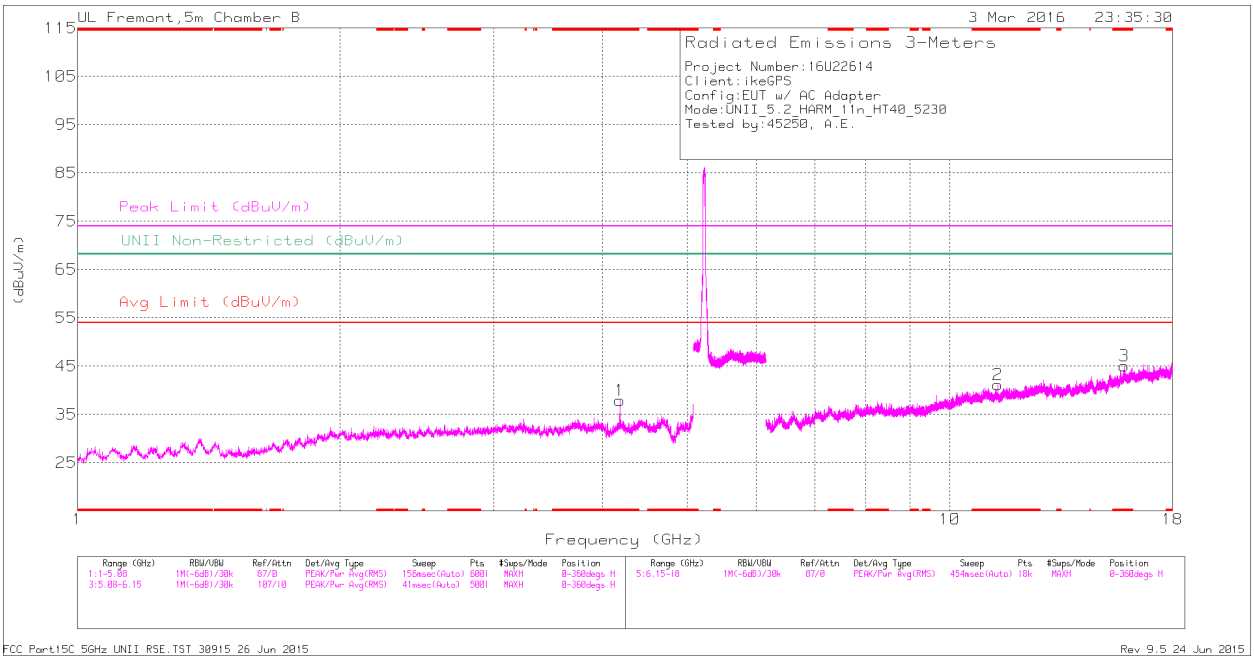

This report shall not be reproduced except in full, without the written approval of UL Verification Services Inc.

HIGH CHANNEL DATA

TRACE MARKERS

Marker	Frequency (GHz)	Meter Reading (dBuV)	Det	AF T344 (dB/m)	Amp/Cbl/ Fltr/Pad (dB)	DC Corr (dB)	Corrected Reading (dBuV/m)	Avg Limit (dBuV/m)	Margin (dB)	Peak Limit (dBuV/m)	PK Margin (dB)	UNII Non-Restricted (dBuV/m)	PK Margin (dB)	Azimuth (Degs)	Height (cm)	Polarity
1	* 4.184	35.81	Pk	33.7	-31.6	0	37.91	-	-	74	-36.09	-	-	0-360	101	H
4	* 4.184	36.64	Pk	33.7	-31.6	0	38.74	-	-	74	-35.26	-	-	0-360	200	V
2	* 11.353	28.3	Pk	38	-25.1	0	41.2	-	-	74	-32.8	-	-	0-360	200	H
3	* 15.853	24.81	Pk	40.9	-20.6	0	45.11	-	-	74	-28.89	-	-	0-360	200	H
6	* 15.676	27.01	Pk	40.7	-23.4	0	44.31	-	-	74	-29.69	-	-	0-360	200	V
5	10.463	28.02	Pk	37.4	-25.1	0	40.32	-	-	-	-	68.2	-27.88	0-360	200	V

PK - Peak detector

RADIATED EMISSIONS

Frequency (GHz)	Meter Reading (dBuV)	Det	AF T344 (dB/m)	Amp/Cbl/Fl tr/Pad (dB)	DC Corr (dB)	Corrected Reading (dBuV/m)	Avg Limit (dBuV/m)	Margin (dB)	Peak Limit (dBuV/m)	PK Margin (dB)	UNII Non-Restricted (dBuV/m)	PK Margin (dB)	Azimuth (Degs)	Height (cm)	Polarity
* 4.184	39.57	PK-U	33.7	-31.6	0	41.67	-	-	74	-32.33	-	-	2	111	H
* 4.184	31.95	ADR	33.7	-31.6	0	34.05	54	-19.95	-	-	-	-	2	111	H
* 4.184	42.11	PK-U	33.7	-31.6	0	44.21	-	-	74	-29.79	-	-	274	221	V
* 4.184	34.58	ADR	33.7	-31.6	0	36.68	54	-17.32	-	-	-	-	274	221	V
* 11.352	34.31	PK-U	38	-25.1	0	47.21	-	-	74	-26.79	-	-	19	289	H
* 11.352	22.6	ADR	38	-25.1	0	35.5	54	-18.5	-	-	-	-	19	289	H
* 15.855	31.94	PK-U	40.9	-20.6	0	52.24	-	-	74	-21.76	-	-	16	203	H
* 15.853	20.43	ADR	40.9	-20.6	0	40.73	54	-13.27	-	-	-	-	16	203	H
* 15.677	34.57	PK-U	40.7	-23.4	0	51.87	-	-	74	-22.13	-	-	228	209	V
* 15.674	23.35	ADR	40.7	-23.4	0	40.65	54	-13.35	-	-	-	-	228	209	V
10.463	36.73	PK-U	37.4	-25.1	0	49.03	-	-	-	-	68.2	-19.17	7	228	V

* - indicates frequency in CFR15.205/IC8.10 Restricted Band

PK-U - U-NII: Maximum Peak

ADR - U-NII AD primary method, RMS average

UL VERIFICATION SERVICES INC. FORM NO: CCSUP4701J
47173 BENICIA STREET, FREMONT, CA 94538, USA TEL: (510) 771-1000 FAX: (510) 661-0888
This report shall not be reproduced except in full, without the written approval of UL Verification Services Inc.

10.1.4. TX ABOVE 1 GHz 802.11a MODE IN THE 5.3 GHz BAND

AUTHORIZED BANDEDGE (HIGH CHANNEL)

HORIZONTAL RESULTS

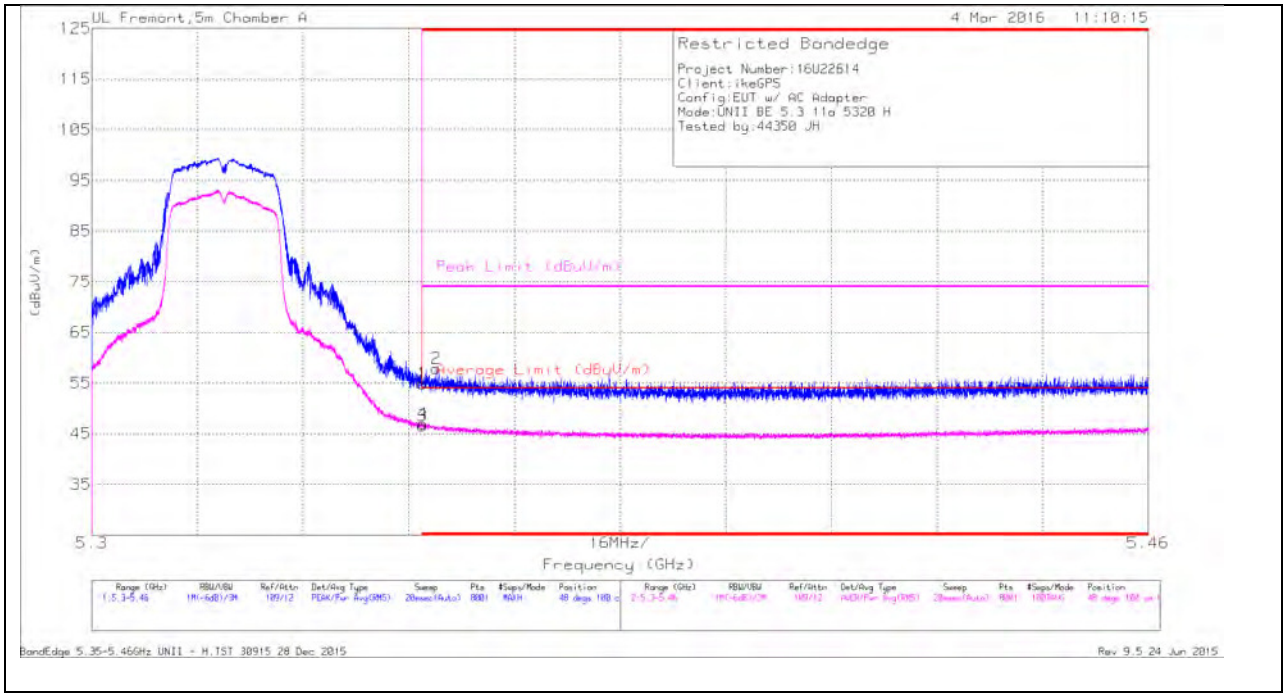

Trace Markers

Marker	Frequency (GHz)	Meter Reading (dBuV)	Det	AF T346 (db/m)	Amp/Cbl/Flt r/Pad (dB)	DC Corr (dB)	Corrected Reading (dBuV/m)	Average Limit (dBuV/m)	Margin (dB)	Peak Limit (dBuV/m)	PK Margin (dB)	Azimuth (Degs)	Height (cm)	Polarity
1	* 5.35	40.4	Pk	34.8	-20.3	0	54.9	-	-	74	-19.1	48	100	H
2	* 5.352	43.34	Pk	34.8	-20.3	0	57.84	-	-	74	-16.16	48	100	H
3	* 5.35	32.07	RMS	34.8	-20.3	0	46.57	54	-7.43	-	-	48	100	H
4	* 5.35	32.48	RMS	34.8	-20.3	0	46.98	54	-7.02	-	-	48	100	H

* - indicates frequency in CFR15.205/IC8.10 Restricted Band

Pk - Peak detector

RMS - RMS detection

This report shall not be reproduced except in full, without the written approval of UL Verification Services Inc.

VERTICAL RESULTS

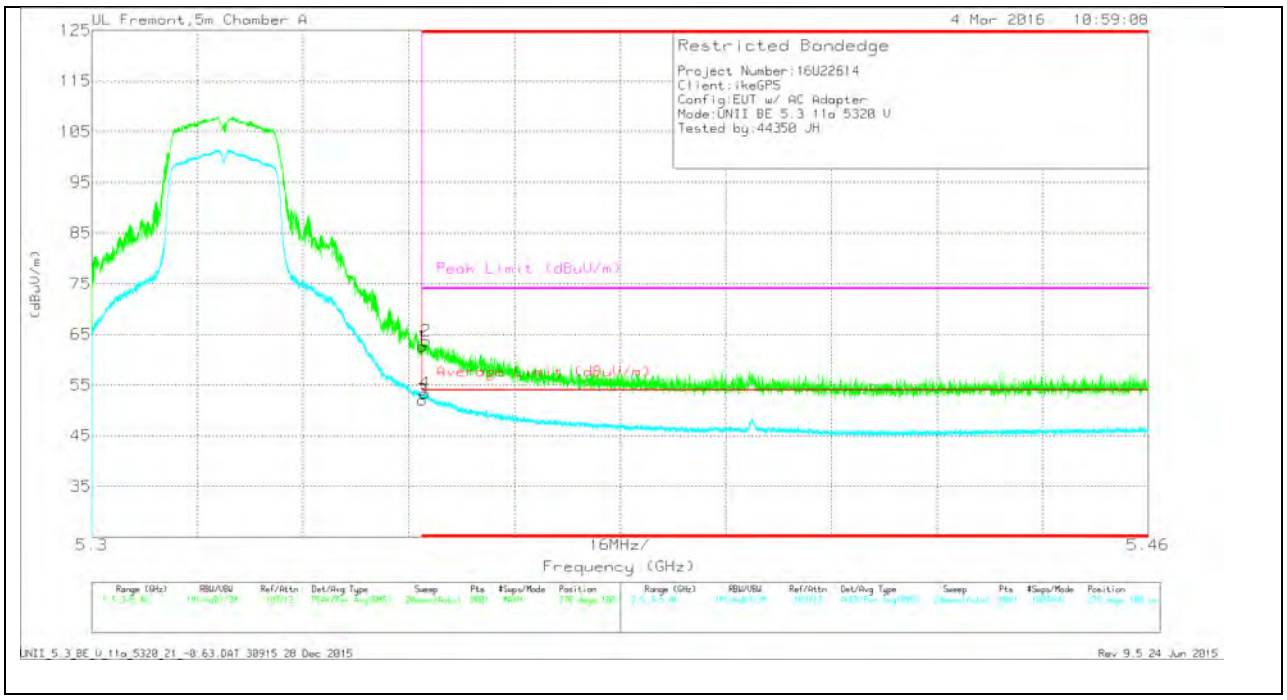

Trace Markers

Marker	Frequency (GHz)	Meter Reading (dBuV)	Det	AF T346 (db/m)	Amp/Cbl/Flt r/Pad (dB)	DC Corr (dB)	Corrected Reading (dBuV/m)	Average Limit (dBuV/m)	Margin (dB)	Peak Limit (dBuV/m)	PK Margin (dB)	Azimuth (Degs)	Height (cm)	Polarity
1	* 5.35	48.03	Pk	34.8	-20.3	0	62.53	-	-	74	-11.47	278	100	V
2	* 5.351	49.19	Pk	34.8	-20.3	0	63.69	-	-	74	-10.31	278	100	V
3	* 5.35	37.54	RMS	34.8	-20.3	0	52.04	54	-1.96	-	-	278	100	V
4	* 5.35	38.87	RMS	34.8	-20.3	0	53.37	54	-.63	-	-	278	100	V

* - indicates frequency in CFR15.205/IC8.10 Restricted Band

Pk - Peak detector

RMS - RMS detection

This report shall not be reproduced except in full, without the written approval of UL Verification Services Inc.

HARMONICS AND SPURIOUS EMISSIONS

LOW CHANNEL RESULTS

VERTICAL

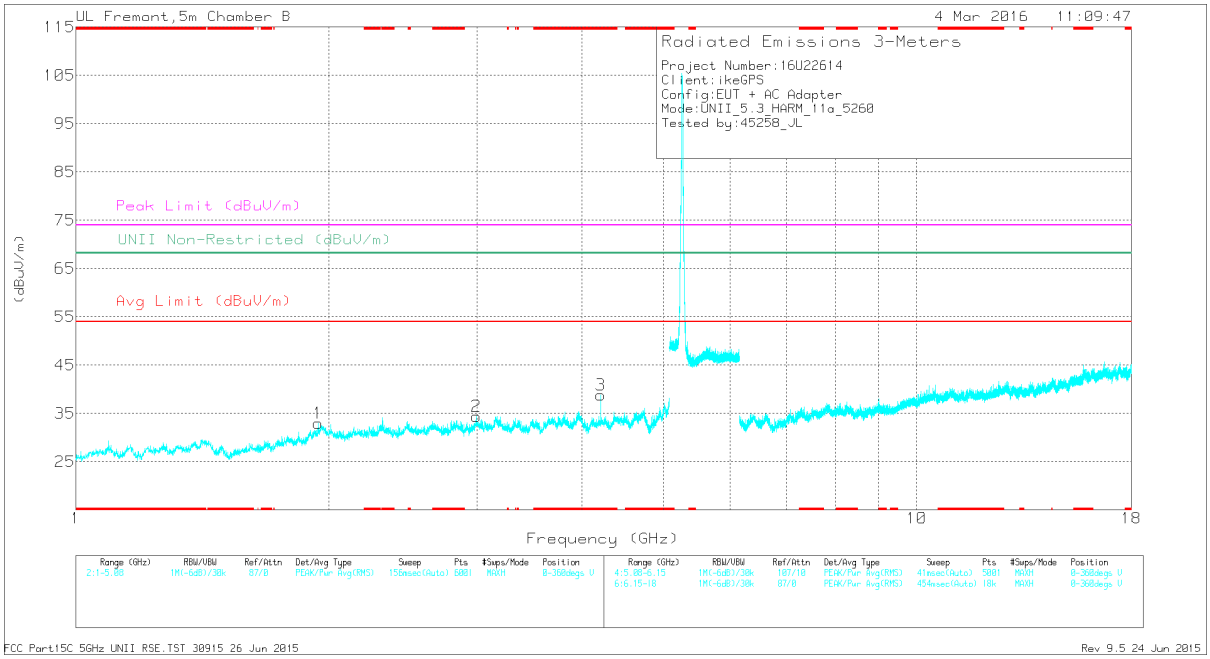

HORIZONTAL

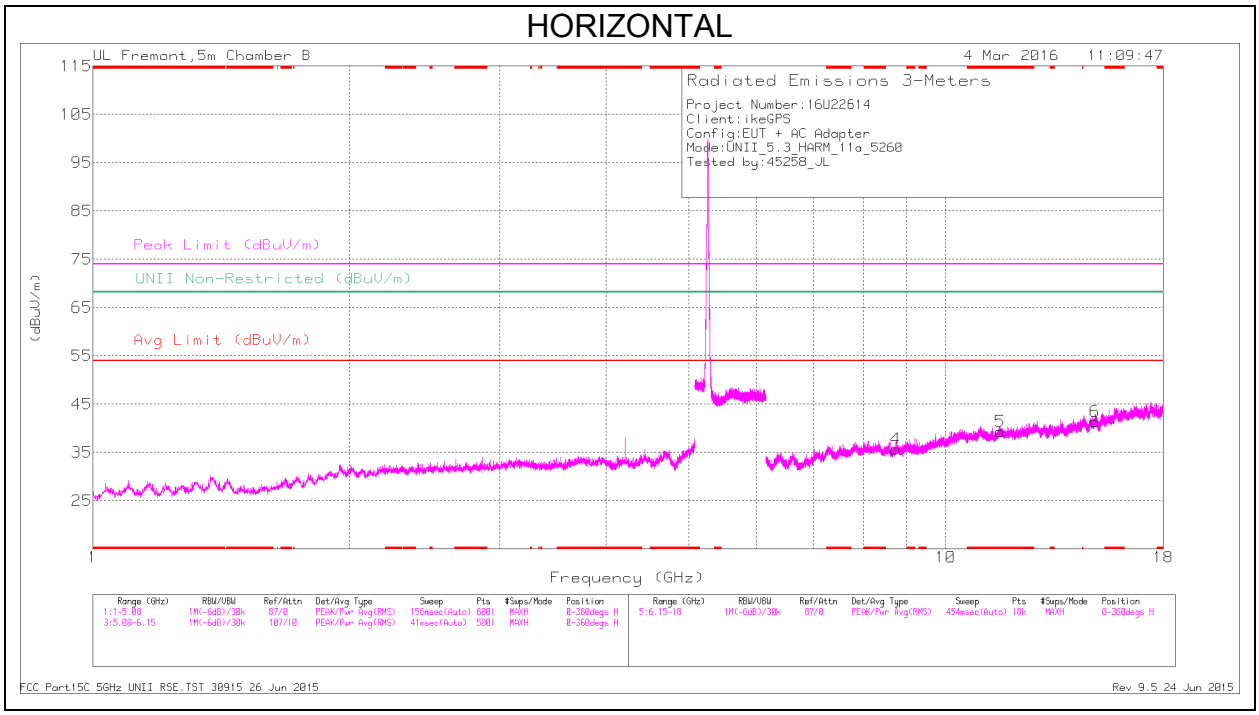

This report shall not be reproduced except in full, without the written approval of UL Verification Services Inc.

LOW CHANNEL DATA

TRACE MARKERS

Marker	Frequency (GHz)	Meter Reading (dBuV)	Det	AF T344 (dB/m)	Amp/Cbl/ Fltr/Pad (dB)	DC Corr (dB)	Corrected Reading (dBuV/m)	Avg Limit (dBuV/m)	Margin (dB)	Peak Limit (dBuV/m)	PK Margin (dB)	UNII Non-Restricted (dBuV/m)	PK Margin (dB)	Azimuth (Degs)	Height (cm)	Polarity
3	* 4.208	36.94	Pk	33.7	-31.8	0	38.84	-	-	74	-35.16	-	-	0-360	102	V
5	* 11.586	25.73	Pk	38.2	-24.6	0	39.33	-	-	74	-34.67	-	-	0-360	199	H
1	1.94	35.76	Pk	31.2	-34	0	32.96	-	-	-	-	68.2	-35.24	0-360	102	V
2	2.992	35.26	Pk	32.8	-33.6	0	34.46	-	-	-	-	68.2	-33.74	0-360	102	V
4	8.738	27.96	Pk	35.9	-28.1	0	35.76	-	-	-	-	68.2	-32.44	0-360	199	H
6	14.972	25.36	Pk	39.9	-23.8	0	41.46	-	-	-	-	68.2	-26.74	0-360	101	H

PK - Peak detector

RADIATED EMISSIONS

Frequency (GHz)	Meter Reading (dBuV)	Det	AF T344 (dB/m)	Amp/Cbl/Fl tr/Pad (dB)	DC Corr (dB)	Corrected Reading (dBuV/m)	Avg Limit (dBuV/m)	Margin (dB)	Peak Limit (dBuV/m)	PK Margin (dB)	UNII Non-Restricted (dBuV/m)	PK Margin (dB)	Azimuth (Degs)	Height (cm)	Polarity
* 4.208	43.18	PK-U	33.7	-31.7	0	45.18	-	-	74	-28.82	-	-	121	110	V
* 4.208	36.18	ADR	33.7	-31.7	0	38.18	54	-15.82	-	-	-	-	121	110	V
* 11.585	34.31	PK-U	38.2	-24.6	0	47.91	-	-	74	-26.09	-	-	163	176	H
* 11.587	23.07	ADR	38.2	-24.7	0	36.57	54	-17.43	-	-	-	-	163	176	H
1.939	42.76	PK-U	31.2	-34	0	39.96	-	-	-	-	68.2	-28.24	312	278	V
2.994	42.99	PK-U	32.8	-33.6	0	42.19	-	-	-	-	68.2	-26.01	275	200	V
8.737	36.36	PK-U	35.9	-28.1	0	44.16	-	-	-	-	68.2	-24.04	98	135	H
14.972	33.98	PK-U	39.9	-23.8	0	50.08	-	-	-	-	68.2	-18.12	215	188	H

* - indicates frequency in CFR15.205/IC8.10 Restricted Band

PK-U - U-NII: Maximum Peak

ADR - U-NII AD primary method, RMS average

UL VERIFICATION SERVICES INC. FORM NO: CCSUP4701J
47173 BENICIA STREET, FREMONT, CA 94538, USA TEL: (510) 771-1000 FAX: (510) 661-0888
This report shall not be reproduced except in full, without the written approval of UL Verification Services Inc.

MID CHANNEL RESULTS

VERTICAL

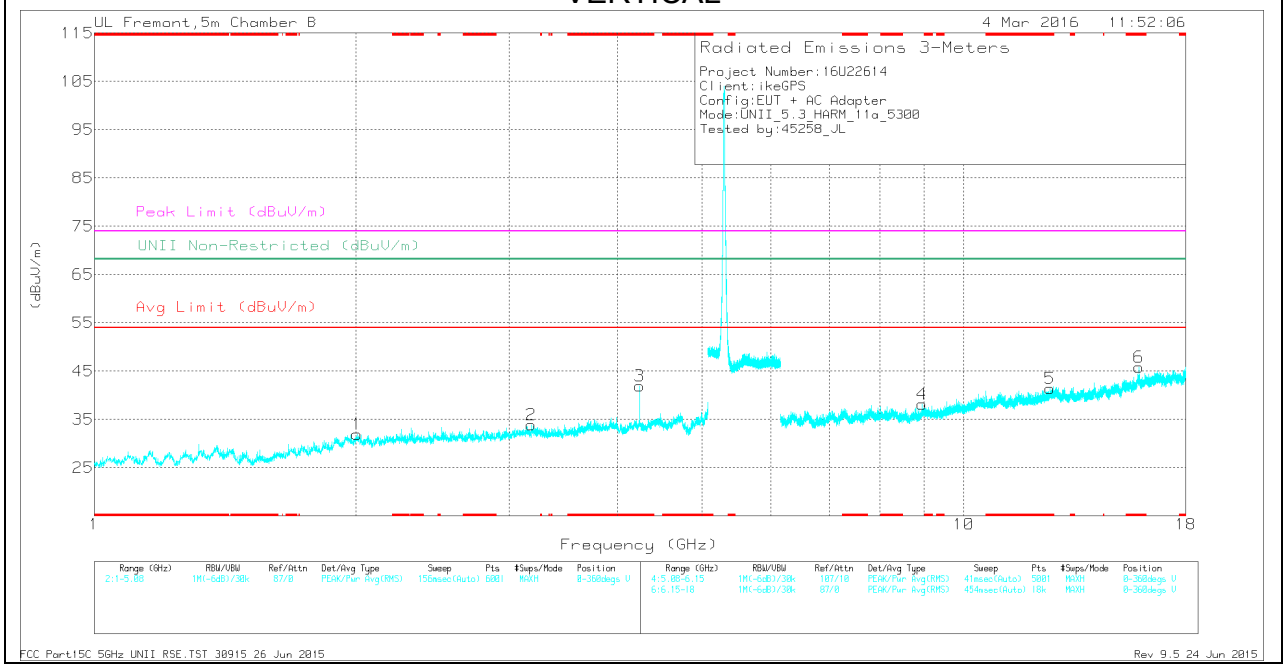

HORIZONTAL

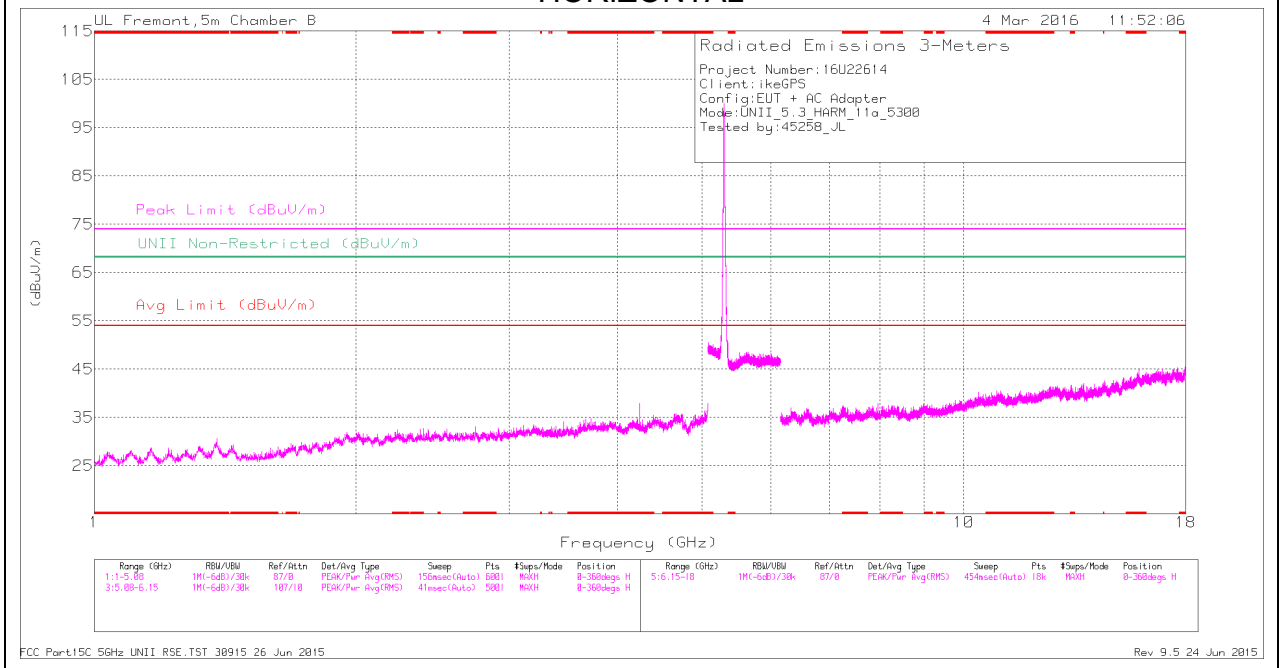

This report shall not be reproduced except in full, without the written approval of UL Verification Services Inc.

MID CHANNEL DATA

TRACE MARKERS

Marker	Frequency (GHz)	Meter Reading (dBuV)	Det	AF T344 (dB/m)	Amp/Cbl/ Fltr/Pad (dB)	DC Corr (dB)	Corrected Reading (dBuV/m)	Avg Limit (dBuV/m)	Margin (dB)	Peak Limit (dBuV/m)	PK Margin (dB)	UNII Non-Restricted (dBuV/m)	PK Margin (dB)	Azimuth (Degs)	Height (cm)	Polarity
3	* 4.24	40.58	Pk	33.7	-32.4	0	41.88	-	-	74	-32.12	-	-	0-360	101	V
5	* 12.566	27.05	Pk	39.1	-24.7	0	41.45	-	-	74	-32.55	-	-	0-360	199	V
6	* 15.901	26.44	Pk	40.9	-21.5	0	45.84	-	-	74	-28.16	-	-	0-360	199	V
1	2.004	34.48	Pk	31.5	-34.1	0	31.88	-	-	-	-	68.2	-36.32	0-360	199	V
2	3.183	33.75	Pk	33.2	-33.1	0	33.85	-	-	-	-	68.2	-34.35	0-360	199	V
4	8.958	29.66	Pk	35.9	-27.4	0	38.16	-	-	-	-	68.2	-30.04	0-360	102	V

PK - Peak detector

RADIATED EMISSIONS

Frequency (GHz)	Meter Reading (dBuV)	Det	AF T344 (dB/m)	Amp/Cbl/Fl tr/Pad (dB)	DC Corr (dB)	Corrected Reading (dBuV/m)	Avg Limit (dBuV/m)	Margin (dB)	Peak Limit (dBuV/m)	PK Margin (dB)	UNII Non-Restricted (dBuV/m)	PK Margin (dB)	Azimuth (Degs)	Height (cm)	Polarity
* 4.24	45.66	PK-U	33.7	-32.4	0	46.96	-	-	74	-27.04	-	-	122	109	V
* 4.24	38.92	ADR	33.7	-32.4	0	40.22	54	-13.78	-	-	-	-	122	109	V
* 12.566	35.16	PK-U	39.1	-24.7	0	49.56	-	-	74	-24.44	-	-	296	201	V
* 12.566	23.26	ADR	39.1	-24.7	0	37.66	54	-16.34	-	-	-	-	296	201	V
* 15.902	33.18	PK-U	40.9	-21.5	0	52.58	-	-	74	-21.42	-	-	345	176	V
* 15.9	22.09	ADR	40.9	-21.5	0	41.49	54	-12.51	-	-	-	-	345	176	V
2.003	41.98	PK-U	31.5	-34.1	0	39.38	-	-	-	-	68.2	-28.82	251	109	V
3.183	41.35	PK-U	33.2	-33.1	0	41.45	-	-	-	-	68.2	-26.75	286	148	V
8.958	36.5	PK-U	35.9	-27.4	0	45	-	-	-	-	68.2	-23.2	161	186	V

* - indicates frequency in CFR15.205/IC8.10 Restricted Band

PK-U - U-NII: Maximum Peak

ADR - U-NII AD primary method, RMS average

UL VERIFICATION SERVICES INC. FORM NO: CCSUP4701J
47173 BENICIA STREET, FREMONT, CA 94538, USA TEL: (510) 771-1000 FAX: (510) 661-0888
This report shall not be reproduced except in full, without the written approval of UL Verification Services Inc.

HIGH CHANNEL RESULTS

VERTICAL

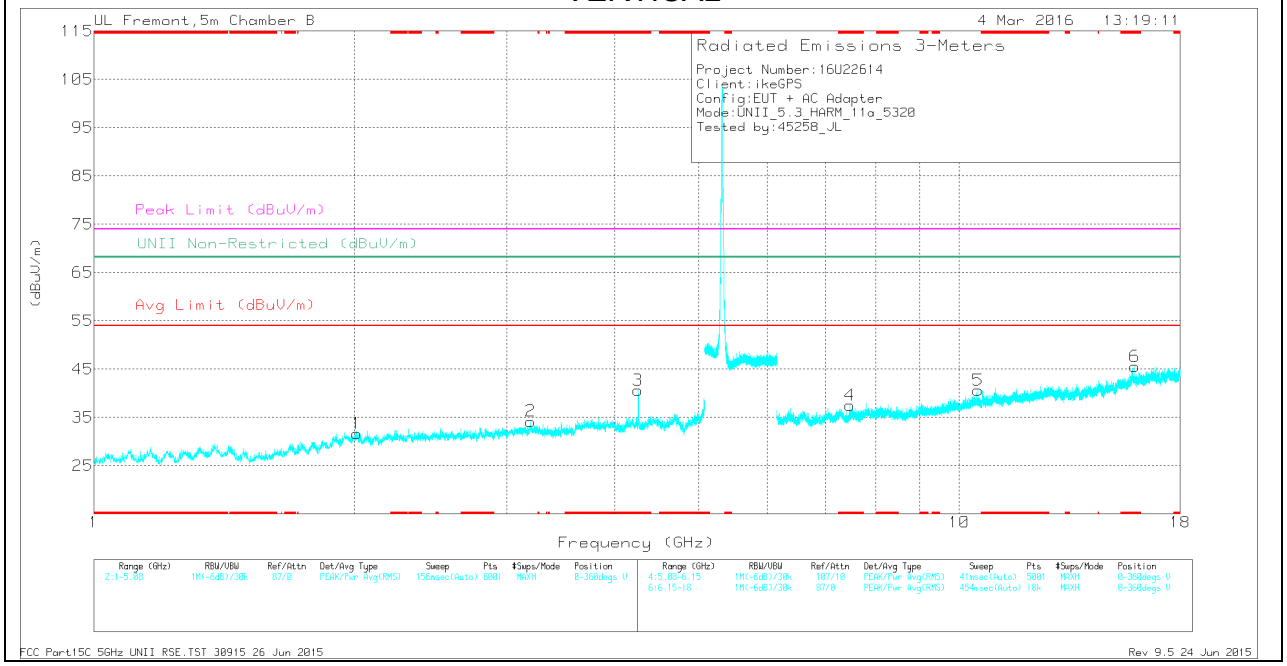

HORIZONTAL

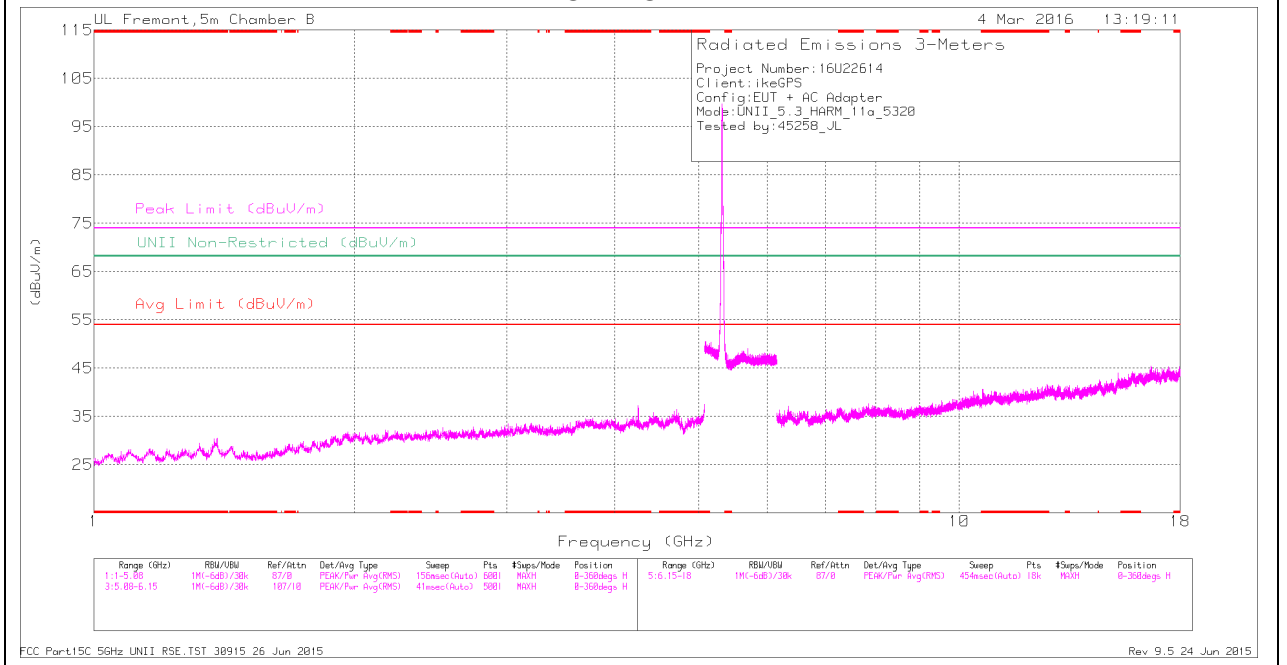

This report shall not be reproduced except in full, without the written approval of UL Verification Services Inc.

HIGH CHANNEL DATA

TRACE MARKERS

Marker	Frequency (GHz)	Meter Reading (dBuV)	Det	AF T344 (dB/m)	Amp/Cbl/ Fltr/Pad (dB)	DC Corr (dB)	Corrected Reading (dBuV/m)	Avg Limit (dBuV/m)	Margin (dB)	Peak Limit (dBuV/m)	PK Margin (dB)	UNII Non-Restricted (dBuV/m)	PK Margin (dB)	Azimuth (Degs)	Height (cm)	Polarity
3	* 4.256	39.66	Pk	33.7	-32.7	0	40.66	-	-	74	-33.34	-	-	0-360	101	V
4	* 7.475	31.36	Pk	35.6	-29.4	0	37.56	-	-	74	-36.44	-	-	0-360	102	V
6	* 15.963	27.07	Pk	41	-22.5	0	45.57	-	-	74	-28.43	-	-	0-360	199	V
1	2.015	34.19	Pk	31.5	-34	0	31.69	-	-	-	-	68.2	-36.51	0-360	199	V
2	3.198	33.71	Pk	33.2	-32.7	0	34.21	-	-	-	-	68.2	-33.99	0-360	199	V
5	10.515	28.51	Pk	37.5	-25.4	0	40.61	-	-	-	-	68.2	-27.59	0-360	102	V

PK - Peak detector

RADIATED EMISSIONS

Frequency (GHz)	Meter Reading (dBuV)	Det	AF T344 (dB/m)	Amp/Cbl/Fl tr/Pad (dB)	DC Corr (dB)	Corrected Reading (dBuV/m)	Avg Limit (dBuV/m)	Margin (dB)	Peak Limit (dBuV/m)	PK Margin (dB)	UNII Non-Restricted (dBuV/m)	PK Margin (dB)	Azimuth (Degs)	Height (cm)	Polarity
* 4.256	44.7	PK-U	33.7	-32.7	0	45.7	-	-	74	-28.3	-	-	295	150	V
* 4.256	37.36	ADR	33.7	-32.7	0	38.36	54	-15.64	-	-	-	-	295	150	V
* 7.477	37.82	PK-U	35.6	-29.4	0	44.02	-	-	74	-29.98	-	-	163	212	V
* 7.473	26.68	ADR	35.6	-29.4	0	32.88	54	-21.12	-	-	-	-	163	212	V
* 15.963	33.47	PK-U	41	-22.5	0	51.97	-	-	74	-22.03	-	-	124	144	V
* 15.963	22.28	ADR	41	-22.5	0	40.78	54	-13.22	-	-	-	-	124	144	V
2.013	40.82	PK-U	31.5	-34.1	0	38.22	-	-	-	-	68.2	-29.98	310	102	V
3.198	38.08	PK-U	33.2	-32.8	0	38.48	-	-	-	-	68.2	-29.72	299	134	V
10.515	35.19	PK-U	37.5	-25.4	0	47.29	-	-	-	-	68.2	-20.91	55	204	V

* - indicates frequency in CFR15.205/IC8.10 Restricted Band

PK-U - U-NII: Maximum Peak

ADR - U-NII AD primary method, RMS average

UL VERIFICATION SERVICES INC. FORM NO: CCSUP4701J
47173 BENICIA STREET, FREMONT, CA 94538, USA TEL: (510) 771-1000 FAX: (510) 661-0888
This report shall not be reproduced except in full, without the written approval of UL Verification Services Inc.

10.1.5. TX ABOVE 1 GHz 802.11n HT20 MODE IN THE 5.3 GHz BAND

AUTHORIZED BANDEDGE (HIGH CHANNEL)

HORIZONTAL RESULTS

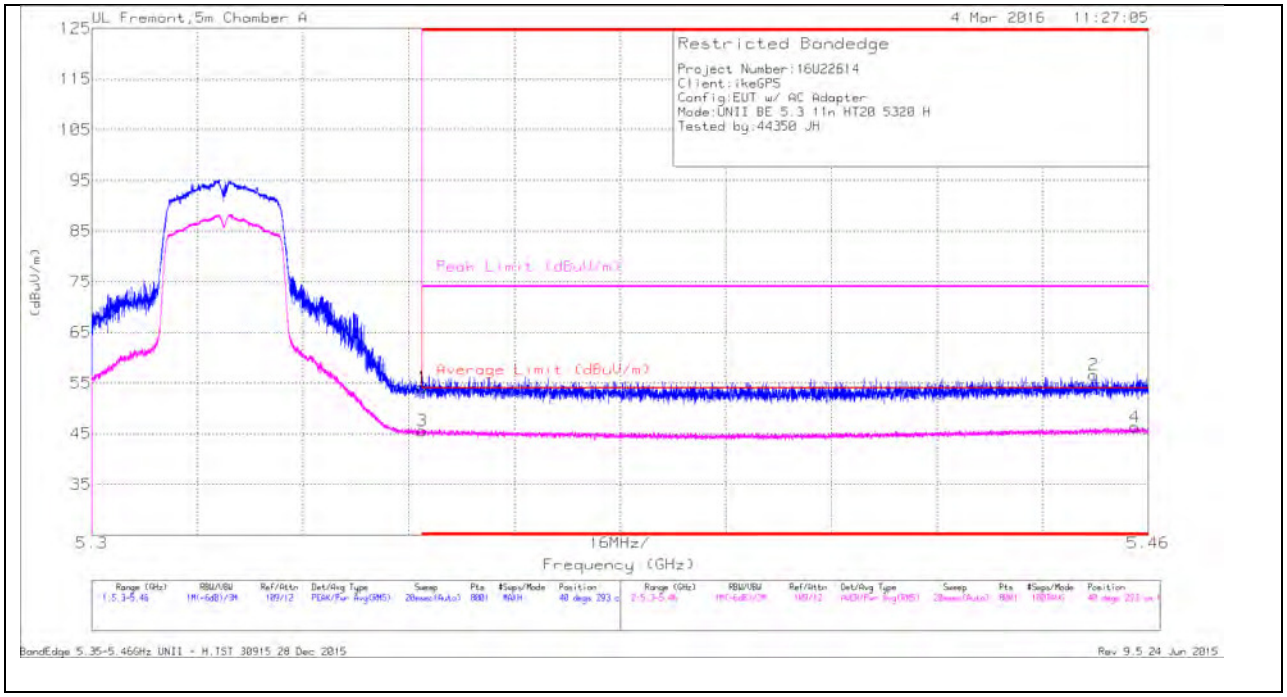

Trace Markers

Marker	Frequency (GHz)	Meter Reading (dBuV)	Det	AF T346 (db/m)	Amp/Cbl/Flt r/Pad (dB)	DC Corr (dB)	Corrected Reading (dBuV/m)	Average Limit (dBuV/m)	Margin (dB)	Peak Limit (dBuV/m)	PK Margin (dB)	Azimuth (Degs)	Height (cm)	Polarity
1	* 5.35	39.68	Pk	34.8	-20.3	0	54.18	-	-	74	-19.82	40	293	H
2	* 5.452	42.15	Pk	34.8	-20.3	0	56.65	-	-	74	-17.35	40	293	H
3	* 5.35	31.02	RMS	34.8	-20.3	0	45.52	54	-8.48	-	-	40	293	H
4	* 5.458	31.87	RMS	34.8	-20.4	0	46.27	54	-7.73	-	-	40	293	H

* - indicates frequency in CFR15.205/IC8.10 Restricted Band

Pk - Peak detector

RMS - RMS detection

This report shall not be reproduced except in full, without the written approval of UL Verification Services Inc.

VERTICAL RESULTS

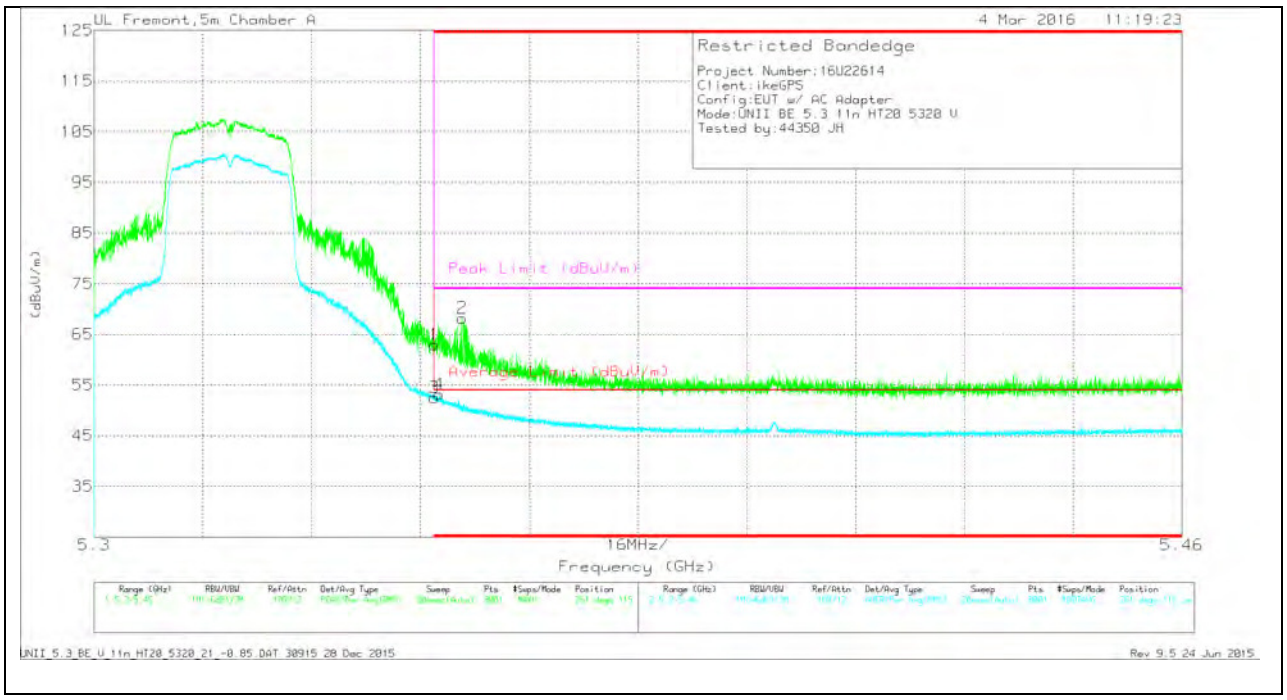

Trace Markers

Marker	Frequency (GHz)	Meter Reading (dBuV)	Det	AF T346 (db/m)	Amp/Cbl/Flt r/Pad (dB)	DC Corr (dB)	Corrected Reading (dBuV/m)	Average Limit (dBuV/m)	Margin (dB)	Peak Limit (dBuV/m)	PK Margin (dB)	Azimuth (Degs)	Height (cm)	Polarity
1	* 5.35	48.42	Pk	34.8	-20.3	0	62.92	-	-	74	-11.08	261	115	V
2	* 5.354	53.73	Pk	34.8	-20.3	0	68.23	-	-	74	-5.77	261	115	V
3	* 5.35	38.06	RMS	34.8	-20.3	0	52.56	54	-1.44	-	-	261	115	V
4	* 5.351	38.65	RMS	34.8	-20.3	0	53.15	54	-.85	-	-	261	115	V

* - indicates frequency in CFR15.205/IC8.10 Restricted Band

Pk - Peak detector

RMS - RMS detection

This report shall not be reproduced except in full, without the written approval of UL Verification Services Inc.

HARMONICS AND SPURIOUS EMISSIONS

LOW CHANNEL RESULTS

VERTICAL

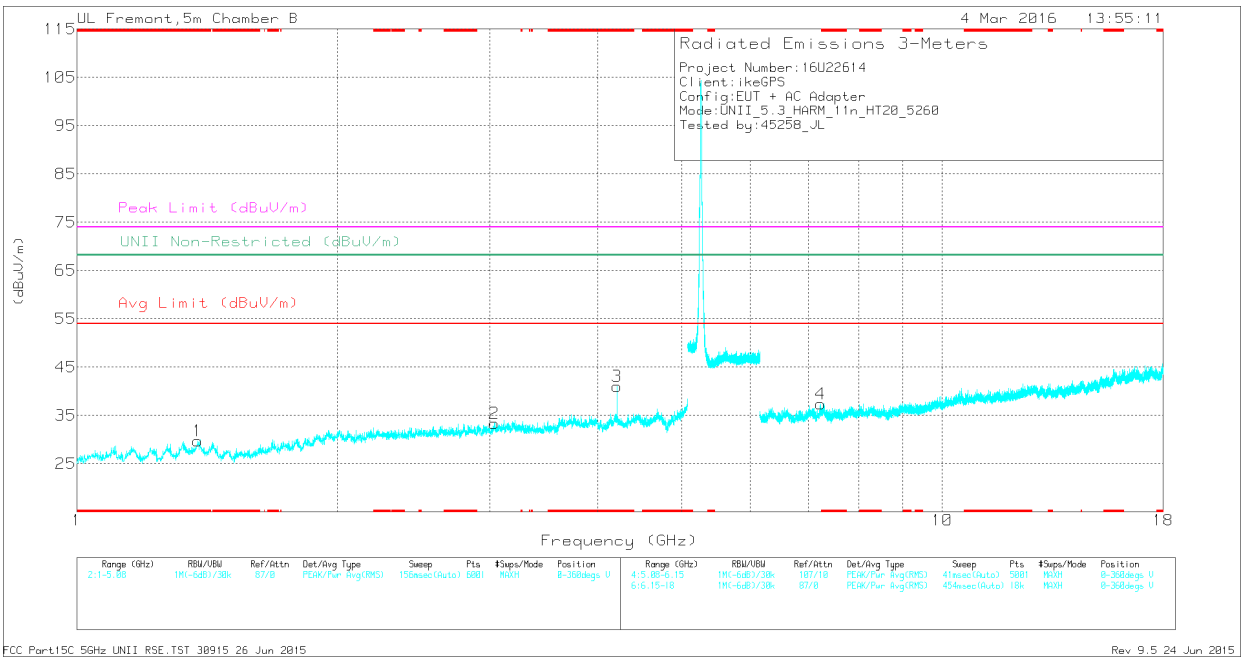

HORIZONTAL

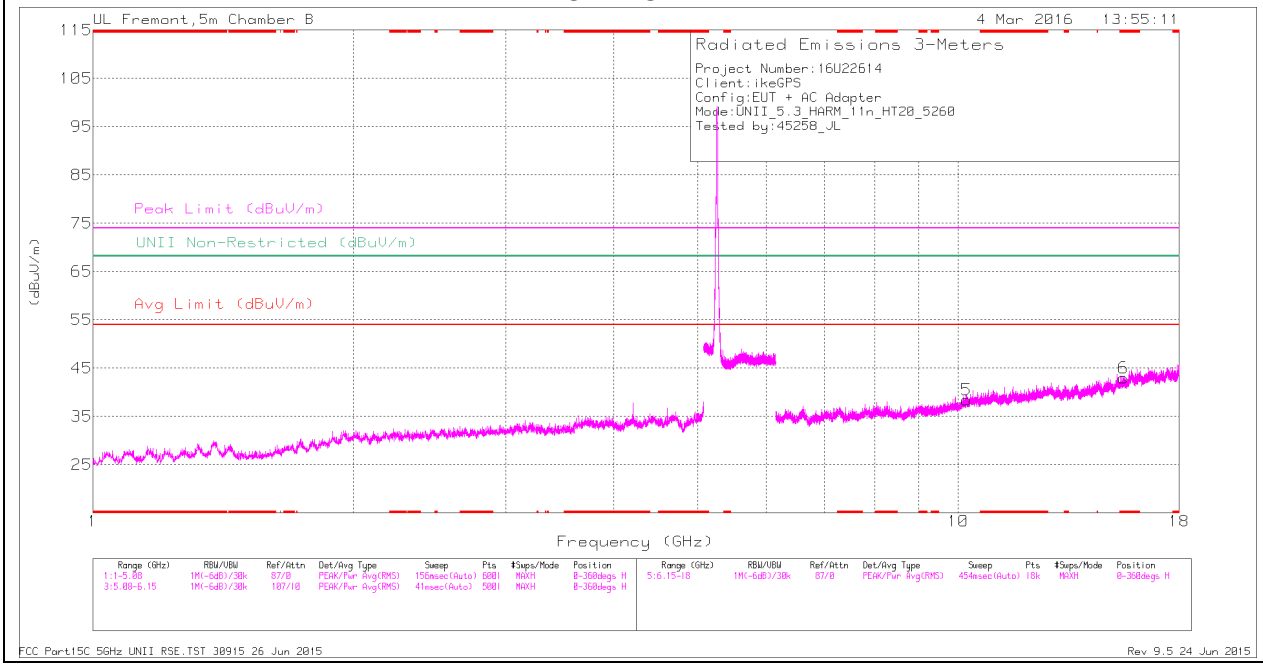

This report shall not be reproduced except in full, without the written approval of UL Verification Services Inc.

LOW CHANNEL DATA

TRACE MARKERS

Marker	Frequency (GHz)	Meter Reading (dBuV)	Det	AF T344 (dB/m)	Amp/Cbl/ Fltr/Pad (dB)	DC Corr (dB)	Corrected Reading (dBuV/m)	Avg Limit (dBuV/m)	Margin (dB)	Peak Limit (dBuV/m)	PK Margin (dB)	UNII Non-Restricted (dBuV/m)	PK Margin (dB)	Azimuth (Degs)	Height (cm)	Polarity
1	* 1.379	35.32	Pk	29.2	-34.8	0	29.72	-	-	74	-44.28	-	-	0-360	200	V
3	* 4.208	39.09	Pk	33.7	-31.8	0	40.99	-	-	74	-33.01	-	-	0-360	200	V
6	* 15.523	25.81	Pk	40.5	-23.3	0	43.01	-	-	74	-30.99	-	-	0-360	101	H
2	3.034	33.9	Pk	32.9	-33.4	0	33.4	-	-	-	-	68.2	-34.8	0-360	200	V
4	7.231	30.51	Pk	35.6	-28.7	0	37.41	-	-	-	-	68.2	-30.79	0-360	101	V
5	10.218	27.35	Pk	37.2	-26.1	0	38.45	-	-	-	-	68.2	-29.75	0-360	101	H

PK - Peak detector

RADIATED EMISSIONS

Frequency (GHz)	Meter Reading (dBuV)	Det	AF T344 (dB/m)	Amp/Cbl/Fl tr/Pad (dB)	DC Corr (dB)	Corrected Reading (dBuV/m)	Avg Limit (dBuV/m)	Margin (dB)	Peak Limit (dBuV/m)	PK Margin (dB)	UNII Non-Restricted (dBuV/m)	PK Margin (dB)	Azimuth (Degs)	Height (cm)	Polarity
* 1.379	43.56	PK-U	29.2	-34.8	0	37.96	-	-	74	-36.04	-	-	22	150	V
* 1.38	32.21	ADR	29.2	-34.8	0	26.61	54	-27.39	-	-	-	-	22	150	V
* 4.207	40.94	PK-U	33.7	-31.7	0	42.94	-	-	74	-31.06	-	-	149	168	V
* 4.208	30.68	ADR	33.7	-31.7	0	32.68	54	-21.32	-	-	-	-	149	168	V
* 15.524	33.74	PK-U	40.5	-23.3	0	50.94	-	-	74	-23.06	-	-	220	101	H
* 15.525	22.11	ADR	40.5	-23.3	0	39.31	54	-14.69	-	-	-	-	220	101	H
3.035	42.13	PK-U	32.9	-33.4	0	41.63	-	-	-	-	68.2	-26.57	315	196	V
7.232	38.09	PK-U	35.6	-28.7	0	44.99	-	-	-	-	68.2	-23.21	153	133	V
10.217	35.06	PK-U	37.2	-26.1	0	46.16	-	-	-	-	68.2	-22.04	285	201	H

* - indicates frequency in CFR15.205/IC8.10 Restricted Band

PK-U - U-NII: Maximum Peak

ADR - U-NII AD primary method, RMS average

UL VERIFICATION SERVICES INC. FORM NO: CCSUP4701J
47173 BENICIA STREET, FREMONT, CA 94538, USA TEL: (510) 771-1000 FAX: (510) 661-0888
This report shall not be reproduced except in full, without the written approval of UL Verification Services Inc.

MID CHANNEL RESULTS

VERTICAL

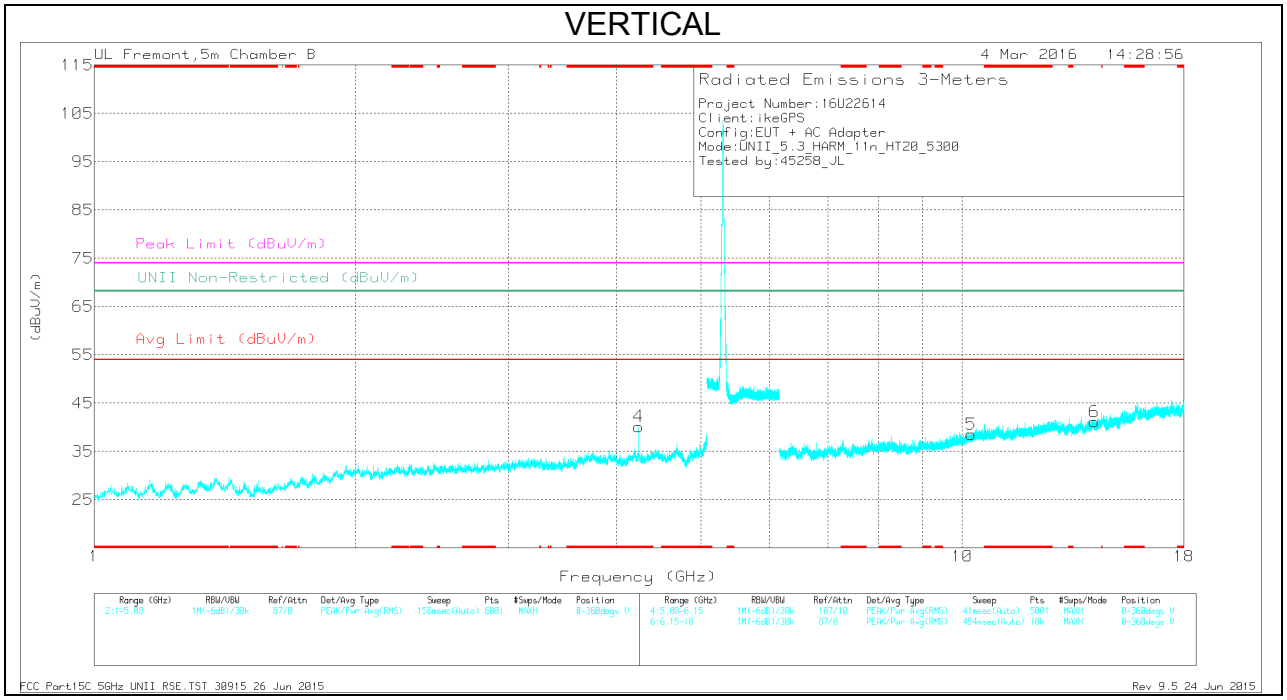

HORIZONTAL

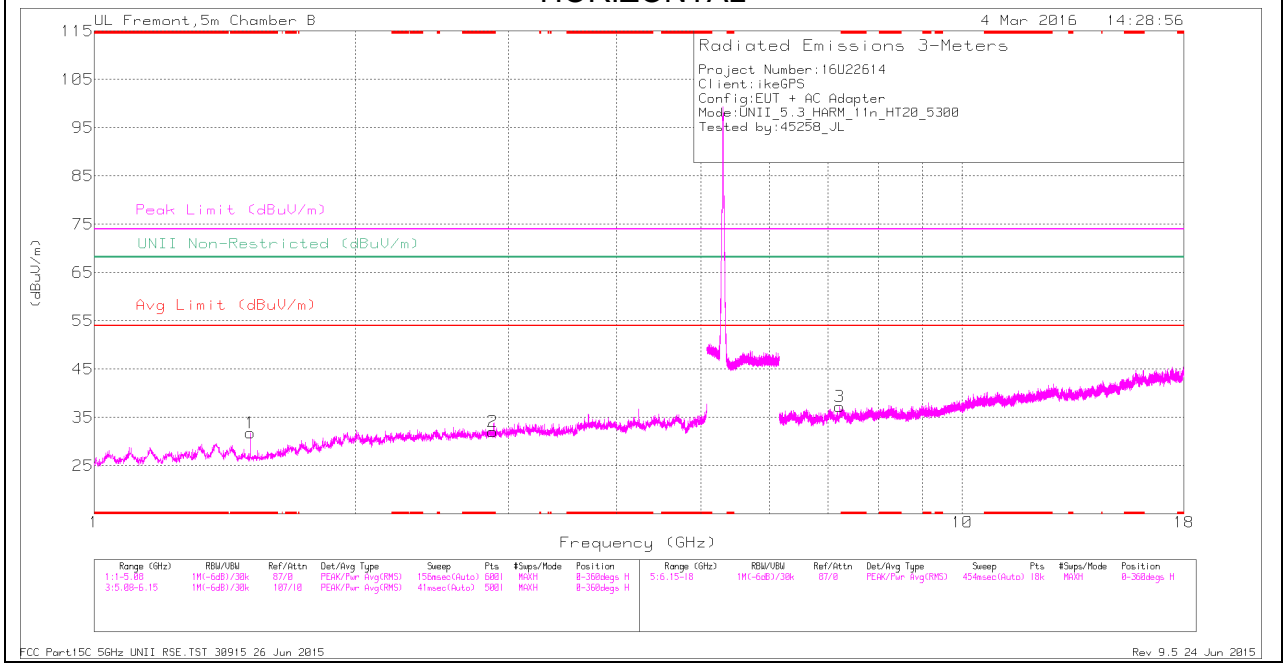

This report shall not be reproduced except in full, without the written approval of UL Verification Services Inc.

MID CHANNEL DATA

TRACE MARKERS

Marker	Frequency (GHz)	Meter Reading (dBuV)	Det	AF T344 (dB/m)	Amp/Cbl/ Fltr/Pad (dB)	DC Corr (dB)	Corrected Reading (dBuV/m)	Avg Limit (dBuV/m)	Margin (dB)	Peak Limit (dBuV/m)	PK Margin (dB)	UNII Non-Restricted (dBuV/m)	PK Margin (dB)	Azimuth (Degs)	Height (cm)	Polarity
1	* 1.513	39.46	Pk	28	-35.6	0	31.86	-	-	74	-42.14	-	-	0-360	200	H
2	* 2.876	32.81	Pk	32.6	-33.4	0	32.01	-	-	74	-41.99	-	-	0-360	200	H
4	* 4.24	38.88	Pk	33.7	-32.4	0	40.18	-	-	74	-33.82	-	-	0-360	101	V
3	7.223	30.68	Pk	35.6	-29	0	37.28	-	-	-	-	68.2	-30.92	0-360	101	H
5	10.236	27.58	Pk	37.2	-26.2	0	38.58	-	-	-	-	68.2	-29.62	0-360	101	V
6	14.196	26.11	Pk	39.1	-24	0	41.21	-	-	-	-	68.2	-26.99	0-360	101	V

PK - Peak detector

RADIATED EMISSIONS

Frequency (GHz)	Meter Reading (dBuV)	Det	AF T344 (dB/m)	Amp/Cbl/Fl tr/Pad (dB)	DC Corr (dB)	Corrected Reading (dBuV/m)	Avg Limit (dBuV/m)	Margin (dB)	Peak Limit (dBuV/m)	PK Margin (dB)	UNII Non-Restricted (dBuV/m)	PK Margin (dB)	Azimuth (Degs)	Height (cm)	Polarity
* 1.513	40.95	PK-U	28	-35.6	0	33.35	-	-	74	-40.65	-	-	26	101	H
* 1.511	29.34	ADR	28	-35.6	0	21.74	54	-32.26	-	-	-	-	26	101	H
* 2.877	41.72	PK-U	32.6	-33.3	0	41.02	-	-	74	-32.98	-	-	112	236	H
* 2.875	29.78	ADR	32.6	-33.4	0	28.98	54	-25.02	-	-	-	-	112	236	H
* 4.24	42.64	PK-U	33.7	-32.4	0	43.94	-	-	74	-30.06	-	-	80	206	V
* 4.24	33.57	ADR	33.7	-32.4	0	34.87	54	-19.13	-	-	-	-	80	206	V
7.223	36.45	PK-U	35.6	-29	0	43.05	-	-	-	-	68.2	-25.15	158	210	H
10.235	35.41	PK-U	37.2	-26.2	0	46.41	-	-	-	-	68.2	-21.79	230	120	V
14.198	34.13	PK-U	39.1	-24.1	0	49.13	-	-	-	-	68.2	-19.07	269	101	V

* - indicates frequency in CFR15.205/IC8.10 Restricted Band

PK-U - U-NII: Maximum Peak

ADR - U-NII AD primary method, RMS average

UL VERIFICATION SERVICES INC. FORM NO: CCSUP4701J
47173 BENICIA STREET, FREMONT, CA 94538, USA TEL: (510) 771-1000 FAX: (510) 661-0888
This report shall not be reproduced except in full, without the written approval of UL Verification Services Inc.

HIGH CHANNEL RESULTS

VERTICAL

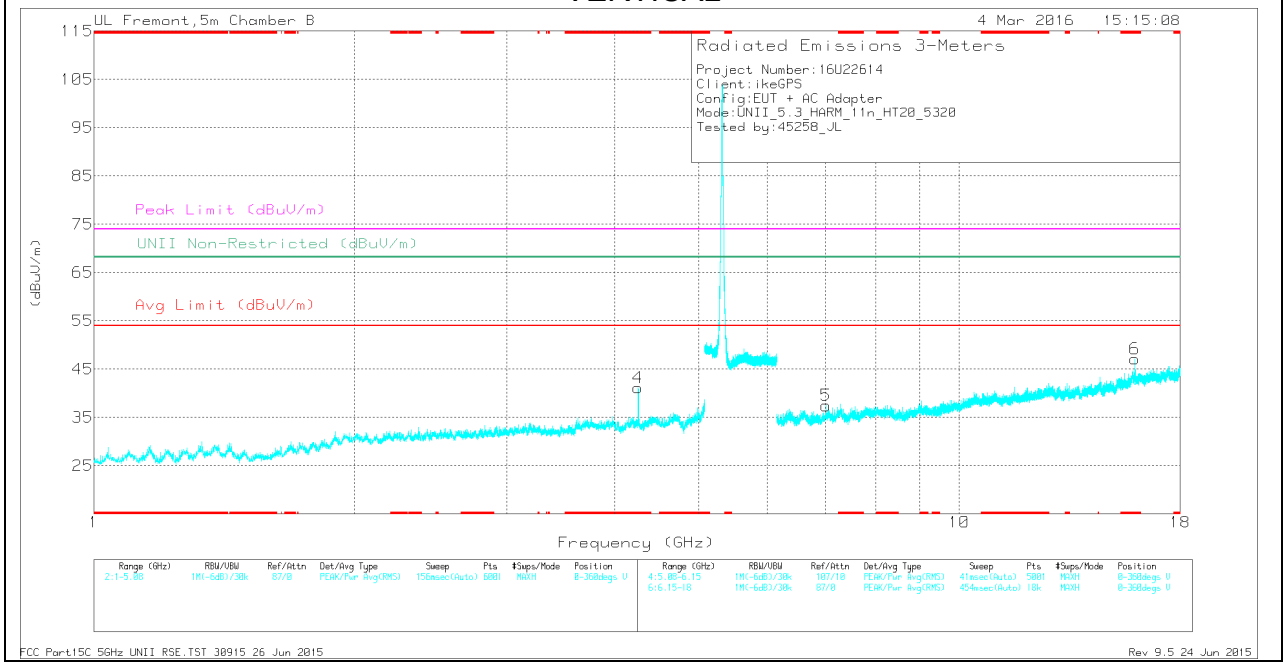

HORIZONTAL

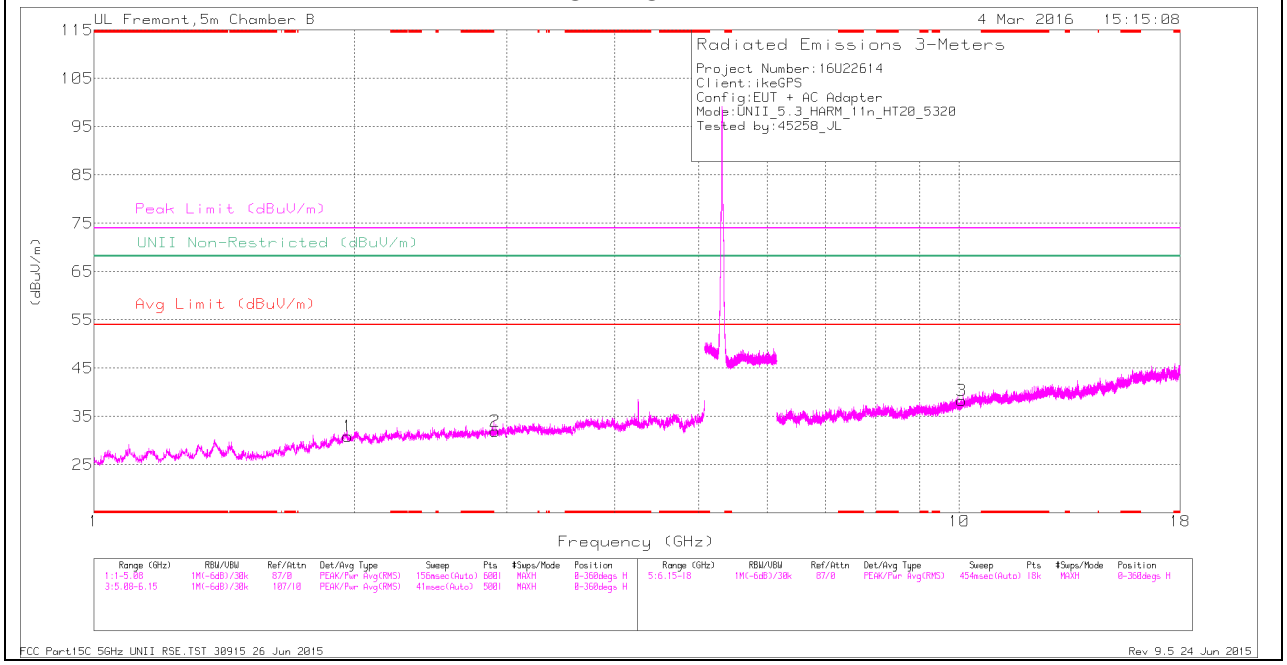

This report shall not be reproduced except in full, without the written approval of UL Verification Services Inc.

HIGH CHANNEL DATA

TRACE MARKERS

Marker	Frequency (GHz)	Meter Reading (dBuV)	Det	AF T344 (dB/m)	Amp/Cbl/Fltr /Pad (dB)	Corrected Reading (dBuV/m)	Avg Limit (dBuV/m)	Margin (dB)	Peak Limit (dBuV/m)	PK Margin (dB)	UNII Non-Restricted (dBuV/m)	PK Margin (dB)	Azimuth (Degs)	Height (cm)	Polarity
4	* 4.256	40.12	Pk	33.7	-32.7	41.12	-	-	74	-32.88	-	-	0-360	101	V
6	* 15.967	28.59	Pk	41	-22.5	47.09	-	-	74	-26.91	-	-	0-360	199	V
1	1.966	33.22	Pk	31.3	-33.6	30.92	-	-	-	-	68.2	-37.28	0-360	199	H
2	2.909	32.67	Pk	32.6	-33.3	31.97	-	-	-	-	68.2	-36.23	0-360	101	H
5	7.01	31.66	Pk	35.6	-29.8	37.46	-	-	-	-	68.2	-30.74	0-360	101	V
3	10.061	27.45	Pk	37.1	-26.3	38.25	-	-	-	-	68.2	-29.95	0-360	101	H

PK - Peak detector

RADIATED EMISSIONS

Frequency (GHz)	Meter Reading (dBuV)	Det	AF T344 (dB/m)	Amp/Cbl/Fltr/Pad (dB)	Corrected Reading (dBuV/m)	Avg Limit (dBuV/m)	Margin (dB)	Peak Limit (dBuV/m)	PK Margin (dB)	UNII Non-Restricted (dBuV/m)	PK Margin (dB)	Azimuth (Degs)	Height (cm)	Polarity
* 4.256	42.14	PK-U	33.7	-32.7	43.14	-	-	74	-30.86	-	-	95	201	V
* 4.256	31.43	ADR	33.7	-32.7	32.43	54	-21.57	-	-	-	-	95	201	V
* 15.967	36.39	PK-U	41	-22.5	54.89	-	-	74	-19.11	-	-	132	208	V
* 15.965	24.11	ADR	41	-22.5	42.61	54	-11.39	-	-	-	-	132	208	V
1.965	40.88	PK-U	31.3	-33.6	38.58	-	-	-	-	68.2	-29.62	350	109	H
2.91	41.48	PK-U	32.6	-33.3	40.78	-	-	-	-	68.2	-27.42	278	162	H
7.008	38.28	PK-U	35.6	-29.8	44.08	-	-	-	-	68.2	-24.12	211	145	V
10.059	34.72	PK-U	37.1	-26.3	45.52	-	-	-	-	68.2	-22.68	189	187	H

* - indicates frequency in CFR15.205/IC8.10 Restricted Band

PK-U - U-NII: Maximum Peak

ADR - U-NII AD primary method, RMS average

UL VERIFICATION SERVICES INC. FORM NO: CCSUP4701J
47173 BENICIA STREET, FREMONT, CA 94538, USA TEL: (510) 771-1000 FAX: (510) 661-0888
This report shall not be reproduced except in full, without the written approval of UL Verification Services Inc.

10.1.6. TX ABOVE 1 GHz 802.11n HT40 MODE IN THE 5.3 GHz BAND

AUTHORIZED BANDEDGE (HIGH CHANNEL)

HORIZONTAL RESULTS

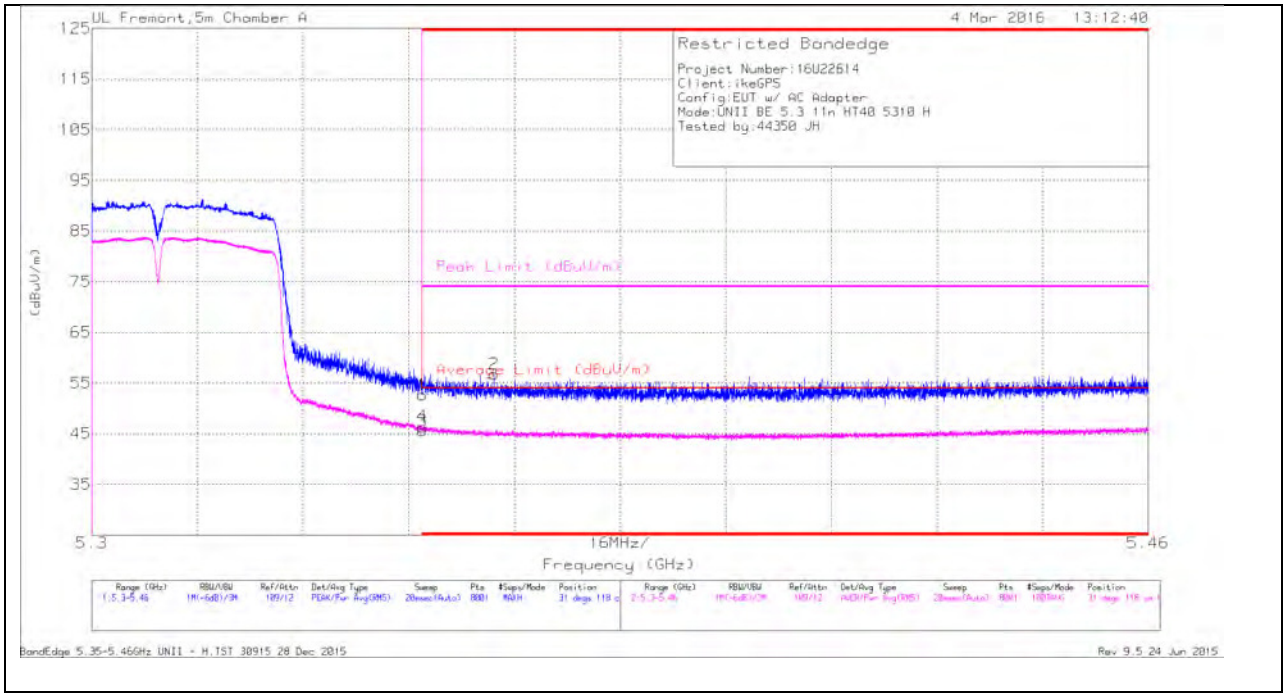

Trace Markers

Marker	Frequency (GHz)	Meter Reading (dBuV)	Det	AF T346 (db/m)	Amp/Cbl/Flt r/Pad (dB)	DC Corr (dB)	Corrected Reading (dBuV/m)	Average Limit (dBuV/m)	Margin (dB)	Peak Limit (dBuV/m)	PK Margin (dB)	Azimuth (Degs)	Height (cm)	Polarity
1	* 5.35	38.14	Pk	34.8	-20.3	0	52.64	-	-	74	-21.36	31	118	H
2	* 5.361	42.27	Pk	34.8	-20.3	0	56.77	-	-	74	-17.23	31	118	H
3	* 5.35	31.12	RMS	34.8	-20.3	0	45.62	54	-8.38	-	-	31	118	H
4	* 5.35	31.88	RMS	34.8	-20.3	0	46.38	54	-7.62	-	-	31	118	H

* - indicates frequency in CFR15.205/IC8.10 Restricted Band

Pk - Peak detector

RMS - RMS detection

This report shall not be reproduced except in full, without the written approval of UL Verification Services Inc.

VERTICAL RESULTS

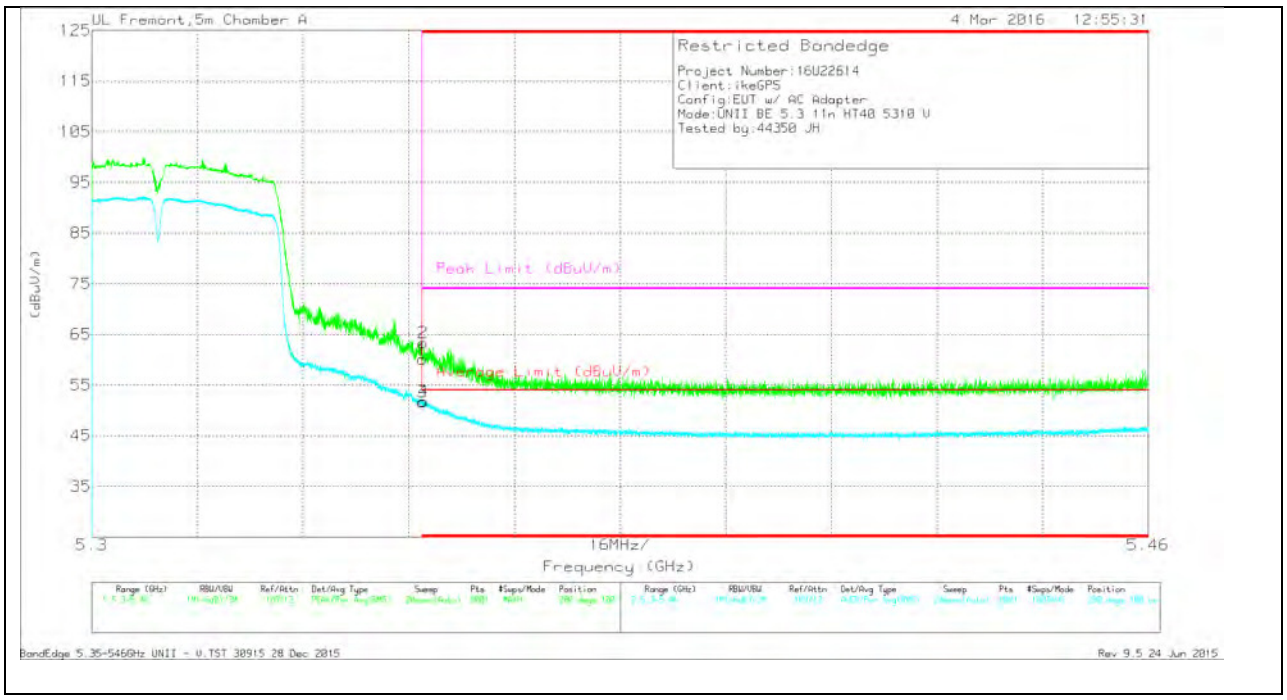

Trace Markers

Marker	Frequency (GHz)	Meter Reading (dBuV)	Det	AF T346 (db/m)	Amp/Cbl/Flt r/Pad (dB)	DC Corr (dB)	Corrected Reading (dBuV/m)	Average Limit (dBuV/m)	Margin (dB)	Peak Limit (dBuV/m)	PK Margin (dB)	Azimuth (Degs)	Height (cm)	Polarity
1	* 5.35	45.59	Pk	34.8	-20.3	0	60.09	-	-	74	-13.91	280	100	V
2	* 5.35	48.78	Pk	34.8	-20.3	0	63.28	-	-	74	-10.72	280	100	V
3	* 5.35	37.18	RMS	34.8	-20.3	0	51.68	54	-2.32	-	-	280	100	V
4	* 5.35	37.26	RMS	34.8	-20.3	0	51.76	54	-2.24	-	-	280	100	V

* - indicates frequency in CFR15.205/IC8.10 Restricted Band

Pk - Peak detector

RMS - RMS detection

This report shall not be reproduced except in full, without the written approval of UL Verification Services Inc.

HARMONICS AND SPURIOUS EMISSIONS

LOW CHANNEL RESULTS

VERTICAL

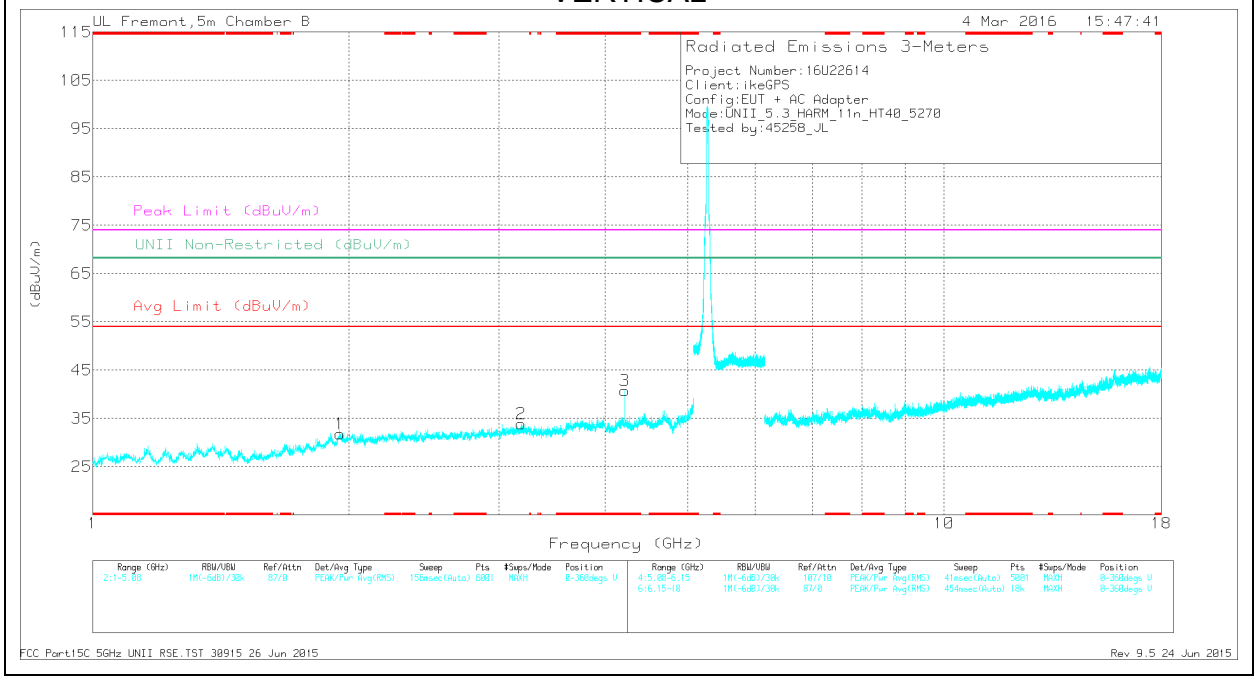

HORIZONTAL

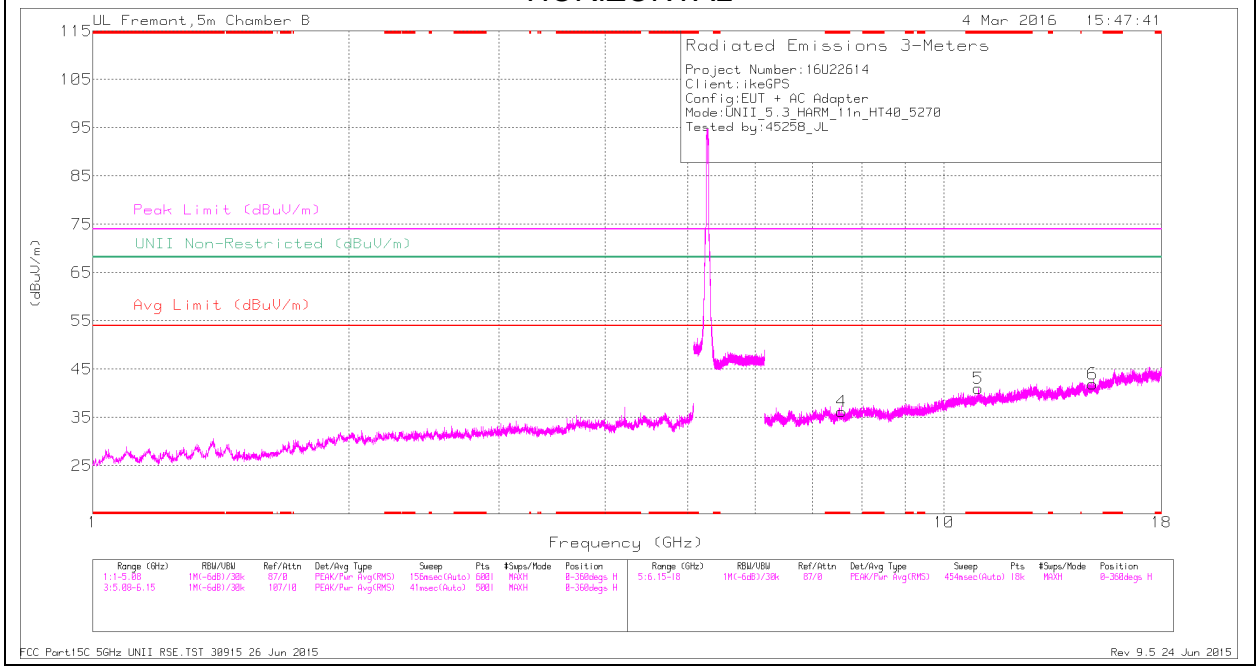

This report shall not be reproduced except in full, without the written approval of UL Verification Services Inc.

LOW CHANNEL DATA

TRACE MARKERS

Marker	Frequency (GHz)	Meter Reading (dBuV)	Det	AF T344 (dB/m)	Amp/Cbl/ Fltr/Pad (dB)	DC Corr (dB)	Corrected Reading (dBuV/m)	Avg Limit (dBuV/m)	Margin (dB)	Peak Limit (dBuV/m)	PK Margin (dB)	UNII Non-Restricted (dBuV/m)	PK Margin (dB)	Azimuth (Degs)	Height (cm)	Polarity
3	* 4.216	38.94	Pk	33.7	-31.9	0	40.74	-	-	74	-33.26	-	-	0-360	101	V
4	* 7.577	29.48	Pk	35.7	-29	0	36.18	-	-	74	-37.82	-	-	0-360	101	H
5	* 10.966	27.93	Pk	37.9	-24.8	0	41.03	-	-	74	-32.97	-	-	0-360	101	H
1	1.951	34.43	Pk	31.2	-33.8	0	31.83	-	-	-	-	68.2	-36.37	0-360	200	V
2	3.188	33.66	Pk	33.2	-33	0	33.86	-	-	-	-	68.2	-34.34	0-360	200	V
6	14.943	25.87	Pk	39.9	-23.8	0	41.97	-	-	-	-	68.2	-26.23	0-360	101	H

PK - Peak detector

RADIATED EMISSIONS

Frequency (GHz)	Meter Reading (dBuV)	Det	AF T344 (dB/m)	Amp/Cbl/Fl tr/Pad (dB)	DC Corr (dB)	Corrected Reading (dBuV/m)	Avg Limit (dBuV/m)	Margin (dB)	Peak Limit (dBuV/m)	PK Margin (dB)	UNII Non-Restricted (dBuV/m)	PK Margin (dB)	Azimuth (Degs)	Height (cm)	Polarity
* 4.216	43.68	PK-U	33.7	-31.9	0	45.48	-	-	74	-28.52	-	-	124	115	V
* 4.216	36.78	ADR	33.7	-31.9	0	38.58	54	-15.42	-	-	-	-	124	115	V
* 7.577	37.3	PK-U	35.7	-29	0	44	-	-	74	-30	-	-	312	160	H
* 7.578	25.93	ADR	35.7	-29	0	32.63	54	-21.37	-	-	-	-	312	160	H
* 10.967	35.09	PK-U	37.9	-24.8	0	48.19	-	-	74	-25.81	-	-	305	142	H
* 10.968	23.91	ADR	37.9	-24.8	0	37.01	54	-16.99	-	-	-	-	305	142	H
1.951	43.21	PK-U	31.2	-33.8	0	40.61	-	-	-	-	68.2	-27.59	56	151	V
3.186	41.7	PK-U	33.2	-33	0	41.9	-	-	-	-	68.2	-26.3	163	215	V
14.944	34.07	PK-U	39.9	-23.8	0	50.17	-	-	-	-	68.2	-18.03	92	252	H

* - indicates frequency in CFR15.205/IC8.10 Restricted Band

PK-U - U-NII: Maximum Peak

ADR - U-NII AD primary method, RMS average

UL VERIFICATION SERVICES INC. FORM NO: CCSUP4701J
47173 BENICIA STREET, FREMONT, CA 94538, USA TEL: (510) 771-1000 FAX: (510) 661-0888
This report shall not be reproduced except in full, without the written approval of UL Verification Services Inc.

HIGH CHANNEL RESULTS

VERTICAL

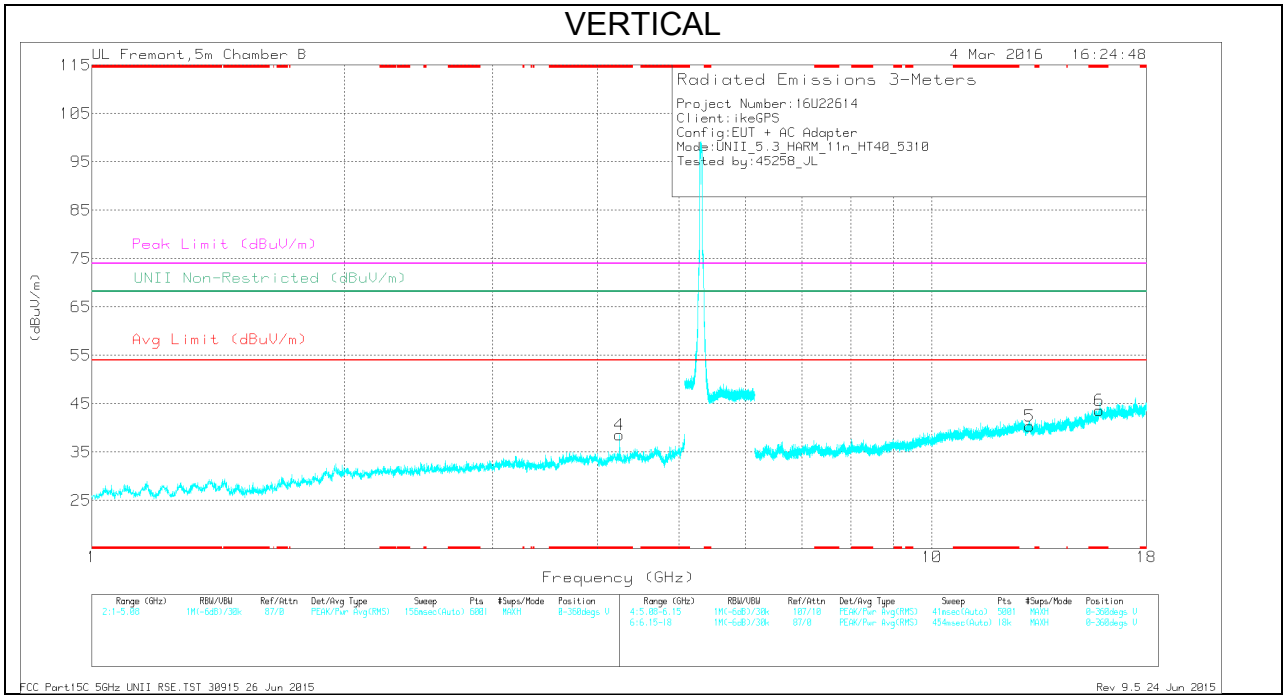

HORIZONTAL

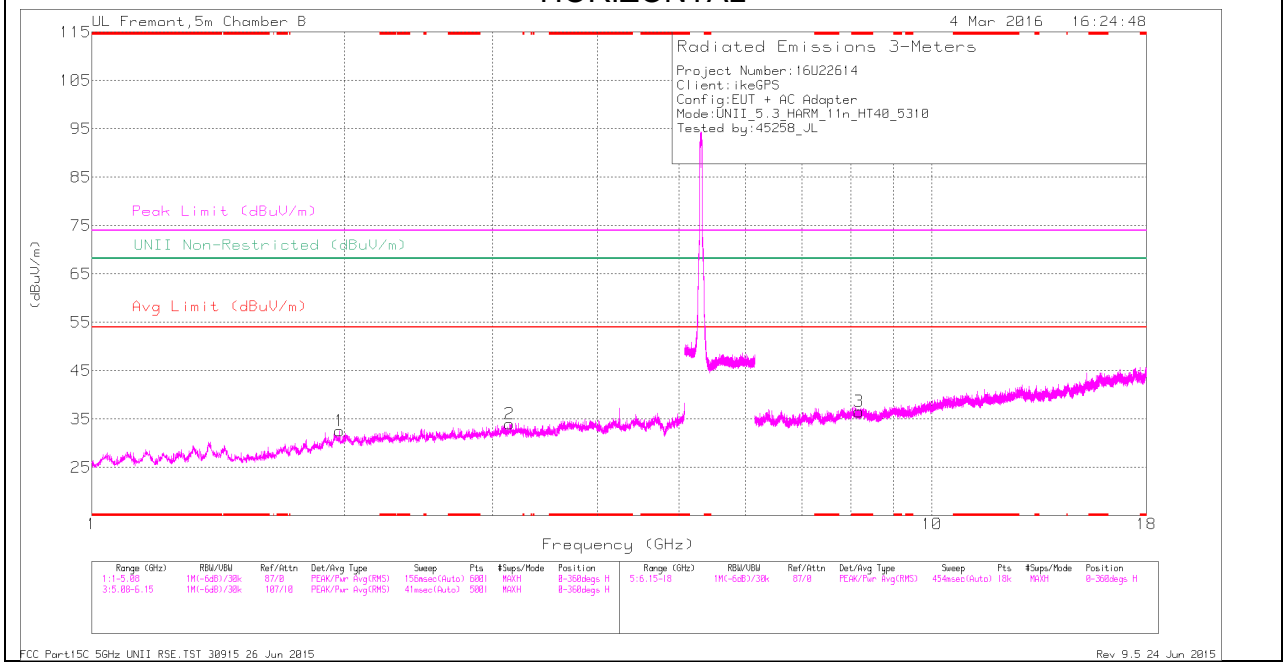

This report shall not be reproduced except in full, without the written approval of UL Verification Services Inc.

HIGH CHANNEL DATA

TRACE MARKERS

Marker	Frequency (GHz)	Meter Reading (dBuV)	Det	AF T344 (dB/m)	Amp/Cbl/ Fltr/Pad (dB)	DC Corr (dB)	Corrected Reading (dBuV/m)	Avg Limit (dBuV/m)	Margin (dB)	Peak Limit (dBuV/m)	PK Margin (dB)	UNII Non-Restricted (dBuV/m)	PK Margin (dB)	Azimuth (Degs)	Height (cm)	Polarity
4	* 4.248	37.43	Pk	33.7	-32.6	0	38.53	-	-	74	-35.47	-	-	0-360	101	V
3	* 8.189	29.85	Pk	35.8	-29.1	0	36.55	-	-	74	-37.45	-	-	0-360	101	H
6	* 15.816	24.66	Pk	40.8	-21.8	0	43.66	-	-	74	-30.34	-	-	0-360	200	V
1	1.973	34.82	Pk	31.4	-33.6	0	32.62	-	-	-	-	68.2	-35.58	0-360	199	H
2	3.145	34.09	Pk	33.2	-33.3	0	33.99	-	-	-	-	68.2	-34.21	0-360	199	H
5	13.066	25.76	Pk	39.1	-24.5	0	40.36	-	-	-	-	68.2	-27.84	0-360	200	V

PK - Peak detector

RADIATED EMISSIONS

Frequency (GHz)	Meter Reading (dBuV)	Det	AF T344 (dB/m)	Amp/Cbl/Fl tr/Pad (dB)	DC Corr (dB)	Corrected Reading (dBuV/m)	Avg Limit (dBuV/m)	Margin (dB)	Peak Limit (dBuV/m)	PK Margin (dB)	UNII Non-Restricted (dBuV/m)	PK Margin (dB)	Azimuth (Degs)	Height (cm)	Polarity
* 4.248	40.77	PK-U	33.7	-32.6	0	41.87	-	-	74	-32.13	-	-	125	113	V
* 4.248	32.23	ADR	33.7	-32.6	0	33.33	54	-20.67	-	-	-	-	125	113	V
* 8.191	38.27	PK-U	35.8	-29.1	0	44.97	-	-	74	-29.03	-	-	130	104	H
* 8.189	27.11	ADR	35.8	-29.1	0	33.81	54	-20.19	-	-	-	-	130	104	H
* 15.817	32.35	PK-U	40.8	-21.7	0	51.45	-	-	74	-22.55	-	-	80	208	V
* 15.816	21.58	ADR	40.8	-21.7	0	40.68	54	-13.32	-	-	-	-	80	208	V
1.972	40.82	PK-U	31.4	-33.6	0	38.62	-	-	-	-	68.2	-29.58	341	132	H
3.145	41.43	PK-U	33.2	-33.3	0	41.33	-	-	-	-	68.2	-26.87	303	155	H
13.067	34.35	PK-U	39.1	-24.5	0	48.95	-	-	-	-	68.2	-19.25	252	169	V

* - indicates frequency in CFR15.205/IC8.10 Restricted Band

PK-U - U-NII: Maximum Peak

ADR - U-NII AD primary method, RMS average

UL VERIFICATION SERVICES INC. FORM NO: CCSUP4701J
47173 BENICIA STREET, FREMONT, CA 94538, USA TEL: (510) 771-1000 FAX: (510) 661-0888
This report shall not be reproduced except in full, without the written approval of UL Verification Services Inc.

10.1.7. TX ABOVE 1 GHz 802.11a MODE IN THE 5.6 GHz BAND

RESTRICTED BANDEDGE (LOW CHANNEL)

HORIZONTAL RESULTS

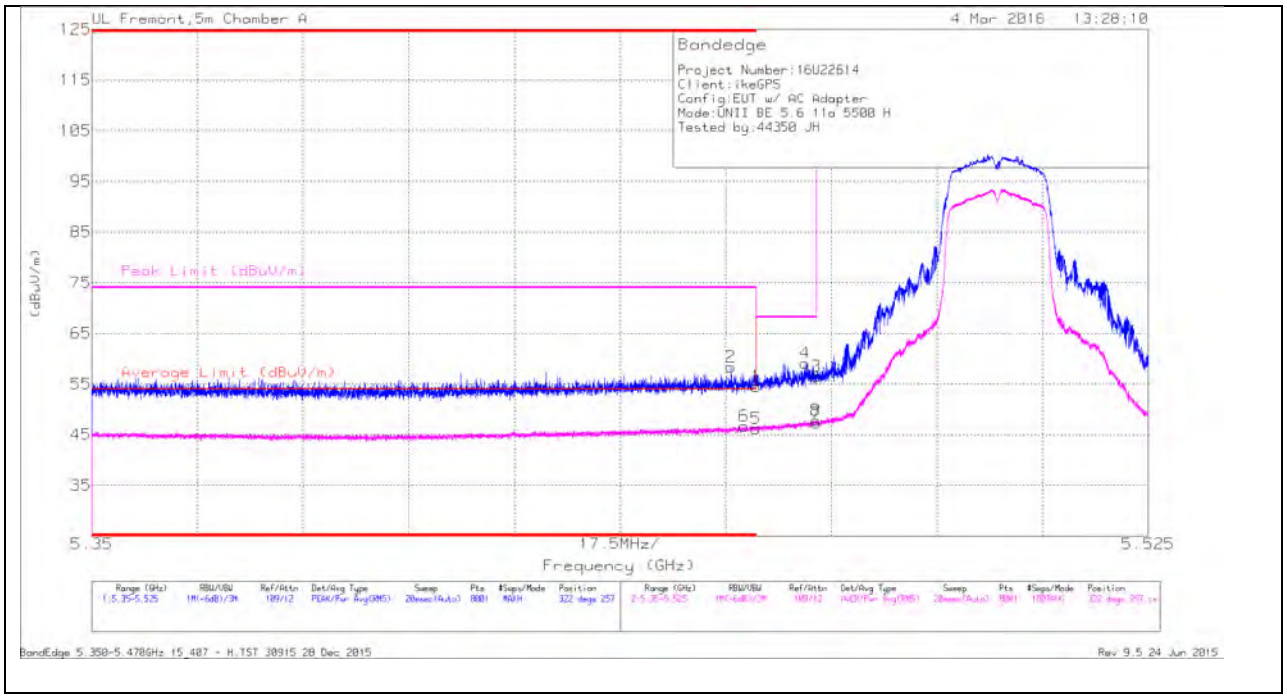

Trace Markers

Marker	Frequency (GHz)	Meter Reading (dBuV)	Det	AF T346 (db/m)	Amp/Cbl/Flt r/Pad (dB)	DC Corr (dB)	Corrected Reading (dBuV/m)	Average Limit (dBuV/m)	Margin (dB)	Peak Limit (dBuV/m)	PK Margin (dB)	Azimuth (Degs)	Height (cm)	Polarity
1	* 5.46	40.17	Pk	34.8	-20.4	0	54.57	-	-	74	-19.43	322	257	H
2	* 5.456	43.99	Pk	34.8	-20.4	0	58.39	-	-	74	-15.61	322	257	H
5	* 5.46	31.75	RMS	34.8	-20.4	0	46.15	54	-7.85	-	-	322	257	H
6	* 5.458	32.27	RMS	34.8	-20.4	0	46.67	54	-7.33	-	-	322	257	H
4	5.468	44.53	Pk	34.8	-20.2	0	59.13	-	-	68.2	-9.07	322	257	H
3	5.47	41.94	Pk	34.8	-20.2	0	56.54	-	-	68.2	-11.66	322	257	H
7	5.47	32.72	RMS	34.8	-20.2	0	47.32	-	-	-	-	322	257	H
8	5.47	33.25	RMS	34.8	-20.2	0	47.85	-	-	-	-	322	257	H

* - indicates frequency in CFR15.205/IC8.10 Restricted Band

Pk - Peak detector

RMS - RMS detection

This report shall not be reproduced except in full, without the written approval of UL Verification Services Inc.

VERTICAL RESULTS

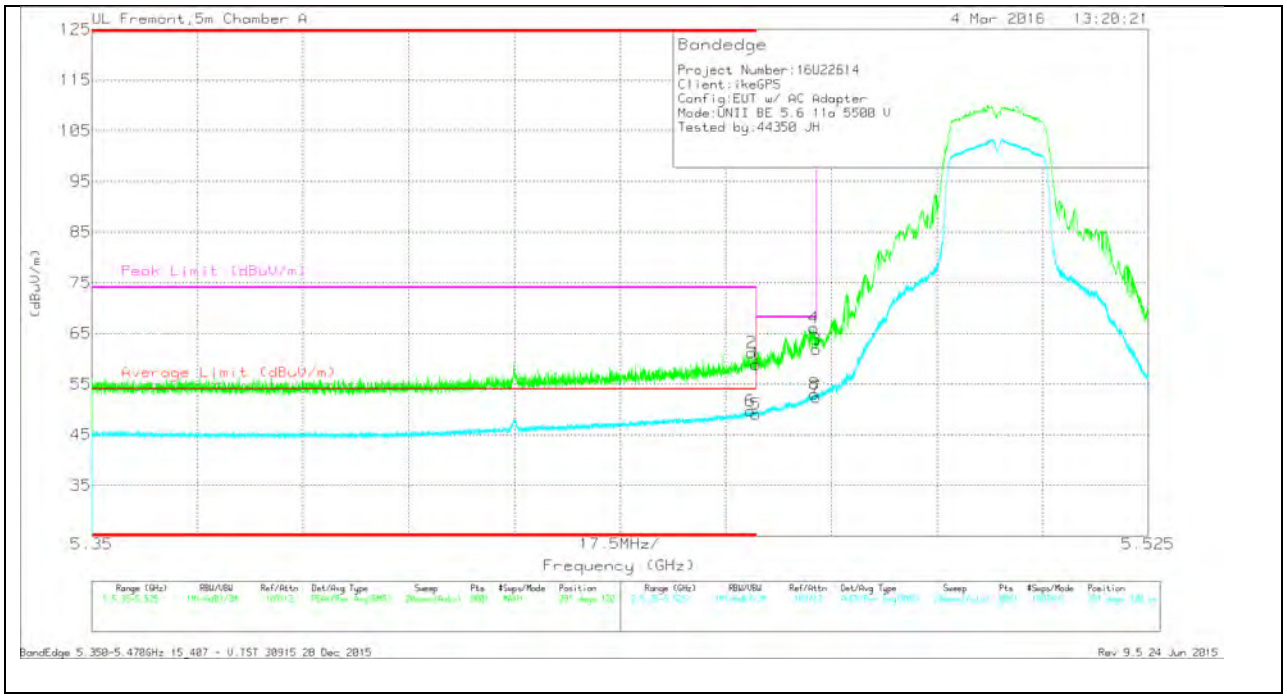

Trace Markers

Marker	Frequency (GHz)	Meter Reading (dBuV)	Det	AF T346 (db/m)	Amp/Cbl/Flt r/Pad (dB)	DC Corr (dB)	Corrected Reading (dBuV/m)	Average Limit (dBuV/m)	Margin (dB)	Peak Limit (dBuV/m)	PK Margin (dB)	Azimuth (Degs)	Height (cm)	Polarity
1	* 5.46	44.52	Pk	34.8	-20.4	0	58.92	-	-	74	-15.08	281	120	V
2	* 5.459	46.83	Pk	34.8	-20.4	0	61.23	-	-	74	-12.77	281	120	V
5	* 5.46	34.7	RMS	34.8	-20.4	0	49.1	54	-4.9	-	-	281	120	V
6	* 5.459	35.26	RMS	34.8	-20.4	0	49.66	54	-4.34	-	-	281	120	V
3	5.47	47.27	Pk	34.8	-20.2	0	61.87	-	-	68.2	-6.33	281	120	V
4	5.47	51.47	Pk	34.8	-20.2	0	66.07	-	-	68.2	-2.13	281	120	V
7	5.47	37.76	RMS	34.8	-20.2	0	52.36	-	-	-	-	281	120	V
8	5.47	38.46	RMS	34.8	-20.2	0	53.06	-	-	-	-	281	120	V

* - indicates frequency in CFR15.205/IC8.10 Restricted Band

Pk - Peak detector

RMS - RMS detection

This report shall not be reproduced except in full, without the written approval of UL Verification Services Inc.

AUTHORIZED BANDEDGE (HIGH CHANNEL)

HORIZONTAL RESULTS

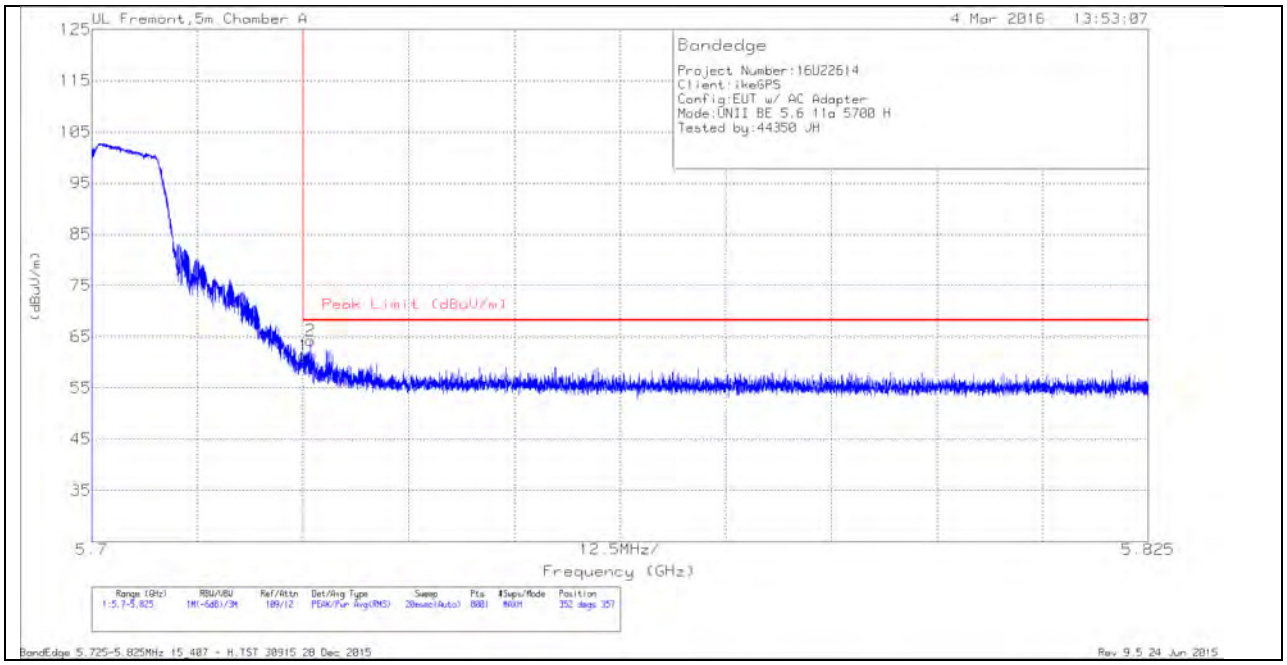

Trace Markers

Marker	Frequency (GHz)	Meter Reading (dBuV)	Det	AF T346 (db/m)	Amp/Cbl/Flt r/Pad (dB)	Corrected Reading (dBuV/m)	Peak Limit (dBuV/m)	PK Margin (dB)	Azimuth (Degs)	Height (cm)	Polarity
1	5.725	46.5	Pk	34.9	-20.1	61.3	68.2	-6.9	352	357	H
2	5.726	49.47	Pk	34.9	-20.1	64.27	68.2	-3.93	352	357	H

Pk - Peak detector

This report shall not be reproduced except in full, without the written approval of UL Verification Services Inc.

VERTICAL RESULTS

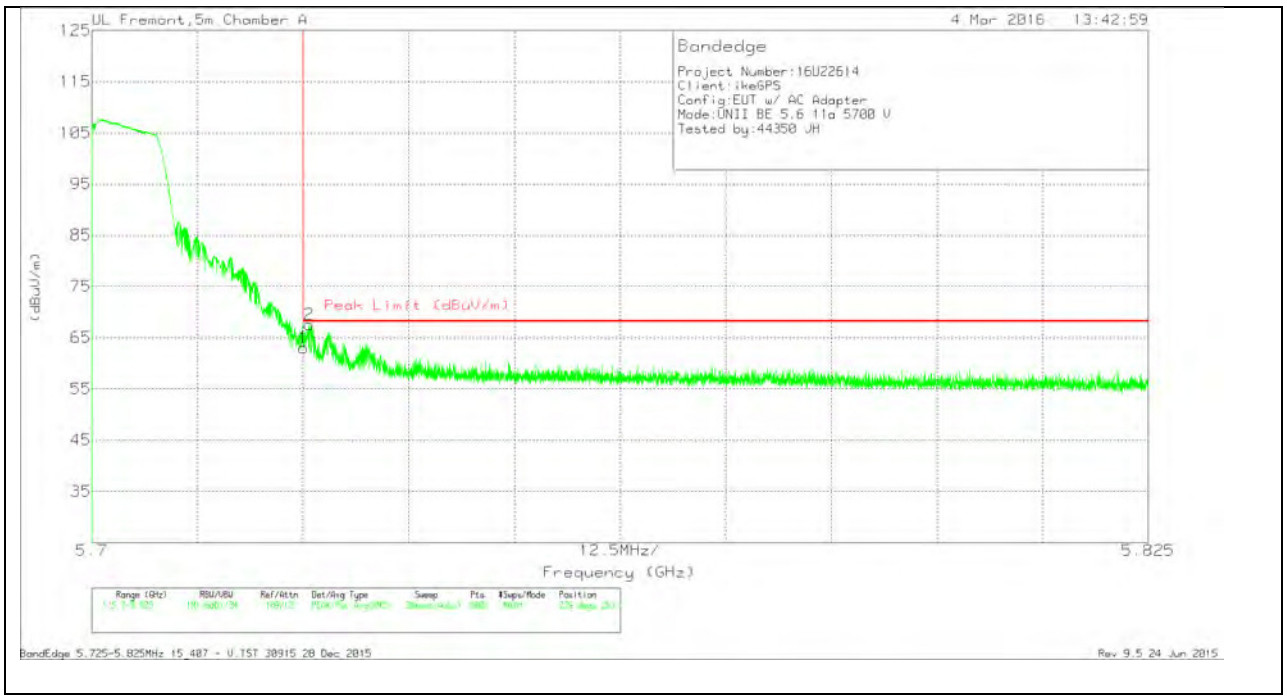

Trace Markers

Marker	Frequency (GHz)	Meter Reading (dBuV)	Det	AF T346 (db/m)	Amp/Cbl/Flt r/Pad (dB)	Corrected Reading (dBuV/m)	Peak Limit (dBuV/m)	PK Margin (dB)	Azimuth (Degs)	Height (cm)	Polarity
1	5.725	48.2	Pk	34.9	-20.1	63	68.2	-5.2	229	263	V
2	5.726	52.72	Pk	34.9	-20.1	67.52	68.2	-.68	229	263	V

Pk - Peak detector

This report shall not be reproduced except in full, without the written approval of UL Verification Services Inc.

HARMONICS AND SPURIOUS EMISSIONS

LOW CHANNEL RESULTS

VERTICAL

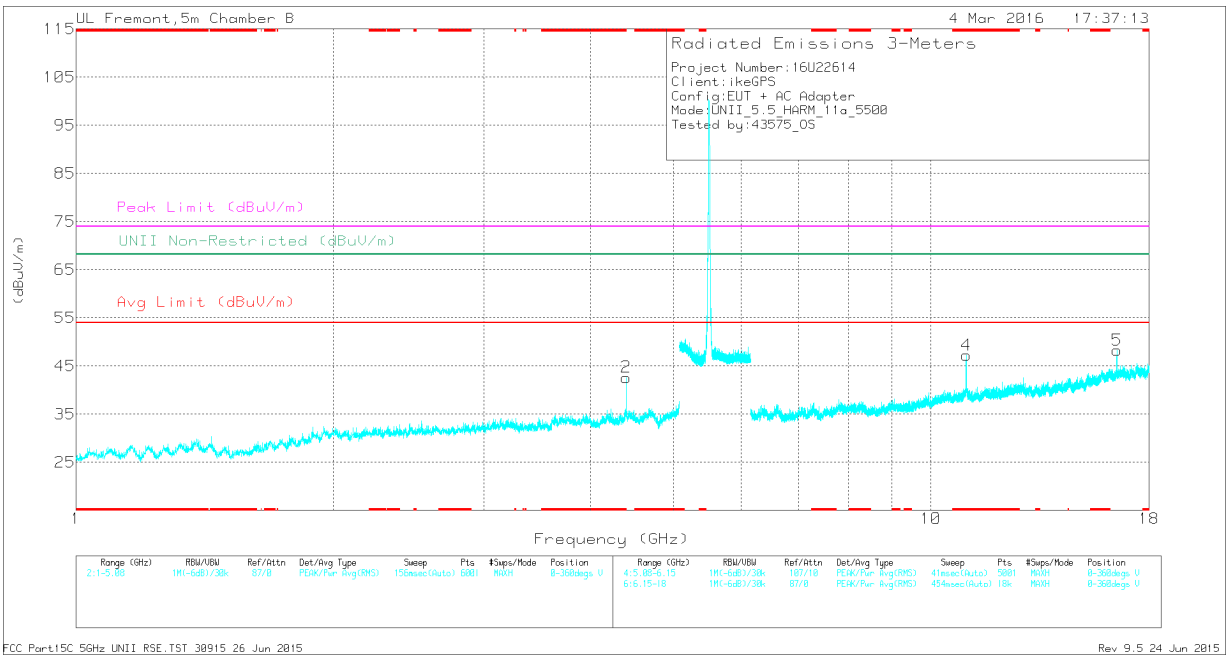

HORIZONTAL

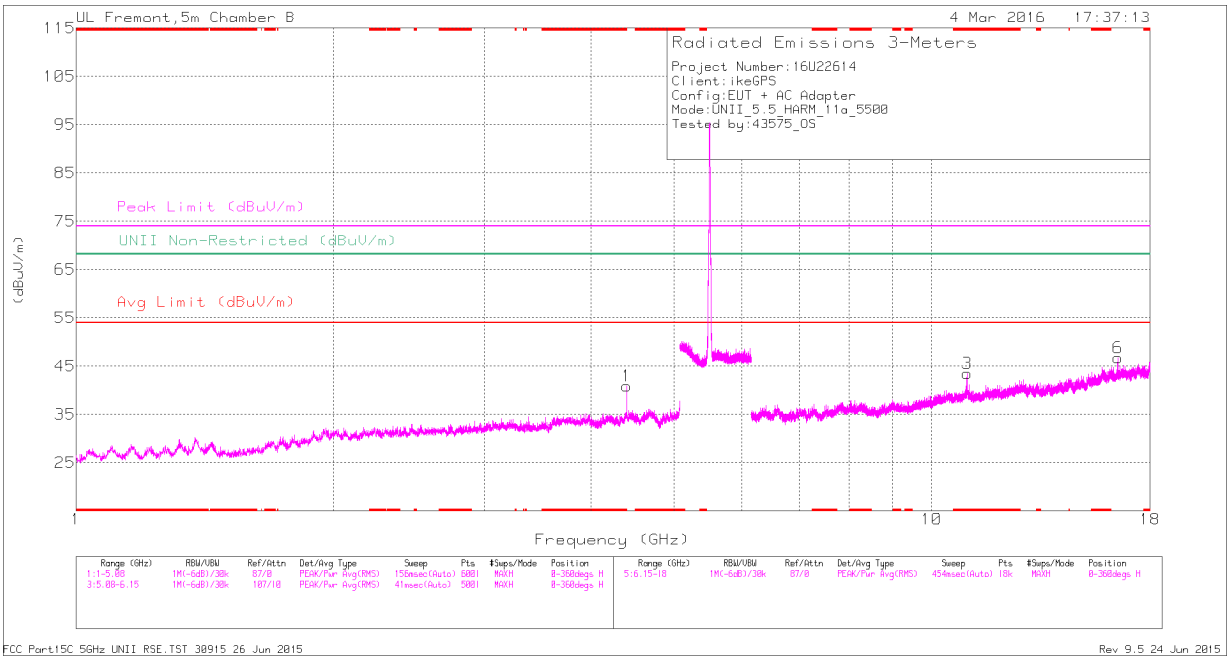

This report shall not be reproduced except in full, without the written approval of UL Verification Services Inc.

LOW CHANNEL DATA

TRACE MARKERS

Marker	Frequency (GHz)	Meter Reading (dBuV)	Det	AF T344 (dB/m)	Amp/Cbl/ Fltr/Pad (dB)	DC Corr (dB)	Corrected Reading (dBuV/m)	Avg Limit (dBuV/m)	Margin (dB)	Peak Limit (dBuV/m)	PK Margin (dB)	UNII Non-Restricted (dBuV/m)	PK Margin (dB)	Azimuth (Degs)	Height (cm)	Polarity
1	* 4.4	38.34	Pk	34	-31.5	0	40.84	-	-	74	-33.16	-	-	0-360	101	H
2	* 4.4	40.15	Pk	34	-31.5	0	42.65	-	-	74	-31.35	-	-	0-360	101	V
3	* 10.998	30.21	Pk	37.9	-24.6	0	43.51	-	-	74	-30.49	-	-	0-360	101	H
4	* 11.001	33.9	Pk	37.9	-24.6	0	47.2	-	-	74	-26.8	-	-	0-360	199	V
5	16.504	28.87	Pk	41.6	-22.2	0	48.27	-	-	-	-	68.2	-19.93	0-360	199	V
6	16.505	27.28	Pk	41.6	-22.2	0	46.68	-	-	-	-	68.2	-21.52	0-360	199	H

PK - Peak detector

RADIATED EMISSIONS

Frequency (GHz)	Meter Reading (dBuV)	Det	AF T344 (dB/m)	Amp/Cbl/Fl tr/Pad (dB)	DC Corr (dB)	Corrected Reading (dBuV/m)	Avg Limit (dBuV/m)	Margin (dB)	Peak Limit (dBuV/m)	PK Margin (dB)	UNII Non-Restricted (dBuV/m)	PK Margin (dB)	Azimuth (Degs)	Height (cm)	Polarity
* 4.4	42.73	PK-U	34	-31.5	0	45.23	-	-	74	-28.77	-	-	280	102	H
* 4.4	33.94	ADR	34	-31.5	0	36.44	54	-17.56	-	-	-	-	280	102	H
* 4.4	45.76	PK-U	34	-31.5	0	48.26	-	-	74	-25.74	-	-	207	188	V
* 4.4	38.38	ADR	34	-31.5	0	40.88	54	-13.12	-	-	-	-	207	188	V
* 10.998	37.46	PK-U	37.9	-24.6	0	50.76	-	-	74	-23.24	-	-	254	399	H
* 10.998	25.88	ADR	37.9	-24.6	0	39.18	54	-14.82	-	-	-	-	254	399	H
* 11.002	42.11	PK-U	37.9	-24.6	0	55.41	-	-	74	-18.59	-	-	314	194	V
* 11.002	31.13	ADR	37.9	-24.6	0	44.43	54	-9.57	-	-	-	-	314	194	V
16.502	35.39	PK-U	41.6	-22.1	0	54.89	-	-	-	-	68.2	-13.31	312	189	V
16.503	33.8	PK-U	41.6	-22.1	0	53.3	-	-	-	-	68.2	-14.9	291	275	H

* - indicates frequency in CFR15.205/IC8.10 Restricted Band

PK-U - U-NII: Maximum Peak

ADR - U-NII AD primary method, RMS average

UL VERIFICATION SERVICES INC. FORM NO: CCSUP4701J
47173 BENICIA STREET, FREMONT, CA 94538, USA TEL: (510) 771-1000 FAX: (510) 661-0888
This report shall not be reproduced except in full, without the written approval of UL Verification Services Inc.

MID CHANNEL RESULTS

VERTICAL

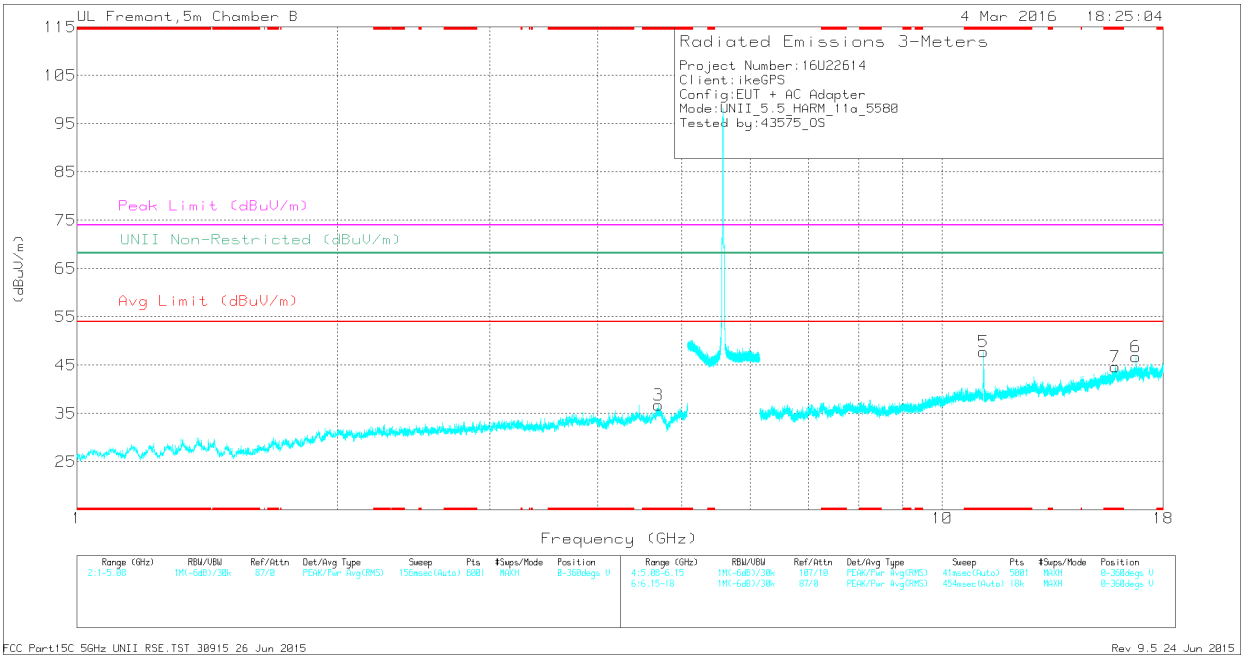

HORIZONTAL

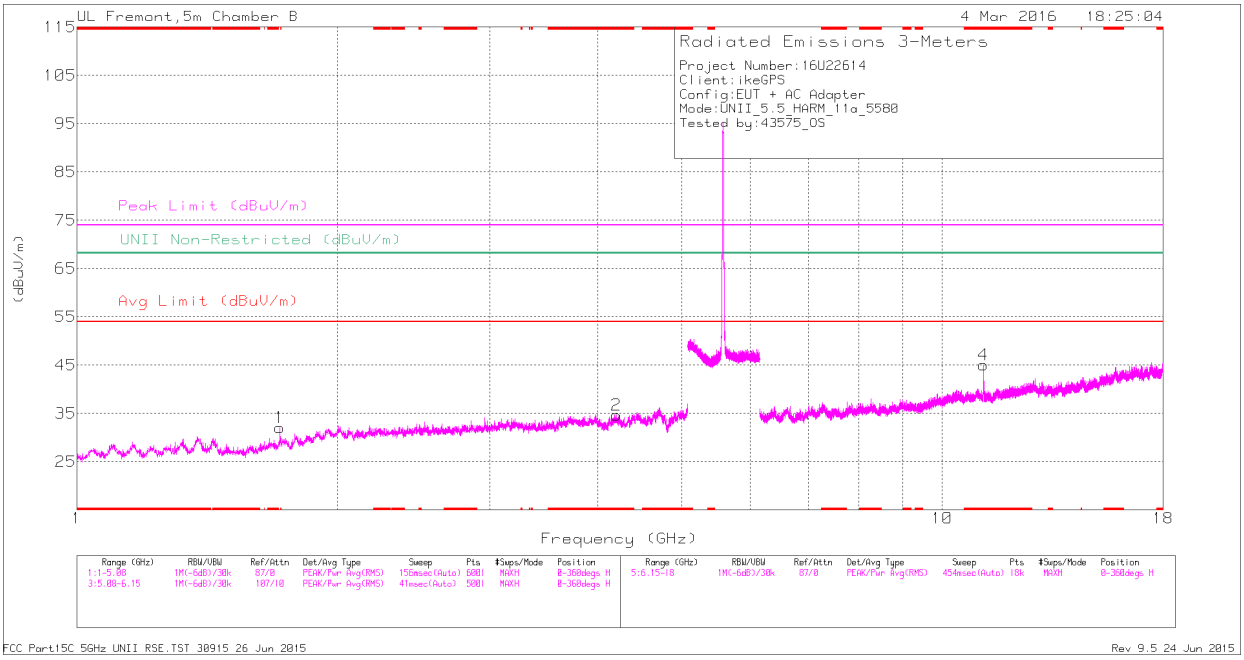

This report shall not be reproduced except in full, without the written approval of UL Verification Services Inc.

MID CHANNEL DATA

TRACE MARKERS

Marker	Frequency (GHz)	Meter Reading (dBuV)	Det	AF T344 (dB/m)	Amp/Cbl/ Fltr/Pad (dB)	DC Corr (dB)	Corrected Reading (dBuV/m)	Avg Limit (dBuV/m)	Margin (dB)	Peak Limit (dBuV/m)	PK Margin (dB)	UNII Non-Restricted (dBuV/m)	PK Margin (dB)	Azimuth (Degs)	Height (cm)	Polarity
2	* 4.203	32.72	Pk	33.7	-31.7	0	34.72	-	-	74	-39.28	-	-	0-360	199	H
3	* 4.696	33.99	Pk	34.2	-31.4	0	36.79	-	-	74	-37.21	-	-	0-360	199	V
4	* 11.161	32.73	Pk	37.9	-25.6	0	45.03	-	-	74	-28.97	-	-	0-360	199	H
5	* 11.16	35.49	Pk	37.9	-25.6	0	47.79	-	-	74	-26.21	-	-	0-360	101	V
7	* 15.843	24.67	Pk	40.9	-20.9	0	44.67	-	-	74	-29.33	-	-	0-360	101	V
1	1.716	37.41	Pk	29.2	-34.5	0	32.11	-	-	-	-	68.2	-36.09	0-360	101	H
6	16.737	26.72	Pk	41.9	-21.9	0	46.72	-	-	-	-	68.2	-21.48	0-360	101	V

PK - Peak detector

RADIATED EMISSIONS

Frequency (GHz)	Meter Reading (dBuV)	Det	AF T344 (dB/m)	Amp/Cbl/Fl tr/Pad (dB)	DC Corr (dB)	Corrected Reading (dBuV/m)	Avg Limit (dBuV/m)	Margin (dB)	Peak Limit (dBuV/m)	PK Margin (dB)	UNII Non-Restricted (dBuV/m)	PK Margin (dB)	Azimuth (Degs)	Height (cm)	Polarity
* 4.203	40.35	PK-U	33.7	-31.7	0	42.35	-	-	74	-31.65	-	-	358	155	H
* 4.205	28.3	ADR	33.7	-31.7	0	30.3	54	-23.7	-	-	-	-	358	155	H
* 4.697	39.06	PK-U	34.2	-31.4	0	41.86	-	-	74	-32.14	-	-	349	165	V
* 4.696	27.24	ADR	34.2	-31.3	0	30.14	54	-23.86	-	-	-	-	349	165	V
* 11.161	43	PK-U	37.9	-25.6	0	55.3	-	-	74	-18.7	-	-	73	233	H
* 11.162	31.56	ADR	37.9	-25.6	0	43.86	54	-10.14	-	-	-	-	73	233	H
* 11.161	45.55	PK-U	37.9	-25.6	0	57.85	-	-	74	-16.15	-	-	223	102	V
* 11.16	34.44	ADR	37.9	-25.6	0	46.74	54	-7.26	-	-	-	-	223	102	V
* 15.841	31.79	PK-U	40.8	-20.9	0	51.69	-	-	74	-22.31	-	-	97	237	V
* 15.843	20.27	ADR	40.9	-20.9	0	40.27	54	-13.73	-	-	-	-	97	237	V
1.717	43.11	PK-U	29.2	-34.5	0	37.81	-	-	-	-	68.2	-30.39	188	382	H

* - indicates frequency in CFR15.205/IC8.10 Restricted Band

PK-U - U-NII: Maximum Peak

ADR - U-NII AD primary method, RMS average

UL VERIFICATION SERVICES INC. FORM NO: CCSUP4701J
47173 BENICIA STREET, FREMONT, CA 94538, USA TEL: (510) 771-1000 FAX: (510) 661-0888
This report shall not be reproduced except in full, without the written approval of UL Verification Services Inc.

HIGH CHANNEL RESULTS

VERTICAL

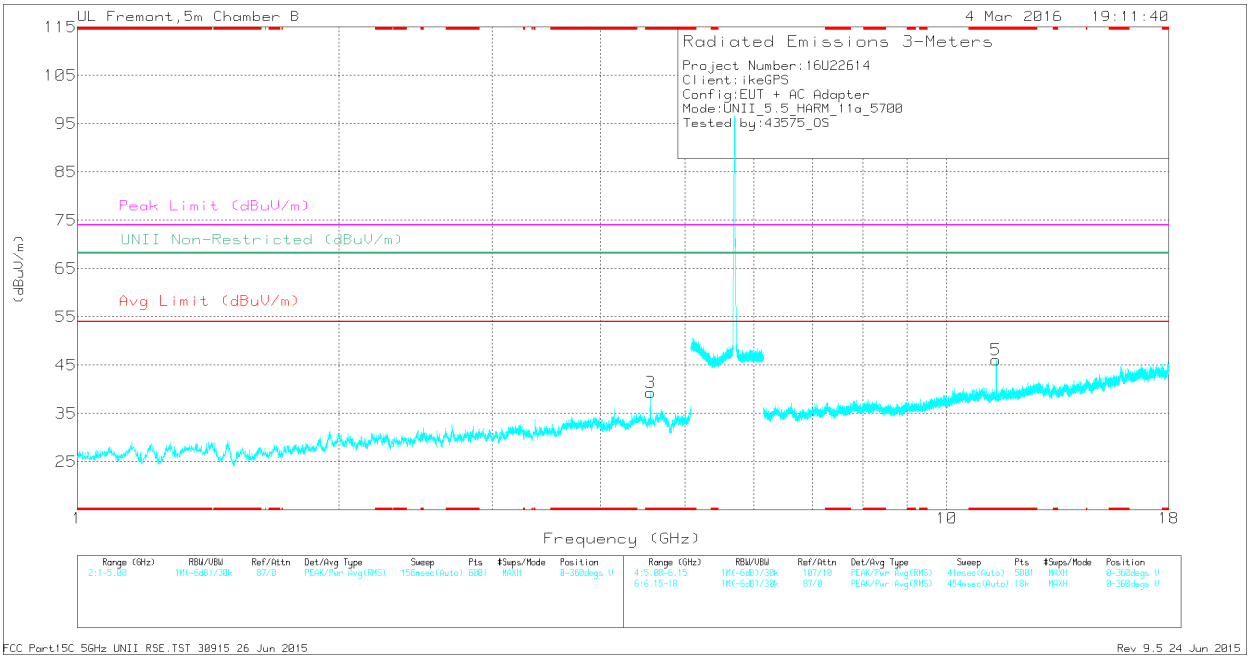

HORIZONTAL

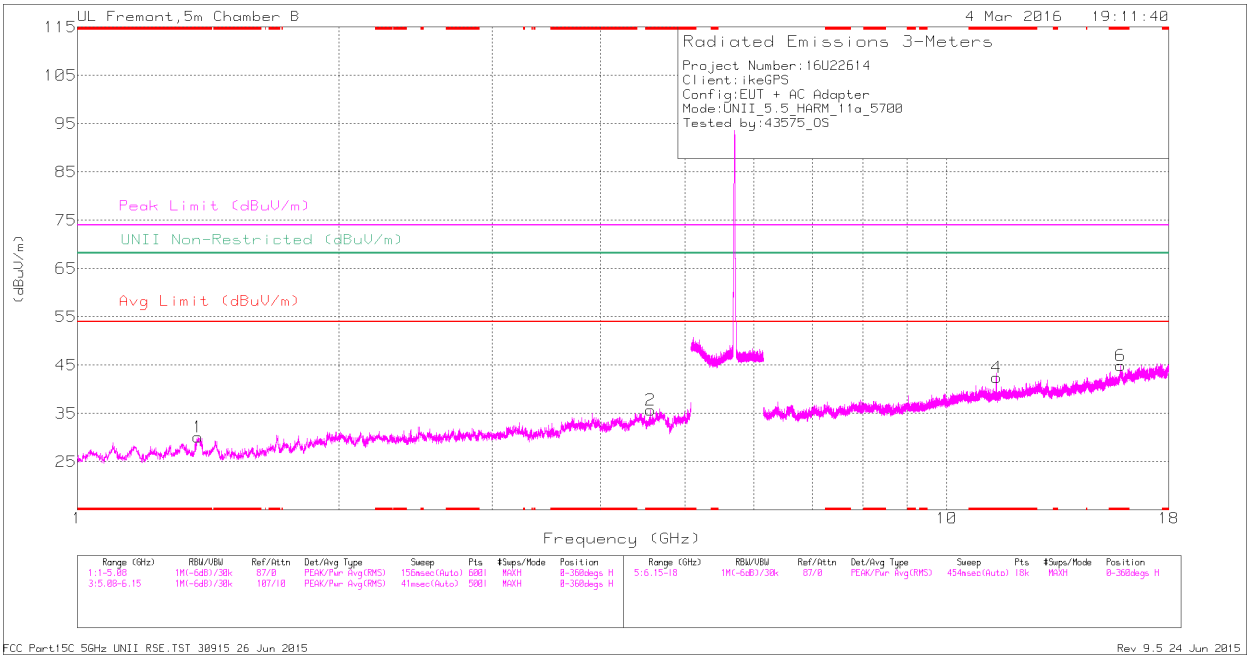

This report shall not be reproduced except in full, without the written approval of UL Verification Services Inc.

HIGH CHANNEL DATA

TRACE MARKERS

Marker	Frequency (GHz)	Meter Reading (dBuV)	Det	AF T344 (dB/m)	Amp/Cbl/ Fltr/Pad (dB)	DC Corr (dB)	Corrected Reading (dBuV/m)	Avg Limit (dBuV/m)	Margin (dB)	Peak Limit (dBuV/m)	PK Margin (dB)	UNII Non-Restricted (dBuV/m)	PK Margin (dB)	Azimuth (Degs)	Height (cm)	Polarity
1	* 1.377	35.8	Pk	29.2	-34.9	0	30.1	-	-	74	-43.9	-	-	0-360	199	H
2	* 4.56	34.13	Pk	34.1	-32.5	0	35.73	-	-	74	-38.27	-	-	0-360	101	H
3	* 4.56	37.69	Pk	34.1	-32.5	0	39.29	-	-	74	-34.71	-	-	0-360	101	V
4	* 11.402	29.96	Pk	38	-25.5	0	42.46	-	-	74	-31.54	-	-	0-360	101	H
6	* 15.855	24.68	Pk	40.9	-20.6	0	44.98	-	-	74	-29.02	-	-	0-360	101	H
5	* 11.398	33.55	Pk	38	-25.5	0	46.05	-	-	74	-27.95	-	-	0-360	199	V

PK - Peak detector

RADIATED EMISSIONS

Frequency (GHz)	Meter Reading (dBuV)	Det	AF T344 (dB/m)	Amp/Cbl/Fl tr/Pad (dB)	DC Corr (dB)	Corrected Reading (dBuV/m)	Avg Limit (dBuV/m)	Margin (dB)	Peak Limit (dBuV/m)	PK Margin (dB)	UNII Non-Restricted (dBuV/m)	PK Margin (dB)	Azimuth (Degs)	Height (cm)	Polarity
* 1.379	44.69	PK-U	29.2	-34.8	0	39.09	-	-	74	-34.91	-	-	308	169	H
* 1.375	32.64	ADR	29.2	-34.9	0	26.94	54	-27.06	-	-	-	-	308	169	H
* 4.56	40.65	PK-U	34.1	-32.5	0	42.25	-	-	74	-31.75	-	-	299	148	H
* 4.56	30.12	ADR	34.1	-32.5	0	31.72	54	-22.28	-	-	-	-	299	148	H
* 4.56	41.85	PK-U	34.1	-32.5	0	43.45	-	-	74	-30.55	-	-	203	103	V
* 4.56	33.98	ADR	34.1	-32.5	0	35.58	54	-18.42	-	-	-	-	203	103	V
* 11.402	36.14	PK-U	38	-25.5	0	48.64	-	-	74	-25.36	-	-	272	115	H
* 11.402	24.34	ADR	38	-25.5	0	36.84	54	-17.16	-	-	-	-	272	115	H
* 15.854	31.68	PK-U	40.9	-20.6	0	51.98	-	-	74	-22.02	-	-	356	106	H
* 15.855	20.34	ADR	40.9	-20.6	0	40.64	54	-13.36	-	-	-	-	356	106	H
* 11.399	40.21	PK-U	38	-25.5	0	52.71	-	-	74	-21.29	-	-	297	196	V
* 11.398	29.6	ADR	38	-25.5	0	42.1	54	-11.9	-	-	-	-	297	196	V

* - indicates frequency in CFR15.205/IC8.10 Restricted Band

PK-U - U-NII: Maximum Peak

ADR - U-NII AD primary method, RMS average

UL VERIFICATION SERVICES INC. FORM NO: CCSUP4701J
47173 BENICIA STREET, FREMONT, CA 94538, USA TEL: (510) 771-1000 FAX: (510) 661-0888
This report shall not be reproduced except in full, without the written approval of UL Verification Services Inc.

10.1.8. TX ABOVE 1 GHz 802.11n HT20 MODE IN THE 5.6 GHz BAND

RESTRICTED BANDEDGE (LOW CHANNEL)

HORIZONTAL RESULTS

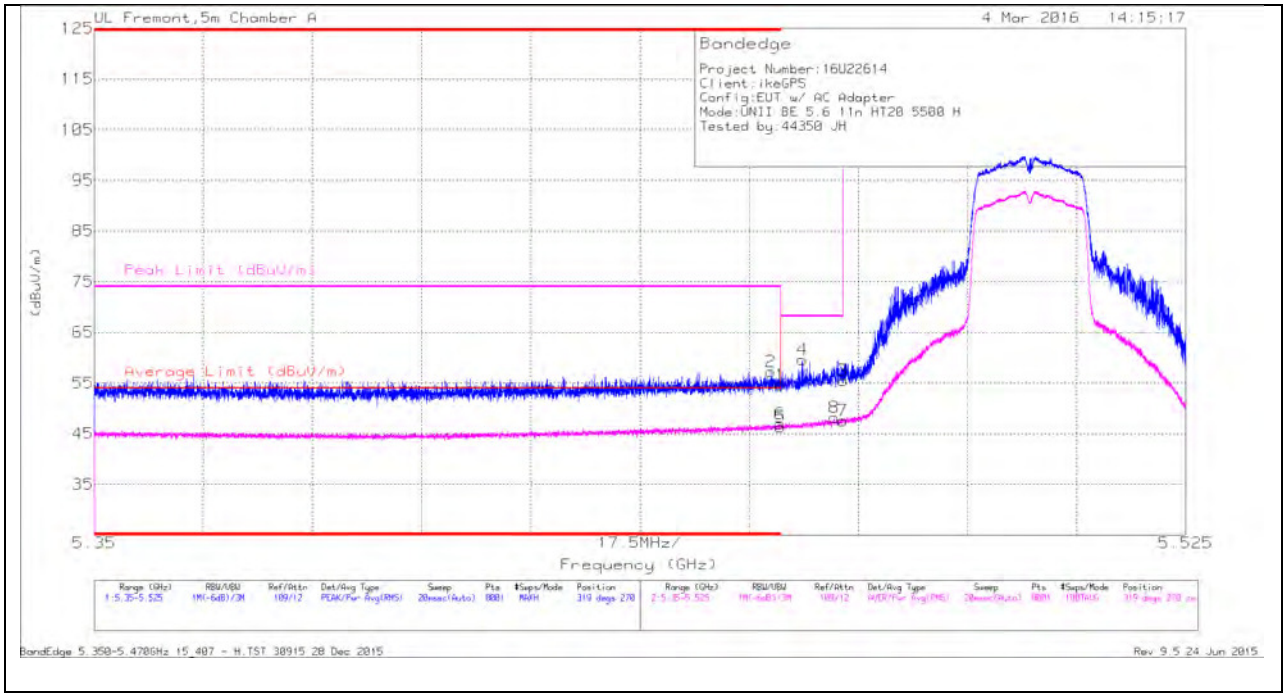

Trace Markers

Marker	Frequency (GHz)	Meter Reading (dBuV)	Det	AF T346 (db/m)	Amp/Cbl/Flt r/Pad (dB)	DC Corr (dB)	Corrected Reading (dBuV/m)	Average Limit (dBuV/m)	Margin (dB)	Peak Limit (dBuV/m)	PK Margin (dB)	Azimuth (Degs)	Height (cm)	Polarity
1	* 5.46	40.25	Pk	34.8	-20.4	0	54.65	-	-	74	-19.35	319	270	H
2	* 5.459	42.85	Pk	34.8	-20.4	0	57.25	-	-	74	-16.75	319	270	H
5	* 5.46	31.96	RMS	34.8	-20.4	0	46.36	54	-7.64	-	-	319	270	H
6	* 5.46	32.54	RMS	34.8	-20.4	0	46.94	54	-7.06	-	-	319	270	H
4	5.464	45.14	Pk	34.8	-20.3	0	59.64	-	-	68.2	-8.56	319	270	H
8	5.469	33.54	RMS	34.8	-20.2	0	48.14	-	-	-	-	319	270	H
3	5.47	40.9	Pk	34.8	-20.2	0	55.5	-	-	68.2	-12.7	319	270	H
7	5.47	32.98	RMS	34.8	-20.2	0	47.58	-	-	-	-	319	270	H

* - indicates frequency in CFR15.205/IC8.10 Restricted Band

Pk - Peak detector

RMS - RMS detection

This report shall not be reproduced except in full, without the written approval of UL Verification Services Inc.

VERTICAL RESULTS

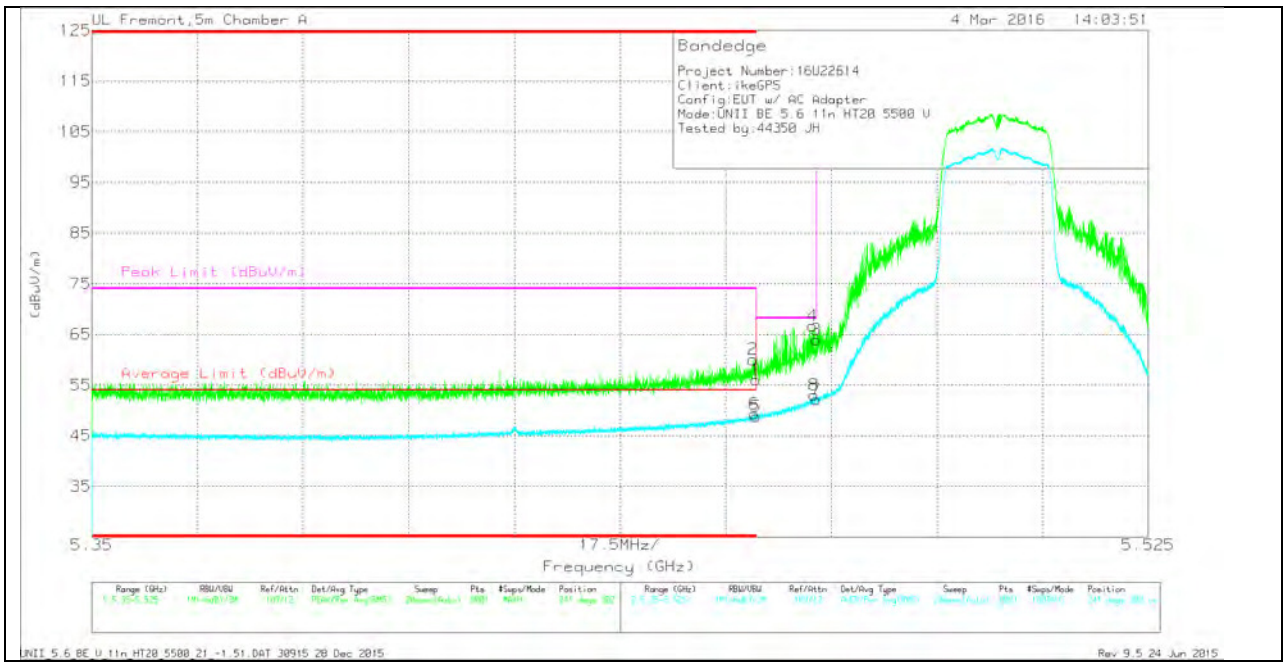

Trace Markers

Marker	Frequency (GHz)	Meter Reading (dBuV)	Det	AF T346 (db/m)	Amp/Cbl/Flt r/Pad (dB)	DC Corr (dB)	Corrected Reading (dBuV/m)	Average Limit (dBuV/m)	Margin (dB)	Peak Limit (dBuV/m)	PK Margin (dB)	Azimuth (Degs)	Height (cm)	Polarity
1	* 5.46	41.55	Pk	34.8	-20.4	0	55.95	-	-	74	-18.05	241	302	V
2	* 5.46	45.64	Pk	34.8	-20.4	0	60.04	-	-	74	-13.96	241	302	V
5	* 5.46	34.45	RMS	34.8	-20.4	0	48.85	54	-5.15	-	-	241	302	V
6	* 5.46	34.88	RMS	34.8	-20.4	0	49.28	54	-4.72	-	-	241	302	V
4	5.469	52.09	Pk	34.8	-20.2	0	66.69	-	-	68.2	-1.51	241	302	V
3	5.47	49.33	Pk	34.8	-20.2	0	63.93	-	-	68.2	-4.27	241	302	V
7	5.47	37.55	RMS	34.8	-20.2	0	52.15	-	-	-	-	241	302	V
8	5.47	38.39	RMS	34.8	-20.2	0	52.99	-	-	-	-	241	302	V

* - indicates frequency in CFR15.205/IC8.10 Restricted Band

Pk - Peak detector

RMS - RMS detection

UL VERIFICATION SERVICES INC. FORM NO: CCSUP4701J
47173 BENICIA STREET, FREMONT, CA 94538, USA TEL: (510) 771-1000 FAX: (510) 661-0888
This report shall not be reproduced except in full, without the written approval of UL Verification Services Inc.

AUTHORIZED BANDEDGE (HIGH CHANNEL)

HORIZONTAL RESULTS

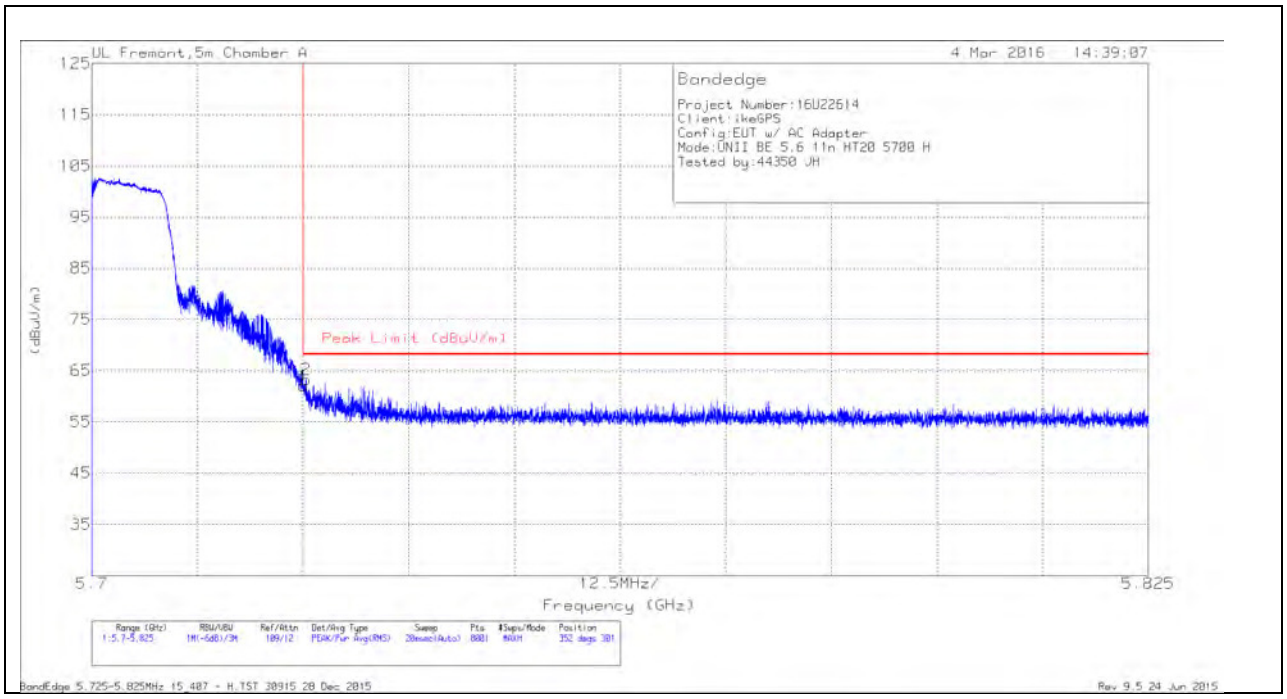

Trace Markers

Marker	Frequency (GHz)	Meter Reading (dBuV)	Det	AF T346 (db/m)	Amp/Cbl/Flt r/Pad (dB)	Corrected Reading (dBuV/m)	Peak Limit (dBuV/m)	PK Margin (dB)	Azimuth (Degs)	Height (cm)	Polarity
1	5.725	47.18	Pk	34.9	-20.1	61.98	68.2	-6.22	352	301	H
2	5.725	48.44	Pk	34.9	-20.1	63.24	68.2	-4.96	352	301	H

Pk - Peak detector

UL VERIFICATION SERVICES INC. FORM NO: CCSUP4701J
47173 BENICIA STREET, FREMONT, CA 94538, USA TEL: (510) 771-1000 FAX: (510) 661-0888
This report shall not be reproduced except in full, without the written approval of UL Verification Services Inc.

VERTICAL RESULTS

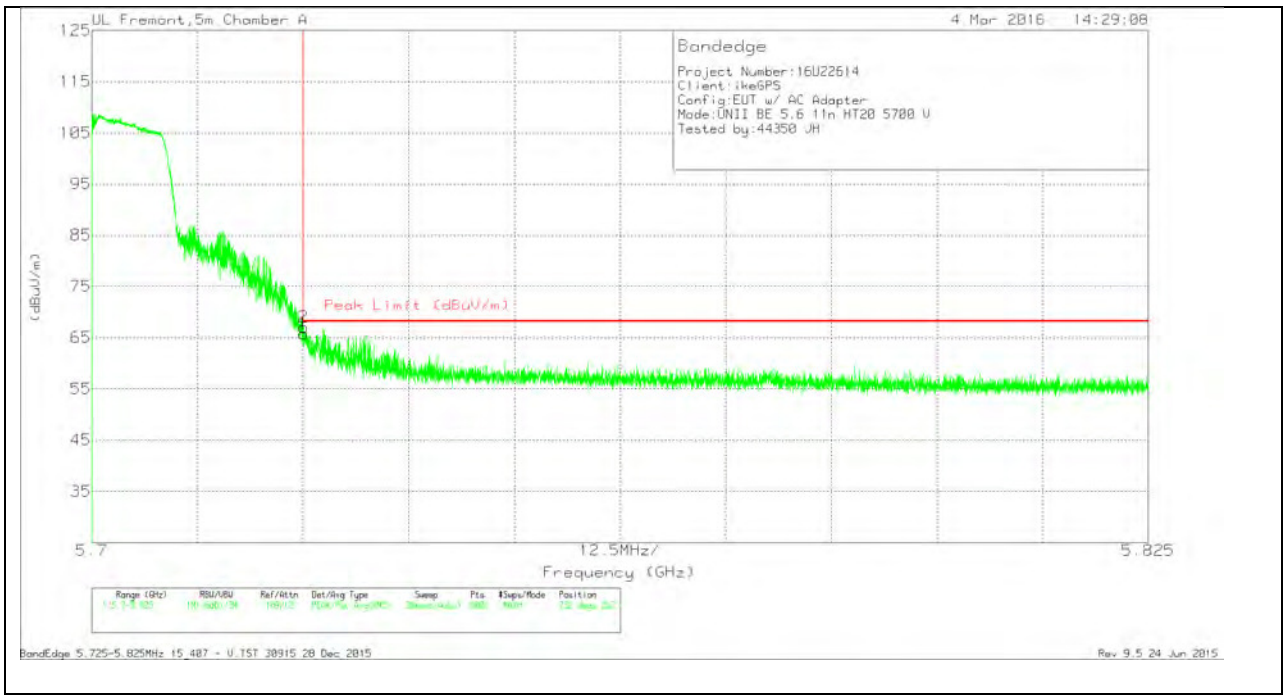

Trace Markers

Marker	Frequency (GHz)	Meter Reading (dBuV)	Det	AF T346 (db/m)	Amp/Cbl/Flt r/Pad (dB)	Corrected Reading (dBuV/m)	Peak Limit (dBuV/m)	PK Margin (dB)	Azimuth (Degs)	Height (cm)	Polarity
1	5.725	50.88	Pk	34.9	-20.1	65.68	68.2	-2.52	232	262	V
2	5.725	52.23	Pk	34.9	-20.1	67.03	68.2	-1.17	232	262	V

Pk - Peak detector

This report shall not be reproduced except in full, without the written approval of UL Verification Services Inc.

HARMONICS AND SPURIOUS EMISSIONS

LOW CHANNEL RESULTS

VERTICAL

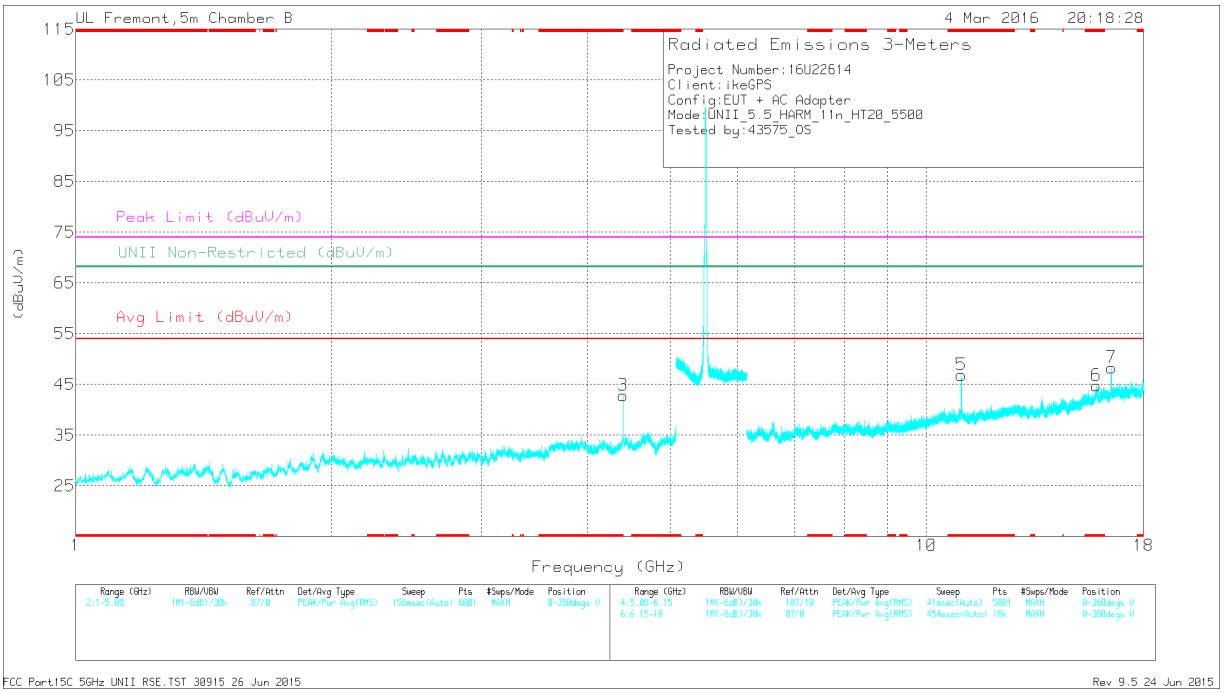

HORIZONTAL

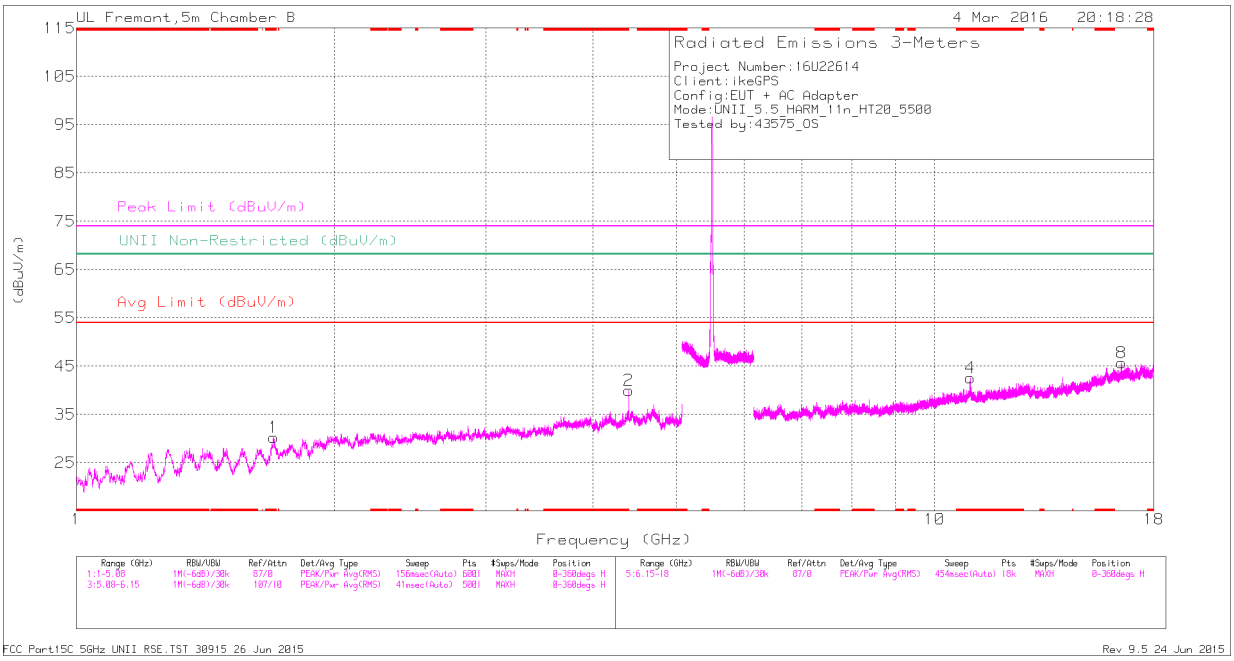

This report shall not be reproduced except in full, without the written approval of UL Verification Services Inc.

LOW CHANNEL DATA

TRACE MARKERS

Marker	Frequency (GHz)	Meter Reading (dBuV)	Det	AF T344 (dB/m)	Amp/Cbl/ Fltr/Pad (dB)	DC Corr (dB)	Corrected Reading (dBuV/m)	Avg Limit (dBuV/m)	Margin (dB)	Peak Limit (dBuV/m)	PK Margin (dB)	UNII Non-Restricted (dBuV/m)	PK Margin (dB)	Azimuth (Degs)	Height (cm)	Polarity
1	* 1.698	35.5	Pk	29	-34.3	0	30.2	-	-	74	-43.8	-	-	0-360	101	H
2	* 4.4	37.51	Pk	34	-31.5	0	40.01	-	-	74	-33.99	-	-	0-360	101	H
3	* 4.4	40.32	Pk	34	-31.5	0	42.82	-	-	74	-31.18	-	-	0-360	101	V
4	* 11	29.32	Pk	37.9	-24.6	0	42.62	-	-	74	-31.38	-	-	0-360	101	H
5	* 10.996	33.53	Pk	37.9	-24.6	0	46.83	-	-	74	-27.17	-	-	0-360	101	V
6	* 15.856	24.58	Pk	40.9	-20.7	0	44.78	-	-	74	-29.22	-	-	0-360	101	V
7	16.499	28.82	Pk	41.6	-22.1	0	48.32	-	-	-	-	68.2	-19.88	0-360	101	V
8	16.501	26.23	Pk	41.6	-22.1	0	45.73	-	-	-	-	68.2	-22.47	0-360	101	H

PK - Peak detector

RADIATED EMISSIONS

Frequency (GHz)	Meter Reading (dBuV)	Det	AF T344 (dB/m)	Amp/Cbl/Fl tr/Pad (dB)	DC Corr (dB)	Corrected Reading (dBuV/m)	Avg Limit (dBuV/m)	Margin (dB)	Peak Limit (dBuV/m)	PK Margin (dB)	UNII Non-Restricted (dBuV/m)	PK Margin (dB)	Azimuth (Degs)	Height (cm)	Polarity
* 1.696	42.75	PK-U	29	-34.3	0	37.45	-	-	74	-36.55	-	-	245	265	H
* 1.696	30.68	ADR	29	-34.3	0	25.38	54	-28.62	-	-	-	-	245	265	H
* 4.4	44.07	PK-U	34	-31.5	0	46.57	-	-	74	-27.43	-	-	297	107	H
* 4.4	35.11	ADR	34	-31.5	0	37.61	54	-16.39	-	-	-	-	297	107	H
* 4.4	42.07	PK-U	34	-31.5	0	44.57	-	-	74	-29.43	-	-	215	229	V
* 4.4	33.3	ADR	34	-31.5	0	35.8	54	-18.2	-	-	-	-	215	229	V
* 10.998	39.23	PK-U	37.9	-24.6	0	52.53	-	-	74	-21.47	-	-	254	101	H
* 11	26.58	ADR	37.9	-24.6	0	39.88	54	-14.12	-	-	-	-	254	101	H
* 10.998	42.61	PK-U	37.9	-24.6	0	55.91	-	-	74	-18.09	-	-	308	106	V
* 10.997	29.91	ADR	37.9	-24.6	0	43.21	54	-10.79	-	-	-	-	308	106	V
* 15.857	32.19	PK-U	40.9	-20.7	0	52.39	-	-	74	-21.61	-	-	20	101	V
* 15.856	20.38	ADR	40.9	-20.7	0	40.58	54	-13.42	-	-	-	-	20	101	V

* - indicates frequency in CFR15.205/IC8.10 Restricted Band

PK-U - U-NII: Maximum Peak

ADR - U-NII AD primary method, RMS average

UL VERIFICATION SERVICES INC. FORM NO: CCSUP4701J
47173 BENICIA STREET, FREMONT, CA 94538, USA TEL: (510) 771-1000 FAX: (510) 661-0888
This report shall not be reproduced except in full, without the written approval of UL Verification Services Inc.

MID CHANNEL RESULTS

VERTICAL

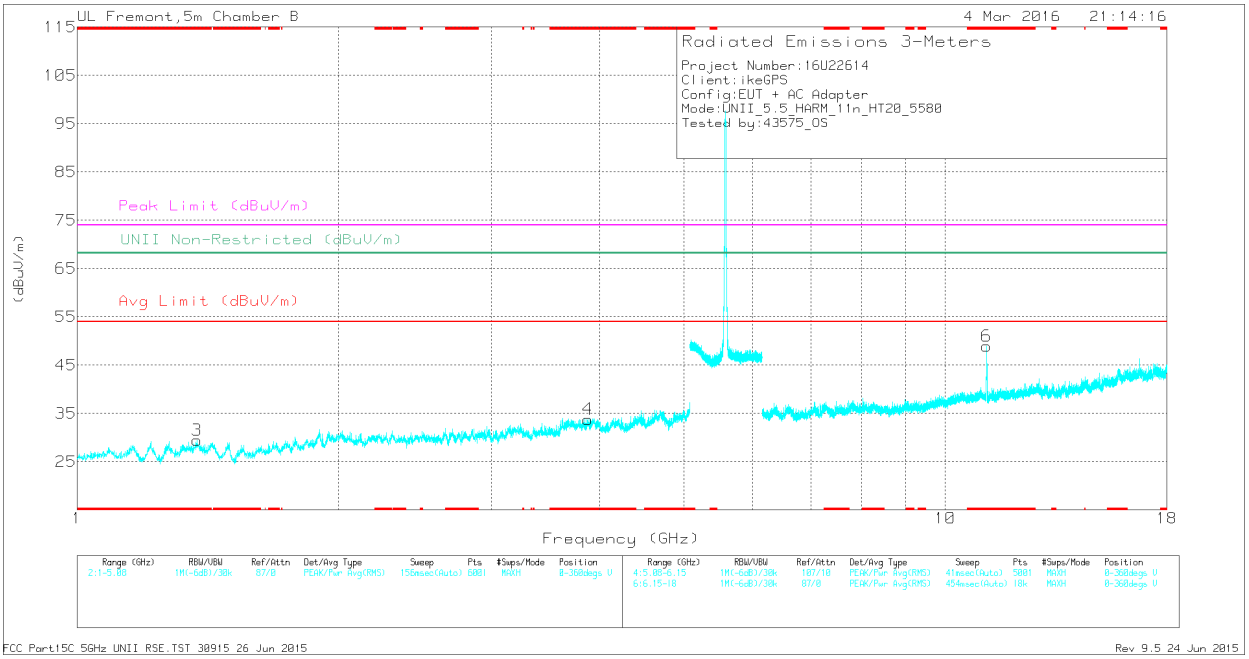

HORIZONTAL

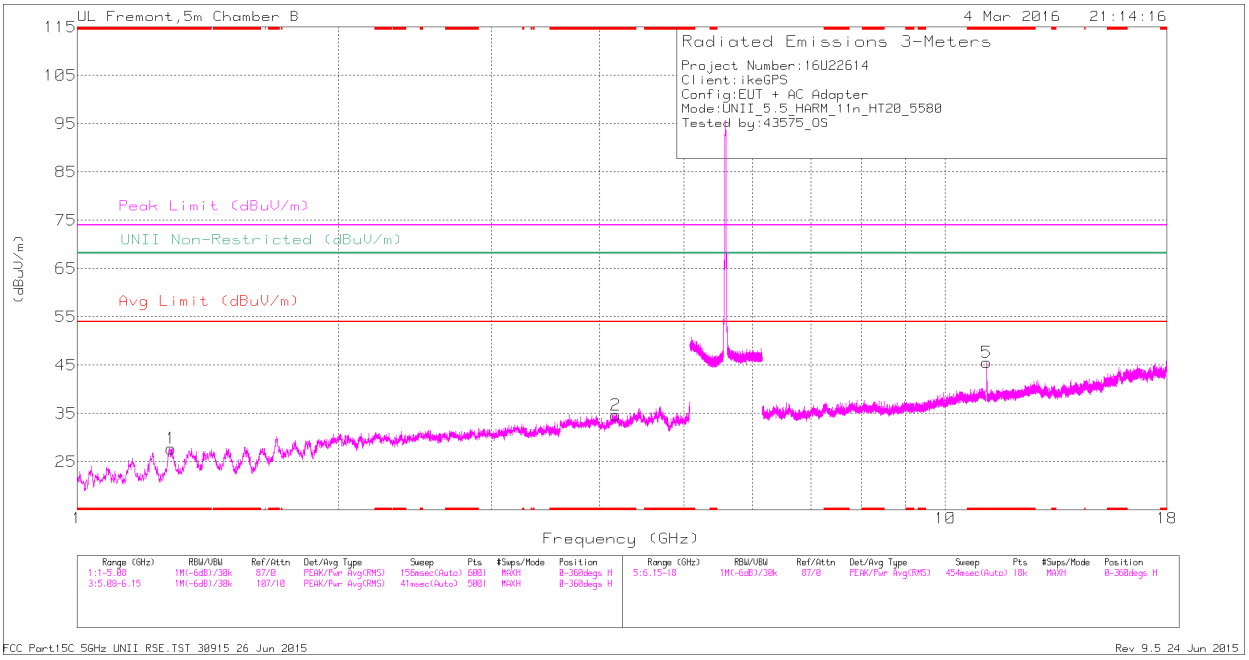

This report shall not be reproduced except in full, without the written approval of UL Verification Services Inc.

MID CHANNEL DATA

TRACE MARKERS

Marker	Frequency (GHz)	Meter Reading (dBuV)	Det	AF T344 (dB/m)	Amp/Cbl/ Fltr/Pad (dB)	DC Corr (dB)	Corrected Reading (dBuV/m)	Avg Limit (dBuV/m)	Margin (dB)	Peak Limit (dBuV/m)	PK Margin (dB)	UNII Non-Restricted (dBuV/m)	PK Margin (dB)	Azimuth (Degs)	Height (cm)	Polarity
1	* 1.284	34.72	Pk	28.8	-35.8	0	27.72	-	-	74	-46.28	-	-	0-360	200	H
2	* 4.174	32.71	Pk	33.7	-31.7	0	34.71	-	-	74	-39.29	-	-	0-360	200	H
3	* 1.373	35.19	Pk	29.2	-34.9	0	29.49	-	-	74	-44.51	-	-	0-360	199	V
4	* 3.876	33.02	Pk	33.4	-32.6	0	33.82	-	-	74	-40.18	-	-	0-360	101	V
5	* 11.16	33.28	Pk	37.9	-25.6	0	45.58	-	-	74	-28.42	-	-	0-360	200	H
6	* 11.16	36.64	Pk	37.9	-25.6	0	48.94	-	-	74	-25.06	-	-	0-360	200	V

PK - Peak detector

RADIATED EMISSIONS

Frequency (GHz)	Meter Reading (dBuV)	Det	AF T344 (dB/m)	Amp/Cbl/Fl tr/Pad (dB)	DC Corr (dB)	Corrected Reading (dBuV/m)	Avg Limit (dBuV/m)	Margin (dB)	Peak Limit (dBuV/m)	PK Margin (dB)	UNII Non-Restricted (dBuV/m)	PK Margin (dB)	Azimuth (Degs)	Height (cm)	Polarity
* 1.282	43.11	PK-U	28.8	-35.8	0	36.11	-	-	74	-37.89	-	-	205	363	H
* 1.282	31.47	ADR	28.8	-35.8	0	24.47	54	-29.53	-	-	-	-	205	363	H
* 4.174	38.58	PK-U	33.7	-31.7	0	40.58	-	-	74	-33.42	-	-	322	201	H
* 4.172	27.09	ADR	33.7	-31.7	0	29.09	54	-24.91	-	-	-	-	322	201	H
* 1.375	43.41	PK-U	29.2	-34.9	0	37.71	-	-	74	-36.29	-	-	161	296	V
* 1.375	31.71	ADR	29.2	-34.9	0	26.01	54	-27.99	-	-	-	-	161	296	V
* 3.878	40.43	PK-U	33.4	-32.6	0	41.23	-	-	74	-32.77	-	-	291	367	V
* 3.878	29.1	ADR	33.4	-32.6	0	29.9	54	-24.1	-	-	-	-	291	367	V
* 11.159	40.33	PK-U	37.9	-25.6	0	52.63	-	-	74	-21.37	-	-	158	207	H
* 11.16	27.44	ADR	37.9	-25.6	0	39.74	54	-14.26	-	-	-	-	158	207	H
* 11.158	46.05	PK-U	37.9	-25.6	0	58.35	-	-	74	-15.65	-	-	314	207	V
* 11.16	33.41	ADR	37.9	-25.6	0	45.71	54	-8.29	-	-	-	-	314	207	V

* - indicates frequency in CFR15.205/IC8.10 Restricted Band

PK-U - U-NII: Maximum Peak

ADR - U-NII AD primary method, RMS average

UL VERIFICATION SERVICES INC. FORM NO: CCSUP4701J
47173 BENICIA STREET, FREMONT, CA 94538, USA TEL: (510) 771-1000 FAX: (510) 661-0888
This report shall not be reproduced except in full, without the written approval of UL Verification Services Inc.

HIGH CHANNEL RESULTS

VERTICAL

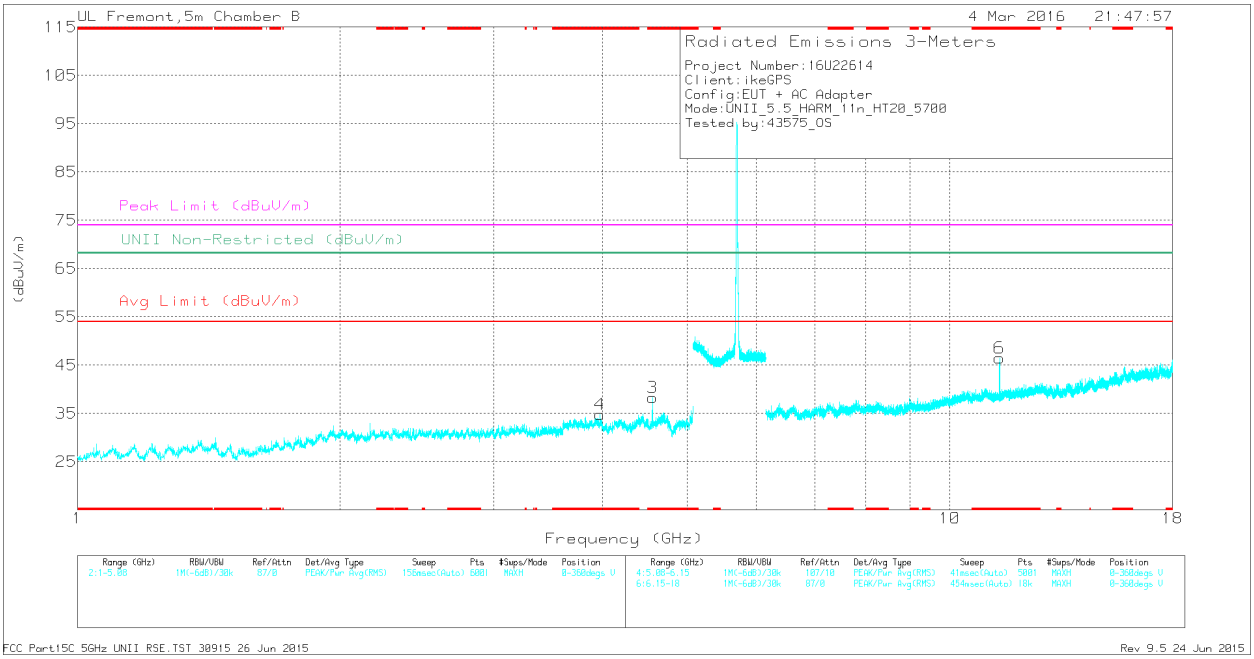

HORIZONTAL

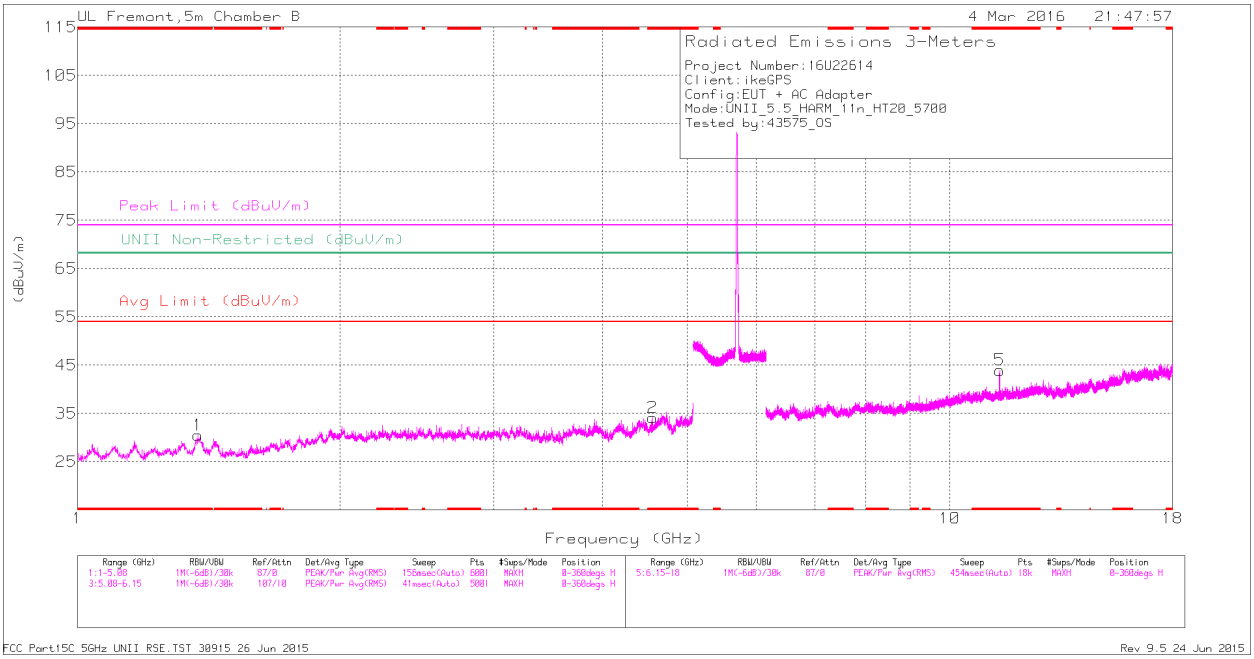

This report shall not be reproduced except in full, without the written approval of UL Verification Services Inc.

HIGH CHANNEL DATA

TRACE MARKERS

Marker	Frequency (GHz)	Meter Reading (dBuV)	Det	AF T344 (dB/m)	Amp/Cbl/ Fltr/Pad (dB)	DC Corr (dB)	Corrected Reading (dBuV/m)	Avg Limit (dBuV/m)	Margin (dB)	Peak Limit (dBuV/m)	PK Margin (dB)	UNII Non-Restricted (dBuV/m)	PK Margin (dB)	Azimuth (Degs)	Height (cm)	Polarity
1	* 1.374	36.24	Pk	29.2	-34.9	0	30.54	-	-	74	-43.46	-	-	0-360	101	H
2	* 4.56	32.6	Pk	34.1	-32.5	0	34.2	-	-	74	-39.8	-	-	0-360	101	H
3	* 4.56	36.65	Pk	34.1	-32.5	0	38.25	-	-	74	-35.75	-	-	0-360	101	V
4	* 3.972	33.09	Pk	33.4	-31.7	0	34.79	-	-	74	-39.21	-	-	0-360	101	V
5	* 11.401	31.45	Pk	38	-25.5	0	43.95	-	-	74	-30.05	-	-	0-360	199	H
6	* 11.4	34.01	Pk	38	-25.5	0	46.51	-	-	74	-27.49	-	-	0-360	199	V

PK - Peak detector

RADIATED EMISSIONS

Frequency (GHz)	Meter Reading (dBuV)	Det	AF T344 (dB/m)	Amp/Cbl/Fl tr/Pad (dB)	DC Corr (dB)	Corrected Reading (dBuV/m)	Avg Limit (dBuV/m)	Margin (dB)	Peak Limit (dBuV/m)	PK Margin (dB)	UNII Non-Restricted (dBuV/m)	PK Margin (dB)	Azimuth (Degs)	Height (cm)	Polarity
* 1.376	44.28	PK-U	29.2	-34.9	0	38.58	-	-	74	-35.42	-	-	108	331	H
* 1.376	31.75	ADR	29.2	-34.9	0	26.05	54	-27.95	-	-	-	-	108	331	H
* 4.56	42.5	PK-U	34.1	-32.5	0	44.1	-	-	74	-29.9	-	-	191	105	H
* 4.56	32.99	ADR	34.1	-32.5	0	34.59	54	-19.41	-	-	-	-	191	105	H
* 4.56	39.64	PK-U	34.1	-32.5	0	41.24	-	-	74	-32.76	-	-	87	141	V
* 4.56	30.35	ADR	34.1	-32.5	0	31.95	54	-22.05	-	-	-	-	87	141	V
* 3.971	40.75	PK-U	33.4	-31.7	0	42.45	-	-	74	-31.55	-	-	279	291	V
* 3.972	29.35	ADR	33.4	-31.7	0	31.05	54	-22.95	-	-	-	-	279	291	V
* 11.399	39.21	PK-U	38	-25.5	0	51.71	-	-	74	-22.29	-	-	65	234	H
* 11.4	26.3	ADR	38	-25.5	0	38.8	54	-15.2	-	-	-	-	65	234	H
* 11.398	42.25	PK-U	38	-25.5	0	54.75	-	-	74	-19.25	-	-	227	226	V
* 11.4	29.08	ADR	38	-25.5	0	41.58	54	-12.42	-	-	-	-	227	226	V

* - indicates frequency in CFR15.205/IC8.10 Restricted Band

PK-U - U-NII: Maximum Peak

ADR - U-NII AD primary method, RMS average

UL VERIFICATION SERVICES INC. FORM NO: CCSUP4701J
47173 BENICIA STREET, FREMONT, CA 94538, USA TEL: (510) 771-1000 FAX: (510) 661-0888
This report shall not be reproduced except in full, without the written approval of UL Verification Services Inc.

10.1.9. TX ABOVE 1 GHz 802.11n HT40 MODE IN THE 5.6 GHz BAND

RESTRICTED BANDEDGE (LOW CHANNEL)

HORIZONTAL RESULTS

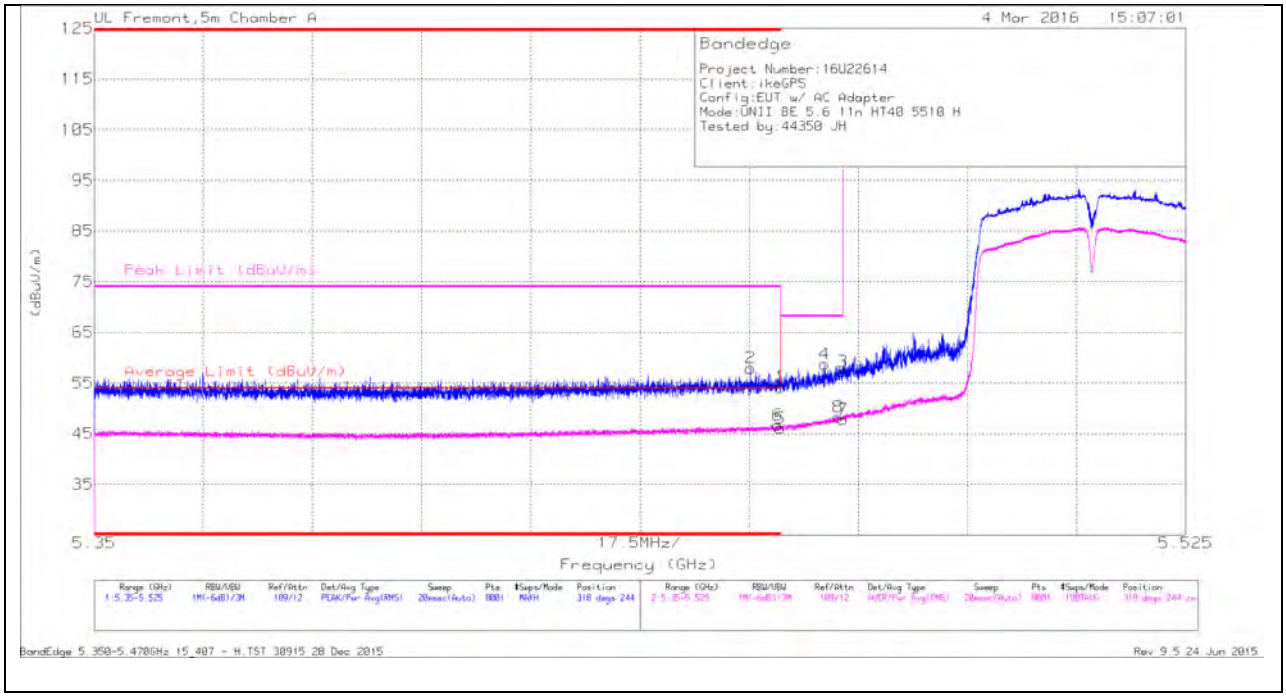

Trace Markers

Marker	Frequency (GHz)	Meter Reading (dBuV)	Det	AF T346 (db/m)	Amp/Cbl/Flt r/Pad (dB)	DC Corr (dB)	Corrected Reading (dBuV/m)	Average Limit (dBuV/m)	Margin (dB)	Peak Limit (dBuV/m)	PK Margin (dB)	Azimuth (Degs)	Height (cm)	Polarity
1	* 5.46	39.8	Pk	34.8	-20.4	0	54.2	-	-	74	-19.8	318	244	H
2	* 5.455	43.43	Pk	34.8	-20.3	0	57.93	-	-	74	-16.07	318	244	H
5	* 5.46	31.64	RMS	34.8	-20.4	0	46.04	54	-7.96	-	-	318	244	H
6	* 5.46	32.34	RMS	34.8	-20.4	0	46.74	54	-7.26	-	-	318	244	H
4	5.467	44.24	Pk	34.8	-20.3	0	58.74	-	-	68.2	-9.46	318	244	H
8	5.469	33.75	RMS	34.8	-20.2	0	48.35	-	-	-	-	318	244	H
3	5.47	42.62	Pk	34.8	-20.2	0	57.22	-	-	68.2	-10.98	318	244	H
7	5.47	33.23	RMS	34.8	-20.2	0	47.83	-	-	-	-	318	244	H

* - indicates frequency in CFR15.205/IC8.10 Restricted Band

Pk - Peak detector

RMS - RMS detection

This report shall not be reproduced except in full, without the written approval of UL Verification Services Inc.

VERTICAL RESULTS

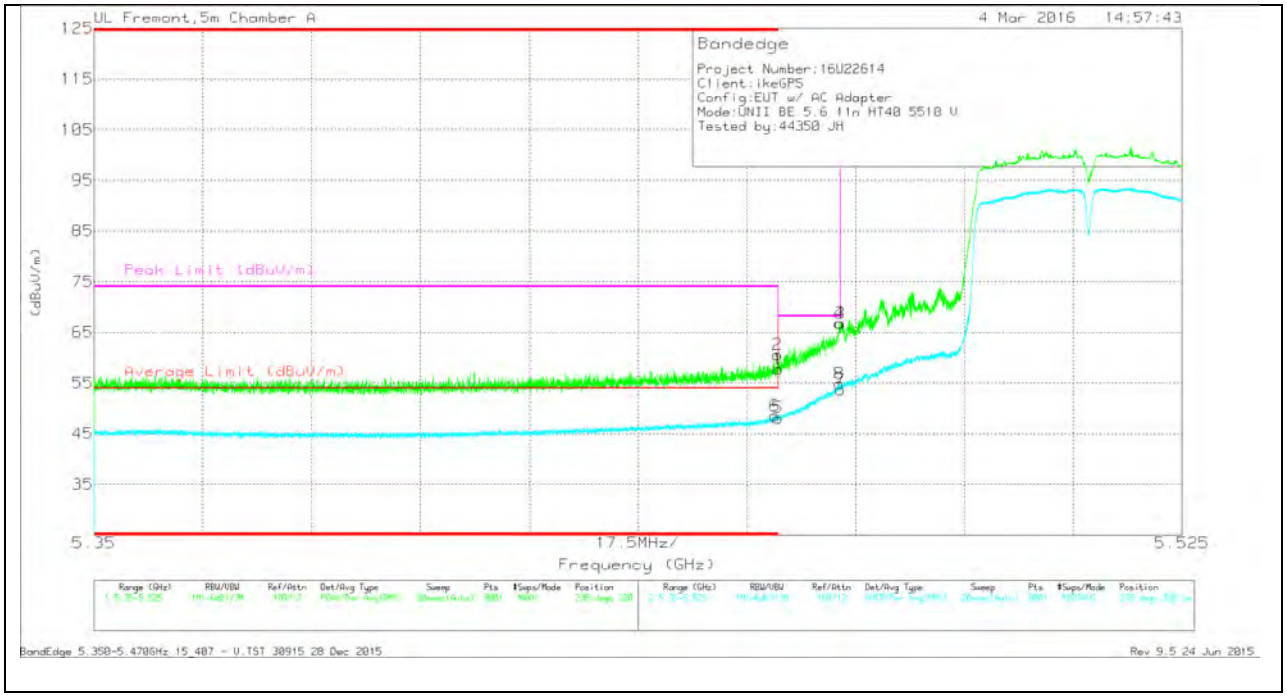

Trace Markers

Marker	Frequency (GHz)	Meter Reading (dBuV)	Det	AF T346 (db/m)	Amp/Cbl/Flt r/Pad (dB)	DC Corr (dB)	Corrected Reading (dBuV/m)	Average Limit (dBuV/m)	Margin (dB)	Peak Limit (dBuV/m)	PK Margin (dB)	Azimuth (Degs)	Height (cm)	Polarity
1	* 5.46	43.38	Pk	34.8	-20.4	0	57.78	-	-	74	-16.22	238	320	V
2	* 5.46	46.2	Pk	34.8	-20.4	0	60.6	-	-	74	-13.4	238	320	V
5	* 5.46	33.72	RMS	34.8	-20.4	0	48.12	54	-5.88	-	-	238	320	V
6	* 5.46	34.1	RMS	34.8	-20.4	0	48.5	54	-5.5	-	-	238	320	V
3	5.47	52.22	Pk	34.8	-20.2	0	66.82	-	-	68.2	-1.38	238	320	V
4	5.47	52.23	Pk	34.8	-20.2	0	66.83	-	-	68.2	-1.37	238	320	V
7	5.47	39.09	RMS	34.8	-20.2	0	53.69	-	-	-	-	238	320	V
8	5.47	40.23	RMS	34.8	-20.2	0	54.83	-	-	-	-	238	320	V

* - indicates frequency in CFR15.205/IC8.10 Restricted Band

Pk - Peak detector

RMS - RMS detection

UL VERIFICATION SERVICES INC. FORM NO: CCSUP4701J
47173 BENICIA STREET, FREMONT, CA 94538, USA TEL: (510) 771-1000 FAX: (510) 661-0888
This report shall not be reproduced except in full, without the written approval of UL Verification Services Inc.

AUTHORIZED BANDEDGE (HIGH CHANNEL)

HORIZONTAL RESULTS

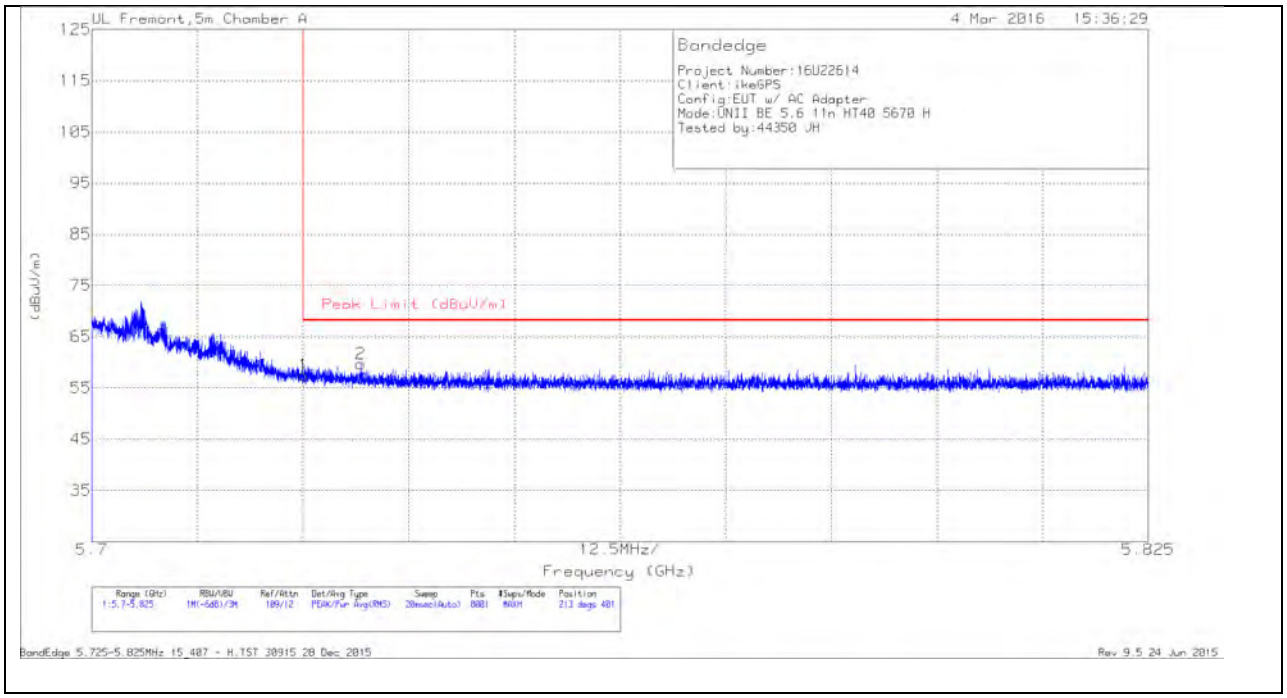

Trace Markers

Marker	Frequency (GHz)	Meter Reading (dBuV)	Det	AF T346 (db/m)	Amp/Cbl/Flt r/Pad (dB)	Corrected Reading (dBuV/m)	Peak Limit (dBuV/m)	PK Margin (dB)	Azimuth (Degs)	Height (cm)	Polarity
1	5.725	42.74	Pk	34.9	-20.1	57.54	68.2	-10.66	213	401	H
2	5.732	44.8	Pk	34.9	-20	59.7	68.2	-8.5	213	401	H

Pk - Peak detector

UL VERIFICATION SERVICES INC. FORM NO: CCSUP4701J
47173 BENICIA STREET, FREMONT, CA 94538, USA TEL: (510) 771-1000 FAX: (510) 661-0888
This report shall not be reproduced except in full, without the written approval of UL Verification Services Inc.

VERTICAL RESULTS

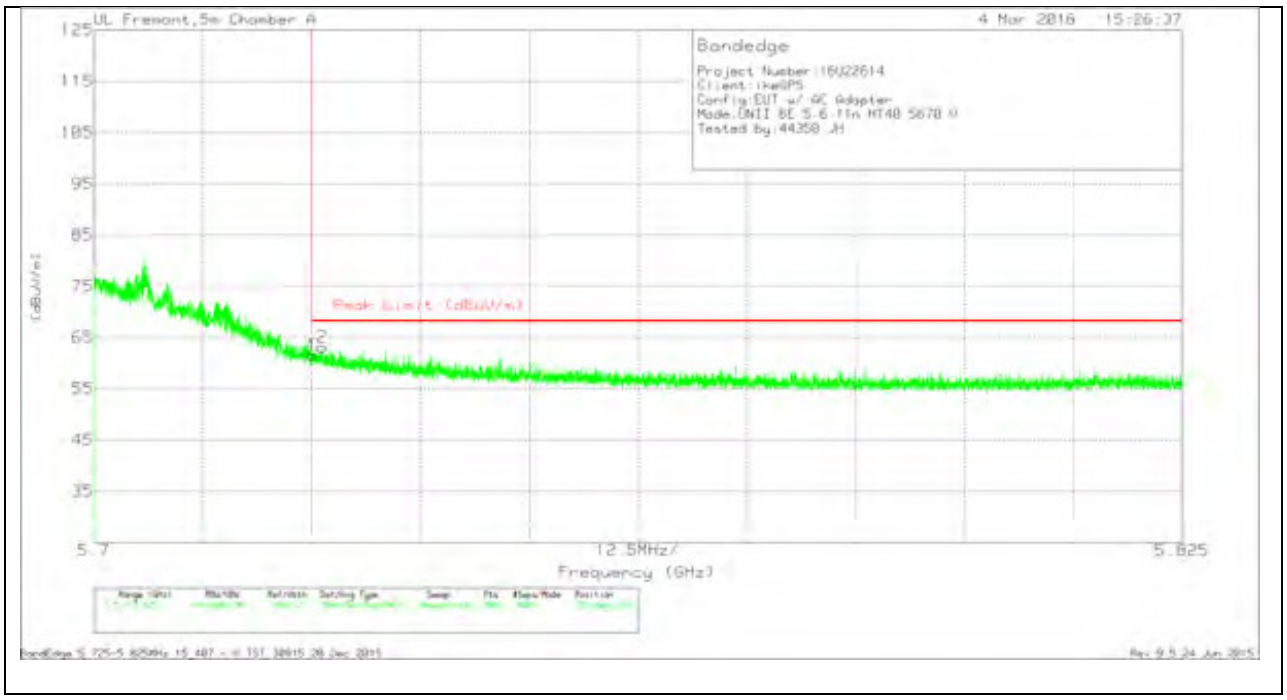

Trace Markers

Marker	Frequency (GHz)	Meter Reading (dBuV)	Det	AF T346 (db/m)	Amp/Cbl/Flt r/Pad (dB)	Corrected Reading (dBuV/m)	Peak Limit (dBuV/m)	PK Margin (dB)	Azimuth (Degs)	Height (cm)	Polarity
1	5.725	46.71	Pk	34.9	-20.1	61.51	68.2	-6.69	229	265	V
2	5.726	48.37	Pk	34.9	-20.1	63.17	68.2	-5.03	229	265	V

Pk - Peak detector

This report shall not be reproduced except in full, without the written approval of UL Verification Services Inc.

HARMONICS AND SPURIOUS EMISSIONS

LOW CHANNEL RESULTS

VERTICAL

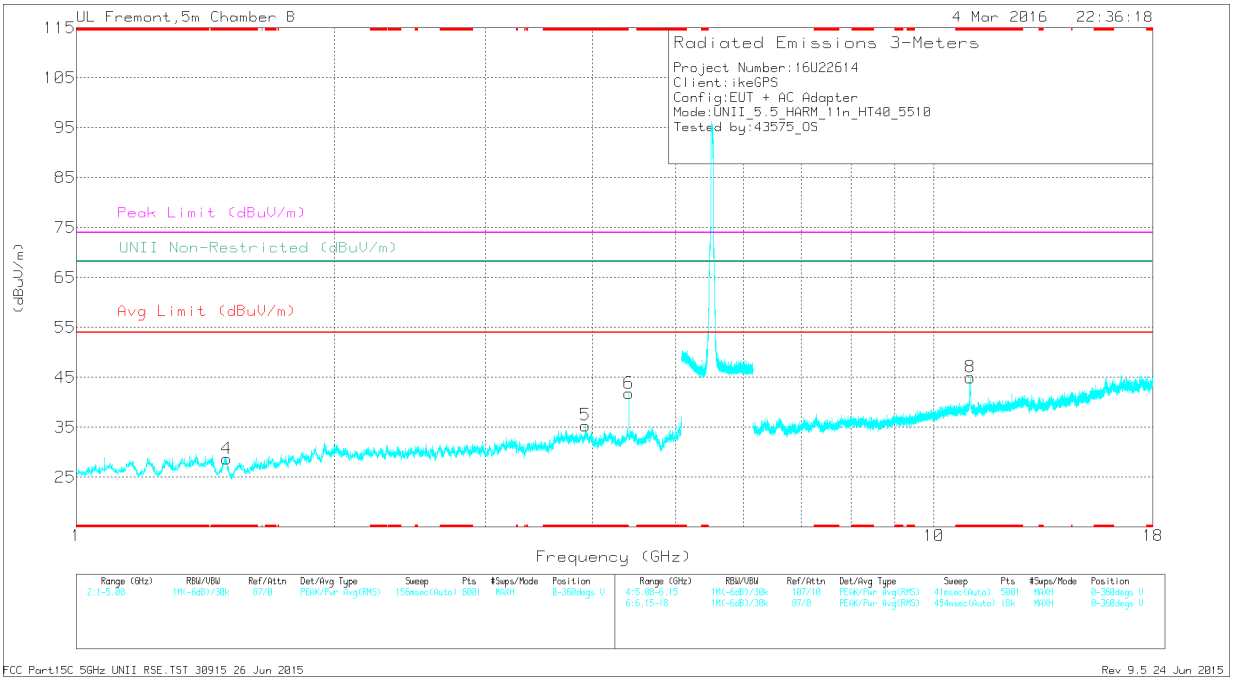

HORIZONTAL

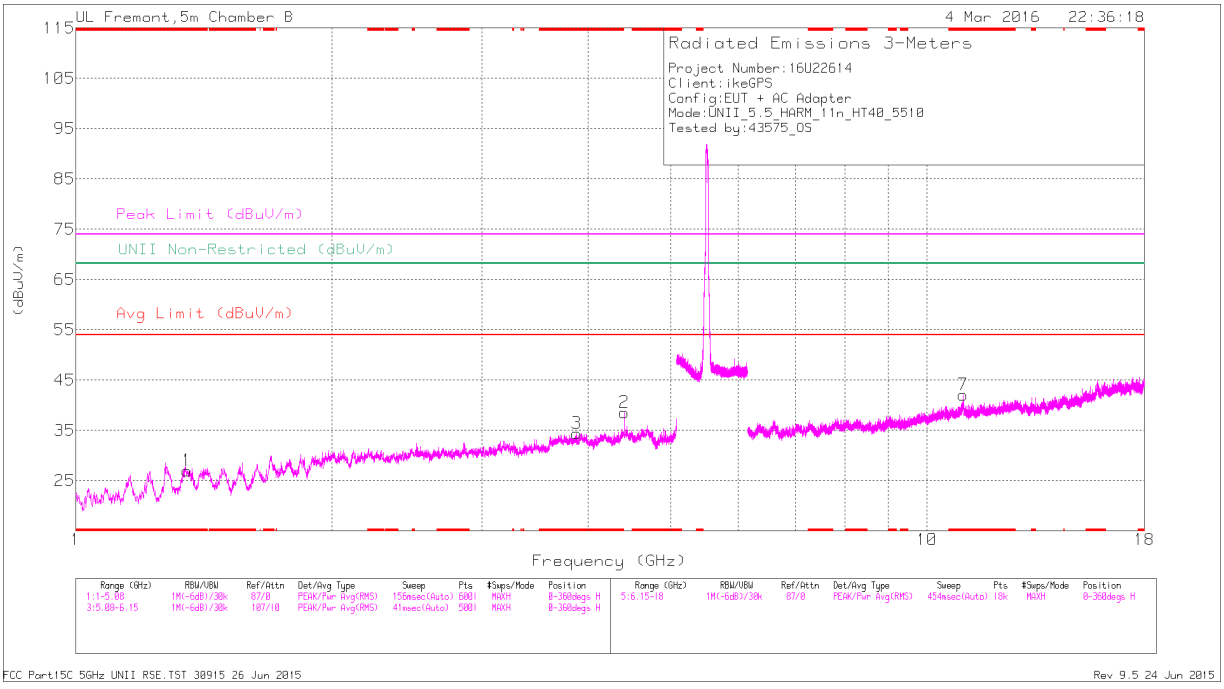

This report shall not be reproduced except in full, without the written approval of UL Verification Services Inc.

LOW CHANNEL DATA

TRACE MARKERS

Marker	Frequency (GHz)	Meter Reading (dBuV)	Det	AF T344 (dB/m)	Amp/Cbl/ Fltr/Pad (dB)	DC Corr (dB)	Corrected Reading (dBuV/m)	Avg Limit (dBuV/m)	Margin (dB)	Peak Limit (dBuV/m)	PK Margin (dB)	UNII Non-Restricted (dBuV/m)	PK Margin (dB)	Azimuth (Degs)	Height (cm)	Polarity
1	* 1.352	32.85	Pk	29.1	-35	0	26.95	-	-	74	-47.05	-	-	0-360	101	H
3	* 3.878	33.6	Pk	33.4	-32.6	0	34.4	-	-	74	-39.6	-	-	0-360	200	H
4	* 1.497	36.17	Pk	28	-35.5	0	28.67	-	-	74	-45.33	-	-	0-360	200	V
5	* 3.925	33.98	Pk	33.4	-32	0	35.38	-	-	74	-38.62	-	-	0-360	101	V
7	* 11.027	29.01	Pk	37.9	-24.9	0	42.01	-	-	74	-31.99	-	-	0-360	199	H
8	* 11.019	31.79	Pk	37.9	-24.7	0	44.99	-	-	74	-29.01	-	-	0-360	101	V
2	4.408	35.84	Pk	34	-31.3	0	38.54	-	-	-	-	68.2	-29.66	0-360	101	H
6	4.408	39.13	Pk	34	-31.3	0	41.83	-	-	-	-	68.2	-26.37	0-360	101	V

PK - Peak detector

RADIATED EMISSIONS

Frequency (GHz)	Meter Reading (dBuV)	Det	AF T344 (dB/m)	Amp/Cbl/Fl tr/Pad (dB)	DC Corr (dB)	Corrected Reading (dBuV/m)	Avg Limit (dBuV/m)	Margin (dB)	Peak Limit (dBuV/m)	PK Margin (dB)	UNII Non-Restricted (dBuV/m)	PK Margin (dB)	Azimuth (Degs)	Height (cm)	Polarity
* 1.35	42.45	PK-U	29.1	-35	0	36.55	-	-	74	-37.45	-	-	274	281	H
* 1.353	30.25	ADR	29.1	-35	0	24.35	54	-29.65	-	-	-	-	274	281	H
* 3.877	41.13	PK-U	33.4	-32.6	0	41.93	-	-	74	-32.07	-	-	304	131	H
* 3.878	29.11	ADR	33.4	-32.6	0	29.91	54	-24.09	-	-	-	-	304	131	H
* 1.496	44.29	PK-U	28	-35.5	0	36.79	-	-	74	-37.21	-	-	292	337	V
* 1.495	32.1	ADR	28	-35.5	0	24.6	54	-29.4	-	-	-	-	292	337	V
* 3.923	41.49	PK-U	33.4	-32.1	0	42.79	-	-	74	-31.21	-	-	266	285	V
* 3.927	29.65	ADR	33.4	-32	0	31.05	54	-22.95	-	-	-	-	266	285	V
* 11.026	38.21	PK-U	37.9	-24.8	0	51.31	-	-	74	-22.69	-	-	90	284	H
* 11.028	26.53	ADR	37.9	-24.9	0	39.53	54	-14.47	-	-	-	-	90	284	H
* 11.019	40.21	PK-U	37.9	-24.7	0	53.41	-	-	74	-20.59	-	-	217	110	V
* 11.02	29.51	ADR	37.9	-24.8	0	42.61	54	-11.39	-	-	-	-	217	110	V

* - indicates frequency in CFR15.205/IC8.10Restricted Band

PK-U - U-NII: Maximum Peak

ADR - U-NII AD primary method, RMS average

UL VERIFICATION SERVICES INC. FORM NO: CCSUP4701J
47173 BENICIA STREET, FREMONT, CA 94538, USA TEL: (510) 771-1000 FAX: (510) 661-0888
This report shall not be reproduced except in full, without the written approval of UL Verification Services Inc.

MID CHANNEL RESULTS

VERTICAL

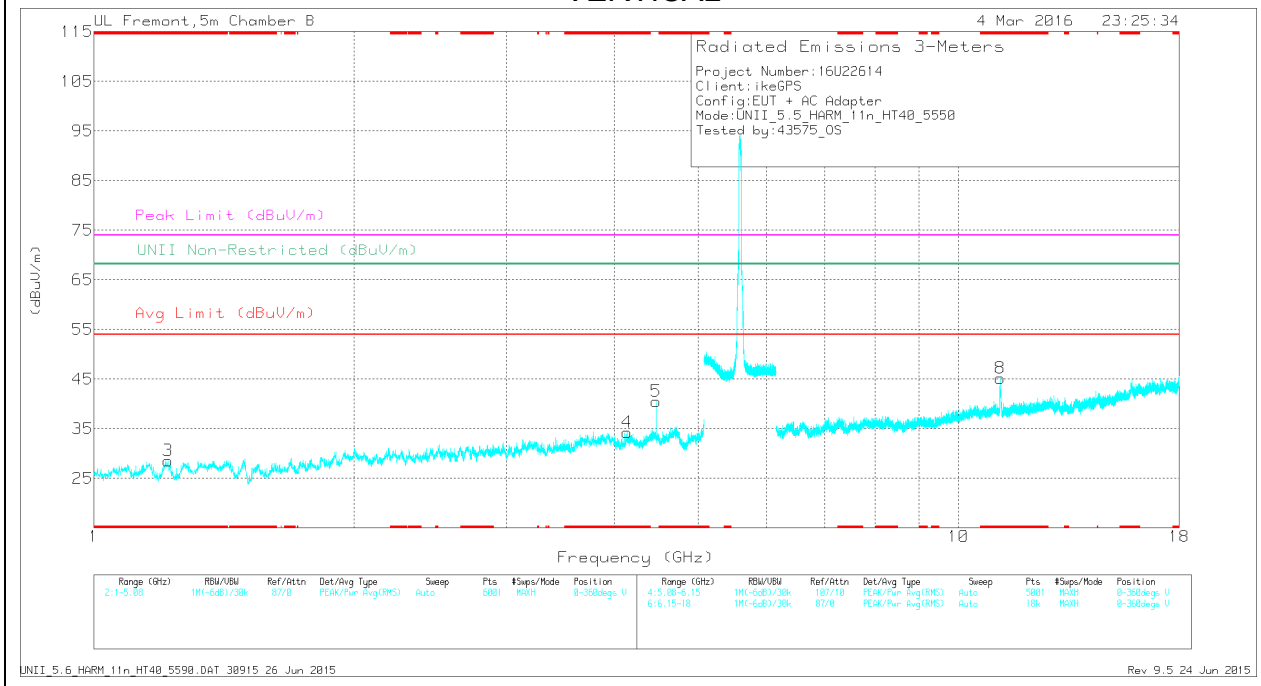

HORIZONTAL

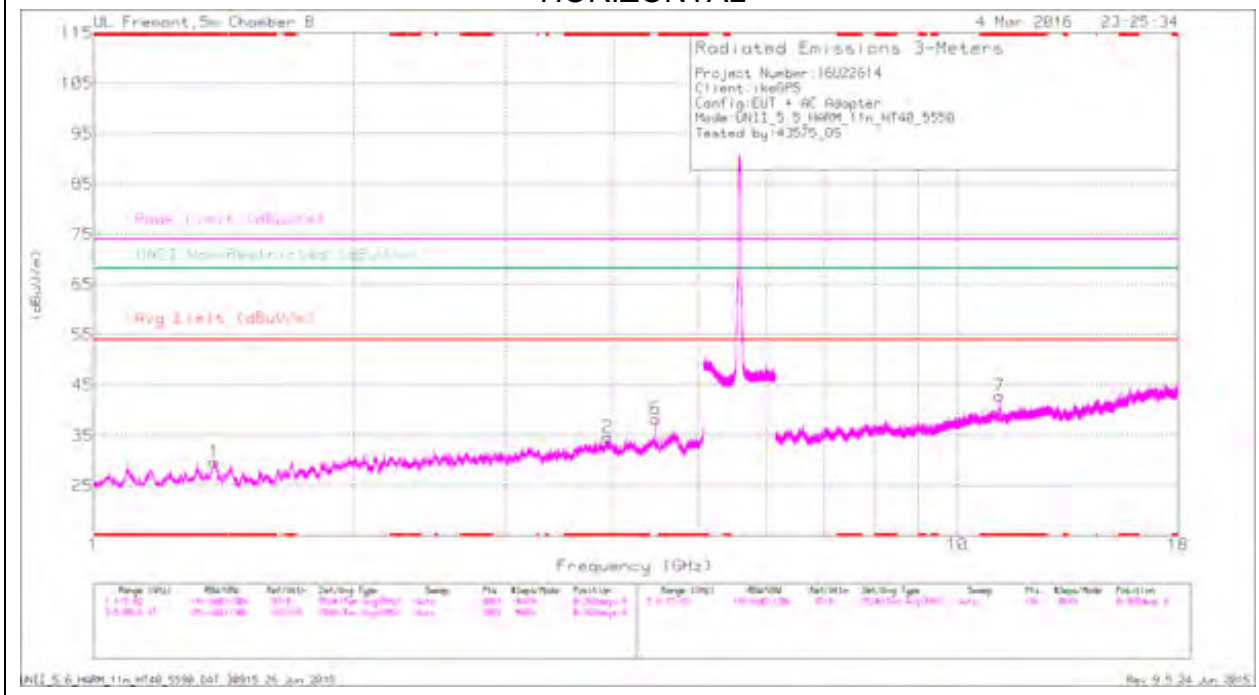

This report shall not be reproduced except in full, without the written approval of UL Verification Services Inc.

MID CHANNEL DATA

TRACE MARKERS

Marker	Frequency (GHz)	Meter Reading (dBuV)	Det	AF T344 (dB/m)	Amp/Cbl/ Fltr/Pad (dB)	DC Corr (dB)	Corrected Reading (dBuV/m)	Avg Limit (dBuV/m)	Margin (dB)	Peak Limit (dBuV/m)	PK Margin (dB)	UNII Non-Restricted (dBuV/m)	PK Margin (dB)	Azimuth (Degs)	Height (cm)	Polarity
1	* 1.38	35.39	Pk	29.2	-34.8	0	29.79	-	-	74	-44.21	-	-	0-360	199	H
2	* 3.936	33.11	Pk	33.4	-31.9	0	34.61	-	-	74	-39.39	-	-	0-360	102	H
3	* 1.218	35.98	Pk	28.4	-35.8	0	28.58	-	-	74	-45.42	-	-	0-360	199	V
4	* 4.136	32.62	Pk	33.7	-32.1	0	34.22	-	-	74	-39.78	-	-	0-360	101	V
7	* 11.11	30.69	Pk	37.9	-25.7	0	42.89	-	-	74	-31.11	-	-	0-360	199	H
8	* 11.102	32.94	Pk	37.9	-25.7	0	45.14	-	-	74	-28.86	-	-	0-360	101	V
6	4.472	35.66	Pk	34	-31.4	0	38.26	-	-	-	-	68.2	-29.94	0-360	102	H
5	4.472	37.96	Pk	34	-31.4	0	40.56	-	-	-	-	68.2	-27.64	0-360	101	V

PK - Peak detector

RADIATED EMISSIONS

Frequency (GHz)	Meter Reading (dBuV)	Det	AF T344 (dB/m)	Amp/Cbl/Fl tr/Pad (dB)	DC Corr (dB)	Corrected Reading (dBuV/m)	Avg Limit (dBuV/m)	Margin (dB)	Peak Limit (dBuV/m)	PK Margin (dB)	UNII Non-Restricted (dBuV/m)	PK Margin (dB)	Azimuth (Degs)	Height (cm)	Polarity
* 1.38	44.8	PK-U	29.2	-34.8	0	39.2	-	-	74	-34.8	-	-	211	218	H
* 1.38	32.39	ADR	29.2	-34.8	0	26.79	54	-27.21	-	-	-	-	211	218	H
* 3.938	39.35	PK-U	33.4	-31.9	0	40.85	-	-	74	-33.15	-	-	123	351	H
* 3.938	28.02	ADR	33.4	-31.9	0	29.52	54	-24.48	-	-	-	-	123	351	H
* 1.217	42.44	PK-U	28.4	-35.8	0	35.04	-	-	74	-38.96	-	-	273	266	V
* 1.217	30.19	ADR	28.4	-35.8	0	22.79	54	-31.21	-	-	-	-	273	266	V
* 4.134	38.51	PK-U	33.7	-32.1	0	40.11	-	-	74	-33.89	-	-	216	312	V
* 4.136	27.01	ADR	33.7	-32.1	0	28.61	54	-25.39	-	-	-	-	216	312	V
* 11.11	39.17	PK-U	37.9	-25.7	0	51.37	-	-	74	-22.63	-	-	74	220	H
* 11.11	28.5	ADR	37.9	-25.7	0	40.7	54	-13.3	-	-	-	-	74	220	H
* 11.104	42.2	PK-U	37.9	-25.7	0	54.4	-	-	74	-19.6	-	-	219	104	V
* 11.104	31.78	ADR	37.9	-25.7	0	43.98	54	-10.02	-	-	-	-	219	104	V

* - indicates frequency in CFR15.205/IC8.10Restricted Band

PK-U - U-NII: Maximum Peak

ADR - U-NII AD primary method, RMS average

UL VERIFICATION SERVICES INC. FORM NO: CCSUP4701J
47173 BENICIA STREET, FREMONT, CA 94538, USA TEL: (510) 771-1000 FAX: (510) 661-0888
This report shall not be reproduced except in full, without the written approval of UL Verification Services Inc.

HIGH CHANNEL RESULTS

VERTICAL

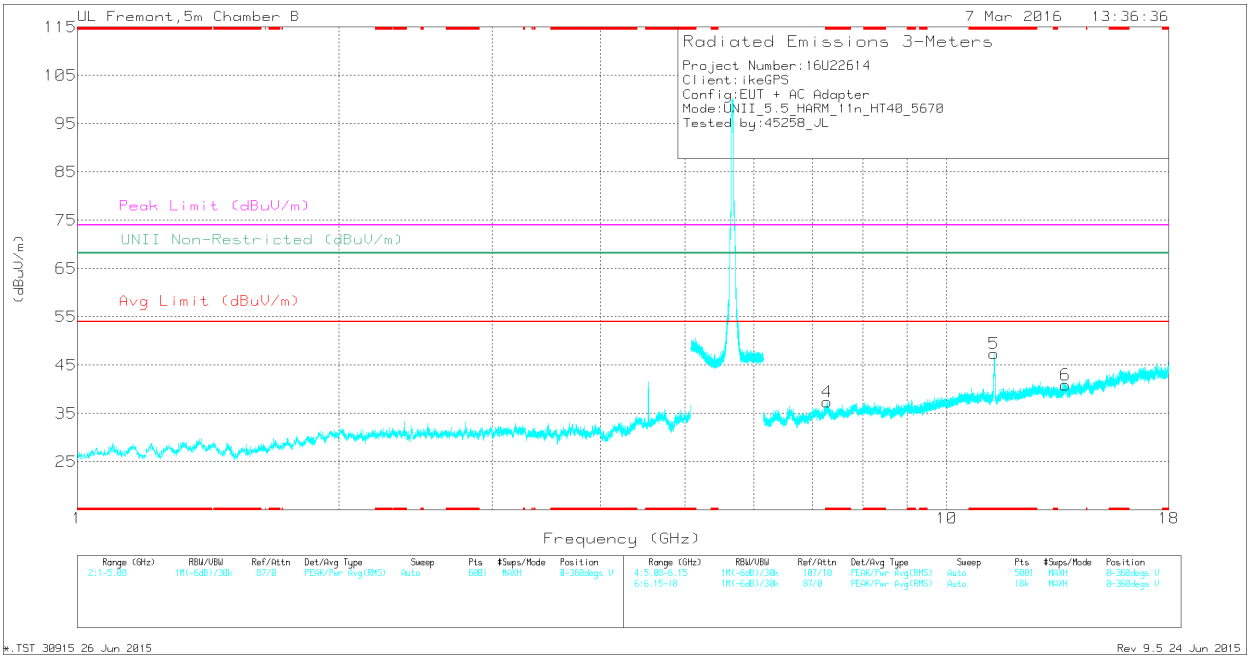

HORIZONTAL

This report shall not be reproduced except in full, without the written approval of UL Verification Services Inc.

HIGH CHANNEL DATA

TRACE MARKERS

Marker	Frequency (GHz)	Meter Reading (dBuV)	Det	AF T344 (dB/m)	Amp/Cbl/ Fltr/Pad (dB)	DC Corr (dB)	Corrected Reading (dBuV/m)	Avg Limit (dBuV/m)	Margin (dB)	Peak Limit (dBuV/m)	PK Margin (dB)	UNII Non-Restricted (dBuV/m)	PK Margin (dB)	Azimuth (Degs)	Height (cm)	Polarity
3	* 4.536	41.59	Pk	34	-32.4	0	43.19	-	-	74	-30.81	-	-	0-360	101	H
4	* 7.284	30.27	Pk	35.5	-28.4	0	37.37	-	-	74	-36.63	-	-	0-360	101	V
5	* 11.333	34.14	Pk	38	-24.8	0	47.34	-	-	74	-26.66	-	-	0-360	101	V
1	1.949	34.32	Pk	31.2	-33.8	0	31.72	-	-	-	-	68.2	-36.48	0-360	200	H
2	3.13	32.24	Pk	33.2	-33.5	0	31.94	-	-	-	-	68.2	-36.26	0-360	200	H
6	13.688	26.44	Pk	38.8	-24.4	0	40.84	-	-	-	-	68.2	-27.36	0-360	199	V

PK - Peak detector

RADIATED EMISSIONS

Frequency (GHz)	Meter Reading (dBuV)	Det	AF T344 (dB/m)	Amp/Cbl/Fl tr/Pad (dB)	DC Corr (dB)	Corrected Reading (dBuV/m)	Avg Limit (dBuV/m)	Margin (dB)	Peak Limit (dBuV/m)	PK Margin (dB)	UNII Non-Restricted (dBuV/m)	PK Margin (dB)	Azimuth (Degs)	Height (cm)	Polarity
* 4.536	47.63	PK-U	34	-32.4	0	49.23	-	-	74	-24.77	-	-	21	244	H
* 4.536	41.7	ADR	34	-32.4	0	43.3	54	-10.7	-	-	-	-	21	244	H
* 7.286	37.22	PK-U	35.5	-28.5	0	44.22	-	-	74	-29.78	-	-	77	218	V
* 7.284	26.29	ADR	35.5	-28.4	0	33.39	54	-20.61	-	-	-	-	77	218	V
* 11.335	41.77	PK-U	38	-24.8	0	54.97	-	-	74	-19.03	-	-	246	112	V
* 11.334	30.53	ADR	38	-24.8	0	43.73	54	-10.27	-	-	-	-	246	112	V
1.95	42.94	PK-U	31.2	-33.8	0	40.34	-	-	-	-	68.2	-27.86	360	101	H
3.13	41.42	PK-U	33.2	-33.5	0	41.12	-	-	-	-	68.2	-27.08	257	286	H
13.689	34.52	PK-U	38.8	-24.4	0	48.92	-	-	-	-	68.2	-19.28	177	169	V

* - indicates frequency in CFR15.205/IC8.10 Restricted Band

PK-U - U-NII: Maximum Peak

ADR - U-NII AD primary method, RMS average

UL VERIFICATION SERVICES INC. FORM NO: CCSUP4701J
47173 BENICIA STREET, FREMONT, CA 94538, USA TEL: (510) 771-1000 FAX: (510) 661-0888
This report shall not be reproduced except in full, without the written approval of UL Verification Services Inc.

10.1.10. TX ABOVE 1 GHz 802.11a MODE IN THE 5.8 GHz BAND

RESTRICTED BANDEDGE (LOW CHANNEL)

HORIZONTAL RESULTS

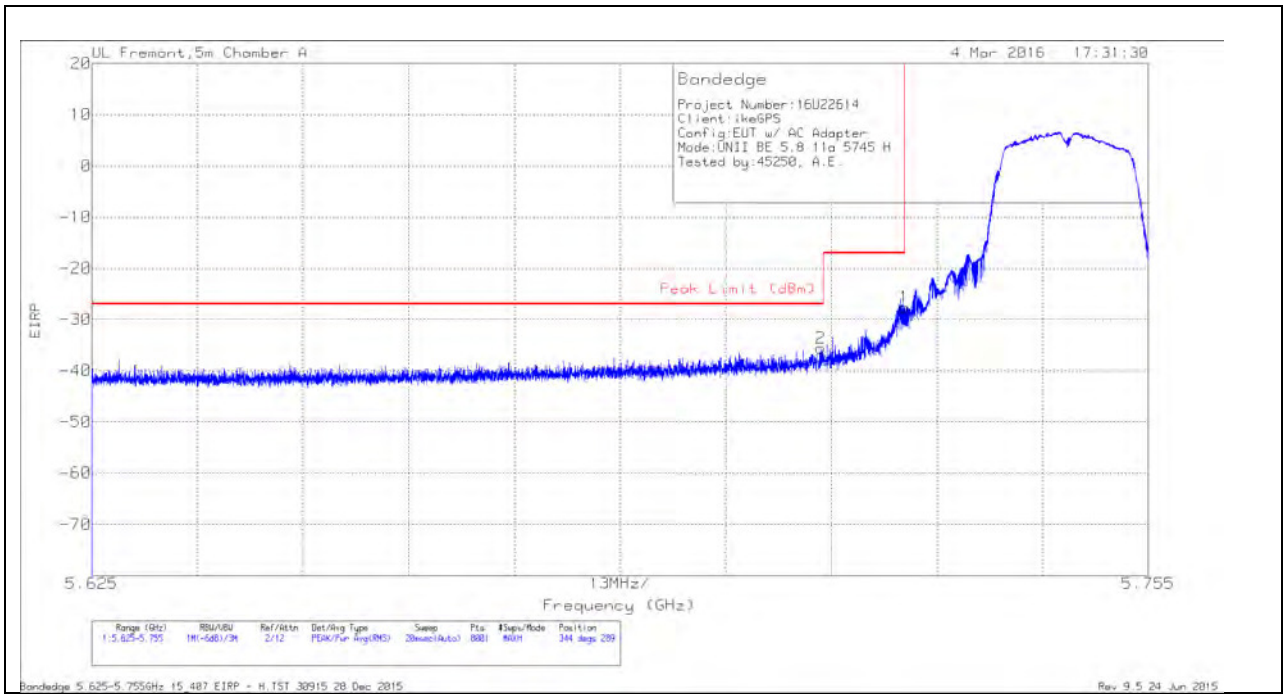

Trace Markers

Marker	Frequency (GHz)	Meter Reading (dBm)	Det	AF T346 (db/m)	Amp/Cbl/ Fltr/Pad (dB)	Conversion Factor (dB)	DC Corr (dB)	Corrected Reading EIRP	Peak Limit (dBm)	PK Margin (dB)	Azimuth (Degs)	Height (cm)	Polarity
2	5.715	-62.23	Pk	34.9	-20.1	11.8	0	-35.63	-27	-8.63	344	289	H
1	5.725	-54.26	Pk	34.9	-20.1	11.8	0	-27.66	-17	-10.66	344	289	H

Pk - Peak detector

This report shall not be reproduced except in full, without the written approval of UL Verification Services Inc.

VERTICAL RESULTS

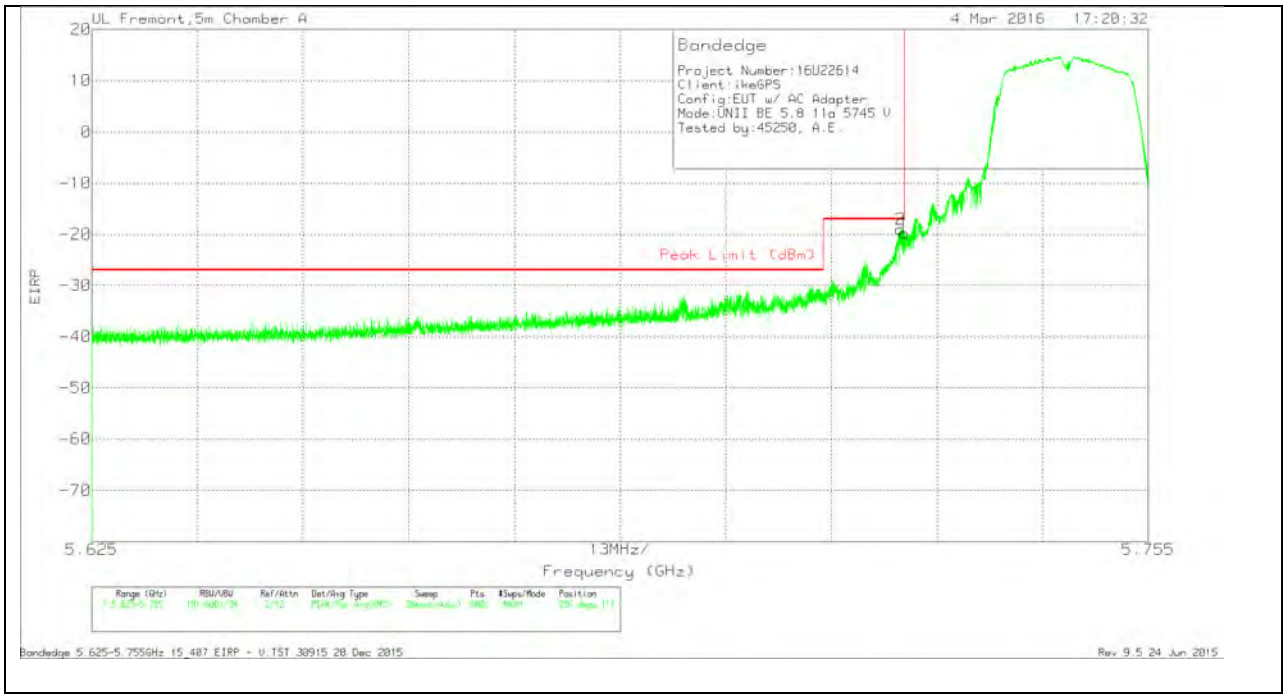

Trace Markers

Marker	Frequency (GHz)	Meter Reading (dBm)	Det	AF T346 (db/m)	Amp/Cbl/ Fltr/Pad (dB)	Conversion Factor (dB)	DC Corr (dB)	Corrected Reading EIRP	Peak Limit (dBm)	PK Margin (dB)	Azimuth (Degs)	Height (cm)	Polarity
2	5.724	-45.6	Pk	34.9	-20.1	11.8	0	-19	-17	-2	256	111	V
1	5.725	-46.34	Pk	34.9	-20.1	11.8	0	-19.74	-17	-2.74	256	111	V

Pk - Peak detector

This report shall not be reproduced except in full, without the written approval of UL Verification Services Inc.

AUTHORIZED BANDEDGE (HIGH CHANNEL)

HORIZONTAL RESULTS

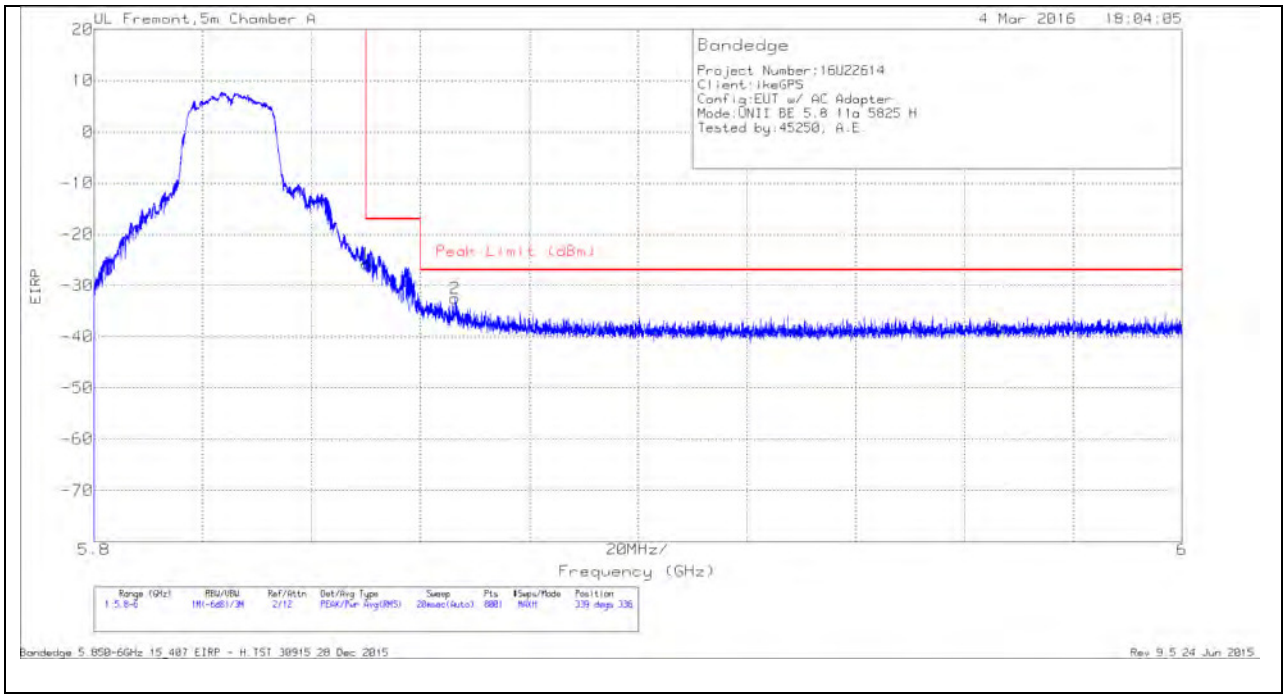

Trace Markers

Marker	Frequency (GHz)	Meter Reading (dBm)	Det	AF T346 (db/m)	Amp/Cbl/ Fltr/Pad (dB)	Conversion Factor (dB)	DC Corr (dB)	Corrected Reading EIRP	Peak Limit (dBm)	PK Margin (dB)	Azimuth (Degs)	Height (cm)	Polarity
1	5.85	-53.03	Pk	35.1	-19.7	11.8	0	-25.83	-17	-8.83	339	336	H
2	5.866	-59.61	Pk	35.1	-19.8	11.8	0	-32.51	-27	-5.51	339	336	H

Pk - Peak detector

UL VERIFICATION SERVICES INC. FORM NO: CCSUP4701J
47173 BENICIA STREET, FREMONT, CA 94538, USA TEL: (510) 771-1000 FAX: (510) 661-0888
This report shall not be reproduced except in full, without the written approval of UL Verification Services Inc.

VERTICAL RESULTS

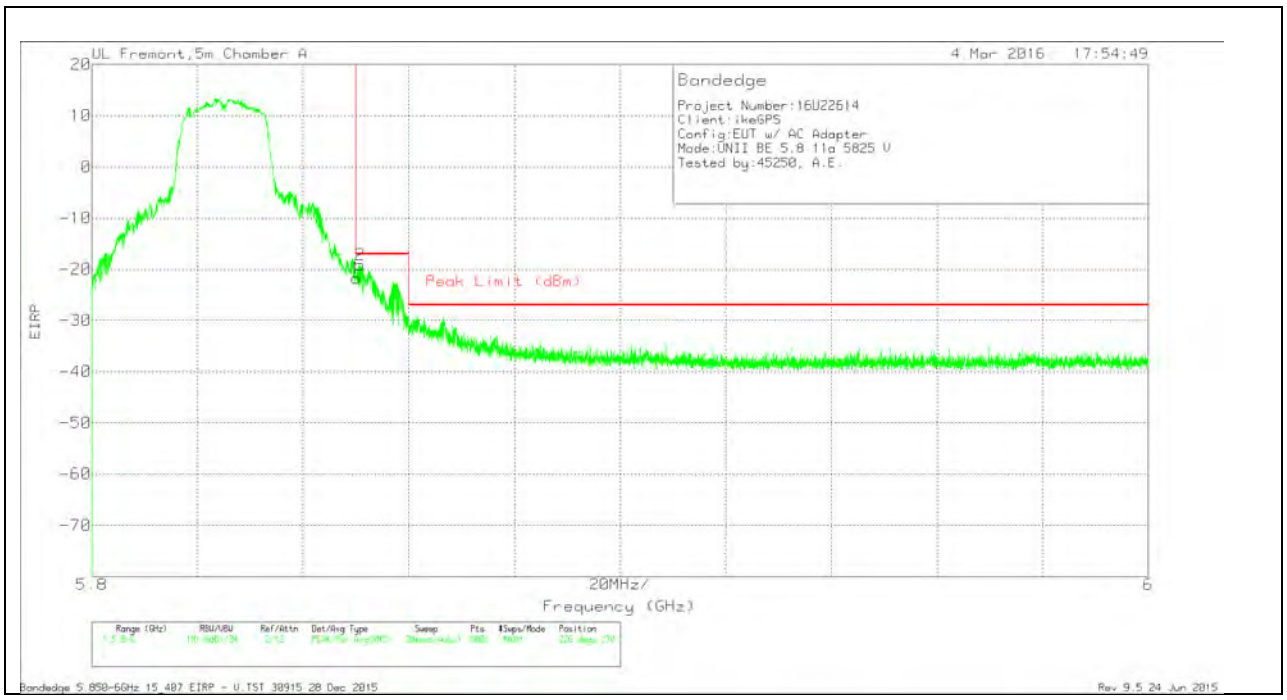

Trace Markers

Marker	Frequency (GHz)	Meter Reading (dBm)	Det	AF T346 (db/m)	Amp/Cbl/ Fltr/Pad (dB)	Conversion Factor (dB)	DC Corr (dB)	Corrected Reading EIRP	Peak Limit (dBm)	PK Margin (dB)	Azimuth (Degs)	Height (cm)	Polarity
1	5.85	-48.91	Pk	35.1	-19.7	11.8	0	-21.71	-17	-4.71	226	270	V
2	5.851	-46.35	Pk	35.1	-19.7	11.8	0	-19.15	-17	-2.15	226	270	V

Pk - Peak detector

This report shall not be reproduced except in full, without the written approval of UL Verification Services Inc.

HARMONICS AND SPURIOUS EMISSIONS

LOW CHANNEL RESULTS

VERTICAL

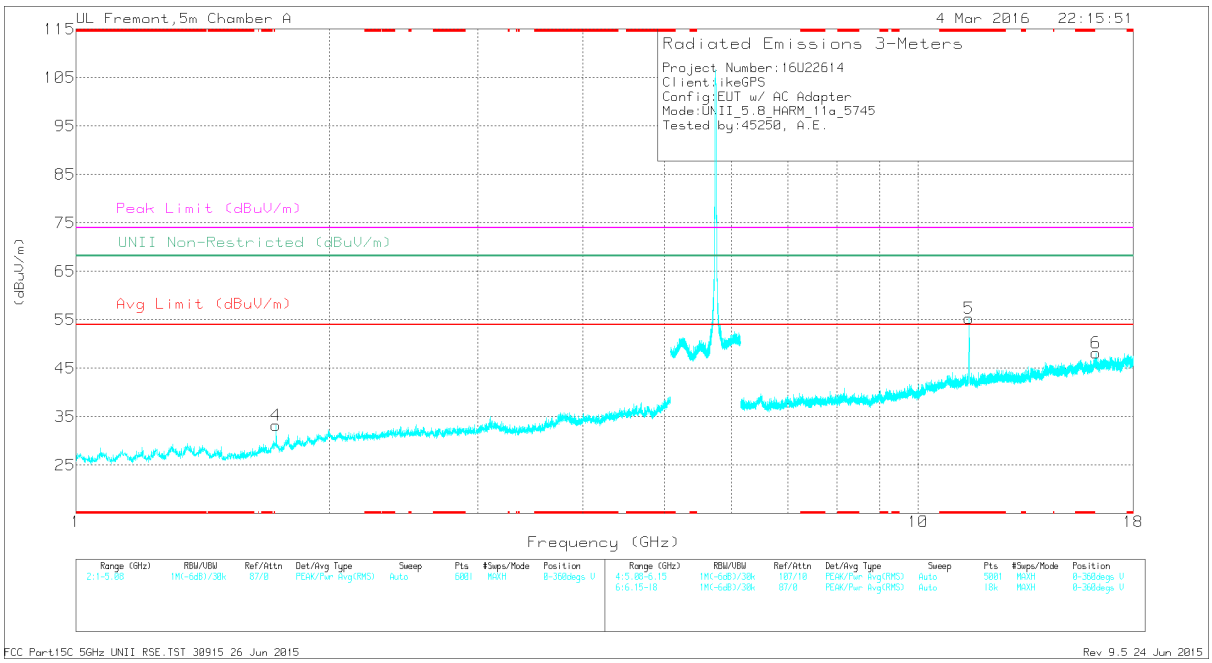

HORIZONTAL

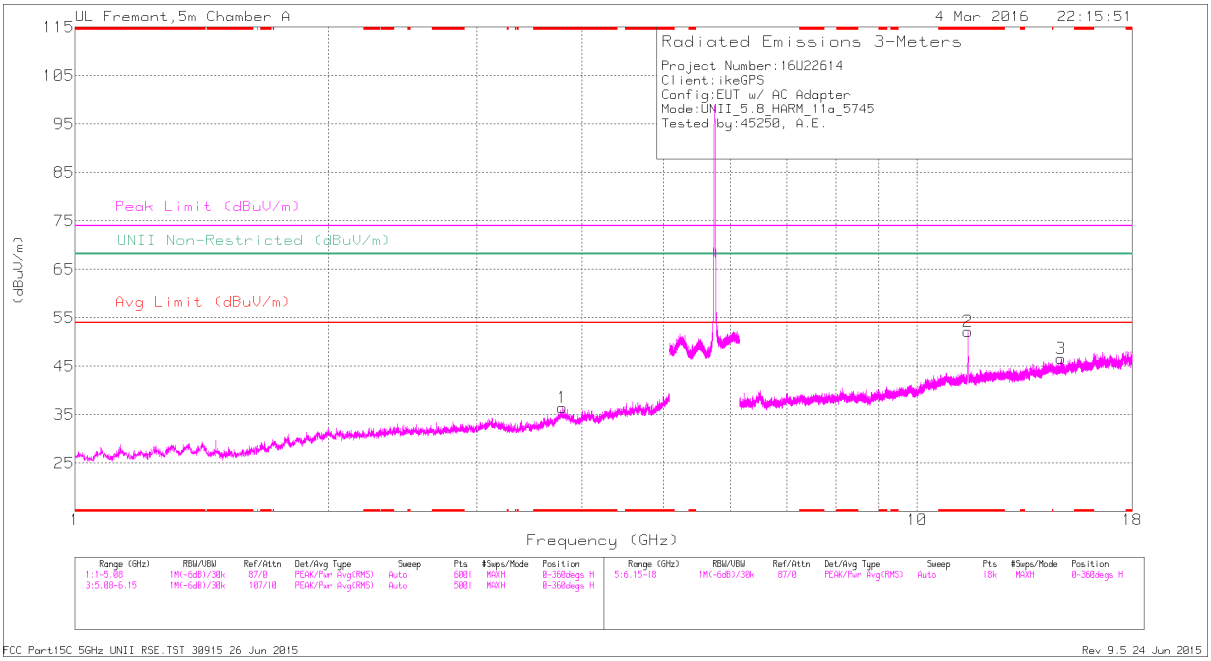

This report shall not be reproduced except in full, without the written approval of UL Verification Services Inc.

LOW CHANNEL DATA

TRACE MARKERS

Marker	Frequency (GHz)	Meter Reading (dBuV)	Det	AF T346 (db/m)	Amp/Cbl/ Fltr/Pad (dB)	DC Corr (dB)	Corrected Reading (dBuV/m)	Avg Limit (dBuV/m)	Margin (dB)	Peak Limit (dBuV/m)	PK Margin (dB)	UNII Non-Restricted (dBuV/m)	PK Margin (dB)	Azimuth (Degs)	Height (cm)	Polarity
5	* 11.489	39.69	Pk	38.2	-22.6	0	55.29	-	-	74	-18.71	-	-	0-360	100	V
2	* 11.49	36.64	Pk	38.2	-22.6	0	52.24	-	-	74	-21.76	-	-	0-360	100	H
1	* 3.791	34.25	Pk	33.6	-31.4	0	36.45	-	-	74	-37.55	-	-	0-360	100	H
4	1.728	38.23	Pk	29.5	-34.5	0	33.23	-	-	-	-	68.2	-34.97	0-360	200	V
3	14.826	29.46	Pk	39.8	-22.7	0	46.56	-	-	-	-	68.2	-21.64	0-360	201	H
6	16.267	29.45	Pk	40.8	-22.1	0	48.15	-	-	-	-	68.2	-20.05	0-360	200	V

PK - Peak detector

RADIATED EMISSIONS

Frequency (GHz)	Meter Reading (dBuV)	Det	AF T346 (db/m)	Amp/Cbl/Fl tr/Pad (dB)	DC Corr (dB)	Corrected Reading (dBuV/m)	Avg Limit (dBuV/m)	Margin (dB)	Peak Limit (dBuV/m)	PK Margin (dB)	UNII Non-Restricted (dBuV/m)	PK Margin (dB)	Azimuth (Degs)	Height (cm)	Polarity
* 3.789	41.48	PK-U	33.6	-31.4	0	43.68	-	-	74	-30.32	-	-	315	268	H
* 3.791	30.31	ADR	33.6	-31.4	0	32.51	54	-21.49	-	-	-	-	315	268	H
* 11.492	45.03	PK-U	38.2	-22.6	0	60.63	-	-	74	-13.37	-	-	72	101	H
* 11.49	33.4	ADR	38.2	-22.6	0	49	54	-5	-	-	-	-	72	101	H
* 11.491	47.88	PK-U	38.2	-22.6	0	63.48	-	-	74	-10.52	-	-	254	104	V
* 11.49	37.11	ADR	38.2	-22.6	0	52.71	54	-1.29	-	-	-	-	254	104	V
1.729	43.63	PK-U	29.5	-34.5	0	38.63	-	-	-	-	68.2	-29.57	269	213	V
14.826	36.12	PK-U	39.8	-22.7	0	53.22	-	-	-	-	68.2	-14.98	105	187	H
16.266	36.28	PK-U	40.8	-22.1	0	54.98	-	-	-	-	68.2	-13.22	0	180	V

* - indicates frequency in CFR15.205/IC8.10Restricted Band

PK-U - U-NII: Maximum Peak

ADR - U-NII AD primary method, RMS average

UL VERIFICATION SERVICES INC. FORM NO: CCSUP4701J
47173 BENICIA STREET, FREMONT, CA 94538, USA TEL: (510) 771-1000 FAX: (510) 661-0888
This report shall not be reproduced except in full, without the written approval of UL Verification Services Inc.

MID CHANNEL RESULTS

VERTICAL

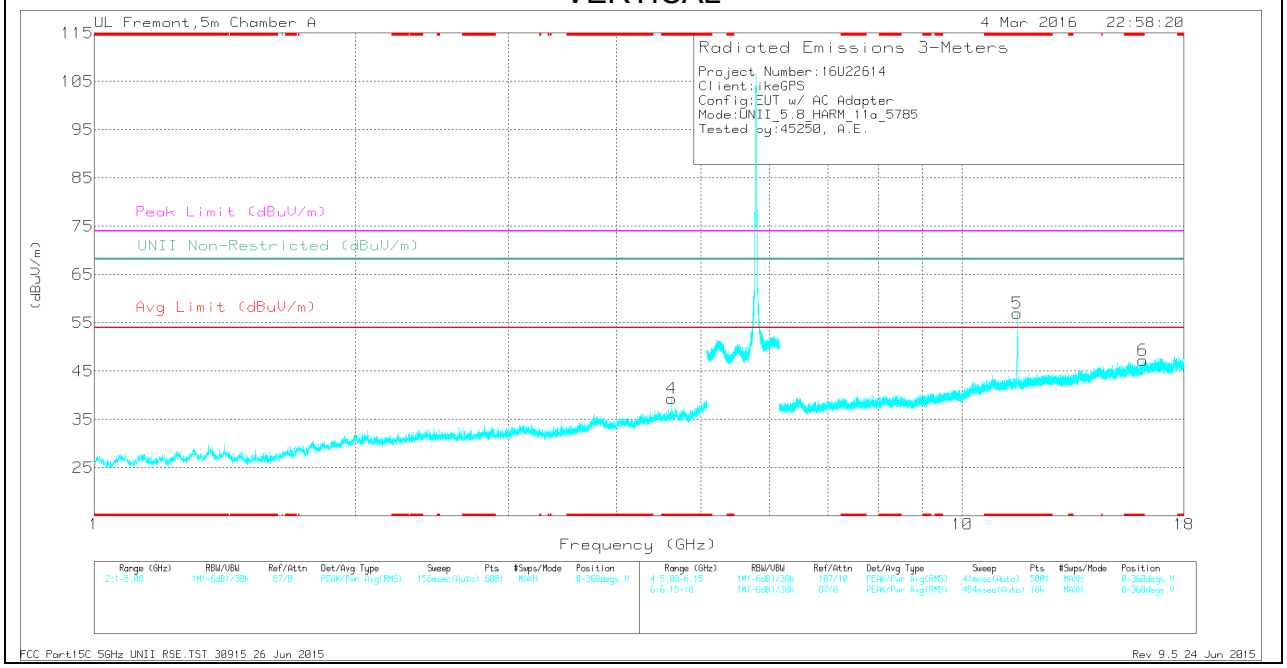

HORIZONTAL

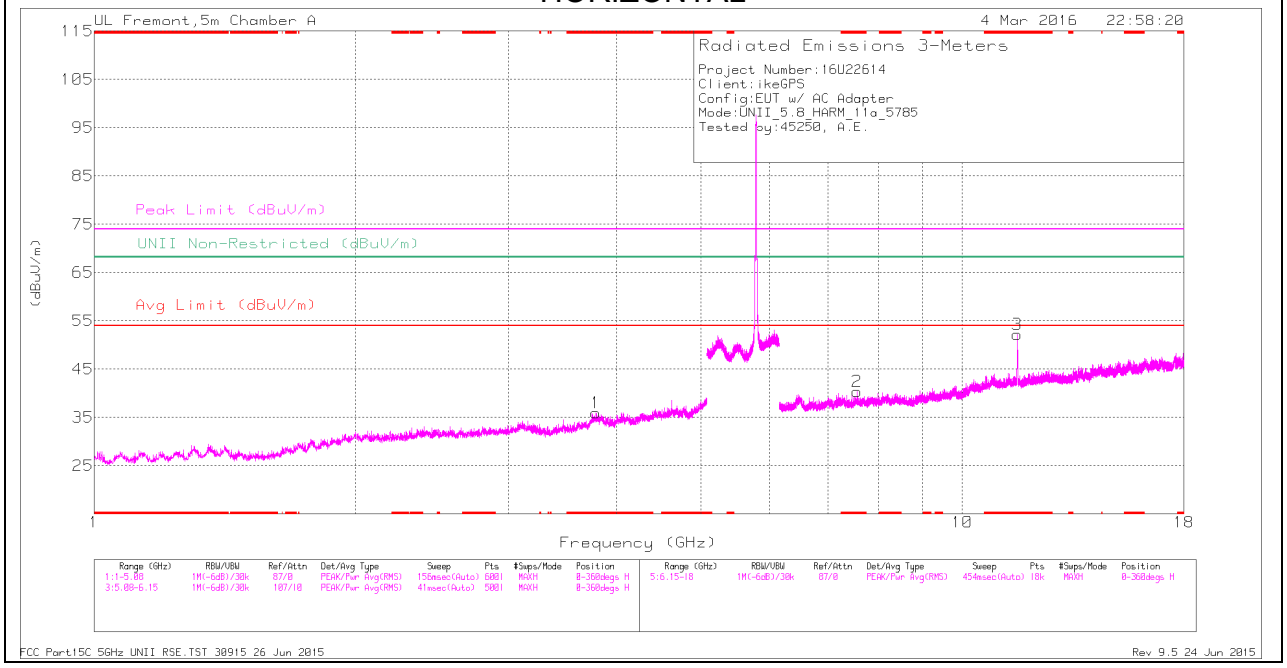

This report shall not be reproduced except in full, without the written approval of UL Verification Services Inc.

MID CHANNEL DATA

TRACE MARKERS

Marker	Frequency (GHz)	Meter Reading (dBuV)	Det	AF T346 (db/m)	Amp/Cbl/ Fltr/Pad (dB)	DC Corr (dB)	Corrected Reading (dBuV/m)	Avg Limit (dBuV/m)	Margin (dB)	Peak Limit (dBuV/m)	PK Margin (dB)	UNII Non-Restricted (dBuV/m)	PK Margin (dB)	Azimuth (Degs)	Height (cm)	Polarity
1	* 3.784	33.9	Pk	33.6	-31.5	0	36	-	-	74	-38	-	-	0-360	201	H
4	* 4.628	34.7	Pk	34.4	-29.8	0	39.3	-	-	74	-34.7	-	-	0-360	200	V
2	* 7.567	30.16	Pk	35.9	-25.7	0	40.36	-	-	74	-33.64	-	-	0-360	100	H
3	* 11.572	36.69	Pk	38.3	-22.8	0	52.19	-	-	74	-21.81	-	-	0-360	100	H
5	* 11.572	41.47	Pk	38.3	-22.8	0	56.97	-	-	74	-17.03	-	-	0-360	100	V
6	* 16.155	28.85	Pk	40.7	-22.3	0	47.25	-	-	74	-26.75	-	-	0-360	200	V

PK - Peak detector

RADIATED EMISSIONS

Frequency (GHz)	Meter Reading (dBuV)	Det	AF T346 (db/m)	Amp/Cbl/Fl tr/Pad (dB)	DC Corr (dB)	Corrected Reading (dBuV/m)	Avg Limit (dBuV/m)	Margin (dB)	Peak Limit (dBuV/m)	PK Margin (dB)	UNII Non-Restricted (dBuV/m)	PK Margin (dB)	Azimuth (Degs)	Height (cm)	Polarity
* 3.782	41.71	PK-U	33.6	-31.5	0	43.81	-	-	74	-30.19	-	-	358	217	H
* 3.784	30.22	ADR	33.6	-31.5	0	32.32	54	-21.68	-	-	-	-	358	217	H
* 4.627	43.61	PK-U	34.4	-29.8	0	48.21	-	-	74	-25.79	-	-	339	229	V
* 4.628	34.77	ADR	34.4	-29.8	0	39.37	54	-14.63	-	-	-	-	339	229	V
* 7.568	36.85	PK-U	35.9	-25.7	0	47.05	-	-	74	-26.95	-	-	292	184	H
* 7.566	25.94	ADR	35.9	-25.7	0	36.14	54	-17.86	-	-	-	-	292	184	H
* 11.571	41.85	PK-U	38.3	-22.8	0	57.35	-	-	74	-16.65	-	-	71	100	H
* 11.572	30.57	ADR	38.3	-22.8	0	46.07	54	-7.93	-	-	-	-	71	100	H
* 11.571	50.01	PK-U	38.3	-22.8	0	65.51	-	-	74	-8.49	-	-	332	100	V
* 11.57	38.44	ADR	38.3	-22.8	0	53.94	54	-.06	-	-	-	-	332	100	V
* 16.153	36.34	PK-U	40.7	-22.4	0	54.64	-	-	74	-19.36	-	-	201	124	V
* 16.153	24.94	ADR	40.7	-22.4	0	43.24	54	-10.76	-	-	-	-	201	124	V

* - indicates frequency in CFR15.205/IC8.10 Restricted Band

PK-U - U-NII: Maximum Peak

ADR - U-NII AD primary method, RMS average

UL VERIFICATION SERVICES INC. FORM NO: CCSUP4701J
47173 BENICIA STREET, FREMONT, CA 94538, USA TEL: (510) 771-1000 FAX: (510) 661-0888
This report shall not be reproduced except in full, without the written approval of UL Verification Services Inc.

HIGH CHANNEL RESULTS

VERTICAL

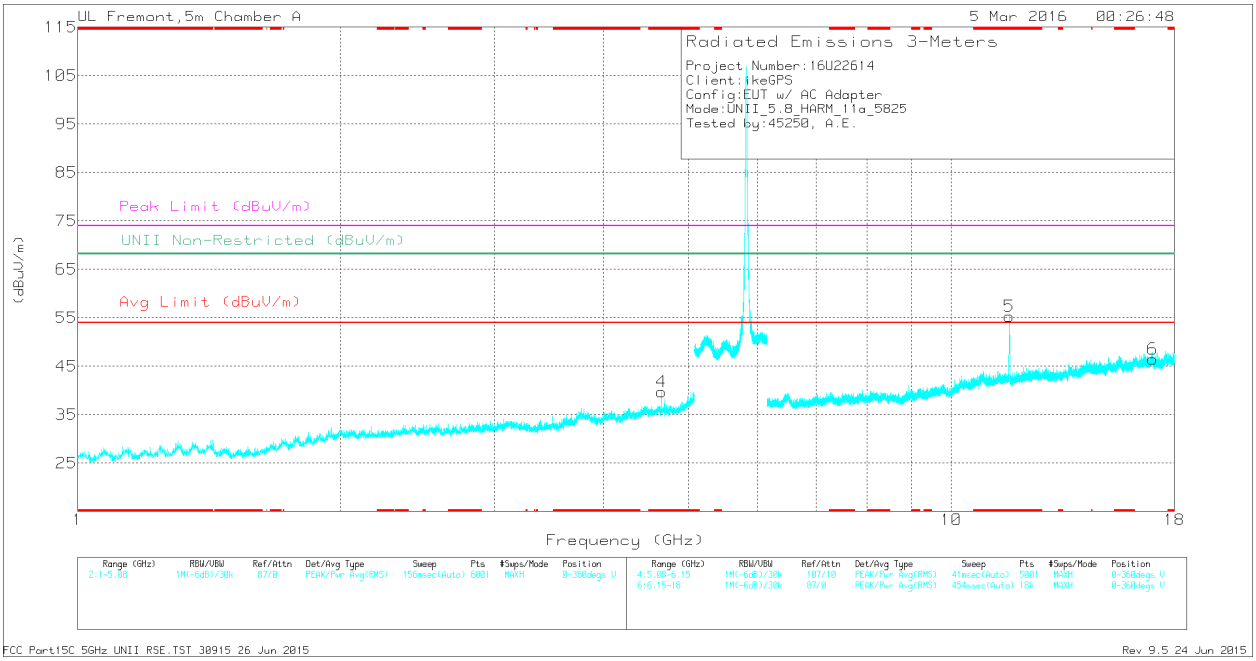

HORIZONTAL

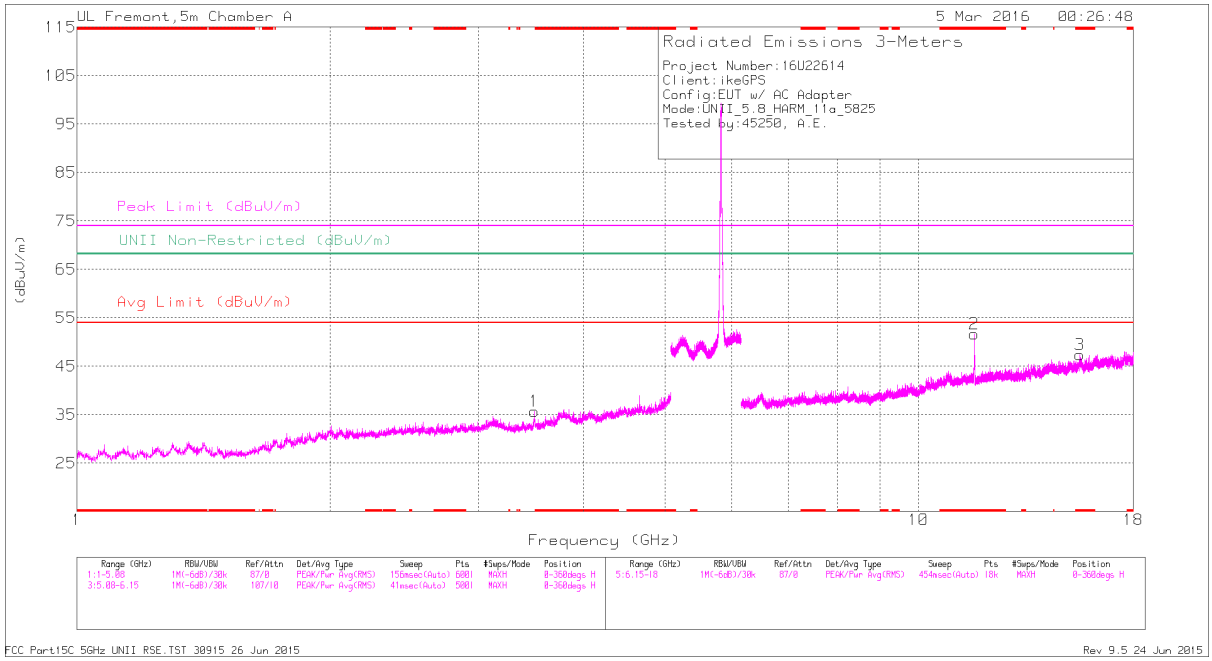

This report shall not be reproduced except in full, without the written approval of UL Verification Services Inc.

HIGH CHANNEL DATA

TRACE MARKERS

Marker	Frequency (GHz)	Meter Reading (dBuV)	Det	AF T346 (db/m)	Amp/Cbl/ Fltr/Pad (dB)	DC Corr (dB)	Corrected Reading (dBuV/m)	Avg Limit (dBuV/m)	Margin (dB)	Peak Limit (dBuV/m)	PK Margin (dB)	UNII Non-Restricted (dBuV/m)	PK Margin (dB)	Azimuth (Degs)	Height (cm)	Polarity
4	* 4.66	35.4	Pk	34.4	-30.1	0	39.7	-	-	74	-34.3	-	-	0-360	201	V
2	* 11.653	35.72	Pk	38.4	-22.4	0	51.72	-	-	74	-22.28	-	-	0-360	100	H
3	* 15.558	28.33	Pk	40.1	-21	0	47.43	-	-	74	-26.57	-	-	0-360	201	H
5	* 11.645	39.32	Pk	38.4	-22.4	0	55.32	-	-	74	-18.68	-	-	0-360	100	V
1	3.498	35.01	Pk	33	-32.3	0	35.71	-	-	-	-	68.2	-32.49	0-360	201	H
6	17.001	27.53	Pk	41.4	-22.5	0	46.43	-	-	-	-	68.2	-21.77	0-360	100	V

PK - Peak detector

RADIATED EMISSIONS

Frequency (GHz)	Meter Reading (dBuV)	Det	AF T346 (db/m)	Amp/Cbl/Fl tr/Pad (dB)	DC Corr (dB)	Corrected Reading (dBuV/m)	Avg Limit (dBuV/m)	Margin (dB)	Peak Limit (dBuV/m)	PK Margin (dB)	UNII Non-Restricted (dBuV/m)	PK Margin (dB)	Azimuth (Degs)	Height (cm)	Polarity
* 4.66	43.04	PK-U	34.4	-30.1	0	47.34	-	-	74	-26.66	-	-	330	231	V
* 4.66	34.01	ADR	34.4	-30.1	0	38.31	54	-15.69	-	-	-	-	330	231	V
* 11.651	43.89	PK-U	38.4	-22.4	0	59.89	-	-	74	-14.11	-	-	142	335	H
* 11.651	32.72	ADR	38.4	-22.4	0	48.72	54	-5.28	-	-	-	-	142	335	H
* 15.558	35.79	PK-U	40.1	-21	0	54.89	-	-	74	-19.11	-	-	177	272	H
* 15.559	24.58	ADR	40.1	-21	0	43.68	54	-10.32	-	-	-	-	177	272	H
* 11.643	48.24	PK-U	38.4	-22.4	0	64.24	-	-	74	-9.76	-	-	330	118	V
* 11.647	37.86	ADR	38.4	-22.4	0	53.86	54	-.14	-	-	-	-	330	118	V
3.499	42.09	PK-U	33	-32.3	0	42.79	-	-	-	-	68.2	-25.41	298	217	H
17.002	35.88	PK-U	41.4	-22.5	0	54.78	-	-	-	-	68.2	-13.42	161	100	V

* - indicates frequency in CFR15.205/IC8.10Restricted Band

PK-U - U-NII: Maximum Peak

ADR - U-NII AD primary method, RMS average

UL VERIFICATION SERVICES INC. FORM NO: CCSUP4701J
47173 BENICIA STREET, FREMONT, CA 94538, USA TEL: (510) 771-1000 FAX: (510) 661-0888
This report shall not be reproduced except in full, without the written approval of UL Verification Services Inc.

10.1.11. TX ABOVE 1 GHz 802.11n HT20 MODE IN THE 5.8 GHz BAND

RESTRICTED BANDEDGE (LOW CHANNEL)

HORIZONTAL RESULTS

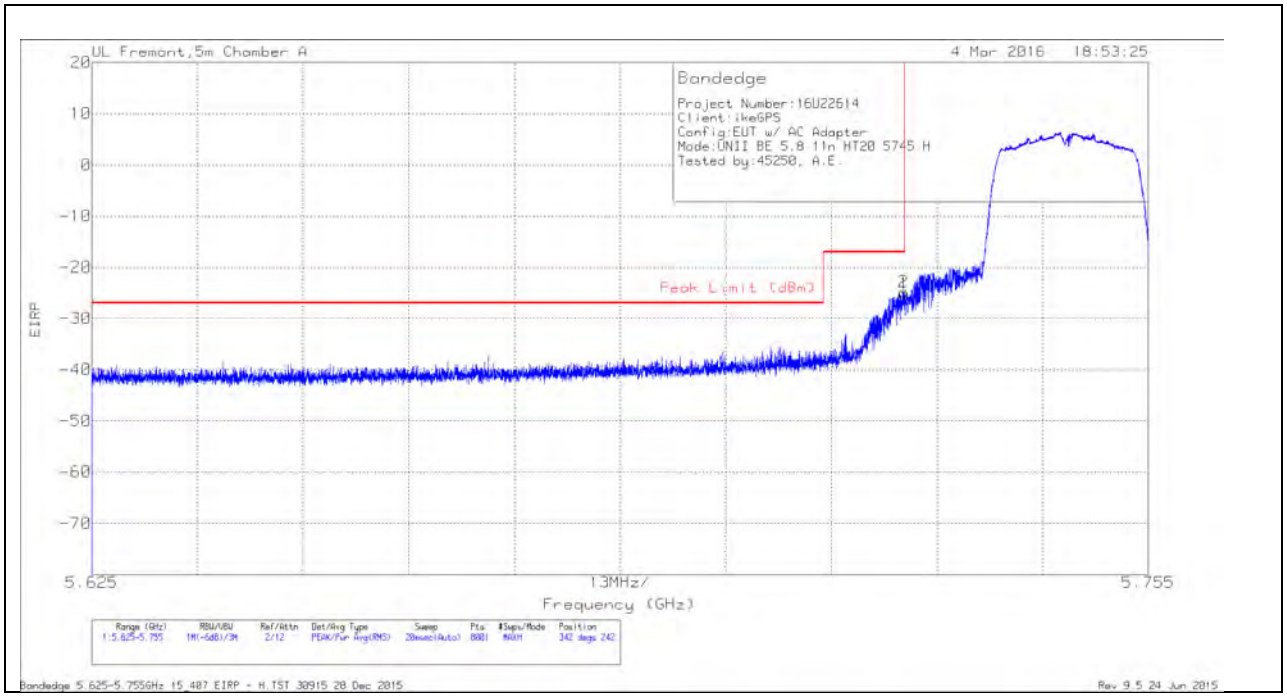

Trace Markers

Marker	Frequency (GHz)	Meter Reading (dBm)	Det	AF T346 (db/m)	Amp/Cbl/ Fltr/Pad (dB)	Conversion Factor (dB)	DC Corr (dB)	Corrected Reading EIRP	Peak Limit (dBm)	PK Margin (dB)	Azimuth (Degs)	Height (cm)	Polarity
1	5.725	-51.73	Pk	34.9	-20.1	11.8	0	-25.13	-17	-8.13	342	242	H
2	5.725	-51.34	Pk	34.9	-20.1	11.8	0	-24.74	-17	-7.74	342	242	H

Pk - Peak detector

UL VERIFICATION SERVICES INC. FORM NO: CCSUP4701J
47173 BENICIA STREET, FREMONT, CA 94538, USA TEL: (510) 771-1000 FAX: (510) 661-0888
This report shall not be reproduced except in full, without the written approval of UL Verification Services Inc.

VERTICAL RESULTS

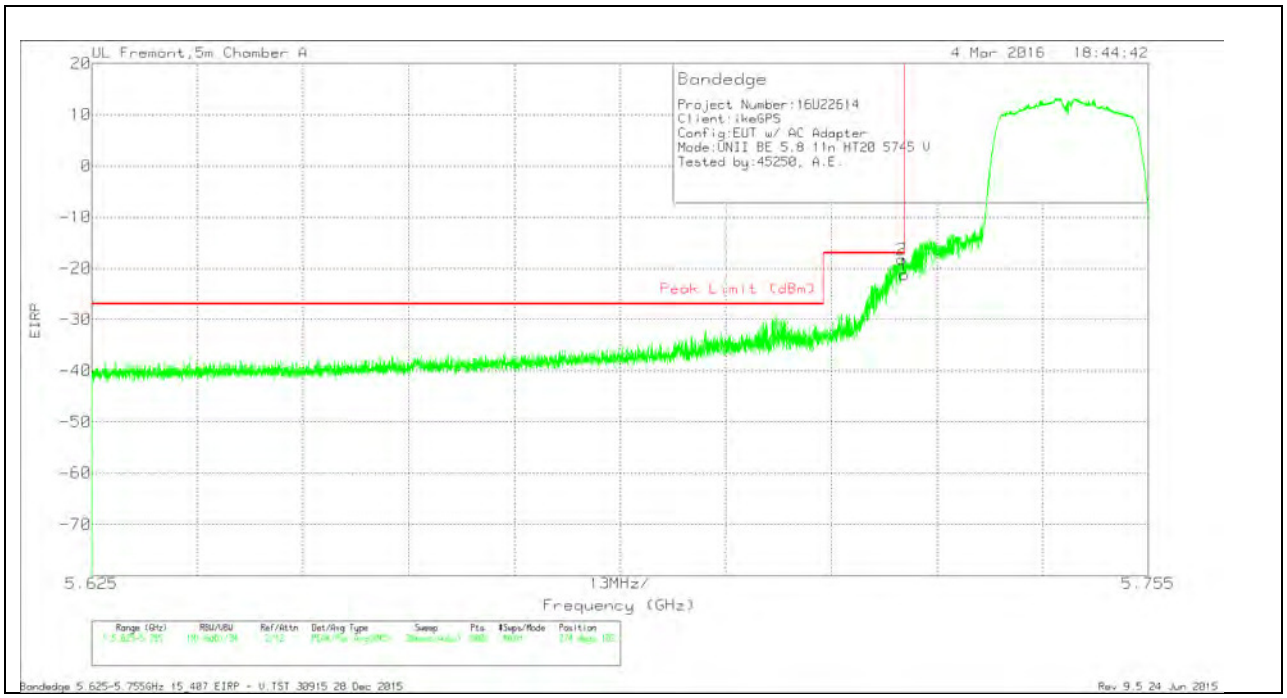

Trace Markers

Marker	Frequency (GHz)	Meter Reading (dBm)	Det	AF T346 (db/m)	Amp/Cbl/ Fltr/Pad (dB)	Conversion Factor (dB)	DC Corr (dB)	Corrected Reading EIRP	Peak Limit (dBm)	PK Margin (dB)	Azimuth (Degs)	Height (cm)	Polarity
1	5.725	-47.81	Pk	34.9	-20.1	11.8	0	-21.21	-17	-4.21	274	102	V
2	5.725	-44.87	Pk	34.9	-20.1	11.8	0	-18.27	-17	-1.27	274	102	V

Pk - Peak detector

This report shall not be reproduced except in full, without the written approval of UL Verification Services Inc.

AUTHORIZED BANDEDGE (HIGH CHANNEL)

HORIZONTAL RESULTS

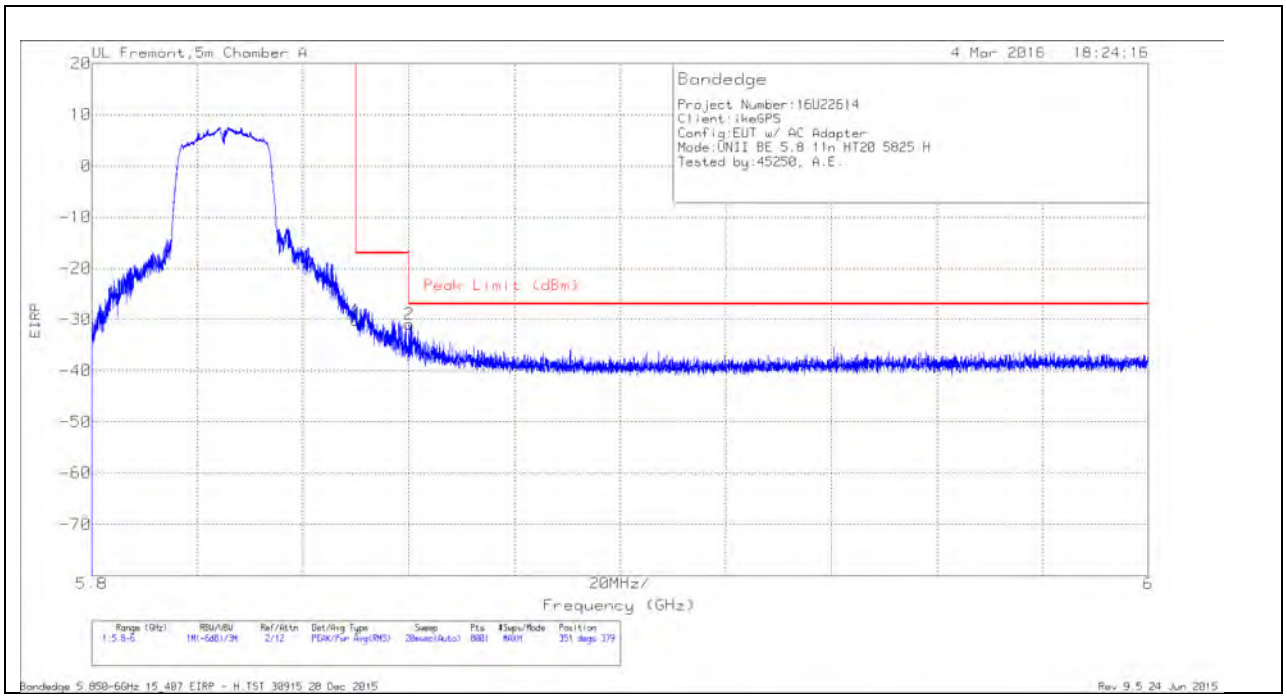

Trace Markers

Marker	Frequency (GHz)	Meter Reading (dBm)	Det	AF T346 (db/m)	Amp/Cbl/ Fltr/Pad (dB)	Conversion Factor (dB)	DC Corr (dB)	Corrected Reading EIRP	Peak Limit (dBm)	PK Margin (dB)	Azimuth (Degs)	Height (cm)	Polarity
1	5.85	-57.41	Pk	35.1	-19.7	11.8	0	-30.21	-17	-13.21	351	379	H
2	5.86	-57.99	Pk	35.1	-19.8	11.8	0	-30.89	-27	-3.89	351	379	H

Pk - Peak detector

This report shall not be reproduced except in full, without the written approval of UL Verification Services Inc.

VERTICAL RESULTS

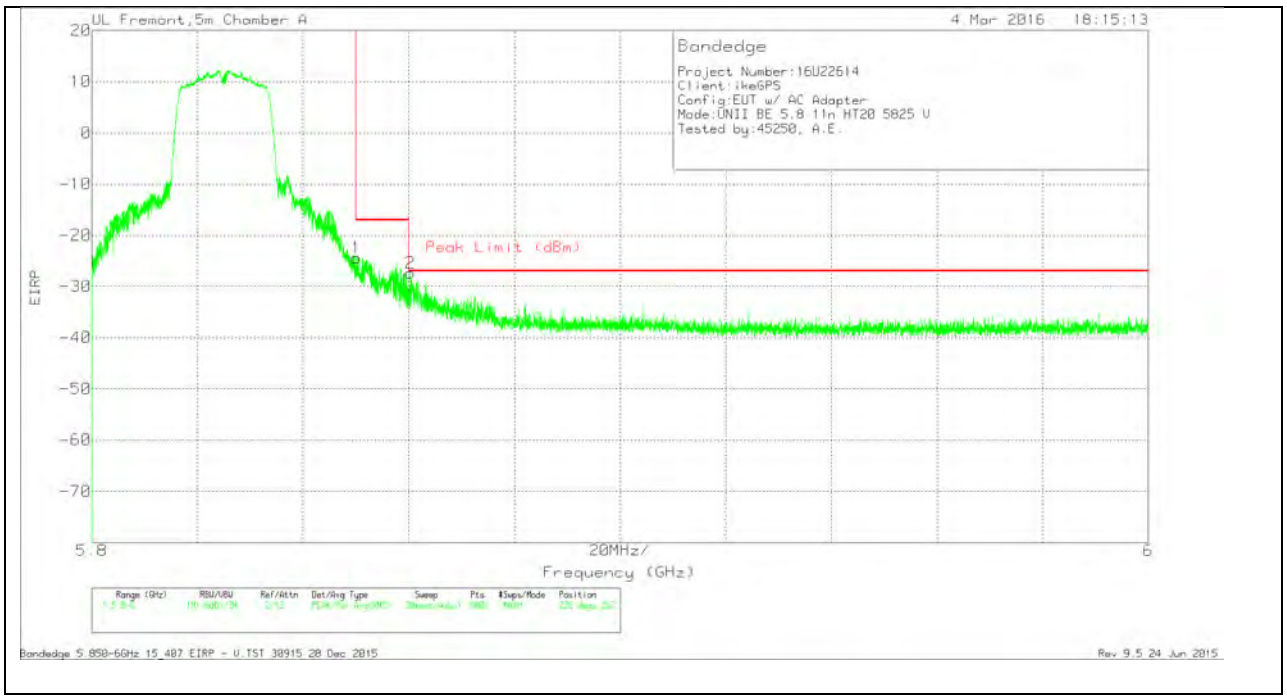

Trace Markers

Marker	Frequency (GHz)	Meter Reading (dBm)	Det	AF T346 (db/m)	Amp/Cbl/ Fltr/Pad (dB)	Conversion Factor (dB)	DC Corr (dB)	Corrected Reading EIRP	Peak Limit (dBm)	PK Margin (dB)	Azimuth (Degs)	Height (cm)	Polarity
1	5.85	-51.61	Pk	35.1	-19.7	11.8	0	-24.41	-17	-7.41	228	262	V
2	5.86	-54.46	Pk	35.1	-19.8	11.8	0	-27.36	-27	-.36	228	262	V

Pk - Peak detector

This report shall not be reproduced except in full, without the written approval of UL Verification Services Inc.

HARMONICS AND SPURIOUS EMISSIONS

LOW CHANNEL RESULTS

VERTICAL

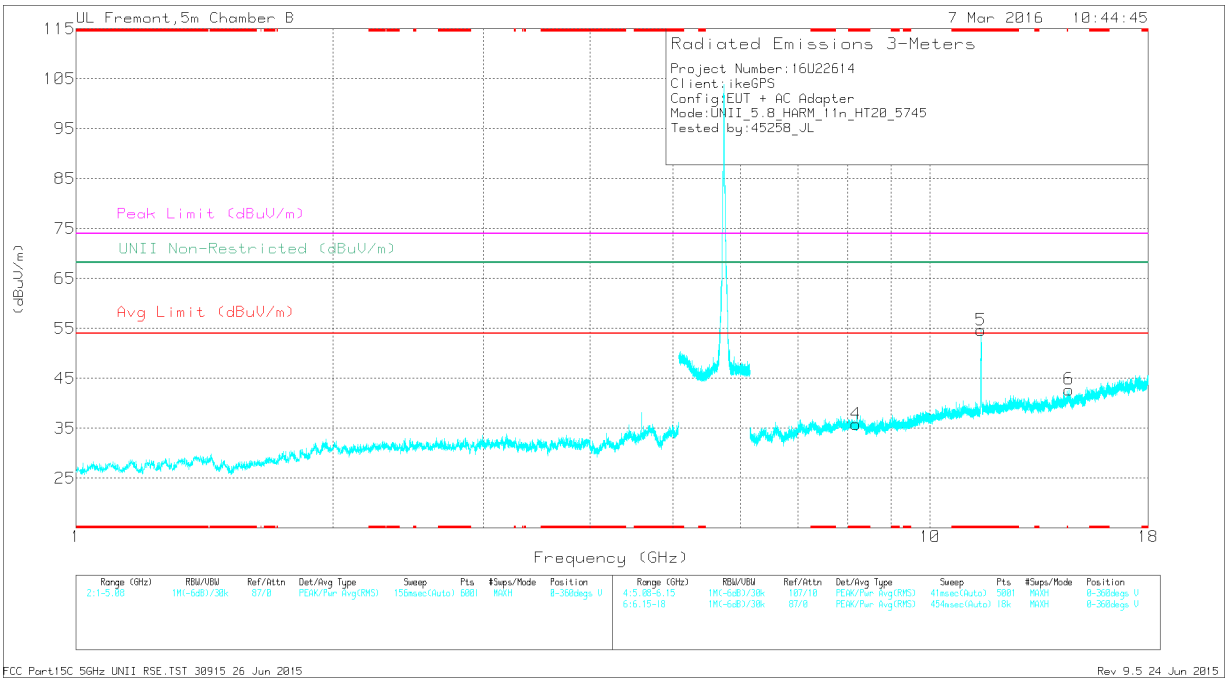

HORIZONTAL

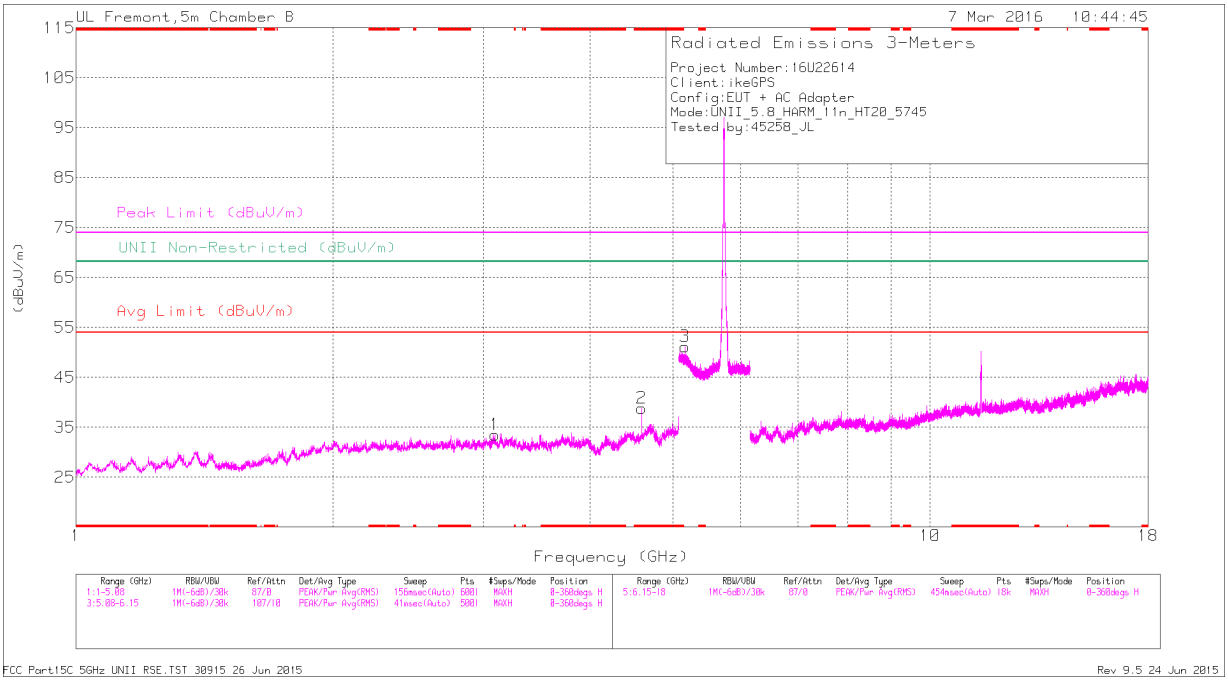

This report shall not be reproduced except in full, without the written approval of UL Verification Services Inc.

LOW CHANNEL DATA

TRACE MARKERS

Marker	Frequency (GHz)	Meter Reading (dBuV)	Det	AF T344 (dB/m)	Amp/Cbl/ Fltr/Pad (dB)	DC Corr (dB)	Corrected Reading (dBuV/m)	Avg Limit (dBuV/m)	Margin (dB)	Peak Limit (dBuV/m)	PK Margin (dB)	UNII Non-Restricted (dBuV/m)	PK Margin (dB)	Azimuth (Degs)	Height (cm)	Polarity
2	* 4.596	36.53	Pk	34.1	-31.8	0	38.83	-	-	74	-35.17	-	-	0-360	101	H
4	* 8.191	29.17	Pk	35.8	-29.1	0	35.87	-	-	74	-38.13	-	-	0-360	102	V
5	* 11.468	42.11	Pk	38.1	-25.5	0	54.71	-	-	74	-19.29	-	-	0-360	102	V
1	3.092	33.7	Pk	33.2	-33.4	0	33.5	-	-	-	-	68.2	-34.7	0-360	101	H
3	5.165	35.8	Pk	34.3	-18.9	0	51.2	-	-	-	-	68.2	-17	0-360	101	H
6	14.528	26.38	Pk	39.6	-23.2	0	42.78	-	-	-	-	68.2	-25.42	0-360	102	V

PK - Peak detector

RADIATED EMISSIONS

Frequency (GHz)	Meter Reading (dBuV)	Det	AF T344 (dB/m)	Amp/Cbl/Fl tr/Pad (dB)	DC Corr (dB)	Corrected Reading (dBuV/m)	Avg Limit (dBuV/m)	Margin (dB)	Peak Limit (dBuV/m)	PK Margin (dB)	UNII Non-Restricted (dBuV/m)	PK Margin (dB)	Azimuth (Degs)	Height (cm)	Polarity
* 4.597	41.72	PK-U	34.1	-31.8	0	44.02	-	-	74	-29.98	-	-	67	220	H
* 4.596	32.53	ADR	34.1	-31.8	0	34.83	54	-19.17	-	-	-	-	67	220	H
* 8.19	37.19	PK-U	35.8	-29.1	0	43.89	-	-	74	-30.11	-	-	151	165	V
* 8.191	25.91	ADR	35.8	-29.1	0	32.61	54	-21.39	-	-	-	-	151	165	V
* 11.468	51.05	PK-U	38.1	-25.5	0	63.65	-	-	74	-10.35	-	-	266	142	V
* 11.47	39.82	ADR	38.1	-25.5	0	52.42	54	-1.58	-	-	-	-	266	142	V
3.093	42.03	PK-U	33.2	-33.4	0	41.83	-	-	-	-	68.2	-26.37	25	148	H
5.165	41.67	PK-U	34.3	-19	0	56.97	-	-	-	-	68.2	-11.23	127	154	H
14.528	33.25	PK-U	39.6	-23.2	0	49.65	-	-	-	-	68.2	-18.55	221	176	V

* - indicates frequency in CFR15.205/IC8.10 Restricted Band

PK-U - U-NII: Maximum Peak

ADR - U-NII AD primary method, RMS average

UL VERIFICATION SERVICES INC. FORM NO: CCSUP4701J
47173 BENICIA STREET, FREMONT, CA 94538, USA TEL: (510) 771-1000 FAX: (510) 661-0888
This report shall not be reproduced except in full, without the written approval of UL Verification Services Inc.

MID CHANNEL RESULTS

VERTICAL

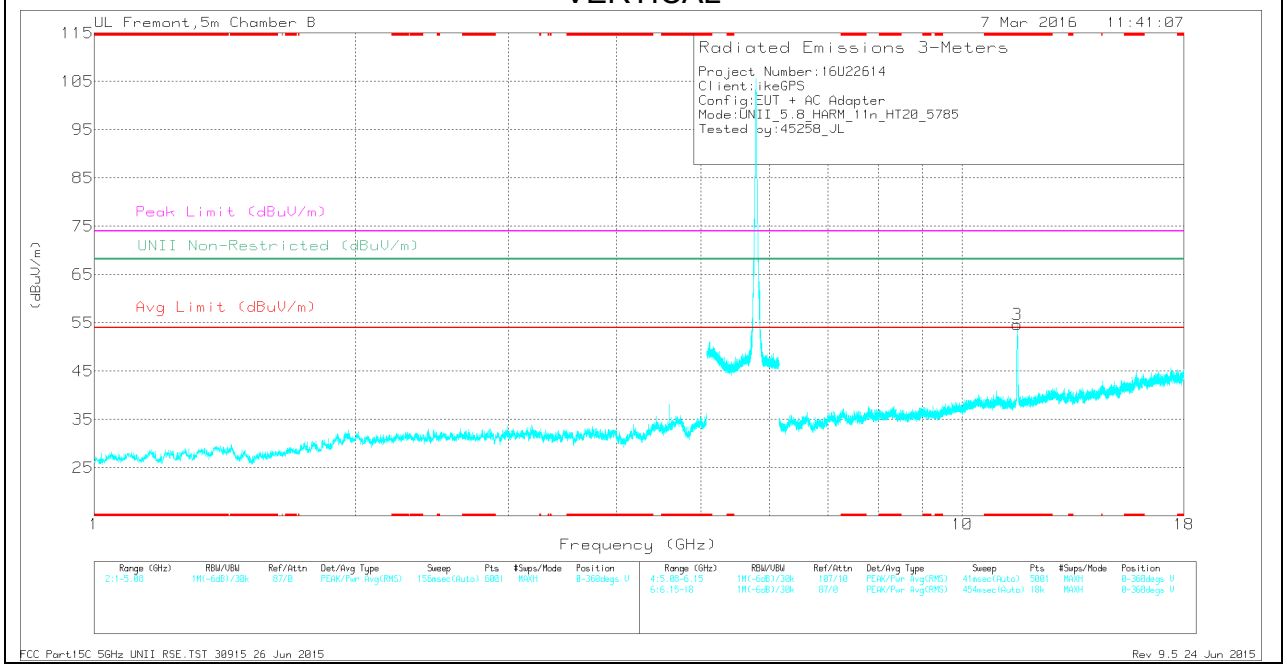

HORIZONTAL

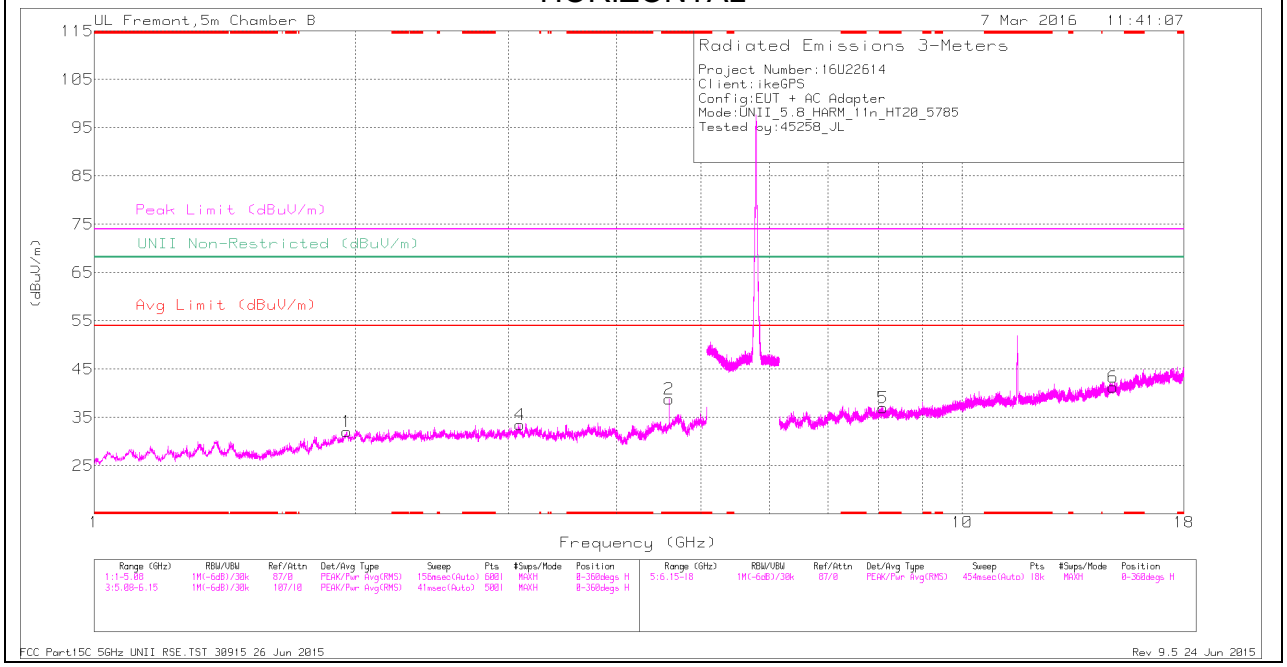

This report shall not be reproduced except in full, without the written approval of UL Verification Services Inc.

MID CHANNEL DATA

TRACE MARKERS

Marker	Frequency (GHz)	Meter Reading (dBuV)	Det	AF T344 (dB/m)	Amp/Cbl/ Fltr/Pad (dB)	DC Corr (dB)	Corrected Reading (dBuV/m)	Avg Limit (dBuV/m)	Margin (dB)	Peak Limit (dBuV/m)	PK Margin (dB)	UNII Non-Restricted (dBuV/m)	PK Margin (dB)	Azimuth (Degs)	Height (cm)	Polarity
2	* 4.596	36.53	Pk	34.1	-31.8	0	38.83	-	-	74	-35.17	-	-	0-360	101	H
5	* 8.103	29.93	Pk	35.7	-28.6	0	37.03	-	-	74	-36.97	-	-	0-360	200	H
3	* 11.568	41.11	Pk	38.1	-24.6	0	54.61	-	-	74	-19.39	-	-	0-360	101	V
1	1.953	34.68	Pk	31.2	-33.8	0	32.08	-	-	-	-	68.2	-36.12	0-360	199	H
4	3.092	33.7	Pk	33.2	-33.4	0	33.5	-	-	-	-	68.2	-34.7	0-360	101	H
6	14.918	25.42	Pk	39.9	-24	0	41.32	-	-	-	-	68.2	-26.88	0-360	102	H

PK - Peak detector

RADIATED EMISSIONS

Frequency (GHz)	Meter Reading (dBuV)	Det	AF T344 (dB/m)	Amp/Cbl/Fl tr/Pad (dB)	DC Corr (dB)	Corrected Reading (dBuV/m)	Avg Limit (dBuV/m)	Margin (dB)	Peak Limit (dBuV/m)	PK Margin (dB)	UNII Non-Restricted (dBuV/m)	PK Margin (dB)	Azimuth (Degs)	Height (cm)	Polarity
* 4.594	37.43	PK-U	34.1	-31.9	0	39.63	-	-	74	-34.37	-	-	199	205	H
* 4.597	25.22	ADR	34.1	-31.8	0	27.52	54	-26.48	-	-	-	-	199	205	H
* 8.104	36.67	PK-U	35.7	-28.6	0	43.77	-	-	74	-30.23	-	-	55	211	H
* 8.105	25.72	ADR	35.7	-28.6	0	32.82	54	-21.18	-	-	-	-	55	211	H
* 11.568	49.92	PK-U	38.1	-24.6	0	63.42	-	-	74	-10.58	-	-	271	198	V
* 11.57	39.03	ADR	38.1	-24.6	0	52.53	54	-1.47	-	-	-	-	271	198	V
1.955	42.92	PK-U	31.3	-33.7	0	40.52	-	-	-	-	68.2	-27.68	332	125	H
3.091	40.63	PK-U	33.2	-33.4	0	40.43	-	-	-	-	68.2	-27.77	268	172	H
14.918	34.23	PK-U	39.9	-24	0	50.13	-	-	-	-	68.2	-18.07	287	164	H

* - indicates frequency in CFR15.205/IC8.10 Restricted Band

PK-U - U-NII: Maximum Peak

ADR - U-NII AD primary method, RMS average

UL VERIFICATION SERVICES INC. FORM NO: CCSUP4701J
47173 BENICIA STREET, FREMONT, CA 94538, USA TEL: (510) 771-1000 FAX: (510) 661-0888
This report shall not be reproduced except in full, without the written approval of UL Verification Services Inc.

HIGH CHANNEL RESULTS

VERTICAL

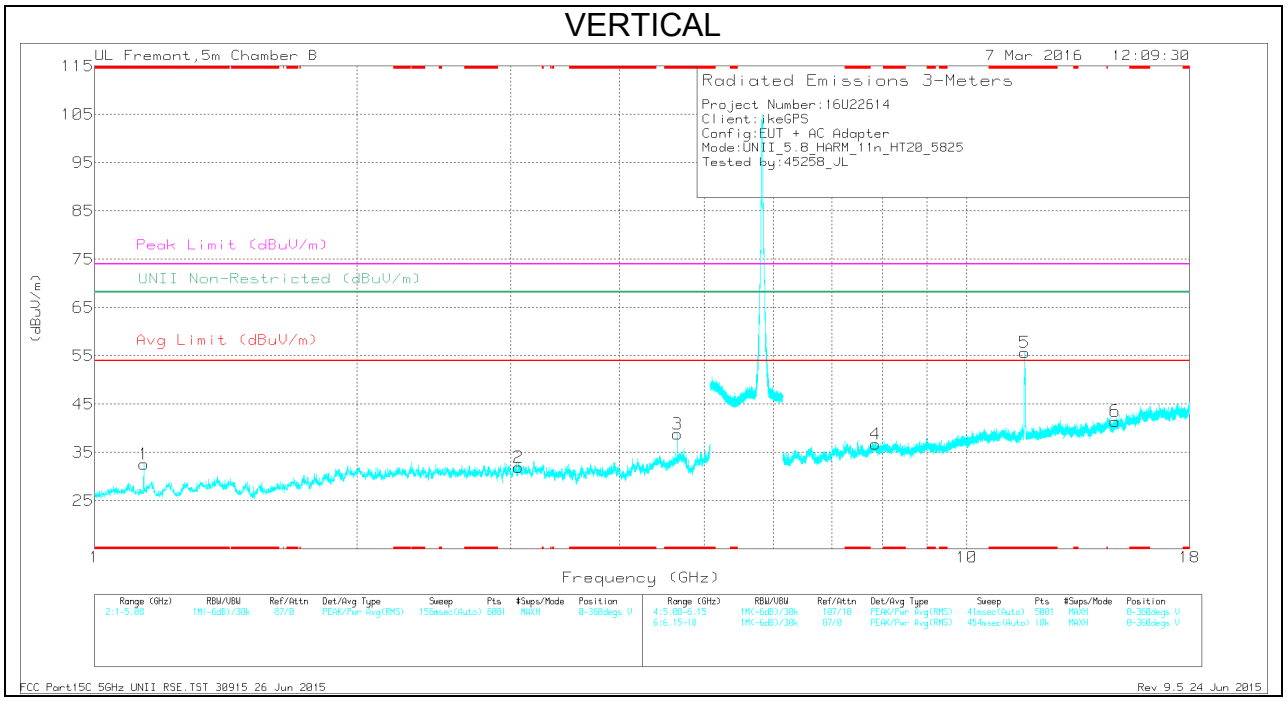

HORIZONTAL

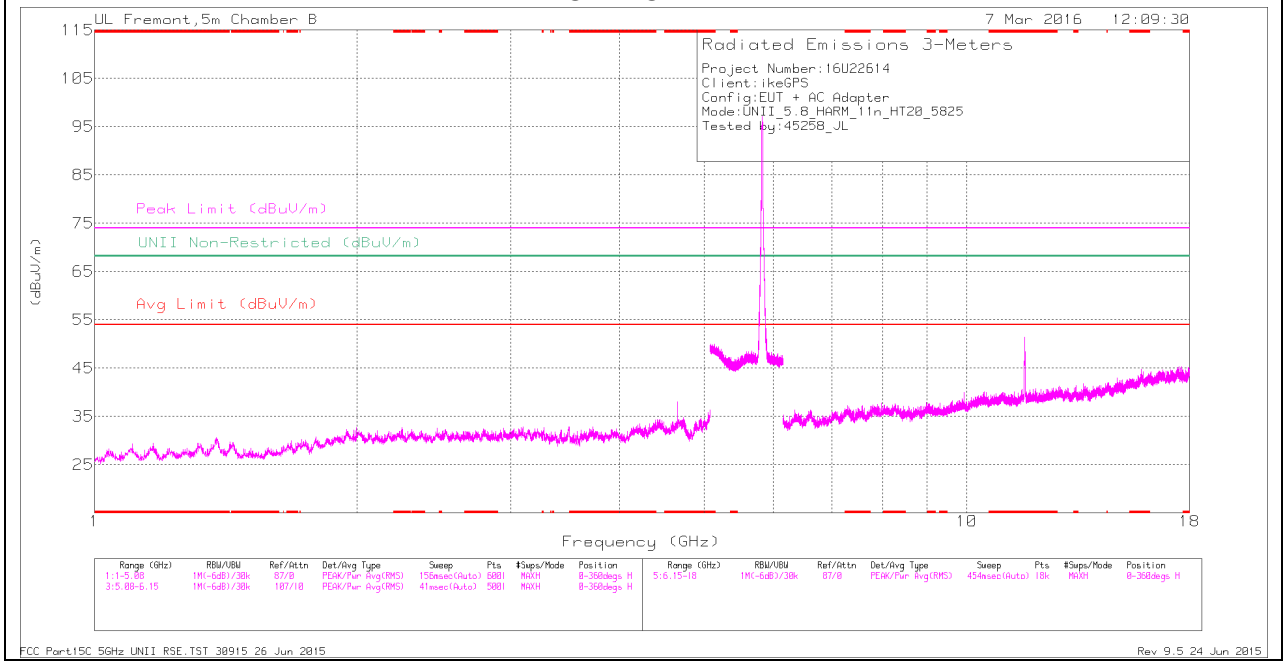

This report shall not be reproduced except in full, without the written approval of UL Verification Services Inc.

HIGH CHANNEL DATA

TRACE MARKERS

Marker	Frequency (GHz)	Meter Reading (dBuV)	Det	AF T344 (dB/m)	Amp/Cbl/ Fltr/Pad (dB)	DC Corr (dB)	Corrected Reading (dBuV/m)	Avg Limit (dBuV/m)	Margin (dB)	Peak Limit (dBuV/m)	PK Margin (dB)	UNII Non-Restricted (dBuV/m)	PK Margin (dB)	Azimuth (Degs)	Height (cm)	Polarity
1	* 1.139	39.93	Pk	28.1	-35.5	0	32.53	-	-	74	-41.47	-	-	0-360	200	V
3	* 4.66	35.74	Pk	34.1	-31	0	38.84	-	-	74	-35.16	-	-	0-360	200	V
5	* 11.65	42.32	Pk	38.2	-24.8	0	55.72	-	-	74	-18.28	-	-	0-360	101	V
2	3.06	32.44	Pk	33	-33.5	0	31.94	-	-	-	-	68.2	-36.26	0-360	200	V
4	7.856	29.6	Pk	35.8	-28.7	0	36.7	-	-	-	-	68.2	-31.5	0-360	101	V
6	14.792	25.48	Pk	39.9	-23.9	0	41.48	-	-	-	-	68.2	-26.72	0-360	101	V

PK - Peak detector

RADIATED EMISSIONS

Frequency (GHz)	Meter Reading (dBuV)	Det	AF T344 (dB/m)	Amp/Cbl/Fl tr/Pad (dB)	DC Corr (dB)	Corrected Reading (dBuV/m)	Avg Limit (dBuV/m)	Margin (dB)	Peak Limit (dBuV/m)	PK Margin (dB)	UNII Non-Restricted (dBuV/m)	PK Margin (dB)	Azimuth (Degs)	Height (cm)	Polarity
* 1.137	43.08	PK-U	28.1	-35.5	0	35.68	-	-	74	-38.32	-	-	271	135	V
* 1.141	31.47	ADR	28.1	-35.5	0	24.07	54	-29.93	-	-	-	-	271	135	V
* 4.658	36.41	PK-U	34.1	-31	0	39.51	-	-	74	-34.49	-	-	165	196	V
* 4.66	25.3	ADR	34.1	-31	0	28.4	54	-25.6	-	-	-	-	165	196	V
* 11.648	51.06	PK-U	38.2	-24.8	0	64.46	-	-	74	-9.54	-	-	250	124	V
* 11.65	39.85	ADR	38.2	-24.8	0	53.25	54	-.75	-	-	-	-	250	124	V
3.061	40.44	PK-U	33	-33.5	0	39.94	-	-	-	-	68.2	-28.26	86	175	V
7.856	37.49	PK-U	35.8	-28.7	0	44.59	-	-	-	-	68.2	-23.61	35	205	V
14.794	33.73	PK-U	39.9	-23.9	0	49.73	-	-	-	-	68.2	-18.47	323	217	V

* - indicates frequency in CFR15.205/IC8.10 Restricted Band

PK-U - U-NII: Maximum Peak

ADR - U-NII AD primary method, RMS average

UL VERIFICATION SERVICES INC. FORM NO: CCSUP4701J
47173 BENICIA STREET, FREMONT, CA 94538, USA TEL: (510) 771-1000 FAX: (510) 661-0888
This report shall not be reproduced except in full, without the written approval of UL Verification Services Inc.

10.1.12. TX ABOVE 1 GHz 802.11n HT40 MODE IN THE 5.8 GHz BAND

RESTRICTED BANDEDGE (LOW CHANNEL)

HORIZONTAL RESULTS

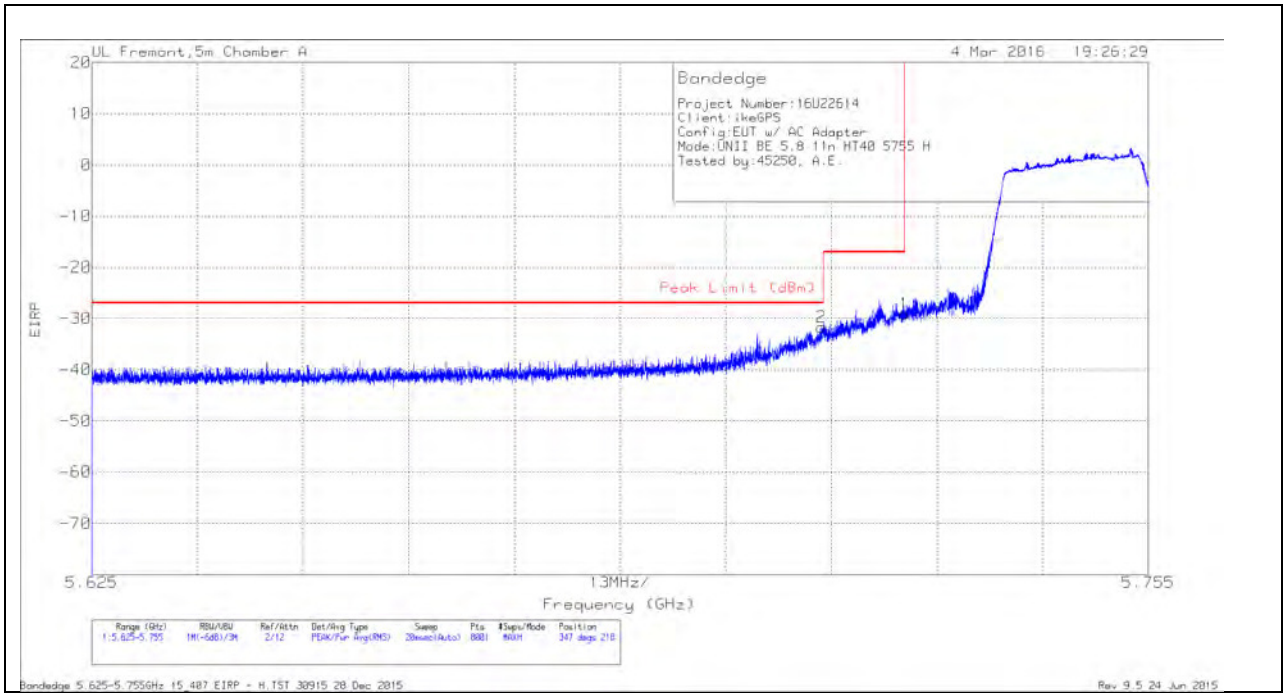

Trace Markers

Marker	Frequency (GHz)	Meter Reading (dBm)	Det	AF T346 (db/m)	Amp/Cbl/ Fltr/Pad (dB)	Conversion Factor (dB)	DC Corr (dB)	Corrected Reading EIRP	Peak Limit (dBm)	PK Margin (dB)	Azimuth (Degs)	Height (cm)	Polarity
2	5.715	-58.22	Pk	34.9	-20.1	11.8	0	-31.62	-27	-4.62	347	218	H
1	5.725	-55.71	Pk	34.9	-20.1	11.8	0	-29.11	-17	-12.11	347	218	H

Pk - Peak detector

UL VERIFICATION SERVICES INC. FORM NO: CCSUP4701J
47173 BENICIA STREET, FREMONT, CA 94538, USA TEL: (510) 771-1000 FAX: (510) 661-0888
This report shall not be reproduced except in full, without the written approval of UL Verification Services Inc.

VERTICAL RESULTS

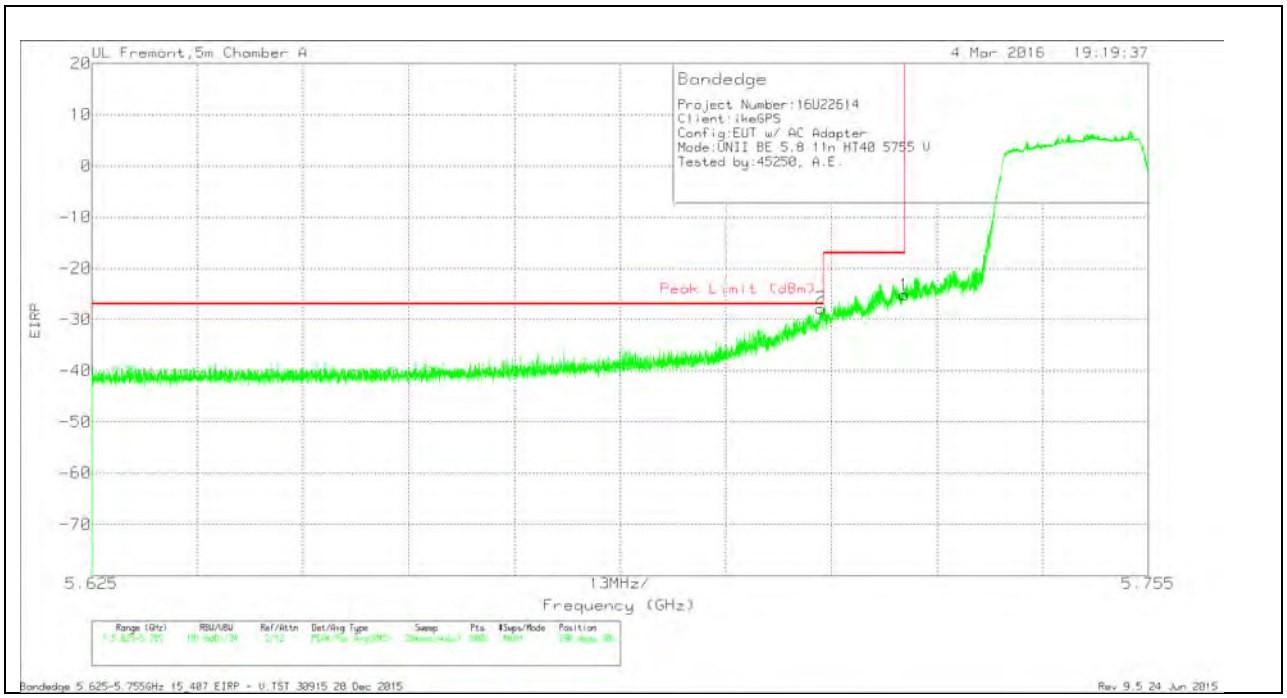

Trace Markers

Marker	Frequency (GHz)	Meter Reading (dBm)	Det	AF T346 (db/m)	Amp/Cbl/ Fltr/Pad (dB)	Conversion Factor (dB)	DC Corr (dB)	Corrected Reading EIRP	Peak Limit (dBm)	PK Margin (dB)	Azimuth (Degs)	Height (cm)	Polarity
2	5.715	-54.4	Pk	34.9	-20.1	11.8	0	-27.8	-27	-.8	290	306	V
1	5.725	-51.78	Pk	34.9	-20.1	11.8	0	-25.18	-17	-8.18	290	306	V

Pk - Peak detector

This report shall not be reproduced except in full, without the written approval of UL Verification Services Inc.

AUTHORIZED BANDEDGE (HIGH CHANNEL)

HORIZONTAL RESULTS

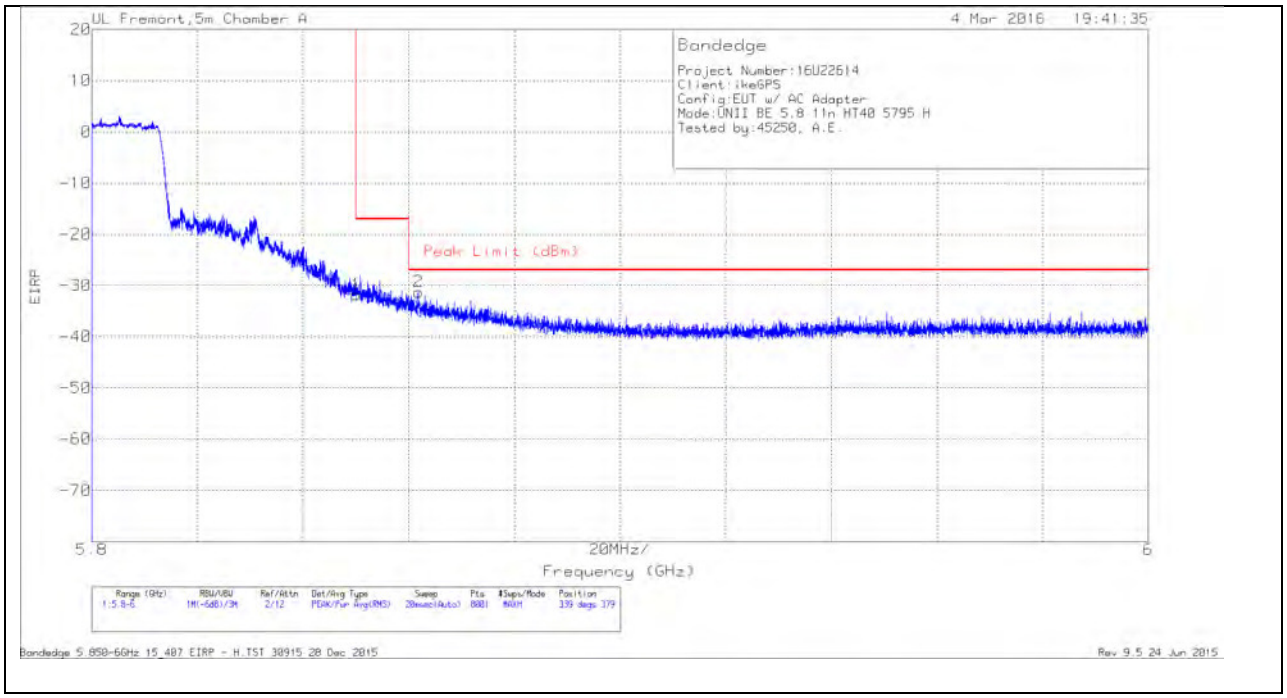

Trace Markers

Marker	Frequency (GHz)	Meter Reading (dBm)	Det	AF T346 (db/m)	Amp/Cbl/ Fltr/Pad (dB)	Conversion Factor (dB)	DC Corr (dB)	Corrected Reading EIRP	Peak Limit (dBm)	PK Margin (dB)	Azimuth (Degs)	Height (cm)	Polarity
1	5.85	-58.95	Pk	35.1	-19.7	11.8	0	-31.75	-17	-14.75	339	379	H
2	5.862	-58.34	Pk	35.1	-19.8	11.8	0	-31.24	-27	-4.24	339	379	H

Pk - Peak detector

UL VERIFICATION SERVICES INC. FORM NO: CCSUP4701J
47173 BENICIA STREET, FREMONT, CA 94538, USA TEL: (510) 771-1000 FAX: (510) 661-0888
This report shall not be reproduced except in full, without the written approval of UL Verification Services Inc.

VERTICAL RESULTS

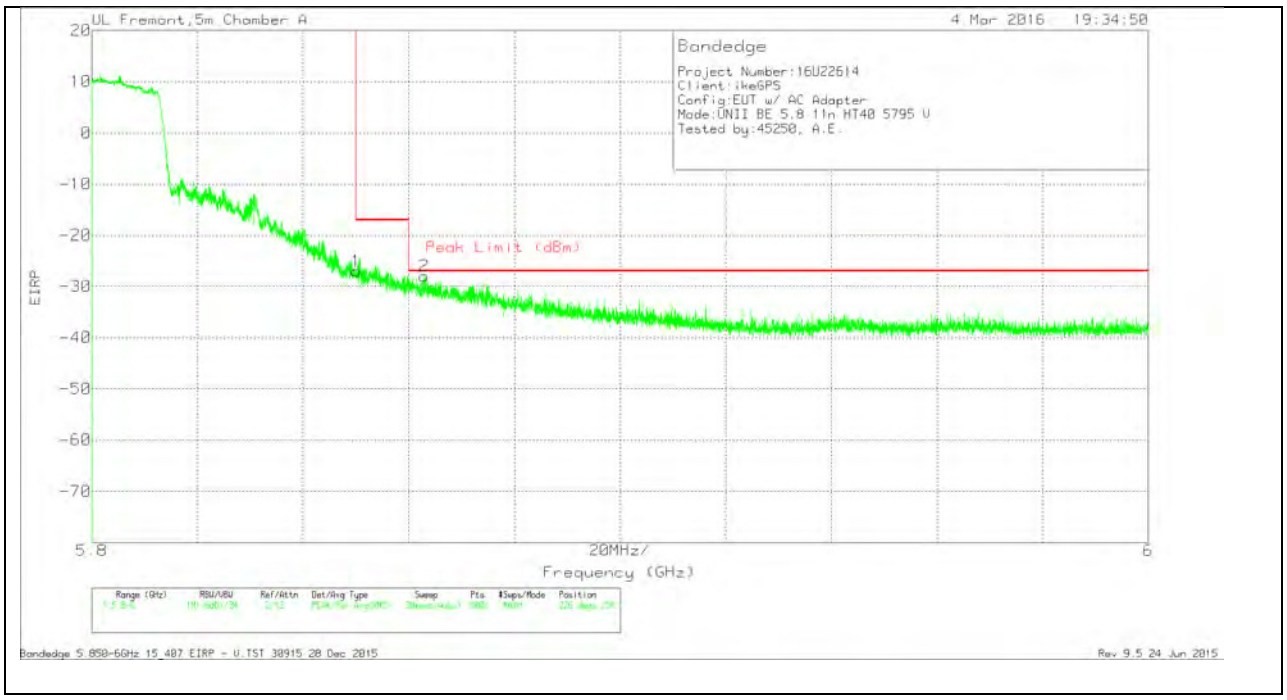

Trace Markers

Marker	Frequency (GHz)	Meter Reading (dBm)	Det	AF T346 (db/m)	Amp/Cbl/ Fltr/Pad (dB)	Conversion Factor (dB)	DC Corr (dB)	Corrected Reading EIRP	Peak Limit (dBm)	PK Margin (dB)	Azimuth (Degs)	Height (cm)	Polarity
1	5.85	-54.22	Pk	35.1	-19.7	11.8	0	-27.02	-17	-10.02	226	258	V
2	5.863	-55.05	Pk	35.1	-19.8	11.8	0	-27.95	-27	-.95	226	258	V

Pk - Peak detector

This report shall not be reproduced except in full, without the written approval of UL Verification Services Inc.

HARMONICS AND SPURIOUS EMISSIONS

LOW CHANNEL RESULTS

VERTICAL

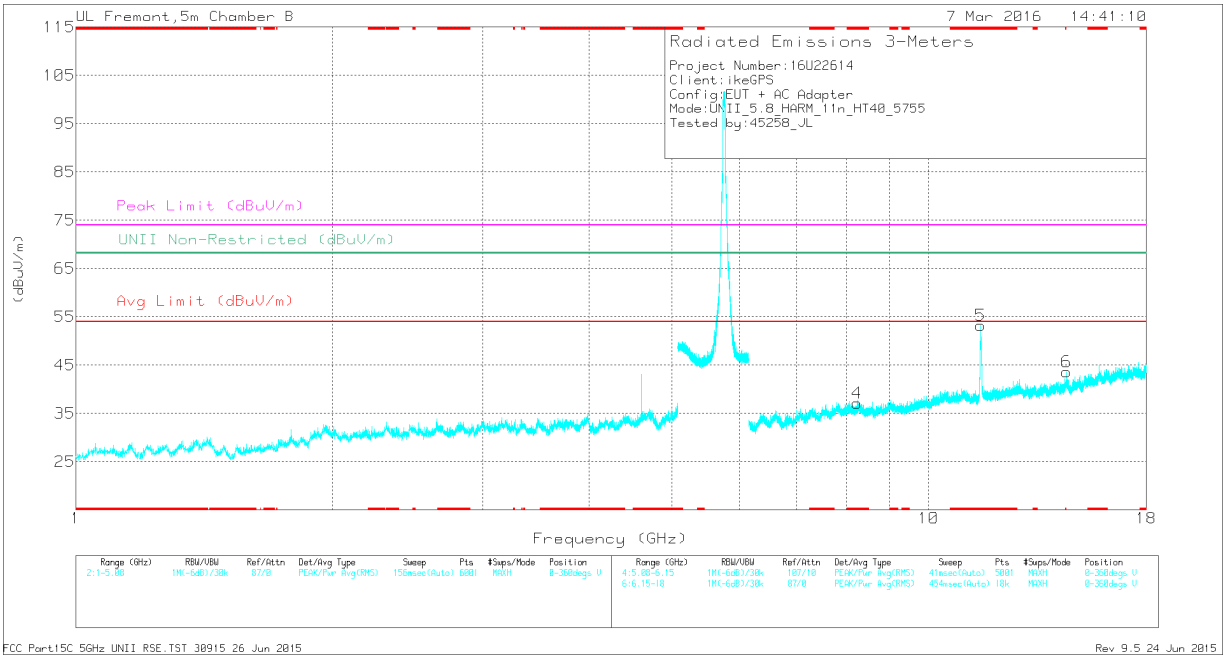

HORIZONTAL

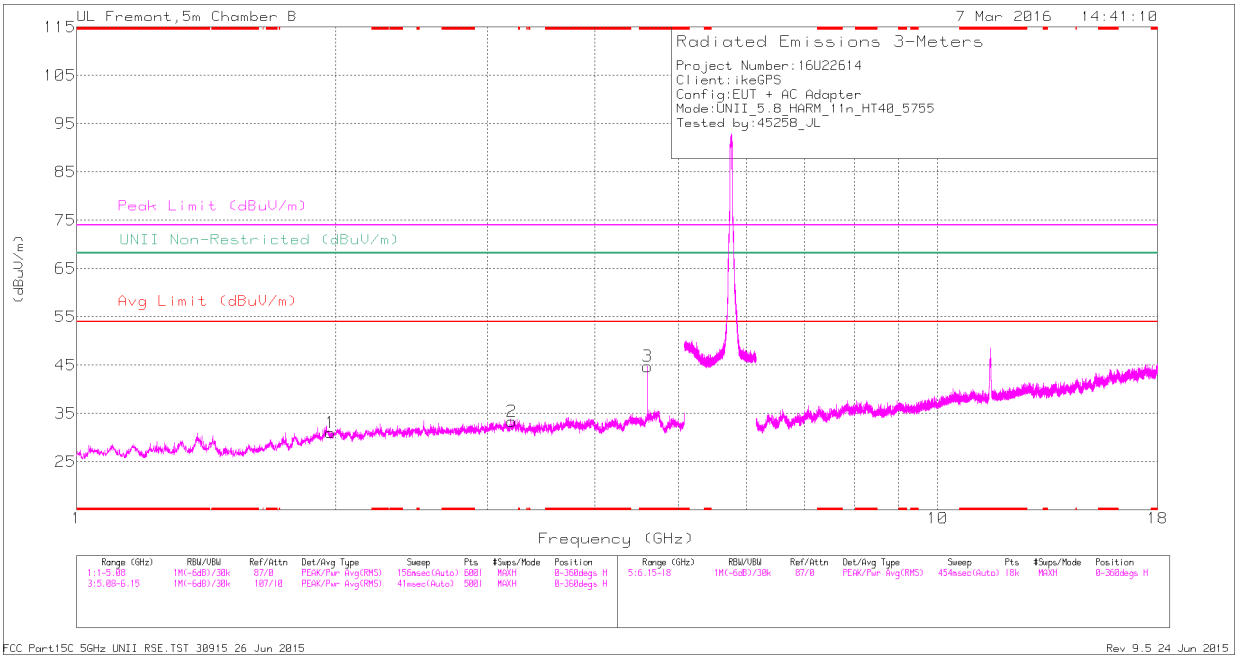

This report shall not be reproduced except in full, without the written approval of UL Verification Services Inc.

LOW CHANNEL DATA

TRACE MARKERS

Marker	Frequency (GHz)	Meter Reading (dBuV)	Det	AF T344 (dB/m)	Amp/Cbl/ Fltr/Pad (dB)	DC Corr (dB)	Corrected Reading (dBuV/m)	Avg Limit (dBuV/m)	Margin (dB)	Peak Limit (dBuV/m)	PK Margin (dB)	UNII Non-Restricted (dBuV/m)	PK Margin (dB)	Azimuth (Degs)	Height (cm)	Polarity
3	* 4.604	42.23	Pk	34.1	-31.6	0	44.73	-	-	74	-29.27	-	-	0-360	102	H
4	* 8.241	30.16	Pk	35.7	-28.7	0	37.16	-	-	74	-36.84	-	-	0-360	102	V
5	* 11.51	40.38	Pk	38.1	-25.3	0	53.18	-	-	74	-20.82	-	-	0-360	102	V
1	1.972	33.27	Pk	31.4	-33.6	0	31.07	-	-	-	-	68.2	-37.13	0-360	199	H
2	3.2	32.84	Pk	33.2	-32.7	0	33.34	-	-	-	-	68.2	-34.86	0-360	199	H
6	14.52	27.08	Pk	39.6	-23.1	0	43.58	-	-	-	-	68.2	-24.62	0-360	102	V

PK - Peak detector

RADIATED EMISSIONS

Frequency (GHz)	Meter Reading (dBuV)	Det	AF T344 (dB/m)	Amp/Cbl/Fl tr/Pad (dB)	DC Corr (dB)	Corrected Reading (dBuV/m)	Avg Limit (dBuV/m)	Margin (dB)	Peak Limit (dBuV/m)	PK Margin (dB)	UNII Non-Restricted (dBuV/m)	PK Margin (dB)	Azimuth (Degs)	Height (cm)	Polarity
* 4.604	45.59	PK-U	34.1	-31.6	0	48.09	-	-	74	-25.91	-	-	15	308	H
* 4.604	40.18	ADR	34.1	-31.6	0	42.68	54	-11.32	-	-	-	-	15	308	H
* 8.242	37.54	PK-U	35.7	-28.7	0	44.54	-	-	74	-29.46	-	-	152	265	V
* 8.24	26.34	ADR	35.7	-28.7	0	33.34	54	-20.66	-	-	-	-	152	265	V
* 11.511	48.61	PK-U	38.1	-25.2	0	61.51	-	-	74	-12.49	-	-	264	120	V
* 11.51	38.76	ADR	38.1	-25.3	0	51.56	54	-2.44	-	-	-	-	264	120	V
1.972	41.92	PK-U	31.4	-33.6	0	39.72	-	-	-	-	68.2	-28.48	177	224	H
3.201	40.25	PK-U	33.2	-32.7	0	40.75	-	-	-	-	68.2	-27.45	56	212	H
14.52	33.38	PK-U	39.6	-23.1	0	49.88	-	-	-	-	68.2	-18.32	302	189	V

* - indicates frequency in CFR15.205/IC8.10 Restricted Band

PK-U - U-NII: Maximum Peak

ADR - U-NII AD primary method, RMS average

UL VERIFICATION SERVICES INC. FORM NO: CCSUP4701J
47173 BENICIA STREET, FREMONT, CA 94538, USA TEL: (510) 771-1000 FAX: (510) 661-0888
This report shall not be reproduced except in full, without the written approval of UL Verification Services Inc.

HIGH CHANNEL RESULTS

VERTICAL

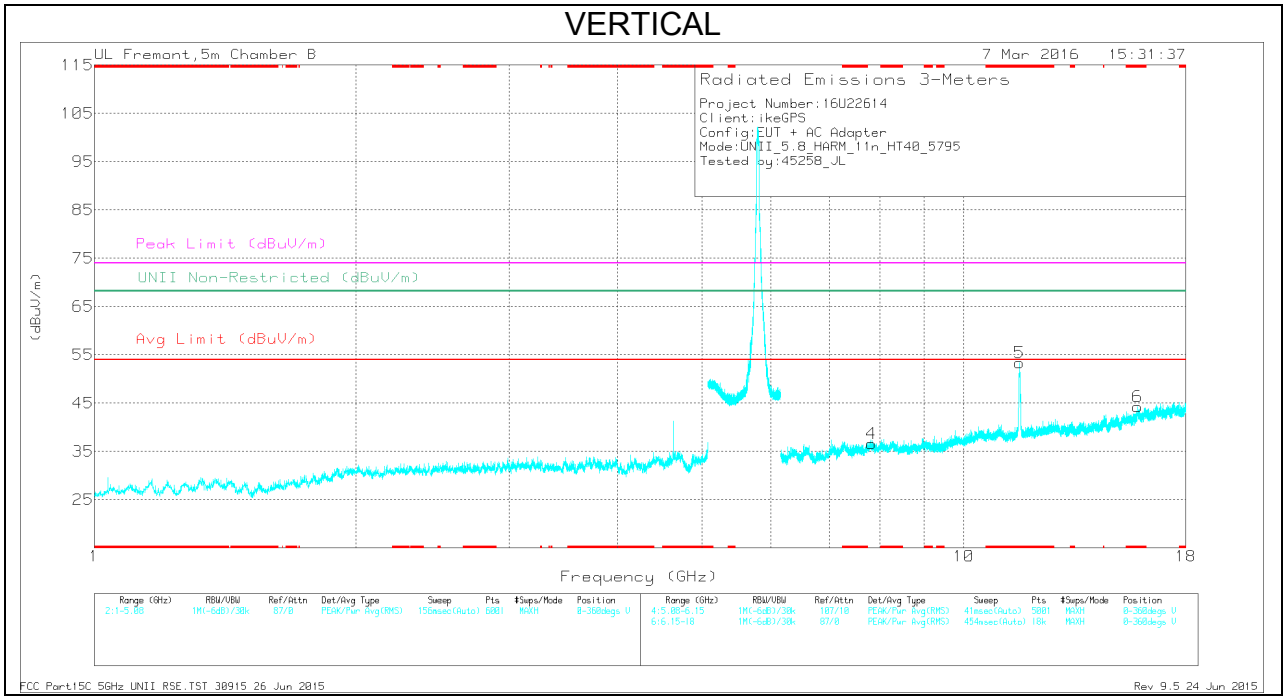

HORIZONTAL

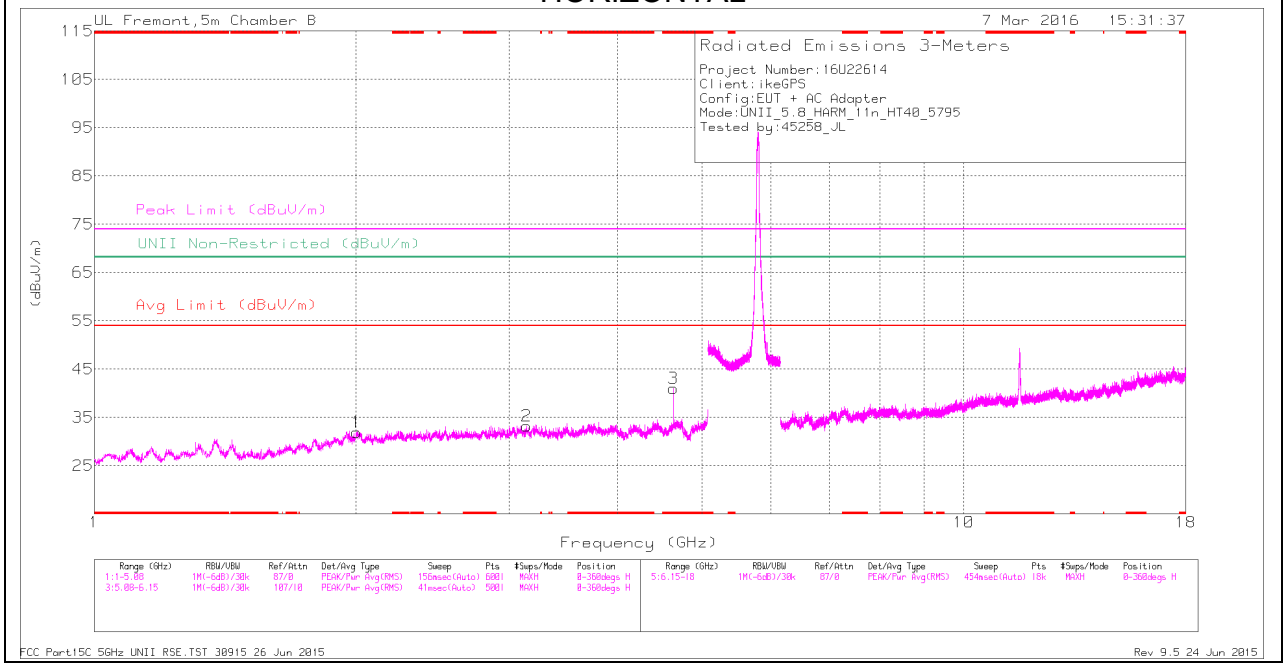

This report shall not be reproduced except in full, without the written approval of UL Verification Services Inc.

HIGH CHANNEL DATA

TRACE MARKERS

Marker	Frequency (GHz)	Meter Reading (dBuV)	Det	AF T344 (dB/m)	Amp/Cbl/ Fltr/Pad (dB)	DC Corr (dB)	Corrected Reading (dBuV/m)	Avg Limit (dBuV/m)	Margin (dB)	Peak Limit (dBuV/m)	PK Margin (dB)	UNII Non-Restricted (dBuV/m)	PK Margin (dB)	Azimuth (Degs)	Height (cm)	Polarity
3	* 4.636	37.86	Pk	34.1	-30.9	0	41.06	-	-	74	-32.94	-	-	0-360	101	H
5	* 11.589	39.92	Pk	38.2	-24.7	0	53.42	-	-	74	-20.58	-	-	0-360	101	V
6	* 15.836	24.58	Pk	40.8	-21.1	0	44.28	-	-	74	-29.72	-	-	0-360	101	V
1	2.002	34.55	Pk	31.5	-34.1	0	31.95	-	-	-	-	68.2	-36.25	0-360	101	H
2	3.14	33.49	Pk	33.2	-33.4	0	33.29	-	-	-	-	68.2	-34.91	0-360	199	H
4	7.833	29.55	Pk	35.8	-28.7	0	36.65	-	-	-	-	68.2	-31.55	0-360	101	V

PK - Peak detector

RADIATED EMISSIONS

Frequency (GHz)	Meter Reading (dBuV)	Det	AF T344 (dB/m)	Amp/Cbl/Fl tr/Pad (dB)	DC Corr (dB)	Corrected Reading (dBuV/m)	Avg Limit (dBuV/m)	Margin (dB)	Peak Limit (dBuV/m)	PK Margin (dB)	UNII Non-Restricted (dBuV/m)	PK Margin (dB)	Azimuth (Degs)	Height (cm)	Polarity
* 4.636	42.66	PK-U	34.1	-30.9	0	45.86	-	-	74	-28.14	-	-	47	107	H
* 4.636	36.56	ADR	34.1	-30.9	0	39.76	54	-14.24	-	-	-	-	47	107	H
* 11.591	49.03	PK-U	38.2	-24.7	0	62.53	-	-	74	-11.47	-	-	258	120	V
* 11.59	39.39	ADR	38.2	-24.7	0	52.89	54	-1.11	-	-	-	-	258	120	V
* 15.834	31.92	PK-U	40.8	-21.2	0	51.52	-	-	74	-22.48	-	-	214	132	V
* 15.834	21.02	ADR	40.8	-21.2	0	40.62	54	-13.38	-	-	-	-	214	132	V
2.003	42.54	PK-U	31.5	-34.1	0	39.94	-	-	-	-	68.2	-28.26	277	184	H
3.141	41.55	PK-U	33.2	-33.4	0	41.35	-	-	-	-	68.2	-26.85	126	244	H
7.834	38.17	PK-U	35.8	-28.8	0	45.17	-	-	-	-	68.2	-23.03	75	213	V

* - indicates frequency in CFR15.205/IC8.10 Restricted Band

PK-U - U-NII: Maximum Peak

ADR - U-NII AD primary method, RMS average

This report shall not be reproduced except in full, without the written approval of UL Verification Services Inc.

10.2. WORST-CASE BELOW 1 GHz

HORIZONTAL

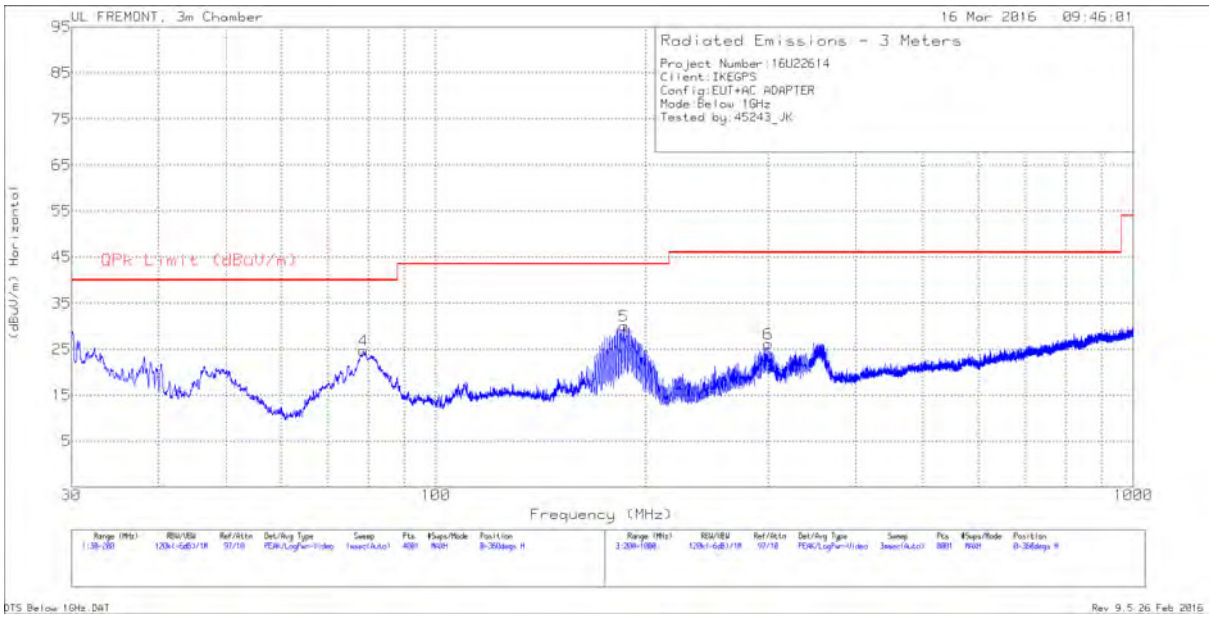

VERTICAL

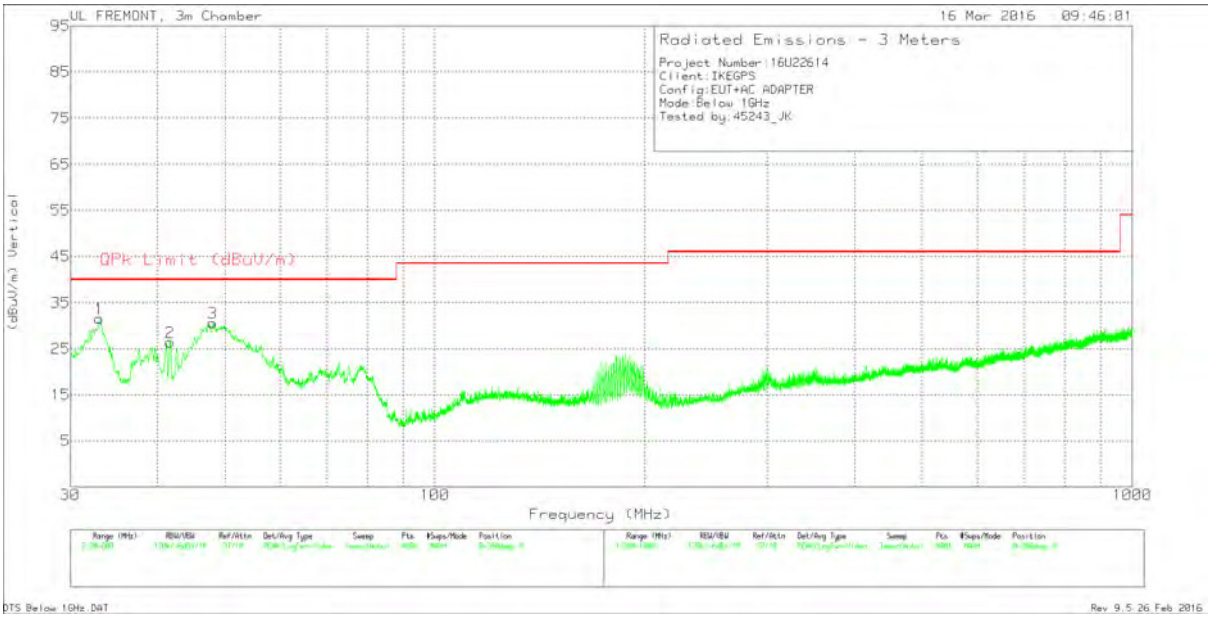

This report shall not be reproduced except in full, without the written approval of UL Verification Services Inc.

Below 1GHz DATA

Marker	Frequency (MHz)	Meter Reading (dBuV)	Det	AF T185 (dB/m)	Amp/Cbl (dB)	Corrected Reading (dBuV/m)	QPk Limit (dBuV/m)	Margin (dB)	Azimuth (Degs)	Height (cm)	Polarity
1	33.0175	39.14	Pk	19.5	-27.1	31.54	40	-8.46	0-360	100	V
2	41.73	40.52	Pk	13	-27.1	26.42	40	-13.58	0-360	100	V
3	48.02	48.5	Pk	9	-26.9	30.6	40	-9.4	0-360	100	V
4	78.705	43.23	Pk	8.1	-26.6	24.73	40	-15.27	0-360	400	H
5	186.06	44.33	Pk	11	-25.3	30.03	43.52	-13.49	0-360	100	H
6	299.7	37.5	Pk	13.1	-24.4	26.2	46.02	-19.82	0-360	100	H

Pk - Peak detector

UL VERIFICATION SERVICES INC. FORM NO: CCSUP4701J
47173 BENICIA STREET, FREMONT, CA 94538, USA TEL: (510) 771-1000 FAX: (510) 661-0888
This report shall not be reproduced except in full, without the written approval of UL Verification Services Inc.

11. AC POWER LINE CONDUCTED EMISSIONS

LIMITS

FCC §15.207 (a)

RSS-Gen 8.8

Frequency of Emission (MHz)	Conducted Limit (dBuV)	
	Quasi-peak	Average
0.15-0.5	66 to 56 *	56 to 46 *
0.5-5	56	46
5-30	60	50

* Decreases with the logarithm of the frequency.

TEST PROCEDURE

The EUT is placed on a non-conducting table 40 cm from the vertical ground plane and 80 cm above the horizontal ground plane. The EUT is configured in accordance with ANSI C63.10.

The receiver is set to a resolution bandwidth of 9 kHz. Peak detection is used unless otherwise noted as quasi-peak or average.

Line conducted data is recorded for both NEUTRAL and HOT lines.

RESULTS

UL VERIFICATION SERVICES INC. FORM NO: CCSUP4701J
47173 BENICIA STREET, FREMONT, CA 94538, USA TEL: (510) 771-1000 FAX: (510) 661-0888
This report shall not be reproduced except in full, without the written approval of UL Verification Services Inc.

LINE 1 RESULTS

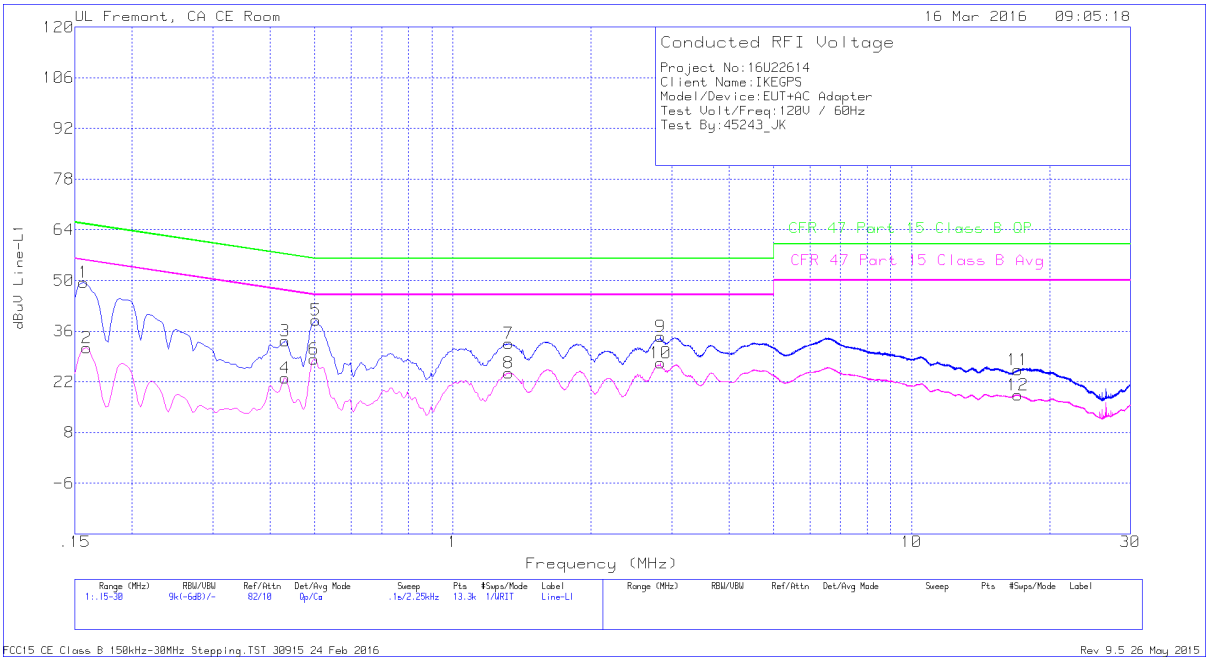

Range 1: Line-L1 .15 - 30MHz											
Marker	Frequency (MHz)	Meter Reading (dBuV)	Det	T24 IL L1	LC Cables 1&3	Limiter (dB)	Corrected Reading dBuV	CFR 47 Part 15 Class B QP	QP Margin (dB)	CFR 47 Part 15 Class B Avg	Av(CISPR) Margin (dB)
1	.15675	38.09	Qp	1.3	0	10.1	49.49	65.63	-16.14	-	-
2	.159	19.93	Ca	1.3	0	10.1	31.33	-	-	55.52	-24.19
3	.43125	22.76	Qp	.4	0	10.1	33.26	57.23	-23.97	-	-
4	.43125	12.62	Ca	.4	0	10.1	23.12	-	-	47.23	-24.11
5	.50325	28.68	Qp	.3	0	10.1	39.08	56	-16.92	-	-
6	.49875	17.78	Ca	.4	0	10.1	28.28	-	-	46.02	-17.74
7	1.32225	22.22	Qp	.2	.1	10.1	32.62	56	-23.38	-	-
8	1.32225	14.09	Ca	.2	.1	10.1	24.49	-	-	46	-21.51
9	2.8365	24.1	Qp	.2	.1	10.1	34.5	56	-21.5	-	-
10	2.8365	16.81	Ca	.2	.1	10.1	27.21	-	-	46	-18.79
11	17.06775	14.51	Qp	.3	.2	10.3	25.31	60	-34.69	-	-
12	17.05763	7.6	Ca	.3	.2	10.3	18.4	-	-	50	-31.6

Qp - Quasi-Peak detector

Ca - CISPR average detection

This report shall not be reproduced except in full, without the written approval of UL Verification Services Inc.

LINE 2 RESULTS

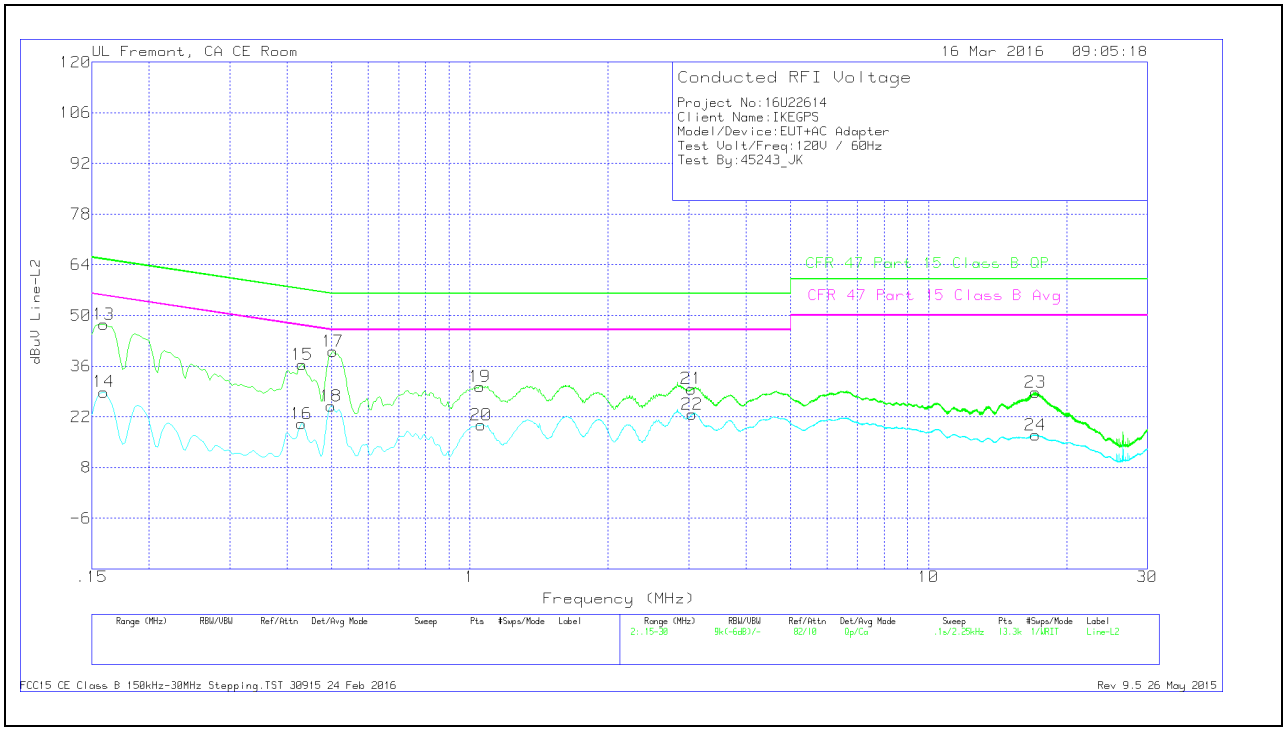

Range 2: Line-L2 .15 - 30MHz											
Marker	Frequency (MHz)	Meter Reading (dBuV)	Det	T24 IL L2	LC Cables 2&3	Limiter (dB)	Corrected Reading dBuV	CFR 47 Part 15 Class B QP	QP Margin (dB)	CFR 47 Part 15 Class B Avg	Av(CISPR) Margin (dB)
13	.159	36.13	Qp	1.4	0	10.1	47.63	65.52	-17.89	-	-
14	.159	17.38	Ca	1.4	0	10.1	28.88	-	-	55.52	-26.64
15	.43125	26	Qp	.4	0	10.1	36.5	57.23	-20.73	-	-
16	.43012	9.6	Ca	.4	0	10.1	20.1	-	-	47.25	-27.15
17	.50325	29.54	Qp	.4	0	10.1	40.04	56	-15.96	-	-
18	.49875	14.4	Ca	.4	0	10.1	24.9	-	-	46.02	-21.12
19	1.05112	20.04	Qp	.2	0	10.1	30.34	56	-25.66	-	-
20	1.059	9.51	Ca	.2	0	10.1	19.81	-	-	46	-26.19
21	3.039	19.35	Qp	.2	.1	10.1	29.75	56	-26.25	-	-
22	3.0525	12.26	Ca	.2	.1	10.1	22.66	-	-	46	-23.34
23	17.1015	17.94	Qp	.3	.2	10.3	28.74	60	-31.26	-	-
24	17.10038	6.19	Ca	.3	.2	10.3	16.99	-	-	50	-33.01

Qp - Quasi-Peak detector

Ca - CISPR average detection

UL VERIFICATION SERVICES INC. FORM NO: CCSUP4701J
47173 BENICIA STREET, FREMONT, CA 94538, USA TEL: (510) 771-1000 FAX: (510) 661-0888
This report shall not be reproduced except in full, without the written approval of UL Verification Services Inc.