AMobile

IOT-500

5" Risc-based Panel PC

5" 物聯網/車聯網資料收集器

User Manual

使用手冊

FC

CE

RoHS VERIFIED

Version 1.0

Copyright Notice
Copyright © 2015 Amobile Intelligent Corp. All Rights Reserved.

This document contains proprietary information protected by copyright. All rights are reserved. No part of this manual may be reproduced by any mechanical, electronic, or other means in any form without prior written permission of the manufacturer.

Disclaimer
The information in this document is subject to change without prior notice in order to improve the reliability, design and function. It does not represent a commitment on the part of the manufacturer.
Under no circumstances will the manufacturer be liable for any direct, indirect, special, incidental, or consequential damages arising from the use or inability to use the product or documentation, even if advised of the possibility of such damages.

Federal Communications Commission (FCC) Statement

15.21
You are cautioned that changes or modifications not expressly approved by the part responsible for compliance could void the user's authority to operate the equipment.

15.105(a)
This equipment has been tested and found to comply with the limits for a Class A digital device, pursuant to part 15 of the FCC rules. These limits are designed to provide reasonable protection against harmful interference in a residential installation. This equipment generates, uses and can radiate radio frequency energy and, if not installed and used in accordance with the instructions, may cause harmful interference to radio communications. However, there is no guarantee that interference will not occur in a particular installation. If this equipment does cause harmful interference to radio or television reception, which can be determined by turning the equipment off and on, the user is encouraged to try to correct the interference by one or more of the following measures:

-Reorient or relocate the receiving antenna.
-Increase the separation between the equipment and receiver.
-Connect the equipment into an outlet on a circuit different from that to which the receiver is connected.
-Consult the dealer or an experienced radio/TV technician for help.

This device complies with Part 15 of the FCC Rules.Operation is subject to the following two conditions:
1) this device may not cause harmful interference and
2) this device must accept any interference received, including interference that may cause undesired operation of the device.

FCC RF Radiation Exposure Statement:
This device has been tested and meets FCC RF exposure guidelines when used with an accessory that contains no metal. Use of other accessories may not ensure compliance with FCC RF exposure guidelines.
This equipment complies with FCC radiation exposure limits set forth for an uncontrolled environment. This equipment should be installed and operated with minimum distance 20cm between the radiator & your body.

NCC警語：

根據NCC低功率電波輻射性電機管理辦法 規定: 第十二條 經型式認證合格之低功率射頻電機，非經許可，公司、商號或使用者均 不得擅自變更頻率、加大功率或變更原設計之特性及功能。
第十四條 低功率射頻電機之使用不得影響飛航安全及干擾合法通信；經發現有干 擾現象時，應立即停用，並改善至無干擾時方得繼續使用。
前項合法通信，指依電信法規定作業之無線電通信。 低功率射頻電機須忍受合法通信或工業、科學及醫療用電波輻射性電機 設備之干擾。

「減少電磁波影響，請妥適使用」。

詳細功能說明書請參閱磐旭智能網站 amobile-solutions.com

警語:
使用過度恐傷害視力

注意事項:
使用30分鐘請休息10分鐘，2歲以下幼兒不看螢幕，2歲以上每天看螢幕不要超過1小時

宣告:
此產品供電來源使用直流電源，且輸出需符合安全超低電壓電路及電力限制型電源。
本產品於國內裝置使用時，其電源僅限使用機架電源模組所提供直流電源輸入，不得使用交流電源及附加其他電源轉接裝置提供電源，其電源輸入電壓及電流請依說明書規定使用。

Open Your Box

- IOT-500 Risc-Based Panel PC
- DC power adapter w/ 2-pin power terminal
- User Manual

1 2.0 megapixel camera

2 Microphone

3 5-point projected capacitive touch screen

4 Integrated 0.8W speaker

5 4x 3.3V DIO,
1 x CAN 2.0b / OBD-II

6 2-pin DC terminal,
12V~24V auto-detection

7 SIM card slot

8 Reserved for S/W test or upgrade

9 10/100 Mbps RJ-45 LAN port

10 2 x USB 2.0 ports

11 DB-9 RS-232/422/485 port

12 Power/Resset button
- Press and hold to power on/off the device.
- Press to suspend or resume the device.

13 Wi-Fi / Bluetooth antenna
*Remove the protective cap to attach the antenna.

14 3G antenna
*Remove the protective cap to attach the antenna.

15 VESA 50 mounting holes (M3 size)

Install SIM & microSD Cards

To install a SIM card to the device, locate the SIM card slot on the side and insert the card following the direction as shown below. Push the SIM card into the card slot until it locks into place.

To remvoe the SIM card, just push the SIM card in to eject it from its slot.

Power Connection

To connect the device to a power source, connect the 2-pin terminal block plug of the power adapter to the 2-pin terminal block receptacle on the device. Then connect the adapter to a power soucre. The device will be automatically turned on upon power-on .



Connector Pinouts

PWPIN

Description: Power Input Connector
Connector Type: 2-pin Terminal Block

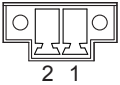

Pin	Description
1	Power_GND
2	+12V-24V

GPIO and CAN Bus

Description: Digital General Purpose Signal Input/Output and CAN
Connector Type: 4x 3.3V Digitial GPIO connector and 1 x CAN 2.0b Bus

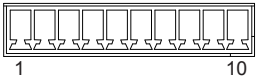

Pin	Description	Pin	Description
1	IO_GND	6	GPIO_4
2	GPIO_1	7	IO_GND
3	GPIO_2	8	CANL
4	IO_GND	9	CANH
5	GPIO_3	10	IO_GND

Note: The pin assignments of other connectors conform to the industry standard.

IOT-500概覽

包裝內容:

- IOT-500 RISC架構平板電腦
- DC 變壓器 (2-pin電源端子座)
- 使用手冊

1 2百萬畫素相機

2 麥克風

3 5點觸控投射電容式螢幕

4 內建0.8W 喇叭

5 4x 3.3V DIO,
1 x CAN 2.0b / OBD-II

6 2-pin DC 電源端子,
12V~24V 自動偵測

7 SIM卡插槽

8 軟體測試或升級專用連接埠

9 10/100 Mbps RJ-45 LAN 網路連接埠

10 2 x USB 2.0 連接埠

11 DB-9 RS-232/422/485 連接埠

12 Power/Resset 按鈕
- 長按可開啟/關閉裝置
- 按一下可進入待機模式/喚醒裝置

13 Wi-Fi / 藍芽天線
*使用時請拆下保護蓋.

14 3G 天線
*使用時請拆下保護蓋

15 VESA 50 安裝孔 (M3)

安裝 SIM卡

若要安裝SIM卡，請將SIM卡依下圖指示方向，將卡片插入裝置後側的SIM卡插槽，然後將卡片直推到底，確定完全插入。

若要移除SIM卡，將SIM卡往前輕推，卡片會稍微退出，即可取出卡片。

連接電源

將變壓器的2-pin端子座插入裝置後側的DC電源輸入孔，然後將電源變壓器接上電源，接上電時裝置會自動開啟。



Pin腳定義

PWPIN

說明: 電源輸入孔
連接埠類型: 2-pin端子座

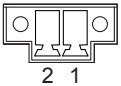

Pin	說明
1	Power_GND
2	+12V-24V

GPIO 及 CAN Bus

說明: 通用型輸入輸出及 CAN
連接埠類型: 4x 3.3V GPIO 連接埠及 1 x CAN 2.0b Bus

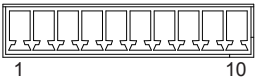

Pin	說明	Pin	說明
1	IO_GND	6	GPIO_4
2	GPIO_1	7	IO_GND
3	GPIO_2	8	CANL
4	IO_GND	9	CANH
5	GPIO_3	10	IO_GND

注意: 其它連接埠的Pin腳定義皆同業界標準。

產品規格

產品額定電壓 / Rating Voltage: D.C. 12~24Vdc / 2A
操作溫度範圍 / Operate temp.: -10~45℃
防水防塵等級 / water and dust-proof.: IPX0

This page is intentionally left blank.