Test Laboratory: Sporton International Inc. SAR/HAC Testing Lab Date: 2024/12/10

01_LTE Band 12_10M_QPSK_1RB_25Offset_Front_10mm_Ch23095

Communication System: UID 0, LTE (0); Frequency: 707.5 MHz;Duty Cycle: 1:1
Medium: HSL_750 Medium parameters used: f = 708 MHz; σ = 0.906 S/m; ε_r = 41.8; ρ = 1000 kg/m^3
Ambient Temperature：23.4 ℃; Liquid Temperature：22.3 ℃

DASY5 Configuration:
- Probe: EX3DV4 - SN3819; ConvF(9.81, 8.75, 9.26); Calibrated: 2024/8/22
- Sensor-Surface: 1.4mm (Mechanical Surface Detection)
- Electronics: DAE4 Sn1386; Calibrated: 2024/8/30
- Phantom: Twin-SAM1(P1aP2a20); Type: QD 000 P40 CD; Serial: TP:1670
- Measurement SW: DASY52, Version 52.10 (3); SEMCAD X Version 14.6.13 (7474)

Area Scan (51x71x1): Interpolated grid: dx=1.500 mm, dy=1.500 mm
Maximum value of SAR (interpolated) = 0.727 W/kg

Zoom Scan (6x6x7)/Cube 0: Measurement grid: dx=8mm, dy=8mm, dz=5mm
Reference Value = 29.23 V/m; Power Drift = 0.11 dB
Peak SAR (extrapolated) = 0.805 W/kg
SAR(1 g) = 0.587 W/kg; SAR(10 g) = 0.401 W/kg
Smallest distance from peaks to all points 3 dB below = 21 mm
Ratio of SAR at M2 to SAR at M1 = 72.4%
Maximum value of SAR (measured) = 0.724 W/kg



0 dB = 0.724 W/kg = -1.40 dBW/kg

Test Laboratory: Sporton International Inc. SAR/HAC Testing Lab Date: 2024/12/10

02_LTE Band 13_10M_QPSK_1RB_25Offset_Front_10mm_Ch23230

Communication System: UID 0, LTE (0); Frequency: 782 MHz;Duty Cycle: 1:1
Medium: HSL_750 Medium parameters used: f = 782 MHz; σ = 0.928 S/m; ε_r = 41.654; ρ = 1000 kg/m^3
Ambient Temperature：23.4 ℃; Liquid Temperature：22.3 ℃

DASY5 Configuration:
- Probe: EX3DV4 - SN3819; ConvF(9.81, 8.75, 9.26); Calibrated: 2024/8/22
- Sensor-Surface: 1.4mm (Mechanical Surface Detection)
- Electronics: DAE4 Sn1386; Calibrated: 2024/8/30
- Phantom: Twin-SAM1(P1aP2a20); Type: QD 000 P40 CD; Serial: TP:1670
- Measurement SW: DASY52, Version 52.10 (3); SEMCAD X Version 14.6.13 (7474)

Area Scan (51x71x1): Interpolated grid: dx=1.500 mm, dy=1.500 mm
Maximum value of SAR (interpolated) = 0.596 W/kg

Zoom Scan (5x5x7)/Cube 0: Measurement grid: dx=8mm, dy=8mm, dz=5mm
Reference Value = 1.778 V/m; Power Drift = 0.11 dB
Peak SAR (extrapolated) = 0.668 W/kg
SAR(1 g) = 0.470 W/kg; SAR(10 g) = 0.320 W/kg
Smallest distance from peaks to all points 3 dB below = 21.5 mm
Ratio of SAR at M2 to SAR at M1 = 69.5%
Maximum value of SAR (measured) = 0.597 W/kg

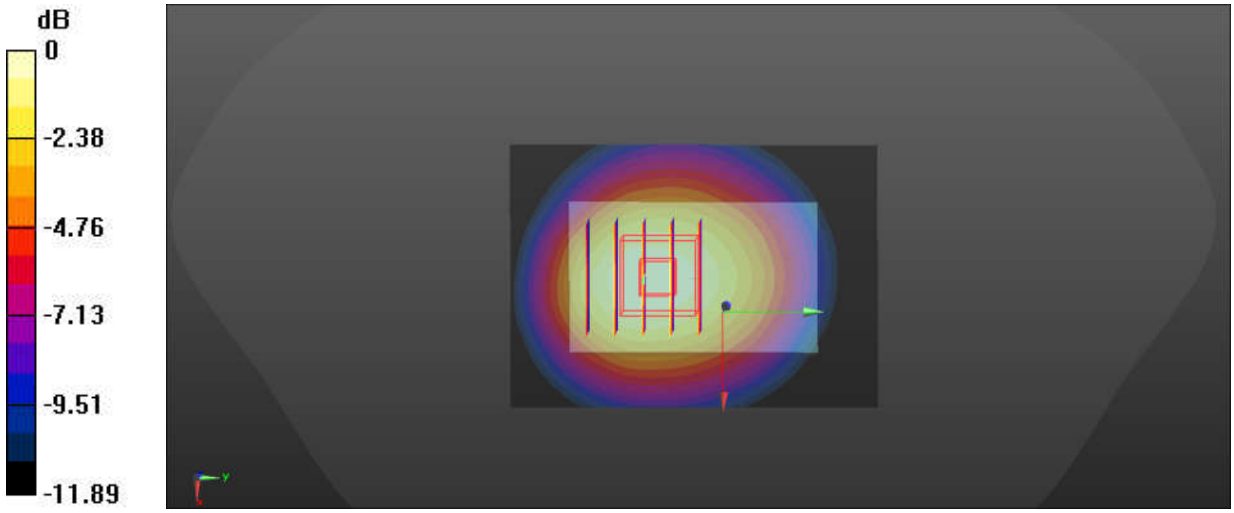

0 dB = 0.597 W/kg = -2.24 dBW/kg

Test Laboratory: Sporton International Inc. SAR/HAC Testing Lab Date: 2024/12/10

03_LTE Band 5_10M_QPSK_1RB_25Offset_Front_10mm_Ch20525

Communication System: UID 0, LTE (0); Frequency: 836.5 MHz;Duty Cycle: 1:1
Medium: HSL_835 Medium parameters used: f = 836.5 MHz; σ = 0.943 S/m; ε_r = 41.95; ρ = 1000 kg/m^3
Ambient Temperature：23.3 ℃; Liquid Temperature：22.3 ℃

DASY5 Configuration:
- Probe: EX3DV4 - SN3819; ConvF(9.4, 8.38, 8.87); Calibrated: 2024/8/22
- Sensor-Surface: 1.4mm (Mechanical Surface Detection)
- Electronics: DAE4 Sn1386; Calibrated: 2024/8/30
- Phantom: Twin-SAM1(P1aP2a20); Type: QD 000 P40 CD; Serial: TP:1670
- Measurement SW: DASY52, Version 52.10 (3); SEMCAD X Version 14.6.13 (7474)

Area Scan (51x71x1): Interpolated grid: dx=1.500 mm, dy=1.500 mm
Maximum value of SAR (interpolated) = 1.43 W/kg

Zoom Scan (5x5x7)/Cube 0: Measurement grid: dx=8mm, dy=8mm, dz=5mm
Reference Value = 2.214 V/m; Power Drift = 0.08 dB
Peak SAR (extrapolated) = 1.59 W/kg
SAR(1 g) = 1.12 W/kg; SAR(10 g) = 0.751 W/kg
Smallest distance from peaks to all points 3 dB below = 23.6 mm
Ratio of SAR at M2 to SAR at M1 = 69.6%
Maximum value of SAR (measured) = 1.40 W/kg

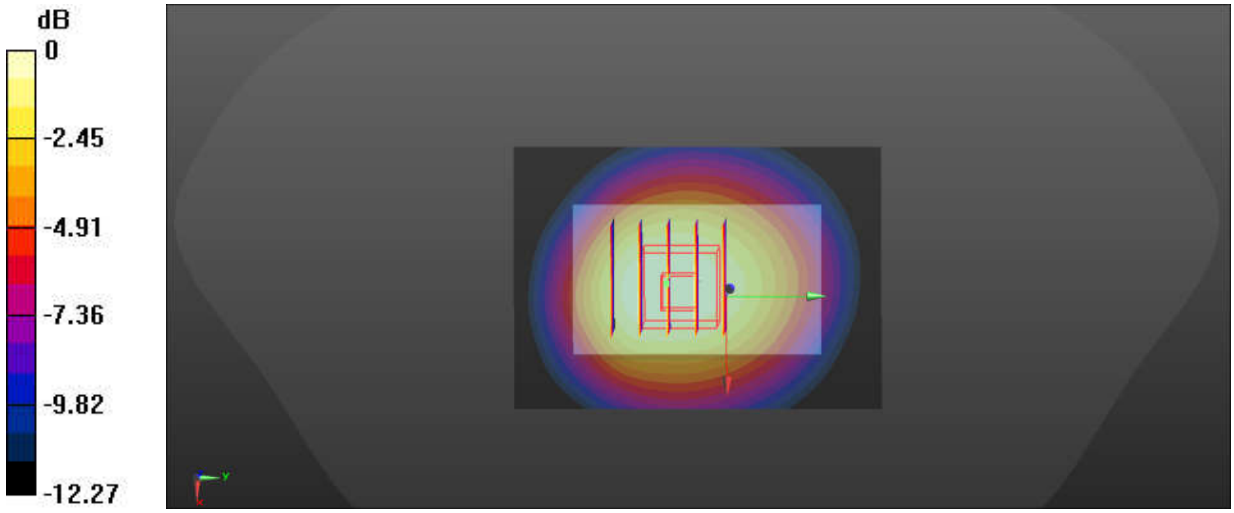

0 dB = 1.40 W/kg = 1.46 dBW/kg

Test Laboratory: Sporton International Inc. SAR/HAC Testing Lab Date: 2024/12/11

04_LTE Band 66_20M_QPSK_1RB_49Offset_Front_10mm_Ch132322

Communication System: UID 0, LTE (0); Frequency: 1745 MHz;Duty Cycle: 1:1
Medium: HSL_1750 Medium parameters used: f = 1745 MHz; σ = 1.342 S/m; ε_r = 41.058; ρ = 1000 kg/m^3
Ambient Temperature：23.2 ℃; Liquid Temperature：22.1 ℃

DASY5 Configuration:
- Probe: EX3DV4 - SN3819; ConvF(7.94, 7.08, 7.5); Calibrated: 2024/8/22
- Sensor-Surface: 1.4mm (Mechanical Surface Detection)
- Electronics: DAE4 Sn1386; Calibrated: 2024/8/30
- Phantom: Twin-SAM1(P1aP2a20); Type: QD 000 P40 CD; Serial: TP:1670
- Measurement SW: DASY52, Version 52.10 (3); SEMCAD X Version 14.6.13 (7474)

Area Scan (51x71x1): Interpolated grid: dx=1.500 mm, dy=1.500 mm
Maximum value of SAR (interpolated) = 1.32 W/kg

Zoom Scan (5x5x7)/Cube 0: Measurement grid: dx=8mm, dy=8mm, dz=5mm
Reference Value = 33.23 V/m; Power Drift = -0.18 dB
Peak SAR (extrapolated) = 1.40 W/kg
SAR(1 g) = 0.937 W/kg; SAR(10 g) = 0.576 W/kg
Smallest distance from peaks to all points 3 dB below = 18.7 mm
Ratio of SAR at M2 to SAR at M1 = 67.5%
Maximum value of SAR (measured) = 1.25 W/kg

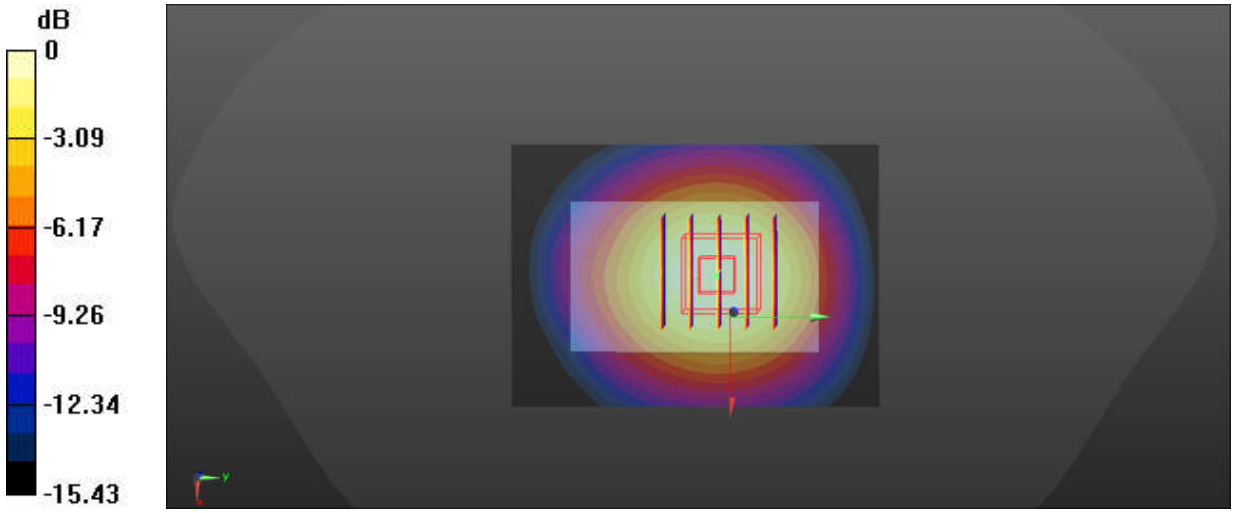

0 dB = 1.25 W/kg = 0.97 dBW/kg

Test Laboratory: Sporton International Inc. SAR/HAC Testing Lab Date: 2024/12/11

05_LTE Band 2_20M_QPSK_1RB_49Offset_Front_10mm_Ch19100

Communication System: UID 0, LTE (0); Frequency: 1900 MHz;Duty Cycle: 1:1
Medium: HSL_1900 Medium parameters used: f = 1900 MHz; σ = 1.433 S/m; ε_r = 40.023; ρ = 1000 kg/m^3
Ambient Temperature：23.3 ℃; Liquid Temperature：22.2 ℃

DASY5 Configuration:
- Probe: EX3DV4 - SN3819; ConvF(7.95, 7.09, 7.51); Calibrated: 2024/8/22
- Sensor-Surface: 1.4mm (Mechanical Surface Detection)
- Electronics: DAE4 Sn1386; Calibrated: 2024/8/30
- Phantom: Twin-SAM1(P1aP2a20); Type: QD 000 P40 CD; Serial: TP:1670
- Measurement SW: DASY52, Version 52.10 (3); SEMCAD X Version 14.6.13 (7474)

Area Scan (51x71x1): Interpolated grid: dx=1.500 mm, dy=1.500 mm
Maximum value of SAR (interpolated) = 1.32 W/kg

Zoom Scan (6x8x7)/Cube 0: Measurement grid: dx=8mm, dy=8mm, dz=5mm
Reference Value = 32.67 V/m; Power Drift = 0.18 dB
Peak SAR (extrapolated) = 1.43 W/kg
SAR(1 g) = 0.922 W/kg; SAR(10 g) = 0.557 W/kg
Smallest distance from peaks to all points 3 dB below = 17.2 mm
Ratio of SAR at M2 to SAR at M1 = 64.8%
Maximum value of SAR (measured) = 1.25 W/kg



0 dB = 1.25 W/kg = 0.97 dBW/kg

Test Laboratory: Sporton International Inc. SAR/HAC Testing Lab Date: 2024/12/12

06_Bluetooth_BLE 1Mbps_Front_10mm_Ch0

Communication System: UID 0, Bluetooth (0); Frequency: 2402 MHz;Duty Cycle: 1:1.163
Medium: HSL_2450 Medium parameters used: f = 2402 MHz; σ = 1.778 S/m; ε_r = 38.855; ρ = 1000 kg/m^3
Ambient Temperature：23.4 ℃; Liquid Temperature：22.4 ℃

DASY5 Configuration:
- Probe: EX3DV4 - SN3819; ConvF(7.82, 6.98, 7.39); Calibrated: 2024/8/22
- Sensor-Surface: 1.4mm (Mechanical Surface Detection)
- Electronics: DAE4 Sn1386; Calibrated: 2024/8/30
- Phantom: Twin-SAM1(P1aP2a20); Type: QD 000 P40 CD; Serial: TP:1670
- Measurement SW: DASY52, Version 52.10 (3); SEMCAD X Version 14.6.13 (7474)

Area Scan (71x101x1): Interpolated grid: dx=1.200 mm, dy=1.200 mm
Maximum value of SAR (interpolated) = 0.0292 W/kg

Zoom Scan (7x7x7)/Cube 0: Measurement grid: dx=5mm, dy=5mm, dz=5mm
Reference Value = 3.304 V/m; Power Drift = 0.02 dB
Peak SAR (extrapolated) = 0.0290 W/kg
SAR(1 g) = 0.015 W/kg; SAR(10 g) = 0.00759 W/kg
Smallest distance from peaks to all points 3 dB below = 8.5 mm
Ratio of SAR at M2 to SAR at M1 = 48.4%
Maximum value of SAR (measured) = 0.0236 W/kg

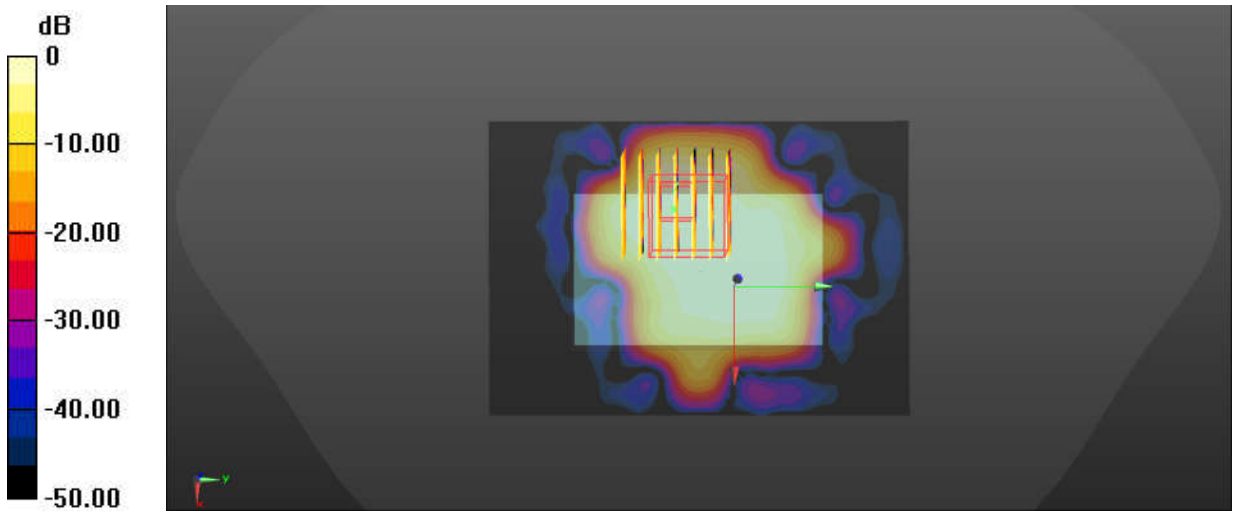

0 dB = 0.0236 W/kg = -16.27 dBW/kg

Test Laboratory: Sporton International Inc. SAR/HAC Testing Lab Date: 2024/12/10

07_LTE Band 12_10M_QPSK_1RB_25Offset_Back_0mm_Ch23095

Communication System: UID 0, LTE (0); Frequency: 707.5 MHz;Duty Cycle: 1:1
Medium: HSL_750 Medium parameters used: f = 708 MHz; σ = 0.906 S/m; ε_r = 41.8; ρ = 1000 kg/m^3
Ambient Temperature：23.4 ℃; Liquid Temperature：22.3 ℃

DASY5 Configuration:
- Probe: EX3DV4 - SN3819; ConvF(9.81, 8.75, 9.26); Calibrated: 2024/8/22
- Sensor-Surface: 1.4mm (Mechanical Surface Detection)
- Electronics: DAE4 Sn1386; Calibrated: 2024/8/30
- Phantom: Twin-SAM1(P1aP2a20); Type: QD 000 P40 CD; Serial: TP:1670
- Measurement SW: DASY52, Version 52.10 (3); SEMCAD X Version 14.6.13 (7474)

Area Scan (51x71x1): Interpolated grid: dx=1.500 mm, dy=1.500 mm
Maximum value of SAR (interpolated) = 1.68 W/kg

Zoom Scan (5x6x7)/Cube 0: Measurement grid: dx=8mm, dy=8mm, dz=5mm
Reference Value = 0.8220 V/m; Power Drift = 0.11 dB
Peak SAR (extrapolated) = 2.52 W/kg
SAR(1 g) = 1.11 W/kg; SAR(10 g) = 0.638 W/kg
Smallest distance from peaks to all points 3 dB below = 8 mm
Ratio of SAR at M2 to SAR at M1 = 42.6%
Maximum value of SAR (measured) = 1.91 W/kg



0 dB = 1.91 W/kg = 2.81 dBW/kg

Test Laboratory: Sporton International Inc. SAR/HAC Testing Lab Date: 2024/12/10

08_LTE Band 13_10M_QPSK_1RB_25Offset_Back_0mm_Ch23230

Communication System: UID 0, LTE (0); Frequency: 782 MHz;Duty Cycle: 1:1
Medium: HSL_750 Medium parameters used: f = 782 MHz; σ = 0.928 S/m; ε_r = 41.654; ρ = 1000 kg/m^3
Ambient Temperature：23.4 ℃; Liquid Temperature：22.3 ℃

DASY5 Configuration:
- Probe: EX3DV4 - SN3819; ConvF(9.81, 8.75, 9.26); Calibrated: 2024/8/22
- Sensor-Surface: 1.4mm (Mechanical Surface Detection)
- Electronics: DAE4 Sn1386; Calibrated: 2024/8/30
- Phantom: Twin-SAM1(P1aP2a20); Type: QD 000 P40 CD; Serial: TP:1670
- Measurement SW: DASY52, Version 52.10 (3); SEMCAD X Version 14.6.13 (7474)

Area Scan (51x71x1): Interpolated grid: dx=1.500 mm, dy=1.500 mm
Maximum value of SAR (interpolated) = 1.58 W/kg

Zoom Scan (5x5x7)/Cube 0: Measurement grid: dx=8mm, dy=8mm, dz=5mm
Reference Value = 5.614 V/m; Power Drift = 0.03 dB
Peak SAR (extrapolated) = 2.33 W/kg
SAR(1 g) = 1.02 W/kg; SAR(10 g) = 0.610 W/kg
Smallest distance from peaks to all points 3 dB below = 8 mm
Ratio of SAR at M2 to SAR at M1 = 42.7%
Maximum value of SAR (measured) = 1.72 W/kg

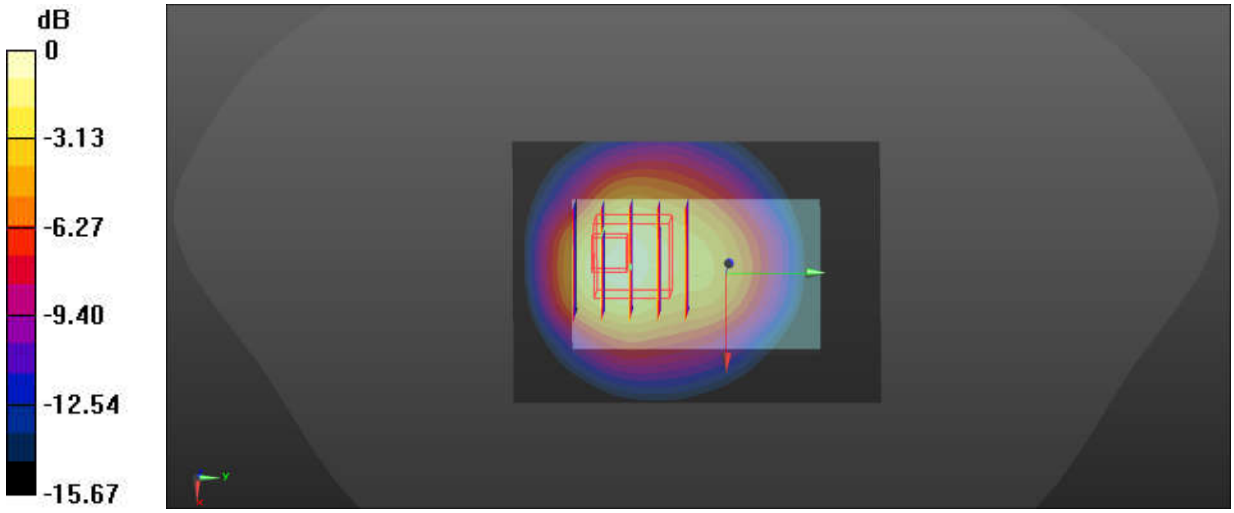

0 dB = 1.72 W/kg = 2.36 dBW/kg

Test Laboratory: Sporton International Inc. SAR/HAC Testing Lab Date: 2024/12/10

09_LTE Band 5_10M_QPSK_1RB_25Offset_Back_0mm_Ch20525

Communication System: UID 0, LTE (0); Frequency: 836.5 MHz;Duty Cycle: 1:1
Medium: HSL_835 Medium parameters used: f = 836.5 MHz; σ = 0.943 S/m; ε_r = 41.95; ρ = 1000 kg/m^3
Ambient Temperature：23.3 ℃; Liquid Temperature：22.3 ℃

DASY5 Configuration:
- Probe: EX3DV4 - SN3819; ConvF(9.4, 8.38, 8.87); Calibrated: 2024/8/22
- Sensor-Surface: 1.4mm (Mechanical Surface Detection)
- Electronics: DAE4 Sn1386; Calibrated: 2024/8/30
- Phantom: Twin-SAM1(P1aP2a20); Type: QD 000 P40 CD; Serial: TP:1670
- Measurement SW: DASY52, Version 52.10 (3); SEMCAD X Version 14.6.13 (7474)

Area Scan (51x71x1): Interpolated grid: dx=1.500 mm, dy=1.500 mm
Maximum value of SAR (interpolated) = 2.39 W/kg

Zoom Scan (5x5x7)/Cube 0: Measurement grid: dx=8mm, dy=8mm, dz=5mm
Reference Value = 6.853 V/m; Power Drift = 0.08 dB
Peak SAR (extrapolated) = 3.21 W/kg
SAR(1 g) = 1.49 W/kg; SAR(10 g) = 0.973 W/kg
Smallest distance from peaks to all points 3 dB below = 8 mm
Ratio of SAR at M2 to SAR at M1 = 44.5%
Maximum value of SAR (measured) = 2.40 W/kg

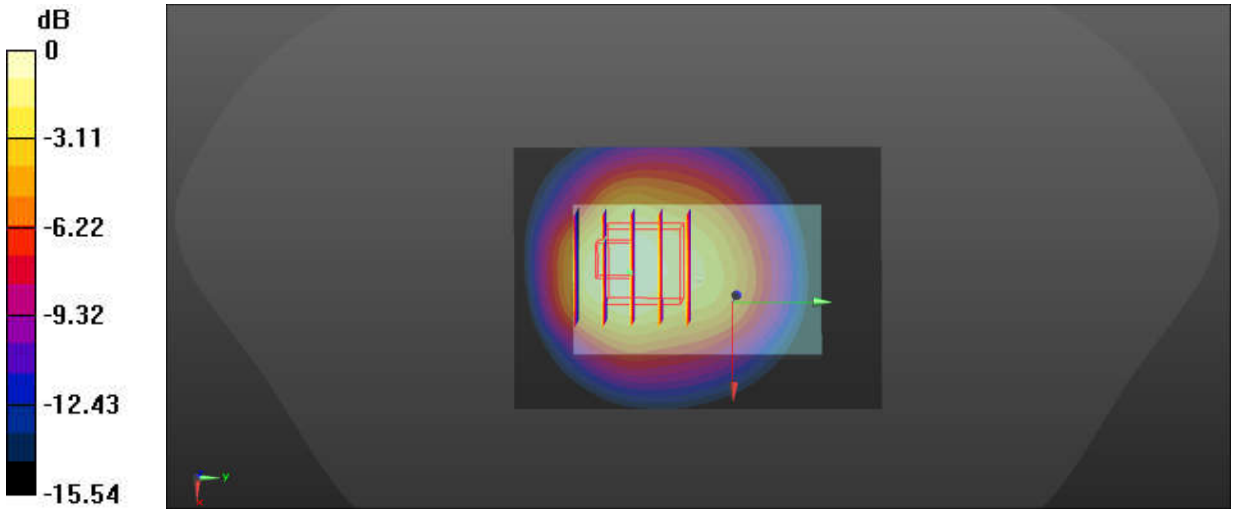

0 dB = 2.40 W/kg = 3.80 dBW/kg

Test Laboratory: Sporton International Inc. SAR/HAC Testing Lab Date: 2024/12/11

10_LTE Band 66_20M_QPSK_1RB_49Offset_Back_0mm_Ch132572

Communication System: UID 0, LTE (0); Frequency: 1770 MHz;Duty Cycle: 1:1
Medium: HSL_1750 Medium parameters used: f = 1770 MHz; σ = 1.357 S/m; ε_r = 41.025; ρ = 1000 kg/m^3
Ambient Temperature：23.2 ℃; Liquid Temperature：22.1 ℃

DASY5 Configuration:
- Probe: EX3DV4 - SN3819; ConvF(7.94, 7.08, 7.5); Calibrated: 2024/8/22
- Sensor-Surface: 1.4mm (Mechanical Surface Detection)
- Electronics: DAE4 Sn1386; Calibrated: 2024/8/30
- Phantom: Twin-SAM1(P1aP2a20); Type: QD 000 P40 CD; Serial: TP:1670
- Measurement SW: DASY52, Version 52.10 (3); SEMCAD X Version 14.6.13 (7474)

Area Scan (51x71x1): Interpolated grid: dx=1.500 mm, dy=1.500 mm
Maximum value of SAR (interpolated) = 5.77 W/kg

Zoom Scan (5x5x7)/Cube 0: Measurement grid: dx=8mm, dy=8mm, dz=5mm
Reference Value = 65.93 V/m; Power Drift = 0.01 dB
Peak SAR (extrapolated) = 5.43 W/kg
SAR(1 g) = 3.71 W/kg; SAR(10 g) = 2.14 W/kg
Smallest distance from peaks to all points 3 dB below = 14.3 mm
Ratio of SAR at M2 to SAR at M1 = 70.1%
Maximum value of SAR (measured) = 4.91 W/kg

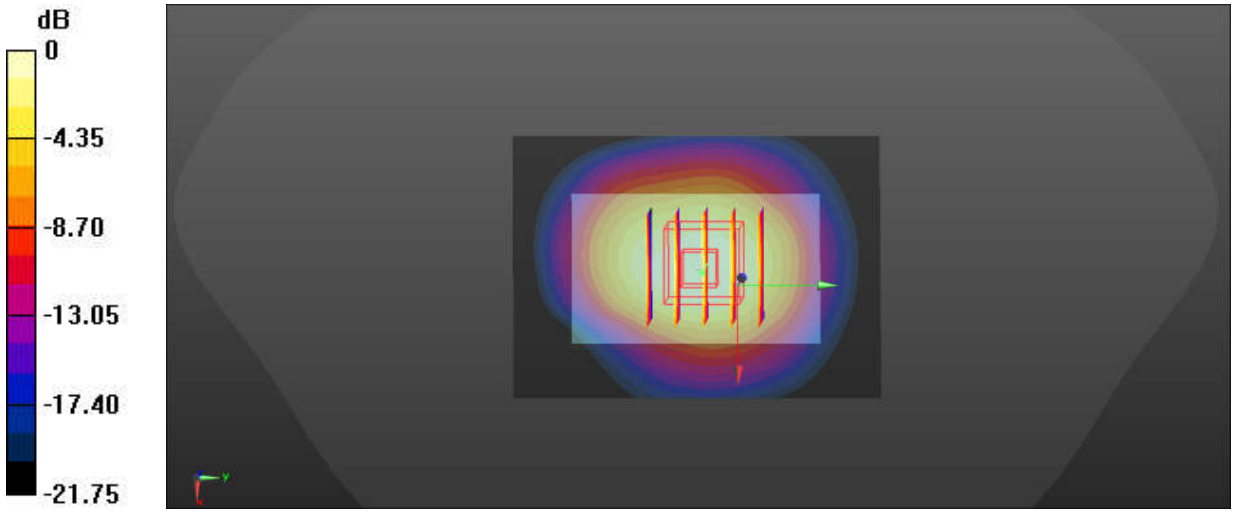

0 dB = 4.91 W/kg = 6.91 dBW/kg

Test Laboratory: Sporton International Inc. SAR/HAC Testing Lab Date: 2024/12/11

11_LTE Band 2_20M_QPSK_1RB_49Offset_Back_0mm_Ch18900

Communication System: UID 0, LTE (0); Frequency: 1880 MHz;Duty Cycle: 1:1
Medium: HSL_1900 Medium parameters used: f = 1880 MHz; σ = 1.421 S/m; ε_r = 40.027; ρ = 1000 kg/m^3
Ambient Temperature：23.3 ℃; Liquid Temperature：22.2 ℃

DASY5 Configuration:
- Probe: EX3DV4 - SN3819; ConvF(7.95, 7.09, 7.51); Calibrated: 2024/8/22
- Sensor-Surface: 1.4mm (Mechanical Surface Detection)
- Electronics: DAE4 Sn1386; Calibrated: 2024/8/30
- Phantom: Twin-SAM1(P1aP2a20); Type: QD 000 P40 CD; Serial: TP:1670
- Measurement SW: DASY52, Version 52.10 (3); SEMCAD X Version 14.6.13 (7474)

Area Scan (51x71x1): Interpolated grid: dx=1.500 mm, dy=1.500 mm
Maximum value of SAR (interpolated) = 5.41 W/kg

Zoom Scan (5x5x7)/Cube 0: Measurement grid: dx=8mm, dy=8mm, dz=5mm
Reference Value = 59.83 V/m; Power Drift = 0.07 dB
Peak SAR (extrapolated) = 5.32 W/kg
SAR(1 g) = 3.54 W/kg; SAR(10 g) = 2.06 W/kg
Smallest distance from peaks to all points 3 dB below = 12.8 mm
Ratio of SAR at M2 to SAR at M1 = 66%
Maximum value of SAR (measured) = 4.73 W/kg



0 dB = 4.73 W/kg = 6.75 dBW/kg

Test Laboratory: Sporton International Inc. SAR/HAC Testing Lab Date: 2024/12/12

12_Bluetooth_BLE 1Mbps_Front_0mm_Ch0

Communication System: UID 0, Bluetooth (0); Frequency: 2402 MHz;Duty Cycle: 1:1.163
Medium: HSL_2450 Medium parameters used: f = 2402 MHz; σ = 1.778 S/m; ε_r = 38.855; ρ = 1000 kg/m^3
Ambient Temperature：23.4 ℃; Liquid Temperature：22.4 ℃

DASY5 Configuration:
- Probe: EX3DV4 - SN3819; ConvF(7.82, 6.98, 7.39); Calibrated: 2024/8/22
- Sensor-Surface: 1.4mm (Mechanical Surface Detection)
- Electronics: DAE4 Sn1386; Calibrated: 2024/8/30
- Phantom: Twin-SAM1(P1aP2a20); Type: QD 000 P40 CD; Serial: TP:1670
- Measurement SW: DASY52, Version 52.10 (3); SEMCAD X Version 14.6.13 (7474)

Area Scan (71x101x1): Interpolated grid: dx=1.200 mm, dy=1.200 mm
Maximum value of SAR (interpolated) = 0.136 W/kg

Zoom Scan (7x7x7)/Cube 0: Measurement grid: dx=5mm, dy=5mm, dz=5mm
Reference Value = 5.886 V/m; Power Drift = 0.08 dB
Peak SAR (extrapolated) = 0.129 W/kg
SAR(1 g) = 0.060 W/kg; SAR(10 g) = 0.029 W/kg
Smallest distance from peaks to all points 3 dB below = 9.2 mm
Ratio of SAR at M2 to SAR at M1 = 44.6%
Maximum value of SAR (measured) = 0.0990 W/kg

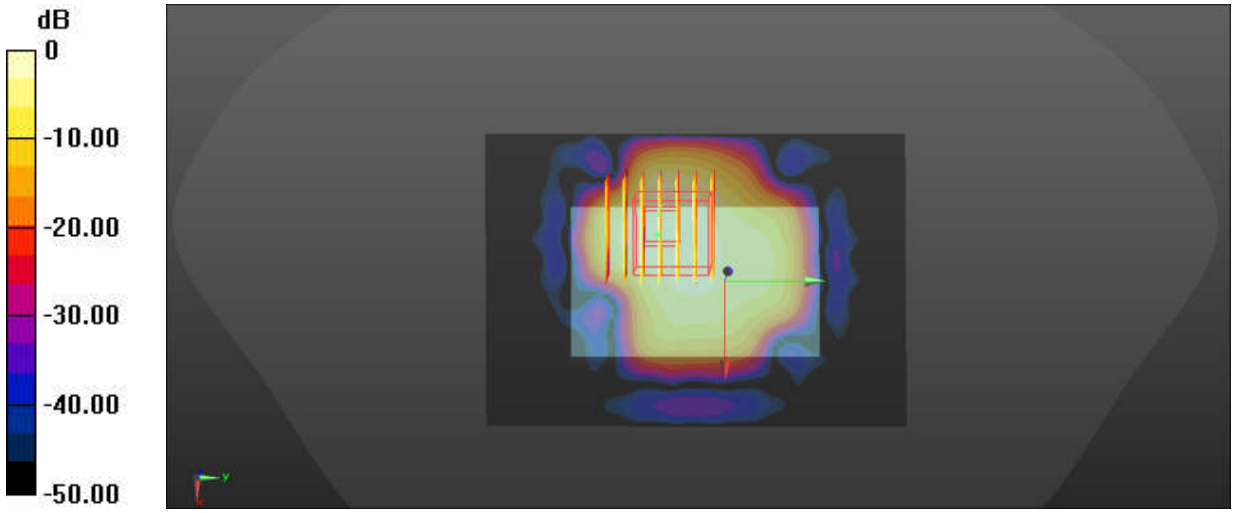

0 dB = 0.0990 W/kg = -10.04 dBW/kg

Test Laboratory: Sporton International Inc. SAR/HAC Testing Lab Date: 2024/12/10

13_LTE Band 12_10M_QPSK_1RB_25Offset_Back_0mm_Ch23095

Communication System: UID 0, LTE (0); Frequency: 707.5 MHz;Duty Cycle: 1:1
Medium: HSL_750 Medium parameters used: f = 708 MHz; σ = 0.906 S/m; ε_r = 41.8; ρ = 1000 kg/m^3
Ambient Temperature：23.4 ℃; Liquid Temperature：22.3 ℃

DASY5 Configuration:
- Probe: EX3DV4 - SN3819; ConvF(9.81, 8.75, 9.26); Calibrated: 2024/8/22
- Sensor-Surface: 1.4mm (Mechanical Surface Detection)
- Electronics: DAE4 Sn1386; Calibrated: 2024/8/30
- Phantom: Twin-SAM1(P1aP2a20); Type: QD 000 P40 CD; Serial: TP:1670
- Measurement SW: DASY52, Version 52.10 (3); SEMCAD X Version 14.6.13 (7474)

Area Scan (51x71x1): Interpolated grid: dx=1.500 mm, dy=1.500 mm
Maximum value of SAR (interpolated) = 1.68 W/kg

Zoom Scan (5x6x7)/Cube 0: Measurement grid: dx=8mm, dy=8mm, dz=5mm
Reference Value = 0.8220 V/m; Power Drift = 0.11 dB
Peak SAR (extrapolated) = 2.52 W/kg
SAR(1 g) = 1.11 W/kg; SAR(10 g) = 0.638 W/kg
Smallest distance from peaks to all points 3 dB below = 8 mm
Ratio of SAR at M2 to SAR at M1 = 42.6%
Maximum value of SAR (measured) = 1.91 W/kg



0 dB = 1.91 W/kg = 2.81 dBW/kg

Test Laboratory: Sporton International Inc. SAR/HAC Testing Lab Date: 2024/12/10

14_LTE Band 13_10M_QPSK_1RB_25Offset_Back_0mm_Ch23230

Communication System: UID 0, LTE (0); Frequency: 782 MHz;Duty Cycle: 1:1
Medium: HSL_750 Medium parameters used: f = 782 MHz; σ = 0.928 S/m; ε_r = 41.654; ρ = 1000 kg/m^3
Ambient Temperature：23.4 ℃; Liquid Temperature：22.3 ℃

DASY5 Configuration:
- Probe: EX3DV4 - SN3819; ConvF(9.81, 8.75, 9.26); Calibrated: 2024/8/22
- Sensor-Surface: 1.4mm (Mechanical Surface Detection)
- Electronics: DAE4 Sn1386; Calibrated: 2024/8/30
- Phantom: Twin-SAM1(P1aP2a20); Type: QD 000 P40 CD; Serial: TP:1670
- Measurement SW: DASY52, Version 52.10 (3); SEMCAD X Version 14.6.13 (7474)

Area Scan (51x71x1): Interpolated grid: dx=1.500 mm, dy=1.500 mm
Maximum value of SAR (interpolated) = 1.58 W/kg

Zoom Scan (5x5x7)/Cube 0: Measurement grid: dx=8mm, dy=8mm, dz=5mm
Reference Value = 5.614 V/m; Power Drift = 0.03 dB
Peak SAR (extrapolated) = 2.33 W/kg
SAR(1 g) = 1.02 W/kg; SAR(10 g) = 0.610 W/kg
Smallest distance from peaks to all points 3 dB below = 8 mm
Ratio of SAR at M2 to SAR at M1 = 42.7%
Maximum value of SAR (measured) = 1.72 W/kg

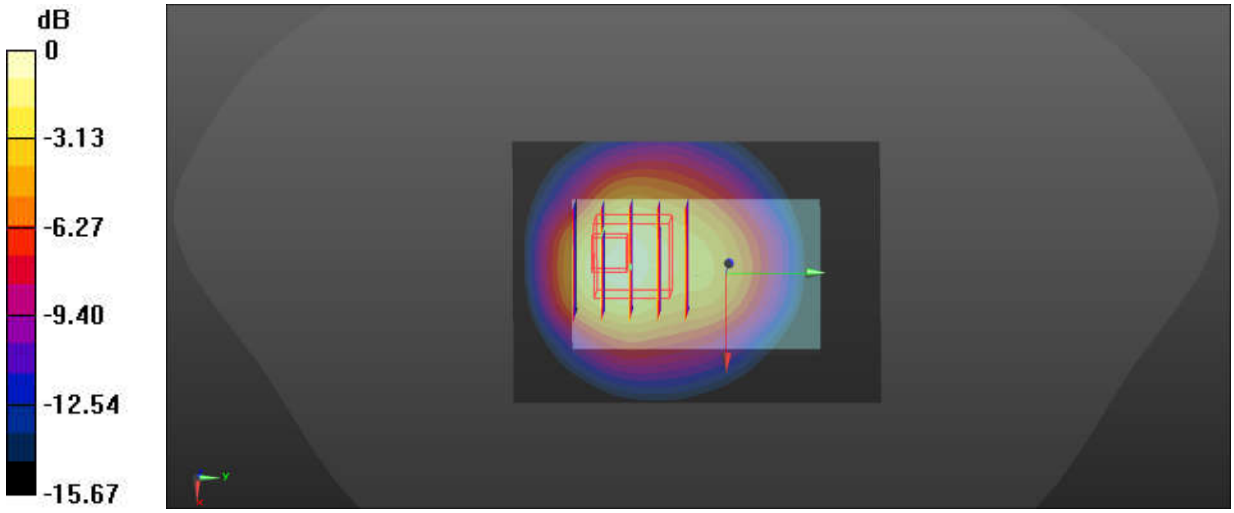

0 dB = 1.72 W/kg = 2.36 dBW/kg

Test Laboratory: Sporton International Inc. SAR/HAC Testing Lab Date: 2024/12/10

15_LTE Band 5_10M_QPSK_1RB_25Offset_Back_0mm_Ch20525

Communication System: UID 0, LTE (0); Frequency: 836.5 MHz;Duty Cycle: 1:1
Medium: HSL_835 Medium parameters used: f = 836.5 MHz; σ = 0.943 S/m; ε_r = 41.95; ρ = 1000 kg/m^3
Ambient Temperature：23.3 ℃; Liquid Temperature：22.3 ℃

DASY5 Configuration:
- Probe: EX3DV4 - SN3819; ConvF(9.4, 8.38, 8.87); Calibrated: 2024/8/22
- Sensor-Surface: 1.4mm (Mechanical Surface Detection)
- Electronics: DAE4 Sn1386; Calibrated: 2024/8/30
- Phantom: Twin-SAM1(P1aP2a20); Type: QD 000 P40 CD; Serial: TP:1670
- Measurement SW: DASY52, Version 52.10 (3); SEMCAD X Version 14.6.13 (7474)

Area Scan (51x71x1): Interpolated grid: dx=1.500 mm, dy=1.500 mm
Maximum value of SAR (interpolated) = 2.39 W/kg

Zoom Scan (5x5x7)/Cube 0: Measurement grid: dx=8mm, dy=8mm, dz=5mm
Reference Value = 6.853 V/m; Power Drift = 0.08 dB
Peak SAR (extrapolated) = 3.21 W/kg
SAR(1 g) = 1.49 W/kg; SAR(10 g) = 0.973 W/kg
Smallest distance from peaks to all points 3 dB below = 8 mm
Ratio of SAR at M2 to SAR at M1 = 44.5%
Maximum value of SAR (measured) = 2.40 W/kg

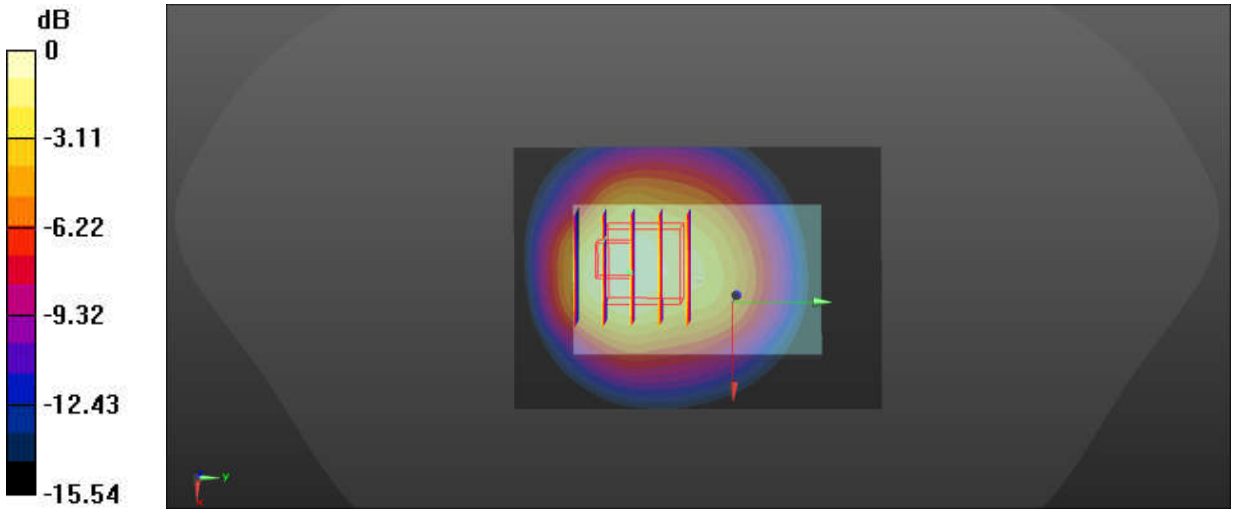

0 dB = 2.40 W/kg = 3.80 dBW/kg

Test Laboratory: Sporton International Inc. SAR/HAC Testing Lab Date: 2024/12/11

16_LTE Band 66_20M_QPSK_1RB_49Offset_Back_0mm_Ch132572

Communication System: UID 0, LTE (0); Frequency: 1770 MHz;Duty Cycle: 1:1
Medium: HSL_1750 Medium parameters used: f = 1770 MHz; σ = 1.357 S/m; ε_r = 41.025; ρ = 1000 kg/m^3
Ambient Temperature：23.2 ℃; Liquid Temperature：22.1 ℃

DASY5 Configuration:
- Probe: EX3DV4 - SN3819; ConvF(7.94, 7.08, 7.5); Calibrated: 2024/8/22
- Sensor-Surface: 1.4mm (Mechanical Surface Detection)
- Electronics: DAE4 Sn1386; Calibrated: 2024/8/30
- Phantom: Twin-SAM1(P1aP2a20); Type: QD 000 P40 CD; Serial: TP:1670
- Measurement SW: DASY52, Version 52.10 (3); SEMCAD X Version 14.6.13 (7474)

Area Scan (51x71x1): Interpolated grid: dx=1.500 mm, dy=1.500 mm
Maximum value of SAR (interpolated) = 5.77 W/kg

Zoom Scan (5x5x7)/Cube 0: Measurement grid: dx=8mm, dy=8mm, dz=5mm
Reference Value = 65.93 V/m; Power Drift = 0.01 dB
Peak SAR (extrapolated) = 5.43 W/kg
SAR(1 g) = 3.71 W/kg; SAR(10 g) = 2.14 W/kg
Smallest distance from peaks to all points 3 dB below = 14.3 mm
Ratio of SAR at M2 to SAR at M1 = 70.1%
Maximum value of SAR (measured) = 4.91 W/kg

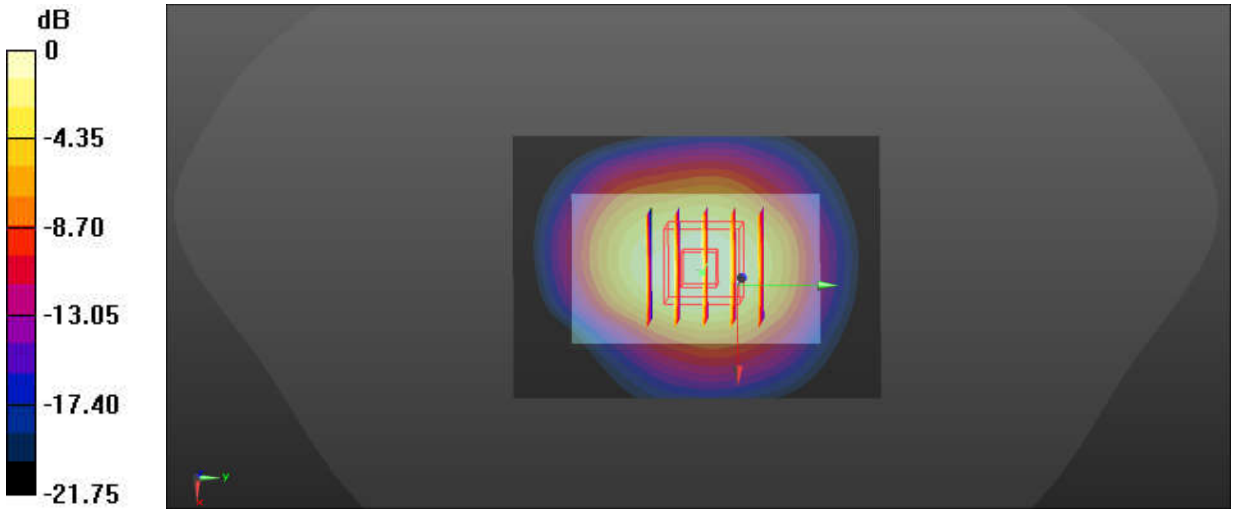

0 dB = 4.91 W/kg = 6.91 dBW/kg

Test Laboratory: Sporton International Inc. SAR/HAC Testing Lab Date: 2024/12/11

17_LTE Band 2_20M_QPSK_1RB_49Offset_Back_0mm_Ch18900

Communication System: UID 0, LTE (0); Frequency: 1880 MHz;Duty Cycle: 1:1
Medium: HSL_1900 Medium parameters used: f = 1880 MHz; σ = 1.421 S/m; ε_r = 40.027; ρ = 1000 kg/m^3
Ambient Temperature：23.3 ℃; Liquid Temperature：22.2 ℃

DASY5 Configuration:
- Probe: EX3DV4 - SN3819; ConvF(7.95, 7.09, 7.51); Calibrated: 2024/8/22
- Sensor-Surface: 1.4mm (Mechanical Surface Detection)
- Electronics: DAE4 Sn1386; Calibrated: 2024/8/30
- Phantom: Twin-SAM1(P1aP2a20); Type: QD 000 P40 CD; Serial: TP:1670
- Measurement SW: DASY52, Version 52.10 (3); SEMCAD X Version 14.6.13 (7474)

Area Scan (51x71x1): Interpolated grid: dx=1.500 mm, dy=1.500 mm
Maximum value of SAR (interpolated) = 5.41 W/kg

Zoom Scan (5x5x7)/Cube 0: Measurement grid: dx=8mm, dy=8mm, dz=5mm
Reference Value = 59.83 V/m; Power Drift = 0.07 dB
Peak SAR (extrapolated) = 5.32 W/kg
SAR(1 g) = 3.54 W/kg; SAR(10 g) = 2.06 W/kg
Smallest distance from peaks to all points 3 dB below = 12.8 mm
Ratio of SAR at M2 to SAR at M1 = 66%
Maximum value of SAR (measured) = 4.73 W/kg



0 dB = 4.73 W/kg = 6.75 dBW/kg

Test Laboratory: Sporton International Inc. SAR/HAC Testing Lab Date: 2024/12/12

18_Bluetooth_BLE 1Mbps_Front_0mm_Ch0

Communication System: UID 0, Bluetooth (0); Frequency: 2402 MHz;Duty Cycle: 1:1.163
Medium: HSL_2450 Medium parameters used: f = 2402 MHz; σ = 1.778 S/m; ε_r = 38.855; ρ = 1000 kg/m^3
Ambient Temperature：23.4 ℃; Liquid Temperature：22.4 ℃

DASY5 Configuration:
- Probe: EX3DV4 - SN3819; ConvF(7.82, 6.98, 7.39); Calibrated: 2024/8/22
- Sensor-Surface: 1.4mm (Mechanical Surface Detection)
- Electronics: DAE4 Sn1386; Calibrated: 2024/8/30
- Phantom: Twin-SAM1(P1aP2a20); Type: QD 000 P40 CD; Serial: TP:1670
- Measurement SW: DASY52, Version 52.10 (3); SEMCAD X Version 14.6.13 (7474)

Area Scan (71x101x1): Interpolated grid: dx=1.200 mm, dy=1.200 mm
Maximum value of SAR (interpolated) = 0.136 W/kg

Zoom Scan (7x7x7)/Cube 0: Measurement grid: dx=5mm, dy=5mm, dz=5mm
Reference Value = 5.886 V/m; Power Drift = 0.08 dB
Peak SAR (extrapolated) = 0.129 W/kg
SAR(1 g) = 0.060 W/kg; SAR(10 g) = 0.029 W/kg
Smallest distance from peaks to all points 3 dB below = 9.2 mm
Ratio of SAR at M2 to SAR at M1 = 44.6%
Maximum value of SAR (measured) = 0.0990 W/kg

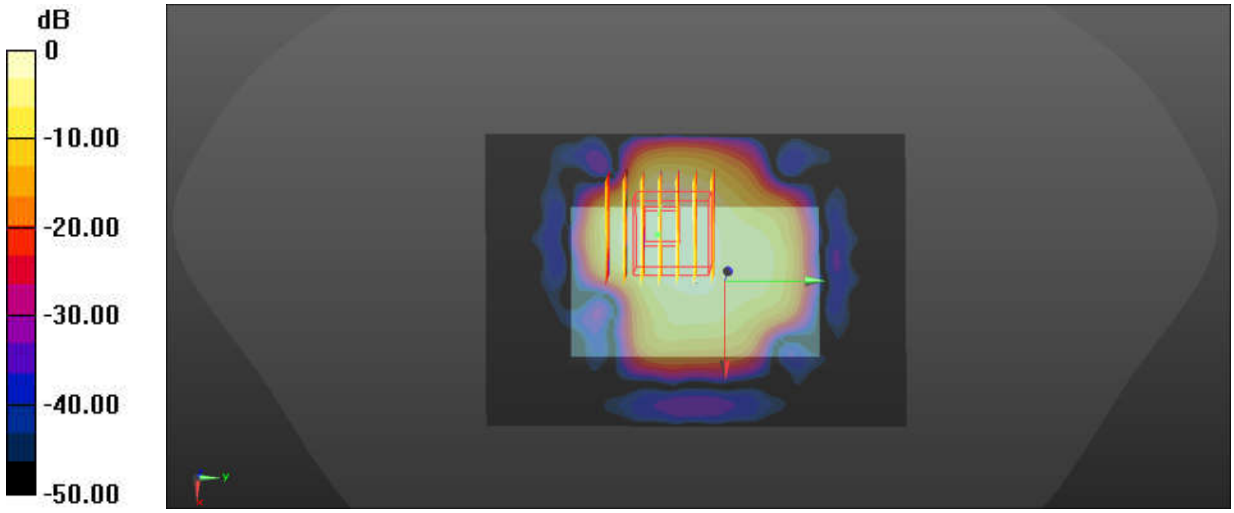

0 dB = 0.0990 W/kg = -10.04 dBW/kg